



PURDUE BOILERMAKERS

2014-15 BASKETBALL GAME NOTES

23 Big Ten Championships | 48 All-Americans | 10 Big Ten Coaches of the Year | 2 No. 1 NBA Draft Picks

► GAME INFORMATION

Television	ESPNU
Online	Watch ESPN
Announcers	Adam Amin, Craig Robinson
Radio	Purdue Sports Network
Satellite Radio	XM (Ch. 84) - Rutgers Broadcast
Radio Talent	Larry Clisby, Rob Blackman
Live Stats (Fans)	PurdueSports.com
Twitter Updates	@BoilerBall @ChrisForman12 (#BoilerNotes)

► SCHEDULE AND RESULTS

Nov.	P / O	Rank	Opponent	Time / Result
2	#	-- / --	California (Pa.)	W, 89-52
7	#	-- / --	Carroll (Mont.)	W, 90-49
14	\$	-- / --	Samford	W, 80-40
16	-- / --		IUPUI	W, 77-57
20	-- / --		Grambling	W, 82-30
24	\$	-- / RV	vs. Kansas State	L, 79-88
25	\$	-- / --	vs. Missouri	W, 82-61
26	\$	-- / RV	vs. BYU	W, 87-85

Dec.	Rank	Opponent	Time / Result	
2	%	-- / RV	North Carolina State	W, 66-61
6		-- / --	North Florida	L, 70-73
8		-- / --	IPFW	W, 63-43
10		-- / --	Arkansas State	W, 87-46
13		-- / --	at Vanderbilt	L, 71-81
20	^	-- / 21	vs. Notre Dame	L, 63-94
22		-- / --	Gardner-Webb	L, 84-89
31	*	-- / RV	Minnesota	W, 72-68

Jan.	Rank	Opponent	Time / Result	
3	*	-- / --	Michigan	W, 64-51
7	*	-- / 4	at Wisconsin	L, 55-62
10	*	-- / 11	Maryland	L, 60-69
17	*	-- / --	at Penn State	W, 84-77
21	*	-- / --	at Illinois	L, 57-66
24	*	-- / 25	Iowa	W, 67-63
28	*	-- / 22	Indiana	W, 83-67
31	*	-- / --	at Northwestern	W, 68-60

Feb.	Rank	Opponent	Time / Result
4	*	-- / 20 Ohio State	W, 60-58
7	*	-- / -- at Minnesota	L, 58-62
12	*	-- / -- at Rutgers	7 PM
15	*	-- / -- Nebraska	5:15 PM
19	*	-- / RV at Indiana	7 PM
26	*	-- / -- Rutgers	9 PM

Mar.	Rank	Opponent	Time / Result	
1	*	-- / 23	at Ohio State	TBA
4	*	-- / --	at Michigan State	8 PM
7	*	-- / --	Illinois	4:30 PM
11	&	-- / --	Big Ten Tournament First Round	TBA
12	&	-- / --	Big Ten Tournament Second Round	TBD
13	&	-- / --	Big Ten Tournament Quarterfinals	TBD
14	&	-- / --	Big Ten Tournament Semifinals	TBD
15	&	-- / --	Big Ten Tournament Finals	3:30 PM

• Home games played at Mackey Arena.

• All times Eastern and subject to change.

Denotes exhibition game.

\$ Denotes EASports Maui Invitational (Lahaina, Hawaii).

% Denotes ACC / Big Ten Challenge (West Lafayette, Ind.).

^ Denotes Crossroads Classic (Indianapolis, Ind.).

& Denotes Big Ten Tournament (Chicago, Ill.)

* Denotes Big Ten Conference game.

PURDUE (15-9, 7-4 Big Ten)

RUTGERS (10-15, 2-10 Big Ten)

Thursday, February 12, 2015 | 7:00 PM (ET) | The RAC (8,000) | Piscataway, New Jersey

■ GAME 25: For Openers

• Needing to become road warriors over the last month of the season, the Purdue men's basketball team heads to The Garden State for the first time in almost 16 years as the Boilermakers (15-9, 7-4) take on Rutgers (10-15, 2-10) on Thursday night in Piscataway, N.J. The game will be televised by ESPNU at 7:00 PM (ET) with **Adam Amin** and **Craig Robinson** on the broadcast.

• Playing its second straight road game, the Boilermakers look to continue their outstanding defensive play of late. Over the last three games, Purdue has held its foes to 60.0 PPG while shooting 41.2 percent from the field.

• Purdue is allowing almost 10.0 points per game less in league play this year than at the end of last year. Purdue has allowed just seven teams (in 24 games) to score 70 points this year after allowing 19 opponents (in 32 games) to reach 70 points a year ago.

■ The Series With Rutgers

• Facing one of the Big Ten's two newest members, Purdue will take on Rutgers for just the fifth time in series history on Thursday.

• Purdue leads the series, 3-1, but the two teams haven't faced each other since the 1982 NIT Tournament (Purdue win, 98-65, in Mackey).

• Rutgers' lone win in the series came on Dec. 4, 1975, in Madison Square Garden, when Rutgers' head coach **Eddie Jordan** scored 17 points with eight assists in an 81-73 win over the Boilermakers.

• Purdue is 13-1 against teams from the state of New Jersey and will be playing its first game in the Garden State since the 1999 NCAA Tourney.

► WHAT'S TRENDING

■ Team Trends

• Purdue is shooting 52.6 percent from 2-point range in Big Ten play this season.

• Purdue and Wisconsin are only B1G teams to rank in top five in scoring offense and defense.

• Purdue has shot at least 44.0 percent in seven of its 11 Big Ten games this year.

• Purdue is 71-97 (.732) from the FT line in the last four games. Foes are 40-58 (.690).

■ Individual Trends

• **A.J. Hammons** has recorded 12 of his 13 career double-doubles in Big Ten play.

• **A.J. Hammons** is 24-of-30 (.800) from the field in the last four games (11.6 PPG).

• **Jon Octeus** is averaging 15.0 PPG and 7.0 RPG over the last three games.

• **Vince Edwards** is the only FR in America to avg. 9.0 PPG, 5.0 RPG, 2.5 APG and shoot 50 %.

■ A Win Would...

• Move Purdue to 8-4 in league play and remain in second in the Big Ten Conference.

• Surpass last year's win total for the entire season (15).

• Be Purdue's first win in New Jersey since an 80-64 win over South Carolina on 12-22-98.

• Be Purdue's first B1G road win in month of February since Feb. 5, 2013 (Penn State; 7 games).

► THE PROBABLE LINEUPS

Purdue (15-9 | 7-4 Big Ten)

Rank	Player (Pronunciation)	Ht.	Wt.	Yr.	Hometown	GP / GS	PPG	RPG	APG	MPG
F 12	Vince Edwards	6-7	220	Fr.	Middletown, Ohio	24 / 22	9.5	5.0	2.7	27.4
C 20	A.J. Hammons	7-0	261	Jr.	Gary, Ind.	24 / 13	10.8	6.3	3.0(b)	23.3
G 0	Jon Octeus (Ock-tee-us)	6-4	175	Sr.	Miami, Fla.	24 / 24	9.3	5.0	2.6	28.0
G 31	Dakota Mathias (muh-thigh-us)	6-4	197	Fr.	Elida, Ohio	24 / 7	3.8	1.8	1.4	17.4
G 35	Rapheal Davis (Ray-fell)	6-5	217	Jr.	Fort Wayne, Ind.	24 / 24	10.8	3.8	2.5	29.5
G 1	Bryson Scott	6-1	206	So.	Fort Wayne, Ind.	20 / 1	4.3	1.7	1.3	10.9
G 2	Jon McKeeman	6-1	190	Jr.	Fort Wayne, Ind.	5 / 0	0.0	0.0	0.0	2.4
G 3	P.J. Thompson	5-10	188	Fr.	Indianapolis, Ind.	22 / 1	2.5	1.0	1.2	15.2
F 5	Basil Smotherman (Baz-ull)	6-6	222	So.	Indianapolis, Ind.	24 / 1	2.5	1.7	0.8	11.6
G 11	Stephen Toyra (Toy-ruh)	6-3	180	Jr.	Lafayette, Ind.	5 / 0	0.4	0.4	0.0	3.2
G 21	Kendall Stephens	6-6	197	So.	St. Charles, Ill.	24 / 16	9.6	2.5	1.8	23.2
F 23	Jaquiel Taylor (Juh-keel)	6-9	217	Fr.	Cambridge, Mass.	6 / 0	2.2	2.0	0.7(b)	7.0
F 30	Neal Beshears	6-7	198	Sr.	Winchester, Ind.	1 / 0	0.0	0.0	0.0	0.0
C 44	Isaac Haas (HAHSS)	7-2	297	Fr.	Hokes Bluff, Ala.	24 / 11	8.5	3.9	0.9(b)	15.3

Rutgers (10-15 | 2-10 Big Ten)

Players (No. in parentheses)										
		Ht.	Wt.	Yr.	Hometown	GP / GS	PPG	RPG	APG	MPG
F 10	Junior Etou	6-7	230	So.	Republic of Congo	24 / 24	7.6	6.8	0.6(b)	30.3
F 11	Kadeem Jack	6-9	235	Jr.	Queens, N.Y.	23 / 22	13.2	6.2	1.0	31.6
C 35	Greg Lewis	6-9	245	Jr.	Baltimore, Md.	25 / 25	5.0	4.3	1.0(b)	24.5
G 2	Bishop Daniels	6-3	185	Jr.	Raleigh, N.C.	21 / 14	8.2	2.0	1.7	23.9
G 4	Myles Mack	5-10	175	Sr.	Paterson, N.J.	25 / 25	14.3	4.6	4.5	36.2

PR ► THE MATCHUP		
Category	Purdue	Rutgers
Record	15-9	10-15
Big Ten Record	7-4	2-10
National Ranking (AP / Coaches)	-- / --	-- / --
Streak	Loss-1	Loss-8
Scoring Offense	71.5	59.0
Scoring Defense	64.6	64.5
Scoring Margin	+6.9	-5.6
Field Goal Percentage	.460	.392
Field Goal Percentage Defense	.402	.419
Three-Point Percentage	.326	.292
Three-Point Percentage Defense	.361	.328
Free Throw Percentage	.679	.670
Rebound Margin	+4.8	-1.9
Assists Per Game	15.5	10.7
Turnovers Per Game	13.2	12.9
Assist:Turnover Ratio	1.17	0.83
Turnover Margin	-0.71	-0.76
Steals Per Game	5.6	5.7
Blocked Shots Per Game	5.6	4.0

PR ► SERIES INFORMATION	
Purdue's All-Time Record	1,707-982 (.635)
All-time vs. Rutgers	3-1
Current Streak	Purdue, win-1
In West Lafayette	2-1
In Mackey Arena	1-1
Streak	Purdue, win-1
In Piscataway	1-0
At The RAC	0-0
Streak	0
At Neutral Sites	0-0
In Overtime Games	0-0
Purdue Points (Avg.)	326 (81.50)
Rutgers Points (Avg.)	272 (68.00)
Purdue vs. the Big Ten	904-665
Purdue vs. State of New Jersey	13-1
Purdue On This Date	16-12
Painter vs. Opponent	11-5
In Mackey Arena	0-0
At The RAC	0-0
At Neutral Sites	0-0
Jordan vs. Purdue	0-0

PR ► SERIES MEETINGS				
Date	Rank	Site	Result	Score
12-28-53	-- / --	West Lafayette, Ind.	W	78-69
12-3-54	-- / --	Piscataway, N.J.	W	77-57
12-4-75	-- / --	West Lafayette, Ind.	L	73-81
3-15-82	-- / --	West Lafayette, Ind. (#)	W	98-65

- NIT Tournament

PR ► MEDIA INFORMATION

- Credentials for Purdue home games are issued to working media only and should be requested as early as possible.
- The Purdue Athletics Communications office now uses SportsSystems to request credentials and parking passes.

SportsSystems.com/Purdue

- Please allow ample time for credentials to be mailed to you. Credentials not mailed can be picked up prior to the game at the media will call at the Mackey Arena media will call area off Northwestern Avenue (under the Mackey Arena sign). Media parking is available inside Ross-Ade Stadium and an adjacent lot outside Ross-Ade Stadium.
- All Purdue practices are closed to the general public. Media members may attend practice through clearance by the Purdue athletics communications office. Media members are invited for practice with clearance by the athletics communications office and television stations can film the first 20 minutes for B-Roll footage.

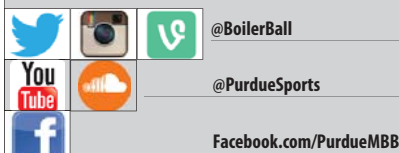
PR ► TELECONFERENCES / RADIO SHOW

- Head coach **Matt Painter** will hold a teleconference typically the day prior to a game, beginning at 11:15 AM (ET). For the dial-in information and dates, please contact Forman at the information below.
- Painter (and the 13 other coaches) will participate on the Big Ten teleconference every Monday morning, beginning January 5. Painter will be slotted for every minutes, every Monday at 10:40 AM (ET). The Big Ten Conference will send out the passcode regarding the teleconferences on Sunday nights.
- Lastly, every Monday at 6 PM (ET) beginning Nov. 17, Coach Painter will join Larry Clisby at Buffalo Wild Wings at the Wabash River Landing. The show will be broadcast on the Purdue Sports Network.

PR ► ATHLETICS COMMUNICATIONS

SID Contact: Chris Forman
Email: cforman@purdue.edu
Office | Cell: 765-494-3201 | 413-687-4590
Twitter: @ChrisForman12

PR ► PURDUE SOCIAL MEDIA



■ Recapping the Minnesota Loss With #BoilerNotes

- Purdue fell to 100-82 all-time against Minnesota, including 11-6 mark under Matt Painter.
- Each of the last four meetings have been decided by four or fewer points.
- The loss snapped a four-game winning streak by the Boilermakers. Purdue was looking for its first five-game Big Ten winning streak since the 2010-11 season.
- This marks the first time in the last eight games that either Minnesota or Purdue failed to score 70 points.
- Minnesota was just 14-of-38 (.368) from inside the three-point line, and shot just 39.6 percent from the field. It marked the sixth time in 11 Big Ten games that opponents have shot under 40.0 percent.
- Purdue's 23 turnovers were the most since having 25 against Memphis on Dec. 30, 2005, **Matt Painter's** 12th game as Purdue's head coach. Every player that saw action committed at least one turnover. The minus-15 turnover margin was also the worst since having a minus-15 margin (28-13) against Florida State on Nov. 29, 2005.
- Purdue's 11 three-pointers and 26 three-point attempts were both season highs.
- Minnesota's 17 steals were the third most in a game against Purdue in school history, and the most since LIU Brooklyn had 20 on Nov. 14, 1997.

■ Thursday's Five Top Storylines

- Purdue looks to rebound on Thursday against Rutgers after perhaps its sloppiest performance of the season, and maybe even the **Matt Painter** era. The Boilermakers committed 23 turnovers on Saturday against Minnesota and attempted only five free throws. It was the first time since Feb. 5, 2005, against Northwestern that Purdue had at least 23 turnovers and attempted five or fewer free throws in a game. Purdue actually had taken pretty good care of the ball prior to the Minnesota game, averaging just 10.0 turnovers per game in the previous four outings (40 TOs / 4 games). In fact, there have been two games this year between Division I opponents where a team shot five or fewer free throws and had a minus-15 turnover margin (Purdue vs. Minnesota; North Carolina A&T at Ohio State on Dec. 17, 2014).
- The turnovers offset yet another strong defensive outing for the Boilermakers. Purdue held Minnesota 13.9 points below its scoring average (entered game averaging 75.9 PPG). It marked the 10th time in 11 Big Ten games that Purdue has held its opponent under its pregame scoring average and the lone team to reach its scoring average, Penn State, needed overtime to do it. Just one Big Ten team, Penn State, has scored at least 70 points against Purdue, again needed overtime to reach that mark. Six of 11 Big Ten opponents have shot under 40.0 percent from the field.
- Purdue has struggled on the road over the last three years, posting an 8-19 record since the start of the 2012-13 season. Purdue is 2-4 in true road games this year, falling to Vanderbilt (81-71), Wisconsin (62-55), Illinois (66-57) and Minnesota (62-58). Over the last 27 road games, Purdue has scored 70 or more points just six times and held to 59 or fewer points a total of 11 times. However, Purdue's 39 "true" road wins since the start of the 2007-08 season are the fourth most in the Big Ten during that span (Wisconsin - 51; Michigan State - 49; Ohio State - 42; Purdue - 39).
- After struggling on the glass during a three-game run against Illinois, Iowa and Indiana (minus-26), the Boilermakers have recovered nicely, out-rebounding their last three opponents by a plus-19 margin, including a plus-12 margin against Minnesota (40-28). Purdue's rebound margin of plus-4.8 would rank as the fourth-best mark in school history and currently ranks 41st in the country, which would rank as the second-highest rebound margin during the Matt Painter era (2013 - 34th). At its current rate, Purdue will rank in the top 60 of rebound margin for the third straight year.
- Purdue ranks 68th nationally in field goal percentage (.460), which would rank as the highest ranking of the **Matt Painter** era (77th during the 2007-08 season). Defensively, Purdue is 74th nationally in field goal percentage defense (.402). If it stays this way, it will be the first time in the **Matt Painter** era that Purdue has ranked in the top 100 nationally in both field goal percentage (68th) and field goal percentage defense (74th).

■ Tracking Purdue's Big Ten Starts

- Following Saturday's loss at Minnesota, Purdue is now 7-4 in Big Ten play through 11 games. It marks just the fifth time during the **Matt Painter** that Purdue has been 7-4 or better in league play through 11 games (2008, 2009, 2010, 2011, 2015).
- A win on Thursday against Rutgers will give the Boilermakers an 8-4 mark through 12 league games. In all five of the years listed above, Purdue started Big Ten play at least 8-4 or better through 12 games.

PR ► MEDIA AVAILABILITY (Contact Chris Forman [cforman@purdue.edu] for details; subject to change).

Thursday February 12	Friday February 13	Saturday February 14	Sunday February 15	Monday February 16	Tuesday February 17	Wednesday February 18
► GAMEDAY • at Rutgers • ESPNU • 7:00 pm (ET)	• No Availability	► Student-Athletes • 1:15 pm (ET)	► GAMEDAY • vs. Nebraska • BTN • 5:15 pm (ET)	► Big Ten Teleconf. • 10:40 am (ET) ► Painter Radio Show • 6:00 pm (ET)	► Painter Teleconf. • 11:15 am (ET) ► Student-Athletes • 1:15 pm (ET)	• No Availability

■ Vanquishing Ranked Teams

- With Purdue's 60-58 win over No. 20-ranked Ohio State last Wednesday night, Purdue's last three victories have come against nationally-ranked foes.
- Prior to the win over No. 25-ranked Iowa on January 24, Purdue had lost 13 straight games against nationally-ranked opponents.
- The Ohio State win gave Purdue three straight wins over ranked teams for the first time since Jan. 28 - Feb. 17, 2010 (Wisconsin, Michigan State, Ohio State), and its the first time an unranked Purdue team won three consecutive games in the same season against nationally-ranked opponents since Jan. 11 - Feb. 18, 1979.
- Purdue's longest win streak against nationally-ranked opponents is seven during the 1987-88 seasons.

■ Statistical Oddity

- Just over halfway through Big Ten play, Purdue is closing in on a rare statistical oddity. Two different Boilermakers lead the league in field goal percentage. Freshman **Isaac Haas** leads the league in all games played in field goal percentage (.597), while junior **A.J. Hammons** leads the category in Big Ten play only (.627). That has never happened before in Big Ten history.

■ Red-Hot Hammons

- Over his last five games, **A.J. Hammons** is shooting 24-of-30 (.800) from the field.
- Over the last seven games, he is shooting 34-of-47 (.723) from the floor.

■ The Human Eraser

- **A.J. Hammons** is making a strong case for Big Ten Defensive Player of the Year honors, impacting the game in a big way on the defensive end.
- Over the last four games, Hammons has recorded the third-most blocks in a game in school history (8 vs. Indiana), held a talented **Alex Olah** (4 points, 1 rebound, 5 fouls) of Northwestern in check, blocked the fourth-most shots in a game in school history (7 vs. Ohio State) and then added five more rejections against Minnesota. His eight blocked shots against Indiana are the eighth most by a player nationally in a game this season.
- During his 89-game career, Hammons has blocked at least four shots 27 times, including eight times this year.
- His 234 blocks are the seventh most among active players, including the third most among the nation's juniors (St. John's **Chris Obekpa** - 301; Austin Peay's **Chris Horton** - 244).
- In Big Ten play only, Hammons has more blocked shots (33) than seven Big Ten teams (Minnesota, Wisconsin, Penn State, Northwestern, Nebraska, Indiana and Michigan).
- Since Jan. 28, Hammons has blocked 21 shots in the last four games. During that span, he has recorded more blocked shots than national powers Louisville, Oklahoma State, Iowa State, Wichita State, Utah, Virginia, Duke, Villanova, Baylor, North Carolina and Arizona, among others.

■ Junior Leadership

- With the season at a crossroads and wins needed, juniors **Rapheal Davis** and **A.J. Hammons** have stepped up their games significantly.
- Over the last five games, which featured three wins over ranked teams, the pair has averaged 27.4 points per game, 11.8 rebounds, 3.4 assists and 5.0 blocks per game, while committing just 15 turnovers between them.
- The pair is shooting 48-of-74 (.649) from the field and 37-of-50 (.740) from the free throw line in that span.
- The duo has scored at least 30 combined points in three of the last five games, after doing so just once in the first 19 games (Missouri - 34).

■ Balancing Act

- Purdue has six players that average between 8.5 and 10.8 points per game and seven different players have led the team in scoring at least once this year.
- Those six players have all attempted at least 100 field goal attempts (between 124 and 202 attempts). Five of the six are shooting at least 49.7 percent from the field. Last year's team had just two players (Hammons and Smotherman) shoot at least 50.0 percent from the field.
- In conference games, Purdue has five players averaging between 8.5 and 12.6 points per game.

■ Defense Lives Here

- In the three games leading up to the Big Ten season (Vanderbilt, Notre Dame, Gardner-Webb), Purdue allowed 88.0 points per game and foes shot 54.8 percent from the field and 55.4 percent from three-point range. Since then, the Boilermakers have been dominant on defense.
- Purdue and Ohio State are the only teams to rank in the top four in league games only in both field goal percentage and field goal percentage defense. The Boilermakers and Wisconsin are the only teams to rank in the top five in both scoring offense and scoring defense.
- In league play only, Purdue has held five of its 11 league opponents under 38.0 percent shooting from the field (Michigan, Maryland, Illinois, Iowa, Indiana). Amazingly, Purdue is just 3-2 in those three games.
- Purdue has allowed just one team in Big Ten play (Penn State) to score 70 points in a game, and the Nittany Lions needed overtime to reach 70 points.
- In the 11 league games (regulation play only), Purdue has held all of its opponents under their pregame scoring average, limiting them to a combined 119.9 points below their season average (10.8 per game).
- In addition, the 11 teams are a combined 741 points (67.4 pct. points / game) below their pregame average, as Penn State has been the only team to shoot its pregame FG pct. (shot .464; entered at .435).

■ More Defensive Nuggets

- Purdue has held its opponents to 20 or fewer points in a half eight times already this year. Last year, it happened just three times all season.
- Purdue has forced 14 shot clock violations already this year.
- Purdue ranks 17th nationally in two-point field goal percentage defense (.420) and is 10th in conference play only (.413).

PURDUE AT RUTGERS | BIG TEN INSIDER

School	Overall	Pct.	Conf.	Pct.	Str.
Wisconsin	22-2	.917	10-1	.909	W-7
Maryland	19-5	.792	7-4	.636	L-1
Ohio State	18-6	.750	7-4	.636	W-1
Indiana	17-7	.708	7-4	.636	W-1
Michigan State	16-8	.667	7-4	.636	W-1
PURDUE	15-9	.625	7-4	.636	L-1
Iowa	15-8	.652	6-4	.600	W-2
Illinois	16-8	.667	6-5	.545	W-3
Michigan	13-11	.542	6-6	.500	L-3
Nebraska	13-11	.542	5-7	.417	L-2
Minnesota	15-9	.625	4-7	.364	W-2
Penn State	15-9	.625	3-8	.273	W-1
Rutgers	10-15	.400	2-10	.167	L-8
Northwestern	10-14	.417	1-10	.091	L-10

Big Ten Schedule / Results *(all times ET)*

Saturday, February 7

- Illinois 59, Michigan State 54
- Minnesota 62, PURDUE 58
- Penn State 56, Nebraska 43
- Wisconsin 65, Northwestern 50

Sunday, February 8

- Indiana 70, Michigan 67
- Iowa 71, Maryland 55
- Ohio State 79, Rutgers 60

Tuesday, February 10

- Michigan State 68, Northwestern 44
- Wisconsin 65, Nebraska 55

Wednesday, February 11

- Penn State at Ohio State 7:00 PM
- Indiana at Maryland 9:00 PM

Thursday, February 12

- PURDUE at Rutgers 7:00 PM
- Minnesota at Iowa 7:00 PM
- Michigan at Illinois 9:00 PM

Saturday, February 14

- Ohio State at Michigan State 12:00 PM
- Maryland at Penn State 8:30 PM

Sunday, February 15

- Illinois at Wisconsin 1:00 PM
- Iowa at Northwestern 3:00 PM
- Nebraska at PURDUE 5:15 PM
- Minnesota at Indiana 7:30 PM

Tuesday, February 17

- Michigan State at Michigan 9:00 PM

Wednesday, February 18

- Wisconsin at Penn State 7:00 PM
- Northwestern at Minnesota 9:00 PM

Purdue Honors

- Big Ten Freshman of Week Vince Edwards (Nov. 17)
- Big Ten Freshman of Week Vince Edwards (Jan. 6)

PURDUE PLAYERS VS. RUTGERS

##	Player	GP	GS	Min	Avg	FG	FGA	Pct	3FG	FGA	Pct	FT	FTA	Pct	Off	Def	Tot	Avg	PF	FO	A	TO	Blk	Stl	Pts	Avg
----	--------	----	----	-----	-----	----	-----	-----	-----	-----	-----	----	-----	-----	-----	-----	-----	-----	----	----	---	----	-----	-----	-----	-----

• No Purdue player has ever faced Rutgers.



MACKEY ARENA HISTORY

First Game	Dec. 2, 1967; [1] UCLA 73, Purdue 71
Games Sellouts	705 351
Overall Record	570-135 (.809)
Non-Conference Record	263-36 (.880)
Big Ten Record	307-99 (.756)
Total Attendance (Avg.)	9,309,780 (13,205)
Most Wins / Season	16 (2011, 2008, 2007)

Mackey Arena Yearly Records

Year	Overall	Pct.	B10	Pct.	Attn.	Avg.
1967-68	11-2	.846	7-0	1.000	180,102	13,854
1968-69	11-0	1.000	7-0	1.000	155,298	14,118
1969-70	11-1	.917	6-1	.857	169,476	14,123
1970-71	9-4	.692	5-2	.714	175,240	13,480
1971-72	8-4	.667	3-4	.429	164,412	13,701
1972-73	10-2	.833	5-2	.714	154,788	12,899
1973-74	12-2	.857	7-0	1.000	174,244	12,446
1974-75	11-1	.917	8-1	.889	164,448	13,704
1975-76	8-5	.615	6-3	.667	169,390	13,030
1976-77	11-3	.786	8-1	.889	192,738	13,767
1977-78	11-1	.917	9-0	1.000	159,300	13,275
1978-79	15-2	.882	8-1	.889	231,795	13,635
1979-80	15-2	.882	8-1	.889	234,345	13,785
1980-81	12-3	.800	6-3	.667	197,910	13,194
1981-82	12-4	.750	6-3	.667	213,040	13,315
1982-83	13-1	.929	8-1	.889	188,608	13,472
1983-84	12-1	.923	8-1	.889	173,147	13,319
1984-85	12-4	.750	6-3	.667	202,784	12,674
1985-86	13-2	.867	7-2	.778	200,085	13,339
1986-87	12-1	.923	8-1	.889	183,599	14,123
1987-88	15-1	.938	9-0	1.000	218,384	13,649
1988-89	11-3	.786	6-3	.667	197,722	14,123
1989-90	12-1	.923	8-1	.889	180,843	13,911
1990-91	11-5	.688	6-3	.667	223,664	13,979
1991-92	13-5	.722	5-4	.556	242,370	13,465
1992-93	9-5	.643	4-5	.444	197,722	14,123
1993-94	13-1	.929	8-1	.889	197,722	14,123
1994-95	12-1	.923	8-1	.889	183,599	14,123
1995-96	13-1	.929	8-1	.889	197,162	14,083
1996-97	11-3	.786	7-2	.778	196,770	14,055
1997-98	13-1	.929	7-1	.875	197,722	14,123
1998-99	12-4	.750	4-4	.500	225,968	14,123
1999-00	12-2	.857	7-1	.875	194,152	13,868
2000-01	11-7	.611	4-4	.500	215,244	11,958
2001-02	11-4	.733	5-3	.625	178,020	11,868
2002-03	14-1	.933	7-1	.875	158,280	10,552
2003-04	9-5	.643	4-4	.500	163,814	11,701
2004-05	6-9	.400	3-5	.375	175,215	11,681
2005-06	9-5	.643	3-5	.375	149,618	10,687
2006-07	16-1	.941	7-1	.875	199,733	11,749
2007-08	16-1	.941	9-0	1.000	209,865	12,345
2008-09	15-3	.833	7-2	.778	256,744	13,708
2009-10	14-2	.875	7-2	.778	218,896	13,681
2010-11	16-0	1.000	9-0	1.000	222,659	13,916
2011-12	13-4	.765	5-4	.556	226,504	13,324
2012-13	12-7	.632	5-4	.556	225,286	11,857
2013-14	12-5	.706	4-5	.444	216,553	12,738
2014-15	11-3	.786	5-1	.833	154,830	11,059

vs. Big Ten Opponents

Opponent	GP	W	L	Pct.	Str.
Illinois	41	30	11	.732	W-4
Indiana	43	31	12	.721	W-2
Iowa	42	32	10	.762	W-7
Maryland	1	0	1	.000	L-1
Michigan	44	28	16	.636	W-1
Michigan State	42	28	14	.667	L-3
Minnesota	44	38	6	.864	W-8
Nebraska	3	3	0	1.000	W-3
Northwestern	43	38	5	.884	L-1
Ohio State	43	26	17	.605	W-1
Penn State	19	17	2	.895	W-7
Rutgers	2	1	1	.500	W-1
Wisconsin	41	37	4	.902	L-2

Strong Inside The Arc

- The Boilermakers are shooting 203-of-386 (.526) from inside the three-point line in Big Ten play, ranking 42nd nationally in two-point percentage during conference play.
- In all games played, Purdue is 34th nationally in two-point field goal percentage (.523).

Imagine If These Start Falling

- Purdue had struggled mightily from long distance, but showed signs of coming to life against Minnesota. The Boilermakers made a season-high 11 three-pointers, its most since having 12 against Ohio State in the 2012 Big Ten Tournament (March 9, 2012).
- In the previous five games, Purdue had been 18-of-76 (.237) from long distance.

Notes From Charity

- Over the last four games, Purdue is shooting 71-of-97 (.732) from the free throw line. Prior to the Minnesota game, Purdue had been averaging 22.7 made free throws and 30.7 free throw attempts per game over the last three outings. The Boilermakers went just 3-of-5 from the free throw line against Minnesota, attempting no free throws in the second half. The five free throw attempts were tied for the eighth-fewest attempts in a game in school history and matched the fewest in a game since attempting four against Illinois on March 3, 2005.
- In Big Ten road losses, Purdue is just 10-of-21 (.476) from the free throw line, while its opponents are 59-of-75 (.787) from the free throw line. Purdue has been outscored by an average of 16.3 PPG from the free throw line in its Big Ten road losses. Purdue has been whistled for 60 fouls in its Big Ten road losses, compared to 37 by its opponents (Wisconsin, Illinois, Minnesota).
- Purdue ranks 41st nationally in free throw attempts (555) and 55th nationally in free throws made (377).

Paint Patrol

- The Boilermakers are averaging 34.5 points per game in the paint (828 total points), accounting for 48.2 percent of their scoring while outscoring foes by 264 points (11.0 PPG).
- During Big Ten play only, Purdue has outscored its foes, 354-252, in the paint (32.2 to 22.9 points per game; 9.3 points per game).
- Purdue has outscored its opponent in the paint in every game but three (Kansas State, Notre Dame, Minnesota).

Turnovers Also Limiting Growth

- Since the start of the 2012-13 season, Purdue has had 82 more turnovers than opponents in 90 games (+0.91). From 2006-07 to 2011-12, Purdue turned it over 792 times less than its opponent (-3.79).
- Purdue ranks 210th nationally, and last in the Big Ten, in turnovers per game (13.2). From the 2006-07 to the 2011-12 seasons, Purdue ranked no lower than 90th nationally in turnovers per game. Including this year, Purdue has ranked 116th, 178th and 210th over the last three seasons.

Cardiac Kids

- Purdue has won four Big Ten games when trailing at halftime (11 to Minnesota; 8 vs. Michigan; 9 vs. Penn State; 1 vs. Northwestern).
- In Purdue's four Big Ten losses, Purdue was tied with Maryland, trailed by one to Wisconsin, trailed by two points at Illinois and led Minnesota by four.
- In Purdue's win over Iowa, the Boilermakers overcame an eight-point deficit (10-2) early in the contest.
- In fact, Purdue is 4-2 in Big Ten play when trailing at halftime, but just 3-2 when leading at halftime.

May I Assist You With That?

- Purdue ranks 31st nationally in assist percentage (assists per field goals made) at 61.5 percent (371 assists, 603 FGM). Last year, Purdue assisted on just 51.0 percent of its made field goals to rank 184th nationally in that category.
- Purdue has seven players averaging at least 1.0 assists per game, and despite ranking fourth in the league in assists, has no players ranked in the top 15 (all games played) in assists.
- Purdue is averaging 15.5 assists per game to rank 30th in the country. Over the last three years, Purdue has ranked 118th, 110th and 138th in assist average. During the Painter era, Purdue has finished in the nation's top 50 in assists per game just once (2011; 20th).

Freshmen Leading the Way

- When **Vince Edwards** leads the team in scoring, Purdue is 5-0. When he leads the team in rebounding, the Boilermakers are 5-1.
- Purdue's freshman class has been nothing short of outstanding this year, averaging 24.7 points per game and accounting for 592 combined points.
- In a 32-game season, the group is on pace for 789 points, which would rank as the fifth-highest scoring freshman class in school history. The "Baby Boilers" of 2007-08 (Moore, Hummel, Johnson) is first at 1,267 points.

Double Your Pleasure, Double Your Fun

- In games that both **A.J. Hammons** and **Isaac Haas** reach double-figures, Purdue is 6-3.
- When **Rapheal Davis** and **A.J. Hammons** each reach double-figures, Purdue is 7-1 (loss to Gardner-Webb).
- In games that **A.J. Hammons** records a double-double, Purdue is 3-1 this year (loss to Minnesota).

INSIDE THE NUMBERS

- Purdue has won 73 straight games when scoring 90 or more points.
- Purdue is 54-7 under Painter when scoring at least 80 points in a game.
- Purdue is 127-28 under Painter when scoring at least 70 points in a game.
- When Purdue holds opponents to 59 points or less, the Boilermakers are 100-4 under Painter.
- Purdue is 82-11 under Painter when shooting at least 48.0 percent.
- Purdue is 170-27 under Painter when shooting a higher field goal percentage than its opponent.
- Purdue is 167-30 under Painter when leading at halftime; 30-84 when trailing (4-5 this year; 4-2 in Big Ten play).
- Purdue is 146-23 under Painter when attempting more free throws than its opponent, including 13-0 this year.
- Purdue is 78-21 under Painter when at least four players score in double figures.
- Purdue is 84-8 under Coach Painter when winning both the rebound and turnover battles.
- Purdue is 5-7 on Saturdays and Mondays this year, but is 10-2 on every other day; Purdue owns a winning streak on every day but Monday (loss-1).
- Purdue is just 27-of-47 (.574) on and-one chances this season.
- In the first 11 games of the year, Purdue's freshman never scored less than 22 points; it has reached that twice (Penn State, Indiana) in Big Ten play.
- In seven games that Purdue has allowed a run of 10-0 or larger, the Boilermakers have lost six of those games (lone win was Penn State).
- In two of its nine losses (North Florida, Gardner-Webb), Purdue has given up a 13-point lead it obtained in the first 10 minutes of the contest.
- In the last 56 games, head coach **Matt Painter** has started 20 different starting lineups.
- In games that Purdue won the opening tip, Purdue is 11-3 this year. In games it has lost the opening tip, Purdue is 4-6.

P ▶ PLAYER UPDATES**■ #0 - Jon Ochteus**

- Over the last three games, Ochteus is averaging 15.0 PPG, 7.0 RPG and 2.0 APG, while shooting 13-of-25 (.520) from the field and 4-of-6 from 3P range.
- In league games only, Ochteus is 29th in the league in scoring (11.5 PPG), 12th in rebounding (5.8 RPG) and ninth in field goal percentage (.531).
- Over the last two seasons (56 games), Ochteus is averaging 11.7 PPG, 4.8 RPG and 2.4 APG while boasting a 1.77 assist:turnover ratio (136:77).
- Started the year 1-of-6 from three-point range in the first nine games; in the last 15 games, is 12-of-26 (.462) from long distance.
- Has started 56 straight games, dating to the start of last year (all 32 last year at Colorado State; 24 this year).

■ #1 - Bryson Scott

- Earned his first start of the season, and third of his career, in the win over Minnesota; in games he starts during his career, Purdue is 3-0.
- After scoring 11 points against Indiana, Scott has averaged 0.3 PPG and 0.7 RPG in the last three games (7.0 MPG); has zero assists vs. four turnovers.
- Has 46 points in 103 minutes over his last 11 appearances. His 11 points vs. Indiana were his first points in Big Ten play.
- Owns 14 double-figure scoring games in his career. Purdue is just 5-9 when he scores in double-figures.
- Has 26 assists against 22 turnovers this year (1.18 ratio) after having 44 assists vs. 46 turnovers last year; in his last 10 games, has a 0.55 ratio (6:11).

■ #3 - P.J. Thompson

- Saw his first action since the Indiana game (missed Northwestern, Ohio State) against Minnesota, playing 7 minutes with three points.
- Has made a three-pointer in back-to-back appearances, going 2-of-4 from long distance in 16 minutes during that span.
- Owns a 2.08 assist:turnover ratio (27:13). Has just one turnover in his last three appearances (28 minutes; 1 vs. Minnesota).
- Shooting just 11-of-42 (.262) from three-point range; is just 5-of-23 (.217) in his last 13 games.

■ #5 - Basil Smotherman

- Has scored in five straight games, after scoring just one point in the previous six games.
- In the last five games, Smotherman is 12-of-17 (.706) from the field and averaging 5.4 PPG, 3.0 RPG and 1.0 APG in 16.0 MPG.
- During the first 10 games of the season, Smotherman went 7-of-22 (.318) from the field; over the last 14 games, he is 19-of-33 (.576) FGs.
- Owns a 2.50 assist:turnover ratio (20:8) after having a 1.24 (21:17) ratio a year ago.
- Shooting 62.4 percent (88-of-141) from inside the three-point line for his career; just 11.5 percent (3-of-26) behind it.

■ #12 - Vince Edwards

- One of two freshmen nationally (Texas' **Myles Turner**) to have at least 26 points, eight rebounds and three blocked shots in a game this year.
- Purdue is 6-2 when he scores 10 or more points in a contest (Illinois, Minnesota) and 5-0 when he leads the team in scoring.
- Averaging 7.2 PPG, 3.6 RPG and 3.4 APG over the last five games (24.0 MPG).
- Over the last 10 games, Edwards is just 7-of-26 (.269) from three-point range; in first 13 games, he was 14-of-34 (.412).
- Has dished out at least two assists in each of the last 12 games, including at least three in six straight games (3.8 APG in last six games).
- Only FR in US to average 9.0 PPG, 5.0 RPG and 2.5 APG while shooting at least 50.0 percent from the field (since 1998, just 8 FR have done that).
- Just one freshman in Purdue school history has averaged at least 9.0 PPG, 5.0 RPG and 2.5 APG (**Robbie Hummel** - 2008).

■ #20 - A.J. Hammons

- One of three players in school history (**Joe Barry Carroll**, **Jajuan Johnson**) with 900 points, 500 rebounds and 200 career blocked shots.
- Averaging 12.4 PPG, 7.3 RPG and 4.1 BPG in the last seven games; has more blocks in Big Ten play (33) than seven Big Ten teams.
- Has had just four turnovers in the last six games after having 46 in the first 18 games; owns a 2.33 assist:turnover ratio over the last five games.
- Surpassed 900 career points vs. Iowa; on pace (season average) to score 1,000th career point on March 1 vs. Ohio State.
- Has recorded 13 career double-doubles, 12 of which have come against Big Ten opposition.
- One of three active players with 900 career points, 500 career rebounds, 225 career blocks.
- Averages 12.0 PPG and 7.3 RPG in Big Ten play for his career (47 games); in non-conference action, averaging 9.4 PPG and 5.8 RPG (42 games).

■ #21 - Kendall Stephens

- Struggled with a partially-dislocated pinkie finger on non-shooting hand over the last six games (7-of-35 FGs; 3.7 PPG).
- Prior to injury vs. Illinois, Stephens was 48-of-112 (.429) from three-point range. Since injury, he is 6-of-26 (.231) from long distance.
- Stephens has made at least three trifectas in 19 of his 56 career games. He has made at least one three-pointer in 49-of-56 career games.
- Became the 21st player in school history with 100 career three-pointers, now with 118; needs 2 three-pointers to move into 15th on career 3PM list.
- Hit a game-tying, stepback three-pointer off his own offensive rebound to send game into overtime against Penn State.

■ #31 - Dakota Mathias

- Starting to show glimpses of his potential, averaging 4.4 PPG, 2.1 RPG and 2.0 APG over the last seven games.
- Scored seven points against Indiana, then added a pair of big three-pointers in the win over Ohio State.
- Has moved into a tie for 10th on the Purdue freshman single-season three-pointers made list (22).
- Owns a 2.13 (34:16) assist:turnover ratio, on pace for the best single-season assist:turnover ratio by a Purdue freshman in school history.
- Coach Painter calls him the best passer he has ever coached.

■ #35 - Rapheal Davis

- Has become one of the top defenders in the Big Ten and his offensive game has joined in the last six games; potential All-Big Ten player.
- Over the last six games, is averaging 15.5 PPG, 5.5 RPG and 2.0 APG. However, he scored just one point vs. Minnesota; has 13 TOs last six games.
- Has played at least 31 minutes in each of the last 10 games, and has missed just 23 minutes of action over the last six contests (217-of-240).
- Has three games this year where he has made at least 10 free throws (14 vs. Missouri, 10 vs. BYU, 10 vs. Minnesota); has shot 36 FTs last five games.
- Recorded his second career double-double vs. Gardner-Webb, with 13 points and a career-high 12 rebounds.

■ #44 - Isaac Haas

- 8th nationally among freshmen in FTAs (109). 1-of-2 players nationally (all classes) with 90-plus FTAs in under 20.0 MPG (Kentucky's Dakari Johnson).
- His 109 free throw attempts are the eighth most by a freshman in school history; on pace for 145, which would rank second on the chart.
- During the last two games, is 0-of-5 from the field and has five turnovers in 15 minutes of game action.
- Shooting 59.7 percent from the field (74-of-124), a number that ranks 13th on the Purdue season field goal percentage list, and leads the Big Ten.
- Has had 17 turnovers and 25 personal fouls in 134 minutes action during Big Ten play (5.1 turnovers and 7.5 fouls / 40 minutes).
- Just three double-figure scoring games (Wisconsin, Iowa, Northwestern) in Big Ten play; 10 double-figure scoring efforts in his first 13 games.

P ▶ CAREER LEADERS

POINTS	GP	Pts.
A.J. Hammons	89	953
Jon Ochteus	91	820
Rapheal Davis	90	645
Kendall Stephens	56	486
Bryson Scott	52	283
Vince Edwards	24	227
Basil Smotherman	56	219
Isaac Haas	24	205

REBOUNDS	GP	Rebs.
A.J. Hammons	89	585
Jon Ochteus	91	360
Rapheal Davis	90	342
Basil Smotherman	56	162
Vince Edwards	24	121
Kendall Stephens	56	118
Bryson Scott	52	115

ASSISTS	GP	Ass.
Jon Ochteus	91	181
Rapheal Davis	90	131
Bryson Scott	52	70
Kendall Stephens	56	68
Vince Edwards	24	65
A.J. Hammons	89	59

STEALS	GP	Stls.
Jon Ochteus	91	69
Rapheal Davis	90	55
Bryson Scott	52	45
A.J. Hammons	89	35
Kendall Stephens	56	27

BLOCKED SHOTS	GP	Blks.
A.J. Hammons	89	234
Isaac Haas	24	21
Rapheal Davis	89	21
Kendall Stephens	55	20
Jon Ochteus	91	13


TURNOVERS	GP	TOs
A.J. Hammons	89	183
Jon Ochteus	91	114
Rapheal Davis	90	109
Bryson Scott	52	68
Kendall Stephens	56	53

MINUTES PLAYED	GP	Mins.
Jon Ochteus	91	2,433
A.J. Hammons	89	2,120
Rapheal Davis	90	1,946
Kendall Stephens	56	1,214

GAMES PLAYED / STARTED	GP	GS
Jon Ochteus	91	57
Rapheal Davis	90	56
A.J. Hammons	89	65
Kendall Stephens	56	32
Basil Smotherman	56	17
Bryson Scott	52	3
Neal Beshears	27	0
Stephen Toyra	24	0
Vince Edwards	24	22
Isaac Haas	24	11
Dakota Mathias	24	7
P.J. Thompson	22	1
Jon McKeeman	11	0
Jacqui Taylor	6	0

OTHER LEADERS

Field Goals Made:	A.J. Hammons	359
Field Goal Attempts:	A.J. Hammons	706
Three-Pointers Made:	Kendall Stephens	118
Three-Point Attempts:	Kendall Stephens	311
Free Throws Made:	Jon Ochteus	261
Free Throw Attempts:	Jon Ochteus	345

 ► HEAD COACH MATT PAINTER	
Born	Aug. 27, 1970
Hometown	Muncie, Indiana
High School	Delta High School
Degree	Purdue (1993)
Master's	Eastern Illinois (1998)
FAMILY	
Daughter	Maggie
Daughter	Emma
Son	Brayden

Coaching Experience

Years	School, Position
1994	Wash. & Jefferson, asst. coach
1995	Barton College, asst. coach
1996-98	Eastern Illinois, asst. coach
1999-03	Southern Illinois, asst. coach
2004	Southern Illinois, head coach
2005	Purdue, assoc. head coach
2006-pres.	Purdue, head coach

Playing Experience

Years	
1990-93	Purdue
-- <i>Honorable mention All-Big Ten, 1993</i>	

Coaching Honors

2004	Missouri Valley Coach of the Year
2004	District V Coach of the Year (USBWA)
2008	Big Ten Coach of the Year
2008	District 10 Coach of the Year (NABC)
2008	Naismith Coach of the Year Finalist
2008	Jim Phelan Coach of the Year Finalist
2008	Skip Prosser Man of the Year Finalist
2008	Henry Iba Award Nominee
2009	Henry Iba Award Nominee
2010	Big Ten Coach of the Year
2010	District V Coach of the Year (USBWA)
2010	District 7 Coach of the Year (NABC)
2010	Jim Phelan Coach of the Year Finalist
2011	Big Ten Coach of the Year
2011	District V Coach of the Year (USBWA)
2011	District 7 Coach of the Year (NABC)
2011	Jim Phelan Coach of the Year Finalist

Coaching Tree

Travis Carroll
• Assistant Coach at Indianapolis University
Tarrance Crump
• Assistant Director of Operations at Univ. of California
Paul Lusk
• Head coach at Missouri State University
Cuonzo Martin
• Head coach at University of California
Rick Ray
• Head coach at Mississippi State University
Micah Shrewsbury
• Assistant Coach with the Boston Celtics

■ Head Coach Matt Painter

- **Record at Purdue:** 206-121 (.630) / 10th year
- **Career Record:** 231-126 (.647) / 11th year
- **Big Ten Record:** 96-73 (.568)
- With a pair of Sweet 16 appearances, six NCAA Tournament berths, Big Ten regular-season and tournament titles and an international gold medal on his résumé, 10th-year head coach Matt Painter is widely regarded as one of the brightest minds in all of college basketball.
- Painter affirmed his long-term commitment to Purdue in March of 2011, agreeing to a new eight-year contract that will keep him in West Lafayette through at least the 2018-19 season.
- Painter has averaged over 21 wins per season during his tenure at the helm of the Purdue program, including at least 20 victories in six of those seasons.
- Painter's tenure has seen Purdue basketball restore its status among the upper echelon of college basketball programs. The last eight years have seen six 20-win seasons and NCAA Tournament berths, two Sweet 16 appearances, a regular-season Big Ten title and a Big Ten Tournament crown.
- The three winningest classes in program history are the classes of 2011, 2012 and 2010, respectively, and five of the 10 winningest individual players Purdue has ever seen have come from the Painter ranks. Success, however, didn't happen overnight.
- Painter officially became the 18th head men's basketball coach in Purdue history on April 1, 2005, and immediately set about laying the groundwork for a dramatic reversal in the program's fortunes.
- The Boilermakers were at their best during the 2009 postseason run, rattling off double-digit victories over Penn State and Illinois to reach the Big Ten Tournament final, where they dispatched Ohio State, 65-61, to earn the first conference tournament crown in program history.
- Painter has also resurrected Mackey Arena as one of the country's best home-court advantages, piling up a 123-28 (.815) record at home over the last nine seasons, including a remarkable 67-5 (.931) record against non-conference opponents.
- Painter has been named Big Ten Coach of the Year three times in the last six seasons, earning the consensus award in 2008 and 2011, and winning the coaches' vote in 2010. He is one of only six men to win the award more at least three times since its inception in 1974.
- Painter has seen a total of 21 players earn a combined 38 Academic All-Big Ten honors during his tenure as head coach. Painter has also mentored an Academic All-American, as Moore earned second-team honors during the 2009-10 season.
- In addition, the program has received the NCAA Public Recognition Award for posting a multi-year academic progress rate among the top 10 percent. Purdue has had an APR of at least 985 in each of the last three years, one of two schools in the Big Ten that can stake that claim (Michigan).

► BIG TEN AND NCAA STATISTICAL CHAMPIONS UNDER PAINTER

- | |
|---|
| 2005-06 |
| • Bryant Dillon – Big Ten three-point field goal percentage, conference games only (.500) |
| 2006-07 |
| • Chris Lutz – Big Ten three-point field goal percentage, all games (.472) |
| 2007-08 |
| • Big Ten three-point field goal percentage, all games (.373) |
| • Big Ten three-point field goal percentage, conference games only (.396) |
| • Big Ten three-point field goals per game, conference games only (8.39) |
| • Big Ten turnover margin, all games (+4.62) |
| • Big Ten turnover margin, conference games only (+5.11) |
| • Big Ten steals per game, conference games only (8.39) |
| • Robbie Hummel – Big Ten three-point field goal percentage, conference games only (.476) |
| • Chris Kramer – Big Ten steals per game, all games (2.27) |
| • Chris Kramer – Big Ten steals per game, conference games only (2.56) |
| 2008-09 |
| • Big Ten scoring margin, all games (+9.3) |
| • Big Ten field goal percentage defense, all games (.391) |
| • JaJuan Johnson – Big Ten blocks per game, all games (2.11) |
| • JaJuan Johnson – Big Ten blocks per game, conference games only (2.28) |
| • Chris Kramer – Big Ten steals per game, all games (2.14) |
| • Chris Kramer – Big Ten steals per game, conference games only (2.06) |
| 2009-10 |
| • Big Ten field goal percentage defense, all games (.399) |
| • Big Ten turnover margin, all games (+4.80) |
| • Robbie Hummel – Big Ten free throw percentage, all games (.902) |
| • JaJuan Johnson – Big Ten blocks per game, conference games only (2.00) |
| 2010-11 |
| • JaJuan Johnson – Big Ten scoring, all games (20.5) |
| • JaJuan Johnson – Big Ten scoring, conference games only (20.7) |
| • JaJuan Johnson – Big Ten blocks per game, all games (2.32) |
| • JaJuan Johnson – Big Ten blocks per game, conference games only (2.50) |
| 2011-12 |
| • NCAA turnovers per game (8.7) |
| • Big Ten turnover margin, all games (+3.83) |
| • Big Ten turnover margin, conference games only (+3.39) |
| • Big Ten assist-to-turnover ratio, all games (1.5) |
| • Big Ten assist-to-turnover ratio, conference games only (1.6) |
| • Lewis Jackson – Big Ten assist-to-turnover ratio, conference games only (2.8) |
| 2013-14 |
| • Big Ten blocked shots, all games (5.3) |
| • Big Ten offensive rebounds per game, all games (13.9) |
| • Big Ten offensive rebounds per game, conference games only (13.6) |
| • Big Ten defensive rebounds per game, conference games only (25.6) |
| • Big Ten defensive rebound percentage, conference games only (.735) |
| • A.J. Hammons – Big Ten blocked shots, all games (3.1) |
| • A.J. Hammons – Big Ten blocked shots, conference games only (2.6) |

Head Coach Matt Painter

► Record at Purdue:	206-121 (.630) / 10th year
► Career Record:	231-126 (.647) / 11th year
► Big Ten Record:	96-73 (.568)

• With a pair of Sweet 16 appearances, six NCAA Tournament berths, Big Ten regular-season and tournament titles and an international gold medal on his résumé, 10th-year head coach Matt Painter is widely regarded as one of the brightest minds in all of college basketball.

• Painter affirmed his long-term commitment to Purdue in March of 2011, agreeing to a new eight-year contract that will keep him in West Lafayette through at least the 2018-19 season.

• Painter has averaged over 21 wins per season during his tenure at the helm of the Purdue program, including at least 20 victories in six of those seasons.

• Painter's tenure has seen Purdue basketball restore its status among the upper echelon of college basketball programs. The last eight years have seen six 20-win seasons and NCAA Tournament berths, two Sweet 16 appearances, a regular-season Big Ten title and a Big Ten Tournament crown.

• The three winningest classes in program history are the classes of 2011, 2012 and 2010, respectively, and five of the 10 winningest individual players Purdue has ever seen have come from the Painter ranks. Success, however, didn't happen overnight.

• Painter officially became the 18th head men's basketball coach in Purdue history on April 1, 2005, and immediately set about laying the groundwork for a dramatic reversal in the program's fortunes.

• The Boilermakers were at their best during the 2009 postseason run, rattling off double-digit victories over Penn State and Illinois to reach the Big Ten Tournament final, where they dispatched Ohio State, 65-61, to earn the first conference tournament crown in program history.

• Painter has also resurrected Mackey Arena as one of the country's best home-court advantages, piling up a 123-28 (.815) record at home over the last nine seasons, including a remarkable 67-5 (.931) record against non-conference opponents.

• Painter has been named Big Ten Coach of the Year three times in the last six seasons, earning the consensus award in 2008 and 2011, and winning the coaches' vote in 2010. He is one of only six men to win the award more at least three times since its inception in 1974.

• Painter has seen a total of 21 players earn a combined 38 Academic All-Big Ten honors during his tenure as head coach. Painter has also mentored an Academic All-American, as Moore earned second-team honors during the 2009-10 season.

• In addition, the program has received the NCAA Public Recognition Award for posting a multi-year academic progress rate among the top 10 percent. Purdue has had an APR of at least .985 in each of the last three years, one of two schools in the Big Ten that can stake that claim (Michigan).

PURDUE BIG TEN AND NCAA STATISTICAL CHAMPIONS UNDER PAINTER

2005-06

• Bryant Dillon – Big Ten three-point field goal percentage, conference games only (.500)

2006-07

• Chris Lutz – Big Ten three-point field goal percentage, all games (.472)

2007-08

- Big Ten three-point field goal percentage, all games (.373)
- Big Ten three-point field goal percentage, conference games only (.396)
- Big Ten three-point field goals per game, conference games only (8.39)
- Big Ten turnover margin, all games (+4.62)
- Big Ten turnover margin, conference games only (+5.11)
- Big Ten steals per game, conference games only (8.39)
- Robbie Hummel – Big Ten three-point field goal percentage, conference games only (.476)
- Chris Kramer – Big Ten steals per game, all games (2.27)
- Chris Kramer – Big Ten steals per game, conference games only (2.56)

2008-09

- Big Ten scoring margin, all games (+9.3)
- Big Ten field goal percentage defense, all games (.391)
- JaJuan Johnson – Big Ten blocks per game, all games (2.11)
- JaJuan Johnson – Big Ten blocks per game, conference games only (2.28)
- Chris Kramer – Big Ten steals per game, all games (2.14)
- Chris Kramer – Big Ten steals per game, conference games only (2.06)

2009-10

- Big Ten field goal percentage defense, all games (.399)
- Big Ten turnover margin, all games (+4.80)
- Robbie Hummel – Big Ten free throw percentage, all games (.902)
- JaJuan Johnson – Big Ten blocks per game, conference games only (2.00)

2010-11

- JaJuan Johnson – Big Ten scoring, all games (20.5)
- JaJuan Johnson – Big Ten scoring, conference games only (20.7)
- JaJuan Johnson – Big Ten blocks per game, all games (2.32)
- JaJuan Johnson – Big Ten blocks per game, conference games only (2.50)

2011-12

- NCAA turnovers per game (8.7)
- Big Ten turnover margin, all games (+3.83)
- Big Ten turnover margin, conference games only (+3.39)
- Big Ten assist-to-turnover ratio, all games (1.5)
- Big Ten assist-to-turnover ratio, conference games only (1.6)
- Lewis Jackson – Big Ten assist-to-turnover ratio, conference games only (2.8)

2013-14

- Big Ten blocked shots, all games (5.3)
- Big Ten offensive rebounds per game, all games (13.9)
- Big Ten offensive rebounds per game, conference games only (13.6)
- Big Ten defensive rebounds per game, conference games only (25.6)
- Big Ten defensive rebound percentage, conference games only (.735)
- A.J. Hammons – Big Ten blocked shots, all games (3.1)
- A.J. Hammons – Big Ten blocked shots, conference games only (2.6)



HEAD COACH MATT PAINTER

Born	Aug. 27, 1970
Hometown	Muncie, Indiana
High School	Delta High School
Degree	Purdue (1993)
Master's	Eastern Illinois (1998)

FAMILY

Daughter	Maggie
Daughter	Emma
Son	Brayden

Coaching Experience

Years	School, Position
1994	Wash. & Jefferson, asst. coach
1995	Barton College, asst. coach
1996-98	Eastern Illinois, asst. coach
1999-03	Southern Illinois, asst. coach
2004	Southern Illinois, head coach
2005	Purdue, assoc. head coach
2006-pres.	Purdue, head coach

Playing Experience

Years	
1990-93	Purdue
-- <i>Honorable mention All-Big Ten, 1993</i>	

Coaching Honors

2004	Missouri Valley Coach of the Year
2004	District V Coach of the Year (USBWA)
2008	Big Ten Coach of the Year
2008	District 10 Coach of the Year (NABC)
2008	Naismith Coach of the Year Finalist
2008	Jim Phelan Coach of the Year Finalist
2008	Skip Prosser Man of the Year Finalist
2008	Henry Iba Award Nominee
2009	Henry Iba Award Nominee
2010	Big Ten Coach of the Year
2010	District V Coach of the Year (USBWA)
2010	District 7 Coach of the Year (NABC)
2010	Jim Phelan Coach of the Year Finalist
2011	Big Ten Coach of the Year
2011	District V Coach of the Year (USBWA)
2011	District 7 Coach of the Year (NABC)
2011	Jim Phelan Coach of the Year Finalist

Coaching Tree

Travis Carroll
• Assistant Coach at Indianapolis University
Tarrance Crump
• Assistant Director of Operations at Univ. of California
Paul Lusk
• Head coach at Missouri State University
Cuonzo Martin
• Head coach at University of California
Rick Ray
• Head coach at Mississippi State University
Micah Shrewsbury
• Assistant Coach with the Boston Celtics

► YEAR-BY-YEAR COACHING RECORD

Year	School	Overall	Pct.	Conf.	Pct.	Postseason
2003-04	Southern Illinois	25-5	.833	17-1	.944	NCAA (0-1)
2005-06	Purdue	9-19	.321	3-13	.188	
2006-07	Purdue	22-12	.647	9-7	.563	NCAA (1-1)
2007-08	Purdue	25-9	.735	15-3	.833	NCAA (1-1)
2008-09	Purdue	27-10	.730	11-7	.611	NCAA (2-1)
2009-10	Purdue	29-6	.829	14-4	.778	NCAA (2-1)
2010-11	Purdue	26-8	.765	14-4	.778	NCAA (1-1)
2011-12	Purdue	22-13	.629	10-8	.556	NCAA (1-1)
2012-13	Purdue	16-18	.471	8-10	.444	CBI (1-1)
2013-14	Purdue	15-17	.469	5-13	.278	
2014-15	Purdue	15-9	.625	7-4	.636	
Southern Illinois (1)		25-5	.833	17-1	.944	1 NCAA (0-1)
Purdue (10th)		206-121	.630	96-73	.568	6 NCAA (8-6)
Career (11th)		231-126	.647	113-74	.604	7 NCAA (8-7)
Postseason Record		16-17	.485			
MVC Tournament		1-1	.500			
Big Ten Tournament		6-8	.429			
NCAA Tournament		8-7	.533			
CBI Invitational		1-1	.500			

Milestone Victories

Win	Score	Opponent	Date
1	67-62	Wyoming	11-22-03
26	82-75	Wofford (First at Purdue)	11-19-05
-- FIRST WIN AT PURDUE			
50	62-38	Michigan State	2-7-07
100	49-45	Iowa	2-14-09
106	65-61	Ohio State	3-15-09
-- 2009 BIG TEN TOURNAMENT CHAMPIONSHIP			
150	82-69	Northwestern	12-31-10
200	89-73	Minnesota	3-9-13
225	72-68	Minnesota	12-31-14
-- 200TH WIN AT PURDUE			

NBA Draft Picks Under Painter

2007	Carl Landry, 31st to Seattle
2011	Jajuan Johnson, 27th to Boston via New Jersey
2011	E'Twaun Moore, 55th overall to Boston
2012	Robbie Hummel, 58th to Minnesota

All-Americans Under Painter

2010	Robbie Hummel, 2nd (NABC) / HM (AP)
2010	E'Twaun Moore, HM (AP)
2011	Jajuan Johnson, consensus
2011	E'Twaun Moore, 3rd (NABC) / HM (AP)
2012	Robbie Hummel, HM (AP)

Painter's Home Record at Purdue

Year	Non-Conf.	Big Ten	Overall
2005-06	6-0	3-5	9-5
2006-07	9-0	7-1	16-1
2007-08	7-1	9-0	16-1
2008-09	8-1	7-2	15-3
2009-10	7-0	7-2	14-2
2010-11	7-0	9-0	16-0
2011-12	8-0	5-4	13-4
2012-13	7-3	5-4	12-7
2013-14	8-0	4-5	12-5
2014-15	6-2	5-1	11-3
TOTALS	73-7 (.913)	61-24 (.718)	134-31 (.812)

► PAINTER AMONG BIG TEN / PURDUE ELITE

Big Ten Coach of the Year Honors

7	Gene Keady	Purdue
5	Bobby Knight	Indiana
3	Matt Painter	Purdue
3	Tom Izzo	Michigan State
3	Bo Ryan	Wisconsin
3	Thad Matta	Ohio State

Wins Over AP Top 25 Teams (28)

Date	Opponent	Site	Result
2-11-06	[22] Michigan	Home	W, 84-70
11-29-06	[25] Virginia	Home	W, 61-59
2-15-07	[24] Indiana	Home	W, 81-68
12-15-07	[22] Louisville	N1	W, 67-59
1-26-08	[11] Wisconsin	Home	W, 60-56
2-9-08	[8] Wisconsin	Away	W, 72-67
2-12-08	[10] Michigan State	Home	W, 60-54
12-20-08	[22] Davidson	N1	W, 76-58
1-22-09	[21] Minnesota	Away	W, 70-62
2-17-09	[6] Michigan State	Home	W, 72-54
3-21-09	[15] Washington	N2#	W, 76-74
11-23-09	[9] Tennessee	N3	W, 73-72
1-1-10	[6] West Virginia	Home	W, 77-62
1-28-10	[16] Wisconsin	Home	W, 60-57
2-9-10	[10] Michigan State	Away	W, 76-64
2-17-10	[9] Ohio State	Away	W, 68-57
3-21-10	[23] Texas A&M	N4#	W, 63-61
1-22-11	[17] Michigan State	Home	W, 86-76
1-29-11	[16] Minnesota	Home	W, 73-61
2-16-11	[10] Wisconsin	Home	W, 70-62
2-20-11	[2] Ohio State	Home	W, 76-63
2-25-12	[11] Michigan	Away	W, 75-61
3-16-12	[24] Saint Mary's	N5#	W, 72-69
1-2-13	[11] Illinois	Home	W, 68-61
3-3-13	[17] Wisconsin	Away	W, 69-56
1-24-15	[25] Iowa	Home	W, 67-63
1-28-15	[22] Indiana	Home	W, 83-67
2-4-15	[20] Ohio State	Home	W, 60-58

- NCAA Tournament

N1 - Indianapolis, Ind.

N2 - Portland, Ore.

N3 - St. Thomas, US Virgin Islands

N4 - Spokane, Wash.

N5 - Omaha, Neb.

Most Victories at Purdue

Coach	Yrs.	Gms.	W	L
Gene Keady	25	782	512	270
Ward Lambert	29	523	371	152
Matt Painter	10th	327	206	121

Most Games Coached at Purdue

Coach	Yrs.	Gms.	W	L
Gene Keady	25	782	512	270
Ward Lambert	29	523	371	152
Ray Eddy	15	340	176	164
Matt Painter	10th	327	206	121

► PAINTER VS. ALL OPPONENTS

Opponent	SIU	Purdue	Overall
Alabama	0-1	2-1	2-2
Alcorn State	0-0	1-0	1-0
Arkansas State	0-0	1-0	1-0
Arkansas-Pine Bluff	0-0	1-0	1-0
Austin Peay	0-0	1-0	1-0
Ball State	0-0	4-0	4-0
Baylor	0-0	1-0	1-0
Bethune-Cookman	0-0	1-0	1-0
Boston College	0-0	2-0	2-0
Bradley	2-0	0-0	2-0
Bucknell	0-0	0-1	0-1
Buffalo	0-0	1-0	1-0
Butler	0-0	0-3	0-3
BYU	0-0	1-0	1-0
Cal State-Northridge	0-0	1-0	1-0
Central Connecticut State	0-0	1-0	1-0
Central Michigan	0-0	1-0	1-0
Charlotte	0-1	0-0	0-1
Chicago State	0-0	1-0	1-0
Clemson	0-0	1-1	1-1
Connecticut	0-0	0-1	0-1
Coppin State	0-0	2-0	2-0
Creighton	2-0	0-0	2-0
Davidson	0-0	1-0	1-0
Delaware State	0-0	1-0	1-0
DePaul	0-0	1-0	1-0
Detroit	0-0	1-0	1-0
Drake	2-0	0-0	2-0
Duke	0-0	0-2	0-2
Eastern Illinois	0-0	1-0	1-0
Eastern Michigan	0-0	3-1	3-1
Evansville	3-0	0-1	3-1
Florida	0-0	0-1	0-1
Florida International	0-0	1-0	1-0
Florida State	0-0	0-1	0-1
Gardner-Webb	0-0	0-1	0-1
Georgia Tech	0-0	0-1	0-1
Grambling	0-0	1-0	1-0
Hawai'i	1-0	0-0	1-0
High Point	0-0	1-0	1-0
Hofstra	0-0	1-0	1-0
Howard	0-0	1-0	1-0
Illinois	0-0	12-6	12-6
Illinois State	2-0	1-0	3-0
Indiana	0-0	8-8	8-8
Indiana State	2-0	3-1	5-1
IPFW	0-0	5-0	5-0
Iona	0-0	1-0	1-0
Iowa	0-0	12-5	12-5
Iowa State	0-0	0-1	0-1
IUPUI	0-0	1-0	1-0
Jacksonville State	1-0	0-0	1-0
Kansas	0-0	0-1	0-1
Kansas State	0-0	0-1	0-1
Lamar	0-0	1-0	1-0
Lipscomb	0-0	1-0	1-0
Louisville	0-0	1-0	1-0
Loyola, Chicago	0-0	3-1	3-1
Maryland	0-0	0-1	0-1
Maryland-Eastern Shore	0-0	1-0	1-0
Memphis	0-0	0-1	0-1
Miami	0-0	1-0	1-0
Michigan	0-0	9-8	9-8
Michigan State	0-0	6-11	6-11
Milwaukee	1-0	0-0	1-0
Minnesota	0-0	11-6	11-6
Missouri	0-0	2-1	2-1
Missouri State	2-1	1-0	3-1
Montana	1-0	0-0	1-0
Murray State	0-1	0-0	0-1
Nebraska	0-0	4-2	4-2
New Orleans	0-0	1-0	1-0
Opponent	SIU	Purdue	Overall
North Carolina State	1-0	0-0	1-0
North Florida	0-0	1-1	1-1
Northern Colorado	0-0	1-0	1-0
Northern Illinois	0-0	1-0	1-0
Northern Iowa	1-1	1-0	2-1
Northern Kentucky	0-0	1-0	1-0
Northwestern	0-0	11-7	11-7
Notre Dame	0-0	0-2	0-2
Oakland	0-0	1-0	1-0
Oklahoma	0-0	1-1	1-1
Oklahoma State	0-0	0-1	0-1
Ohio State	0-0	6-15	6-15
Oregon State	0-0	0-1	0-1
Penn State	0-0	15-5	15-5
Richmond	0-0	0-1	0-1
Rider	0-0	1-0	1-0
Rutgers			
Saint Joseph's	0-0	1-0	1-0
Saint Mary's	0-0	1-0	1-0
Saint Peter's	0-0	1-0	1-0
Samford	0-0	1-0	1-0
Santa Clara	0-0	0-1	0-1
Siena	0-0	3-0	3-0
SE Missouri State	1-0	1-0	2-0
SIU-Edwardsville	0-0	1-0	1-0
South Alabama	0-0	1-0	1-0
South Dakota St.	0-0	1-0	1-0
Southern Illinois	0-0	1-0	1-0
Temple	0-0	1-0	1-0
Tennessee	0-0	1-0	1-0
Tennessee-Martin	0-0	1-0	1-0
Texas A&M	0-0	1-0	1-0
Texas A&M-Corpus Christi	0-0	1-0	1-0
Texas Southern	0-0	1-0	1-0
UNC Wilmington	0-0	1-0	1-0
Valparaiso	0-0	3-0	3-0
Vanderbilt	0-0	0-1	0-1
VCU	0-0	0-1	0-1
Villanova	0-0	0-1	0-1
Virginia	0-0	1-0	1-0
Virginia Tech	0-0	1-0	1-0
Wagner	0-0	1-0	1-0
Wake Forest	0-0	1-0	1-0
Washington	0-0	1-0	1-0
Washington State	0-0	0-1	0-1
West Virginia	0-0	3-1	3-1
Western Carolina	0-0	2-0	2-0
Western Illinois	0-0	1-0	1-0
Western Michigan	0-0	1-0	1-0
Wichita State	2-0	0-0	2-0
William & Mary	0-0	1-0	1-0
Wisconsin	0-0	8-7	8-7
Wofford	0-0	1-1	1-1
Wright State	1-0	0-0	1-0
Wyoming	1-0	0-0	1-0
Xavier	0-0	0-4	0-4

2014-15 Results / Leaders

Overall Record: 15-9 **Home:** 11-3 **Away:** 2-4 **Neutral:** 2-2
Big Ten Record: 7-4 **Home:** 5-1 **Away:** 2-3

Date	Opponent	W/L	Score	High Scorer	High Rebounds	High Assists	High Steals	High Blocks	Attend.
Nov. 14	Samford	W	80-40	Davis, Edwards (13)	Edwards, Haas (8)	Four Players (3)	Thompson (2)	Hammons (4)	10,430
Nov. 16	IUPUI	W	77-57	Edwards (26)	Edwards (8)	Mathias, Ocutus (4)	Scott, Stephens (2)	Hammons (4)	11,466
Nov. 20	Grambling	W	82-30	Haas (17)	Hammons (7)	Smotherman (5)	Scott (3)	Hammons (2)	10,021
Nov. 24	# vs. Kansas State	L	79-88	Stephens (21)	Haas (6)	Ocutus (6)	Ocutus (2)	Edwards, Stephens (2)	2,400
Nov. 25	# vs. Missouri	W	82-61	Davis (22)	Haas (8)	Ocutus (4)	Davis (2)	Hammons (3)	2,400
Nov. 26	# vs. BYU	W	87-85 •	Edwards (25)	Edwards (9)	Ocutus (3)	Davis (2)	Hammons (4)	2,400
Dec. 2	\$ North Carolina State	W	66-61	Edwards (16)	Edwards (9)	Davis (6)	Davis (2)	Hammons (2)	12,023
Dec. 6	North Florida	L	70-73	Hammons (16)	Ocutus (10)	Scott, Stephens (4)	Scott, Stephens (2)	Hammons (5)	11,038
Dec. 8	IPFW	W	63-43	Stephens, Hammons (13)	Hammons (12)	Edwards (4)	Ocutus (2)	Hammons (5)	10,007
Dec. 10	Arkansas State	W	87-46	Stephens (18)	Three Players (5)	Edwards (5)	Mathias (2)	Stephens (3)	9,964
Dec. 13	at Vanderbilt	L	71-81	Davis (15)	Haas (7)	Scott (2)	Davis (3)	Hammons (3)	9,565
Dec. 20	% vs. [21] Notre Dame	L	63-94	Three Players (11)	Edwards (7)	Davis (4)	Three Players (1)	Hammons (2)	14,753
Dec. 22	Gardner-Webb	L	84-89	Three Players (13)	Davis (12)	Edwards (4)	Three Players (2)	Hammons (3)	8,835
Dec. 31	* Minnesota	W	72-68	Stephens (19)	Hammons (9)	Three Players (4)	Three Players (1)	Three Players (1)	10,018
Jan. 3	* Michigan	W	64-51	Edwards (16)	Hammons (12)	Davis (6)	Three Players (2)	Hammons (2)	11,271
Jan. 7	* at [4] Wisconsin	L	55-62	Ocutus (15)	Ocutus (8)	Edwards (4)	Three Players (1)	---	17,279
Jan. 10	* [11] Maryland	L	60-69	Stephens (14)	Haas, Stephens (7)	Three Players (3)	Ocutus, Stephens (2)	Haas (2)	10,756
Jan. 17	* at Penn State	W	84-77 •	Stephens (22)	Hammons (12)	Ocutus (7)	Ocutus (4)	Hammons (3)	8,979
Jan. 21	* at Illinois	L	57-66	Davis, Ocutus (14)	Hammons (7)	Edwards (6)	Ocutus (2)	Hammons (4)	12,965
Jan. 24	* [25] Iowa	W	67-63	Davis (24)	Smotherman (6)	Edwards, Stephens (4)	Three Players (1)	Haas (4)	12,068
Jan. 28	* [22] Indiana	W	83-67	Davis (19)	Scott (6)	Edwards, Ocutus (3)	Edwards, Smotherman (2)	Hammons (8)	14,846
Jan. 31	* at Northwestern	W	68-60	Hammons (16)	Hammons (9)	Davis, Edwards (4)	Ocutus (3)	Hammons (1)	8,117
Feb. 4	* [20] Ohio State	W	60-58	Davis (20)	Hammons, Ocutus (7)	Edwards (3)	Hammons, Mathias (2)	Hammons (7)	12,087
Feb. 8	* at Minnesota	L	58-62	Ocutus (17)	Hammons (10)	Mathias (4)	Three Players (1)	Hammons (5)	13,041
Feb. 12	* at Rutgers								
Feb. 15	* Nebraska								
Feb. 19	* at Indiana								
Feb. 26	* Rutgers								
March 1	* at Ohio State								
March 4	* at Michigan State								
March 7	* Illinois								
March 11-15	^ Big Ten Tournament								

Denotes EA Sports Maui Invitational (Lahaina, Hawaii)
 \$ Denotes ACC / Big Ten Challenge
 % Denotes Crossroads Classic (Indianapolis, Ind.)
 * Denotes Big Ten Conference game
 ^ Denotes Big Ten Conference Tournament (Indianapolis, Ind.)

P ATTENDANCE TOTALS

Overall					Big Ten				
Site	Games	Totals	Avg.	High	Site	Games	Totals	Avg.	High
Home	14	154,830	11,059	14,846 vs. Indiana (1-28-15)	Home	6	71,046	11,841	14,846 vs. Indiana (1-28-15)
Away	6	69,946	11,657	17,279 at Wisconsin (1-7-15)	Away	5	60,351	12,070	17,279 at Wisconsin (1-7-15)
Neutral	4	21,953	5,488	14,753 vs. Notre Dame (12-20-14)					
Totals	24	244,699	10,195	17,279 at Wisconsin (1-7-15)	Totals	11	131,307	11,937	17,279 at Wisconsin (1-7-15)

P MARGINS OF VICTORY

	1	2	3	4	5	6	7	8	9	10	11	12	13	14	15	16	17	18	19	20	21	22	23	24	25+
Purdue		2		2	1		1	1					1			1				2	1				3
Opponents			1	1	1		1		3	1															1

P LARGEST LEADS / DEFICITS

When Leading					When Trailing				
Largest Margin of Victory				52 (82-30) vs. Grambling (11-20-14)	Largest Margin of Defeat				31 (63-94) vs. [21] Notre Dame (12-20-14)
Largest Overall Lead				52 (82-30; Final Score) vs. Grambling (11-20-14)	Largest Overall Deficit				32 (59-91; 1:50 2nd) vs. [21] Notre Dame (12-20-14)
Largest Halftime Lead				34 (52-18) vs. Arkansas State (12-10-14)	Largest Halftime Deficit				15 (24-39) vs. Kansas State (11-24-14)
Largest Lead in a Loss				13 (Two times; vs. North Florida and Gardner-Webb)	Largest Deficit Overcome in a Win				13 (25-38; 18:56 2nd) vs. Minnesota (12-31-14)
Largest Halftime Lead in a Loss				8 (36-28) vs. North Florida (12-6-14)	Largest Halftime Deficit in a Win				11 (25-36) vs. Minnesota (12-31-14)
Largest Purdue Run				19-0 (1st half over 7:31) vs. Samford (11-14-14)	Largest Opponent Run				14-0 (2nd half over 3:45) by Minnesota (2-7-15)

GAME 25 | PURDUE AT RUTGERS | FEBRUARY 12, 2015

2014-15 Game-by-Game Comparison

Team	W/L	FG-FGA	Pct.	3P-3PA	Pct.	FT-FTA	Pct.	O-D	Reb.	PF	A	TO	B	S	1st	2nd	OT	Pts.	PPP
Purdue	W	26-47	.553	9-21	.429	19-31	.613	8-37	45	16	21	16	9	6	43	37		80	1.15
Samford		15-66	.227	3-20	.150	7-11	.636	13-21	34	24	9	12	2	8	16	24		40	0.57
Purdue	W	25-50	.500	8-17	.471	19-31	.613	10-20	30	18	14	15	8	9	48	29		77	1.10
IUPUI		19-46	.413	6-16	.375	13-17	.765	9-18	27	32	10	21	0	7	38	19		57	0.86
Purdue	W	31-63	.492	9-25	.360	11-17	.647	15-26	41	16	24	13	3	11	37	45		82	1.19
Grambling		11-41	.268	4-15	.267	4-12	.333	6-21	27	19	4	27	0	1	15	15		30	0.44
Purdue	L	28-51	.549	9-22	.409	14-20	.700	7-20	27	20	19	13	5	3	24	55		79	1.19
Kansas State		32-60	.533	7-18	.389	17-28	.607	13-20	33	18	18	9	2	9	39	49		88	1.27
Purdue	W	22-47	.468	5-14	.357	33-43	.767	15-26	41	20	12	16	8	6	45	37		82	1.20
Missouri		19-55	.345	7-20	.350	16-20	.800	11-17	28	29	9	15	3	7	20	41		61	0.89
Purdue	W	27-59	.458	5-17	.294	28-36	.778	12-26	38	23	14	17	8	6	40	41	6	87	1.10
BYU		27-62	.435	7-21	.333	24-32	.750	11-22	33	30	14	11	7	9	35	46	4	85	1.07
Purdue	W	22-56	.393	7-20	.350	15-22	.682	16-21	37	17	16	10	2	3	36	30		66	1.09
North Carolina State		22-49	.449	5-11	.455	12-19	.632	9-22	31	19	11	9	3	4	34	27		61	1.05
Purdue	L	29-74	.392	4-19	.211	8-16	.500	24-26	50	22	18	14	6	8	36	34		70	0.99
North Florida		25-59	.424	10-22	.455	13-25	.520	15-24	39	16	15	15	4	7	28	45		73	1.05
Purdue	W	25-58	.431	5-17	.294	8-11	.727	12-30	42	16	18	13	10	6	35	28		63	0.99
IPFW		16-56	.286	4-15	.267	7-15	.467	12-24	36	14	12	14	1	6	19	24		43	0.67
Purdue	W	30-59	.508	9-23	.391	18-28	.643	13-28	41	12	21	10	8	5	52	35		87	1.28
Arkansas State		17-57	.298	2-14	.143	10-14	.714	13-18	31	22	11	17	2	5	18	28		46	0.69
Purdue	L	26-55	.473	3-11	.273	16-23	.696	13-16	29	23	7	12	5	5	32	39		71	1.12
Vanderbilt		28-48	.583	9-14	.643	16-23	.696	7-18	25	21	17	14	4	4	43	38		81	1.25
Purdue	L	24-61	.393	4-14	.286	11-15	.733	5-26	31	24	14	12	4	3	39	24		63	0.85
[21] Notre Dame		33-64	.516	8-17	.471	20-28	.714	8-31	39	18	18	7	4	5	46	48		94	1.26
Purdue	L	32-68	.471	4-15	.267	16-21	.762	18-23	41	20	14	12	4	9	38	46		84	1.19
Gardner-Webb		31-56	.554	14-25	.560	13-23	.565	8-19	27	17	21	13	3	5	38	51		89	1.26
Purdue	W	23-52	.442	4-11	.364	22-27	.815	11-21	32	17	20	12	3	3	25	47		72	1.12
Minnesota		23-53	.434	8-16	.500	14-20	.700	11-20	31	22	15	13	3	6	36	32		68	1.07
Purdue	W	21-46	.457	3-13	.231	17-29	.586	11-33	44	18	12	14	3	7	25	39		64	1.05
Michigan		15-47	.319	8-20	.400	13-20	.650	4-18	22	20	9	11	2	6	33	18		51	0.82
Purdue	L	25-49	.510	2-5	.400	3-7	.429	7-19	26	24	10	12	0	3	27	28		55	0.97
[4] Wisconsin		17-39	.436	3-14	.214	25-31	.806	4-17	21	12	6	8	4	6	28	34		62	1.11
Purdue	L	21-57	.368	5-20	.250	13-20	.650	15-23	38	25	13	16	4	5	26	34		60	0.90
[11] Maryland		18-48	.375	6-20	.300	27-31	.871	8-23	31	22	8	10	5	10	26	43		69	1.09
Purdue	W	28-58	.483	10-25	.400	18-29	.621	14-21	35	20	18	16	5	8	25	42	17	84	1.16
Penn State		26-56	.464	8-18	.444	17-21	.810	12-19	31	25	9	17	3	7	34	33	10	77	1.10
Purdue	L	24-60	.400	5-21	.238	4-9	.444	12-23	35	18	12	10	5	4	30	27		57	0.92
Illinois		21-60	.350	3-10	.300	21-24	.875	16-27	43	12	13	9	5	8	32	34		66	1.05
Purdue	W	25-53	.472	4-20	.200	13-23	.565	9-22	31	17	19	6	8	3	34	33		67	1.12
[25] Iowa		21-64	.328	4-17	.235	17-26	.654	24-22	46	20	10	8	2	3	24	39		63	1.07
Purdue	W	27-46	.587	4-14	.286	25-33	.758	8-23	31	20	13	13	10	6	38	45		83	1.28
[22] Indiana		25-66	.379	4-19	.211	13-18	.722	19-15	34	26	8	11	2	9	27	40		67	1.02
Purdue	W	21-45	.467	2-9	.222	24-32	.750	8-25	33	12	16	8	1	5	28	40		68	1.16
Northwestern		23-55	.418	6-15	.400	8-11	.727	9-19	28	23	9	8	4	5	29	31		60	1.02
Purdue	W	19-45	.422	3-12	.250	19-27	.704	11-22	33	16	10	13	9	7	27	33		60	1.03
[20] Ohio State		24-57	.421	4-15	.267	6-9	.667	14-17	31	23	12	12	6	9	26	32		58	0.99
Purdue	L	22-51	.431	11-26	.423	3-5	.600	9-31	40	18	16	23	7	3	31	27		58	0.86
Minnesota		21-53	.396	7-15	.467	13-20	.650	6-22	28	13	14	8	2	17	27	35		62	0.98
Purdue Rutgers																			
Purdue Nebraska																			
Purdue Indiana																			
Purdue Rutgers																			
Purdue Ohio State																			
Purdue Michigan State																			
Purdue Illinois																			
Purdue Big Ten Tournament																			

2014-15 Overall Stats: 15-9 | Big Ten: 7-4 | Non-Conference: 8-5 | Home: 11-3 | Away: 2-4 | Neutral: 2-2

#	Player	GP	GS	Min	Avg	FG	FGA	Pct	3FG	FGA	Pct	FT	FTA	Pct	Off	Def	Tot	Avg	PF	FO	A	TO	Blk	Stl	Pts	Avg
20	Hammons, A.J.	24	13	559	23.3	102	194	.526	0	7	.000	55	84	.655	55	96	151	6.3	61	1	23	50	71	11	259	10.8
35	Davis, Rapheal	24	24	709	29.5	85	171	.497	8	30	.267	81	108	.750	25	66	91	3.8	48	2	59	40	5	21	259	10.8
21	Stephens, Kendall	24	16	557	23.2	72	202	.356	54	138	.391	32	44	.727	9	52	61	2.5	41	0	43	30	8	13	230	9.6
12	Edwards, Vince	24	22	657	27.4	85	170	.500	21	60	.350	36	46	.783	52	69	121	5.0	50	1	65	38	9	11	227	9.5
0	Octeus, Jon	24	24	672	28.0	76	147	.517	13	32	.406	59	81	.728	34	86	120	5.0	65	1	63	38	5	27	224	9.3
44	Haas, Isaac	24	11	366	15.3	74	124	.597	0	0	.000	57	109	.523	37	56	93	3.9	58	1	9	41	21	2	205	8.5
1	Scott, Bryson	20	1	218	10.9	27	70	.386	1	8	.125	31	43	.721	4	29	33	1.7	27	2	26	22	3	15	86	4.3
31	Mathias, Dakota	24	7	417	17.4	30	100	.300	22	73	.301	10	11	.909	2	40	42	1.8	35	0	34	16	2	9	92	3.8
5	Smotherman, Basil	24	1	279	11.6	26	55	.473	2	14	.143	6	13	.462	13	28	41	1.7	29	0	20	8	6	9	60	2.5
3	Thompson, P.J.	22	1	335	15.2	19	59	.322	11	42	.262	6	8	.750	8	13	21	1.0	31	0	27	13	1	14	55	2.5
23	Taylor, Jacquil	6	0	42	7.0	5	11	.455	1	4	.250	2	4	.500	3	9	12	2.0	1	0	2	6	4	1	13	2.2
24	Brown, Anfernee	3	0	11	3.7	2	4	.500	1	2	.500	0	0	.000	1	4	5	1.7	3	0	0	1	0	1	5	1.7
11	Toyra, Stephen	5	0	16	3.2	0	2	.000	0	1	.000	2	4	.500	0	2	2	0.4	1	0	0	3	0	0	2	0.4
30	Beshears, Neal	1	0	0	0.0	0	0	.000	0	0	.000	0	0	.000	0	0	0	0.0	0	0	0	0	0	0	0	0.0
2	McKeeman, Jon	5	0	12	2.4	0	1	.000	0	0	.000	0	0	.000	0	0	0	0.0	1	0	0	1	0	0	0	0.0
TM	TEAM														40	38	78	3.3	1		9				0	
	TOTAL	24				603	1310	.460	134	411	.326	377	555	.679	283	588	871	36.3	452	8	371	316	135	134	1717	71.5
	OPPONENTS	24				529	1317	.402	147	407	.361	346	498	.695	262	494	756	31.5	497	16	282	299	73	163	1551	64.6

2014-15 vs. Big Ten Opponents: 7-4 | Home: 5-1 | Away: 2-3

#	Player	GP	GS	Min	Avg	FG	FGA	Pct	3FG	FGA	Pct	FT	FTA	Pct	Off	Def	Tot	Avg	PF	FO	A	TO	Blk	Stl	Pts	Avg
35	Davis, Rapheal	11	11	385	35.0	44	90	.489	6	16	.375	45	60	.750	14	37	51	4.6	27	2	28	20	3	7	139	12.6
20	Hammons, A.J.	11	5	301	27.4	52	83	.627	0	0	.000	26	38	.684	24	58	82	7.5	27	0	9	22	33	7	130	11.8
0	Octeus, Jon	11	11	362	32.9	43	81	.531	6	17	.353	35	50	.700	16	48	64	5.8	31	0	31	22	1	16	127	11.5
12	Edwards, Vince	11	9	313	28.5	33	79	.418	7	26	.269	19	24	.792	18	24	42	3.8	22	0	36	20	2	7	92	8.4
21	Stephens, Kendall	11	6	257	23.4	32	92	.348	21	61	.344	7	14	.500	7	18	25	2.3	22	0	22	11	2	3	92	8.4
44	Haas, Isaac	11	6	134	12.2	19	36	.528	0	0	.000	18	37	.486	9	16	25	2.3	25	0	2	17	10	1	56	5.1
31	Mathias, Dakota	11	5	216	19.6	13	50	.260	9	38	.237	4	4	1.000	1	19	20	1.8	16	0	18	9	2	6	39	3.5
5	Smotherman, Basil	11	1	117	10.6	12	22	.545	1	5	.200	3	6	.500	6	12	18	1.6	14	0	5	2	2	3	28	2.5
1	Scott, Bryson	8	1	59	7.4	4	14	.286	0	1	.000	4	8	.500	0	12	12	1.5	10	1	4	8	0	0	12	1.5
3	Thompson, P.J.	9	0	81	9.0	4	15	.267	3	12	.250	0	0	.000	1	3	4	0.4	10	0	4	7	0	4	11	1.2
11	Toyra, Stephen	1	0	0	0.0	0	0	.000	0	0	.000	0	0	.000	0	0	0	0.0	0	0	0	0	0	0	0	0.0
2	McKeeman, Jon	1	0	0	0.0	0	0	.000	0	0	.000	0	0	.000	0	0	0	0.0	0	0	0	0	0	0	0	0.0
30	Beshears, Neal	1	0	0	0.0	0	0	.000	0	0	.000	0	0	.000	0	0	0	0.0	0	0	0	0	0	0	0	0.0
TM	TEAM														19	16	35	3.2	1		5				0	
	TOTAL	11				256	562	.456	53	176	.301	161	241	.668	115	263	378	34.4	205	3	159	143	55	54	726	66.0
	OPPONENTS	11				234	598	.391	61	179	.341	174	231	.753	127	219	346	31.5	218	6	113	115	38	86	703	63.9

2014-15 in Non-Conference Games: 8-5 | Home: 6-2 | Away: 0-1 | Neutral: 2-2

#	Player	GP	GS	Min	Avg	FG	FGA	Pct	3FG	FGA	Pct	FT	FTA	Pct	Off	Def	Tot	Avg	PF	FO	A	TO	Blk	Stl	Pts	Avg
44	Haas, Isaac	13	5	232	17.8	55	88	.625	0	0	.000	39	72	.542	28	40	68	5.2	33	1	7	24	11	1	149	11.5
21	Stephens, Kendall	13	10	300	23.1	40	110	.364	33	77	.429	25	30	.833	2	34	36	2.8	19	0	21	19	6	10	138	10.6
12	Edwards, Vince	13	13	344	26.5	52	91	.571	14	34	.412	17	22	.773	34	45	79	6.1	28	1	29	18	7	4	135	10.4
20	Hammons, A.J.	13	8	258	19.8	50	111	.450	0	7	.000	29	46	.630	31	38	69	5.3	34	1	14	28	38	4	129	9.9
35	Davis, Rapheal	13	13	324	24.9	41	81	.506	2	14	.143	36	48	.750	11	29	40	3.1	21	0	31	20	2	14	120	9.2
0	Octeus, Jon	13	13	310	23.8	33	66	.500	7	15	.467	24	31	.774	18	38	56	4.3	34	1	32	16	4	11	97	7.5
1	Scott, Bryson	12	0	159	13.3	23	56	.411	1	7	.143	27	35	.771	4	17	21	1.8	17	1	22	14	3	15	74	6.2
31	Mathias, Dakota	13	2	201	15.5	17	50	.340	13	35	.371	6	7	.857	1	21	22	1.7	19	0	16	7	0	3	53	4.1
3	Thompson, P.J.	13	1	254	19.5	15	44	.341	8	30	.267	6	8	.750	7	10	17	1.3	21	0	23	6	1	10	44	3.4
5	Smotherman, Basil	13	0	162	12.5	14	33	.424	1	9	.111	3	7	.429	7	16	23	1.8	15	0	15	6	4	6	32	2.5
23	Taylor, Jacquil	6	0	42	7.0	5	11	.455	1	4	.250	2	4	.500	3	9	12	2.0	1	0	2	6	4	1	13	2.2
24	Brown, Anfernee	3	0	11	3.7	2	4	.500	1	2	.500	0	0	.000	1	4	5	1.7	3	0	0	1	0	1	5	1.7
11	Toyra, Stephen	4	0	16	4.0	0	2	.000	0	1	.000	2	4	.500	0	2	2	0.5	1	0	0	3	0	0	2	0.5
2	McKeeman, Jon	4	0	12	3.0	0	1	.000	0	0	.000	0	0	.000	0	0	0	0.0	1	0	0	1	0	0	0	0.0
TM	TEAM														21	22	43	3.3	0		4				0	
	TOTAL	13				347	748	.464	81	235	.345	216	314	.688	168	325	493	37.9	247	5	212	173	80	80	991	76.2
	OPPONENTS	13				295	719	.410	86	228	.377	172	267	.644	135	275	410	31.5	279	10	169	184	35	77	848	65.2

2013-14 Through 24 Games: 14-10 | Non-Conference: 10-3 | Big Ten: 4-7

#	Player	GP	GS	Min	Avg	FG	FGA	Pct	3FG	FGA	Pct	FT	FTA	Pct	Off	Def	Tot	Avg	PF	FO	A	TO	Blk	Stl	Pts	Avg
0	Johnson, Terone	24	24	733	30.5	105	261	.402	28	76	.368	54	92	.587	30	61	91	3.8	40	0	54	35	3	20	292	12.2
20	Hammons, A.J.	23	17	556	24.2	84	166	.506	0	4	.000	82	122	.672	58	112	170	7.4	60	2	14	61	73	10	250	10.9
3	Johnson, Ronnie	24	23	648	27.0	91	212	.429	12	34	.353	58	89	.652	24	43	67	2.8	51	1	90	41	0	12	252	10.5
21	Stephens, Kendall	24	10	456	19.0	59	165	.358	50	134	.373	13	16	.813	5	32	37	1.5	40	0	17	16	8	9	181	7.5
12	Scott, Bryson	24	2	388	16.2	53	142	.373	4	8	.500	56	75	.747	21	39	60	2.5	43	2	32	29	3	26	166	6.9
5	Smotherman, Basil	24	16	473	19.7	53	89	.596	1	10	.100	24	40	.600	36	58	94	3.9	52	1	18	16	4	14	131	5.5
23	Simpson, Jay	23	6	275	12.0	45	105	.429	1	7	.143	15	25	.600	34	53	87	3.8	38	0	14	22	8	10	106	4.6
35	Davis, Rapheal	24	9	380	15.8	38	88	.432	7	21	.333	27	40	.675	28	40	68	2.8	40	0	29	22	7	10	110	4.6
32	Peck, Errick	24	9	466	19.4	44	94	.468	8	23	.348	10	20	.500	44	75	119	5.0	44	1	19	26	11	6	106	4.4
1	Carter, Sterling	24	3	361	15.0	36	107	.336	21	80	.263	11	18	.611	9	35	44	1.8	55	0	25	16	10	23	104	4.3
11	Toyra, Stephen	6	0	24	4.0	4	9	.444	0	3	.000	4	4	1.000	2	1	3	0.5	5	0	0	2	0	2	12	2.0
50	Carroll, Travis	18	1	139	7.7	14	24	.583	1	2	.500	0	2	.000	15	10	25	1.4	14	0	7	1	5	3	29	1.6
2	McKeeman, Jon	4	0	9	2.3	2	5	.400	1	2	.500	0	0	.000	0	4	4	1.0	0	0	0	0	0	0	5	1.3
24	Brown, Anfernee	4	0	8	2.0	1	4	.250	0	2	.000	0	0	.000	0	2	2	0.5	0	0	2	0	0	0	2	0.5
30	Beshears, Neal	4	0	9	2.3	0	1	.000	0	0	.000	0	0	.000	0	1	1	0.3	2	0	0	0	1	0	0	0.0
TM	TEAM														45	37	82	3.4	1			1			0	
	TOTAL	24				629	1472	.427	134	406	.330	354	543	.652	351	603	954	39.8	485	7	321	288	133	145	1746	72.8
	OPPONENTS	24				576	1382	.417	146	459	.318	388	548	.708	271	591	862	35.9	471	20	293	300	134	151	1686	70.2

GAME 25 | PURDUE AT RUTGERS | FEBRUARY 12, 2015

2014-15 Home Stats: 11-3 | Big Ten: 5-1 | Non-Conference: 6-2

##	Player	GP	GS	Min	Avg	FG	FGA	Pct	3FG	FGA	Pct	FT	FTA	Pct	Off	Def	Tot	Avg	PF	FO	A	TO	Blk	Stl	Pts	Avg
35	Davis, Rapheal	14	14	388	27.7	53	102	.520	6	20	.300	49	67	.731	16	37	53	3.8	27	1	39	24	4	9	161	11.5
20	Hammons, A.J.	14	8	322	23.0	60	116	.517	0	4	.000	26	45	.578	35	55	90	6.4	31	1	17	28	46	10	146	10.4
21	Stephens, Kendall	14	9	323	23.1	44	116	.379	32	77	.416	20	26	.769	5	29	34	2.4	21	0	26	21	5	10	140	10.0
12	Edwards, Vince	14	13	350	25.0	50	99	.505	11	33	.333	18	26	.692	33	38	71	5.1	25	1	39	22	6	8	129	9.2
44	Haas, Isaac	14	6	212	15.1	41	72	.569	0	0	.000	35	64	.547	26	36	62	4.4	31	1	6	19	14	2	117	8.4
0	Octeus, Jon	14	14	362	25.9	34	72	.472	3	14	.214	37	48	.771	25	43	68	4.9	38	0	33	17	3	13	108	7.7
1	Scott, Bryson	11	1	146	13.3	16	45	.356	1	5	.200	22	32	.688	3	23	26	2.4	19	2	17	13	2	11	55	5.0
31	Mathias, Dakota	14	4	233	16.6	20	63	.317	14	48	.292	6	7	.857	2	30	32	2.3	12	0	17	6	0	5	60	4.3
23	Taylor, Jacquil	4	0	33	8.3	5	9	.556	1	3	.333	2	4	.500	1	6	7	1.8	1	0	2	5	3	1	13	3.3
5	Smotherman, Basil	14	0	181	12.9	17	30	.567	1	8	.125	6	13	.462	10	21	31	2.2	22	0	14	6	4	7	41	2.9
3	Thompson, P.J.	13	1	214	16.5	14	45	.311	8	32	.250	0	0	.000	7	11	18	1.4	17	0	23	7	0	11	36	2.8
24	Brown, Anfernee	3	0	11	3.7	2	4	.500	1	2	.500	0	0	.000	1	4	5	1.7	3	0	0	1	0	1	5	1.7
11	Toyra, Stephen	4	0	14	3.5	0	1	.000	0	1	.000	2	4	.500	0	2	2	0.5	1	0	0	1	0	0	2	0.5
30	Beshears, Neal	1	0	0	0.0	0	0	.000	0	0	.000	0	0	.000	0	0	0	0.0	0	0	0	0	0	0	0	0.0
2	McKeeman, Jon	4	0	11	2.8	0	0	.000	0	0	.000	0	0	.000	0	0	0	0.0	1	0	0	1	0	0	0	0.0
TM	TEAM														17	20	37	2.6	1		6				0	
TOTAL		14				356	774	.460	78	247	.316	223	336	.664	181	355	536	38.3	250	6	233	177	87	88	1013	72.4
OPPONENTS		14				282	765	.369	82	245	.335	169	260	.650	165	282	447	31.9	296	8	155	193	35	86	815	58.2

2014-15 Away / Neutral Stats: 4-6 | Big Ten: 2-3 | Non-Conference: 2-3

##	Player	GP	GS	Min	Avg	FG	FGA	Pct	3FG	FGA	Pct	FT	FTA	Pct	Off	Def	Tot	Avg	PF	FO	A	TO	Blk	Stl	Pts	Avg
0	Octeus, Jon	10	10	310	31.0	42	75	.560	10	18	.556	22	33	.667	9	43	52	5.2	27	1	30	21	2	14	116	11.6
20	Hammons, A.J.	10	5	237	23.7	42	78	.538	0	3	.000	29	39	.744	20	41	61	6.1	30	0	6	22	25	1	113	11.3
12	Edwards, Vince	10	9	307	30.7	35	71	.493	10	27	.370	18	20	.900	19	31	50	5.0	25	0	26	16	3	3	98	9.8
35	Davis, Rapheal	10	10	321	32.1	32	69	.464	2	10	.200	32	41	.780	9	29	38	3.8	21	1	20	16	1	12	98	9.8
21	Stephens, Kendall	10	7	234	23.4	28	86	.326	22	61	.361	12	18	.667	4	23	27	2.7	20	0	17	9	3	3	90	9.0
44	Haas, Isaac	10	5	154	15.4	33	52	.635	0	0	.000	22	45	.489	11	20	31	3.1	27	0	3	22	7	0	88	8.8
1	Scott, Bryson	9	0	72	8.0	11	25	.440	0	3	.000	9	11	.818	1	6	7	0.8	8	0	9	9	1	4	31	3.4
31	Mathias, Dakota	10	3	184	18.4	10	37	.270	8	25	.320	4	4	1.000	0	10	10	1.0	23	0	17	10	2	4	32	3.2
3	Thompson, P.J.	9	0	121	13.4	5	14	.357	3	10	.300	6	8	.750	1	2	3	0.3	14	0	4	6	1	3	19	2.1
5	Smotherman, Basil	10	1	98	9.8	9	25	.360	1	6	.167	0	0	.000	3	7	10	1.0	7	0	6	2	2	2	19	1.9
2	McKeeman, Jon	1	0	1	1.0	0	1	.000	0	0	.000	0	0	.000	0	0	0	0.0	0	0	0	0	0	0	0	0.0
11	Toyra, Stephen	1	0	2	2.0	0	1	.000	0	0	.000	0	0	.000	0	0	0	0.0	0	0	0	2	0	0	0	0.0
23	Taylor, Jacquil	2	0	9	4.5	0	2	.000	0	1	.000	0	0	.000	2	3	5	2.5	0	0	0	1	1	0	0	0.0
TM	TEAM														23	18	41	4.1	0		3				0	
TOTAL		10				247	536	.461	56	164	.341	154	219	.703	102	233	335	33.5	202	2	138	139	48	46	704	70.4
OPPONENTS		10				247	552	.447	65	162	.401	177	238	.744	97	212	309	30.9	201	8	127	106	38	77	736	73.6

2014-15 Wins Stats: 15-0

##	Player	GP	GS	Min	Avg	FG	FGA	Pct	3FG	FGA	Pct	FT	FTA	Pct	Off	Def	Tot	Avg	PF	FO	A	TO	Blk	Stl	Pts	Avg
35	Davis, Rapheal	15	15	438	29.2	56	110	.509	6	19	.316	73	96	.760	12	42	54	3.6	32	2	39	26	4	13	191	12.7
20	Hammons, A.J.	15	10	358	23.9	67	117	.573	0	6	.000	39	61	.639	34	67	101	6.7	34	0	18	31	48	9	173	11.5
12	Edwards, Vince	15	14	397	26.5	57	101	.564	12	34	.353	33	42	.786	33	44	77	5.1	22	0	41	22	6	10	159	10.6
21	Stephens, Kendall	15	9	358	23.9	49	128	.383	39	87	.448	18	29	.621	7	24	31	2.1	23	0	24	19	6	7	155	10.3
0	Octeus, Jon	15	15	408	27.2	36	77	.468	3	16	.188	44	57	.772	20	50	70	4.7	37	0	42	21	4	19	119	7.9
44	Haas, Isaac	15	5	234	15.6	37	62	.597	0	0	.000	44	74	.595	23	34	57	3.8	31	0	7	23	16	1	118	7.9
31	Mathias, Dakota	15	5	263	17.5	24	66	.364	17	52	.327	8	9	.889	1	31	32	2.1	18	0	23	5	1	5	73	4.9
1	Scott, Bryson	12	1	144	12.0	14	38	.368	1	4	.250	15	24	.625	2	19	21	1.8	20	2	16	14	2	9	44	3.7
23	Taylor, Jacquil	5	0	35	7.0	5	10	.500	1	3	.333	2	4	.500	3	7	10	2.0	1	0	2	5	3	1	13	2.6
5	Smotherman, Basil	15	0	185	12.3	16	37	.432	1	11	.091	5	11	.455	12	22	34	2.3	19	0	14	6	5	6	38	2.5
3	Thompson, P.J.	13	1	191	14.7	9	31	.290	6	23	.261	6	8	.750	6	10	16	1.2	15	0	22	9	0	10	30	2.3
24	Brown, Anfernee	3	0	11	3.7	2	4	.500	1	2	.500	0	0	.000	1	4	5	1.7	3	0	0	1	0	1	5	1.7
11	Toyra, Stephen	5	0	16	3.2	0	2	.000	0	1	.000	2	4	.500	0	2	2	0.4	1	0	0	3	0	0	2	0.4
30	Beshears, Neal	1	0	0	0.0	0	0	.000	0	0	.000	0	0	.000	0	0	0	0.0	0	0	0	0	0	0	0	0.0
2	McKeeman, Jon	5	0	12	2.4	0	1	.000	0	0	.000	0	0	.000	0	0	0	0.0	1	0	0	1	0	0	0	0.0
TM	TEAM														19	25	44	2.9	1		6				0	
TOTAL		15				372	784	.474	87	258	.337	289	419	.690	173	381	554	36.9	258	4	248	192	95	91	1120	74.7
OPPONENTS		15				303	830	.365	80	252	.317	181	265	.683	177	293	470	31.3	348	13	152	206	40	92	867	57.8

2014-15 Losses Stats: 0-9

#	Player	GP	GS	Min	Avg	FG	FGA	Pct	3FG	FGA	Pct	FT	FTA	Pct	Off	Def	Tot	Avg	PF	FO	A	TO	Blk	Stl	Pts	Avg
0	Octeus, Jon	9	9	264	29.3	40	70	.571	10	16	.625	15	24	.625	14	36	50	5.6	28	1	21	17	1	8	105	11.7
44	Haas, Isaac	9	6	132	14.7	37	62	.597	0	0	.000	13	35	.371	14	22	36	4.0	27	1	2	18	5	1	87	9.7
20	Hammons, A.J.	9	3	201	22.3	35	77	.455	0	1	.000	16	23	.696	21	29	50	5.6	27	1	5	19	23	2	86	9.6
21	Stephens, Kendall	9	7	199	22.1	23	74	.311	15	51	.294	14	15	.933	2	28	30	3.3	18	0	19	11	2	6	75	8.3
35	Davis, Rapheal	9	9	271	30.1	29	61	.475	2	11	.182	8	12	.667	13	24	37	4.1	16	0	20	14	1	8	68	7.6
12	Edwards, Vince	9	8	260	28.9	28	69	.406	9	26	.346	3	4	.750	19	25	44	4.9	28	1	24	16	3	1	68	7.6
1	Scott, Bryson	8	0	74	9.3	13	32	.406	0	4	.000	16	19	.842	2	10	12	1.5	7	0	10	8	1	6	42	5.3
3	Thompson, P.J.	9	0	144	16.0	10	28	.357	5	19	.263	0	0	.000	2	3	5	0.6	16	0	5	4	1	4	25	2.8
5	Smotherman, Basil	9	1	94	10.4	10	18	.556	1	3	.333	1	2	.500	1	6	7	0.8	10	0	6	2	1	3	22	2.4
31	Mathias, Dakota	9	2	154	17.1	6	34	.176	5	21	.238	2	2	1.000	1	9	10	1.1	17	0	11	11	1	4	19	2.1
23	Taylor, Jacquiel	1	0	7	7.0	0	1	.000	0	1	.000	0	0	.000	0	2	2	2.0	0	0	0	1	1	0	0	0.0
TM	TEAM														21	13	34	3.8	0				3		0	
TOTAL		9				231	526	.439	47	153	.307	88	136	.647	110	207	317	35.2	194	4	123	124	40	43	597	66.3
OPPONENTS		9				226	487	.464	67	155	.432	165	233	.708	85	201	286	31.8	149	3	130	93	33	71	684	76.0

2014-15 Individual Superlatives

Category	Purdue	Opponent
Points	26 by Vince Edwards vs. IUPUI (11-16-14)	37 by D.J. Newbill, Penn State (1-17-15)
Points (Half)	19 (1st) by Vince Edwards vs. IUPUI (11-16-14)	22 (1st) by Jerome Hill, Gardner-Webb (12-22-14)
Field Goals Made	11 by Vince Edwards vs. IUPUI (11-16-14)	13 by D.J. Newbill, Penn State (1-17-15)
Field Goal Attempts	16 by Kendall Stephens vs. Penn State (1-17-15) 16 by Vince Edwards vs. IUPUI (11-16-14)	23 by D.J. Newbill, Penn State (1-17-15)
Field Goal Percentage (min. 6 made)	.778 (7-9) by A.J. Hammons vs. Northwestern (1-31-15) .778 (7-9) by Jon Octeus vs. Wisconsin (1-7-15) .778 (7-9) by Vince Edwards vs. BYU (11-26-14)	.692 (9-13) by Riley LaChance, Vanderbilt (12-13-14)
Three-Pointers Made	6 by Kendall Stephens vs. Penn State (1-17-15) 6 by Kendall Stephens vs. Arkansas State (12-10-14) 6 by Kendall Stephens vs. IUPUI (11-16-14)	5 by Tyler Strange, Gardner-Webb (12-22-14) 5 by Dallas Moore, North Florida (12-6-14) 5 by Marcus Foster, Kansas State (11-24-14)
Three-Point Attempts	12 by Kendall Stephens vs. Penn State (1-17-15)	11 by Chase Fischer, BYU (11-26-14)
Three-Point Percentage (min. 4 made)	.857 (6-7) by Kendall Stephens vs. Arkansas State (12-10-14)	.833 (5-6) by Tyler Strange, Gardner-Webb (12-22-14)
Free Throws Made	14 by Rapheal Davis vs. Missouri (11-25-14)	13 by Tyler Haws, BYU (11-26-14)
Free Throw Attempts	18 by Rapheal Davis vs. Missouri (11-25-14)	14 by Frank Kaminsky, Wisconsin (1-7-15) 14 by Tyler Haws, BYU (11-26-14)
Free Throw Percentage (min. 8 made)	1.000 (10-10) by Rapheal Davis vs. Minnesota (12-31-14) 1.000 (8-8) by Rapheal Davis vs. Indiana (1-28-15)	1.000 (8-8) by Melo Trimble, Maryland (1-10-15)
Offensive Rebounds	7 by Vince Edwards vs. North Carolina State (12-2-14)	11 by Gabriel Olaseni, Iowa (1-25-14)
Defensive Rebounds	10 by A.J. Hammons vs. Michigan (1-3-15)	13 by Pat Connaughton, Notre Dame (12-20-14)
Total Rebounds	12 by A.J. Hammons vs. Penn State (1-17-15) 12 by A.J. Hammons vs. Michigan (1-3-15) 12 by Rapheal Davis vs. Gardner-Webb (12-22-14) 12 by A.J. Hammons vs. IPFW (12-8-14)	16 by Gabriel Olaseni, Iowa (1-25-14)
Assists	7 by Jon Octeus vs. Penn State (1-17-15)	10 by Tyler Strange, Gardner-Webb (12-22-14)
Blocked Shots	8 by A.J. Hammons vs. Indiana (1-28-15)	5 by Nnanna Egwu, Illinois (1-21-15)
Steals	4 by Jon Octeus vs. Penn State (1-17-15)	6 by Kyle Collinsworth, BYU (11-26-14)
Minutes	41 by Jon Octeus vs. Penn State (1-17-15) 41 by Vince Edwards vs. BYU (11-26-14)	42 by D.J. Newbill, Penn State (1-17-15)

2014-15 Team Superlatives

Category	Purdue	Opponent
Points	87, Two Times	94 by Notre Dame (12-20-14)
Low	55 vs. Wisconsin (1-7-15)	30 by Grambling (11-20-14)
Points (Half)	55 (2nd) vs. Kansas State (11-24-14)	51 (2nd) by Gardner-Webb (12-22-14)
Low	24, Two Times	15, Two Times
Field Goals Made	32 vs. Gardner-Webb (12-22-14)	33 by Notre Dame (12-20-14)
Low	19 vs. Ohio State (2-4-14)	11 by Grambling (11-20-14)
Field Goal Attempts	74 vs. North Florida (12-6-14)	66 by Samford (11-14-14)
Low	45, Two Times	39 by Wisconsin (1-7-15)
Field Goal Percentage	.587 (27-46) vs. Indiana (1-28-15)	.583 (28-48) by Vanderbilt (12-13-14)
Low	.368 (21-57) vs. Maryland (1-10-15)	.227 (15-66) by Samford (11-14-14)
Field Goal Percentage (Half)	.667 (16-24; 1st) vs. Samford (11-14-14)	.640 (16-25; 2nd) by Gardner-Webb (12-22-14)
Low	.296 (8-27; 1st) vs. Maryland (1-10-15)	.182 (4-22; 2nd) by Michigan (1-3-15)
Three-Pointers Made	11 vs. Minnesota (2-7-15)	14 by Gardner-Webb (12-22-14)
Low	2, Two Times	2 by Arkansas State (12-10-14)
Three-Point Attempts	26 vs. Minnesota (2-7-15)	25 by Gardner-Webb (12-22-14)
Low	5 vs. Wisconsin (1-7-15)	10 by Illinois (1-21-15)
Three-Point Percentage	.477 (8-17) vs. IUPUI (11-16-14)	.643 (9-14) by Vanderbilt (12-13-14)
Low	.200 (4-20) vs. Iowa (1-25-14)	.143 (2-14) by Arkansas State (12-10-14)
Free Throws Made	33 vs. Missouri (11-25-14)	27 by Maryland (1-10-15)
Low	3 vs. Minnesota (2-7-15)	4 by Grambling (11-20-14)
Free Throw Attempts	43 vs. Missouri (11-25-14)	32 by BYU (11-26-14)
Low	5 vs. Minnesota (2-7-15)	9 by Ohio State (2-4-14)
Free Throw Percentage	.815 (22-27) vs. Minnesota (12-31-14)	.875 (21-24) by Illinois (1-21-15)
Low	.429 (3-7) vs. Wisconsin (1-7-15)	.333 (4-12) by Grambling (11-20-14)
Personal Fouls	25 vs. Maryland (1-10-15)	32 by IUPUI (11-16-14)
Low	12, Two Times	12, Two Times
Total Rebounds	50 vs. North Florida (12-6-14)	46 by Iowa (1-24-15)
Low	26 vs. Wisconsin (1-7-15)	21 by Wisconsin (1-7-15)
Rebound Margin	+22 (44-22) vs. Michigan (1-3-15)	+15 (46-31) by Iowa (1-24-15)
Assists	24 vs. Grambling (11-20-14)	21 by Gardner-Webb (12-22-14)
Low	7 vs. Vanderbilt (12-13-14)	4 by Grambling (11-20-14)
Turnovers	23 vs. Minnesota (2-7-15)	27 by Grambling (11-20-14)
Low	6 vs. Iowa (1-24-15)	7 by Notre Dame (12-20-14)
Turnover Margin	+14 (13-27) vs. Grambling (11-20-14)	+15 (8-23) by Minnesota (2-7-15)
Blocked Shots	10, Two Times	7 by BYU (11-26-14)
Low	0 vs. Wisconsin (1-7-15)	0, Two Times
Steals	11 vs. Grambling (11-20-14)	17 by Minnesota (2-7-15)
Low	3, Six Times	1 by Grambling (11-20-14)
Pts. / Possession	1.28, Two Times	1.27 by Kansas State (11-24-14)
Low	0.85 vs. Notre Dame (12-20-14)	0.44 by Grambling (11-20-14)

2014-15 Miscellaneous Single-Game Information

Date	Opponent	Biggest Lead		Lead Chang.	Ties	[---Time In the Lead---]			Biggest Run		Paint	Off TO	2nd-ch.	Fast B.	Bench	Fr.	So.	Jr.	Sr.
		PU	Opp.			PU	Opp.	Tied	PU	Opp.									
N14	Samford	43	1	2	0	38:40	0:19	1:01	19	6	32-10	13-5	12-11	8-2	35-17	37	19	20	4
N16	IUPUI	20	0	0	0	39:45	0:00	0:15	12	7	34-20	24-17	12-8	10-6	13-44	34	29	8	6
N20	Grambling	52	0	0	0	39:46	0:00	0:14	13	5	44-12	41-4	15-4	8-2	52-15	39	21	15	7
N24	Kansas State	2	20	4	5	1:45	32:55	4:48	6	11	32-36	9-22	12-12	4-12	36-29	31	30	6	12
N25	Missouri	34	0	0	0	39:01	0:00	0:59	10	6	30-20	23-12	15-10	14-4	25-27	25	15	34	8
N26	BYU	8	4	11	12	26:13	13:13	5:34	11	7	38-28	9-17	7-16	2-14	20-27	43	6	30	8
D2	North Carolina State	9	2	9	8	29:28	3:17	6:40	9	7	22-18	9-18	22-14	0-5	23-25	39	9	18	0
D6	North Florida	13	6	4	1	32:19	6:19	1:22	11	13	40-28	15-15	16-18	0-4	25-17	26	14	21	9
D8	IPFW	21	3	1	0	37:19	1:44	0:57	15	8	36-18	11-13	11-5	4-6	32-5	24	13	20	6
D10	Arkansas State	41	0	0	0	39:34	0:00	0:26	11	4	38-24	15-5	13-9	8-2	47-15	28	31	19	9
D13	Vanderbilt	1	22	6	1	1:09	37:21	1:30	6	10	36-24	21-14	13-12	13-6	30-31	22	25	20	4
D20	Notre Dame	8	32	7	6	7:09	28:31	4:20	9	11	38-42	4-22	2-7	7-12	26-22	19	18	15	11
D22	Gardner-Webb	13	18	1	1	18:56	19:43	1:21	10	10	54-32	20-22	21-12	6-4	38-11	27	19	25	13
D31	Minnesota	7	13	3	5	4:55	31:22	3:43	10	9	32-18	15-16	12-8	6-6	19-14	14	19	29	10
J3	Michigan	14	10	5	4	20:29	17:12	2:19	9	6	32-6	11-11	11-6	2-2	18-23	19	8	24	13
J7	Wisconsin	5	7	8	5	14:14	23:21	2:25	6	6	38-26	8-17	6-6	2-4	14-0	18	7	15	15
J10	Maryland	3	9	4	3	1:07	37:25	1:28	9	8	26-20	13-16	14-4	4-5	12-28	17	15	18	10
J17	Penn State	9	9	11	11	11:22	28:20	5:18	11	10	30-28	18-19	19-10	4-8	28-14	23	22	26	13
J21	Illinois	9	9	11	7	19:48	16:26	3:46	8	8	32-22	9-13	11-12	4-6	16-2	21	0	22	14
J24	Iowa	12	8	7	3	32:54	5:32	1:34	9	8	38-24	7-11	9-18	6-0	23-22	16	13	37	1
J28	Indiana	20	0	0	0	39:10	0:00	0:50	10	7	46-38	17-14	6-17	12-8	31-14	23	24	30	6
J31	Northwestern	16	3	8	8	30:01	4:27	5:32	11	6	32-22	14-8	10-10	2-9	16-12	17	6	31	14
F4	Ohio State	9	3	12	5	32:02	4:58	3:00	10	7	28-26	11-17	12-17	9-6	9-15	12	7	27	14
F7	Minnesota	4	15	5	5	6:12	28:27	5:31	10	14	20-22	11-29	6-7	2-6	24-10	18	11	12	17
F12	Rutgers																		
F15	Nebraska																		
F19	Indiana																		
F26	Rutgers																		
M1	Ohio State																		
M4	Michigan State																		
M7	Illinois																		
M11	Big Ten Tournament																		
PURDUE TOTALS		52							19										
PURDUE AVERAGES											34.5	14.5	12.0	5.7	25.5	24.7	15.9	21.8	9.3
OPPONENT TOTALS		32							13		564	357	253	139	439				
OPPONENT AVERAGES											23.5	14.9	10.5	5.8	18.3				

2014-15 Points-Rebounds-Assists

Date	Opponent	#0	#1	#2	#3	#5	#11	#12	#20	#21	#23	#24	#30	#31	#35	#44
		Octeus	Scott	McKee.	Thomps.	Smother.	Toyra	Edwards	Hamm.	Steph.	Taylor	Brown	Beshe.	Mathias	Davis	Haas
N14	Samford	4-4-2	7-1-1	0-0-0	0-0-3	2-5-2	2-1-0	13-8-2	5-3-3	10-2-1	7-3-0	0-0-0	DNP	6-4-3	13-2-3	11-8-1
N16	IUPUI	6-3-4	5-2-0	DNP	0-1-1	0-0-0	DNP	26-8-0	6-4-2	24-4-1	0-2-0	DNP	DNP	2-0-4	2-1-2	6-1-0
N20	Grambling	7-2-2	8-1-2	0-0-0	6-2-4	4-6-5	0-0-0	2-6-3	6-7-0	6-0-2	5-2-2	3-2-0	DNP	9-5-0	9-1-2	17-6-2
N24	Kansas State	12-2-6	6-1-2	DNP	3-1-0	3-0-1	DNP	4-4-1	6-2-1	21-3-3	0-2-0	DNP	DNP	5-0-2	0-2-3	19-6-0
N25	Missouri	8-6-4	2-0-1	0-0-0	7-1-2	4-3-1	0-0-0	6-5-2	12-6-0	9-3-0	0-3-0	DNP	DNP	6-1-1	22-3-0	6-8-1
N26	BYU	8-4-3	2-0-2	DNP	4-1-1	0-0-2	DNP	25-9-2	12-4-1	4-5-1	DNP	DNP	DNP	2-2-1	18-4-1	12-2-0
D2	North Carolina State	0-4-1	DNP	DNP	3-3-4	0-0-0	DNP	16-9-2	15-5-0	9-2-2	DNP	DNP	DNP	7-2-1	3-4-6	13-7-0
D6	North Florida	9-10-2	2-3-4	DNP	7-2-1	2-2-2	DNP	5-7-2	16-7-1	10-4-4	DNP	DNP	DNP	0-3-0	5-2-2	14-6-0
D8	IPFW	6-9-3	0-2-2	DNP	2-2-2	0-0-0	DNP	6-4-4	13-12-1	13-2-2	DNP	DNP	DNP	6-1-2	7-1-2	10-5-0
D10	Arkansas State	9-1-1	8-3-4	0-0-0	5-2-2	3-4-0	0-1-0	6-5-5	10-5-2	18-1-2	1-0-0	2-3-0	DNP	10-3-0	9-3-4	6-5-1
D13	Vanderbilt	4-3-1	10-2-2	DNP	0-0-0	4-1-0	DNP	9-3-1	5-5-0	11-3-1	DNP	DNP	DNP	0-0-1	15-3-1	13-7-0
D20	Notre Dame	11-5-1	11-3-1	DNP	0-0-1	4-2-1	DNP	9-7-1	11-2-2	3-3-2	DNP	DNP	DNP	0-1-0	4-2-4	10-3-1
D22	Gardner-Webb	13-3-2	13-3-1	DNP	7-2-2	6-0-1	DNP	8-4-4	12-7-1	0-4-0	DNP	DNP	DNP	0-0-1	13-12-1	12-4-1
D31	Minnesota	10-4-4	0-4-1	DNP	0-1-0	0-2-0	DNP	8-4-3	11-9-2	19-2-4	DNP	DNP	DNP	0-0-2	18-2-4	6-3-0
J3	Michigan	13-8-2	DNP	DNP	0-2-1	0-0-0	DNP	16-6-2	15-12-0	8-4-1	DNP	DNP	DNP	3-3-0	7-6-6	0-1-0
J7	Wisconsin	15-8-1	DNP	DNP	0-0-0	0-0-0	DNP	4-5-4	11-4-0	7-1-2	DNP	DNP	DNP	3-1-1	4-1-2	11-1-0
J10	Maryland	10-6-3	0-0-0	DNP	3-0-1	1-0-0	DNP	6-3-2	6-6-0	14-7-3	DNP	DNP	DNP	2-1-1	12-4-3	6-7-0
J17	Penn State	13-4-7	0-0-1	DNP	0-0-0	0-1-0	DNP	11-1-2	21-12-0	22-4-3	DNP	DNP	DNP	7-0-4	5-5-1	5-1-0
J21	Illinois	14-6-2	0-0-0	DNP	2-0-0	0-0-0	DNP	11-5-6	8-7-0	0-2-1	DNP	DNP	DNP	6-2-1	14-6-2	2-2-0
J24	Iowa	1-5-3	DNP	DNP	0-0-2	13-6-1	DNP	4-1-4	13-3-2	0-0-4	DNP	XXXXX	DNP	2-5-2	24-4-1	10-4-0
J28	Indiana	6-2-3	11-6-2	0-0-0	3-1-0	8-4-1	0-0-0	9-5-3	11-3-1	5-2-0	DNP	XXXXX	0-0-0	7-3-0	19-5-2	4-0-1
J31	Northwestern	14-7-2	0-1-0	DNP	DNP	2-1-0	DNP	7-5-4	16-9-2	4-0-1	DNP	XXXXX	DNP	0-1-2	15-7-4	10-1-1
F4	Ohio State	14-7-1	1-1-0	DNP	DNP	2-2-2	DNP	4-1-3	7-7-2	4-0-0	DNP	XXXXX	DNP	6-2-1	20-6-1	2-5-0
F7	Minnesota	17-7-3	0-0-0	DNP	3-0-0	2-2-1	DNP	12-6-3	11-10-0	9-3-3	DNP	XXXXX	DNP	3-2-4	1-5-2	0-0-0
F12	Rutgers															
F15	Nebraska															
F19	Indiana															
F26	Rutgers															
M1	Ohio State															
M4	Michigan State															
M7	Illinois															
M11	Big Ten Tournament															

Individual Production

10+ Points	2015	Career
A.J. Hammons	16 (11-5)	53 (27-26)
Isaac Haas	13 (7-6)	13 (7-6)
Rapheal Davis	12 (8-4)	26 (14-12)
Jon Octeus	12 (6-6)	12 (6-6)
Kendall Stephens	10 (6-4)	21 (11-10)
Vince Edwards	8 (6-2)	8 (6-2)
Bryson Scott	4 (1-3)	14 (5-9)
Basil Smotherman	1 (1-0)	4 (4-0)
Dakota Mathias	1 (1-0)	1 (1-0)

20+ Points	2015	Career
Rapheal Davis	3 (3-0)	4 (3-1)
Kendall Stephens	3 (2-1)	3 (2-1)
Vince Edwards	2 (2-0)	2 (2-0)
A.J. Hammons	1 (1-0)	5 (2-3)

30+ Points	2015	Career
A.J. Hammons	0	1 (0-1)

10+ Rebounds	2015	Career
A.J. Hammons	4 (3-1)	16 (8-8)
Rapheal Davis	1 (0-1)	2 (0-2)
Jon Octeus	1 (0-1)	1 (0-1)
Bryson Scott	0	1 (0-1)

Double-Doubles	2015	Career
A.J. Hammons	4 (3-1)	13 (6-7)
Rapheal Davis	1 (0-1)	2 (0-2)
Bryson Scott	0	1 (0-1)
Basil Smotherman	0	1 (1-0)

Statsheet Stuffer	2015	Career
A.J. Hammons	4 (2-2)	12 (7-5)
Vince Edwards	2 (1-1)	1 (1-1)
Rapheal Davis	1 (1-0)	2 (2-0)
Kendall Stephens	0	1 (0-1)

► *At least five in three categories (pt, reb, ast, stl, blk).*

Consecutive 10+ Point Games

Jon Octeus	3
A.J. Hammons	1
Vince Edwards	1

Consecutive Games With a 3-Pointer

Kendall Stephens	4
Dakota Mathias	2
Vince Edwards	1
Jon Octeus	1
P.J. Thompson	1

Consecutive Free Throws Made

Dakota Mathias	7
Vince Edwards	5
A.J. Hammons	2
Bryson Scott	1
Kendall Stephens	1
Stephen Toyra	1

Opening Tips	Won	Lost
A.J. Hammons	9 (8-1)	4 (2-2)
Isaac Haas	5 (3-2)	6 (2-4)
Team Totals	14 (11-3)	10 (4-6)

Dunks	2015	Career
A.J. Hammons	15	68
Isaac Haas	9	9
Basil Smotherman	4	13
Rapheal Davis	4	7
Jon Octeus	4	4
Jacquil Taylor	2	2
Vince Edwards	2	2
Purdue Totals	40	

And-Ones	Chances	Pct.
Isaac Haas	5-15	.333
Vince Edwards	4-8	.500
A.J. Hammons	6-9	.667
Rapheal Davis	5-6	.833
Jon Octeus	4-5	.800
Bryson Scott	2-3	.667
Kendall Stephens	1-1	1.000
Purdue Totals	27-47	.574

Charges Taken	2015	Career
Basil Smotherman	4	6
Rapheal Davis	3	6
Vince Edwards	3	3
P.J. Thompson	2	2
A.J. Hammons	1	1
Dakota Mathias	1	1
Jon Octeus	1	1
Stephen Toyra	0	2
Bryson Scott	0	1
Kendall Stephens	0	1

First Sub	2015	Career
A.J. Hammons	9	18
Isaac Haas	8	8
Kendall Stephens	5	10
Dakota Mathias	5	5
Bryson Scott	2	9
Vince Edwards	2	2
P.J. Thompson	2	2
Basil Smotherman	1	5
Rapheal Davis	0	10
Stephen Toyra	0	1

First Points	2P	3P	FT	Tot.
Vince Edwards	5	1		6
Isaac Haas	5			5
A.J. Hammons	3			3
Jon Octeus	3			3
Rapheal Davis	1	1	1	3
Kendall Stephens		2		2
Basil Smotherman	1			1
Dakota Mathias		1		1

Points Leader	2015	Career
Rapheal Davis	8 (5-3)	12 (6-6)
Kendall Stephens	6 (4-2)	8 (4-4)
Vince Edwards	5 (5-0)	5 (5-0)
Jon Octeus	5 (0-5)	5 (0-5)
A.J. Hammons	4 (2-2)	20 (8-12)
Bryson Scott	2 (0-2)	7 (3-4)
Isaac Haas	1 (1-0)	1 (1-0)

Rebounds Leader	2015	Career
A.J. Hammons	11 (9-2)	39 (21-18)
Vince Edwards	6 (5-1)	6 (5-1)
Isaac Haas	6 (3-3)	6 (3-3)
Jon Octeus	3 (1-2)	3 (1-2)
Rapheal Davis	1 (0-1)	11 (4-7)
Bryson Scott	1 (1-0)	4 (2-2)
Basil Smotherman	1 (1-0)	3 (2-1)
Kendall Stephens	1 (0-1)	1 (0-1)

Assists Leader	2015	Career
Vince Edwards	9 (6-3)	9 (6-3)
Jon Octeus	8 (6-2)	8 (6-2)
Rapheal Davis	7 (5-2)	8 (6-2)
Kendall Stephens	4 (2-2)	6 (3-3)
Dakota Mathias	3 (2-1)	3 (2-1)
Bryson Scott	2 (0-2)	7 (3-4)
A.J. Hammons	1 (1-0)	1 (1-0)
Basil Smotherman	1 (1-0)	1 (1-0)
P.J. Thompson	1 (1-0)	1 (1-0)

► 2014-15 STARTING LINEUP INFORMATION (7)

Guard	Guard	G / F	Forward	F / C	Games	Record
Octeus	Stephens	Davis	Edwards	Hammons	1, 2, 3, 4, 5, 6, 7, 8	6-2
Octeus	Stephens	Davis	Edwards	Haas	12, 13, 15, 16, 17, 18, 19	2-5
Octeus	Mathias	Davis	Edwards	Haas	10, 11	1-1
Octeus	Thompson	Davis	Edwards	Haas	9	1-0
Octeus	Scott	Stephens	Davis	Haas	14	1-0
Octeus	Mathias	Davis	Edwards	Hammons	20, 21, 22, 23	4-0
Octeus	Mathias	Davis	Smotherman	Hammons	24	0-1

Start Chart

Player	12	13	14	15	Tot.	Cons.	Record as Starter	Last Non-Start / Start
A.J. Hammons	27	25	13	65	5		33-32	Jan. 21, 2015 vs. Illinois (Non-Start)
Rapheal Davis	17	15	24	56	30		28-28	Feb. 20, 2014 vs. Michigan State (Non-Start)
Kendall Stephens		16	16	32			16-16	Jan. 21, 2015 vs. Illinois (Start)
Jon Octeus			24	24	24		15-9	March 23, 2013 vs. Louisville (Non-Start)
Vince Edwards			22	22			14-8	Feb. 7, 2015 vs. Minnesota (Start)
Basil Smotherman			16	1	16	17	9-8	Feb. 4, 2015 vs. Ohio State (Non-Start)
Isaac Haas			11	11			5-6	Jan. 21, 2015 vs. Illinois (Start)
Dakota Mathias			7	7	5		5-2	Jan. 21, 2015 vs. Illinois (Non-Start)
Bryson Scott		2	1	3			3-0	Dec. 31, 2014 vs. Minnesota (Start)
P.J. Thompson			1	1			1-0	Dec. 10, 2014 vs. Arkansas State (Start)

**PURDUE'S RECORD WHEN...**

Category	2014-15	Painter	Str.
All Games	15-9	206-121	L-1
At Home	11-3	134-31	W-3
On Road	2-4	41-59	L-1
At Neutral Sites	2-2	31-31	L-1
vs. Big Ten Foes	7-4	102-81	L-1
Big Ten Regular-Season	7-4	96-73	L-1
Big Ten Tournament		6-8	L-3
At Home	5-1	61-24	W-3
On Road	2-3	35-49	L-1
At Neutral Site		6-8	L-3
vs. Non-Conference Foes	8-5	104-40	L-3
At Home	6-2	73-7	L-1
On Road	0-1	6-11	L-1
At Neutral Site	2-2	25-21	L-1
vs. Ranked Opponent	3-3	28-58	W-3
vs. Unranked Opponent	12-6	177-63	L-1
In Overtime	2-0	6-7	W-2
Leading at Halftime	11-2	167-30	L-1
Trailing at Halftime	4-5	30-84	W-1
Tied at Halftime	0-2	8-8	L-2
Games Decided by 1-9 Pts.	7-7	74-63	L-1
3 Points or Less	2-1	26-21	W-1
4-6 Points	3-2	19-14	L-1
7-9 Points	2-4	29-28	W-1
Games Decided by 10+ Pts.	8-2	132-58	W-2
10-19 Points	2-1	74-45	W-2
20-Plus Points	6-1	58-13	L-1
Purdue Shoots 48% or Better	6-2	82-11	W-2
Purdue Shoots Less Than 48%	9-7	124-110	L-1
Opp. Shoots 48% or Better	0-4	13-52	L-9
Opp. Shoots Less Than 48%	15-5	193-69	L-1
Purdue Shoots Better Than Opp.	14-4	170-27	L-1
Opp. Shoots Better / Equal %	1-5	36-94	L-5
Purdue Outrebounds Opp.	13-6	142-43	L-1
Opp. Outreb. / Equals Purdue	2-3	64-78	W-2
Purdue Has More FT Attempts	13-0	146-23	W-13
Opp. Has More / Equal FT Att.	2-9	60-98	L-1
Purdue Makes 10+ 3-Ptrs.	1-1	28-7	L-1
Purdue Makes 5-9 3-Ptrs.	8-3	138-60	L-2
Purdue Makes 0-4 3-Ptrs.	6-5	40-54	W-4
Opp. Makes 10+ 3-Ptrs.	0-2	8-17	L-4
Opp. Makes 5-9 3-Ptrs.	8-5	113-75	L-1
Opp. Makes 0-4 3-Ptrs.	7-2	85-29	W-3
Purdue Has 0-9 Turnovers	2-0	54-25	W-2
Purdue Has 10-15 Turnovers	9-7	115-62	W-2
Purdue Has 16+ Turnovers	4-2	37-34	L-1
Opp. Has 0-9 Turnovers	3-5	23-39	L-1
Opp. Has 10-15 Turnovers	8-4	92-60	W-2
Opp. Has 16+ Turnovers	4-0	91-22	W-4
Purdue Has Fewer TOs	7-3	142-47	W-3
Purdue Has More / Equal TOs	8-6	64-74	L-1
Purdue Wins Reb. & TO Margin	6-3	84-8	W-2
Purdue Scores 0-49 Pts.		1-8	L-6
Purdue Scores 50-59 Pts.	0-3	7-35	L-9
Purdue Scores 60-69 Pts.	6-2	71-50	W-3
Purdue Scores 70-79 Pts.	2-3	73-21	W-1
Purdue Scores 80-89 Pts.	7-1	43-7	W-2
Purdue Scores 90+ Pts.		11-0	W-73
Opp. Scores 0-49 Pts.	4-0	36-1	W-7
Opp. Scores 50-59 Pts.	3-0	64-3	W-6
Opp. Scores 60-69 Pts.	6-4	79-40	L-1
Opp. Scores 70-79 Pts.	1-1	25-45	W-1
Opp. Scores 80-89 Pts.	1-3	1-25	L-2
Opp. Scores 90+ Pts.	0-1	1-7	L-4
0-1 Player in Double Figures	1-0	3-5	W-1
2 Players in Double Figures	3-0	41-35	W-3
3 Players in Double Figures	5-6	84-60	L-1
4 Players in Double Figures	6-2	62-15	W-4
5+ Players in Double Figures	0-1	16-6	L-3
In November	5-1	45-13	W-2
In December	4-4	54-21	W-1
In January	5-3	44-35	W-3
In February	1-1	40-36	L-1
In March		23-26	L-5
On Sunday	1-0	28-17	W-1
On Monday	1-2	7-4	L-1
On Tuesday	2-0	34-17	W-2
On Wednesday	5-2	43-23	W-2
On Thursday	1-0	11-14	W-1
On Friday	1-0	19-9	W-1
On Saturday	4-5	64-37	L-1

P THE LAST TIME THAT

Individual - Scoring

Scored 20 Points: 20 by Rapheal Davis vs. [20] Ohio State (2-4-15)
Scored 30 Points: 32 by Terone Johnson vs. [7] Michigan (3-6-13)
Scored 40 Points: 44 by Glenn Robinson vs. [13] Kansas (3-24-94)
Scored 50 Points: 61 by Rick Mount vs. Iowa (2-28-70)
Two Players Had 20 Points: 22 by Kendall Stephens; 21 by A.J. Hammons vs. Penn State (1-17-15)
Two Players Had 25 Points: 26 by E'Twaun Moore, 25 by JaJuan Johnson vs. Oakland (11-21-10)
Two Players Had 30 Points: 40 by Rick Mount, 31 by Billy Keller vs. Indiana (3-8-69)
Three Players Had 20 Points: 29 by Mike Robinson, 25 by Brad Miller, 24 by Brian Cardinal vs. Louisiana-Monroe (11-20-97)
Four Players Had 15 Points: 18 by Robbie Hummel, 18 by E'Twaun Moore, 16 by JaJuan Johnson, 15 by Chris Kramer vs. Minnesota (1-5-10)
Purdue / Opposing Player Had 30 Points: 35 by Robbie Hummel, 32 by Evan Turner; Ohio State (1-12-10)
Scored in Double Figures in 10 Straight Games: 13 by Ronnie Johnson (3-9-13 to 12-4-13)
Scored in Double Figures in 20 Straight Games: 43 by JaJuan Johnson (2-24-10 to 3-20-11)
Scored in Double Figures in 30 Straight Games: 43 by JaJuan Johnson (2-24-10 to 3-20-11)
Scored in Double Figures in 40 Straight Games: 43 by JaJuan Johnson (2-24-10 to 3-20-11)
Scored in Double Figures in 50 Straight Games: 55 by Glenn Robinson (12-29-92 to 3-26-94)

Individual - Double-Doubles

Double-Double: 11 p, 10 r by A.J. Hammons vs. Minnesota (2-7-15)
Triple-Double: 16 p, 16 r, 11 b by Joe Barry Carroll vs. Arizona (12-10-77)
20-10 Game: 21 p, 12 r by A.J. Hammons vs. Penn State (1-17-15)
30-10 Game: 35 p, 10 r by Robbie Hummel vs. Ohio State (1-12-10)
Back-to-Back 20-10 Games: JaJuan Johnson -- 25 p, 11 r vs. Oakland (11-21-10); 21 p, 11 r vs. Austin Peay (11-23-10)
Double-Double in Points and Rebounds: 11 p, 10 r by A.J. Hammons vs. Minnesota (2-7-15)
Double-Double in Points and Assists: 10 p, 10 a by Lewis Jackson vs. [7] Ohio State (3-9-12)
Double-Double in Two Consecutive Games: 2 by A.J. Hammons (3-2-14 to 3-5-14)
Double-Double in Three Consecutive Games: 3 by Carl Landry (2-28-07 to 3-9-07)
Double-Double in Four Consecutive Games: 4 by Glenn Robinson (12-21-93 to 1-5-94)
Double-Double in Five Consecutive Games: 5 by John Garrett (1-2-75 to 1-13-75)
Two Players Recorded Double-Doubles: 10 p, 10 r by Donnie Hale; 15 p, 12 r by A.J. Hammons vs. Penn State (2-5-13)
Three Players Recorded Double-Doubles: 3 vs. Miami, Ohio (12-21-77)

Individual - Field Goals

Made 12 FGs in a Game: 12 by Terone Johnson vs. [7] Michigan (3-6-13)
Made 13 FGs in a Game: 13 by E'Twaun Moore vs. [2] Ohio State (2-20-11)
Made 14 FGs in a Game: 15 by Glenn Robinson vs. [13] Kansas (3-24-94)
Made 15 FGs in a Game: 15 by Glenn Robinson vs. [13] Kansas (3-24-94)
Attempted 20 FGs in a Game: 22 by Terone Johnson vs. Santa Clara (3-25-13); 21 by Ronnie Johnson vs. Santa Clara (3-25-13)
Attempted 21 FGs in a Game: 22 by Terone Johnson vs. Santa Clara (3-25-13); 21 by Ronnie Johnson vs. Santa Clara (3-25-13)
Attempted 22 FGs in a Game: 22 by Terone Johnson vs. Santa Clara (3-25-13)
Attempted 23 FGs in a Game: 23 by JaJuan Johnson vs. Iowa (3-5-11)
Attempted 24 FGs in a Game: 24 by JaJuan Johnson vs. Virginia Tech (12-1-10)
Attempted 25 FGs in a Game: 25 by Chad Austin vs. Penn State (2-21-98)
Attempted 30 FGs in a Game: 33 by Glenn Robinson vs. [13] Kansas (3-24-94)

Individual - Three-Pointers

Made 6 3-pointers in a Game: 6 by Kendall Stephens vs. Penn State (1-17-15)
Made 7 3-pointers in a Game: 7 by D.J. Byrd vs. [3] Ohio State (2-7-12)
Made 8 3-pointers in a Game: 8 by Ryne Smith vs. High Point (11-14-11)
Made 9 3-pointers in a Game: Never
Attempted 10 3-pointers in a Game: 12 by Kendall Stephens vs. Penn State (1-17-15)
Attempted 11 3-pointers in a Game: 12 by Kendall Stephens vs. Penn State (1-17-15)
Attempted 12 3-pointers in a Game: 12 by Kendall Stephens vs. Penn State (1-17-15)
Attempted 13 3-pointers in a Game: 15 by Ryne Smith vs. High Point (11-14-11)
Attempted 14 3-pointers in a Game: 15 by Ryne Smith vs. High Point (11-14-11)
Made a 3-pointer in 20 Straight Games: 22 by Kendall Stephens (2-5-14 to present)
Made two 3-pointers in 10 Straight Games: 11 by D.J. Byrd (12-15-12 to 1-27-13)
Made three 3-pointers in 5 Straight Games: 5 by E'Twaun Moore (2-27-08 to 3-14-08)

Individual - Free Throws

Made 12 free throws in a Game: 14 by Rapheal Davis vs. Missouri (11-25-14)
Made 13 free throws in a Game: 14 by Rapheal Davis vs. Missouri (11-25-14)
Made 14 free throws in a Game: 14 by Rapheal Davis vs. Missouri (11-25-14)
Made 15 free throws in a Game: 15 by Carl Landry vs. South Alabama (11-22-05)
Attempted 15 free throws in a Game: 18 by Rapheal Davis vs. Missouri (11-25-14)
Attempted 18 free throws in a Game: 18 by Rapheal Davis vs. Missouri (11-25-14)
Attempted 20 free throws in a Game: 21 by Brad Miller vs. Rhode Island (3-13-97)
Made all free throws (min. 10 attempts): 10-of-10 by Rapheal Davis vs. Minnesota (12-31-14)

Individual - Rebounds

Grabbed 15 Rebounds: 16 by A.J. Hammons vs. [3] Ohio State (12-31-13)
Grabbed 16 Rebounds: 16 by A.J. Hammons vs. [3] Ohio State (12-31-13)
Grabbed 17 Rebounds: 17 by JaJuan Johnson vs. Michigan State (2-27-11)
Grabbed 18 Rebounds: 18 by Brad Miller vs. Ohio State (2-5-97)
Grabbed 19 Rebounds: 20 by William Franklin vs. [20] Michigan (2-5-72)
Grabbed 20 Rebounds: 20 by William Franklin vs. [20] Michigan (2-5-72)
Grabbed 8 Offensive Rebounds: 9 by Ivan Kartelo vs. Chicago State (12-6-03)
Grabbed 12 Defensive Rebounds: 14 by JaJuan Johnson vs. Michigan State (2-27-11)
Grabbed 10-Plus Rebounds in Two Consecutive Games: 2 by A.J. Hammons (3-2-14 to 3-5-14)
Grabbed 10-Plus Rebounds in Three Consecutive Games: 3 by JaJuan Johnson (1-1-10 to 1-9-10)
Two Players Had 10 Rebounds: 2 vs. Minnesota (2-5-14); 14 by A.J. Hammons, 11 by Erick Peck

Individual - Assists

Dished Out 8 Assists: 8 by Ronnie Johnson vs. Minnesota (2-5-14)
Dished Out 9 Assists: 9 by Ronnie Johnson vs. Villanova (11-15-12)
Dished Out 10 Assists: 10 by Lewis Jackson vs. [7] Ohio State (3-9-12)
Dished Out 11 Assists: 12 by Austin Parkinson vs. Penn State (2-4-04)
Dished Out 12 Assists: 12 by Austin Parkinson vs. Penn State (2-4-04)
Dished Out 5-plus assists in five straight games: 6 by Lewis Jackson (2-12-12 to 3-4-12)
Dished Out 10-plus assists in two straight games: 2 by Carson Cunningham (12-18-00 to 12-22-00)

Individual - Blocked Shots

5 Blocks: 5 by A.J. Hammons vs. Minnesota (2-7-15)
6 Blocks: 7 by A.J. Hammons vs. [20] Ohio State (2-4-15)
7 Blocks: 7 by A.J. Hammons vs. [20] Ohio State (2-4-15)
8 Blocks: 8 by A.J. Hammons vs. [22] Indiana (1-28-15)
Blocked 5-Plus Shots in Two Straight Games: 2 (7 vs. Ohio State; 5 vs. Indiana) by A.J. Hammons (2-4-15 to present)

Individual - Steals

Grabbed 5 Steals: 5 by E'Twaun Moore vs. IPFW (12-21-10)
Grabbed 6 Steals: 6 by E'Twaun Moore vs. Arkansas-Pine Bluff (12-6-08)
Grabbed 7 Steals: 7 by Brian Cardinal vs. South Carolina (12-22-98)

Individual - Minutes

Freshman Played 40 Minutes: 41 by Vince Edwards vs. BYU (11-26-14)
Played Every Minute: 40 by JaJuan Johnson vs. Minnesota (1-29-11)
Played Every Minute of an Overtime Game: 45 by Bryant Dillon and Chris Lutz vs. Northwestern (1-25-06)
Freshman Played Every Minute of a Game: 45 by Chris Lutz vs. Northwestern (1-25-06)


P THE LAST TIME THAT**Individual - Fouls****Technical Foul - Player:** Ronnie Johnson vs. Penn State (2-2-14)**Technical Foul - Coach:** Matt Painter vs. Maryland (1-10-15)**Fouled Out:** Raphael Davis vs. [20] Ohio State (2-4-15)**Two Players Fouled Out:** 2; A.J. Hammons, Vince Edwards vs. North Florida (12-6-14)**Three Players Fouled Out:** 3 vs. Oklahoma State (11-28-13)**Four Players Fouled Out:** 4 vs. [4] North Carolina (12-29-86)**Team - Scoring****Won by 40 or More Points:** 41 (87-46) vs. Arkansas State (12-10-14)**Won by 40 or More Points (Big Ten):** 44 (120-76) vs. Indiana (3-8-69)**Lost by 20 or More Points:** 31 (63-94) vs. [21] Notre Dame (12-20-14)**Lost by 30 or More Points:** 31 (63-94) vs. [21] Notre Dame (12-20-14)**Scored 90 or More Points:** 109 vs. Central Connecticut State (11-13-13)**Scored 100 or More Points:** 109 vs. Central Connecticut State (11-13-13)**Scored 100 or More Points (Big Ten):** 107 (107-75) vs. Ohio State (2-7-98)**Scored 100 or More Points in Consecutive Games:** 111 (111-112) vs. Iowa (2-11-74); 107 (107-80) vs. Wisconsin (2-16-74)**Scored 90 or More Points and Lost:** 96 (96-104) vs. Iowa State (1-24-87)**Scored 100 or More Points and Lost:** 111 (111-112) vs. Iowa (2-11-74)**Scored 50 or Fewer Points:** 49 vs. Ohio State (2-8-14)**Scored 50 or Fewer Points in Consecutive Games:** 48 (48-62) vs. Minnesota (2-25-99); 46 vs. [3] Michigan State (2-28-99)**Scored 40 or Fewer Points:** 39 vs. Northwestern (2-11-04)**Scored 50 or Fewer Points and Won:** 49 (49-45) vs. Iowa (2-14-09)**Scored 60 Points in a Half:** 60 (2nd) vs. Penn State (3-2-02)**Scored 50 Points in Both Halves:** (54-55) vs. Central Connecticut State (11-13-13)**Scored 15 Points or Less in a Half:** 14 (1st) vs. Richmond (11-27-10)**Scored 20 Points or Less in a Half:** 16 (1st) vs. Iowa (2-27-13)**Allowed 90 or More Points:** 94 (63-94) vs. [21] Notre Dame (12-20-14)**Allowed 100 or More Points:** 101 (87-101) vs. [6] Kentucky (12-3-96)**Allowed 100 or More Points (Big Ten):** 106 (65-106) vs. [4] Indiana (1-28-92)**Allowed 50 or Fewer Points:** 46 (87-46) vs. Arkansas State (12-10-14)**Allowed 40 or Fewer Points:** 30 (82-30) vs. Grambling (11-20-14)**Allowed 60 Points in a Half:** 62 (2nd) by Michigan State (1-25-89)**Allowed 15 Points or Less in a Half:** 15 (2nd) by Grambling (11-20-14)**Allowed 20 Points or Less in a Half:** 18 (2nd) by Michigan (1-3-15)**Team - Shooting****Shot 30.0 Percent or Lower From the Field:** .276 (16-58) vs. Northwestern (1-21-14)**Shot 35.0 Percent or Lower From the Field and Won:** .319 (18-57) vs. Penn State (1-18-14)**Shot 50.0 Percent or Higher From the Field and Lost:** .510 (25-49) vs. [4] Wisconsin (1-7-15)**Shot 55.0 Percent From the Field:** .587 (27-46) vs. [22] Indiana (1-28-15)**Shot 55.0 Percent From the Field in Consecutive Games:** .585 (31-53) vs. Wofford (11-19-05); .580 (29-50) vs. South Alabama (11-22-05)**Shot 60.0 Percent From the Field:** .612 (30-49) vs. [22] Michigan 2-11-06)**Shot 65.0 Percent From the Field:** .650 (39-60) vs. Ohio State (2-7-98)**Shot 70.0 Percent From the Field:** .770 (47-61) vs. LIU Brooklyn (11-14-97)**Shot 25.0 Percent or Lower From the Field in a Half:** .192 (1st) vs. Northwestern (3-9-14)**Shot 70.0 Percent From the Field in a Half:** .714 (2nd) vs. Illinois (12-31-11)**Shot 75.0 Percent From the Field in a Half:** .821 (2nd) vs. LIU Brooklyn (11-14-97)**Shot 60.0 Percent From the Field in Both Halves:** (.640 / .636) vs. Minnesota (3-8-01)**Shot 65.0 Percent From the Field in Both Halves:** (.727 / .821) vs. LIU Brooklyn (11-14-97)**Opponent Shot 30.0 Percent or Lower From the Field:** .298 (17-57) by Arkansas State (12-10-14)**Opponent Shot 30.0 Percent or Lower From the Field in Cons. Games:** .286 (16-56) by IPFW (12-8-14); .298 (17-57) by Arkansas State (12-10-14)**Opponent Shot 60.0 Percent From the Field:** .609 (28-46) by Michigan (1-30-14)**Opponent Shot 65.0 Percent From the Field:** .674 (29-43) by Loyola, Illinois (12-28-91)**Opponent Shot 70.0 Percent From the Field:** Never**Opponent Shot 65.0 Percent From the Field in Both Halves:** (.667 / .682) by Loyola, Illinois (12-28-91)**Opponent Shot 25.0 Percent or Lower From the Field in a Half:** .242 (1st) by [25] Iowa (1-24-15)**Opponent Shot 70.0 Percent From the Field in a Half:** .810 (2nd) by Michigan (2-26-09)**Opponent Shot 75.0 Percent From the Field in a Half:** .810 (2nd) by Michigan (2-26-09)**Team - Three-Pointers****Made 0 Three-Pointers:** 0 vs. Penn State (2-5-13)**Made 10 Three-Pointers:** 11 vs. Minnesota (2-7-15)**Made 12 Three-Pointers:** 12 vs. [7] Ohio State (3-9-12)**Made 15 Three-Pointers:** 16 vs. Ohio State (2-7-98)**Made 12 or More Three-Pointers in Consecutive Games:** 13 vs. Nebraska (3-8-12); 12 vs. [7] Ohio State (3-9-12)**Attempted 5 or Fewer Three-Pointers:** 5 vs. [4] Wisconsin (1-7-15)**Attempted 10 or Fewer Three-Pointers:** 9 vs. Northwestern (1-31-15)**Attempted 25 Three-Pointers:** 25 vs. Penn State (1-17-15)**Attempted 30 Three-Pointers:** 34 vs. Coppin State (11-26-11)**Made 50.0 Percent of Three-Pointers:** .500 (7-of-14) vs. [13] Michigan State (2-20-14)**Made 60.0 Percent of Three-Pointers:** .636 (7-of-11) vs. Western Illinois (3-20-13)**Team - Free Throws****Made 30 Free Throws:** 33 vs. Missouri (11-25-14)**Made 35 Free Throws:** 35 vs. [9] Illinois (1-9-02)**Made 40 Free Throws:** 41 vs. Northwestern (2-8-69)**Made All of Its Free Throw Attempts:** 13-of-13 vs. Minnesota (1-13-11)**Attempted 40 Free Throws:** 43 vs. Missouri (11-25-14)**Attempted 45 Free Throws:** 46 vs. [9] Illinois (1-9-02)**Attempted 50 Free Throws:** 51 vs. Minnesota (2-16-91)**Attempted 5 or Fewer Free Throws:** 5 vs. Minnesota (2-7-15)**Attempted 0 Free Throws in a Half:** 0 (2nd) vs. Minnesota (2-7-15)**Shot 40.0 Percent or Less From the Free Throw Line:** .400 (2-of-5) vs. Ohio State (2-8-14)**Team - Assists****Had 5 or Fewer Assists:** 5 vs. Nebraska (2-23-14)**Had 25 Assists:** 26 vs. IPFW (12-21-10)**Had 30 Assists:** 30 vs. Alcorn State (11-17-10)**Had 3.00 Assist:Turnover Ratio:** 3.17 (19:6) vs. [25] Iowa (1-24-15)**Team - Turnovers****Had 6 or Fewer Turnovers:** 6 vs. [25] Iowa (1-24-15)**Had 20 or More Turnovers:** 23 vs. Minnesota (2-7-15)**Forced 6 or Fewer Turnovers:** 6 vs. Northwestern (3-9-14)**Forced 20 or More Turnovers:** 27 by Grambling (11-20-14)**Team - Rebound Margin****Had Plus-20 Rebound Margin:** +22 (44-22) vs. Michigan (1-3-15)**Had Plus-25 Rebound Margin:** +25 (48-23) vs. Northwestern (2-24-13)**Had Minus-20 Rebound Margin:** -21 (27-48) vs. [3] Duke (3-26-10)**Had Minus-25 Rebound Margin:** -26 (20-46) vs. [10] Michigan State (2-28-10)**Team - Close Games****Game Decided by One Point:** L, 76-77 (ot) vs. [16] Michigan (2-26-14)**Game Decided by Two Points or Less:** W, 60-58 vs. [20] Ohio State (2-4-15)**Game Decided by Three Points or Less:** W, 60-58 vs. [20] Ohio State (2-4-15)**Two Consecutive Games Decided by Three Points or Less:** W, 65-64 vs. Penn State (1-18-14); L, 60-63 (2 ot) vs. Northwestern (1-21-14)**Made a Last-Second Shot to Win:** A.J. Hammons vs. BYU (11-26-14)**Lost on a Last-Second Shot:** Glenn Robinson III, Michigan (2-26-14)**Team - Overtime****Played an Overtime Game:** W, 84-77 (1 ot) vs. Penn State (1-17-15)**Played a Two-Overtime Game:** W, 77-74 (3 ot) vs. Minnesota (2-5-14)**Played a Three-Overtime Game:** W, 77-74 (3 ot) vs. Minnesota (2-5-14)**Played a Four-Plus Overtime Game:** L, 56-59 (6 ot) vs. Minnesota (1-29-55)**Played Consecutive Overtime Games:** L, 72-74 (ot) vs. Illinois (1-8-92); W, 77-69 (ot) vs. Iowa (1-11-92)**Team - Comebacks****Came Back From 10 Down in the Second Half to Win:** W, 72-68 vs. Minnesota (12-31-14; trailed 38-25 w/ 18:56 left)**Came Back From 15 Down in the Second Half to Win:** W, 68-63 vs. Siena (12-1-13; trailed 48-32 w/ 17:56 left)**Gave Up a 10-Point Lead in the Second Half to Lose:** L, 70-73 vs. North Florida (12-6-14; led 38-28 w/ 18:59 left)**Gave Up a 15-Point Lead in the Second Half to Lose:** L, 63-66 vs. [11] Xavier (12-3-11; led 55-36 w/ 10:44 left)**Team - Ranked Games****Beat The No. 1-Ranked Team:** W, 72-69 vs. [1] Arizona (11-25-00)**Beat a Top-5 Ranked Team:** W, 76-63 vs. [2] Ohio State (2-20-11)**Beat a Top-5 Ranked Team on the Road:** W, 95-94 vs. [3] Michigan (3-6-94)**Beat a Top-10 Ranked Team:** W, 76-63 vs. [2] Ohio State (2-20-11)**Beat a Top-10 Ranked Team on the Road:** W, 60-57 vs. [9] Ohio State (2-17-10)**Beat a Top-25 Team:** W, 60-58 vs. [20] Ohio State (2-4-15)**Beat a Top-25 Ranked Team on the Road:** W, 69-56 vs. [17] Wisconsin (3-3-13)

GAME 25 | PURDUE AT RUTGERS | FEBRUARY 12, 2015

PURDUE SAMFORD													80 40
GAME 01 Nov. 14, 2014 Mackey Arena (10,430)													
Samford	fg-a	3p-a	ft-a	reb	pf	tp	a	b	s	min			
35 Hood	2-8	1-3	2-2	1	3	7	0	0	0	21			
25 Bradley	2-6	0-0	2-4	4	4	6	0	2	0	16			
2 Hayman	0-3	0-0	0-1	3	2	0	1	0	0	14			
10 Cunningham	4-10	0-2	2-2	5	2	10	2	2	0	30			
15 Jones-Gibson	0-6	0-3	0-0	0	1	0	2	2	0	1	20		
0 Enechionya	2-7	1-4	0-0	0	2	5	0	0	0	1	10		
1 Roberts	0-3	0-2	0-0	1	0	0	0	0	0	0	10		
4 Johnson	0-0	0-0	0-0	0	0	0	0	2	0	0	12		
5 Shabazz	3-10	1-4	0-0	3	4	7	0	3	1	1	24		
11 Taylor	1-7	0-1	0-0	6	1	2	2	1	0	4	21		
24 Smith	0-2	0-1	0-0	1	1	0	2	0	0	0	12		
55 Peters	1-4	0-0	1-2	3	4	3	0	0	1	0	10		
TEAM				7									
TOTALS	15-66	3-20	7-11	34	24	40	9	12	2	8	200		
Purdue	fg-a	3p-a	ft-a	reb	pf	tp	a	b	s	mp			
12 Edwards	5-7	2-3	1-1	8	2	13	2	1	0	0	17		
20 Hammons	2-5	0-2	1-2	3	1	5	3	2	4	1	18		
0 Octeus	2-3	0-0	0-0	4	3	4	2	2	0	1	20		
21 Stephens	3-5	3-4	1-2	2	0	10	1	0	0	1	14		
35 Davis	5-8	1-3	2-3	2	1	13	3	1	0	0	18		
1 Scott	2-3	1-1	2-4	1	2	7	1	2	1	1	16		
2 McKeeman	0-0	0-0	0-0	0	0	0	0	0	0	0	3		
3 Thompson	0-2	0-2	0-0	0	1	0	3	1	0	2	21		
5 Smotherman	0-1	0-1	2-4	5	2	2	2	2	0	0	16		
11 Toyra	0-0	0-0	2-4	1	1	2	0	1	0	0	4		
23 Taylor	3-4	0-1	1-2	3	1	7	0	2	2	0	13		
24 Brown	0-1	0-0	0-0	0	1	0	0	1	0	0	3		
31 Mathias	2-4	2-4	0-0	4	0	6	3	0	0	0	17		
44 Haas	2-4	0-0	7-9	8	1	11	1	0	2	1	20		
TEAM				4							1		
TOTALS	26-47	9-21	19-31	45	16	80	21	16	9	6	200		
	1st	2nd	ot	tot	F	fg%	3p%	ft%					
Samford	16	24	--	--	40	.227	.150	.636					
Purdue	43	37	--	--	80	.553	.429	.613					
Officials: Tim Stewart, Lewis Garrison, Rob Kueneman													
Records: Samford (0-1); Purdue (1-0)													
Technical Fouls: None													

PURDUE KANSAS STATE													79 88
GAME 04 Nov. 24, 2014 Lahaina Civic Center (2,400)													
Purdue	fg-a	3p-a	ft-a	reb	pf	tp	a	b	s	mp			
12 Edwards	2-5	0-2	0-0	4	3	4	1	0	2	0	24		
20 Hammons	3-4	0-0	0-0	2	4	6	1	1	0	0	10		
0 Octeus	4-6	1-1	3-3	2	1	12	6	2	0	0	26		
21 Stephens	7-15	5-11	2-3	3	1	21	3	1	2	1	35		
35 Davis	0-2	0-1	0-0	2	1	0	3	2	0	0	18		
1 Scott	2-3	0-0	2-4	1	0	6	2	1	0	0	11		
3 Thompson	1-1	1-1	0-0	1	4	3	0	1	0	0	21		
5 Smotherman	1-2	1-2	0-0	0	0	3	1	0	0	0	9		
23 Taylor	0-1	0-1	0-0	2	0	0	0	1	1	0	7		
31 Mathias	1-3	1-3	2-2	0	3	5	2	2	0	0	19		
44 Haas	7-9	0-0	5-8	6	3	19	0	1	0	0	20		
TEAM				4							1		
TOTALS	28-51	9-22	14-20	27	20	79	19	13	5	3	200		
Kansas State	fg-a	3p-a	ft-a	reb	pf	tp	a	b	s	min			
11 Williams	4-9	0-0	2-3	2	2	10	2	0	0	0	25		
42 Gipson	4-4	0-0	1-1	0	3	9	0	1	0	0	17		
1 Thomas	1-2	0-1	4-6	6	2	6	3	2	0	2	24		
2 Foster	9-14	5-8	1-2	3	4	24	2	2	0	1	30		
25 Iwundu	4-7	0-1	2-4	6	0	10	3	1	2	1	29		
5 T. Harris	2-5	2-4	0-0	0	0	8	0	1	0	1	9		
10 M. Harris	0-2	0-0	1-2	2	1	1	3	0	0	0	17		
14 Edwards	0-2	0-2	0-2	2	1	0	0	0	0	1	11		
11 Bolden	0-1	0-0	0-0	1	1	0	0	1	0	0	3		
23 Johnson	3-6	0-2	3-4	1	0	9	4	0	0	3	19		
41 Hurt	4-8	0-0	3-4	5	4	11	1	0	0	0	16		
TEAM				5							1		
TOTALS	32-60	7-18	17-28	33	18	88	18	9	2	9	200		
	1st	2nd	ot	tot	F	fg%	3p%	ft%					
Purdue	24	55	--	--	79	.549	.409	.700					
Kansas State	39	49	--	--	88	.533	.389	.607					
Officials: Verne Harris, Mike Sypers, Ryan Wells													
Records: Purdue (3-1); Kansas State (4-0)													
Technical Fouls: Kansas State - Foster													

PURDUE IUPUI													77 57
GAME 02 Nov. 16, 2014 Mackey Arena (11,466)													
IUPUI	fg-a	3p-a	ft-a	reb	pf	tp	a	b	s	min			
15 Williams	2-5	0-0	0-0	5	4	4	0	0	0	2	17		
11 James	1-2	0-0	2-2	1	4	4	0	2	0	0	10		
1 Najee	0-2	0-1	0-0	2	3	0	0	2	0	0	8		
2 Archie	0-0	0-0	0-0	0	1	0	0	2	0	0	11		
22 Barksdale	2-4	0-1	1-3	4	0	5	2	3	0	0	37		
5 Svee	5-9	4-7	0-0	0	2	14	0	2	0	0	27		
10 McCallum	0-0	0-0	2-3	0	1	2	1	0	0	0	5		
12 Stanback	0-1	0-1	0-0	1	5	0	0	1	0	1	10		
14 Ray	0-2	0-0	0-0	0	1	0	0	1	0	0	3		
25 Boutte	2-12	1-5	3-3	1	4	8	6	3	0	3	29		
32 McCall	4-5	1-1	5-6	6	3	14	0	2	0	0	23		
45 Brennan	3-4	0-0	0-0	5	4	6	1	2	0	1	20		
TEAM				2							1		
TOTALS	19-46	6-16	13-17	27	32	57	10	21	0	7	200		
Purdue	fg-a	3p-a	ft-a	reb	pf	tp	a	b	s	mp			
12 Edwards	11-16	2-5	2-3	8	1	26	0	3	1	31			
20 Hammons	2-6	0-0	2-6	4	3	6	2	4	4	0	29		
0 Octeus	1-4	0-1	4-5	3	2	6	4	1	1	1	27		
21 Stephens	6-11	6-9	6-6	4	2	24	1	2	0	2	32		
35 Davis	1-3	0-0	0-0	1	3	2	2	0	0	0	19		
1 Scott	1-6	0-1	3-4	2	2	5	0	3	0	2	12		
3 Thompson	0-0	0-0	0-0	1	2	0	1	1	0	1	15		
5 Smotherman	0-0	0-0	0-1	0	0	0	0	0	0	1	6		
23 Taylor	0-0	0-0	0-0	2	0	0	0	0	0	0	3		
31 Mathias	1-2	0-1	0-0	0	0	2	4	0	0	0	16		
44 Haas	2-2	0-0	2-6	1	3	6	1	0	0	0	10		
TEAM				4									
TOTALS	25-50	8-17	19-31	30	18	77	14	15	8	9	200		
	1st	2nd	ot	tot	F	fg%	3p%	ft%					
IUPUI	38	19	--	--	57	.413	.375	.765					
Purdue	48	29	--	--	77	.500	.471	.613					
Officials: Terry Wymer, Glenn "Buddy" Mayborg, Doran Gotschall													
Records: IUPUI (0-2); Purdue (2-0)													
Technical Fouls: None													



PURDUE

MISSOURI

82

61

GAME 05 | Nov. 25, 2014 | Lahaina Civic Center (2,400)

Purdue	fg-a	3p-a	ft-a	reb	pf	tp	a	b	s	mp		
12 Edwards	1-3	0-2	4-4	5	2	6	2	0	1	0	22	
20 Hammons	3-7	0-1	6-6	6	4	12	0	2	3	0	18	
0 Octeus	2-3	0-0	4-4	6	1	8	4	2	0	1	21	
21 Stephens	3-7	3-5	0-0	3	4	9	0	1	0	0	17	
35 Davis	4-7	0-1	14-18	3	1	22	0	1	0	2	29	
1 Scott	1-1	0-0	0-0	0	2	2	1	1	0	1	11	
2 McKeeman	0-1	0-0	0-0	0	0	0	0	0	0	0	1	
3 Thompson	1-1	0-0	5-6	1	1	7	2	0	0	0	1	22
5 Smotherman	2-8	0-2	0-0	3	0	4	1	1	2	1	17	
11 Toyra	0-1	0-0	0-0	0	0	0	0	2	0	0	2	
23 Taylor	0-1	0-0	0-0	3	0	0	0	0	0	0	2	
31 Mathias	2-3	2-3	0-0	1	3	6	1	0	0	0	18	
44 Haas	3-4	0-0	0-5	8	2	6	1	5	2	0	20	
TEAM				2				1				
TOTALS	22-47	5-14	33-43	41	20	82	12	16	8	6	200	

Missouri	fg-a	3p-a	ft-a	reb	pf	tp	a	b	s	min	
3 Williams III	3-7	1-3	7-9	5	2	14	1	3	0	0	29
44 Rosburg	0-5	0-0	0-0	2	2	0	1	1	1	0	23
13 Gill-Caesar	1-6	0-2	0-0	2	2	2	1	1	0	0	16
14 Shamburger	3-4	2-3	3-3	0	2	11	2	3	0	1	24
15 Clark	3-10	1-4	0-0	4	4	7	1	3	1	1	29
2 Bello	3-3	0-0	2-4	2	4	8	0	2	0	1	16
4 Isabell	1-7	1-3	2-2	3	3	5	2	0	0	2	15
5 Allen	1-5	0-1	0-0	3	2	2	1	1	1	0	18
12 Wright	3-7	2-4	0-0	2	3	8	0	1	0	2	20
45 Post	1-1	0-0	2-2	0	5	4	0	0	0	0	10
TEAM				6							
TOTALS	19-55	7-20	16-20	28	29	61	9	15	3	7	200

	1st	2nd	ot	2ot	F	fg%	3p%	ft%
Purdue	45	37	--	--	82	.468	.357	.767
Missouri	20	41	--	--	61	.345	.350	.800

Official's: Michael Stephens, Mike Sanzere, Donnie Eppley

Records: Purdue (4-1); Missouri (2-3)



GAME 07 | Dec. 2, 2014 | Mackey Arena (12,023)

NC State	fg-a	3p-a	ft-a	reb	pf	tp	a	b	s	min
10 Freeman	0-1	0-0	2-2	3	4	2	1	2	0	26
21 Anya	2-3	0-0	4-4	5	4	8	0	3	1	23
1 Lacey	6-10	3-6	0-3	2	1	15	3	0	0	33
12 Barber	2-6	0-0	2-5	2	2	6	2	1	0	31
22 Turner	2-6	1-3	0-0	3	4	5	2	2	0	30
0 Abu	0-0	0-0	0-0	1	0	0	1	0	0	4
14 Ca.Martin	2-6	0-1	3-3	2	2	7	2	1	0	22
15 Co.Martin	0-2	0-0	1-2	1	0	1	0	0	0	3
32 Washington TEAM	8-15	1-1	0-0	9	2	17	0	0	2	28
TOTALS	22-49	5-11	12-19	31	19	61	11	9	3	4 200

Purdue	fg-a	3p-a	ft-a	reb	pf	tp	a	b	s	mp
12 Edwards	6-8	3-4	1-3	9	1	16	2	3	0	33
20 Hammons	6-10	0-1	3-4	5	1	15	0	3	2	24
0 Ocutus	0-2	0-1	0-0	4	4	0	1	0	0	20
21 Stephens	2-11	1-4	4-6	2	2	9	2	1	0	26
35 Davis	1-8	0-2	1-2	4	3	3	6	2	0	37
3 Thompson	1-4	1-3	0-0	3	3	3	4	0	0	22
5 Smotherman	0-0	0-0	0-0	0	1	0	0	1	0	7
31 Mathias	2-6	2-5	1-2	2	1	7	1	0	0	15
44 Haas	4-7	0-0	5-5	7	1	13	0	0	0	16
TEAM				1						
TOTALS	22-56	7-20	15-22	37	17	66	16	10	2	3 200

Officials: Gene Statore, Lamont Simpson, Bill Ek
 Records: NC State (6-1); Purdue (6-1)
 Technical Fouls: None



GAME 08 | Dec. 6, 2014 | Mackey Arena (11,038)

North Florida	fg-a	3p-a	ft-a	reb	pf	tp	a	b	s	min
2 Beech	4-9	3-7	0-0	8	4	11	2	4	0	30
35 Davenport	3-9	0-1	1-5	4	2	7	1	3	1	30
33 Banks	1-4	0-0	0-0	0	5	2	1	0	0	12
0 Nesbitt	3-4	1-1	5-9	6	2	12	3	2	1	35
14 Moore	8-18	5-8	3-4	5	0	24	4	3	0	1
11 Mackey	0-3	0-2	0-0	2	1	0	1	0	0	24
12 Bodager	0-1	0-1	0-0	0	0	0	1	0	0	7
32 Daniels TEAM	6-11	1-2	4-7	8	2	17	2	3	1	26
TOTALS	25-59	10-22	13-25	39	16	73	15	15	4	7 200

Purdue	fg-a	3p-a	ft-a	reb	pf	tp	a	b	s	mp
12 Edwards	2-8	1-4	0-1	7	5	5	2	2	0	1 31
20 Hammons	7-15	0-0	2-4	7	5	16	1	2	5	1 23
0 Ocutus	4-9	0-0	1-2	10	4	9	2	1	1	0 21
21 Stephens	2-7	2-6	4-4	4	0	10	4	3	0	2 16
35 Davis	2-6	0-2	1-2	2	1	5	2	2	0	0 27
1 Scott	1-3	0-0	0-0	3	1	2	4	1	0	2 16
3 Thompson	3-9	1-4	0-0	2	1	7	1	1	0	1 8
5 Smotherman	1-1	0-0	0-0	2	2	2	0	0	0	0 7
31 Mathias	0-6	0-3	0-0	3	0	0	0	1	0	0 16
44 Haas	7-10	0-0	0-3	6	3	14	0	1	0	1 15
TEAM				4						
TOTALS	29-74	4-19	8-16	50	22	70	18	14	6	8 200

Officials: Paul Szelc, Larry Sciotto, Brooks Wells
 Records: North Florida (6-3); Purdue (6-2)
 Technical Fouls: None



GAME 09 | Dec. 8, 2014 | Mackey Arena (10,007)

IPFW	fg-a	3p-a	ft-a	reb	pf	tp	a	b	s	min
44 Reed	2-11	1-2	2-2	6	2	7	3	3	0	1 31
54 Forbes	3-11	0-0	3-6	7	4	9	2	3	0	2 20
0 Evans	2-8	1-5	0-0	8	1	5	2	2	0	0 36
11 McCray	2-9	1-5	0-2	2	1	5	2	4	1	2 27
53 Edwards	5-11	1-2	1-2	1	1	12	3	0	0	1 37
10 Landis	0-1	0-1	0-0	1	0	0	0	0	0	0 24
12 Calder	0-1	0-0	0-0	0	0	0	0	0	0	0 3
32 Gunjina	0-0	0-0	0-0	1	0	0	0	0	0	0 5
50 Calhoun TEAM	2-4	0-0	1-3	3	5	5	0	1	0	0 17
TOTALS	16-56	4-15	7-15	36	14	43	12	14	1	6 200

Purdue	fg-a	3p-a	ft-a	reb	pf	tp	a	b	s	mp
12 Edwards	3-7	0-2	0-0	4	1	6	4	1	1	0 33
44 Haas	3-6	0-0	4-4	5	2	10	0	3	1	0 18
0 Ocutus	3-7	0-1	0-0	9	2	6	3	2	0	2 29
3 Thompson	1-3	0-1	0-0	2	0	2	2	1	0	1 20
35 Davis	2-3	0-0	3-3	1	0	7	2	1	2	1 19
1 Scott	0-1	0-0	0-0	2	5	0	2	1	0	0 13
5 Smotherman	0-0	0-0	0-0	0	2	0	0	1	0	0 7
20 Hammons	6-14	0-0	1-4	12	1	13	1	1	5	1 22
21 Stephens	5-11	3-7	0-0	2	2	13	2	1	0	1 22
31 Mathias	2-6	2-6	0-0	1	1	6	2	2	0	0 17
TEAM				4						
TOTALS	25-58	5-17	8-11	42	16	63	18	13	10	6 200

Officials: D.J. Carstensen, Pat Driscoll, Brett Gearhart
 Records: IPFW (5-3); Purdue (7-2)
 Technical Fouls: None



GAME 10 | Dec. 10, 2014 | Mackey Arena (9,964)

Arkansas State	fg-a	3p-a	ft-a	reb	pf	tp	a	b	s	min
14 Downs	0-3	0-0	0-0	2	5	0	1	0	0	10
24 Livingston	5-13	1-2	1-2	4	3	12	0	4	0	0 33
1 Golden	3-13	1-8	2-2	2	3	9	2	2	1	4 35
5 Hardwick	2-7	0-0	4-4	1	0	8	3	5	0	0 26
12 Gardner	1-6	0-3	0-0	2	5	2	1	1	0	0 23
0 Macklin	2-3	0-0	0-0	0	0	4	2	1	0	0 17
4 Pierre	0-0	0-0	0-0	0	0	0	0	0	0	0 2
11 Waters	0-0	0-0	0-0	0	0	0	0	0	0	0 3
13 Foster	0-2	0-1	0-0	3	2	0	2	2	0	0 17
25 White	0-1	0-0	1-2	3	1	1	0	0	0	0 10
33 Bocoum TEAM	4-9	0-0	2-4	10	1	10	0	2	1	0 24
TOTALS	17-57	2-14	10-14	31	22	46	11	17	2	5 200

Purdue	fg-a	3p-a	ft-a	reb	pf	tp	a	b	s	mp
12 Edwards	3-5	0-2	0-0	5	1	6	5	1	0	0 18
44 Haas	2-6	0-0	2-5	5	1	6	1	3	2	0 18
0 Ocutus	2-3	1-2	4-4	1	2	9	1	0	0	0 17
31 Mathias	3-5	1-2	3-3	3	0	10	0	0	0	2 17
35 Davis	3-6	0-1	3-6	3	2	9	4	1	0	0 18
1 Scott	4-7	0-1	0-0	3	0	8	4	1	1	1 17
2 McKeeman	0-0	0-0	0-0	0	1	0	0	1	0	0 4
3 Thompson	2-3	1-2	0-0	2	1	5	2	0	0	0 19
5 Smotherman	1-4	0-3	1-2	4	1	3	0	0	0	0 22
11 Toyra	0-1	0-1	0-0	1	0	0	0	0	0	0 5
20 Hammons	3-7	0-1	4-6	5	2	10	2	0	1	0 17
21 Stephens	6-9	6-7	0-0	1	0	18	2	3	3	1 19
23 Taylor	0-2	0-1	1-2	0	0	1	0	0	1	0 5
24 Brown TEAM	1-1	0-0	0-0	3	1	2	0	0	0	1 4
TOTALS	30-59	9-23	18-28	41	12	87	21	10	8	5 200

Officials: Verne Harris, Mike Scypers, Ryan Wells
 Records: Purdue (3-1); Kansas State (4-0)
 Technical Fouls: Kansas State - Foster



GAME 11 | Dec. 13, 2014 | Memorial Gymnasium (9,565)

Purdue	fg-a	3p-a	ft-a	reb	pf	tp	a	b	s	mp
12 Edwards	4-6	1-2	0-0	3	4	9	1	2	0	0 27
44 Haas	5-8	0-0	3-8	7	2	13	0	2	1	0 20
0 Ocutus	1-5	1-2	1-2	3	5	4	1	1	0	0 21
31 Mathias	0-1	0-0	0-0	0	3	0	1	1	0	0 14
35 Davis	7-9	0-0	1-1	3	0	15	1	1	0	3 33
1 Scott	4-9	0-1	2-2	2	2	10	2	1	1	1 19
3 Thompson	0-1	0-1	0-0	0	2	0	0	0	0	0 11
5 Smotherman	2-3	0-0	0-0	1	1	4	0	0	0	0 11
20 Hammons	1-5	0-0	3-4	5	2	5	0	2	3	0 20
21 Stephens	2-8	1-5	6-6	3	2	11	1	2	0	1 24
TEAM				2						
TOTALS	26-55	3-11	16-23	29	23	71	7	12	5	5 200

Vanderbilt	fg-a	3p-a	ft-a	reb	pf	tp	a	b	s	min
3 Kornet	0-0	0-0	0-0	2	4	0	0	0	2	0 23
11 Roberson	2-3	2-2	0-0	3	4	6	1	0	0	0 22
30 Jones	6-14	0-1	3-5	5	3	15	0	5	2	1 31
4 Baldwin IV	1-3	1-2	0-0	3	2	3	6	1	0	1 26
13 LaChance	9-13	3-4	5-5	1	0	26	2	1	0	0 34
0 Mitchell	2-4	0-1	3-6	1	1	7	6	1	0	0 20
5 Fisher-Davis	3-4	3-4	0-0	3	1	9	1	1	0	0 18
10 Watkins	0-0	0-0	0-0	0	0	0	0	0	0	0 0+
12 McGloin	0-0	0-0	0-0	0	0	0	0	0	0	0 0+
35 Siakam	4-5	0-0	4-5	5	2	12	1	3	0	1 18
40 Henderson TEAM	1-2	0-0	1-2	0	4	3	0	0	0	1 8
TEAM				2						
TOTALS	28-48	9-14	16-23	25	21	81	17	14	4	4 200

Officials: Ted Valentine, Gerry Pollard, Jim Burr
 Records: Purdue (8-3); Vanderbilt (6-2)
 Technical Fouls: None



GAME 12 | Dec. 20, 2014 | Bankers Life Fieldhouse (14,753)

Purdue	fg-a	3p-a	ft-a	reb	pf	tp	a	to	b	s	mp
12 Edwards	4-8	1-2	0-0	7	1	9	1	1	0	0	27
44 Haas	4-10	0-0	2-4	3	4	10	1	3	1	0	18
0 Ocutus	4-6	2-2	1-2	5	2	11	1	2	0	0	28
21 Stephens	1-6	1-5	0-0	3	3	3	2	0	0	0	17
35 Davis	2-4	0-0	0-0	2	3	4	2	0	1	1	31
1 Scott	4-10	0-2	3-3	3	1	11	1	2	0	1	11
3 Thompson	0-2	0-2	0-0	0	2	0	1	0	1	0	21
5 Smotherman	2-3	0-0	0-0	2	2	4	1	0	0	1	17
20 Hammons	3-8	0-1	5-6	2	4	11	2	1	2	0	19
31 Mathias	0-4	0-0	0-0	1	2	0	0	1	0	0	11
TEAM				3							
TOTALS	24-61	4-14	11-15	31	24	63	14	12	4	3	200
Notre Dame	fg-a	3p-a	ft-a	reb	pf	tp	a	to	b	s	min
30 Augustine	5-8	0-0	0-1	3	5	10	1	0	1	0	16
11 Jackson	7-10	3-3	5-7	3	1	22	2	2	0	3	36
22 Grant	3-13	1-3	3-4	4	2	10	9	0	1	2	37
24 Connaughton	6-15	3-8	4-6	14	0	19	2	1	2	0	36
32 Vasturia	5-8	1-3	0-0	2	2	11	2	0	0	0	34
1 Torres	4-6	0-0	3-4	4	2	11	0	1	0	0	13
5 Farrell	0-0	0-0	0-0	0	0	0	1	1	0	0	2
15 Katenda	0-0	0-0	1-2	0	0	0	1	0	1	0	2
20 Burgett	1-2	0-0	2-2	3	1	4	1	0	0	0	11
21 Gregory	0-0	0-0	0-0	0	0	0	0	0	0	0	2
23 Geben	1-1	0-0	0-0	1	5	2	0	1	0	0	8
35 Colson	1-1	0-0	2-2	2	0	4	0	0	0	0	3
TEAM				3							
TOTALS	33-64	8-17	20-28	39	18	94	18	7	4	5	200
	1st	2nd	ot	2ot	F	fg%	3p%		ft%		

GAME 25 | PURDUE AT RUTGERS | FEBRUARY 12, 2015

	PURDUE	84
	GARDNER-WEBB	89

GAME 13 | Dec. 22, 2014 | Mackey Arena (8,835)

Gardner-Webb	fg-a	3p-a	ft-a	reb	pf	tp	a	b	s	min
34 Hill	11-17	3-5	6-13	9	3	31	2	6	0	1 37
20 Nelson	4-6	0-0	3-4	5	4	11	1	0	1	1 18
2 Strange	6-9	5-6	1-2	4	2	18	10	2	1	1 39
15 Davis	5-6	3-3	0-0	0	1	13	1	0	0	1 22
23 Burbage	2-7	1-3	0-0	1	4	5	0	0	0	1 29
4 McBride	0-3	0-2	3-4	2	2	3	4	3	0	0 22
5 Poston	1-4	1-4	0-0	1	0	3	3	1	1	0 19
24 Ivey	2-4	1-2	0-0	2	1	5	0	1	0	0 12
33 Hensley	0-0	0-0	0-0	0	0	0	0	0	0	0 2
TEAM				3						

TOTALS 31-56 14-25 13-23 27 17 89 21 13 3 5 200

Purdue	fg-a	3p-a	ft-a	reb	pf	tp	a	b	s	mp
12 Edwards	3-5	1-1	1-1	4	2	8	4	1	0	0 21
44 Haas	6-9	0-0	0-2	4	5	12	1	3	0	0 11
0 Octeus	3-4	2-3	5-6	3	2	13	2	0	0	1 32
21 Stephens	0-5	0-4	0-0	4	1	0	0	1	0	0 20
35 Davis	6-10	0-1	1-2	12	1	13	1	1	0	2 32
1 Scott	2-7	0-1	9-10	3	2	13	1	1	0	2 13
3 Thompson	3-7	1-5	0-0	2	3	7	2	0	0	1 21
5 Smotherman	3-5	0-0	0-0	0	1	6	1	1	1	2 17
20 Hammons	6-15	0-0	0-0	7	2	12	1	4	3	0 22
31 Mathias	0-1	0-0	0-0	0	1	0	1	0	0	1 11
TEAM				2						

TOTALS 32-68 4-15 16-21 41 20 84 14 12 4 9 200

	1st	2nd	ot	tot	F	fg%	3p%	ft%
Gardner-Webb	38	51	--	--	89	.554	.560	.565
Purdue	38	46	--	--	84	.471	.267	.762

Officials: John Higgins, Bill Ek, Lewis Garrison
Records: Gardner-Webb (8-5); Purdue (8-5)
Technical Fouls: None

	PURDUE	72
	MINNESOTA	68

GAME 14 | Dec. 31, 2014 | Mackey Arena (10,018)

Minnesota	fg-a	3p-a	ft-a	reb	pf	tp	a	b	s	min
15 Walker	6-9	0-0	1-2	7	4	13	1	3	0	3 23
24 King	4-6	3-4	2-2	1	4	13	3	3	2	0 37
1 Hollins	2-10	1-3	2-2	4	2	7	1	1	0	0 32
4 Mathieu	4-9	2-2	1-2	5	3	11	1	4	0	1 34
11 Morris	3-7	0-1	4-6	5	2	10	5	1	0	1 28
2 Mason	4-9	2-5	2-4	3	2	12	2	0	0	1 26
21 Konate	0-0	0-0	0-0	1	2	0	0	1	0	0 4
23 Buggs	0-1	0-1	0-0	0	0	0	0	0	0	0 3
55 Eliason	0-2	0-0	2-2	2	3	2	2	0	1	0 13
TEAM				3						

TOTALS 23-53 8-16 14-20 31 22 68 15 13 3 6 200

Purdue	fg-a	3p-a	ft-a	reb	pf	tp	a	b	s	mp
44 Haas	2-4	0-0	2-3	3	0	6	0	1	1	0 17
0 Octeus	3-6	0-0	4-6	4	1	10	4	2	0	1 35
1 Scott	0-3	0-0	0-0	4	2	0	1	2	0	0 12
21 Stephens	7-15	4-8	1-2	2	0	19	4	1	1	0 37
35 Davis	4-6	0-0	10-10	2	3	18	4	1	0	0 28
3 Thompson	0-0	0-0	0-0	1	2	0	0	2	0	1 5
5 Smotherman	0-1	0-0	0-0	2	2	0	0	0	0	0 7
12 Edwards	2-6	0-1	4-4	4	2	8	3	2	0	0 23
20 Hammons	5-9	0-0	1-2	9	3	11	2	1	1	1 23
31 Mathias	0-2	0-2	0-0	0	2	0	2	0	0	0 13
TEAM				1						

TOTALS 23-52 4-11 22-27 32 17 72 20 12 3 3 200

	1st	2nd	ot	tot	F	fg%	3p%	ft%
Minnesota	36	32	--	--	68	.434	.500	.700
Purdue	25	47	--	--	72	.442	.364	.815

Officials: Terry Wymer, Mike Eades, Tom Eades
Records: Minnesota (11-3, 0-1); Purdue (9-5, 1-0)
Technical Fouls: None

	PURDUE	64
	MICHIGAN	51

GAME 15 | Jan. 3, 2015 | Mackey Arena (11,271)

Michigan	fg-a	3p-a	ft-a	reb	pf	tp	a	b	s	min
21 Irvin	2-12	1-4	3-4	4	1	8	1	2	0	1 37
32 Doyle	3-3	0-0	0-2	2	1	6	0	1	1	1 20
3 Chatman	0-0	0-0	0-0	0	4	0	0	0	0	0 7
10 Walton, Jr.	2-9	1-4	3-3	3	2	8	2	2	0	1 26
23 LeVert	2-8	0-1	2-3	5	2	6	3	2	0	1 38
2 Albrecht	4-7	4-5	5-6	2	2	17	2	0	0	1 29
12 Abdur-Rahkman	0-0	0-0	0-0	0	1	0	0	0	0	0 5
24 Dawkins	0-2	0-1	0-0	2	2	0	0	1	0	0 18
34 Donnal	0-2	0-1	0-2	2	4	0	0	0	0	0 5
44 Bielfeldt	2-4	2-4	0-0	2	1	6	1	2	1	1 15
TEAM				0						

TOTALS 15-47 8-20 13-20 22 20 51 9 11 2 6 200

Purdue	fg-a	3p-a	ft-a	reb	pf	tp	a	b	s	mp
12 Edwards	5-8	0-0	6-9	6	1	16	2	0	0	1 32
44 Haas	0-1	0-0	0-2	1	4	0	0	4	0	0 9
0 Octeus	4-7	0-2	5-6	8	4	13	2	0	0	2 36
21 Stephens	3-6	2-5	0-0	4	4	8	1	1	1	0 35
35 Davis	2-8	0-1	3-7	6	2	7	6	3	0	2 35
3 Thompson	0-1	0-1	0-0	2	0	0	1	1	0	0 11
5 Smotherman	0-1	0-1	0-0	0	1	0	0	1	0	0 6
20 Hammons	6-11	0-0	3-5	12	1	15	0	3	2	2 31
31 Mathias	1-3	1-3	0-0	3	0	3	0	0	0	0 5
TEAM				2						

TOTALS 21-46 3-13 17-29 44 18 62 12 14 3 7 200

	1st	2nd	ot	tot	F	fg%	3p%	ft%
Michigan	33	18	--	--	51	.319	.400	.650
Purdue	25	39	--	--	64	.457	.231	.586

Officials: Gene Staterore, Chris Beaver, Rob Riley
Records: Michigan (8-6, 1-1); Purdue (10-5, 2-0)
Technical Fouls: Purdue - TEAM

** PURDUE SCORES 2 POINTS ON DEFENSIVE TIP WITH 6:04 TO PLAY IN SECOND HALF. **

	PURDUE	55
	[4] WISCONSIN	62

GAME 16 | Jan. 7, 2015 | Kohl Center (17,279)

Purdue	fg-a	3p-a	ft-a	reb	pf	tp	a	b	s	mp
12 Edwards	2-6	0-2	0-0	5	4	4	4	1	0	0 36
44 Haas	5-7	0-0	1-3	1	3	11	0	2	0	0 17
0 Octeus	7-9	0-0	1-2	8	4	15	1	3	0	1 35
21 Stephens	3-6	1-2	0-0	1	4	7	2	0	0	0 12
35 Davis	2-7	0-0	0-0	1	1	4	2	1	0	0 38
3 Thompson	0-1	0-0	0-0	0	1	0	0	0	0	1 14
5 Smotherman	0-1	0-0	0-0	0	2	0	0	0	0	0 6
20 Hammons	5-10	0-0	1-2	4	3	11	0	4	0	0 23
31 Mathias	1-2	1-1	0-0	1	2	3	1	1	0	1 19
TEAM				5						

TOTALS 25-49 2-5 3-7 26 24 55 10 12 0 3 200

Wisconsin	fg-a	3p-a	ft-a	reb	pf	tp	a	b	s	min
10 Hayes	1-5	1-3	4-4	5	3	7	2	2	2	1 35
15 Dekker	2-7	0-2	2-2	5	1	6	1	1	1	0 34
44 Kaminsky	5-9	0-2	11-14	4	0	21	0	2	1	1 36
12 Jackson	5-8	0-2	3-5	2	1	13	2	1	0	2 33
21 Gasser	4-7	2-4	5-6	4	3	15	0	0	0	1 34
13 Dukan	0-1	0-1	0-0	0	3	0	0	1	0	0 9
24 Koenig	0-1	0-0	0-0	0	0	0	1	0	0	1 15
30 Brown	0-1	0-0	0-0	1	1	0	0	1	0	0 4
TEAM				0						

TOTALS 17-39 3-14 25-31 21 12 62 6 8 4 6 200

	1st	2nd	ot	tot	F	fg%	3p%	ft%
Purdue	27	28	--	--	55	.510	.400	.429
Wisconsin	28	34	--	--	62	.436	.214	.806

Officials: John Higgins, Brian Dorsey, John Gaffney
Records: Purdue (10-6, 2-1); Wisconsin (15-1, 3-0)
Technical Fouls: None

	PURDUE	60
	[11] MARYLAND	69

GAME 17 | Jan. 10, 2015 | Mackey Arena (10,756)

Maryland	fg-a	3p-a	ft-a	reb	pf	tp	a	b	s	min
10 Layman	2-11	1-4	9-11	8	3	14	0	0	3	2 31
35 Dodd	0-0	0-0	0-0	0	4	0	1	1	0	0 2
44 Wells	3-6	0-0	7-8	7	4	13	4	3	0	2 25
2 Trimble	1-7	1-4	8-8	4	2	11	1	2	0	2 36
11 Nickens	1-4	1-4	0-0	0	2	3	0	0	0	0 15
1 Smotrycz	1-6	0-3	0-0	5	2	2	0	1	0	1 21
5 Wiley	3-5	1-1	2-2	1	1	9	2	0	1	0 16
15 Cekovsky	2-2	0-0	0-0	0	2	4	0	1	0	1 10
20 Pack	4-6	2-4	1-2	2	0	11	0	1	0	1 23
25 Graham	1-1	0-0	0-0	1	2	2	0	1	1	1 21
TEAM				3						

TOTALS 18-48 6-20 27-31 31 22 69 8 10 5 10 200

TOTALS	18-48	6-20	27-31	31	22	69	8	10	5	10	200
Purdue	fg-a	3p-a	ft-a	reb	pf	tp	a	t	b	s	mp
12 Edwards	2-9	2-6	0-0	3	3	6	2	3	1	0	30
44 Haas	2-5	0-0	2-6	7	4	6	0	1	2	0	17
0 Octeus	4-11	0-1	2-3	6	4	10	3	2	0	2	32
21 Stephens	5-14	2-8	2-2	7	4	14	3	3	0	2	30
35 Davis	4-7	0-1	4-5	4	3	12	3	1	0	0	34
1 Scott	0-0	0-0	0-0	0	0	0	0	0	0	0	0+
3 Thompson	1-2	1-2	0-0	0	2	3	1	0	0	1	14
5 Smotherman	0-0	0-0	1-2	0	1	1	0	0	0	0	10
22	2-5	0-0	1-2	6	1	6	0	0	0	0	0



GAME 19 | Jan. 21, 2015 | State Farm Center (12,965)

Purdue	fg-a	3p-a	ft-a	reb	pf	tp	a	b	s	mp
12 Edwards	4-13	1-4	2-2	5	4	11	6	3	0	33
44 Haas	1-2	0-0	0-1	2	2	2	0	1	0	7
0 Octeus	7-11	0-2	0-2	6	3	14	2	1	0	2
21 Stephens	0-4	0-2	0-0	2	1	0	1	0	0	12
35 Davis	6-13	2-4	0-0	6	3	14	2	1	0	1
1 Scott	0-0	0-0	0-0	0	0	0	0	0	0	1
3 Thompson	1-3	0-0	0-0	0	0	2	0	1	0	0
5 Smotherman	0-0	0-0	0-0	0	1	0	0	0	0	0
20 Hammons	3-6	0-0	2-4	7	1	8	0	1	4	0
31 Mathias	2-8	2-7	0-0	2	3	6	1	2	1	1
TEAM				5						
TOTALS	24-60	5-21	4-9	35	18	57	12	10	5	4

Illinois	fg-a	3p-a	ft-a	reb	pf	tp	a	b	s	min
12 Black	6-9	0-0	3-5	13	4	15	0	2	0	2
32 Egwu	5-10	0-0	1-1	7	4	11	0	0	5	3
1 Tate	0-3	0-0	6-6	2	1	6	6	3	0	1
21 Hill	5-12	2-3	6-6	6	0	18	4	1	0	0
25 Nunn	4-15	1-5	5-6	7	1	14	2	2	0	1
3 Starks	1-9	0-2	0-0	1	0	2	1	1	0	0
10 LaFulip	0-0	0-0	0-0	0	0	0	0	0	0	0
22 Morgan	0-2	0-0	0-0	1	1	0	0	0	0	1
31 Colbert	0-0	0-0	0-0	0	1	0	0	0	0	0
TEAM				6						
TOTALS	21-60	3-10	21-24	43	12	66	13	9	5	8

	1st	2nd	ot	2ot	F	fg%	3p%	ft%
Purdue	30	27	--	--	57	.400	.238	.444
Illinois	32	34	--	--	66	.350	.300	.875

Officials: Pat Driscoll, Tom Eades, Lewis Garrison
Records: Illinois (13-7, 3-4), Purdue (11-8, 3-3)
Technical Fouls: None



GAME 20 | Jan. 24, 2015 | Mackey Arena (12,068)

Iowa	fg-a	3p-a	ft-a	reb	pf	tp	a	b	s	min
20 Uthoff	2-14	0-5	2-2	6	2	6	2	0	2	0
30 White	2-2	0-0	0-0	2	1	4	0	0	0	0
34 Woodbury	2-2	0-0	3-4	1	5	7	0	0	0	2
3 Jok	2-9	0-2	2-2	9	3	6	3	1	0	1
10 Gesell	7-14	1-3	3-5	3	2	18	3	3	0	0
0 Olaseni	2-10	0-0	5-9	16	4	9	1	2	0	0
2 Oglesby	1-5	1-4	0-0	1	0	3	1	0	0	0
5 Clemmons	3-4	2-2	1-2	0	2	9	0	0	0	0
11 Dickerson	0-0	0-0	1-2	0	1	1	0	1	0	0
25 Uhl	0-4	0-1	0-0	3	1	0	0	0	0	0
TEAM				5						1
TOTALS	21-64	4-17	17-26	46	20	63	10	8	2	3

Purdue	fg-a	3p-a	ft-a	reb	pf	tp	a	b	s	mp
12 Edwards	2-4	0-2	0-0	1	2	4	4	1	0	0
20 Hammons	5-6	0-0	3-4	3	4	13	2	0	1	0
0 Octeus	0-3	0-1	1-2	5	4	1	3	1	0	0
31 Mathias	1-7	0-4	0-0	5	0	2	2	0	0	0
35 Davis	8-14	3-5	5-9	4	0	24	1	1	1	0
3 Thompson	0-4	0-0	0-0	0	2	0	2	0	0	1
5 Smotherman	5-6	1-2	2-4	6	2	13	1	0	2	1
21 Stephens	0-4	0-3	0-0	0	0	0	4	1	0	0
44 Haas	4-5	0-0	2-4	4	3	10	0	1	4	1
TEAM				3						1
TOTALS	25-53	4-20	13-23	31	17	67	19	6	8	3

	1st	2nd	ot	2ot	F	fg%	3p%	ft%
Iowa	24	39	--	--	63	.328	.235	.654
Purdue	34	33	--	--	67	.472	.200	.565

Officials: Mike Sanzere, Donnie Eppley, Brian Dorsey
Records: Purdue (12-8, 4-3), Iowa (13-7, 4-3)
Technical Fouls: None



GAME 21 | Jan. 28, 2015 | Mackey Arena (14,846)

Indiana	fg-a	3p-a	ft-a	reb	pf	tp	a	b	s	min
5 Williams	4-12	0-0	0-0	6	3	8	0	2	1	3
30 Hartman	1-3	0-1	0-0	5	5	2	1	2	0	0
1 Blackmon, Jr.	4-13	1-5	4-6	1	0	13	1	2	0	1
4 Johnson	3-6	1-2	2-3	2	3	9	0	1	0	2
11 Ferrell	9-20	1-6	2-3	1	3	21	3	2	0	1
2 Zeisloft	1-2	1-2	0-0	2	5	3	1	0	0	1
3 Hoetzel	2-6	0-3	1-2	5	3	5	0	2	0	0
10 Burton	0-0	0-0	0-0	0	0	0	0	0	0	0
22 Robinson	1-3	0-0	2-2	3	1	4	2	0	0	0
25 Holt	0-1	0-0	2-2	1	3	2	0	0	1	1
TEAM				8						
TOTALS	25-66	4-19	13-18	34	26	67	8	11	2	9

Purdue	fg-a	3p-a	ft-a	reb	pf	tp	a	b	s	mp
12 Edwards	3-5	0-1	3-4	5	1	9	3	2	1	2
20 Hammons	4-4	0-0	3-4	3	1	11	1	1	8	1
0 Octeus	1-2	0-1	4-4	2	4	6	3	3	0	0
31 Mathias	2-5	1-4	2-2	3	2	7	0	1	0	0
35 Davis	5-8	1-1	8-8	5	1	19	2	2	1	1
1 Scott	4-7	0-1	3-6	6	5	11	2	1	0	0
2 McKeeman	0-0	0-0	0-0	0	0	0	0	0	0	0
3 Thompson	1-2	1-2	0-0	1	0	3	0	0	0	0
5 Smotherman	4-4	0-0	0-0	4	2	8	1	0	0	2
11 Toyra	0-0	0-0	0-0	0	0	0	0	0	0	0
21 Stephens	2-7	1-4	0-1	2	2	5	0	2	0	0
30 Beshears	0-0	0-0	0-0	0	0	0	0	0	0	0
44 Haas	1-2	0-0	2-4	0	2	4	1	0	0	0
TEAM				0						1
TOTALS	27-46	4-14	25-33	31	20	83	13	13	10	6

	1st	2nd	ot	2ot	F	fg%	3p%	ft%
Indiana	27	40	--	--	67	.379	.211	.722
Purdue	38	45	--	--	83	.587	.286	.758

Officials: Lamont Simpson, Mike Eades, John Higgins
Records: Indiana (15-6, 5-3); Purdue (13-8, 5-3)
Technical Fouls: None



GAME 22 | Jan. 31, 2015 | Welsh-Ryan Arena (8,117)

Purdue	fg-a	3p-a	ft-a	reb	pf	tp	a	b	s	mp
12 Edwards	2-4	1-1	2-2	5	2	7	4	2	0	2
20 Hammons	7-9	0-0	2-3	9	2	16	2	0	1	0
0 Octeus	3-9	0-0	8-10	7	2	14	2	2	0	3
31 Mathias	0-2	0-1	0-0	1	0	0	2	1	0	0
35 Davis	5-9	0-0	5-7	7	1	15	4	0	0	0
1 Scott	0-1	0-0	0-0	1	0	0	1	0	0	0
5 Smotherman	1-3	0-1	0-0	1	1	2	0	0	0	0
21 Stephens	1-6	1-6	1-2	0	1	4	1	1	0	0
44 Haas	2-2	0-0	6-8	1	3	10	1	1	0	0
TEAM				1						
TOTALS	21-45	2-9	24-32	33	12	68	16	8	1	5

Northwestern	fg-a	3p-a	ft-a	reb	pf	tp	a	b	s	min
20 Lindsey	3-6	0-1	0-0	5	3	6	0	0	2	2
22 Olah	2-8	0-1	0-0	1	5	4	1	2	2	1
14 Dumps	6-18	3-7	3-5	3	0	18	3	0	0	2
23 Cobb	1-2	0-0	0-0	3	2	2	0	0	0	0
30 McIntosh	7-12	2-4	2-2	2	2	18	5	3	0	0
3 Sobolewski	1-2	1-2	0-0	0	1	3	0	1	0	0
4 Law	1-2	0-0	3-4	3	1	5	0	1	0	0
34 Lumpkin	0-0	0-0	0-0	0	2	0	0	0	0	0
44 Skelly	1-3	0-0	0-0	3	4	2	0	1	0	0
50 Kreisberg	1-2	0-0	0-0	1	3	2	0	0	0	0
TEAM				7						
TOTALS	23-55	6-15	8-11	29	23	60	9	8	4	5

	1st	2nd	ot	2ot	F	fg%	3p%	ft%
Purdue	28	40	--	--	68	.467	.222	.750
Northwestern	29	31	--	--	60	.418	.400	.727

Officials: D.J. Garstensen, Ray Perone, Chris Beaver
Records: Purdue (14-8, 6-3), Northwestern (10-11, 1-7)
Technical Fouls: None



GAME 23 | Feb. 4, 2015 | Mackey Arena (12,087)

Ohio State	fg-a	3p-a	ft-a	reb	pf	tp	a	b	s	min
1 Tate	4-8	0-2	0-1	6	3	8	0	4	0	1
12 Thompson	4-10	1-2	0-1	5	4	9	3	2	3	4
31 Lee	2-2	0-0	0-0	1	3	4	0	1	1	0
0 Russell	7-18	2-7	4-5	7	2	20	5	3	0	2
3 Scott	1-8	0-0	0-0	2	1	2	1	0	1	0
15 K. Williams	2-5	1-2	0-0	4	3	5	1	0	0	1
23 A. Williams	4-5	0-0	2-2	2	3	10	1	1	1	0
33 Bates-Diop	0-0	0-0	0-0	0	1	0	0	0	0	0
55 McDonald	0-1	0-0	0-0	0	3	0	0	0	1	0
TEAM				4						
TOTALS	24-57	4-15	6-9	31	23	58	12	12	6	9

Purdue	fg-a	3p-a	ft-a	reb	pf	tp	a	to	b	s	mp
12 Edwards	2-7	0-2	0-0	1	1	4	3	1	0	1	27
20 Hammons	3-3	0-0	1-2	7	2	7	2	1	7	2	31
0 Octeus	4-7	0-1	6-7	7	0	14	1	2	1	1	34
31 Mathias	2-6	2-5	0-0	2	3	6	1	1	0	2	26
35 Davis	6-10	0-1	8-10	6	5	20	1	6	0	0	38
1 Scott	0-3	0-0	1-2	1	0	1	0	1	0	0	11
5 Smotherman	1-1	0-0	0-0	2	2	2	2	0	0	0	14
21 Stephens	1-5	1-3	1-2	0	3	4	0	0	0	1	11
44 Haas	0-3	0-0	2-4	5	0	2	0	1	1	0	8
TEAM				2							
TOTALS	19-45	3-12	19-27	33	16	60	10	13	9	7	200

Season / Career Highs

#0 - Jon Octeus

Points	
S:	17 vs. Minnesota (2-7-15)
C:	27 vs. [15] Gonzaga (11-11-13)
Rebounds	
S:	10 vs. North Florida (12-6-14)
C:	10 vs. North Florida (12-6-14)
Assists	
S:	7 vs. Penn State (1-17-15)
C:	8 vs. New Mexico State (11-30-13)
Steals	
S:	4 vs. Penn State (1-17-15)
C:	4 vs. Penn State (1-17-15)
Blocked Shots	
S:	2 vs. BYU (11-26-14)
C:	2, Two Times
Field Goals Made	
S:	7, Two Times
C:	9 vs. Wyoming (2-22-14)
Field Goal Attempts	
S:	11, Two Times
C:	17 vs. Utah State (2-11-4)
Three-Pointers Made	
S:	4 vs. Minnesota (2-7-15)
C:	4 vs. Minnesota (2-7-15)
Three-Point Attempts	
S:	5 vs. Minnesota (2-7-15)
C:	6 vs. San Jose State (3-5-14)
Free Throws Made	
S:	8 vs. Northwestern (1-31-15)
C:	13 vs. [15] Gonzaga (11-11-13)
Free Throw Attempts	
S:	10 vs. Northwestern (1-31-15)
C:	16 vs. [15] Gonzaga (11-11-13)
Minutes	
S:	41 vs. Penn State (1-17-15)
C:	41 vs. Penn State (1-17-15)

#5 - Basil Smotherman

Points	
S:	13 vs. [25] Iowa (1-24-15)
C:	13 vs. [25] Iowa (1-24-15)
Rebounds	
S:	6, Two Times
C:	10 vs. Penn State (1-18-14)
Assists	
S:	5 vs. Grambling (11-20-14)
C:	5 vs. Grambling (11-20-14)
Steals	
S:	2, Two Times
C:	2, Four Times
Blocked Shots	
S:	2, Two Times
C:	2, Two Times
Field Goals Made	
S:	5 vs. [25] Iowa (1-24-15)
C:	5, Two Times
Field Goal Attempts	
S:	8 vs. Missouri (11-25-14)
C:	9 vs. West Virginia (12-22-13)
Three-Pointers Made	
S:	1, Two Times
C:	1, Three Times
Three-Point Attempts	
S:	3 vs. Arkansas State (12-10-14)
C:	3 vs. Arkansas State (12-10-14)
Free Throws Made	
S:	2, Two Times
C:	6 vs. Penn State (1-18-14)
Free Throw Attempts	
S:	4, Two Times
C:	7 vs. Penn State (1-18-14)
Minutes	
S:	25 vs. [25] Iowa (1-24-15)
C:	38 vs. Northwestern (1-21-14)

#1 - Bryson Scott

Points	
S:	13 vs. Gardner-Webb (12-22-14)
C:	18 vs. [5] Oklahoma State (11-28-13)
Rebounds	
S:	6 vs. [22] Indiana (1-28-15)
C:	10 vs. Nebraska (2-23-14)
Assists	
S:	4, Two Times
C:	5 vs. Eastern Michigan (12-7-13)
Steals	
S:	3 vs. Grambling (11-20-14)
C:	4 vs. Eastern Illinois (11-20-13)
Blocked Shots	
S:	1, Three Times
C:	1, Five Times
Field Goals Made	
S:	4, Four Times
C:	6 vs. Butler (12-14-13)
Field Goal Attempts	
S:	10 vs. [21] Notre Dame (12-20-14)
C:	15 vs. [5] Oklahoma State (11-28-13)
Three-Pointers Made	
S:	1 vs. Samford (11-14-14)
C:	2 vs. [5] Oklahoma State (11-28-13)
Three-Point Attempts	
S:	2 vs. [21] Notre Dame (12-20-14)
C:	2, Two Times
Free Throws Made	
S:	9 vs. Gardner-Webb (12-22-14)
C:	10 vs. Eastern Michigan (12-7-13)
Free Throw Attempts	
S:	10 vs. Gardner-Webb (12-22-14)
C:	13 vs. Eastern Michigan (12-7-13)
Minutes	
S:	22 vs. [22] Indiana (1-28-15)
C:	24 vs. Eastern Michigan (12-7-13)

#11 - Stephen Toyra

Points	
S:	2 vs. Samford (11-14-14)
C:	4, Two Times
Rebounds	
S:	1, Two Times
C:	2 vs. Penn State (1-13-13)
Assists	
S:	0
C:	1 vs. Northwestern (2-24-13)
Steals	
S:	0
C:	1, Two Times
Blocked Shots	
S:	0
C:	0
Field Goals Made	
S:	0
C:	2 vs. Michigan (1-30-14)
Field Goal Attempts	
S:	1, Two Times
C:	3, Three Times
Three-Pointers Made	
S:	0
C:	0
Three-Point Attempts	
S:	1 vs. Arkansas State (12-10-14)
C:	1, Six Times
Free Throws Made	
S:	2 vs. Samford (11-14-14)
C:	2, Four Times
Free Throw Attempts	
S:	4 vs. Samford (11-14-14)
C:	4, Two Times
Minutes	
S:	5, Two Times
C:	7 vs. Penn State (2-5-13)

#2 - Jon McKeeman

Points	
S:	0
C:	5 vs. Central Connecticut State (11-13-13)
Rebounds	
S:	0
C:	2 vs. Central Connecticut State (11-13-13)
Assists	
S:	0
C:	0
Steals	
S:	0
C:	0
Blocked Shots	
S:	0
C:	0
Field Goals Made	
S:	0
C:	2 vs. Central Connecticut State (11-13-13)
Field Goal Attempts	
S:	1 vs. Missouri (11-25-14)
C:	4 vs. Central Connecticut State (11-13-13)
Three-Pointers Made	
S:	0
C:	1 vs. Central Connecticut State (11-13-13)
Three-Point Attempts	
S:	0
C:	2 vs. Central Connecticut State (11-13-13)
Free Throws Made	
S:	0
C:	0
Free Throw Attempts	
S:	0
C:	0
Minutes	
S:	4, Two Times
C:	4, Two Times

#12 - Vince Edwards

Points	
S:	26 vs. IUPUI (11-16-14)
C:	26 vs. IUPUI (11-16-14)
Rebounds	
S:	9, Two Times
C:	9, Two Times
Assists	
S:	6 vs. Illinois (1-21-15)
C:	6 vs. Illinois (1-21-15)
Steals	
S:	2, Three Times
C:	2, Three Times
Blocked Shots	
S:	3 vs. IUPUI (11-16-14)
C:	3 vs. IUPUI (11-16-14)
Field Goals Made	
S:	11 vs. IUPUI (11-16-14)
C:	11 vs. IUPUI (11-16-14)
Field Goal Attempts	
S:	16 vs. IUPUI (11-16-14)
C:	16 vs. IUPUI (11-16-14)
Three-Pointers Made	
S:	3, Two Times
C:	3, Two Times
Three-Point Attempts	
S:	6 vs. [11] Maryland (1-10-15)
C:	6 vs. [11] Maryland (1-10-15)
Free Throws Made	
S:	8 vs. BYU (11-26-14)
C:	8 vs. BYU (11-26-14)
Free Throw Attempts	
S:	9 vs. BYU (11-26-14)
C:	9 vs. BYU (11-26-14)
Minutes	
S:	41 vs. BYU (11-26-14)
C:	41 vs. BYU (11-26-14)

#3 - P.J. Thompson

Points	
S:	7, Three Times
C:	7, Three Times
Rebounds	
S:	3 vs. North Carolina State (12-2-14)
C:	3 vs. North Carolina State (12-2-14)
Assists	
S:	4, Two Times
C:	4, Two Times
Steals	
S:	2, Two Times
C:	2, Two Times
Blocked Shots	
S:	1 vs. [21] Notre Dame (12-20-14)
C:	1 vs. [21] Notre Dame (12-20-14)
Field Goals Made	
S:	3, Two Times
C:	3, Two Times
Field Goal Attempts	
S:	9 vs. North Florida (12-6-14)
C:	9 vs. North Florida (12-6-14)
Three-Pointers Made	
S:	2 vs. Grambling (11-20-14)
C:	2 vs. Grambling (11-20-14)
Three-Point Attempts	
S:	7 vs. Grambling (11-20-14)
C:	7 vs. Grambling (11-20-14)
Free Throws Made	
S:	5 vs. Missouri (11-25-14)
C:	5 vs. Missouri (11-25-14)
Free Throw Attempts	
S:	6 vs. Missouri (11-25-14)
C:	6 vs. Missouri (11-25-14)
Minutes	
S:	27 vs. North Florida (12-6-14)
C:	27 vs. North Florida (12-6-14)

#20 - A.J. Hammons

Points	
S:	21 vs. Penn State (1-17-15)
C:	30 vs. [3] Indiana (1-30-13)
Rebounds	
S:	12, Three Times
C:	16 vs. [3] Ohio State (12-31-13)
Assists	
S:	3 vs. Samford (11-14-14)
C:	4 vs. [3] Ohio State (12-31-13)
Steals	
S:	2 vs. [20] Ohio State (2-4-15)
C:	3 vs. UNC Wilmington (11-21-12)
Blocked Shots	
S:	8 vs. [22] Indiana (1-28-15)
C:	8 vs. [22] Indiana (1-28-15)
Field Goals Made	
S:	7, Three Times
C:	10 vs. [3] Indiana (1-30-13)
Field Goal Attempts	
S:	15, Two Times
C:	19, Two Times
Three-Pointers Made	
S:	0
C:	0
Three-Point Attempts	
S:	2 vs. Samford (11-14-14)
C:	2 vs. Samford (11-14-14)
Free Throws Made	
S:	7 vs. Penn State (1-17-15)
C:	11, Two Times
Free Throw Attempts	
S:	9 vs. Penn State (1-17-15)
C:	17 vs. Northwestern (1-21-14)
Minutes	
S:	33, Two Times
C:	46 vs. Minnesota (2-5-14)

Season / Career Highs**#21 - Kendall Stephens**

Points	
S:	24 vs. IUPUI (11-16-14)
C:	24 vs. IUPUI (11-16-14)
Rebounds	
S:	7 vs. [11] Maryland (1-10-15)
C:	7 vs. [11] Maryland (1-10-15)
Assists	
S:	4, Three Times
C:	5 vs. Northwestern (3-9-14)
Steals	
S:	2, Three Times
C:	3 vs. [13] Michigan State (2-20-14)
Blocked Shots	
S:	3 vs. Arkansas State (12-10-14)
C:	3, Two Times
Field Goals Made	
S:	7, Three Times
C:	7, Three Times
Field Goal Attempts	
S:	16 vs. Penn State (1-17-15)
C:	16 vs. Penn State (1-17-15)
Three-Pointers Made	
S:	6, Three Times
C:	6, Three Times
Three-Point Attempts	
S:	12 vs. Penn State (1-17-15)
C:	12 vs. Penn State (1-17-15)
Free Throws Made	
S:	6, Two Times
C:	7 vs. [13] Michigan State (2-20-14)
Free Throw Attempts	
S:	6, Three Times
C:	8 vs. [13] Michigan State (2-20-14)
Minutes	
S:	39 vs. Penn State (1-17-15)
C:	39 vs. Penn State (1-17-15)

#35 - Rapheal Davis

Points	
S:	24 vs. [25] Iowa (1-24-15)
C:	24 vs. [25] Iowa (1-24-15)
Rebounds	
S:	12 vs. Gardner-Webb (12-22-14)
C:	12 vs. Gardner-Webb (12-22-14)
Assists	
S:	6, Two Times
C:	6, Two Times
Steals	
S:	3 vs. Vanderbilt (12-13-14)
C:	3 vs. Vanderbilt (12-13-14)
Blocked Shots	
S:	2 vs. IPFW (12-8-14)
C:	2, Four Times
Field Goals Made	
S:	8 vs. [25] Iowa (1-24-15)
C:	8, Two Times
Field Goal Attempts	
S:	14 vs. [25] Iowa (1-24-15)
C:	14 vs. [25] Iowa (1-24-15)
Three-Pointers Made	
S:	3 vs. [25] Iowa (1-24-15)
C:	3 vs. [25] Iowa (1-24-15)
Three-Point Attempts	
S:	5 vs. [25] Iowa (1-24-15)
C:	5 vs. [25] Iowa (1-24-15)
Free Throws Made	
S:	14 vs. Missouri (11-25-14)
C:	14 vs. Missouri (11-25-14)
Free Throw Attempts	
S:	18 vs. Missouri (11-25-14)
C:	18 vs. Missouri (11-25-14)
Minutes	
S:	39 vs. [25] Iowa (1-24-15)
C:	39 vs. [25] Iowa (1-24-15)

#23 - Jacquil Taylor

Points	
S:	7 vs. Samford (11-14-14)
C:	7 vs. Samford (11-14-14)
Rebounds	
S:	3, Two Times
C:	3, Two Times
Assists	
S:	2 vs. Grambling (11-20-14)
C:	2 vs. Grambling (11-20-14)
Steals	
S:	1 vs. Grambling (11-20-14)
C:	1 vs. Grambling (11-20-14)
Blocked Shots	
S:	2 vs. Samford (11-14-14)
C:	2 vs. Samford (11-14-14)
Field Goals Made	
S:	3 vs. Samford (11-14-14)
C:	3 vs. Samford (11-14-14)
Field Goal Attempts	
S:	4 vs. Samford (11-14-14)
C:	4 vs. Samford (11-14-14)
Three-Pointers Made	
S:	1 vs. Grambling (11-20-14)
C:	1 vs. Grambling (11-20-14)
Three-Point Attempts	
S:	1, Three Times
C:	1, Three Times
Free Throws Made	
S:	1, Two Times
C:	1, Two Times
Free Throw Attempts	
S:	2, Two Times
C:	2, Two Times
Minutes	
S:	13 vs. Samford (11-14-14)
C:	13 vs. Samford (11-14-14)

#44 - Isaac Haas

Points	
S:	19 vs. Kansas State (11-24-14)
C:	19 vs. Kansas State (11-24-14)
Rebounds	
S:	8, Two Times
C:	8, Two Times
Assists	
S:	2 vs. Grambling (11-20-14)
C:	2 vs. Grambling (11-20-14)
Steals	
S:	1 vs. North Florida (12-6-14)
C:	1 vs. North Florida (12-6-14)
Blocked Shots	
S:	4 vs. [25] Iowa (1-24-15)
C:	4 vs. [25] Iowa (1-24-15)
Field Goals Made	
S:	7, Two Times
C:	7, Two Times
Field Goal Attempts	
S:	10, Two Times
C:	10, Two Times
Three-Pointers Made	
S:	0
C:	0
Three-Point Attempts	
S:	0
C:	0
Free Throws Made	
S:	7 vs. Samford (11-14-14)
C:	7 vs. Samford (11-14-14)
Free Throw Attempts	
S:	9 vs. Samford (11-14-14)
C:	9 vs. Samford (11-14-14)
Minutes	
S:	24 vs. Grambling (11-20-14)
C:	24 vs. Grambling (11-20-14)

#30 - Neal Beshears

Points	
S:	0
C:	3 vs. Hofstra (11-11-12)
Rebounds	
S:	0
C:	2, Two Times
Assists	
S:	0
C:	2 vs. Northern Illinois (11-11-11)
Steals	
S:	0
C:	0
Blocked Shots	
S:	0
C:	1, Two Times
Field Goals Made	
S:	0
C:	1, Three Times
Field Goal Attempts	
S:	0
C:	2 vs. Lamar (12-4-12)
Three-Pointers Made	
S:	0
C:	1 vs. Hofstra (11-11-12)
Three-Point Attempts	
S:	0
C:	1, Four Times
Free Throws Made	
S:	0
C:	2 vs. IPFW (12-20-11)
Free Throw Attempts	
S:	0
C:	2 vs. IPFW (12-20-11)
Minutes	
S:	0+ vs. [22] Indiana (1-28-15)
C:	8 vs. [1] Indiana (2-16-13)

#31 - Dakota Mathias

Points	
S:	10 vs. Arkansas State (12-10-14)
C:	10 vs. Arkansas State (12-10-14)
Rebounds	
S:	5, Two Times
C:	5, Two Times
Assists	
S:	4, Three Times
C:	4, Three Times
Steals	
S:	2, Two Times
C:	2, Two Times
Blocked Shots	
S:	1, Two Times
C:	1, Two Times
Field Goals Made	
S:	3, Two Times
C:	3, Two Times
Field Goal Attempts	
S:	8 vs. Illinois (1-21-15)
C:	8 vs. Illinois (1-21-15)
Three-Pointers Made	
S:	3 vs. Grambling (11-20-14)
C:	3 vs. Grambling (11-20-14)
Three-Point Attempts	
S:	7, Two Times
C:	7, Two Times
Free Throws Made	
S:	3 vs. Arkansas State (12-10-14)
C:	3 vs. Arkansas State (12-10-14)
Free Throw Attempts	
S:	3 vs. Arkansas State (12-10-14)
C:	3 vs. Arkansas State (12-10-14)
Minutes	
S:	28, Two Times
C:	28, Two Times

GAME 25 | PURDUE AT RUTGERS | FEBRUARY 12, 2015

#0 | Jon Ochteus | Senior | Guard | Miami, Fla.

Date	Opponent	Min.	FG	3FG	FT	O-D-T	PF	A	TO	B	S	Pts.
N14	• Samford	20	2-3	0-0	0-0	1-3-4	3	2	2	0	1	4
N16	• IUPUI	27	1-4	0-1	4-5	2-1-3	2	4	1	1	1	6
N20	• Grambling	14	3-4	0-0	1-3	1-1-2	2	2	1	0	1	7
N24	• Kansas State	26	4-6	1-1	3-3	0-2-2	1	6	2	0	2	12
N25	• Missouri	21	2-3	0-0	4-4	0-6-6	1	4	2	0	1	8
N26	• BYU	34	4-10	0-2	0-0	2-2-4	4	3	2	2	1	8
D2	• North Carolina State	20	0-2	0-1	0-0	1-3-4	4	1	0	0	1	0
D6	• North Florida	21	4-9	0-0	1-2	5-5-10	4	2	1	1	0	9
D8	• IPFW	29	3-7	0-1	0-0	3-6-9	2	3	2	0	2	6
D10	• Arkansas State	17	2-3	1-2	4-4	0-1-1	2	1	0	0	0	9
D13	• Vanderbilt	21	1-5	1-2	1-2	2-1-3	5	1	1	0	0	4
D20	• Notre Dame	28	4-6	2-2	1-2	0-5-5	2	1	2	0	0	11
D22	• Gardner-Webb	32	3-4	2-3	5-6	1-2-3	2	2	0	0	1	13
D31	• Minnesota	35	3-6	0-0	4-6	1-3-4	1	4	1	1	1	10
J3	• Michigan	36	4-7	0-2	5-6	3-5-8	4	2	0	0	2	13
J7	• Wisconsin	35	7-9	0-0	1-2	0-8-8	4	1	3	0	1	15
J10	• Maryland	32	4-11	0-1	2-3	3-3-6	4	3	2	0	2	10
J17	• Penn State	41	4-7	2-4	3-6	1-3-4	2	7	1	0	4	13
J21	• Illinois	34	7-11	0-2	0-2	2-4-6	3	2	1	0	2	14
J24	• Iowa	29	0-3	0-1	1-2	2-3-5	4	3	1	0	0	1
J28	• Indiana	16	1-2	0-1	4-4	0-2-2	4	3	3	0	0	6
J31	• Northwestern	35	3-9	0-0	8-10	1-6-7	2	7	2	0	3	14
F4	• Ohio State	24	4-7	0-1	6-7	2-5-7	0	1	2	1	1	14
F7	• Minnesota	35	6-9	4-5	1-2	1-6-7	3	3	5	0	0	17
F12	Rutgers											
F15	Nebraska											
F19	Indiana											
F26	Rutgers											
M1	Ohio State											
M4	Michigan State											
M7	Illinois											

#1 | Bryson Scott | Sophomore | Guard | Fort Wayne, Ind.

Date	Opponent	Min.	FG	3FG	FT	O-D-T	PF	A	TO	B	S	Pts.
N14	Samford	16	2-3	1-1	2-4	0-1-1	2	1	2	1	1	7
N16	IUPUI	12	1-6	0-1	3-4	0-2-2	2	0	3	0	2	5
N20	Grambling	14	2-5	0-0	4-6	0-1-1	0	2	0	0	3	8
N24	Kansas State	11	2-3	0-0	2-4	0-1-1	0	2	1	0	0	6
N25	Missouri	11	1-1	0-0	0-0	0-0-0	2	1	1	0	1	2
N26	BYU	6	0-1	0-0	2-2	0-0-0	0	2	0	0	1	2
D2	North Carolina State					-- DID NOT PLAY --						
D6	North Florida	16	1-3	0-0	0-0	1-2-3	1	4	1	0	2	2
D8	IPFW	13	0-1	0-0	0-0	1-1-2	5	2	1	0	0	0
D10	Arkansas State	17	4-7	0-1	0-0	1-2-3	0	4	1	1	1	8
D13	Vanderbilt	19	4-9	0-1	2-2	1-1-2	2	2	1	1	1	10
D20	Notre Dame	11	4-10	0-2	3-3	0-3-3	1	1	2	0	1	11
D22	Gardner-Webb	13	2-7	0-1	9-10	0-3-3	2	1	1	0	2	13
D31	• Minnesota	13	0-3	0-0	0-0	0-4-4	2	1	2	0	0	0
J3	Michigan					-- DID NOT PLAY --						
J7	Wisconsin					-- DID NOT PLAY --						
J10	Maryland	0+	0-0	0-0	0-0	0-0-0	0	0	0	0	0	0
J17	Penn State	3	0-0	0-0	0-0	0-0-0	2	1	1	0	0	0
J21	Illinois	1	0-0	0-0	0-0	0-0-0	0	0	0	0	0	0
J24	Iowa					-- DID NOT PLAY --						
J28	Indiana	22	4-7	0-1	3-6	0-6-6	5	2	1	0	0	11
J31	Northwestern	7	0-1	0-0	0-0	0-1-1	0	0	1	0	0	0
F4	Ohio State	11	0-3	0-0	1-2	0-1-1	0	0	1	0	0	1
F7	Minnesota	3	0-0	0-0	0-0	0-0-0	1	0	2	0	0	0
F12	Rutgers											
F15	Nebraska											
F19	Indiana											
F26	Rutgers											
M1	Ohio State											
M4	Michigan State											
M7	Illinois											

#2 | Jon McKeeman | Junior | Guard | Fort Wayne, Ind.

Date	Opponent	Min.	FG	3FG	FT	O-D-T	PF	A	TO	B	S	Pts.
N14	Samford	3	0-0	0-0	0-0	0-0-0	0	0	0	0	0	0
N16	IUPUI					-- DID NOT PLAY --						
N20	Grambling	4	0-0	0-0	0-0	0-0-0	0	0	0	0	0	0
N24	Kansas State					-- DID NOT PLAY --						
N25	Missouri	1	0-1	0-0	0-0	0-0-0	0	0	0	0	0	0
N26	BYU					-- DID NOT PLAY --						
D2	North Carolina State					-- DID NOT PLAY --						
D6	North Florida					-- DID NOT PLAY --						
D8	IPFW					-- DID NOT PLAY --						
D10	Arkansas State	4	0-0	0-0	0-0	0-0-0	1	0	1	0	0	0
D13	Vanderbilt					-- DID NOT PLAY --						
D20	Notre Dame					-- DID NOT PLAY --						
D22	Gardner-Webb					-- DID NOT PLAY --						
D31	Minnesota					-- DID NOT PLAY --						
J3	Michigan					-- DID NOT PLAY --						
J7	Wisconsin					-- DID NOT PLAY --						
J10	Maryland					-- DID NOT PLAY --						
J17	Penn State					-- DID NOT PLAY --						
J21	Illinois					-- DID NOT PLAY --						
J24	Iowa					-- DID NOT PLAY --						
J28	Indiana	0+	0-0	0-0	0-0	0-0-0	0	0	0	0	0	0
J31	Northwestern					-- DID NOT PLAY --						
F4	Ohio State					-- DID NOT PLAY --						
F7	Minnesota					-- DID NOT PLAY --						
F12	Rutgers											
F15	Nebraska											
F19	Indiana											
F26	Rutgers											
M1	Ohio State											
M4	Michigan State											
M7	Illinois											

#3 | P.J. Thompson | Freshman | Guard | Indianapolis, Ind.

Date	Opponent	Min.	FG	3FG	FT	O-D-T	PF	A	TO	B	S	Pts.
N14	Samford	21	0-2	0-2	0-0	0-0-0	1	3	1	0	2	0
N16	IUPUI	15	0-0	0-0	0-0	0-1-1	2	1	1	0	1	0
N20	Grambling	18	2-8	2-7	0-0	1-1-2	0	4	0	0	2	6
N24	Kansas State	21	1-1	1-1	0-0	0-1-1	4	0	1	0	0	3
N25	Missouri	22	1-1	0-0	5-6	1-0-1	1	2	0	0	1	7
N26	BYU	16	1-3	1-2	1-2	0-1-1	1	1	1	0	1	4
D2	North Carolina State	22	1-4	1-3	0-0	2-1-3	3	4	0	0	0	3
D6	North Florida	27	3-9	1-4	0-0	1-1-2	1	1	1	0	1	7
D8	• IPFW	20	1-3	0-1	0-0	0-2-2	0	2	1	0	1	2
D10	Arkansas State	19	2-3	1-2	0-0	1-1-2	1	2	0	0	0	5
D13	Vanderbilt1	11	0-1	0-1	0-0	0-0-0	2	0	0	0	0	0
D20	Notre Dame	21	0-2	0-2	0-0	0-0-0	2	1	0	1	0	0
D22	Gardner-Webb	21	3-7	1-5	0-0	1-1-2	3	2	0	0	1	7
D31	Minnesota	5	0-0	0-0	0-0	1-0-1	2	0	2	0	1	0
J3	Michigan	11	0-1	0-1	0-0	0-2-2	0	1	1	0	0	0
J7	Wisconsin	14	0-1	0-0	0-0	0-0-0	1	0	0	0	1	0
J10	Maryland	14	1-2	1-2	0-0	0-0-0	2	1	0	0	1	3
J17	Penn State	1	0-0	0-0	0-0	0-0-0	2	0	2	0	0	0
J21	Illinois	8	1-3	0-2	0-0	0-0-0	0	0	1	0	0	0
J24	Iowa	12	0-4	0-3	0-0	0-0-0	2	2	0	0	1	0
J28	Indiana	9	1-2	1-2	0-0	0-1-1	0	0	0	0	0	3
J31	Northwestern					-- DID NOT PLAY --						
F4	Ohio State					-- DID NOT PLAY --						
F7	Minnesota	7	1-2	1-2	0-0	0-0-0	1	0	1	0	0	3
F12	Rutgers											
F15	Nebraska											
F19	Indiana											
F26	Rutgers											
M1	Ohio State											
M4	Michigan State											
M7	Illinois											

#5 | Basil Smotherman | Sophomore | Forward | Indianapolis, Ind.

Date	Opponent	Min.	FG	3FG	FT	O-D-T	PF	A	TO	B	S	Pts.
N14	Samford	16	0-1	0-1	2-4	0-5-5	2	2	2	0	0	2
N16	IUPUI	6	0-0	0-0	0-1	0-0-0	0	0	0	0	1	0
N20	Grambling	17	2-6	0-1	0-0	4-2-6	3	5	1	0	1	4
N24	Kansas State	9	1-2	1-2	0-0	0-0-0	0	1	0	0	0	3
N25	Missouri	17	2-8	0-2	0-0	1-2-3	0	1	1	2	1	4
N26	BYU	8	0-0	0-0	0-0	0-0-0	0	2	0	0	0	0
D2	North Carolina State	7	0-0	0-0	0-0	0-0-0	1	0	1	0	0	0
D6	North Florida	8	1-1	0-0	0-0	0-2-2	2	2	0	0	0	2
D8	IPFW	7	0-0	0-0	0-0	0-0-0	2	0	0	1	0	0
D10	Arkansas State	22	1-4	0-3	1-2	1-3-4	1	0	0	0	0	3
D13	Vanderbilt	11	2-3	0-0	0-0	0-1-1	1	0	0	0	0	4
D20	Notre Dame	17	2-3	0-0	0-0	1-1-2	2	1	0	0	1	4
D22	Gardner-Webb	17	3-5	0-0	0-0	0-0-0	1	1	1	1	2	6
D31	Minnesota	7	0-1	0-0	0-0	0-2-2	2	0	0	0	0	0
J3	Michigan	6	0-1	0-1	0-0	0-0-0	1	0	1	0	0	0
J7	Wisconsin	6	0-1	0-0	0-0	0-0-0	2	0	0	0	0	0
J10	Maryland	10	0-0	0-0	1-2	0-0-0	1	0	0	0	0	1
J17	Penn State	1	0-2	0-0	0-0	0-1-1	0	0	0	0	0	0
J21	Illinois	7	0-0	0-0	0-0	0-0-0	1	0	0	0	0	0
J24	Iowa	25	5-6	1-2	2-4	2-4-6	2	1	0	2	1	13
J28	Indiana	19	4-4	0-0	0-0	1-3-4	2	1	0	0	2	8
J31	Northwestern	13	1-3	0-1	0-0	1-0-1	1	0	0	0	0	2
F4	Ohio State	14	1-1	0-0	0-0	2-0-2	2	2	0	0	0	2
F7	• Minnesota	9	1-3	0-1	0-0	0-2-2	0	1	1	0	0	2
F12	Rutgers											
F15	Nebraska											
F19	Indiana											
F26	Rutgers											
M1	Ohio State											
M4	Michigan State											
M7	Illinois											

#11 | Stephen Toyra | Junior | Guard | Lafayette, Ind.

Date	Opponent	Min.	FG	3FG	FT	O-D-T	PF	A	TO	B	S	Pts.
N14	Samford	4	0-0	0-0	2-4	0-1-1	1	0	1	0	0	2
N16	IUPUI					-- DID NOT PLAY --						
N20	Grambling	5	0-0	0-0	0-0	0-0-0	0	0	0	0	0	0
N24	Kansas State					-- DID NOT PLAY --						
N25	Missouri	2	0-1	0-0	0-0	0-0-0	0	0	2	0	0	0
N26	BYU					-- DID NOT PLAY --						
D2	North Carolina State					-- DID NOT PLAY --						
D6	North Florida					-- DID NOT PLAY --						
D8	IPFW					-- DID NOT PLAY --						
D10	Arkansas State	5	0-1	0-1	0-0	0-1-1	0	0	0	0	0	0
D13	Vanderbilt					-- DID NOT PLAY --						
D20	Notre Dame					-- DID NOT PLAY --						
D22	Gardner-Webb					-- DID NOT PLAY --						
D31	Minnesota					-- DID NOT PLAY --						
J3	Michigan					-- DID NOT PLAY --						
J7	Wisconsin					-- DID NOT PLAY --						
J10	Maryland					-- DID NOT PLAY --						
J17	Penn State					-- DID NOT PLAY --						
J21	Illinois					-- DID NOT PLAY --						
J24	Iowa					-- DID NOT PLAY --						
J28	Indiana	0+	0-0	0-0	0-0	0-0-0	0	0	0	0	0	0
J31	Northwestern					-- DID NOT PLAY --						
F4	Ohio State					-- DID NOT PLAY --						
F7	Minnesota					-- DID NOT PLAY --						
F12	Rutgers											
F15	Nebraska											
F19	Indiana											
F26	Rutgers											
M1	Ohio State											
M4	Michigan State											
M7	Illinois											

#12 | Vince Edwards | Freshman | Forward | Middletown, Ohio

Date	Opponent	Min.	FG	3FG	FT	O-D-T	PF	A	TO	B	S	Pts.
N14	• Samford	17	5-7	2-3	1-1	1-7-8	2	2	1	0	0	13
N16	• IUPUI	31	11-16	2-5	2-3	5-3-8	1	0	3	3	1	26
N20	• Grambling	19	1-4	0-0	0-0	3-3-6	2	3	1	0	2	2
N24	• Kansas State	24	2-5	0-2	0-0	1-3-4	3	1	0	2	0	4
N25	• Missouri	22	1-3	0-2	4-4	2-3-5	2	2	0	1	0	6
N26	• BYU	41	7-9	3-5	8-9	3-6-9	3	2	2	0	0	25
D2	• North Carolina State	33	6-8	3-4	1-3	7-2-9	1	2	3	0	0	16
D6	• North Florida	31	2-8	1-4	0-1	5-2-7	5	2	2	0	1	5
D8	• IPFW	33	3-7	0-2	0-0	1-3-4	1	4	1	1	0	6
D10	• Arkansas State	18	3-5	0-2	0-0	2-3-5	1	5	1	0	0	6
D13	• Vanderbilt	27	4-6	1-2	0-0	2-1-3	4	1	2	0	0	9
D20	• Notre Dame	27	4-8	1-2	0-0	1-6-7	1	1	1	0	0	9
D22	• Gardner-Webb	21	3-5	1-1	1-1	1-3-4	2	4	1	0	0	8
D31	Minnesota	23	2-6	0-1	4-4	1-3-4	2	3	1	0	0	8
J3	• Michigan	32	5-8	0-0	6-9	3-3-6	1	2	0	0	1	16
J7	• Wisconsin	36	2-6	0-2	0-0	2-3-5	4	4	1	0	0	4
J10	• Maryland	30	2-9	2-6	0-0	0-3-3	3	2	3	1	0	6
J17	• Penn State	39	4-8	1-4	2-3	0-1-1	0	2	2	0	1	11
J21	• Illinois	33	4-13	1-4	2-2	3-2-5	4	6	3	0	0	11
J24	• Iowa	12	2-4	0-2	0-0	0-1-1	2	4	1	0	0	4
J28	• Indiana	23	3-5	0-1	3-4	4-1-5	1	3	2	1	2	9
J31	• Northwestern	27	2-4	1-1	2-2	1-4-5	2	4	2	0	2	7
F4	• Ohio State	27	2-7	0-2	0-0	0-1-1	1	3	1	0	1	4
F7	Minnesota	31	5-9	2-3	0-0	4-2-6	2	3	3	0	0	12
F12	Rutgers											
F15	Nebraska											
F19	Indiana											
F26	Rutgers											
M1	Ohio State											
M4	Michigan State											
M7	Illinois											

#20 | A.J. Hammons | Junior | Center | Gary, Ind.

Date	Opponent	Min.	FG	3FG	FT	O-D-T	PF	A	TO	B	S	Pts.
N14	• Samford	18	2-5	0-2	1-2	1-2-3	1	3	2	4	1	5
N16	• IUPUI	29	2-6	0-0	2-6	1-3-4	3	2	4	4	0	6
N20	• Grambling	16	3-5	0-0	0-0	3-4-7	1	0	3	2	1	6
N24	• Kansas State	10	3-4	0-0	0-0	1-1-2	4	1	1	0	0	6
N25	• Missouri	18	3-7	0-1	6-6	2-4-6	4	0	2	3	0	12
N26	• BYU	20	5-10	0-1	2-4	2-2-4	4	1	3	4	0	12
D2	• North Carolina State	24	6-10	0-1	3-4	2-3-5	1	0	3	2	0	15
D6	• North Florida	23	7-15	0-0	2-4	5-2-7	5	1	2	5	1	16
D8	IPFW	22	6-14	0-0	1-4	5-7-12	1	1	1	5	1	13
D10	Arkansas State	17	3-7	0-1	4-6	2-3-5	2	2	0	1	0	10
D13	Vanderbilt	20	1-5	0-0	3-4	2-3-5	2	0	2	3	0	5
D20	Notre Dame	19	3-8	0-1	5-6	0-2-2	4	2	1	2	0	11
D22	Gardner-Webb	22	6-15	0-0	0-0	5-2-7	2	1	4	2	0	12
D31	Minnesota	23	5-9	0-0	1-2	3-6-9	3	2	1	1	1	11
J3	Michigan	31	6-11	0-0	3-5	2-10-12	1	0	3	2	2	15
J7	Wisconsin	23	5-10	0-0	1-2	1-3-4	3	0	4	0	0	11
J10	Maryland	18	2-6	0-0	2-2	2-4-6	4	0	3	1	0	6
J17	Penn State	33	7-11	0-0	7-9	4-8-12	4	0	7	3	0	21
J21	Illinois	33	3-6	0-0	2-4	2-5-7	1	0	1	4	0	8
J24	• Iowa	20	5-6	0-0	3-4	1-2-3	4	2	0	1	0	13
J28	• Indiana	28	4-4	0-0	3-4	1-2-3	1	1	1	8	1	11
J31	• Northwestern	28	7-9	0-0	2-3	3-6-9	2	2	0	1	0	16
F4	• Ohio State	31	3-3	0-0	1-2	2-5-7	2	2	1	7	2	7
F7	• Minnesota	33	5-8	0-0	1-1	3-7-10	2	0	1	5	1	11
F12	Rutgers											
F15	Nebraska											
F19	Indiana											
F26	Rutgers											
M1	Ohio State											
M4	Michigan State											
M7	Illinois											

GAME 25 | PURDUE AT RUTGERS | FEBRUARY 12, 2015

#21 Kendall Stephens Sophomore Guard St. Charles, Ill.													
Date	Opponent	Min.	FG	3FG	FT	O-D-T	PF	A	TO	B	S	Pts.	
N14	• Samford	14	3-5	3-4	1-2	0-2-2	0	1	0	0	1	10	
N16	• IUPUI	32	6-11	6-9	6-6	0-4-4	2	1	2	0	2	24	
N20	• Grambling	16	2-6	1-5	1-1	0-0-0	1	2	2	0	0	6	
N24	• Kansas State	35	7-15	5-11	2-3	0-3-3	1	3	1	2	1	21	
N25	• Missouri	17	3-7	3-5	0-0	1-2-3	4	0	1	0	0	9	
N26	• BYU	32	1-9	1-5	1-2	1-4-5	1	1	2	1	1	4	
D2	• North Carolina State	26	2-11	1-4	4-6	0-2-2	2	2	1	0	0	9	
D6	• North Florida	26	2-7	2-6	4-4	0-4-4	0	4	3	0	2	10	
D8	IPFW	22	5-11	3-7	0-0	0-2-2	2	2	1	0	1	13	
D10	Arkansas State	19	6-9	6-7	0-0	0-1-1	0	2	3	3	1	18	
D13	Vanderbilt	24	2-8	1-5	6-6	0-3-3	2	1	2	0	1	11	
D20	• Notre Dame	17	1-6	1-5	0-0	0-3-3	3	2	0	0	0	3	
D22	• Gardner-Webb	20	0-5	0-4	0-0	0-4-4	1	0	1	0	0	0	
D31	• Minnesota	37	7-15	4-8	1-2	2-0-2	0	4	1	1	0	19	
J3	• Michigan	35	3-6	2-5	0-0	0-4-4	4	1	1	1	0	8	
J7	• Wisconsin	12	3-6	1-2	0-0	0-1-1	4	2	0	0	0	7	
J10	• Maryland	30	5-14	2-8	2-2	2-5-7	4	3	3	0	2	14	
J17	• Penn State	39	7-16	6-12	2-5	2-2-4	1	3	1	0	0	22	
J21	• Illinois	12	0-4	0-2	0-0	0-2-2	1	1	0	0	0	0	
J24	Iowa	15	0-4	0-3	0-0	0-0-0	0	4	1	0	0	0	
J28	Indiana	20	2-7	1-4	0-1	1-1-2	2	0	2	0	0	5	
J31	Northwestern	23	1-6	1-2	0-0-0	0-0-0	1	1	1	0	0	4	
F4	Ohio State	11	1-5	1-3	1-2	0-0-0	3	0	0	0	1	4	
F7	Minnesota	23	3-9	3-8	0-0	0-3-3	2	3	1	0	0	9	
F12	Rutgers												
F15	Nebraska												
F19	Indiana												
F26	Rutgers												
M1	Ohio State												
M4	Michigan State												
M7	Illinois												

#23 Jacquil Taylor Freshman Forward Cambridge, Mass.													
Date	Opponent	Min.	FG	3FG	FT	O-D-T	PF	A	TO	B	S	Pts.	
N14	Samford	13	3-4	0-1	1-2	1-2-3	1	0	2	2	0	7	
N16	IUPUI	3	0-0	0-0	0-0	0-2-2	0	0	0	0	0	0	
N20	Grambling	12	2-3	1-1	0-0	0-2-2	0	2	3	0	1	5	
N24	Kansas State	7	0-1	0-1	0-0	0-2-2	0	0	1	1	0	0	
N25	Missouri	2	0-1	0-0	0-0	2-1-3	0	0	0	0	0	0	
N26	BYU					-- DID NOT PLAY --							
D2	North Carolina State					-- DID NOT PLAY --							
D6	North Florida					-- DID NOT PLAY --							
D8	IPFW					-- DID NOT PLAY --							
D10	Arkansas State	5	0-2	0-1	1-2	0-0-0	0	0	0	1	0	1	
D13	Vanderbilt					-- DID NOT PLAY --							
D20	Notre Dame					-- DID NOT PLAY --							
D22	Gardner-Webb					-- DID NOT PLAY --							
D31	Minnesota					-- DID NOT PLAY --							
J3	Michigan					-- DID NOT PLAY --							
J7	Wisconsin					-- DID NOT PLAY --							
J10	Maryland					-- DID NOT PLAY --							
J17	Penn State					-- DID NOT PLAY --							
J21	Illinois					-- DID NOT PLAY --							
J24	Iowa					-- DID NOT PLAY --							
J28	Indiana					-- DID NOT PLAY --							
J31	Northwestern					-- DID NOT PLAY --							
F4	Ohio State					-- DID NOT PLAY --							
F7	Minnesota					-- DID NOT PLAY --							
F12	Rutgers												
F15	Nebraska												
F19	Indiana												
F26	Rutgers												
M1	Ohio State												
M4	Michigan State												
M7	Illinois												

#30 Neal Beshears Senior Forward Winchester, Ind.													
Date	Opponent	Min.	FG	3FG	FT	O-D-T	PF	A	TO	B	S	Pts.	
N14	Samford					-- DID NOT PLAY --							
N16	IUPUI					-- DID NOT PLAY --							
N20	Grambling					-- DID NOT PLAY --							
N24	Kansas State					-- DID NOT PLAY --							
N25	Missouri					-- DID NOT PLAY --							
N26	BYU					-- DID NOT PLAY --							
D2	North Carolina State					-- DID NOT PLAY --							
D6	North Florida					-- DID NOT PLAY --							
D8	IPFW					-- DID NOT PLAY --							
D10	Arkansas State					-- DID NOT PLAY --							
D13	Vanderbilt					-- DID NOT PLAY --							
D20	Notre Dame					-- DID NOT PLAY --							
D22	Gardner-Webb					-- DID NOT PLAY --							
D31	Minnesota					-- DID NOT PLAY --							
J3	Michigan					-- DID NOT PLAY --							
J7	Wisconsin					-- DID NOT PLAY --							
J10	Maryland					-- DID NOT PLAY --							
J17	Penn State					-- DID NOT PLAY --							
J21	Illinois					-- DID NOT PLAY --							
J24	Iowa					-- DID NOT PLAY --							
J28	Indiana	0+	0-0	0-0	0-0	0-0-0	0	0	0	0	0	0	
J31	Northwestern					-- DID NOT PLAY --							
F4	Ohio State					-- DID NOT PLAY --							
F7	Minnesota					-- DID NOT PLAY --							
F12	Rutgers												
F15	Nebraska												
F19	Indiana												
F26	Rutgers												
M1	Ohio State												
M4	Michigan State												
M7	Illinois												

#31 Dakota Mathias Freshman Guard Elida, Ohio													
Date	Opponent	Min.	FG	3FG	FT	O-D-T	PF	A	TO	B	S	Pts.	
N14	Samford	17	2-4	2-4	0-0	0-4-4	0	3	0	0	0	6	
N16	IUPUI	16	1-2	0-1	0-0	0-0-0	0	4	0	0	0	2	
N20	Grambling	19	3-7	3-7	0-0	1-4-5	2	0	0	0	0	9	
N24	Kansas State	19	1-3	1-3	2-2	0-0-0	3	2	2	0	0	5	
N25	Missouri	18	2-3	2-3	0-0	0-1-1	3	1	0	0	0	6	
N26	BYU	11	1-2	0-1	0-0	0-2-2	3	1	0	0	0	2	
D2	North Carolina State	15	2-6	2-5	1-2	0-2-2	1	1	0	0	0	7	
D6	North Florida	16	0-6	0-3	0-0	0-3-3	0	0	1	0	0	0	
D8	IPFW	17	2-6	2-6	0-0	0-1-1	1	2	2	0	0	6	
D10	• Arkansas State	17	3-5	1-2	3-3	0-3-3	0	0	0	0	2	10	
D13	• Vanderbilt	14	0-1	0-0	0-0	0-0-0	3	1	1	0	0	0	
D20	Notre Dame	11	0-4	0-0	0-0	0-1-1	2	0	1	0	0	0	
D22	Gardner-Webb	11	0-1	0-0	0-0	0-0-0	1	1	0	0	1	0	
D31	Minnesota	13	0-2	0-2	0-0	0-0-0	2	2	0	0	0	0	
J3	Michigan	5	1-3	1-3	0-0	0-3-3	0	0	0	0	0	3	
J7	Wisconsin	19	1-2	1-1	0-0	0-1-1	2	1	1	0	1	3	
J10	Maryland	15	1-3	0-2	0-0	1-0-1	0	1	1	0	0	2	
J17	Penn State	23	2-6	1-4	2-2	0-0-0	1	4	0	1	1	7	
J21	Illinois	28	2-8	2-7	0-0	0-2-2	3	1	2	1	1	6	
J24	• Iowa	28	1-7	0-4	0-0	0-5-5	0	2	0	0	0	2	
J28	• Indiana	18	2-5	1-4	2-2	0-3-3	2	0	1	0	0	7	
J31	• Northwestern	20	0-2	0-1	0-0	0-1-1	0	2	1	0	0	0	
F4	• Ohio State	26	2-6	2-5	0-0	0-2-2	3	1	1	0	2	6	
F7	• Minnesota	21	1-6	1-5	0-0	0-2-2	3	4	2	0	1	3	
F12	Rutgers												
F15	Nebraska												
F19	Indiana												
F26	Rutgers												
M1	Ohio State												
M4	Michigan State												
M7	Illinois												

#35 | Rapheal Davis | Junior | Guard | Fort Wayne, Ind.

Date	Opponent	Min.	FG	3FG	FT	O-D-T	PF	A	TO	B	S	Pts.
N14	• Samford	18	5-8	1-3	2-3	0-2-2	1	3	1	0	0	13
N16	• IUPUI	19	1-3	0-0	0-0	0-1-1	3	2	0	0	1	2
N20	• Grambling	18	4-5	1-2	0-0	0-1-1	2	2	2	0	0	9
N24	• Kansas State	18	0-2	0-1	0-0	1-1-2	1	3	2	0	0	0
N25	• Missouri	29	4-7	0-1	14-18	1-2-3	1	0	1	0	2	22
N26	• BYU	35	4-10	0-1	10-11	0-4-4	3	1	4	0	2	18
D2	• North Carolina State	37	1-8	0-2	1-2	0-4-4	3	6	2	0	2	3
D6	• North Florida	17	2-6	0-2	1-2	1-1-2	1	2	2	0	0	5
D8	• IPFW	19	2-3	0-0	3-3	0-1-1	0	2	1	2	1	7
D10	• Arkansas State	18	3-6	0-1	3-6	1-2-3	2	4	1	0	0	9
D13	• Vanderbilt	33	7-9	0-0	1-1	1-2-3	0	1	1	0	3	15
D20	• Notre Dame	31	2-4	0-0	0-0	0-2-2	3	4	2	0	1	4
D22	• Gardner-Webb	32	6-10	0-1	1-2	6-6-12	1	1	1	0	2	13
D31	• Minnesota	28	4-6	0-0	10-10	0-2-2	3	4	1	0	0	18
J3	• Michigan	35	2-8	0-1	3-7	3-3-6	2	6	3	0	2	7
J7	• Wisconsin	38	2-7	0-0	0-0	0-1-1	1	2	1	0	0	4
J10	• Maryland	34	4-7	0-1	4-5	2-2-4	3	3	1	0	0	12
J17	• Penn State	33	2-5	0-1	1-2	3-2-5	5	1	1	0	2	5
J21	• Illinois	37	6-13	2-4	0-0	1-5-6	3	2	1	0	1	14
J24	• Iowa	39	8-14	3-5	5-9	2-2-4	0	1	1	1	0	24
J28	• Indiana	36	5-8	1-1	8-8	1-4-5	1	2	2	1	1	19
J31	• Northwestern	36	5-9	0-0	5-7	1-6-7	1	4	0	0	0	15
F4	• Ohio State	38	6-10	0-1	8-10	0-6-6	5	1	6	0	0	20
F7	• Minnesota	31	0-3	0-2	1-2	1-4-5	3	2	3	1	1	1
F12	Rutgers											
F15	Nebraska											
F19	Indiana											
F26	Rutgers											
M1	Ohio State											
M4	Michigan State											
M7	Illinois											

#44 | Isaac Haas | Freshman | Center | Piedmont, Ala.

Date	Opponent	Min.	FG	3FG	FT	O-D-T	PF	A	TO	B	S	Pts.
N14	Samford	20	2-4	0-0	7-9	2-6-8	1	1	0	2	1	11
N16	IUPUI	10	2-2	0-0	2-6	1-0-1	3	0	1	0	0	6
N20	Grambling	24	6-8	0-0	5-7	2-4-6	2	2	0	1	0	17
N24	Kansas State	20	7-9	0-0	5-8	2-4-6	3	0	1	0	0	19
N25	Missouri	20	3-4	0-0	0-5	3-5-8	2	1	5	2	0	6
N26	BYU	22	4-5	0-0	4-6	1-1-2	4	0	2	1	0	12
D2	North Carolina State	16	4-7	0-0	5-5	3-4-7	1	0	0	0	0	13
D6	North Florida	15	7-10	0-0	0-3	3-3-6	3	0	1	0	1	14
D8	• IPFW	18	3-6	0-0	4-4	2-3-5	2	0	3	1	0	10
D10	• Arkansas State	18	2-6	0-0	2-5	2-3-5	1	1	3	2	0	6
D13	• Vanderbilt	20	5-8	0-0	3-8	4-3-7	2	0	2	1	0	13
D20	• Notre Dame	18	4-10	0-0	2-4	0-3-3	4	1	3	1	0	10
D22	• Gardner-Webb	11	6-9	0-0	0-2	3-1-4	5	1	3	0	0	12
D31	• Minnesota	17	2-4	0-0	2-3	2-1-3	0	0	1	1	0	6
J3	• Michigan	9	0-1	0-0	0-0	0-1-1	4	0	4	0	0	0
J7	• Wisconsin	17	5-7	0-0	1-3	0-1-1	3	0	2	0	0	11
J10	• Maryland	17	2-5	0-0	2-6	1-6-7	4	0	1	2	0	6
J17	• Penn State	12	2-3	0-0	1-2	0-1-1	3	0	1	1	0	5
J21	• Illinois	7	1-2	0-0	0-1	1-1-2	2	0	1	0	0	2
J24	Iowa	20	4-5	0-0	2-4	1-3-4	3	0	1	4	1	10
J28	Indiana	9	1-2	0-0	2-4	0-0-0	2	1	0	0	0	4
J31	Northwestern	11	2-2	0-0	6-8	0-1-1	3	1	1	0	0	10
F4	Ohio State	8	0-3	0-0	2-4	4-1-5	0	0	1	1	0	2
F7	Minnesota	7	0-2	0-0	0-0	0-0-0	1	0	4	1	0	0
F12	Rutgers											
F15	Nebraska											
F19	Indiana											
F26	Rutgers											
M1	Ohio State											
M4	Michigan State											
M7	Illinois											

Career Stats

Beshears, Neal

			Total		3-Point		F-Throws		Rebounds											Scoring	
Season	gp-gs	min/avg	fg-fga	pct	fg-fga	pct	ft-fa	pct	off	def	tot	avg	pf	fo	ast	to	blk	stl	pts	avg	
2011-12	10-0	22/2.2	2-3	.667	0-1	.000	2-2	1.000	1	2	3	0.3	1	0	2	3	0	0	6	0.6	
2012-13	10-0	27/2.7	1-4	.250	1-3	.333	0-0	.000	1	4	5	0.5	2	0	0	4	1	0	3	0.3	
2013-14	6-0	12/2.0	0-1	.000	0-0	.000	0-0	.000	0	2	2	0.3	2	0	0	0	1	0	0	0.0	
2014-15	1-0	0/0.0	0-0	.000	0-0	.000	0-0	.000	0	0	0	0.0	0	0	0	0	0	0	0	0.0	
TOTAL	27-0	61/2.3	3-8	.375	1-4	.250	2-2	1.000	2	8	10	0.4	5	0	2	7	2	0	9	0.3	

Davis, Rapheal

			Total		3-Point		F-Throws		Rebounds										Scoring	
Season	gp-gs	min/avg	fg-fga	pct	fg-fga	pct	ft-fa	pct	off	def	tot	avg	pf	fo	ast	to	blk	stl	pts	avg
2012-13	34-17	644/18.9	66-137	.482	10-33	.303	53-80	.663	38	94	132	3.9	63	2	30	42	6	18	195	5.7
2013-14	32-15	593/18.5	61-141	.433	9-33	.273	60-77	.779	49	70	119	3.7	61	1	42	27	10	16	191	6.0
2014-15	24-24	709/29.5	85-171	.497	8-30	.267	81-108	.750	25	66	91	3.8	48	2	59	40	5	21	259	10.8
TOTAL	90-56	1946/21.6	212-449	.472	27-96	.281	194-265	.732	112	230	342	3.8	172	5	131	109	21	55	645	7.2

Edwards, Vince

			Total		3-Point		F-Throws		Rebounds											Scoring	
Season	gp-gs	min/avg	fg-fga	pct	fg-fga	pct	ft-fa	pct	off	def	tot	avg	pf	fo	ast	to	blk	stl	pts	avg	
2014-15	24-22	657/27.4	85-170	.500	21-60	.350	36-46	.783	52	69	121	5.0	50	1	65	38	9	11	227	9.5	
TOTAL	24-22	657/27.4	85-170	.500	21-60	.350	36-46	.783	52	69	121	5.0	50	1	65	38	9	11	227	9.5	

Haas, Isaac

			Total		3-Point		F-Throws		Rebounds											Scoring	
Season	gp-gs	min/avg	fg-fga	pct	fg-fga	pct	ft-fa	pct	off	def	tot	avg	pf	fo	ast	to	blk	stl	pts	avg	
2014-15	24-11	366/15.3	74-124	.597	0-0	.000	57-109	.523	37	56	93	3.9	58	1	9	41	21	2	205	8.5	
TOTAL	24-11	366/15.3	74-124	.597	0-0	.000	57-109	.523	37	56	93	3.9	58	1	9	41	21	2	205	8.5	

Hammons, A.J.

			Total		3-Point		F-Throws		Rebounds										Scoring	
Season	gp-gs	min/avg	fg-fga	pct	fg-fga	pct	ft-fa	pct	off	def	tot	avg	pf	fo	ast	to	blk	stl	pts	avg
2012-13	34-27	786/23.1	140-283	.495	0-0	.000	79-116	.681	82	122	204	6.0	69	1	21	55	67	11	359	10.6
2013-14	31-25	775/25.0	117-229	.511	0-5	.000	101-144	.701	74	156	230	7.4	91	3	15	78	96	13	335	10.8
2014-15	24-13	559/23.3	102-194	.526	0-7	.000	55-84	.655	55	96	151	6.3	61	1	23	50	71	11	259	10.8
TOTAL	89-65	2120/23.8	359-706	.508	0-12	.000	235-344	.683	211	374	585	6.6	221	5	59	183	234	35	953	10.7

Mathias, Dakota

			Total		3-Point		F-Throws		Rebounds											Scoring	
Season	gp-gs	min/avg	fg-fga	pct	fg-fga	pct	ft-fa	pct	off	def	tot	avg	pf	fo	ast	to	blk	stl	pts	avg	
2014-15	24-7	417/17.4	30-100	.300	22-73	.301	10-11	.909	2	40	42	1.8	35	0	34	16	2	9	92	3.8	
TOTAL	24-7	417/17.4	30-100	.300	22-73	.301	10-11	.909	2	40	42	1.8	35	0	34	16	2	9	92	3.8	

McKeeman, Jon

			Total		3-Point		F-Throws		Rebounds											Scoring	
Season	gp-gs	min/avg	fg-fga	pct	fg-fga	pct	ft-fa	pct	off	def	tot	avg	pf	fo	ast	to	blk	stl	pts	avg	
2012-13	1-0	1/1.0	0-0	.000	0-0	.000	0-0	.000	0	0	0	0.0	0	0	0	0	0	0	0	0.0	
2013-14	5-0	10/2.0	2-5	.400	1-2	.500	0-0	.000	0	4	4	0.8	0	0	0	0	0	0	5	1.0	
2014-15	5-0	12/2.4	0-1	.000	0-0	.000	0-0	.000	0	0	0	0.0	1	0	0	1	0	0	0	0.0	
TOTAL	11-0	23/2.1	2-6	.333	1-2	.500	0-0	.000	0	4	4	0.4	1	0	0	1	0	0	5	0.5	

Career Stats

Octeus, Jon

			Total		3-Point		F-Throws			Rebounds											Scoring	
Season	gp-gs	min/avg	fg-fga	pct	fg-fga	pct	ft-fta	pct	off	def	tot	avg	pf	fo	ast	to	blk	stl	pts	avg		
2012-13*	35-1	686/19.6	50-139	.360	7-35	.200	59-75	.787	13	77	90	2.6	74	0	45	37	3	14	166	4.7		
2013-14*	32-32	1075/33.6	130-320	.406	27-76	.355	143-189	.757	33	117	150	4.7	85	3	73	39	5	28	430	13.4		
2014-15	24-24	672/28.0	76-147	.517	13-32	.406	59-81	.728	34	86	120	5.0	65	1	63	38	5	27	224	9.3		
TOTAL	24-24	672/28.0	76-147	.517	13-32	.406	59-81	.728	34	86	120	5.0	65	1	63	38	5	27	224	9.3		
All*	91-57	2433/26.7	256-606	.422	47-143	.329	261-345	.757	80	280	360	4.0	224	4	181	114	13	69	820	9.0		

* Statistics from prior team/school

Scott, Bryson

			Total		3-Point		F-Throws		Rebounds											Scoring	
Season	gp-gs	min/avg	fg-fga	pct	fg-fga	pct	ft-fta	pct	off	def	tot	avg	pf	fo	ast	to	blk	stl	pts	avg	
2013-14	32-2	502/15.7	61-170	.359	5-13	.385	70-95	.737	22	60	82	2.6	54	2	44	46	3	30	197	6.2	
2014-15	20-1	218/10.9	27-70	.386	1-8	.125	31-43	.721	4	29	33	1.7	27	2	26	22	3	15	86	4.3	
TOTAL	52-3	720/13.8	88-240	.367	6-21	.286	101-138	.732	26	89	115	2.2	81	4	70	68	6	45	283	5.4	

Smotherman, Basil

			Total		3-Point		F-Throws		Rebounds											Scoring	
Season	gp-gs	min/avg	fg-fga	pct	fg-fga	pct	ft-fta	pct	off	def	tot	avg	pf	fo	ast	to	blk	stl	pts	avg	
2013-14	32-16	604/18.9	65-112	.580	1-12	.083	28-49	.571	46	75	121	3.8	67	1	21	17	4	15	159	5.0	
2014-15	24-1	279/11.6	26-55	.473	2-14	.143	6-13	.462	13	28	41	1.7	29	0	20	8	6	9	60	2.5	
TOTAL	56-17	883/15.8	91-167	.545	3-26	.115	34-62	.548	59	103	162	2.9	96	1	41	25	10	24	219	3.9	

Stephens, Kendall

			Total		3-Point		F-Throws		Rebounds											Scoring	
Season	gp-gs	min/avg	fg-fga	pct	fg-fga	pct	ft-fta	pct	off	def	tot	avg	pf	fo	ast	to	blk	stl	pts	avg	
2013-14	32-16	657/20.5	80-225	.356	64-173	.370	32-37	.865	7	50	57	1.8	60	1	25	23	12	14	256	8.0	
2014-15	24-16	557/23.2	72-202	.356	54-138	.391	32-44	.727	9	52	61	2.5	41	0	43	30	8	13	230	9.6	
TOTAL	56-32	1214/21.7	152-427	.356	118-311	.379	64-81	.790	16	102	118	2.1	101	1	68	53	20	27	486	8.7	

Taylor, Jacquil

			Total		3-Point		F-Throws		Rebounds											Scoring	
Season	gp-gs	min/avg	fg-fga	pct	fg-fga	pct	ft-fta	pct	off	def	tot	avg	pf	fo	ast	to	blk	stl	pts	avg	
2014-15	6-0	42/7.0	5-11	.455	1-4	.250	2-4	.500	3	9	12	2.0	1	0	2	6	4	1	13	2.2	
TOTAL	6-0	42/7.0	5-11	.455	1-4	.250	2-4	.500	3	9	12	2.0	1	0	2	6	4	1	13	2.2	

Thompson, P.J.

			Total		3-Point		F-Throws		Rebounds											Scoring	
Season	gp-gs	min/avg	fg-fga	pct	fg-fga	pct	ft-fta	pct	off	def	tot	avg	pf	fo	ast	to	blk	stl	pts	avg	
2014-15	22-1	335/15.2	19-59	.322	11-42	.262	6-8	.750	8	13	21	1.0	31	0	27	13	1	14	55	2.5	
TOTAL	22-1	335/15.2	19-59	.322	11-42	.262	6-8	.750	8	13	21	1.0	31	0	27	13	1	14	55	2.5	

Toyra, Stephen

			Total		3-Point		F-Throws		Rebounds											Scoring	
Season	gp-gs	min/avg	fg-fga	pct	fg-fga	pct	ft-fa	pct	off	def	tot	avg	pf	fo	ast	to	blk	stl	pts	avg	
2012-13	11-0	30/2.7	0-1	.000	0-1	.000	2-5	.400	2	2	4	0.4	1	0	1	0	0	0	2	0.2	
2013-14	8-0	30/3.8	4-12	.333	0-4	.000	4-4	1.000	2	1	3	0.4	5	0	0	3	0	2	12	1.5	
2014-15	5-0	16/3.2	0-2	.000	0-1	.000	2-4	.500	0	2	2	0.4	1	0	0	3	0	0	2	0.4	
TOTAL	24-0	76/3.2	4-15	.267	0-6	.000	8-13	.615	4	5	9	0.4	7	0	1	6	0	2	16	0.7	



SINGLE-GAME RECORDS

Most Free Throws Made

Rk.	Opponent (Date)	FTM
14.	Missouri (11-25-14)	33

Most Blocked Shots

Rk.	Opponent (Date)	Blks.
7.	IPFW (12-8-14)	10

Most Offensive Rebounds

Rk.	Opponent (Date)	Rebs.
6.	North Florida (12-6-14)	24

Largest Victory Margin (Overall)

Rk.	Opponent (Date)	Margin
9.	Grambling (11-20-14)	+52 (82-30)

Largest Victory Margin (Mackey Arena)

Rk.	Opponent (Date)	Margin
3.	Grambling (11-20-14)	+52 (82-30)

Largest Halftime Lead

Rk.	Opponent (Date)	Margin
8.	Arkansas State (12-10-14)	+34 (52-18)
17.	Samford (11-13-14)	+27 (43-16)

Fewest Points Allowed

Rk.	Opponent (Date)	Pts.
1.	Grambling (11-20-14)	30

Lowest Field Goal Percentage For Opponent

Rk.	Opponent (Date)	Pct. (FG-A)
4.	Samford (11-13-14)	.227 (15-66)

Lowest Field Goal Pct. For Opponent / Half

Rk.	Opponent (Date)	Pct. (FG-A)
6.	Michigan (1-3-15)	.182 (4-22)
9.	Samford (11-13-14; 1st)	.200 (6-30)

Most Three-Pointers Made by Opponent

Rk.	Opponent (Date)	3PM
4.	Gardner-Webb (12-22-14)	14

Blocked Shots / Individual

Rk.	Player vs. Opponent (Date)	Blks.
3.	A.J. Hammons vs. [22] Indiana (1-28-15)	8
4.	A.J. Hammons vs. [20] Ohio State (2-4-15)	7
	A.J. Hammons vs. Central Conn. St. (11-13-13)	7
8.	A.J. Hammons vs. Minnesota (2-5-14)	6
	A.J. Hammons vs. Siena (12-1-13)	6
	A.J. Hammons vs. Siena (11-24-13)	6
	A.J. Hammons vs. Nebraska (1-16-13)	6

Single-Season Blocked Shots

Rk.	Player (Year)	Blks.
6.	JaJuan Johnson (2009)	78
7.	JaJuan Johnson (2010)	72
8.	A.J. Hammons (2015)	71

Single-Season Blocked Shots Per Game

Rk.	Player (Year)	GP	Blks.	Avg.
2.	A.J. Hammons (2014)	31	96	3.10
3.	A.J. Hammons (2015)	24	71	2.96
4.	Joe Barry Carroll (1977)	28	82	2.93
5.	Joe Barry Carroll (1980)	33	92	2.79

► Minimum 20 games played.

Career Points

Rk.	Player (Years)	Pts.
47.	Dennis Blind (1952-55)	1,011
---	A.J. Hammons (2013-pres.)	953

Career Rebounds

Rk.	Player (Years)	Rebs.
21.	Glenn Robinson (1993-94)	602
---	A.J. Hammons (2013-pres.)	585

Career Three-Pointers Made

Rk.	Player (Years)	3PM
13.	Maynard Lewis (1999-02)	125
	Jimmy Oliver (1988-91)	125
15.	Terone Johnson (2011-14)	120
---	Kendall Stephens (2014-pres.)	118

Career Three-Point Percentage

Rk.	Player (Years)	3PM	3PA	Pct.
11.	Robbie Hummel (2008-12)	216	555	.389
12.	Glenn Robinson (1993-94)	111	288	.385
13.	Carson Cunningham (1999-01)	99	226	.381
14.	Kendall Stephens (2014-pres.)	118	311	.379
15.	Keaton Grant (2007-10)	144	389	.370
	Tony Jones (1987-90)	60	162	.370

► Minimum 100 three-point attempts.

Career Blocked Shots

Rk.	Player (Years)	Blks.
1.	Joe Barry Carroll (1977-80)	349
2.	JaJuan Johnson (2008-11)	263
3.	A.J. Hammons (2013-pres.)	234

Career Blocked Shot Average

Rk.	Player (Years)	GP	Blks.	Avg.
1.	Joe Barry Carroll (1977-80)	123	349	2.84
2.	A.J. Hammons (2013-pres.)	89	234	2.63

► Minimum 50 games played.

Season Field Goal Percentage

Rk.	Player (Year)	FGM	FGA	Pct.
12.	John Allison (2002)	109	181	.602
13.	Isaac Haas (2015)	74	124	.597
	Carl Landry (2007)	219	367	.597
	Russell Cross (1983)	194	325	.597

► Minimum 100 field goal attempts.

Points By a Freshman

Rk.	Player (Year)	Pts.
11.	Troy Lewis (1985)	303
---	Vince Edwards (2015)	227
---	Isaac Haas (2015)	205

Rebounds By a Freshman

Rk.	Player (Year)	Pts.
10.	Mike Robinson (1997)	137
---	Vince Edwards (2015)	121
---	Isaac Haas (2015)	93

Rebound Average By a Freshman

Rk.	Player (Year)	GP	Rebs.	Avg.
7.	Wayne Walls (1975)	28	142	5.1
8.	Vince Edwards (2015)	24	121	5.0
9.	Bruce Parkinson (1973)	24	118	4.9

► Minimum 20 games played.

Field Goal Percentage by a Freshman

Rk.	Player (Year)	FGM	FGA	Pct.
1.	Ian Stanback (1991)	73	109	.670
2.	Isaac Haas (2015)	74	124	.597

► Minimum 100 field goal attempts.

Three-Pointers Made by a Freshman

Rk.	Player (Year)	3PM
8.	Scott Martin (2008)	26
9.	Terone Johnson (2011)	24
10.	Dakota Mathias (2015)	22
---	Vince Edwards (2015)	21

Three-Point Attempts by a Freshman

Rk.	Player (Year)	3PA
9.	Mike Robinson (1997)	77
10.	Dakota Mathias (2015)	73
---	Vince Edwards (2015)	60

Free Throw Attempts by a Freshman

Rk.	Player (Year)	FTA
5.	A.J. Hammons (2013)	116
6.	Scott Martin (2008)	112
7.	Robbie Hummel (2008)	111
8.	Isaac Haas (2015)	109

Assists By a Freshman

Rk.	Player (Year)	Asts.
9.	Chris Kramer (2007)	75
10.	Keith Stewart (1989)	66
---	Vince Edwards (2015)	65

Assists Per Game by a Freshman

Rk.	Player (Year)	GP	Asts.	Avg.
6.	Kyle Macy (1976)	27	88	3.26
7.	Vince Edwards (2015)	24	65	2.71
8.	E'Twaun Moore (2008)	34	88	2.59
9.	Robbie Hummel (2008)	33	84	2.55

► Minimum 20 games played.

Assist:Turnover Ratio by a Freshman

Rk.	Player (Year)	Ast.	TO	Ratio
2.	Robbie Hummel (2008)	84	46	1.83
3.	Terone Johnson (2011)	58	33	1.76
4.	Vince Edwards (2015)	65	38	1.71
---	Dakota Mathias (2015)	34	16	2.13

► Minimum 40 assists; since 1985.

Blocked Shots by a Freshman

Rk.	Player (Year)	Blks.
7.	Melvin McCants (1986)	26
8.	Robbie Hummel (2008)	22
9.	Isaac Haas (2015)	21

Minutes Played by a Freshman

Rk.	Player (Year)	Mins.
10.	Kyle Macy (1976)	833
---	Vince Edwards (2015)	657

Active Players With 1,000 Pts / 500 Rebs / 200 Blks

Player (Team - Class)	Pts.	Rebs.	Blks.
TaShawn Thomas (Oklahoma - Sr.)	1,630	971	243
Alan Williams (UC Santa Barbara - Sr.)	1,574	1,014	205
David Kravish (California - Sr.)	1,149	849	206

Chris Horton (Austin Peay - Jr.)	979	761	244
A.J. Hammons (Purdue - Jr.)	953	585	234

Purdue Players With 1,000 Pts / 600 Rebs**By End of Junior Season**

Player (Years)	Pts.	Rebs.
Robbie Hummel (2008-10)	1,199	611
Glenn Robinson (1993-94)	1,706	602
Joe Barry Carroll (1977-79)	1,439	846
Walter Jordan (1975-77)	1,453	652
Terry Dischinger (1960-61)	1,253	636
A.J. Hammons (2013-pres.)	953	585

NCAA Career Blocks Leaders (Juniors or Younger)

Player (Team)	GP	Blks.	Avg.
Chris Obekpa (St. John's)	88	301	3.42
Chris Horton (Austin Peay)	85	244	2.87
A.J. Hammons (Purdue)	89	234	2.63

Big Ten Blocks (League Play Only)

Team	GP	Blks.	Avg.
A.J. Hammons (Purdue)	11	33	3.00
Minnesota	11	30	2.73
Wisconsin	10	27	2.70
Penn State	11	29	2.64
Northwestern	10	26	2.60
Nebraska	11	28	2.55
Indiana	11	26	2.36
Michigan	12	22	1.83

Purdue Freshmen With 300 Pts / 150 Rebs / 50 Asts

Player (Year)	Pts.	Rebs.	Asts.
Robbie Hummel (2008)	376	201	84
Brian Cardinal (1997)	319	182	58

Vince Edwards (Purdue)	227	121	65

Power-Conference Career 3-Point Leaders (Sophomores or Younger)

Player (Team)	GP	3PM
Marcus Foster (Kansas State)	55	133
Zak Irvin (Michigan)	61	119
Kendall Stephens (Purdue)	56	118
Katin Reinhardt (USC)	58	110
Bryce Alford (UCLA)	61	104

NCAA Free Throw Attempts by a Freshman

Player (Team)	FTA
Melo Trimble (Maryland)	163
Stanley Johnson (Arizona)	134
Jahlil Okafor (Duke)	131
Elijah Bryant (Elon)	126
Taishaun Johnson (South Alabama)	122
Kevon Looney (UCLA)	122
Kory Holden (Delaware)	120
Isaac Haas (Purdue)	109
Jordan Caroline (Southern Illinois)	109
Christian Cunningham (Samford)	109
Tanner Leissner (New Hampshire)	109

100+ FTAs in Under Than 20.0 MPG

Player (Team - Class)	MPG	FTAs
Dakari Johnson (Kentucky - So.)	18.1	109
Isaac Haas (Purdue - Fr.)	15.3	109

NCAA Guards to Average 11.0 PPG / 5.0 RPG /**2.5 APG / 50.0 FG Pct. in Conference Play**

Player (Team)	Pts.	Rebs.	Asts.	FG Pct.
Cory Hawkins (UC Davis)	22.9	6.1	4.1	.505
Thomas Walkup (Stephen F. Austin)	17.4	5.1	4.0	.645
Kris Dunn (Providence)	17.2	6.8	8.1	.500
Tevon Saddler (UNC Greensboro)	15.6	5.4	3.6	.504
Isaiah Williams (Iona)	15.5	7.0	2.5	.625
Cody Demps (Sac. State)	11.7	5.5	3.5	.575
Jon Octeus (Purdue)	11.5	5.8	2.8	.531

NCAA Players to Average 11.0 PPG / 7.0 RPG /**3.0 BPG / 60.0 FG Pct. in Conference Play**

Player (Team)	Pts.	Rebs.	Blks.	FG Pct.
Adrian Diaz (Fla. International)	13.9	7.3	3.9	.637
A.J. Hammons (Purdue)	11.8	7.5	3.0	.627
Robert Upshaw (Washington)	11.1	9.4	4.1	.600

2014-15 Purdue Numerical Roster

No.	Name	Yr.	Pos.	Ht.	Wt.	Hometown (High School / Previous School)
0	Jon Octeus	Sr.	G	6-4	175	Miami, Fla. (Royal Palm Beach / Colorado State)
1	Bryson Scott	So.	G	6-1	206	Fort Wayne, Ind. (Northrop)
2	Jon McKeeman	Jr.	G	6-1	190	Fort Wayne, Ind. (Carroll)
3	P.J. Thompson	Fr.	G	5-10	188	Indianapolis, Ind. (Brebeuf Prep)
5	Basil Smotherman	So.	F	6-6	222	Indianapolis, Ind. (Lawrence North)
11	Stephen Toyra	Jr.	G	6-3	180	Lafayette, Ind. (Faith Christian)
12	Vince Edwards	Fr.	F	6-7	220	Middletown, Ohio (Middletown)
20	A.J. Hammons	Jr.	C	7-0	261	Gary, Ind. (Oak Hill [Va.] Academy)
21	Kendall Stephens	So.	G	6-6	197	St. Charles, Ill. (St. Charles East)
23	Jacquil Taylor	Fr.	F	6-9	217	Cambridge, Mass. (Beaver Country Day School)
30	Neal Beshears	Sr.	F	6-7	198	Winchester, Ind. (Winchester / Maine Central Institute)
31	Dakota Mathias	Fr.	G	6-4	197	Elida, Ohio (Elida)
35	Rapheal Davis	Jr.	G	6-5	217	Fort Wayne, Ind. (La Lumiere School)
44	Isaac Haas	Fr.	C	7-2	297	Hokes Bluff, Ala. (Hokes Bluff)

2014-15 Purdue Alphabetical Roster

No.	Name	Yr.	Pos.	Ht.	Wt.	Hometown (High School / Previous School)
30	Neal Beshears	Sr.	F	6-7	198	Winchester, Ind. (Winchester / Maine Central Institute)
35	Rapheal Davis	Jr.	G	6-5	217	Fort Wayne, Ind. (La Lumiere School)
12	Vince Edwards	Fr.	F	6-7	220	Middletown, Ohio (Middletown)
44	Isaac Haas	Fr.	C	7-2	297	Hokes Bluff, Ala. (Hokes Bluff)
20	A.J. Hammons	Jr.	C	7-0	261	Gary, Ind. (Oak Hill [Va.] Academy)
31	Dakota Mathias	Fr.	G	6-4	197	Elida, Ohio (Elida)
2	Jon McKeeman	Jr.	G	6-1	190	Fort Wayne, Ind. (Carroll)
0	Jon Octeus	Sr.	G	6-4	175	Miami, Fla. (Royal Palm Beach / Colorado State)
1	Bryson Scott	So.	G	6-1	206	Fort Wayne, Ind. (Northrop)
5	Basil Smotherman	So.	F	6-6	222	Indianapolis, Ind. (Lawrence North)
21	Kendall Stephens	So.	G	6-6	197	St. Charles, Ill. (St. Charles East)
23	Jacquil Taylor	Fr.	F	6-9	217	Cambridge, Mass. (Beaver Country Day School)
3	P.J. Thompson	Fr.	G	5-10	188	Indianapolis, Ind. (Brebeuf Prep)
11	Stephen Toyra	Jr.	G	6-3	180	Lafayette, Ind. (Faith Christian)

Purdue Coaching / Support Staff

Head Coach:	Matt Painter	10th season	Purdue (1994)
Associate Head Coach:	Jack Owens	Seventh season	Eastern Illinois (1999)
Assistant Coach:	Greg Gary	Fourth season	Tulane (1992)
Assistant Coach:	Brandon Brantley	Second season	Purdue (1997)
Director of Basketball Operations:	Elliot Bloom	Seventh season	Purdue (1999)
Assistant Director of Sports Performance:	Josh Bonhotal	Fourth season	Wisconsin (2006)
Athletic Trainer:	Chad Young	Third season	Bowling Green (1999)
Video Coordinator:	Nick Terruso	11th season	Purdue (2000)
Assistant Video Coordinator:	Kenneth Lowe	Second season	Purdue (2004)

Pronunciation Guide

0	Jon Octeus	OCK-tee-us
5	Basil Smotherman	Baz-ull
11	Stephen Toyra	steven toy-Ruh
23	Jacquil Taylor	juh-Keel
30	Neal Beshears	buh-Sheers
31	Dakota Mathias	muh-Thigh-us
35	Rapheal Davis	ray-fell
44	Isaac Haas	HAHSS



PURDUE ROSTER NOTES

▶ Purdue has just six upperclassmen on its roster and before mid-August, just two of them were on scholarship (Hammons, Davis).

▶ Juniors **Rapheal Davis** and **A.J. Hammons** were the lone upperclassmen on scholarship until recently. Senior **Neal Beshears** was put on scholarship for the second semester last winter and junior **Stephen Toyra** was added before the start of school in August. **Jon Octeus** joined the team in early October.

▶ One year after having 12 of its 15 players from the state of Indiana on its roster, the 2014-15 edition has nine of its 15 players from the state.

▶ Last year, just three states were represented (Indiana, Washington, Illinois) on the Boilermakers' roster. This year's total is up to six as the freshman class has five players from four different states.

▶ Purdue is one of five teams nationally to have a pair of 7-footers on its roster as freshman **Isaac Haas** (7-2) and junior **A.J. Hammons** (7-0) will both roam the paint. The Boilermakers join Oklahoma State, UC Irvine and Arizona and Florida State (3) in that regard.

▶ The trio of Haas, Hammons and freshman **Jacquil Taylor** (who stands 6-9, but has a 7-2 wingspan and 9-0 reach) combine for a 21-10 wingspan (longer than the three-point line) and a combined reach of 27-8. The length of an average school bus is 48 feet.

Players By State

Indiana (8): Beshears, Davis, Hammons, McKeeman, Scott, Smotherman, Thompson, Toyra

Ohio (2): Edwards, Mathias

Alabama (1): Haas

Florida (1): Octeus

Illinois (1): Stephens

Massachusetts (1): Taylor

Players By Year

Freshmen (5): Edwards, Haas, Mathias, Taylor, Thompson

Sophomores (3): Scott, Smotherman, Stephens

Juniors (4): Davis, Hammons, McKeeman, Toyra

Seniors (2): Beshears, Octeus

Players By Height

5-10: Thompson

6-1: McKeeman, Scott

6-3: Toyra

6-4: Mathias, Octeus

6-5: Davis

6-6: Smotherman, Stephens

6-7: Beshears, Edwards

6-9: Taylor

7-0: Hammons

7-2: Haas

Players By Weight

175: Octeus

180: Toyra

188: Thompson

190: McKeeman

197: Mathias, Stephens

198: Beshears

206: Scott

217: Davis, Taylor

220: Edwards

222: Smotherman

261: Hammons

297: Haas