

# BIG PURDUE BOILERMAKERS

## 2020-21 BASKETBALL GAME NOTES

MBB Contact: Chris Forman ►► Email: cforman@purdue.edu ►► Office: 765.494.3201 ►► Cell: 413.687.4590 ►► Address: 900 John Wooden Drive, West Lafayette, IN 47907

### GAME 22 // PURDUE LOOKS FOR SEASON SWEEP OF SPARTANS IN ESPN SHOWDOWN

**MICHIGAN STATE (10-7 / 4-7 BIG TEN) vs. PURDUE (13-8 / 8-6 BIG TEN)**



Tuesday, February 16, 2021 • 7:01 p.m. ET • West Lafayette, Indiana • Mackey Arena

**TV:** ESPN (streaming online on the Watch ESPN App); **Dave Flemming** and **Dan Dakich** on the call.

**RADIO:** 22 stations on the Purdue Radio Network and available on TuneIn.com and TuneIn app; **Rob Blackman** and **Bobby Riddell**.

**LIVE STATS:** PurdueStats.com // **SOCIAL MEDIA:** @BoilerBall on Twitter, Instagram and Facebook

**ALL STATS AND NOTES ARE COMPILED THROUGH GAMES PLAYED FEBRUARY 14.**

	<b>Record</b>	10-8	<b>vs.</b>	<b>Record</b>	13-8	
	<b>Big Ten</b>	4-8		<b>Big Ten</b>	8-6	
	<b>Home</b>	8-2		<b>Home</b>	8-1	
	<b>Away</b>	2-6		<b>Away</b>	3-6	
	<b>Neutral</b>	0-0		<b>Neutral</b>	2-1	
	<b>Streak</b>	Loss-1		<b>Streak</b>	Loss-1	
	<b>AP / Coaches</b>	- / -		<b>AP / Coaches</b>	RV / RV	
	<b>NET / KenPom</b>	94 / 69		<b>NET / KenPom</b>	27 / 22	

**THE SERIES:** Purdue leads, 71-55 // **LAST MEETING:** Jan. 8, 2021 (Purdue, 55-54) // **STREAK:** Purdue, win-3

#### TOM IZZO

26th season at Michigan State (638-248)

26th season overall (638-248)

#### THE HEAD COACHES

Record at School

Career Record

#### MATT PAINTER

16th season at Purdue (350-182)

17th season overall (375-187)

#### THE OPENING TIP

- Purdue looks to bounce back from a difficult road loss to Minnesota when it closes out the season series against Michigan State on Tuesday. The game will be televised by ESPN with **Dave Flemming** and **Dan Dakich** on the call, beginning at 7 p.m. ET, from Mackey Arena.
- Purdue has alternated wins and losses in its last six games and looks for some consistency coming down the stretch. The Boilermakers are still in the hunt for a Big Ten Tournament double-bye and NCAA Tournament top-five seed, but needs to start stringing wins together to reach those marks. With five scheduled games left, every win counts in the race for a top seed.

#### THE KEY TALKING POINTS

- Purdue leads the series with Michigan State by a 71-55 margin, having won three straight games against the Spartans – Purdue's longest streak since the mid-to-late 90s. Purdue has won four straight games against MSU at Mackey Arena by a combined 57 points.
- According to KenPom.com, Purdue ranks 331st (out of 347 teams) in experience (1.04 years). The total is 14th in the Big Ten. Indiana is the next least-experienced team in the league at 1.35 years (289th nationally).
- Purdue has had its full arsenal of rotation players for just 12 of its 21 games this year, missing key personnel for nine games this year. Purdue has gone 8-4 in those 12 games with a full roster, all coming against power-conference teams (Iowa, Rutgers, Illinois, Minnesota).
- Four freshmen have earned Big Ten Freshman of the Week honors, the most in league history. Michigan (2012-13) and Ohio St. (2010-11) had 3.
- A Purdue freshman has been named the Big Ten Freshman of the Week in four of the last five weeks and in six of a possible 12 weeks this season.
- During the month of February, Purdue is just 14-of-57 (.246) from 3-point range. However, in its nine home games this year, Purdue is shooting 35.4 percent from long distance (69-of-195).
- Purdue is one of just four Big Ten teams to have one or fewer home losses in Big Ten play (Purdue, Minnesota, Michigan and Ohio State).
- With Purdue entering the AP Top 25, the Boilermakers have been nationally-ranked in six straight seasons, the second-longest streak in school history (1968 to 1975). Since the start of the 2015-16 season, Purdue has been ranked in 72-of-110 Associated Press top-25 polls.
- Over the last five years since the start of the 2016-17 season, Purdue has the most wins in the Big Ten (62). Michigan State is next at 60.
- Purdue owns a 53-9 home record in Big Ten play since the 2014-15 season. Since that year, just one team, Michigan has beaten the Boilermakers twice at Mackey Arena. Michigan State, Indiana, Wisconsin, Nebraska and Northwestern are the five teams to not win in Mackey.

#### PURDUE ROSTER

No.	Name	Yr.	Pos.	Ht.	Wt.	Hometown	GP / GS	PPG	RPG	APG	Other
0	► Mason Gillis	R-Fr.	F	6-6	230	New Castle, Ind.	21 / 16	5.4	3.9	1.3	48.8 FG %
1	Aaron Wheeler	Jr.	F	6-9	205	Stamford, Conn.	21 / 5	3.3	4.5	1.1	14 stl, 12 blk
2	► Eric Hunter Jr.	Jr.	G	6-4	170	Indianapolis, Ind.	17 / 16	9.7	2.6	3.2	36-40 FTs
4	Emmanuel Dowuona	So.	C	6-10	245	Miami, Fla.	0 / 0	—	—	—	
5	► Brandon Newman	R-Fr.	G	6-5	195	Valparaiso, Ind.	21 / 21	9.5	3.4	1.4	25-26 FTs
11	Isaiah Thompson	So.	G	6-1	160	Zionsville, Ind.	21 / 5	4.5	1.4	1.1	17-40 3Ps
14	Jared Wulbrun	Jr.	G	5-10	170	Stanford, Calif.	1 / 0	3.0	0.0	1.0	
15	Zach Edey	Fr.	C	7-4	285	Toronto, Ontario	21 / 2	8.0	4.1	0.2	72.9 FT %
21	Matt Frost	So.	F	6-5	200	Columbus, Ind.	1 / 0	3.0	0.0	1.0	
22	Chase Martin	Fr.	G	6-3	195	Columbia, Mo.	1 / 0	0.0	0.0	0.0	
23	► Jaden Ivey	Fr.	G	6-4	200	South Bend, Ind.	16 / 5	8.5	3.2	1.9	2x BIG FOW
24	Ethan Morton	Fr.	G	6-6	215	Butler, Pa.	20 / 0	0.7	0.7	0.9	2 TO last 14
35	Carson Barrett	Fr.	G	6-5	215	Lafayette, Ind.	0 / 0	—	—	—	
50	► Trevion Williams	Jr.	F	6-10	265	Chicago, Ill.	21 / 19	15.8	9.6	2.1	9 DDs
55	Sasha Stefanovic	Jr.	G	6-5	200	Crown Point, Ind.	18 / 16	10.1	2.9	2.3	43.2 3P %

#### PURDUE SCHEDULE

Date	P / O	Rank	Opponent	TV	Time/Result
N25	1	- / -	vs. Liberty	CBS SN	W, 77-64
N26	1	- / -	vs. Clemson	CBS SN	L, 70-81
D1	-	- / -	Oakland	BTN	W, 93-50
D4	-	- / -	Valparaiso	BTN	W, 68-61
D8	2	- / -	at Miami	ESPN2	L, 54-58
D12	-	- / -	Indiana State	BTN	W, 80-68
D16	*	- / 20	Ohio State	BTN	W, 67-60
D19	3	-	vs. Notre Dame	ESPN2	W, 88-78
D22	*	RV / 4	at Iowa	BTN	L, 55-70
D25	*	RV / -	Maryland	FS1	W, 73-70
D29	*	- / 14	at Rutgers	FS1	L, 76-81
J2	*	- / 15	at Illinois	BTN	L, 58-66
J5	*	- / -	Nebraska	BTN	Postponed
J8	*	- / 23	at Michigan State	FS1	W, 55-54
J14	*	- / RV	at Indiana	FS1	W, 81-69
J17	*	- / -	Penn State	BTN	W, 80-72
J19	*	RV / 15	at Ohio State	BTN	W, 67-65
J22	*	RV / 7	Michigan	FS1	L, 53-70
J30	*	RV / 21	Minnesota	BTN	W, 81-62
F2	*	24 / -	at Maryland	BTN	L, 60-61
F6	*	24 / -	Northwestern	BTN	W, 75-70
F11	*	24 / RV	at Minnesota	ESPN2	L, 68-71
F16	*	- / -	Michigan State	ESPN	7 p.m.
F20	*	- / -	at Nebraska	BTN	TBA
F26	*	- / -	at Penn State	FS1	TBA
M2	*	- / 21	Wisconsin	ESPN / ESPN2	TBA
M6	*	- / -	Indiana	ESPN / ESPN2	TBA
M10	4	- / -	Big Ten Tournament First Round		TBA
M11	4	- / -	Big Ten Tournament Second Round		TBA
M12	4	- / -	Big Ten Tournament Quarterfinals		TBA
M13	4	- / -	Big Ten Tournament Semifinals		TBA
M14	4	- / -	Big Ten Tournament Championship		TBA
TBA	5	- / -	NCAA Tournament		TBA

\* Home games played at Mackey Arena

\* All times Eastern and subject to change.

\* Denotes Big Ten Conference Game

1 Denotes Space Coast Challenge (Melbourne, Fla.)

2 Denotes ACC / Big Ten Challenge (Coral Gables, Fla.)

3 Denotes Crossroads Classic (Indianapolis, Ind.)

4 Denotes Big Ten Tournament (Indianapolis, Ind.)

5 Denotes NCAA Tournament (Indianapolis, Ind. and surrounding area)

#### INSIDE THE NUMBERS

MICHIGAN STATE				PURDUE	
NCAA Rk.	Stats	Category	Stats	NCAA Rk.	
193	70.7	Scoring Offense	70.4	202	
210	71.6	Scoring Defense	66.7	75	
221	-0.8	Scoring Margin	+4.7	132	
266	.421	FG Percentage	.444	163	
137	.422	FG Pct. Defense	.419	108	
235	.325	3-Point Percentage	.339	169	
181	7.2	3-Pointers / Game	7.2	180	
76	.737	Free Throw Percentage	.724	114	
86	+3.4	Rebound Margin	+6.4	32	
11	17.4	Assists	14.2	107	
41	1.29	Assist / TO Ratio	1.10	113	
192	13.6	Turnovers	12.9	129	
302	-2.56	Turnover Margin	-1.48	267	

#### FOLLOW THE BOILERMAKERS

- Web:** PurdueSports.com
- Twitter:** @BoilerBall / @PurdueMBBNotes
- Instagram:** BoilerBall

#BOILERUP | @BOILERBALL | PURDUESPORTS.COM

**MEDIA AVAILABILITY** (all times Eastern; contact Chris Forman for more information; all interviews will take place over Zoom)

PURDUE IN THE NATIONAL POLLS																		
	PRE.	N30	D7	D14	D21	D28	J4	J11	J18	J25	F1	F8	F15	F22	M1	M8	M15	FINAL
AP	-	-	-	-	RV	-	-	-	RV	RV	24	24	RV					► Purdue has now been ranked in the AP Poll in six straight seasons.
USA Today	RV	-	-	-	RV	RV	-	-	-	RV	RV	25	RV					► That is the longest yearly streak in school history.
																		► Last time ranked: 2019-20 Preseason poll (#23)

- Purdue leads the all-time series with Michigan State by a 71-55 margin, having won five of the last seven meetings and six of the last nine contests.
- Prior to Purdue's current stretch, the Boilermakers had lost seven straight games to the Spartans (March 9, 2011 to March 4, 2015).
- Four of Purdue's last five wins in the series have come by double-digits and the lone victory that wasn't by at least 10 points, came in the last meeting – a 55-54 decision in East Lansing in which Purdue rallied from 17 points down early in the second half.

▶ LAST 10 MEETINGS WITH MICHIGAN STATE				
Date	P / O	Site	Res.	Score
3-4-15	- / -	East Lansing, Mich.	L	66-72
2-9-16	18 / 8	West Lafayette, Ind.	W	82-81
3-13-16	13 / 2	Indianapolis, Ind. (BTT)	L	62-66
1-24-17	20 / -	East Lansing, Mich.	W	84-73
2-18-17	16 / -	West Lafayette, Ind.	W	80-63
2-10-18	3 / 4	East Lansing, Mich.	L	65-68
1-8-19	- / 6	East Lansing, Mich.	L	59-77
1-27-19	- / 6	West Lafayette, Ind.	W	73-63
1-12-20	- / 8	West Lafayette, Ind.	W	71-42
1-8-21	- / 23	East Lansing, Mich.	W	55-54

* Here is how Purdue's current players have fared against Michigan State.							
Name	GP-GS	FG-A	Reb.	Ast.	Blk.	Stl.	PPG
T. Williams	4-3	23-44	8.5	2.3	0.8	0.5	14.8
Z. Edey	1-0	3-5	3.0	0.0	0.0	0.0	6.0
J. Ivey	1-0	3-9	6.0	1.0	0.0	0.0	6.0
E. Hunter Jr.	4-2	6-19	2.8	2.0	0.3	1.0	5.5
A. Wheeler	4-1	5-17	2.0	0.5	0.0	0.8	4.5
S. Stefanovic	4-2	5-18	1.5	1.0	0.8	0.3	3.3
I. Thompson	2-0	1-6	0.0	0.0	0.0	0.5	2.5
B. Newman	1-1	1-3	1.0	1.0	2.0	0.0	2.0
M. Gillis	1-1	0-2	1.0	0.0	0.0	0.0	0.0
E. Morton	1-0	0-0	0.0	0.0	0.0	0.0	0.0

- Purdue's three-game winning streak against Michigan State is the longest of the Painter era and longest since the early-to-mid 90s.

## ABOUT THE BOILERMAKERS

- With under a month to the Big Ten Tournament, Purdue looks to make a move in the Big Ten with an 8-6 league mark and a 13-8 overall mark. The Boilermakers opened Big Ten play with a 2-3 record, but have won six of their last nine contests to put themselves in position for a double-bye in the Big Ten Tournament.
- Never satisfied with the defense, Coach Painter's squad has held 10 straight opponents to 72 or fewer points.
- In Big Ten play, Purdue has made all the right halftime adjustments, outscoring opponents by 42 points in the second half, while being outscored by 34 points in the opening 20 minutes.
- Purdue has six players averaging between 8.0 and 15.8 points per game. Eight different players have scored at least 10 points in a game three times this season and four players have reached the 20-point plateau.

- Purdue fell out of the rankings this week, but with appearances in the last two weeks, Purdue has appeared in the Associated Press Top-25 poll for the sixth straight season, the second-longest streak in school history behind eight straight years from 1968 to 1975.
- Since the first poll of the 2015-16 season, Purdue has been ranked in 72-of-111 top-25 polls.

No.	Team
110	Kansas
105	Villanova
104	Duke
101	Virginia
98	Gonzaga
96	Kentucky
89	North Carolina
87	Michigan State
82	West Virginia
72	Purdue

- With the win over Minnesota on Jan. 30, head coach **Matt Painter** has now won 53 games over ranked teams while at Purdue. His record is 53-87 (.379) during his career at Purdue against ranked teams, but since the start of the 2016-17 season, Purdue is 23-23 in such games.
- Purdue is eighth nationally with 23 ranked wins over the last five years.

No.	Team
31	Kansas
28	Duke
26	Michigan State
25	Michigan, Virginia
24	North Carolina, Villanova
23	Purdue, Florida State
21	Baylor, Iowa, Texas Tech
19	Kentucky, West Virginia
18	Creighton, Gonzaga

- Purdue is 3-6 in road games, but has had a chance to win in five of them, losing the six road games by 4 (Miami), 15 (Iowa), 5 (Rutgers), 8 (Illinois), 1 (Maryland) and 3 (Minnesota) points.
- In the loss to Miami, Purdue led for 37:36 and by 20 points late in the first half.

- Against Rutgers, Purdue led by five points with 10 minutes to play.
- Against Illinois, the Boilermakers led by six with 16 minutes to play.
- Against Maryland, Purdue led by five with 1:43 to play.
- Against Minnesota, Purdue led by five with 2:09 to play.

- Purdue has positioned itself nicely to make a run to another high seed in the NCAA Tournament with some nice wins under its belt.
- Purdue's four wins over nationally-ranked teams are tied for the sixth-most nationally behind Iowa, Kansas, Minnesota, Ohio State and Oklahoma.
- Purdue's nine Quad-1 and Quad-2 wins rank tied for sixth nationally (Gonzaga, Creighton - 11; Ohio State, Illinois, Alabama - 10).
- Purdue's 16 Quad-1 and Quad-2 games played are the most in America.
- Purdue's strength of schedule ranks 6th in KenPom, 6th in the Sagarin ratings, 7th in the NCAA Net rankings and 7th in ESPN BPI rankings.

- Purdue has won four games this year when trailing by 11 or more points, tied for the most 11-point comebacks in school history (1982-83 season - 4). Three of the comebacks came against ranked teams.

Date	Opponent	Trailed	Result
12-4-20	Valparaiso	23-34 (Halftime)	W, 68-61
1-8-21	[23] Michigan State	16-33 (18:58 2nd)	W, 55-54
1-19-21	[15] Ohio State	21-32 (5:21 1st)	W, 67-65
1-30-21	[21] Minnesota	10-24 (9:24 1st)	W, 81-62

- Over the last two seasons, Purdue has essentially had four buzzer-beating shots to give the Boilermakers the victory.

... **Jaden Ivey** vs. [15] Ohio State (Jan. 19, 2021)

- **Jaden Ivey** becomes the first Purdue freshman to score the game-winning points in the final five seconds of a game since **Carsen Edwards** hit two free throws with 2.4 seconds left against Maryland on Feb. 4, 2017, to give Purdue a 73-72 win.

- When the calendar flipped to February, Purdue started to heat up from the free throw line. In the month of February, Purdue's free throw percentage ranks ninth among all teams that have played at least three games.

Team	GP	FT-FTA	Pct.
Villanova	4	55-60	.917
Texas-San Antonio	4	54-61	.885
Rice	4	38-43	.884
Oral Roberts	4	51-58	.879
Toledo	3	42-48	.875
Boston College	3	35-40	.875
South Dakota	4	54-62	.871
Miami, Ohio	3	32-37	.865
Purdue	3	47-55	.855

► Through games played Feb. 14.

## THE RECORDS WHEN...

• When Purdue outscores its opponent in the paint: .....	10-6
• When Purdue outscores its opponent in points off turnovers: .....	8-1
• When Purdue's freshman class scores 30 points: .....	8-2
• When Purdue's junior class scores 40 points: .....	6-1
• When Purdue's starters outscores its opponents starters: .....	8-0
• When Purdue makes more free throws than its opponent: .....	8-2
• When Purdue has an assist / turnover ratio better than 1.00: ....	10-3
• When Purdue has a points / possession better than 1.00: .....	11-2
• When Purdue shoots under 70.0 percent from the FT line: .....	7-2

## FRESHMAN CLASS SHINING BRIGHT

• Through 21 games, Purdue's freshman class has accounted for 630 (30.0 PPG) of the team's 1,479 points (42.6 percent). It has accounted for over 50.0 percent of the team's scoring in six of Purdue's 21 games (Liberty, Clemson, Miami, Maryland, Minnesota, Northwestern), including in two of the last four games.

## ► HIGHEST SCORING AVERAGES AMONG PURDUE FR. CLASSES

Avg.	Pts.	Players	Year
37.3	1,267	E. Moore, R. Hummel, J. Johnson, S. Martin	2008
34.6	1,038	B. Cardinal, J. Cornell, M. Robinson, G. McQuay	1997
33.1	928	W. Jordan, W. Walls, E. Parker (+2)	1975
31.0	1,054	A. Hammons, R. Johnson, R. Davis (+3)	2013
30.0	630	B. Newman, Z. Edey, M. Gillis, J. Ivey, E. Morton (+2)	2021

## ► PURDUE FRESHMEN AMONG BIG TEN FRESHMEN LEADERS

Player	PPG	RPG	APG	Blk.	Stl.	3PM	MPG
Brandon Newman	2nd	8th	6th	6th	4th	2nd	2nd
Jaden Ivey	4th	9th	4th	14th	10th	9th	8th
Zach Edey	5th	4th	—	2nd	—	—	14th
Mason Gillis	12th	5th	7th	—	6th	4th	5th
Ethan Morton	—	—	13th	—	—	14th	19th

• Over the last eight games (5-3 record), the class has accounted for 279-of-565 points (49.4 percent) of Purdue's scoring.

• Just six players this season have won Big Ten Freshmen of the Week honors (Michigan's Hunter Dickinson; Purdue's Zach Edey, Mason Gillis, Jaden Ivey and Brandon Newman; Illinois' Adam Miller).

## ► MOST PLAYERS TO WIN FRESHMEN OF THE WEEK HONORS

No.	Team (Players)	Year
4	Purdue (Z. Edey, M. Gillis, J. Ivey, B. Newman)	2020-21
3	Michigan (M. McGary, N. Stauskas, G. Robinson III)	2012-13
3	Ohio State (J. Sullinger, D. Thomas, A. Craft)	2010-11

## FRESHMAN CLASS PILING UP SOME BIG GAMES

• The 53 points scored by freshmen vs. Northwestern were the second most for a freshman class under Painter and the most since Nov. 24, 2007.

## ► 44+ POINTS SCORED BY A FRESHMAN CLASS UNDER PAINTER

Pts.	Opponent	Date	Result
54	Loyola, Chicago	11-24-07	W, 84-53
53	Northwestern	2-6-21	W, 75-70
51	[21] Minnesota	1-30-21	W, 81-62
49	Penn State	2-5-13	W, 58-49
49	Ohio State	3-4-08	L, 77-80
46	Western Illinois	3-20-13	W, 81-67
46	Minnesota	3-9-13	W, 89-73
46	[15] Indiana	2-19-08	L, 68-77
45	Iowa State	12-22-07	L, 80-83
44	Oakland	12-1-20	W, 93-50
44	Liberty	11-25-20	W, 77-64
44	Baylor	3-20-08	W, 90-79
44	Lipscomb	11-21-07	W, 66-62
44	Chicago State	12-6-05	W, 69-56

• The class has become the sixth freshman class in school history to have four players with 100 points (2014, 2013, 2008, 2006, 1997) and could become the second group (2008) to have four players with 150 points each.

## ► PURDUE FRESHMEN SCORING LIST

Rk.	Pts.	Player	Year
28.	208	Brad Miller	1995
29.	199	Brandon Newman	2021
—	—	—	—
43.	169	Ian Stanback	1991
44.	167	Zach Edey	2021

54.	150	Keaton Grant	2007
55.	136	Jaden Ivey	2021
—	—	—	—
62.	119	Kelsey Barlow	2010
63.	114	Mason Gillis	2021

## EDEY CONTINUES TO SHOW IMPROVEMENT

• Purdue freshman center **Zach Edey** continues his development, recording his first career double-double in the win over Northwestern. Edey contributed 12 points, 11 rebounds, 4 blocks, 1 assist and 1 steal in a career-best 23 minutes, while also registering only one foul and no turnovers. He also went a remarkable 8-of-8 from the free throw line.

• Edey is the only player in the country to have at least 12 points, 11 rebounds, 4 blocks and no turnovers in under 25 minutes, when he reached those marks vs. Northwestern.

• Over the last two games, Edey has 25 points, 13 rebounds, five blocked shots, one assist and one steal in 39 minutes played, while going 13-of-14 from the free throw line. He also has just one turnover in that span.

## ► COMPARING PURDUE 7-FOOTERS (FRESHMAN SEASON)

Year	Player	MPG	PPG	RPG	Blks.	FG %	FT %
2013	A.J. Hammons	23.1	10.6	6.0	67	.495	.681
2015	Isaac Haas	14.6	7.6	4.1	25	.535	.547
2018	Matt Haarms	17.1	4.8	3.2	79	.585	.542
2021	Zach Edey	14.3	8.0	4.1	23	.574	.729

## CENTER PRODUCTION

• Matt Painter has said that he looks at production totals for the position and the center position of **Zach Edey** and **Trevion Williams** have put up big numbers.

## ► CENTER POSITION GAME-BY-GAME

Date	Opponent	FG-A	Pts.	Rebs.	Blks.	TOS
Nov. 25	Liberty	12-17	26	16	1	5
Nov. 26	Clemson	10-19	27	16	2	6
Dec. 1	Oakland	8-17	21	21	1	7
Dec. 4	Valparaiso	9-21	23	12	1	5
Dec. 8	Miami, Fla.	9-15	23	9	0	6
Dec. 12	Indiana State	17-24	40	14	3	4
Dec. 16	[20] Ohio State	6-15	17	14	2	7
Dec. 19	Notre Dame	10-18	23	10	0	3
Dec. 22	[4] Iowa	8-16	17	10	3	3
Dec. 25	Maryland	6-15	16	15	2	3
Dec. 29	[14] Rutgers	11-13	24	15	1	2
Jan. 2	[15] Illinois	10-20	21	12	4	3
Jan. 8	[23] Michigan St.	12-19	32	12	1	3
Jan. 14	Indiana	9-19	22	10	0	3
Jan. 17	Penn State	8-15	20	17	2	2
Jan. 19	[15] Ohio State	10-18	24	12	1	2
Jan. 22	[7] Michigan	7-19	18	19	3	2
Jan. 30	[21] Minnesota	8-19	21	15	0	4
Feb. 2	Maryland	11-15	27	13	0	4
Feb. 6	Northwestern	6-15	20	14	4	2
Feb. 11	Minnesota	15-27	37	12	3	3
TOTALS		202-378	499	288	34	79
AVERAGE		.534	23.8	13.7	1.6	3.8

## BOILER NOTES

• Purdue is 118-14 since the start of the 2014-15 season when attempting more free throws than its foes (6-1 this year; 251-37 under Painter).

• Purdue is 157-7 when under Painter when holding foes to 59 or fewer points. Three of the seven losses came during the 2012-13 season.

• Purdue is 38-5 since the start of the 2017-18 season when making 10 or more 3-pointers in a game. Under Painter, Purdue is 82-17 overall, having won six straight games.

• Purdue is 128-12 under Painter when scoring at least 80 points, including 42-2 (losses to Notre Dame and Virginia Tech in 2018-19 season) since the start of the 2017-18 season.

• Purdue is 133-14 under Painter when winning the rebound and turnover battles in the same game. The loss to Minnesota snapped a 12-game winning streak when winning both rebound and turnover battles.

• Purdue has won 13 straight games when wearing its gold uniforms, dating to a New Year's Day loss vs. Minnesota in 2017. Purdue is 2-0 this year when wearing gold after defeating Maryland on Christmas Day and Northwestern last Saturday.

## 2020-21 BIG TEN STANDINGS

Team Standings	Conf.	Pct.	Overall	Pct.	NET
(3) Michigan	9-1	.900	13-1	.929	3
(5) Illinois	10-3	.769	14-5	.737	4
(4) Ohio State	11-4	.733	17-4	.810	7
(11) Iowa	9-5	.643	15-6	.714	8
(21) Wisconsin	9-6	.600	15-7	.682	18
<b>[RV] PURDUE</b>	<b>8-6</b>	<b>.571</b>	<b>13-8</b>	<b>.619</b>	<b>27</b>
(RV) Rutgers	8-7	.533	12-7	.632	30
Indiana	6-7	.462	11-9	.550	51
Minnesota	6-8	.429	13-8	.619	53
Maryland	5-9	.357	10-10	.500	36
Michigan State	4-8	.333	10-8	.556	94
Penn State	4-9	.308	7-10	.412	39
Northwestern	3-11	.214	6-12	.333	91
Nebraska	1-9	.100	5-12	.294	141

► Through games played Feb. 14.

## 2020-21 BIG TEN LEADERS (All games)

Team Category	All Games	Rk.	B1G Games	Rk.
Scoring Defense	66.7	4	67.2	3
Field Goal Percentage Defense	.419	9	.420	3
Rebound Margin	+6.4	3	+4.4	4
Offensive Rebounds / Game	11.3	4	11.3	4
Scoring Margin	+3.7	7	+0.6	6
Free Throw Percentage	.724	8	.735	6
3-Point Percentage Defense	.323	4	.335	7
Field Goal Percentage	.444	7	.428	8
Scoring Offense	70.4	12	67.8	9
Blocked Shots / Game	3.1	12	3.2	9
Steals / Game	5.0	10	5.1	9
Assists / Game	14.2	9	12.4	10
Turnovers Per Game	12.9	11	12.4	10
3-Point Percentage	.339	9	.304	11
Turnover Margin	-1.48	11	-1.71	12
Assist / Turnover Ratio	1.10	12	1.01	13
3-Pointers / Game	7.2	11	6.2	14

► Through games played Feb. 14.

Individual Category (All Games)	No.	B1G	NCAA
Off. Rebounds / Game	Trevion Williams	3.76	2 9
Double-Doubles	Trevion Williams	9	2 14
Rebounds Per Game	Trevion Williams	9.6	2 30
Field Goal Percentage	Trevion Williams	.520	5 66
Def. Rebounds / Game	Trevion Williams	5.81	5 87
3-Pointers Per Game	Sasha Stefanovic	2.28	6 —
Points Per Game	Trevion Williams	15.8	8 —
Minutes Played / Game	Eric Hunter Jr.	31.2	12 —
Blocked Shots Per Game	Zach Edey	1.10	13 —
Steals / Game	Eric Hunter Jr.	1.18	14 —
Assist / TO Ratio	Eric Hunter Jr.	1.57	14 —
Assists / Game	Eric Hunter Jr.	3.2	15 —

► Through games played Feb. 14.

## INSIDE THE NUMBERS (2006-07 season; Painter's 2nd yr.)

Overall Wins	Total	Conference Wins	Total
Michigan State	383	Wisconsin	186
Ohio State	374	Michigan State	180
Wisconsin	370	Ohio State	175
<b>Purdue</b>	<b>341</b>	<b>Purdue</b>	<b>172</b>
Michigan	334	Michigan	153
Maryland	322	Maryland	146
Illinois	279	Indiana	126
Indiana	278	Illinois	122
Minnesota	273	Iowa	122
Iowa	264	Minnesota	103
Penn State	238	Penn State	91
Nebraska	229	Nebraska	89
Northwestern	225	Northwestern	83
Rutgers	196	Rutgers	69

► Through games played Feb. 14.

► Through games played Feb. 14.

## GAME 22 // PURDUE vs. MICHIGAN STATE // FEBRUARY 16, 2021

### THE TREVION WILLIAMS FILE

- Trevion Williams has become one of the Big Ten's best players.
- Williams' 30 points against Indiana State off the bench were the most off the bench in school history. He became the eighth player in school history with a pair of 30-10 games in Purdue history (**Terry Dischinger - 24; Dave Schellhase - 19; Glenn Robinson - 12; Joe Barry Carroll - 5; Bob Ford - 3; Russell Cross - 2; Wilson Eison - 2**).
- Williams is averaging 17.0 points, 9.4 rebounds and 2.1 assists in Big Ten play. Since the 1992-93 season, just two other Big Ten players have averaged 17, 9 and 2 in league play.

#### ► 16.0 PPG, 9.0 RPG, 2.0 APG IN BIG TEN PLAY (SINCE 1992-93)

Year	Player (Team)	PPG	RPG	APG
2020-21	Trevion Williams (Purdue)	17.0	9.4	2.1
2017-18	Keita Bates-Diop (Ohio State)	19.4	9.2	2.0
2016-17	Caleb Swanigan (Purdue)	18.9	12.6	2.6

- Williams has five 20-10 games this year, tied for third among major-college players.

#### ► 20-10 GAMES BY MAJOR-COLLEGE PLAYERS

Player	Team	No.
Luka Garza	Iowa	7
Justin Champagnie	Pittsburgh	6
Trevion Williams	Purdue	5
Kofi Cockburn	Illinois	5
Trayce Jackson-Davis	Indiana	4
Oscar Da Silva	Stanford	4
Derek Culver	West Virginia	4
Evan Mobley	USC	4

### HELLO, NEWMAN

- Freshman sharpshooter **Brandon Newman** has made an impact on the perimeter, being one of six freshmen nationally to have made at least 30 3-pointers and shoot at least 43.0 percent from long range.

#### ► FRESHMEN WITH 30+ 3-PTRS AND SHOOT 43.0 % FROM DEEP

3PM	Pct.	Player	Team
38	.447	Xavier DuSell	Wyoming
37	.446	Josh Corbin	Winthrop
<b>34</b>	<b>.430</b>	<b>Brandon Newman</b>	<b>Purdue</b>
34	.447	Kerwin Walton	North Carolina
31	.437	Gibson Jimerson	Saint Louis
31	.470	Wil Tattersall	UC Riverside

- Since the 2010-11 season, only two Purdue players have had at least 29 points, 6 rebounds, 5 trifectas and 6 made free throws in the same game.

#### ► 29 PTS, 6 REBS, 5 3PM, 6 FTS IN SAME GAME (PURDUE; SINCE 2010-11)

Player vs. Opponent	Pts.	Rebs.	3PM	FTM	Date
Brandon Newman vs. Minnesota	29	6	5	6	1-30-21
Carsen Edwards vs. Villanova	42	6	9	9	3-23-19

- The list of Big Ten players since 2010-11 to reach the above marks are **Brandon Paul, Malcolm Hill, Peter Jok (2x), Caris LeVert, Denzel Valentine, Talar Battle, Edwards and Newman**.

- Newman's 29 points against Minnesota were the fourth most for a freshman in school history.

#### ► POINTS IN A GAME BY A FRESHMAN IN SCHOOL HISTORY

Player vs. Opponent	Date	Pts.
Kyle Macy vs. Minnesota	1-3-76	38
Russell Cross vs. Tennessee	12-6-80	32
A.J. Hammons vs. [3] Indiana	1-30-13	30
<b>Brandon Newman vs. [21] Minnesota</b>	<b>1-30-21</b>	<b>29</b>

### HOME SWEET HOME

- Purdue boasts one of the best homecourt advantages in not only the Big Ten, but nationally as well.

#### ► HOME WINNING PCT. LAST 6 YEARS (Power Teams)

Team	2020-21	Since 2015-16	Pct.
Kansas	10-1	84-6	.933
Florida State	10-1	83-8	.912
Oregon	7-2	88-9	.907
Virginia	9-0	81-9	.900
Villanova	6-0	72-8	.900
Houston	11-0	86-10	.896
<b>Purdue</b>	<b>8-1</b>	<b>82-10</b>	<b>.891</b>

► Through games played Feb. 14.

### ► FEWEST HOME LOSSES NATIONALLY / BIG TEN LAST 6 YEARS

National*	Losses	Big Ten	Losses
Gonzaga	6	Purdue	10
Kansas	6	Michigan State	12
Florida State	8	Michigan	14
Villanova	8	Maryland	18
Oregon	9	Wisconsin	21
Virginia	9	Iowa	21
<b>Purdue</b>	<b>10</b>	<b>Ohio State</b>	<b>23</b>
Houston	10	Indiana	24

► Through games played Feb. 14. // \* Power schools

### THE THREE-POINT ATTACK

- Since the start of the 2015-16 season, Purdue has had 22 games of 14 or more 3-pointers, good for the third-highest total in the Power-6 conferences.

#### ► GAMES WITH 14+ 3-POINTERS (Power-6 teams)

No.	Team
34	Villanova
23	Auburn
<b>22</b>	<b>Purdue, Creighton</b>
19	Marquette

► Through games played Feb. 14.

### BIG WINS

- Since the start of the 2015-16 season, 28 of Purdue's 138 wins have come by 30 or more points, the third-highest total nationally.

#### ► MOST 30-POINT WINS SINCE 2015-16 SEASON

No.	Team
57	Gonzaga
30	Duke
<b>28</b>	<b>Purdue</b>
26	Kansas
25	West Virginia

► Through games played Feb. 14.

### BIG WINS, TIMES TWO

- Since the start of the 2015-16 season, 52 of Purdue's 138 wins have come by 20 or more points, the fifth-most nationally.

#### ► MOST 20-POINT WINS SINCE 2015-16 SEASON

No.	Team
97	Gonzaga
56	Duke
55	Villanova
53	Michigan State
<b>52</b>	<b>Purdue</b>

► Through games played Feb. 14.

### ONE OF THE NATION'S ELITE TEAMS

- Since the start of the 2015-16 season, Purdue's 138 victories rank 14th among all Division I teams (vs. other Division I teams).

#### ► WINS NATIONALLY SINCE 2015-16 (0-1 WINS)

Team (Wins over Non-DI teams)	2016-20	2020-21	Total
Gonzaga (1)	160-21	20-0	180-21
Villanova	153-30	13-3	166-33
Kansas (1)	149-31	15-7	164-38
Virginia	141-32	15-3	156-35
Duke	139-40	8-8	147-48
Oregon (2)	134-46	12-4	146-50
Kentucky	140-39	6-13	146-52
North Carolina (1)	134-51	12-7	146-58
Saint Mary's	134-37	11-6	145-43
Michigan State	133-42	10-8	143-50
Michigan (2)	129-52	14-1	143-53
Houston (1)	126-41	16-2	142-43
Nevada (2)	127-46	13-7	140-53
<b>Purdue</b>	<b>125-49</b>	<b>13-8</b>	<b>138-57</b>
Belmont (4)	127-41	21-1	138-42
Cincinnati	131-39	7-7	138-46
Vermont (5)	127-42	9-3	136-45
Arizona	122-51	14-7	136-58
Florida State	124-48	11-3	135-51

► Through games played Feb. 14.

### FOLLOW US

No.	Player / Coach	Twitter	Instagram
0	Mason Gillis	@GillisMason	masongillis_
1	Aaron Wheeler	@_AaronWheeler_	a_wheels
2	Eric Hunter Jr.	@ebuckets2_	iam.eric
4	Emmanuel Dowuona	@Emmanuelnii32	emmanueln0r4ey
5	Brandon Newman	@ballislife_219	ballislife_219
11	Isaiah Thompson	@Ithompson11	_ithompson11
14	Jared Wulbrun	@jaredwulbrun	jaredwulbrun
15	Zach Edey	@zach_edey	zach_edey
21	Matt Frost	@m_frost21	m_frost21
22	Chase Martin	—	chase.martin_
23	Jaden Ivey	@IveyJaden	1poisonivey3
25	Ethan Morton	@EthanMorton_24	ethanmorton25
34	Carson Barrett	@CarsonB34	carson_barrett
50	Trevion Williams	@twill_	__sensational_
55	Sasha Stefanovic	@Sash_Stefanovic	stefanovicsasha
	Matt Painter	@CoachPainter	—
	Micah Shrewsberry	@Shrews1244	shrews1244
	Steve Lutz	@LutzSteve	lutzsteve
	Brandon Brantley	@coachbbrantley	coachbbrantley

### GIMME FIVE... STRAIGHT

- Purdue has earned five straight NCAA Tournament berths. The streak is the second-longest among Big Ten teams (Michigan State - 22; Purdue - 5) and the 10th longest nationally.

#### ► LONGEST ACTIVE NCAA TOURNAMENT STREAK

No.	Team	Last
30	Kansas	1989
24	Duke	1995
22	Michigan State	1997
21	Gonzaga	1998
9	Cincinnati	2010
9	North Carolina	2010
7	Villanova	2013
6	Kentucky	2013
6	Virginia	2013
<b>5</b>	<b>Purdue</b>	<b>2014</b>

### TOP-FIVE SEED LINES

- Purdue has been a top-five seed in each of the last four NCAA Tournaments, being one of six teams nationally to accomplish that feat.

#### ► TOP-FIVE NCAA TOURNAMENT SEEDS IN LAST FOUR TOURNAMENTS

Team	2016	2017	2018	2019	Avg.
North Carolina	1	1	2	1	1.3
Kansas	1	1	1	4	1.8
Virginia	1	5	1	1	2.0
Duke	4	2	2	1	2.3
Kentucky	4	2	5	2	3.3
<b>Purdue</b>	<b>5</b>	<b>4</b>	<b>2</b>	<b>3</b>	<b>3.5</b>

### NCAA WINS ARE PILING UP

- Purdue has won seven NCAA Tournament games over the last three tournaments, tied for the eighth-highest total nationally.

#### ► NCAA TOURNAMENT WINS SINCE 2017 TOURNAMENT

Team	2017	2018	2019	2020	Total
Gonzaga	5	2	3	—	10
Michigan	2	5	2	—	9
North Carolina	6	1	2	—	9
Kansas	3	4	1	—	8
Kentucky	3	2	3	—	8
Texas Tech	0	3	5	—	8
Villanova	1	6	1	—	8
<b>Purdue</b>	<b>2</b>	<b>2</b>	<b>3</b>	<b>—</b>	<b>7</b>
Duke	1	3	3	—	7
Virginia	1	0	6	—	7

THE FINAL NUMBERS				
• Some final numbers to chew on.				
► COMPARATIVE SPLITS				
Category	B1G Home	B1G Away	Wins	Losses
Record	5-1	3-5	13-0	0-8
Scoring Offense	71.5	65.0	75.8	61.8
Scoring Defense	67.3	67.1	64.8	69.8
Field Goal Pct.	.417	.437	.468	.406
Field Goal Pct. Defense	.396	.442	.395	.459
3-Point Percentage	.323	.290	.376	.270
Free Throw Percentage	.786	.685	.718	.740
Assists / Game	13.3	11.8	15.3	12.4
Turnovers / Game	12.3	12.4	12.3	13.9
Assist / Turnover Ratio	1.08	0.95	1.24	0.89
Turnover Margin	-1.50	-1.88	-0.77	-2.63
Trevion Williams PPG	13.0	20.0	15.7	16.0
Next Leading Scorer PPG	14.2	8.1	11.5	8.3
Trevion Williams FG Pct.	.536	.600	.524	.513
Rest of Team FG Pct.	.394	.379	.454	.372

IN THE RECORD BOOKS			
► REBOUNDS / CAREER			
16.	Wayne Walls	653	1975-78
—	Trevion Williams	575	2019-p.
► 3-POINT PERCENTAGE / CAREER			
11.	Rodney Smith	87-216	.403 1999-02
12.	Sasha Stefanovic	130-323	.4025 2019-p.
13.	Matt Waddell	109-271	.4022 1992-95
► REBOUNDS / SEASON			
20.	William Franklin	255	1971
	Dave Schellhase	255	1965
—	Trevion Williams	201	2021
► 3-POINTERS / FRESHMAN			
8.	Isaiah Thompson	36	2020
9.	David Teague	35	2003
10.	Brandon Newman	34	2021
► 3-POINT PERCENTAGE / FRESHMAN			
1.	Robbie Hummel	42-94	.447 2008
2.	E'Twaun Moore	66-152	.434 2008
3.	Brandon Newman	33-76	.430 2021
► Minimum 40 3-point attempts.			
► BLOCKED SHOTS / FRESHMAN			
9.	Isaac Haas	25	2015
10.	Zach Edey	22	2021



Mackey Arena Information							Inside the Numbers at Mackey Arena																																																																																																																																																																																																																																																																																																																										
<b>First Game:</b> Dec. 2, 1967 <b>Games:</b> 801   <b>Sellouts:</b> 403   <b>Pct. of Sellouts:</b> 403 / 801 (.503) <b>Overall Record:</b> 656-145 (.819) <b>Non-Conference:</b> 301-38 (.888)   <b>Big Ten:</b> 355-107 (.768) <b>Painter:</b> 219-41 (.842)   <b>Non-Con:</b> 110-9 (.924)   <b>BIG:</b> 109-32 (.773) <b>Total Attendance (Avg.):</b> 10,520,577 (13,134) <b>Unbeaten Seasons:</b> 3 (1968-69, 2010-11, 2018-19)							<b>MACKEY ARENA STREAKS</b> <b>• Overall winning streak:</b> 2 (Jan. 22, 2021 vs. [7] Michigan) <b>• Non-conf. winning streak:</b> 7 (Nov. 9, 2019 vs. Texas) <b>• Big Ten winning streak:</b> 2 (Jan. 22, 2021 vs. [7] Michigan)																																																																																																																																																																																																																																																																																																																										
<b>MACKEY ARENA HOME RECORD</b> <table> <tr> <th>Year</th><th>Overall</th><th>Pct.</th><th>B10</th><th>Pct.</th><th>Attn.</th><th>Avg.</th></tr> <tr><td>1967-68</td><td>11-2</td><td>.846</td><td>7-0</td><td>1.000</td><td>180,102</td><td>13,854</td></tr> <tr><td>1968-69</td><td>11-0</td><td>1.000</td><td>7-0</td><td>1.000</td><td>155,298</td><td>14,118</td></tr> <tr><td>1969-70</td><td>11-1</td><td>.917</td><td>6-1</td><td>.857</td><td>169,476</td><td>14,123</td></tr> <tr><td>1970-71</td><td>9-4</td><td>.692</td><td>5-2</td><td>.714</td><td>175,240</td><td>13,480</td></tr> <tr><td>1971-72</td><td>8-4</td><td>.667</td><td>3-4</td><td>.429</td><td>164,412</td><td>13,701</td></tr> <tr><td>1972-73</td><td>10-2</td><td>.833</td><td>5-2</td><td>.714</td><td>154,788</td><td>12,899</td></tr> <tr><td>1973-74</td><td>12-2</td><td>.857</td><td>7-0</td><td>1.000</td><td>174,244</td><td>12,446</td></tr> <tr><td>1974-75</td><td>11-1</td><td>.917</td><td>8-1</td><td>.889</td><td>164,448</td><td>13,704</td></tr> <tr><td>1975-76</td><td>8-5</td><td>.615</td><td>6-3</td><td>.667</td><td>169,390</td><td>13,030</td></tr> <tr><td>1976-77</td><td>11-3</td><td>.786</td><td>8-1</td><td>.889</td><td>192,738</td><td>13,767</td></tr> <tr><td>1977-78</td><td>11-1</td><td>.917</td><td>9-0</td><td>1.000</td><td>159,300</td><td>13,275</td></tr> <tr><td>1978-79</td><td>15-2</td><td>.882</td><td>8-1</td><td>.889</td><td>231,795</td><td>13,635</td></tr> <tr><td>1979-80</td><td>15-2</td><td>.882</td><td>8-1</td><td>.889</td><td>234,345</td><td>13,785</td></tr> <tr><td>1980-81</td><td>12-3</td><td>.800</td><td>6-3</td><td>.667</td><td>197,910</td><td>13,194</td></tr> <tr><td>1981-82</td><td>12-4</td><td>.750</td><td>6-3</td><td>.667</td><td>213,040</td><td>13,315</td></tr> <tr><td>1982-83</td><td>13-1</td><td>.929</td><td>8-1</td><td>.889</td><td>188,608</td><td>13,472</td></tr> <tr><td>1983-84</td><td>12-1</td><td>.923</td><td>8-1</td><td>.889</td><td>173,147</td><td>13,319</td></tr> <tr><td>1984-85</td><td>12-4</td><td>.750</td><td>6-3</td><td>.667</td><td>202,784</td><td>12,674</td></tr> <tr><td>1985-86</td><td>13-2</td><td>.867</td><td>7-2</td><td>.778</td><td>200,085</td><td>13,339</td></tr> <tr><td>1986-87</td><td>12-1</td><td>.923</td><td>8-1</td><td>.889</td><td>183,599</td><td>14,123</td></tr> <tr><td>1987-88</td><td>15-1</td><td>.938</td><td>9-0</td><td>1.000</td><td>218,384</td><td>13,649</td></tr> <tr><td>1988-89</td><td>11-3</td><td>.786</td><td>6-3</td><td>.667</td><td>197,722</td><td>14,123</td></tr> <tr><td>1989-90</td><td>12-1</td><td>.923</td><td>8-1</td><td>.889</td><td>180,843</td><td>13,911</td></tr> <tr><td>1990-91</td><td>11-5</td><td>.688</td><td>6-3</td><td>.667</td><td>223,664</td><td>13,979</td></tr> <tr><td>1991-92</td><td>13-5</td><td>.722</td><td>5-4</td><td>.556</td><td>242,370</td><td>13,465</td></tr> <tr><td>1992-93</td><td>9-5</td><td>.643</td><td>4-5</td><td>.444</td><td>197,722</td><td>14,123</td></tr> <tr><td>1993-94</td><td>13-1</td><td>.929</td><td>8-1</td><td>.889</td><td>197,722</td><td>14,123</td></tr> <tr><td>1994-95</td><td>12-1</td><td>.923</td><td>8-1</td><td>.889</td><td>183,599</td><td>14,123</td></tr> <tr><td>1995-96</td><td>13-1</td><td>.929</td><td>8-1</td><td>.889</td><td>197,722</td><td>14,123</td></tr> <tr><td>1996-97</td><td>11-3</td><td>.786</td><td>7-2</td><td>.778</td><td>196,770</td><td>14,055</td></tr> <tr><td>1997-98</td><td>13-1</td><td>.929</td><td>7-1</td><td>.875</td><td>197,722</td><td>14,123</td></tr> <tr><td>1998-99</td><td>12-4</td><td>.750</td><td>4-4</td><td>.500</td><td>225,968</td><td>14,123</td></tr> <tr><td>1999-00</td><td>12-2</td><td>.857</td><td>7-1</td><td>.875</td><td>194,152</td><td>13,868</td></tr> <tr><td>2000-01</td><td>11-7</td><td>.611</td><td>4-4</td><td>.500</td><td>215,244</td><td>11,958</td></tr> <tr><td>2001-02</td><td>11-4</td><td>.733</td><td>5-3</td><td>.625</td><td>178,020</td><td>11,868</td></tr> <tr><td>2002-03</td><td>14-1</td><td>.933</td><td>7-1</td><td>.875</td><td>158,280</td><td>10,552</td></tr> <tr><td>2003-04</td><td>9-5</td><td>.643</td><td>4-4</td><td>.500</td><td>163,814</td><td>11,701</td></tr> <tr><td>2004-05</td><td>6-9</td><td>.400</td><td>3-5</td><td>.375</td><td>175,215</td><td>11,681</td></tr> <tr><td>2005-06</td><td>9-5</td><td>.643</td><td>3-5</td><td>.375</td><td>149,618</td><td>10,687</td></tr> <tr><td>2006-07</td><td>16-1</td><td>.941</td><td>7-1</td><td>.875</td><td>199,733</td><td>11,749</td></tr> <tr><td>2007-08</td><td>16-1</td><td>.941</td><td>9-0</td><td>1.000</td><td>209,865</td><td>12,345</td></tr> <tr><td>2008-09</td><td>15-3</td><td>.833</td><td>7-2</td><td>.778</td><td>246,744</td><td>13,708</td></tr> <tr><td>2009-10</td><td>14-2</td><td>.875</td><td>7-2</td><td>.778</td><td>218,896</td><td>13,681</td></tr> <tr><td>2010-11</td><td>16-0</td><td>1.000</td><td>9-0</td><td>1.000</td><td>222,659</td><td>13,916</td></tr> <tr><td>2011-12</td><td>13-4</td><td>.765</td><td>5-4</td><td>.556</td><td>2</td></tr></table>	Year	Overall	Pct.	B10	Pct.	Attn.	Avg.	1967-68	11-2	.846	7-0	1.000	180,102	13,854	1968-69	11-0	1.000	7-0	1.000	155,298	14,118	1969-70	11-1	.917	6-1	.857	169,476	14,123	1970-71	9-4	.692	5-2	.714	175,240	13,480	1971-72	8-4	.667	3-4	.429	164,412	13,701	1972-73	10-2	.833	5-2	.714	154,788	12,899	1973-74	12-2	.857	7-0	1.000	174,244	12,446	1974-75	11-1	.917	8-1	.889	164,448	13,704	1975-76	8-5	.615	6-3	.667	169,390	13,030	1976-77	11-3	.786	8-1	.889	192,738	13,767	1977-78	11-1	.917	9-0	1.000	159,300	13,275	1978-79	15-2	.882	8-1	.889	231,795	13,635	1979-80	15-2	.882	8-1	.889	234,345	13,785	1980-81	12-3	.800	6-3	.667	197,910	13,194	1981-82	12-4	.750	6-3	.667	213,040	13,315	1982-83	13-1	.929	8-1	.889	188,608	13,472	1983-84	12-1	.923	8-1	.889	173,147	13,319	1984-85	12-4	.750	6-3	.667	202,784	12,674	1985-86	13-2	.867	7-2	.778	200,085	13,339	1986-87	12-1	.923	8-1	.889	183,599	14,123	1987-88	15-1	.938	9-0	1.000	218,384	13,649	1988-89	11-3	.786	6-3	.667	197,722	14,123	1989-90	12-1	.923	8-1	.889	180,843	13,911	1990-91	11-5	.688	6-3	.667	223,664	13,979	1991-92	13-5	.722	5-4	.556	242,370	13,465	1992-93	9-5	.643	4-5	.444	197,722	14,123	1993-94	13-1	.929	8-1	.889	197,722	14,123	1994-95	12-1	.923	8-1	.889	183,599	14,123	1995-96	13-1	.929	8-1	.889	197,722	14,123	1996-97	11-3	.786	7-2	.778	196,770	14,055	1997-98	13-1	.929	7-1	.875	197,722	14,123	1998-99	12-4	.750	4-4	.500	225,968	14,123	1999-00	12-2	.857	7-1	.875	194,152	13,868	2000-01	11-7	.611	4-4	.500	215,244	11,958	2001-02	11-4	.733	5-3	.625	178,020	11,868	2002-03	14-1	.933	7-1	.875	158,280	10,552	2003-04	9-5	.643	4-4	.500	163,814	11,701	2004-05	6-9	.400	3-5	.375	175,215	11,681	2005-06	9-5	.643	3-5	.375	149,618	10,687	2006-07	16-1	.941	7-1	.875	199,733	11,749	2007-08	16-1	.941	9-0	1.000	209,865	12,345	2008-09	15-3	.833	7-2	.778	246,744	13,708	2009-10	14-2	.875	7-2	.778	218,896	13,681	2010-11	16-0	1.000	9-0	1.000	222,659	13,916	2011-12	13-4	.765	5-4	.556	2
Year	Overall	Pct.	B10	Pct.	Attn.	Avg.																																																																																																																																																																																																																																																																																																																											
1967-68	11-2	.846	7-0	1.000	180,102	13,854																																																																																																																																																																																																																																																																																																																											
1968-69	11-0	1.000	7-0	1.000	155,298	14,118																																																																																																																																																																																																																																																																																																																											
1969-70	11-1	.917	6-1	.857	169,476	14,123																																																																																																																																																																																																																																																																																																																											
1970-71	9-4	.692	5-2	.714	175,240	13,480																																																																																																																																																																																																																																																																																																																											
1971-72	8-4	.667	3-4	.429	164,412	13,701																																																																																																																																																																																																																																																																																																																											
1972-73	10-2	.833	5-2	.714	154,788	12,899																																																																																																																																																																																																																																																																																																																											
1973-74	12-2	.857	7-0	1.000	174,244	12,446																																																																																																																																																																																																																																																																																																																											
1974-75	11-1	.917	8-1	.889	164,448	13,704																																																																																																																																																																																																																																																																																																																											
1975-76	8-5	.615	6-3	.667	169,390	13,030																																																																																																																																																																																																																																																																																																																											
1976-77	11-3	.786	8-1	.889	192,738	13,767																																																																																																																																																																																																																																																																																																																											
1977-78	11-1	.917	9-0	1.000	159,300	13,275																																																																																																																																																																																																																																																																																																																											
1978-79	15-2	.882	8-1	.889	231,795	13,635																																																																																																																																																																																																																																																																																																																											
1979-80	15-2	.882	8-1	.889	234,345	13,785																																																																																																																																																																																																																																																																																																																											
1980-81	12-3	.800	6-3	.667	197,910	13,194																																																																																																																																																																																																																																																																																																																											
1981-82	12-4	.750	6-3	.667	213,040	13,315																																																																																																																																																																																																																																																																																																																											
1982-83	13-1	.929	8-1	.889	188,608	13,472																																																																																																																																																																																																																																																																																																																											
1983-84	12-1	.923	8-1	.889	173,147	13,319																																																																																																																																																																																																																																																																																																																											
1984-85	12-4	.750	6-3	.667	202,784	12,674																																																																																																																																																																																																																																																																																																																											
1985-86	13-2	.867	7-2	.778	200,085	13,339																																																																																																																																																																																																																																																																																																																											
1986-87	12-1	.923	8-1	.889	183,599	14,123																																																																																																																																																																																																																																																																																																																											
1987-88	15-1	.938	9-0	1.000	218,384	13,649																																																																																																																																																																																																																																																																																																																											
1988-89	11-3	.786	6-3	.667	197,722	14,123																																																																																																																																																																																																																																																																																																																											
1989-90	12-1	.923	8-1	.889	180,843	13,911																																																																																																																																																																																																																																																																																																																											
1990-91	11-5	.688	6-3	.667	223,664	13,979																																																																																																																																																																																																																																																																																																																											
1991-92	13-5	.722	5-4	.556	242,370	13,465																																																																																																																																																																																																																																																																																																																											
1992-93	9-5	.643	4-5	.444	197,722	14,123																																																																																																																																																																																																																																																																																																																											
1993-94	13-1	.929	8-1	.889	197,722	14,123																																																																																																																																																																																																																																																																																																																											
1994-95	12-1	.923	8-1	.889	183,599	14,123																																																																																																																																																																																																																																																																																																																											
1995-96	13-1	.929	8-1	.889	197,722	14,123																																																																																																																																																																																																																																																																																																																											
1996-97	11-3	.786	7-2	.778	196,770	14,055																																																																																																																																																																																																																																																																																																																											
1997-98	13-1	.929	7-1	.875	197,722	14,123																																																																																																																																																																																																																																																																																																																											
1998-99	12-4	.750	4-4	.500	225,968	14,123																																																																																																																																																																																																																																																																																																																											
1999-00	12-2	.857	7-1	.875	194,152	13,868																																																																																																																																																																																																																																																																																																																											
2000-01	11-7	.611	4-4	.500	215,244	11,958																																																																																																																																																																																																																																																																																																																											
2001-02	11-4	.733	5-3	.625	178,020	11,868																																																																																																																																																																																																																																																																																																																											
2002-03	14-1	.933	7-1	.875	158,280	10,552																																																																																																																																																																																																																																																																																																																											
2003-04	9-5	.643	4-4	.500	163,814	11,701																																																																																																																																																																																																																																																																																																																											
2004-05	6-9	.400	3-5	.375	175,215	11,681																																																																																																																																																																																																																																																																																																																											
2005-06	9-5	.643	3-5	.375	149,618	10,687																																																																																																																																																																																																																																																																																																																											
2006-07	16-1	.941	7-1	.875	199,733	11,749																																																																																																																																																																																																																																																																																																																											
2007-08	16-1	.941	9-0	1.000	209,865	12,345																																																																																																																																																																																																																																																																																																																											
2008-09	15-3	.833	7-2	.778	246,744	13,708																																																																																																																																																																																																																																																																																																																											
2009-10	14-2	.875	7-2	.778	218,896	13,681																																																																																																																																																																																																																																																																																																																											
2010-11	16-0	1.000	9-0	1.000	222,659	13,916																																																																																																																																																																																																																																																																																																																											
2011-12	13-4	.765	5-4	.556	2																																																																																																																																																																																																																																																																																																																												

HEAD COACH MATT PAINTER

► **Record at Purdue:** 350-182 (.658) / 16th year | **Career Record:** 375-187 (.667) / 17th year

- With five Sweet 16 appearances, 11 NCAA Tournament berths, three Big Ten regular-season championships, a Big Ten Tournament title, an Elite Eight and an international gold medal on his résumé, 16th-year head coach Matt Painter is widely regarded as one of the brightest young minds in all of college basketball.
- He was voted by his peers as the NABC National Coach of the Year after leading a team that started with a 6-5 record to the 2019 Elite Eight.
- Painter was named the 2019 Big Ten Coach of the Year and has led Purdue to three straight Sweet 16 appearances.
- Painter affirmed his long-term commitment to Purdue in October of 2018, agreeing to a two-year extension that will keep him in West Lafayette through at least the 2023-24 season. The deal features five, one-year extensions that go into effect through the 2028-29 season. Following the 2029 season, Painter will still only be 58 years old.
- Painter enters the 2020-21 season third on the school's all-time wins list (337) behind legendary mentors, Gene Keady and Ward "Piggy" Lambert, both of whom have been inducted into the College Basketball Hall of Fame.
- Has averaged almost 23 wins a season in his 15 years at Purdue. If you don't include the first transitional year (9-19 record), the average balloons to 24.0 wins per year over the last 14 seasons.
- Has won at least 25 games in nine of his 16 seasons as a collegiate head coach.
- Painter's four Big Ten Coach of the Year honors are the third most in league history (Gene Keady - 7; Bobby Knight - 5; Bo Ryan - 4).
- Painter has averaged 11.1 wins per year in conference play, the fifth-best average in Big Ten Conference history.
- Is one of just four active coaches to have won a Big Ten championship.
- Painter's 11 NCAA Tournaments in the last 14 years are the eighth most in the country.
- Purdue's five Sweet 16 appearances in the last 12 years are the ninth most nationally.
- Coach Painter's 12 NCAA Tournaments are the most for a coach nationally under the age of 55 (as of April 1, 2021 – Painter is 50 years old).
- Purdue has finished first or second in Big Ten play in seven of Painter's last 13 years.
- Has had 63 Academic All-Big Ten honorees in his 15 previous years at Purdue.
- Lastly, the five winningest classes in school history have come during the Painter era (2019, 2018, 2012, 2011, 2010).

YEAR-BY-YEAR COACHING RECORD

Year	School	Overall	Pct.	Conf.	Pct.	Postseason
2003-04	Southern Illinois	25-5	.833	17-1	.944	NCAA (0-1)
2005-06	Purdue	9-19	.321	3-13	.188	
2006-07	Purdue	22-12	.647	9-7	.563	NCAA (1-1)
2007-08	Purdue	25-9	.735	15-3	.833	NCAA (1-1)
2008-09	Purdue	27-10	.730	11-7	.611	NCAA (2-1)
2009-10	Purdue	29-6	.829	14-4	.778	NCAA (2-1)
2010-11	Purdue	26-8	.765	14-4	.778	NCAA (1-1)
2011-12	Purdue	22-13	.629	10-8	.556	NCAA (1-1)
2012-13	Purdue	16-18	.471	8-10	.444	CBI (1-1)
2013-14	Purdue	15-17	.469	5-13	.278	
2014-15	Purdue	21-13	.618	12-6	.667	NCAA (0-1)
2015-16	Purdue	26-9	.743	12-6	.667	NCAA (0-1)
2016-17	Purdue	27-8	.771	14-4	.778	NCAA (2-1)
2017-18	Purdue	30-7	.811	15-3	.833	NCAA (2-1)
2018-19	Purdue	26-10	.722	16-4	.800	NCAA (3-1)
2019-20	Purdue	16-15	.516	9-11	.450	
2020-21	Purdue	13-8	.619	8-6	.571	
Southern Illinois (1)		25-5	.833	17-1	.944	1 NCAA (0-1)
Purdue (16th)		350-182	.658	175-109	.616	11 NCAA (15-11)
Career (17th)		375-187	.667	192-110	.636	12 NCAA (15-12)
Postseason Record		27-26	.509			
MVC Tournament		1-1	.500			
Big Ten Tournament		11-13	.458			
NCAA Tournament		15-12	.556			
CBI Invitational		1-1	.500			

MISCELLANEOUS

MILESTONE VICTORIES

Win	Score	Opponent	Date
1	67-62	Wyoming	11-22-03
26	82-75	Wofford (1st win at Purdue)	11-19-05
50	62-38	Michigan State	2-7-07
100	49-45	Iowa	2-14-09
150	82-69	Northwestern	12-31-10
200	89-73	Minnesota	3-9-13
225	72-68	Minnesota (200th win at Purdue)	12-31-14
250	61-55	Wisconsin	12-29-15
300	86-61	IUPUI	12-10-17
325	84-46	Robert Morris (300th win at Purdue)	11-23-18
350	59-56	[20] VCU	11-29-19

PAINTER'S HOME RECORD AT PURDUE

Year	Non-Conf.	Big Ten	Overall
2005-06	6-0	3-5	9-5
2006-07	9-0	7-1	16-1
2007-08	7-1	9-0	16-1
2008-09	8-1	7-2	15-3
2009-10	7-0	7-2	14-2
2010-11	7-0	9-0	16-0
2011-12	8-0	5-4	13-4
2012-13	7-3	5-4	12-7
2013-14	8-0	4-5	12-5
2014-15	6-2	8-1	14-3
2015-16	9-0	8-1	17-1
2016-17	7-1	8-1	15-2
2017-18	8-0	8-1	16-1
2018-19	5-0	10-0	15-0
2019-20	5-1	6-4	11-5
2020-21	3-0	5-1	8-1
TOTALS	110-9 (.924)	109-32 (.773)	219-41 (.842)

ABOUT HEAD COACH MATT PAINTER

Born	Aug. 27, 1970
Hometown	Muncie, Indiana
High School	Delta High School
Degree	Purdue (1993); sociology
Master's	Eastern Illinois (1998); athletics administration

COACHING EXPERIENCE

Years	School, Position
1993-94	Wash. & Jefferson, asst. coach
1994-95	Barton College, asst. coach
1995-98	Eastern Illinois, asst. coach
1998-03	Southern Illinois, asst. coach
2003-04	Southern Illinois, head coach
2004-05	Purdue, associate head coach
2006-pres.	Purdue, head coach

PLAYING EXPERIENCE

Years	
1990-93	Purdue (Honorable mention All-Big Ten, 1993)

COACHING HONORS

2004	Missouri Valley Coach of the Year
2004	District V Coach of the Year (USBWA)
2008	Big Ten Coach of the Year
2008	District V Coach of the Year (USBWA)
2008	District 10 Coach of the Year (NABC)
2010	Big Ten Coach of the Year
2010	District V Coach of the Year (USBWA)
2010	District 7 Coach of the Year (NABC)
2011	Big Ten Coach of the Year
2011	District V Coach of the Year (USBWA)
2011	District 7 Coach of the Year (NABC)
2017	District V Coach of the Year (USBWA)
2019	NABC National Coach of the Year
2019	Big Ten Coach of the Year
2019	District V Coach of the Year (USBWA)
2019	District 7 Coach of the Year (NABC)

COACHING TREE

• Dru Anthrop	Los Angeles Lakers (video coordinator)
• Luke Brenneman	Mercer (director of operations)
• Joey Brooks	Nicholls State (assistant coach)
• D.J. Byrd	Mercer (assistant coach)
• Tarrance Crump	Missouri (graduate assistant)
• Greg Gary	Mercer (head coach)
• Kenneth Lowe	Miami, Ohio (assistant coach)
• Paul Lusk	Creighton (assistant coach)
• Cuonzo Martin	Missouri (head coach)
• Cowan Olinger	Miami, Ohio (director of operations)
• Jack Owens	Miami, Ohio (head coach)
• Rick Ray	Colorado (assistant coach)
• J.R. Reynolds	Miami, Ohio (assistant coach)
• Ryne Smith	Incarinate Word (assistant coach)
• P.J. Thompson	Purdue (graduate assistant)

NBA DRAFT PICKS UNDER PAINTER

2007	Carl Landry, 31st to Seattle
2011	JaJuan Johnson, 27th to Boston via New Jersey
2011	E'Twaun Moore, 55th overall to Boston
2012	Robbie Hummel, 58th to Minnesota
2016	A.J. Hammons, 46th to Dallas
2017	Caleb Swanigan, 26th to Portland
2018	Vince Edwards, 52nd to Houston via Utah
2019	Carsen Edwards, 33rd to Boston via Philadelphia

ALL-AMERICANS UNDER PAINTER

2010	Robbie Hummel, 2nd (NABC) / HM (AP)
2010	E'Twaun Moore, HM (AP)
2011	JaJuan Johnson, Consensus
2011	E'Twaun Moore, 3rd (NABC) / HM (AP)
2012	Robbie Hummel, HM (AP)
2016	A.J. Hammons, HM (AP)
2017	Caleb Swanigan, Consensus
2018	Carsen Edwards, 2nd (NABC) / 3rd (Sporting News)
2018	Isaac Haas, HM (AP)
2019	Carsen Edwards, Consensus (2nd team)

WINS OVER TOP-25 TEAMS (53)				PAINTER AMONG THE NATION'S BEST				
Date	Opponent	Site	Score	WINS PER SEASON IN BIG TEN PLAY				
2-11-06	[22] Michigan	Home	84-70	Avg.	Coach	School	Wins	Years
11-29-06	[25] Virginia	Home	61-59	12.3	Bo Ryan	Wisconsin	172	2002-15
2-15-07	[24] Indiana	Home	81-68	12.2	Bob Knight	Indiana	353	1972-00
12-15-07	[22] Louisville	Indianapolis, Ind.	67-59	12.1	Tom Izzo	Michigan State	302	1996-pres.
1-26-08	[11] Wisconsin	Home	60-56	11.5	Thad Matta	Ohio State	150	2005-17
2-9-08	[8] Wisconsin	Away	72-67	11.1	Matt Painter	Purdue	167	2006-pres.
2-12-08	[10] Michigan State	Home	60-54	10.6	Gene Keady	Purdue	265	1981-05
12-20-08	[22] Davidson	Indianapolis, Ind.	76-58	* - Minimum 100 wins. / Through 2019-20 season.				
1-22-09	[21] Minnesota	Away	70-62					
2-17-09	[6] Michigan State	Home	72-54					
3-21-09	[15] Washington	Portland, Ore. (NCAA)	76-74					
11-23-09	[9] Tennessee	St. Thomas, US Virgin Islands	73-72					
1-1-10	[6] West Virginia	Home	77-62					
1-28-10	[16] Wisconsin	Home	60-57					
2-9-10	[10] Michigan State	Away	76-64					
2-17-10	[9] Ohio State	Away	60-57					
3-21-10	[23] Texas A&M	Spokane, Wash. (NCAA)	63-61					
1-22-11	[17] Michigan State	Home	86-76					
1-29-11	[16] Minnesota	Home	73-61					
2-16-11	[10] Wisconsin	Home	70-62					
2-20-11	[2] Ohio State	Home	76-63					
2-25-12	[11] Michigan	Away	75-61					
3-16-12	[24] Saint Mary's	Omaha, Neb. (NCAA)	72-69					
1-2-13	[11] Illinois	Home	68-61					
3-3-13	[17] Wisconsin	Away	69-56					
1-24-15	[25] Iowa	Home	67-63					
1-28-15	[22] Indiana	Home	83-67					
2-4-15	[20] Ohio State	Home	60-58					
2-6-16	[8] Michigan State	Home	82-81					
2-27-16	[10] Maryland	Home	83-79					
12-17-16	[12] Notre Dame	Indianapolis, Ind.	86-81					
1-8-17	[13] Wisconsin	Home	66-55					
2-1-17	[25] Northwestern	Home	80-59					
2-4-17	[17] Maryland	Away	73-72					
3-18-17	[17] Iowa State	Milwaukee, Wis. (NCAA)	80-76					
11-24-17	[2] Arizona	Paradise Island, Bahamas	89-64					
11-28-17	[17] Louisville	Home	66-57					
1-25-18	[25] Michigan	Home	92-88					
12-6-18	[23] Maryland	Home	62-60					
1-3-19	[25] Iowa	Home	86-70					
1-19-19	[25] Indiana	Home	70-55					
1-27-19	[6] Michigan State	Home	73-63					
3-23-19	[23] Villanova	Hartford, Conn. (NCAA)	87-61					
3-28-19	[6] Tennessee	Louisville, Ky. (NCAA)	99-94					
11-29-19	[20] VCU	Destin, Fla.	59-56					
12-4-19	[5] Virginia	Home	69-40					
1-12-20	[8] Michigan State	Home	71-42					
2-5-20	[17] Iowa	Home	104-68					
3-3-20	[18] Iowa	Away	77-68					
12-16-20	[20] Ohio State	Home	67-60					
1-8-21	[23] Michigan State	Away	55-54					
1-19-21	[15] Ohio State	Away	67-65					
1-30-21	[21] Minnesota	Home	81-62					
Most wins vs. ranked team:				Michigan State - 8				
Best record (min. 4 games):				Wisconsin (6-7; 429)				
Worst record (min. 4 games):				Ohio State (4-12; 250)				

\* - Denotes regular-season non-conference play. Does not include postseason opponents.

PURDUESPORTS.COM | @BOTTLERBALL



## 2020-21 RESULTS / LEADERS

Overall Record: 13-8      Home: 8-1      Away: 3-6      Neutral: 2-1  
 Big Ten Record: 8-6      Home: 5-1      Away: 3-5

Date		Opponent	W/L	Score	High Scorer	High Rebounds	High Assists	High Steals	High Blocks	Attend.
Nov. 25	1	vs. Liberty	W	77-64	Edey (19)	Williams (11)	Stefanovic, Williams (5)	Five Players (1)	Newman, Williams (1)	—
Nov. 26	1	vs. Clemson	L	70-81	Edey (17)	Edey, Williams (8)	Morton (5)	Newman (2)	Edey (2)	—
Dec. 1		Oakland	W	93-50	Newman (21)	Williams (14)	Stefanovic (7)	Four Players (1)	Williams (1)	200
Dec. 4		Valparaiso	W	68-61	Stefanovic (19)	Williams (11)	Stefanovic, Wheeler (3)	Gillis (2)	Edey (1)	200
Dec. 8	2	at Miami	L	54-58	Edey (15)	Williams (7)	Gillis (3)	Newman, Williams (2)	Wheeler (2)	—
Dec. 12		Indiana State	W	80-68	Williams (30)	Wheeler (13)	Hunter Jr. (5)	Three Players (1)	Wheeler (4)	200
Dec. 16	*	[20] Ohio State	W	67-60	Williams (16)	Williams (9)	Williams (8)	Wheeler (3)	Edey (2)	250
Dec. 19	3	vs. Notre Dame	W	88-78	Hunter Jr., Stefanovic (18)	Gillis (9)	Hunter Jr. (8)	Hunter Jr. (3)	Newman, Stefanovic (1)	—
Dec. 22	*	at [4] Iowa	L	55-70	Williams (14)	Williams (9)	Hunter Jr. (5)	Six Players (1)	Williams (3)	536
Dec. 25	*	Maryland	W	73-70	Newman (17)	Williams (8)	Ivey (4)	Three Players (1)	Edey (2)	250
Dec. 29	*	at [14] Rutgers	L	76-81	Williams (21)	Williams (12)	Gillis, Newman (3)	Stefanovic, Wheeler (1)	Ivey, Williams (1)	—
Jan. 2	*	at [15] Illinois	L	58-66	Newman, Williams (14)	Williams (8)	Hunter Jr. (4)	Hunter Jr. (2)	Edey (3)	—
Jan. 5	*	Nebraska	POSTPONED							
Jan. 8	*	at [23] Michigan State	W	55-54	Williams (26)	Williams (9)	Hunter Jr. (4)	Hunter Jr., Wheeler (1)	Newman (2)	—
Jan. 14	*	at Indiana	W	81-69	Williams (22)	Williams (10)	Hunter Jr. (4)	Newman (2)	Newman (1)	—
Jan. 17	*	Penn State	W	80-72	Stefanovic (15)	Williams (11)	Hunter Jr. (5)	Gillis (2)	Newman (3)	250
Jan. 19	*	at [15] Ohio State	W	67-65	Williams (16)	Williams (7)	Ivey (2)	Stefanovic (2)	Edey (1)	—
Jan. 22	*	[7] Michigan	L	53-70	Williams (14)	Williams (11)	Ivey (5)	Hunter Jr. (2)	Edey (3)	250
Jan. 30	*	[21] Minnesota	W	81-62	Newman (29)	Williams (14)	Hunter Jr. (7)	Three Players (2)	Ivey (2)	250
Feb. 2	*	at Maryland	L	60-61	Williams (23)	Williams (11)	Ivey (3)	Three Players (1)	Ivey (1)	—
Feb. 6	*	Northwestern	W	75-70	Ivey (20)	Edey (11)	Three Players (3)	Hunter Jr. (4)	Edey (4)	250
Feb. 11	*	at Minnesota	L	68-71	Williams (24)	Williams (10)	Ivey (4)	Newman, Wheeler (2)	Williams (2)	—
Feb. 16	*	Michigan State								
Feb. 20	*	at Nebraska								
Feb. 26/27	*	at Penn State								
Mar. 2	*	Wisconsin								
Mar. 6	*	Indiana								
Mar. 10-14	4	Big Ten Tournament								

- \* Denotes Big Ten Conference game  
 1 Denotes Space Coast Challenge (Melbourne, Fla.)  
 2 Denotes ACC / Big Ten Challenge (Miami, Fla.)  
 3 Denotes Crossroads Classic (Indianapolis, Ind.)  
 4 Denotes Big Ten Tournament (Chicago, Ill.)

## 2019-20 MARGINS OF VICTORY

	1	2	3	4	5	6	7	8	9	10	11	12	13	14	15	16	17	18	19	20	21	22	23	24	25+
Purdue	1	1	1		1		2	1		1		2	1						1						1
Opponents	1		1	1	1			1			1				1		1								

## LARGEST LEADS / DEFICITS

## WHEN LEADING

Largest Margin of Victory	43 (93-50) vs. Oakland (12-1-20)
Largest Overall Lead	46 (92-46; 0:48 2nd) vs. Oakland (12-1-20)
Largest Halftime Lead	22 (49-27) vs. Oakland (12-1-20)
Largest Lead in a Loss	20 (32-12; 2:08 1st) vs. Miami (12-8-20)
Largest Halftime Lead in a Loss	18 (32-14) vs. Miami (12-8-20)
Largest Purdue Run	19 vs. [15] Illinois (1-2-21)

## WHEN TRAILING

Largest Margin of Defeat	17 (53-70) vs. [7] Michigan (1-22-21)
Largest Overall Deficit	18 (21-39; 19:13 2nd) vs. [7] Michigan (1-22-21)
Largest Halftime Deficit	15 (16-31) vs. [23] Michigan State (1-8-21)
Largest Deficit Overcome in a Win	17 (16-33; 19:06 2nd) vs. [23] Michigan State (1-8-21)
Largest Halftime Deficit in a Win	15 (16-31) vs. [23] Michigan State (1-8-21)
Largest Opponent Run	13 by [23] Michigan State (1-8-21)

GAME 22 // PURDUE vs. MICHIGAN STATE // FEBRUARY 16, 2021

2020-21 OVERALL STATISTICS

Game Records

Record	Overall	Home	Away	Neutral
ALL GAMES	13-8	8-1	3-6	2-1
CONFERENCE	8-6	5-1	3-5	0-0
NON-CONFERENCE	5-2	3-0	0-1	2-1

Score by Periods

Team	1st	2nd	OT	TOT
Purdue	684	795	0	1479
Opponents	676	725	0	1401

Team Box Score

No.	Player				Total		3-Point		F-Throw		Rebounds													
		GP-GS	MIN	AVG	FG-FGA	FG%	3FG-FGA	3FG%	FT-FTA	FT%	OFF	DEF	TOT	AVG	PF	DQ	A	TO	BLK	STL	PTS	AVG		
50	WILLIAMS, Trevion	21-19	525:12	25.0	144-277	.520	0-3	.000	44-83	.530	79	122	201	9.6	64	2	44	48	11	13	332	15.8		
55	STEFANOVIC, Sasha	18-16	534:19	29.7	52-120	.433	41-95	.432	36-44	.818	2	50	52	2.9	35	1	41	22	1	11	181	10.1		
2	HUNTER JR., Eric	17-16	529:58	31.2	56-151	.371	17-62	.274	36-40	.900	11	33	44	2.6	33	0	55	35	1	20	165	9.7		
5	NEWMAN, Brandon	21-21	545:23	26.0	70-165	.424	34-79	.430	25-26	.962	9	62	71	3.4	41	1	30	32	9	18	199	9.5		
23	IVEY, Jaden	16-5	323:13	20.2	48-134	.358	10-54	.185	30-44	.682	12	39	51	3.2	25	0	30	17	4	8	136	8.5		
15	EDEY, Zach	21-2	300:02	14.3	58-101	.574	0-0	.000	51-70	.729	33	54	87	4.1	46	1	4	31	23	4	167	8.0		
0	GILLIS, Mason	21-16	453:33	21.6	39-80	.488	17-48	.354	19-24	.792	30	51	81	3.9	53	2	27	22	2	11	114	5.4		
11	THOMPSON, Isaiah	21-5	394:41	18.8	28-63	.444	17-40	.425	22-29	.759	10	20	30	1.4	23	0	23	12	0	4	95	4.5		
1	WHEELER, Aaron	21-5	394:27	18.8	28-80	.350	10-51	.196	4-9	.444	19	75	94	4.5	39	1	24	23	12	14	70	3.3		
14	WULBRUN, Jared	1-0	03:23	3.4	1-1	1.000	1-1	1.000	0-0	.000	0	0	0	0.0	0	0	1	0	0	0	3	3.0		
21	FROST, Matt	1-0	03:23	3.4	1-1	1.000	1-1	1.000	0-0	.000	0	0	0	0.0	0	0	1	0	0	0	3	3.0		
25	MORTON, Ethan	20-0	189:04	9.5	5-20	.250	4-14	.286	0-0	.000	2	12	14	0.7	9	0	18	13	1	2	14	0.7		
22	MARTIN, Chase	1-0	03:23	3.4	0-1	.000	0-1	.000	0-0	.000	0	0	0	0.0	0	0	0	0	0	0	0	0.0		
Team											30	34	64					16						
Total		21	4200		530-1194	.444	152-449	.339	267-369	.724	237	552	789	37.6	368	8	298	271	64	105	1479	70.4		
Opponents		21	4200		489-1168	.419	174-539	.323	247-364	.679	174	481	655	31.2	385	6	300	240	73	125	1401	66.7		

Team Statistics

	PURDUE	OPP
Scoring	1479	1401
Points per game	70.4	66.7
Scoring margin	+3.7	-
Field goals-att	530-1194	489-1168
Field goal pct	.444	.419
3 point fg-att	152-449	174-539
3-point FG pct	.339	.323
3-pt FG made per game	7.2	8.3
Free throws-att	267-369	247-364
Free throw pct	.724	.679
F-Throws made per game	12.7	11.8
Rebounds	789	655
Rebounds per game	37.6	31.2
Rebounding margin	+6.4	-
Assists	298	300
Assists per game	14.2	14.3
Turnovers	271	240
Turnovers per game	12.9	11.4
Turnover margin	-1.5	-
Assist/turnover ratio	1.1	1.3
Steals	105	125
Steals per game	5.0	6.0
Blocks	64	73
Blocks per game	3.0	3.5
Winning streak	0	-
Home win streak	2	-
Attendance	1818	747
Home games-Avg/Game	9-202	9-83
Neutral site-Avg/Game	-	3-0

Team Results

Date	Opponent		Score	Att.
11/25/2020	vs Liberty	W	77-64	0
11/26/2020	vs Clemson	L	70-81	0
12/01/2020	Oakland	W	93-50	0
12/04/2020	Valparaiso	W	68-61	200
12/08/2020	at Miami (FL)	L	54-58	0
12/12/2020	Indiana St.	W	80-68	200
12/16/2020	Ohio St.	W	67-60	250
12/19/2020	vs Notre Dame	W	88-78	0
12/22/2020	at Iowa	L	55-70	536
12/25/2020	Maryland	W	73-70	250
12/29/2020	at Rutgers	L	76-81	0
01/02/2021	at Illinois	L	58-66	167
01/08/2021	at Michigan St.	W	55-54	0
01/14/2021	at Indiana	W	81-69	0
01/17/2021	Penn St.	W	80-72	168
01/19/2021	at Ohio St.	W	67-65	0
01/22/2021	Michigan	L	53-70	250
01/30/2021	Minnesota	W	81-62	250
02/02/2021	at Maryland	L	60-61	0
02/06/2021	Northwestern	W	75-70	250
02/11/2021	at Minnesota	L	68-71	44

## 2020-21 BIG TEN STATISTICS

## Game Records

Record	Overall	Home	Away	Neutral
ALL GAMES	8-6	5-1	3-5	0-0
CONFERENCE	8-6	5-1	3-5	0-0
NON-CONFERENCE	0-0	0-0	0-0	0-0

## Score by Periods

Team	1st	2nd	OT	TOT
Purdue	428	521	0	949
Opponents	462	479	0	941

## Team Box Score

No.	Player				Total		3-Point		F-Throw		Rebounds													
		GP-GS	MIN	AVG	FG-FGA	FG%	3FG-FGA	3FG%	FT-FTA	FT%	OFF	DEF	TOT	AVG	PF	DQ	A	TO	BLK	STL	PTS	AVG		
50	WILLIAMS, Trevion	14-13	356:55	25.5	102-192	.531	0-2	.000	34-59	.576	53	79	132	9.4	41	0	29	30	8	7	238	17.0		
5	NEWMAN, Brandon	14-14	360:59	25.8	47-110	.427	23-52	.442	19-20	.950	4	47	51	3.6	26	0	12	24	7	11	136	9.7		
2	HUNTER JR., Eric	14-14	435:43	31.1	42-114	.368	11-45	.244	28-32	.875	9	27	36	2.6	27	0	42	32	1	15	123	8.8		
23	IVEY, Jaden	14-5	292:35	20.9	41-122	.336	9-51	.176	29-41	.707	12	35	47	3.4	21	0	29	15	4	7	120	8.6		
55	STEFANOVIC, Sasha	11-9	313:02	28.5	27-71	.380	17-52	.327	20-23	.870	1	32	33	3.0	23	1	19	14	0	9	91	8.3		
15	EDEY, Zach	14-1	194:56	13.9	25-55	.455	0-0	.000	28-39	.718	21	37	58	4.1	22	0	3	13	18	3	78	5.6		
0	GILLIS, Mason	14-14	325:45	23.3	23-51	.451	10-32	.313	16-20	.800	22	34	56	4.0	40	2	19	14	2	7	72	5.1		
11	THOMPSON, Isaiah	14-0	209:26	15.0	15-29	.517	9-18	.500	11-15	.733	7	13	20	1.4	14	0	9	4	0	1	50	3.6		
1	WHEELER, Aaron	14-0	229:60	16.4	14-41	.341	6-30	.200	1-4	.250	9	39	48	3.4	27	1	10	14	5	10	35	2.5		
25	MORTON, Ethan	13-0	80:40	6.2	2-5	.400	2-4	.500	0-0	.000	0	6	6	0.5	4	0	2	2	0	1	6	0.5		
Team											20	21	41					11						
Total		14	2800		338-790	.428	87-286	.304	186-253	.735	158	370	528	37.7	245	4	174	173	45	71	949	67.8		
Opponents		14	2800		332-790	.420	118-352	.335	157-239	.657	127	339	466	33.3	261	4	197	149	57	80	941	67.2		

## Team Statistics

	PURDUE	OPP
<b>Scoring</b>	<b>949</b>	<b>941</b>
Points per game	67.8	67.2
Scoring margin	+0.6	-
<b>Field goals-att</b>	<b>338-790</b>	<b>332-790</b>
Field goal pct	.428	.420
<b>3 point fg-att</b>	<b>87-286</b>	<b>118-352</b>
3-point FG pct	.304	.335
3-pt FG made per game	6.2	8.4
<b>Free throws-att</b>	<b>186-253</b>	<b>157-239</b>
Free throw pct	.735	.657
F-Throws made per game	13.3	11.2
<b>Rebounds</b>	<b>528</b>	<b>466</b>
Rebounds per game	37.7	33.3
Rebounding margin	+4.4	-
<b>Assists</b>	<b>174</b>	<b>197</b>
Assists per game	12.4	14.1
<b>Turnovers</b>	<b>173</b>	<b>149</b>
Turnovers per game	12.4	10.6
Turnover margin	-1.7	-
Assist/turnover ratio	1.0	1.3
<b>Steals</b>	<b>71</b>	<b>80</b>
Steals per game	5.1	5.7
<b>Blocks</b>	<b>45</b>	<b>57</b>
Blocks per game	3.2	4.1
<b>Winning streak</b>	<b>0</b>	<b>-</b>
Home win streak	2	-
<b>Attendance</b>	<b>1418</b>	<b>747</b>
Home games-Avg/Game	6-236	8-93
Neutral site-Avg/Game	-	0-0

## Team Results

Date	Opponent		Score	Att.
12/16/2020	Ohio St.	W	67-60	250
12/22/2020	at Iowa	L	55-70	536
12/25/2020	Maryland	W	73-70	250
12/29/2020	at Rutgers	L	76-81	0
01/02/2021	at Illinois	L	58-66	167
01/08/2021	at Michigan St.	W	55-54	0
01/14/2021	at Indiana	W	81-69	0
01/17/2021	Penn St.	W	80-72	168
01/19/2021	at Ohio St.	W	67-65	0
01/22/2021	Michigan	L	53-70	250
01/30/2021	Minnesota	W	81-62	250
02/02/2021	at Maryland	L	60-61	0
02/06/2021	Northwestern	W	75-70	250
02/11/2021	at Minnesota	L	68-71	44

# GAME 22 // PURDUE vs. MICHIGAN STATE // FEBRUARY 16, 2021

MINNESOTA 71, [24] PURDUE 68 (Last Time Out)



Official Basketball Box Score - Final

## Purdue at Minnesota

02/11/21 Williams Arena, Minneapolis  
2020-21 Men's Basketball

Game Time: 4:00 PM

Game Duration: 2:05

Attendance: 44

Officials: Bo Boroski, Rob Riley, Brooks Wells

Purdue - 68

Record: 13-8 (8-6)

NO. Name	Min	FG			3P			FT			Rebounds			Fouls		TP	AS	TO	ST	Blocks		+/-
		M-A	M-A	M-A	OR	DR	TOT	PF	FD		OR	DR	TOT	PF	FD					BS	BA	
0 Mason Gillis	F 24:56	2-5	1-3	0-0	3	5	8	5	1		5	1	6	5	1	5	2	0	1	0	0	11
50 Trevion Williams	F 23:32	11-21	0-0	2-2	5	5	10	3	2		24	0	2	1	2	24	0	2	1	2	3	-8
2 Eric Hunter Jr.	G 34:41	6-8	0-2	2-2	0	2	2	1	1		14	3	1	0	1	0	1	0	1	0	0	-2
5 Brandon Newman	G 25:35	2-7	1-3	0-0	1	3	4	2	2		5	2	0	2	0	2	0	2	0	0	0	-4
23 Jaden Ivey	G 26:03	1-8	0-4	2-2	2	3	5	0	2		4	4	4	0	2	4	4	4	0	0	2	-1
1 Aaron Wheeler	15:02	1-4	0-3	0-2	0	1	1	0	1		2	1	0	2	1	0	2	1	0	0	0	-13
15 Zach Edey	16:25	4-6	0-0	5-6	1	1	2	0	3		13	0	1	0	1	0	1	0	1	0	0	5
55 Sasha Stefanovic	20:47	0-3	0-2	0-0	0	1	1	1	0		0	2	1	0	0	0	2	1	0	0	0	-4
11 Isaiah Thompson	08:01	0-0	0-0	1-2	0	1	1	2	2		1	1	0	0	0	0	1	0	0	0	0	-1
25 Ethan Morton	04:58	0-0	0-0	0-0	0	1	1	0	0		0	0	0	0	0	0	0	0	0	0	0	2
Team					2	1	3				0							1				
<b>Totals</b>		27-62	2-17	12-16	14	24	38	14	14		68	15	10	6	5	5				5	5	-3

Shooting By Period			
1st FG%	14-32	43.8%	
3PT%	1-7	14.3%	
FT%	3-5	60%	
2nd FG%	13-30	43.3%	
3PT%	1-10	10.0%	
FT%	9-11	81.8%	
GM FG%	27-62	43.5%	
3PT%	2-17	11.8%	
FT%	12-16	75.0%	

Dead Ball Rebounds: 2, 0

Technical Fouls::NONE

Minnesota - 71

Record: 13-7 (6-7)

NO. Name	Min	FG			3P			FT			Rebounds			Fouls		TP	AS	TO	ST	Blocks		+/-
		M-A	M-A	M-A	OR	DR	TOT	PF	FD		OR	DR	TOT	PF	FD					BS	BA	
23 Brandon Johnson	F 34:02	7-9	0-2	1-3	3	4	7	2	3		15	2	2	1	1	15	2	2	1	1	0	-6
0 Liam Robbins	C 30:02	4-11	0-3	3-4	4	6	10	4	3		11	3	5	1	4	11	3	5	1	4	2	6
1 Tre' Williams	G 14:35	1-2	0-0	0-0	0	2	2	2	0		2	1	0	0	0	2	1	0	0	0	0	0
5 Marcus Carr	G 35:54	7-18	3-7	2-2	2	2	4	2	2		19	5	1	1	0	1	5	1	1	0	1	3
22 Gabe Kalscheur	G 37:42	5-10	4-7	2-2	1	7	8	2	4		16	0	1	0	0	1	0	1	0	0	1	6
4 Jamal Mashburn, Jr.	23:49	3-7	0-2	0-1	0	0	0	1	1		6	2	0	0	0	0	2	0	0	0	1	6
35 Isaiah Ihnen	05:58	0-1	0-1	0-0	0	0	0	0	0		0	0	0	0	0	0	0	0	0	0	0	9
24 Eric Curry	09:58	0-1	0-1	2-2	0	0	0	1	1		2	0	1	1	0	0	0	1	1	0	0	-3
11 Both Gach	08:00	0-1	0-1	0-0	0	0	0	0	0		0	0	0	0	0	0	0	0	0	0	0	-6
Team					3	2	5				0							1				
<b>Totals</b>		27-60	7-24	10-14	13	23	36	14	14		71	13	11	4	5	5				5	5	3

Shooting By Period			
1st FG%	13-32	40.6%	
3PT%	2-12	16.7%	
FT%	2-3	66.7%	
2nd FG%	14-28	50.0%	
3PT%	5-12	41.7%	
FT%	8-11	72.7%	
GM FG%	27-60	45.0%	
3PT%	7-24	29.2%	
FT%	10-14	71.4%	

Dead Ball Rebounds: 0, 0

Technical Fouls::NONE

	PUR	MIN
Biggest lead	6 (1st 3:09)	7 (1st 10:07)
Best Scoring Run	10 (1st 3:09)	6 (1st 12:01)
Lead Changes	7	
Times Tied	8	
Time with Lead	23:20	10:14

Points from	PUR	MIN
Turnovers	9	16
Paint	40	28
Second Chance	15	11
Fast Breaks	8	5
Bench	16	8

Period by Period Scoring			
	1st	2nd	TOT
PUR	32	36	68
MIN	30	41	71

PURDUE 55, [23] MICHIGAN STATE 54 (January 8, 2021)



Official Basketball Box Score - Final

## Purdue at Michigan St.

01/08/21 Breslin Events Center, East Lansing  
2020-21 Men's Basketball

Game Time: 7:00 PM

Game Duration: 2:17

Officials: Bo Boroski, Steve McJunkins, Brooks Wells

Purdue - 55

Record: 8-5 (3-3)

NO. Name	Min	FG		3P		FT		Rebounds			Fouls		TP	AS	TO	ST	Blocks		+/-
		M-A	M-A	M-A	M-A	OR	DR	TOT	PF	FD	PF	FD					BS	BA	
0 Mason Gillis	F 11:23	0-2	0-2	0-0	0-0	1	0	1	3	1	0	0	0	0	2	0	0	0	-4
50 Trevion Williams	F 25:55	9-14	0-0	8-12	3	6	9	2	10	26	2	3	0	1	1	9	1	1	9
2 Eric Hunter Jr.	G 29:31	1-7	1-6	4-4	2	4	6	2	2	7	4	2	1	0	1	1	0	1	1
5 Brandon Newman	G 22:04	1-3	0-2	0-0	0	1	1	3	2	2	1	2	0	2	1	5	2	1	5
55 Sasha Stefanovic	G 32:07	1-8	1-4	0-0	0	3	3	2	2	3	0	1	0	0	2	7	0	2	7
1 Aaron Wheeler	28:37	1-5	1-5	0-0	1	1	2	5	1	3	1	1	1	1	0	5	0	0	5
15 Zach Edey	14:09	3-5	0-0	0-0	2	1	3	2	1	6	0	0	0	0	0	-8	0	0	-8
11 Isaiah Thompson	11:27	0-3	0-2	2-2	0	0	0	0	1	2	0	0	0	0	2	0	0	2	0
23 Jaden Ivey	16:24	3-9	0-3	0-1	2	4	6	2	2	6	1	0	0	0	2	0	0	2	0
25 Ethan Morton	08:23	0-0	0-0	0-0	0	0	0	0	0	0	0	0	0	0	0	-10	0	0	-10
Team								5	1	6			0		3				
<b>Totals</b>		19-56	3-24	14-19	16	21	37	21	22	55	9	14	2	3	9	1			

Shooting By Period		
1 <sup>st</sup> FG%	6-23	26.1%
3PT%	0-12	0.0%
FT%	4-7	57.1%
2 <sup>nd</sup> FG%	13-33	39.4%
3PT%	3-12	25.0%
FT%	10-12	83.3%
GM FG%	19-56	33.9%
3PT%	3-24	12.5%
FT%	14-19	73.7%

Dead Ball Rebounds: 2, 0

Technical Fouls: Edey 2<sup>nd</sup> 16:08

Michigan St. - 54

Record: 8-4 (2-4)

NO. Name	Min	FG		3P		FT		Rebounds			Fouls		TP	AS	TO	ST	Blocks		+/-
		M-A	M-A	M-A	M-A	OR	DR	TOT	PF	FD	PF	FD					BS	BA	
0 Aaron Henry	F 30:22	3-8	0-3	7-8	2	5	7	2	6	13	2	1	1	2	2	-7	2	2	-7
15 Thomas Kithier	F 07:46	0-0	0-0	0-0	0	1	1	4	1	0	0	1	0	1	0	6	1	0	6
20 Joey Hauser	F 23:10	2-5	2-5	3-4	1	3	4	4	3	9	1	3	0	0	0	2	0	0	2
1 Joshua Langford	G 27:51	4-11	1-3	1-1	1	3	4	2	0	10	0	1	1	1	0	9	1	0	9
11 A.J. Hoggard	G 25:48	0-3	0-1	3-4	0	3	3	1	2	3	4	2	0	0	0	3	0	0	3
25 Malik Hall	22:55	1-3	0-1	1-2	0	2	2	0	2	3	3	0	1	1	0	-10	1	0	-10
22 Mady Sissoko	08:25	1-1	0-0	0-0	0	1	1	2	0	2	0	2	0	2	0	-6	0	0	-6
44 Gabe Brown	05:59	0-0	0-0	0-0	0	0	0	0	0	0	0	0	0	0	1	-4	1	0	-4
2 Rocket Watts	18:59	3-6	0-0	1-2	0	3	3	2	1	7	1	2	0	0	1	-8	0	1	-8
3 Foster Loyer	11:01	0-1	0-0	0-0	0	0	0	1	0	0	1	1	0	0	0	4	0	0	4
30 Marcus Bingham Jr.	09:47	0-0	0-0	3-4	1	3	4	1	4	3	0	0	0	3	0	7	3	0	7
34 Julius Marble	07:57	2-3	0-0	0-0	1	0	1	3	2	4	0	1	1	0	0	-1	0	0	-1
Team								1	0	1			0		0				
<b>Totals</b>		16-41	3-13	19-25	7	24	31	22	21	54	12	14	4	9	3	-1			

Shooting By Period		
1 <sup>st</sup> FG%	12-23	52.2%
3PT%	2-6	33.3%
FT%	5-6	83.3%
2 <sup>nd</sup> FG%	4-18	22.2%
3PT%	1-7	14.3%
FT%	14-19	73.7%
GM FG%	16-41	39.0%
3PT%	3-13	23.1%
FT%	19-25	76.0%

Dead Ball Rebounds: 3, 0

Technical Fouls: NONE

	PUR	MSU
<b>Biggest lead</b>	1 (1 <sup>st</sup> 13:53)	17 (2 <sup>nd</sup> 19:06)
<b>Best Scoring Run</b>	8 (2 <sup>nd</sup> 17:37)	13 (1 <sup>st</sup> 6:38)
<b>Lead Changes</b>	5	
<b>Times Tied</b>	3	
<b>Time with Lead</b>	01:09	37:28

Points from	PUR	MSU
<b>Turnovers</b>	11	10
<b>Paint</b>	28	12
<b>Second Chance</b>	9	6
<b>Fast Breaks</b>	7	7
<b>Bench</b>	17	19

Period by Period Scoring			
	1st	2nd	TOT
<b>PUR</b>	16	39	55
<b>MSU</b>	31	23	54



# GAME 22 // PURDUE vs. MICHIGAN STATE // FEBRUARY 16, 2021

2020-21 GAME-BY-GAME COMPARISON																			
Team	W/L	FG-FGA	Pct.	3P-3PA	Pct.	FT-FTA	Pct.	O-D	Reb.	PF	A	TO	B	S	1st	2nd	OT	Pts.	PPP
Purdue	W	31-53	.585	9-18	.500	6-11	.545	5-25	30	18	20	16	2	5	39	38		77	1.15
Liberty		21-52	.404	11-32	.344	11-16	.688	7-17	24	14	15	13	1	6	32	32		64	0.96
Purdue	L	26-58	.448	9-21	.429	9-11	.818	13-24	37	16	11	22	3	4	28	42		70	0.95
Clemson		29-59	.492	10-28	.357	13-15	.867	4-20	24	17	16	13	1	13	36	45		81	1.09
Purdue	W	33-60	.550	17-32	.531	10-11	.909	13-27	40	14	27	12	1	4	49	44		93	1.45
Oakland		18-54	.333	3-21	.143	11-16	.688	10-11	21	12	11	13	0	8	27	23		50	0.78
Purdue	W	19-54	.352	6-23	.261	24-37	.649	11-23	34	21	13	9	1	4	23	45		68	0.99
Valparaiso		19-46	.413	8-26	.308	15-19	.789	4-28	32	32	13	17	3	3	34	27		61	0.88
Purdue	L	21-60	.350	4-25	.160	8-10	.800	13-27	40	23	11	14	2	8	32	22		54	0.82
Miami		20-47	.426	1-17	.059	17-29	.586	7-26	33	14	12	13	5	7	14	44		58	0.88
Purdue	W	30-54	.556	6-16	.375	14-21	.667	12-28	40	13	22	19	8	3	38	42		80	1.11
Indiana State		26-59	.441	7-22	.318	9-13	.692	6-18	24	21	15	13	2	7	29	39		68	0.94
Purdue	W	25-53	.472	6-20	.300	11-13	.846	9-27	36	19	16	16	3	9	38	29		67	1.00
[20] Ohio State		22-58	.379	6-24	.250	10-13	.769	10-20	30	18	14	13	3	6	33	27		60	0.90
Purdue	W	32-65	.492	14-28	.500	10-15	.667	12-28	40	18	20	6	2	6	47	41		88	1.29
Notre Dame		24-61	.393	16-41	.390	14-17	.824	9-22	31	14	21	9	4	1	42	36		78	1.15
Purdue	L	23-58	.397	8-25	.320	1-3	.333	9-26	35	16	17	14	3	6	27	28		55	0.85
[4] Iowa		24-56	.429	12-34	.353	10-14	.714	9-28	37	10	21	11	4	6	37	33		70	1.08
Purdue	W	26-57	.456	10-22	.455	11-17	.647	10-31	41	18	16	10	3	3	41	32		73	1.11
Maryland		25-58	.431	10-28	.357	10-21	.476	6-25	31	18	14	5	3	5	28	42		70	1.06
Purdue	L	29-59	.492	7-26	.269	11-14	.786	9-24	33	15	14	8	2	2	34	42		76	1.19
[14] Rutgers		28-56	.500	11-21	.524	14-17	.824	7-24	31	17	12	6	3	7	40	41		81	1.27
Purdue	L	22-56	.393	7-16	.438	7-12	.583	6-27	33	20	11	14	4	3	23	35		58	0.84
[15] Illinois		25-52	.481	7-20	.350	9-22	.409	6-33	39	15	17	12	6	6	33	33		66	0.96
Purdue	W	19-56	.339	3-24	.125	14-19	.737	16-21	37	21	9	14	3	2	16	39		55	0.90
[23] Michigan State		16-41	.390	3-13	.231	19-25	.760	7-24	31	22	12	14	9	4	31	23		54	0.89
Purdue	W	25-47	.532	11-17	.647	20-31	.645	7-31	38	24	15	14	1	3	40	41		81	1.16
Indiana		25-57	.439	3-18	.167	16-29	.552	8-22	30	27	14	9	2	8	36	33		69	0.99
Purdue	W	25-62	.403	6-32	.188	24-33	.727	14-33	47	16	12	12	7	5	33	47		80	1.08
Penn State		27-82	.329	10-39	.256	8-13	.615	23-26	49	27	11	7	3	7	32	40		72	0.97
Purdue	W	26-54	.481	5-20	.250	10-17	.588	9-29	38	18	4	10	1	5	31	36		67	1.05
[15] Ohio State		20-53	.377	14-35	.400	11-17	.647	8-22	30	18	11	11	2	2	37	28		65	1.02
Purdue	L	20-65	.308	2-12	.167	11-15	.733	20-21	41	16	11	14	6	6	21	32		53	0.79
[7] Michigan		25-56	.446	6-15	.400	14-17	.824	10-29	39	18	14	14	5	6	34	36		70	1.04
Purdue	W	27-57	.474	8-15	.533	19-24	.792	17-27	44	18	11	10	2	8	30	51		81	1.29
[21] Minnesota		22-57	.386	10-28	.357	8-11	.727	9-18	27	21	15	11	7	6	35	27		62	0.98
[24] Purdue	L	22-50	.440	4-17	.235	12-15	.800	10-23	33	15	9	15	1	3	27	33		60	0.98
Maryland		21-46	.457	9-25	.360	10-15	.667	3-21	24	15	13	10	2	10	24	37		61	1.00
[24] Purdue	W	22-54	.407	8-23	.348	23-24	.958	8-26	34	15	14	12	4	10	35	40		75	1.07
Northwestern		26-59	.441	10-28	.357	8-11	.727	8-24	32	22	16	15	3	3	32	38		70	1.00
[24] Purdue	L	27-62	.435	2-17	.118	12-16	.750	14-24	38	14	15	10	5	6	32	36		68	1.05
Minnesota		27-60	.450	7-24	.292	10-14	.714	13-23	36	14	13	11	5	4	30	41		71	1.09

### MISCELLANEOUS SINGLE-GAME INFORMATION

Date	Opponent	Biggest Lead		Lead Chang.	Ties	---Time In the Lead---			Biggest Run		Paint	Off TO	2nd-ch.	Bench	Starters	Fr.	So.	Jr.	Sr.
		PU	Opp.			PU	Opp.	Tied	PU	Opp.									
Nov. 25	vs. Liberty	13	2	3	2	35:30	2:20	2:10	7	6	36 / 14	17 / 10	8 / 0	34 / 9	43 / 55	44	7	26	0
Nov. 26	vs. Clemson	1	15	2	4	0:38	35:50	3:32	6	11	32 / 30	21 / 24	13 / 3	20 / 28	50 / 53	35	15	20	0
Dec. 1	Oakland	46	1	6	1	37:01	2:36	0:23	13	8	26 / 24	19 / 16	14 / 10	29 / 13	64 / 37	44	9	40	0
Dec. 4	Valparaiso	7	11	4	1	10:09	29:34	0:17	11	12	24 / 14	12 / 9	13 / 5	14 / 38	54 / 23	16	14	38	0
Dec. 8	at Miami	20	4	2	1	37:36	2:08	0:16	15	11	26 / 28	14 / 10	8 / 3	35 / 7	19 / 51	31	0	23	0
Dec. 12	Indiana State	13	9	1	0	28:44	10:57	0:19	10	6	48 / 30	16 / 27	13 / 6	40 / 7	40 / 61	15	0	65	0
Dec. 16	[20] Ohio State	14	5	2	4	33:09	2:38	4:13	8	6	34 / 28	14 / 16	13 / 5	25 / 18	42 / 42	21	0	46	0
Dec. 19	vs. Notre Dame	15	2	4	3	37:14	0:48	1:58	11	10	26 / 14	13 / 5	11 / 8	18 / 15	70 / 63	33	3	52	0
Dec. 22	at [4] Iowa	5	15	5	5	2:56	34:21	2:43	8	10	28 / 22	14 / 20	7 / 7	11 / 14	44 / 56	21	3	31	0
Dec. 25	Maryland	15	0	0	1	39:25	0:00	0:35	8	10	26 / 26	7 / 12	7 / 12	20 / 18	53 / 52	39	3	31	0
Dec. 29	at [14] Rutgers	5	15	10	5	9:51	27:10	2:59	8	9	42 / 28	4 / 9	14 / 10	28 / 8	48 / 73	15	17	34	0
Jan. 2	at [15] Illinois	6	13	3	3	10:37	27:15	2:08	19	10	20 / 32	5 / 17	5 / 7	19 / 13	39 / 53	23	6	29	0
Jan. 8	at [23] Michigan State	1	17	5	3	1:09	37:28	1:23	8	13	28 / 12	11 / 10	9 / 6	17 / 19	38 / 35	14	2	39	0
Jan. 14	at Indiana	12	2	3	2	36:40	1:10	2:10	8	9	26 / 36	9 / 23	9 / 11	21 / 20	60 / 49	35	0	46	0
Jan. 17	Penn State	17	2	8	3	34:54	3:29	1:37	13	8	34 / 20	5 / 11	17 / 29	13 / 13	67 / 59	38	0	42	0
Jan. 19	at [15] Ohio State	4	11	8	4	2:45	35:02	2:13	8	11	36 / 8	15 / 8	6 / 10	28 / 6	39 / 59	23	3	41	0
Jan. 22	[7] Michigan	0	18	0	1	0:00	38:41	1:19	5	7	34 / 36	10 / 20	14 / 16	10 / 14	43 / 56	25	4	24	0
Jan. 30	[21] Minnesota	19	14	2	1	15:46	22:59	1:15	11	8	26 / 20	14 / 6	21 / 9	13 / 16	68 / 46	51	5	25	0
Feb. 2	Maryland	7	3	10	12	26:28	5:21	8:11	5	6	26 / 16	3 / 8	5 / 2	13 / 7	47 / 54	27	6	27	0
Feb. 6	Northwestern	13	0	0	0	38:59	0:00	1:01	9	9	24 / 26	18 / 11	7 / 13	17 / 17	58 / 53	53	0	22	0
Feb. 11	at Minnesota	6	7	7	8	23:20	10:14	6:26	10	6	40 / 28	9 / 16	15 / 11	16 / 8	52 / 63	27	1	40	0
PURDUE TOTALS		46							19		642	250	229	441	1,038	630	98	741	0
PURDUE AVERAGES											30.6	11.9	10.9	21.0	49.4	30.0	4.7	35.2	0.0
OPPONENT TOTALS		18							13		492	288	183	308	1,093				
OPPONENT AVERAGES											23.4	13.7	8.7	14.7	52.0				

**POINTS-REBOUNDS-ASSISTS** (starters in underline)

			#0	#1	#2	#4	#5	#11	#14	#15	#21	#22	#23	#25	#34	#50	#55
Date	Opponent	Result	Gillis	Wheeler	Hunter	Dowuona	Newman	Thompson	Wulbrun	Edey	Frost	Martin	Ivey	Morton	Barrett	Williams	Stefan.
N25	vs. Liberty	W, 77-64	3-2-0	<u>10-5-4</u>	DNP	DNP	<u>10-1-2</u>	<u>7-0-2</u>	DNP	19-5-0	DNP	DNP	12-1-0	0-0-2	DNP	<u>71-5</u>	<u>9-3-5</u>
N26	vs. Clemson	L, 70-81	3-2-0	<u>2-6-2</u>	DNP	DNP	<u>15-5-1</u>	<u>15-2-1</u>	DNP	17-8-0	DNP	DNP	DNP	0-1-5	DNP	<u>10-8-2</u>	<u>8-2-0</u>
01	Oakland	W, 93-50	7-2-1	<u>9-6-0</u>	DNP	DNP	<u>21-4-3</u>	<u>6-2-6</u>	3-0-1	13-7-0	3-0-1	0-0-0	DNP	3-2-6	DNP	<u>8-14-2</u>	<u>20-1-7</u>
04	Valparaiso	W, 68-61	3-1-1	<u>2-5-3</u>	DNP	DNP	<u>2-3-2</u>	<u>14-3-2</u>	DNP	6-1-0	DNP	DNP	DNP	5-2-0	DNP	<u>17-11-2</u>	<u>19-3-3</u>
D8	at Miami	L, 54-58	9-6-3	<u>0-4-2</u>	11-2-0	DNP	<u>7-5-2</u>	<u>0-2-2</u>	DNP	15-2-1	DNP	DNP	DNP	0-3-0	DNP	<u>8-7-0</u>	<u>4-5-1</u>
012	Indiana State	W, 80-68	5-3-2	10-13-1	13-1-5	DNP	0-1-4	0-1-1	DNP	<u>10-3-0</u>	DNP	DNP	DNP	0-0-3	DNP	30-11-2	<u>12-3-4</u>
016	[20] Ohio State	W, 67-60	<u>6-0-1</u>	5-6-1	<u>15-1-2</u>	DNP	<u>10-7-0</u>	0-2-1	DNP	<u>1-5-0</u>	DNP	DNP	4-1-0	0-0-0	DNP	16-9-8	<u>10-2-3</u>
019	vs. Notre Dame	W, 88-78	<u>12-9-1</u>	2-7-2	<u>18-5-8</u>	DNP	<u>8-1-4</u>	3-0-0	DNP	9-3-0	DNP	DNP	4-3-1	0-0-0	DNP	<u>14-7-2</u>	<u>18-2-2</u>
022	at [4] Iowa	L, 55-70	<u>7-2-2</u>	5-2-1	<u>4-2-5</u>	DNP	<u>11-8-2</u>	3-4-1	DNP	3-1-1	DNP	DNP	0-0-1	0-0-0	DNP	<u>14-9-1</u>	<u>8-4-3</u>
025	Maryland	W, 73-70	<u>5-6-2</u>	0-3-1	<u>16-1-1</u>	DNP	<u>17-2-1</u>	3-1-2	DNP	6-7-0	DNP	DNP	11-5-4	0-0-0	DNP	<u>10-8-2</u>	<u>5-5-3</u>
029	at [14] Rutgers	L, 76-81	<u>0-4-3</u>	0-2-0	<u>9-1-2</u>	DNP	<u>4-2-3</u>	17-1-0	DNP	3-3-1	DNP	DNP	8-2-2	0-0-0	DNP	<u>21-12-1</u>	<u>14-4-2</u>
J2	at [15] Illinois	L, 58-66	<u>2-0-0</u>	6-4-2	<u>0-4-4</u>	DNP	<u>14-5-0</u>	6-2-2	DNP	7-4-0	DNP	DNP	0-2-0	0-0-1	DNP	<u>14-8-2</u>	<u>9-3-0</u>
J8	at [23] Michigan State	W, 55-54	<u>0-1-0</u>	3-2-1	<u>7-6-4</u>	DNP	<u>2-1-1</u>	2-0-0	DNP	6-3-0	DNP	DNP	6-6-1	0-0-0	DNP	<u>26-9-2</u>	<u>3-3-0</u>
J14	at Indiana	W, 81-69	<u>7-6-1</u>	5-5-1	<u>11-2-4</u>	DNP	<u>12-6-1</u>	0-2-1	DNP	0-0-0	DNP	DNP	13-2-2	3-2-0	DNP	<u>22-10-2</u>	<u>8-1-3</u>
J17	Penn State	W, 80-72	<u>12-5-1</u>	0-2-0	<u>14-4-5</u>	DNP	<u>13-5-1</u>	0-1-1	DNP	7-6-0	DNP	DNP	6-3-1	0-0-0	DNP	<u>13-11-1</u>	<u>15-6-2</u>
J19	at [15] Ohio State	W, 67-65	<u>0-1-0</u>	2-5-1	<u>8-4-0</u>	DNP	<u>0-0-0</u>	3-1-0	DNP	8-5-0	DNP	DNP	15-4-2	0-2-0	DNP	<u>16-7-1</u>	<u>15-4-0</u>
J22	[7] Michigan	L, 53-70	<u>3-6-2</u>	2-4-0	<u>8-1-2</u>	DNP	<u>6-1-0</u>	4-2-0	DNP	4-8-0	DNP	DNP	<u>12-5-5</u>	0-1-0	DNP	<u>14-11-2</u>	DNP
J30	[21] Minnesota	W, 81-62	<u>11-9-0</u>	4-3-0	<u>4-6-7</u>	DNP	<u>29-6-0</u>	5-0-0	DNP	4-1-0	DNP	DNP	<u>7-1-1</u>	0-0-0	DNP	<u>17-14-3</u>	DNP
F2	at Maryland	L, 60-61	<u>3-6-2</u>	0-6-0	<u>4-0-2</u>	DNP	<u>3-1-0</u>	6-2-0	DNP	4-2-0	DNP	DNP	<u>14-4-3</u>	3-0-1	DNP	<u>23-11-1</u>	DNP
F6	Northwestern	W, 75-70	<u>11-2-3</u>	1-3-1	<u>9-2-1</u>	DNP	<u>10-3-1</u>	0-1-0	DNP	12-1-1	DNP	DNP	<u>20-7-3</u>	DNP	DNP	<u>8-3-3</u>	4-0-1
F11	at Minnesota	L, 68-71	<u>5-8-2</u>	2-1-1	<u>14-2-3</u>	DNP	<u>5-4-2</u>	1-1-1	DNP	13-2-0	DNP	DNP	4-5-4	0-1-0	DNP	<u>24-10-0</u>	0-1-2

INSIDE THE NUMBERS				PURDUE'S RECORD WHEN...									
10+ POINTS			CONSECUTIVE FREE THROWS MADE			FIRST POINTS			Category				
2021	CAREER					2P	3P	FT	No.	2020-21	Painter	Str.	
Trevion Williams	17 (10-7)	38 (21-17)	Brandon Newman	19	Trevion Williams	12		1	13	All Games	13-8	350-182	L-1
Eric Hunter Jr.	8 (6-2)	29 (20-9)	Jaden Ivey	11	Sasha Stefanovic		3		3	At Home	8-1	219-41	W-2
Sasha Stefanovic	8 (7-1)	21 (16-5)	Sasha Stefanovic	9	Brandon Newman	2			2	On Road	3-6	75-92	L-2
Brandon Newman	11 (8-3)	11 (8-3)	Eric Hunter Jr.	9	Isaiah Thompson		1		1	At Neutral Sites	2-1	56-49	W-1
Isaiah Thompson	3 (1-2)	10 (5-5)	Trevion Williams	6	Zach Edey			1	1	vs. Big Ten Foes	8-6	186-122	L-1
Aaron Wheeler	2 (2-0)	10 (9-1)	Isaiah Thompson	1	Mason Gillis			1	1	Big Ten Regular-Season	8-6	175-109	L-1
Zach Edey	7 (4-3)	7 (4-3)	TEAM	0						Big Ten Tournament		11-13	L-2
Jaden Ivey	7 (5-2)	7 (5-2)								At Home	5-1	109-32	W-2
Mason Gillis	4 (4-0)	4 (4-0)								On Road	3-5	66-77	L-2
										At Neutral Site		11-13	L-2
20+ POINTS			OPENING TIPS			POINTS LEADER			vs. Non-Conference Foes				
2021	CAREER		WON	LOST		2021	CAREER			2020-21	Painter	Str.	
Trevion Williams	6 (3-3)	7 (3-4)	Trevion Williams	11 (7-4)	8 (3-5)	Trevion Williams	11 (5-6)	21 (8-13)	At Home	5-2	164-60	W-2	
Sasha Stefanovic	1 (1-0)	4 (3-1)	Zach Edey	1 (1-0)	1 (1-0)	Sasha Stefanovic	3 (3-0)	9 (6-3)	On Road	3-0	110-9	W-7	
Brandon Newman	2 (2-0)	2 (2-0)	TOTALS	12 (8-4)	9 (4-5)	Eric Hunter Jr.	1 (1-0)	6 (6-0)	At Neutral Site	0-1	9-16	L-1	
Jaden Ivey	1 (1-0)	1 (1-0)				Brandon Newman	4 (3-1)	4 (3-1)	At Neutral Site	2-1	45-35	W-1	
30+ POINTS			DUNKS			REBOUNDS LEADER			vs. Ranked Opponent				
2021	CAREER		2021	CAREER		2021	CAREER			2020-21	Painter	Str.	
Trevion Williams	1 (1-0)	2 (1-1)	Aaron Wheeler	3	25	Trevion Williams	18 (10-8)	42 (22-20)	vs. Unranked Opponent	9-4	297-95	L-1	
			Zach Edey	24	24	Trevion Williams	1 (1-0)	6 (5-1)	In Overtime		12-16	L-2	
			Trevion Williams	12	22	Zach Edey	2 (1-1)	2 (1-1)	Leading at Halftime	9-3	286-50	L-1	
			Eric Hunter Jr.	1	4	Eric Hunter Jr.	2 (2-0)	2 (2-0)	Trailing at Halftime	4-5	51-120	W-1	
			Emmanuel Dowuona		3	Sasha Stefanovic	2 (1-1)	2 (1-1)	Tied at Halftime		13-12	W-1	
			Jaden Ivey	2	2	Mason Gillis	1 (1-0)	1 (1-0)	Games Decided by 1-9 Pts.	7-5	122-105	L-1	
			Brandon Newman	2	2				3 Points or Less	3-1	41-33	L-1	
10+ REBOUNDS			AND-ONES			ASSISTS LEADER			4-6 Points				
2021	CAREER		CHANCES	PCT.		2021	CAREER			2020-21	Painter	Str.	
Trevion Williams	11 (7-4)	22 (10-12)	Trevion Williams	6-9	.667	Eric Hunter Jr.	8 (6-2)	21 (16-5)	7-9 Points	3-1	44-38	W-1	
Aaron Wheeler	1 (1-0)	2 (2-0)	Jaden Ivey	4-7	.571	Trevion Williams	3 (2-0)	11 (6-5)	Games Decided by 10+ Pts.	6-3	228-77	W-1	
Zach Edey	1 (1-0)	1 (1-0)	Sasha Stefanovic	3-4	.750	Sasha Stefanovic	3 (3-0)	10 (5-5)	10-19 Points	5-3	118-61	W-1	
20+ REBOUNDS			TOTALS			AARON WHEELER			20-Plus Points				
2021	CAREER		18-27	.667		2021	CAREER			2020-21	Painter	Str.	
Trevion Williams	1 (0-1)	1 (0-1)				Jaden Ivey	6 (3-3)	6 (3-3)	Purdue Shoots 48% or Better	6-1	162-17	W-2	
						Brandon Newman	1 (1-0)	4 (3-1)	Purdue Shoots Less Than 48%	7-7	188-165	L-1	
						Isaiah Thompson	3 (2-1)	3 (2-1)	Opp. Shoots 48% or Better	0-3	31-75	L-7	
DOUBLE-DOUBLES			FIRST SUB			MASON GILLIS			Opp. Shoots Less Than 48%				
2021	CAREER		2021	CAREER		2021	CAREER			2020-21	Painter	Str.	
Trevion Williams	9 (5-4)	19 (7-12)	Eric Hunter Jr.	1	19	Eric Hunter Jr.	8 (6-2)	21 (16-5)	Purdue Shoots Better Than Opp.	10-0	285-42	W-11	
Aaron Wheeler	1 (1-0)	2 (2-0)	Zach Edey	2	17	Trevion Williams	3 (2-0)	11 (6-5)	Opp. Shoots Better / Equal %	3-8	65-140	L-1	
Zach Edey	1 (1-0)	1 (1-0)	Jaden Ivey	5	17	Sasha Stefanovic							

PURDUE / OPPONENT STATISTICAL BREAKDOWNS																								
All Games	Record	FG	FGA	Pct.	3P	3PA	Pct.	FT	FTA	Pct.	Off.	Def.	Avg.	F	DQ	Ast.	TO	Blk.	Stl.	1st	2nd	OT	Avg.	
All Games	13-8	530	1194	.444	152	449	.339	267	369	.724	237	552	37.6	368	8	298	271	64	105	684	795	0	70.4	
		489	1168	.419	174	539	.323	247	364	.679	174	481	31.2	385	6	300	240	73	125	676	725	0	66.7	
Home	8-1	227	516	.440	69	195	.354	147	195	.754	114	243	39.7	150	0	142	114	35	52	308	362	0	74.4	
		209	528	.396	70	231	.303	93	134	.694	86	199	31.7	188	4	123	108	29	51	284	299	0	64.8	
Away	3-6	214	502	.426	51	187	.273	95	137	.693	93	232	36.1	166	7	105	113	22	38	262	312	0	63.8	
		206	468	.440	67	207	.324	116	182	.637	68	223	32.3	152	2	125	97	38	54	282	313	0	66.1	
Neutral	2-1	89	176	.506	32	67	.478	25	37	.676	30	77	35.7	52	1	51	44	7	15	114	121	0	78.3	
		74	172	.430	37	101	.366	38	48	.792	20	59	26.3	45	0	52	35	6	20	110	113	0	74.3	
Big Ten Reg-Seas.	Record	FG	FGA	Pct.	3P	3PA	Pct.	FT	FTA	Pct.	Off.	Def.	Avg.	F	DQ	Ast.	TO	Blk.	Stl.	1st	2nd	OT	Avg.	
All Games	8-6	338	790	.428	87	286	.304	186	253	.735	158	370	37.7	245	4	174	173	45	71	428	521	0	67.8	
		332	790	.420	118	352	.335	157	239	.657	127	339	33.3	261	4	197	149	57	80	462	479	0	67.2	
Home	5-1	145	348	.417	40	124	.323	99	126	.786	78	165	40.5	102	0	80	74	25	41	198	231	0	71.5	
		146	369	.396	52	162	.321	58	86	.674	66	142	34.7	123	2	84	65	24	33	194	210	0	67.3	
Away	3-5	193	442	.437	47	162	.290	87	127	.685	80	205	35.6	143	4	94	99	20	30	230	290	0	65.0	
		186	421	.442	66	190	.347	99	153	.647	61	197	32.3	138	2	113	84	33	47	268	269	0	67.1	
Current Streak	Streak	FG	FGA	Pct.	3P	3PA	Pct.	FT	FTA	Pct.	Off.	Def.	Reb.	F	DQ	Ast.	TO	Blk.	Stl.	1st	2nd	OT	Avg.	
Overall	Loss-1	27	62	.435	2	17	.118	12	16	.750	14	24	38.0	14	1	15	10	5	6	32	36	0	68.0	
		27	60	.450	7	24	.292	10	14	.714	13	23	36.0	14	0	13	11	5	4	30	41	0	71.0	
Month	Record	FG	FGA	Pct.	3P	3PA	Pct.	FT	FTA	Pct.	Off.	Def.	Avg.	F	DQ	Ast.	TO	Blk.	Stl.	1st	2nd	OT	Avg.	
November	1-1	57	111	.514	18	39	.462	15	22	.682	18	49	33.5	34	1	31	38	5	9	67	80	0	73.5	
		50	111	.450	21	60	.350	24	31	.774	11	37	24.0	31	0	31	26	2	19	68	77	0	72.5	
December	6-3	238	520	.458	78	217	.359	100	141	.709	98	241	37.7	157	3	156	108	25	45	329	325	0	72.7	
		206	495	.416	74	234	.316	110	159	.692	68	202	30.0	156	2	133	100	27	50	284	312	0	66.2	
January	5-2	164	397	.413	42	136	.309	105	151	.695	89	189	39.7	133	3	73	88	24	32	194	281	0	67.9	
		159	397	.401	53	168	.315	85	134	.634	71	174	35.0	147	4	94	78	34	39	238	220	0	65.4	
February	1-2	71	166	.428	14	57	.246	47	55	.855	32	73	35.0	44	1	38	37	10	19	94	109	0	67.7	
		74	165	.448	26	77	.338	28	40	.700	24	68	30.7	51	0	42	36	10	17	86	116	0	67.4	
March																								
April																								
vs. Ranked / UR	Record	FG	FGA	Pct.	3P	3PA	Pct.	FT	FTA	Pct.	Off.	Def.	Avg.	F	DQ	Ast.	TO	Blk.	Stl.	1st	2nd	OT	Avg.	
Ranked Teams	4-4	191	458	.417	46	158	.291	84	117	.718	95	202	37.1	143	2	93	100	24	41	220	292	0	64.0	
		181	428	.423	69	190	.363	95	136	.699	66	198	33.0	139	0	116	92	39	43	280	248	0	66.0	
Unranked Teams	9-4	339	736	.461	106	291	.364	183	252	.726	142	350	37.8	225	6	205	171	40	64	464	503	0	74.4	
		308	740	.416	105	349	.301	152	228	.667	108	283	30.1	246	6	184	148	34	82	396	477	0	67.2	
Results	Record	FG	FGA	Pct.	3P	3PA	Pct.	FT	FTA	Pct.	Off.	Def.	Avg.	F	DQ	Ast.	TO	Blk.	Stl.	1st	2nd	OT	Avg.	
Wins	13-0	340	726	.468	109	290	.376	196	273	.718	143	356	38.4	233	3	199	160	38	67	460	525	0	75.8	
		291	737	.395	111	355	.313	150	221	.679	115	277	30.2	265	6	182	150	42	66	428	415	0	64.8	
Losses	0-8	190	468	.406	43	159	.270	71	96	.740	94	196	36.3	135	5	99	111	26	38	224	270	0	61.8	
		198	431	.459	63	184	.342	97	143	.678	59	204	32.9	120	0	118	90	31	59	248	310	0	69.8	
5-Game	Record	FG	FGA	Pct.	3P	3PA	Pct.	FT	FTA	Pct.	Off.	Def.	Reb.	F	DQ	Ast.	TO	Blk.	Stl.	1st	2nd	OT	Avg.	
Games 1-5	3-2	130	285	.456	45	119	.378	57	80	.713	55	126	36.2	92	4	82	73	9	25	171	191	0	72.4	
		107	258	.415	33	124	.266	67	95	.705	32	102	26.8	89	2	67	69	10	37	143	171	0	62.8	
Games 6-10	4-1	136	287	.474	44	111	.396	47	69	.681	52	140	38.4	84	0	91	65	19	27	191	172	0	72.6	
		121	292	.414	51	149	.342	53	78	.679	40	113	30.6	81	0	85	51	16	25	169	177	0	69.2	
Games 11-15	3-2	120	280	.429	34	115	.296	76	109	.697	52	136	37.6	96	2	61	62	17	15	146	204	0	70.0	
		121	288	.420	34	111	.306	66	106	.623	51	129	36.0	107	4	66	48	23	32	172	170	0	68.4	
Games 16-20	3-2	117	280	.418	27	87	.310	75	95	.789	64	126	38.0	82	1	49	61	14	32	144	192	0	67.2	
		113	270	.419	49	131	.374	51	71	.718	38	114	30.4	94	0	69	61	19	27	162	166	0	65.6	
Games 21-25	0-1	27	62	.435	2	17	.118	12	16	.750	14	24	38.0	14	1	15	10	5	6	32	36	0	68.0	
		27	60	.450	7	24	.292	10	14	.714	13	23	36.0	14	0	13	11	5	4	30	41	0	71.0	
Games 26-30																								
Games 31-35																								
Games 36-40																								
Postseason	Record	FG	FGA	Pct.	3P	3PA	Pct.	FT	FTA	Pct.	Off.	Def.	Reb.	F	DQ	Ast.	TO	Blk.	Stl.	1st	2nd	OT	Avg.	
Overall																								
Big Ten																								
NCAA																								
</																								

GAME 22 // PURDUE vs. MICHIGAN STATE // FEBRUARY 16, 2021

INDIVIDUAL GAME-BY-GAME STATISTICS													
#0   Mason Gillis													
Date	Opponent	Min.	FG	3FG	FT	O-D-T	PF	A	TO	B	S	Pts.	
N25	vs. Liberty	11	1-2	1-2	0-0	0-2-2	3	0	2	0	1	3	
N26	vs. Clemson	17	1-4	1-3	0-0	1-1-2	1	0	1	0	0	3	
D1	Oakland	20	3-4	1-2	0-0	1-1-2	1	1	1	0	1	7	
D4	Valparaiso	15	1-3	0-2	1-2	0-1-1	1	1	1	0	2	3	
D8	at Miami	22	4-10	1-4	0-0	3-3-6	3	3	2	0	0	9	
D12	• Indiana State	18	2-2	1-1	0-0	0-3-3	1	2	1	0	0	5	
D16	• [20] Ohio State	16	3-3	0-0	0-0	0-0-0	2	1	0	1	1	6	
D19	• vs. Notre Dame	24	4-4	2-2	2-2	3-6-9	3	1	0	0	0	12	
D22	• at [4] Iowa	29	3-5	1-2	0-0	1-1-2	3	2	1	0	0	7	
D25	• Maryland	27	1-5	1-4	2-2	2-4-6	3	2	0	0	0	5	
D29	• at [14] Rutgers	31	0-3	0-3	0-0	2-2-4	2	3	1	0	0	0	
J2	• at [15] Illinois	14	1-3	0-2	0-0	0-0-0	3	0	1	0	0	2	
J5	Nebraska	-- POSTPONED --											
J8	• at [23] Michigan State	11	0-2	0-2	0-0	1-0-1	3	0	2	0	0	0	
J14	• at Indiana	27	2-3	0-1	3-4	2-4-6	4	1	0	0	0	7	
J17	• Penn State	28	2-7	2-6	6-6	0-5-5	1	1	2	0	2	12	
J19	• at [15] Ohio State	16	0-0	0-0	0-0	1-0-1	5	0	1	0	0	0	
J22	• [7] Michigan	23	1-1	0-0	1-2	2-4-6	1	2	3	1	1	3	
J30	• [21] Minnesota	28	3-6	2-4	3-4	5-4-9	3	0	0	0	2	11	
F2	• at Maryland	24	1-4	0-2	1-2	2-4-6	1	2	0	0	0	3	
F6	• Northwestern	26	4-4	3-3	0-0	1-1-2	4	3	3	0	0	11	
F11	• at Minnesota	25	2-5	1-3	0-0	3-5-8	5	2	0	0	1	5	
F16	Michigan State												
F20	at Nebraska												
F26	at Penn State												
M2	Wisconsin												
M6	Indiana												
#1   Aaron Wheeler													
Date	Opponent	Min.	FG	3FG	FT	O-D-T	PF	A	TO	B	S	Pts.	
N25	• vs. Liberty	29	4-6	2-3	0-0	1-4-5	4	4	3	0	1	10	
N26	• vs. Clemson	23	1-4	0-2	0-0	0-6-6	1	2	1	1	0	2	
D1	• Oakland	23	4-8	1-4	0-0	2-4-6	1	0	1	0	1	9	
D4	• Valparaiso	28	1-5	0-2	0-0	2-3-5	1	3	0	0	1	2	
D8	• at Miami	20	0-6	0-4	0-0	2-2-4	0	2	1	0	1	0	
D12	Indiana State	23	4-7	1-3	1-2	2-11-13	3	1	1	4	0	10	
D16	[20] Ohio State	24	2-3	1-2	0-0	1-5-6	4	1	1	0	3	5	
D19	vs. Notre Dame	18	0-3	0-3	2-2	1-6-7	2	2	2	0	0	2	
D22	at [4] Iowa	11	2-3	1-2	0-0	0-2-2	1	1	1	0	1	5	
D25	Maryland	18	0-0	0-0	0-0	0-3-3	2	1	2	1	0	0	
D29	at [14] Rutgers	7	0-2	0-1	0-0	1-1-2	2	0	1	0	1	0	
J2	at [15] Illinois	18	2-3	2-3	0-0	1-3-4	1	2	0	0	0	6	
J5	Nebraska	-- POSTPONED --											
J8	at [23] Michigan State	29	1-5	1-5	0-0	1-1-2	5	1	1	0	1	3	
J14	at Indiana	13	2-3	1-2	0-0	0-5-5	2	1	3	0	0	5	
J17	Penn State	12	0-2	0-2	0-0	0-2-2	0	0	0	2	0	0	
J19	at [15] Ohio State	24	1-2	0-1	0-0	1-4-5	4	1	1	0	0	2	
J22	[7] Michigan	17	1-5	0-3	0-0	0-4-4	2	0	1	1	0	2	
J30	[21] Minnesota	12	2-3	0-1	0-0	2-1-3	2	0	2	0	0	4	
F2	at Maryland	16	0-4	0-3	0-0	2-4-6	0	0	1	0	1	0	
F6	Northwestern	15	0-2	0-2	1-2	0-3-3	2	1	0	0	0	1	
F11	at Minnesota	15	1-4	0-3	0-2	0-1-1	0	1	0	1	2	2	
F16	Michigan State												
F20	at Nebraska												
F26	at Penn State												
M2	Wisconsin												
M6	Indiana												
#2   Eric Hunter Jr.													
Date	Opponent	Min.	FG	3FG	FT	O-D-T	PF	A	TO	B	S	Pts.	
N25	vs. Liberty											-- DID NOT PLAY --	
N26	vs. Clemson											-- DID NOT PLAY --	
D1	Oakland											-- DID NOT PLAY --	
D4	Valparaiso											-- DID NOT PLAY --	
D8	at Miami	27	4-10	1-5	2-2	1-1-2	1	0	0	0	1	11	
D12	• Indiana State	34	4-12	1-5	4-4	0-1-1	3	5	3	0	1	13	
D16	• [20] Ohio State	32	6-11	1-3	2-3	0-1-1	2	2	4	0	2	15	
D19	• vs. Notre Dame	34	6-15	4-7	2-2	1-4-5	2	8	0	0	3	18	
D22	• at [4] Iowa	31	2-10	0-3	0-0	1-1-2	1	5	5	0	1	4	
D25	• Maryland	28	6-15	2-6	2-4	0-1-1	3	1	3	0	0	16	
D29	• at [14] Rutgers	21	2-8	2-5	3-3	0-1-1	2	2	1	0	0	9	
J2	• at [15] Illinois	26	0-6	0-1	0-0	0-4-4	3	4	3	0	2	0	
J5	Nebraska	-- POSTPONED --											
J8	• at [23] Michigan State	30	1-7	1-6	4-4	2-4-6	2	4	2	0	1	7	
J14	• at Indiana	32	3-5	3-4	2-2	0-2-2	1	4	1	0	0	11	
J17	• Penn State	30	4-8	0-3	6-6	3-1-4	2	5	3	0	0	14	
J19	• at [15] Ohio State	33	3-9	1-3	1-2	1-3-4	2	0	1	0	1	8	
J22	• [7] Michigan	34	4-12	0-2	0-0	1-0-1	0	2	1	0	2	8	
J30	• [21] Minnesota	39	2-5	0-2	0-0	1-5-6	3	7	2	0	1	4	
F2	• at Maryland	35	1-4	0-2	2-2	0-0-0	2	2	3	0	1	4	
F6	• Northwestern	32	2-6	1-3	4-4	0-2-2	3	1	2	0	4	9	
F11	• at Minnesota	35	6-8	0-2	2-2	0-2-2	1	3	1	1	0	14	
F16	Michigan State												
F20	at Nebraska												
F26	at Penn State												
M2	Wisconsin												
M6	Indiana												
#4   Emmanuel Dowuona													
Date	Opponent	Min.	FG	3FG	FT	O-D-T	PF	A	TO	B	S	Pts.	
N25	vs. Liberty											-- DID NOT PLAY --	
N26	vs. Clemson											-- DID NOT PLAY --	
D1	Oakland											-- DID NOT PLAY --	
D4	Valparaiso											-- DID NOT PLAY --	
D8	at Miami											-- DID NOT PLAY --	
D12	Indiana State											-- DID NOT PLAY --	
D16	[20] Ohio State											-- DID NOT PLAY --	
D19	vs. Notre Dame											-- DID NOT PLAY --	
D22	at [4] Iowa											-- DID NOT PLAY --	
D25	Maryland											-- DID NOT PLAY --	
D29	at [14] Rutgers											-- DID NOT PLAY --	
J2	at [15] Illinois											-- DID NOT PLAY --	
J5	Nebraska											-- POSTPONED --	
J8	at [23] Michigan State											-- DID NOT PLAY --	
J14	at Indiana											-- DID NOT PLAY --	
J17	Penn State											-- DID NOT PLAY --	
J19	at [15] Ohio State											-- DID NOT PLAY --	
J22	[7] Michigan											-- DID NOT PLAY --	
J30	[21] Minnesota											-- DID NOT PLAY --	
F2	at Maryland											-- DID NOT PLAY --	
F6	Northwestern											-- DID NOT PLAY --	
F11	at Minnesota											-- DID NOT PLAY --	
F16	Michigan State												
F20	at Nebraska												
F26	at Penn State												
M2	Wisconsin												
M6	Indiana												



## INDIVIDUAL GAME-BY-GAME STATISTICS

## #5 | Brandon Newman

Date	Opponent	Min.	FG	3FG	FT	O-D-T	PF	A	TO	B	S	Pts.
N25	• vs. Liberty	32	4-9	1-3	1-1	0-1-1	0	2	0	1	1	10
N26	• vs. Clemson	37	6-14	3-7	0-0	2-3-5	2	1	3	0	2	15
D1	• Oakland	26	7-11	4-7	3-3	1-3-4	2	3	1	0	0	21
D4	• Valparaiso	24	0-5	0-2	2-2	0-3-3	4	2	0	0	1	2
D8	• at Miami	25	3-7	1-3	0-0	1-4-5	5	2	1	0	2	7
D12	• Indiana State	15	0-0	0-0	0-0	1-0-1	0	4	3	0	1	0
D16	• [20] Ohio State	26	4-6	2-3	0-1	0-7-7	3	0	1	0	1	10
D19	• vs. Notre Dame	24	3-9	2-5	0-0	0-1-1	2	4	0	1	0	8
D22	• at [4] Iowa	25	4-11	3-7	0-0	0-8-8	3	2	1	0	1	11
D25	• Maryland	29	7-11	3-6	0-0	0-2-2	2	1	0	0	1	17
D29	• at [14] Rutgers	20	2-7	0-3	0-0	1-1-2	0	3	2	0	0	4
J2	• at [15] Illinois	29	5-11	1-2	3-3	1-4-5	2	0	5	0	0	14
J5	Nebraska	-- POSTPONED --										
J8	• at [23] Michigan State	33	1-3	0-2	0-0	0-1-1	3	1	2	2	0	2
J14	• at Indiana	27	2-6	2-3	6-6	0-6-6	3	1	3	1	2	12
J17	• Penn State	30	4-10	1-5	4-4	0-5-5	3	1	2	3	0	13
J19	• at [15] Ohio State	17	0-2	0-2	0-0	0-0-0	1	0	1	0	1	0
J22	• [7] Michigan	27	2-8	2-2	0-0	0-1-1	1	0	2	1	0	6
J30	• [21] Minnesota	36	9-14	5-6	6-6	0-6-6	0	0	1	0	2	29
F2	• at Maryland	22	1-7	1-4	0-0	1-0-1	2	0	3	0	0	3
F6	• Northwestern	25	4-7	2-4	0-0	0-3-3	1	1	1	0	1	10
F11	• at Minnesota	26	2-7	1-3	0-0	1-3-4	2	2	0	0	2	5
F16	Michigan State											
F20	at Nebraska											
F26	at Penn State											
M2	Wisconsin											
M6	Indiana											

## #11 | Isaiah Thompson

Date	Opponent	Min.	FG	3FG	FT	O-D-T	PF	A	TO	B	S	Pts.
N25	• vs. Liberty	26	2-4	1-3	2-2	0-0-0	0	2	0	0	0	7
N26	• vs. Clemson	30	6-10	3-5	0-0	1-1-2	3	1	5	0	1	15
D1	• Oakland	30	2-5	2-4	0-0	0-2-2	3	6	0	0	1	6
D4	• Valparaiso	36	2-6	1-3	9-12	1-2-3	1	2	0	0	0	14
D8	• at Miami	25	0-3	0-3	0-0	0-2-2	1	2	2	0	1	0
D12	Indiana State	27	0-4	0-2	0-0	1-0-1	1	1	1	0	0	0
D16	[20] Ohio State	13	0-0	0-0	0-0	2-0-2	0	1	1	0	0	0
D19	vs. Notre Dame	9	1-2	1-2	0-0	0-0-0	0	0	0	0	0	3
D22	at [4] Iowa	14	1-2	1-2	0-0	1-3-4	0	1	0	0	1	3
D25	Maryland	10	1-2	1-2	0-0	0-1-1	1	2	0	0	0	3
D29	at [14] Rutgers	27	7-8	3-4	0-0	0-1-1	3	0	1	0	0	17
J2	at [15] Illinois	22	1-3	1-2	3-4	1-1-2	1	2	1	0	0	6
J5	Nebraska	-- POSTPONED --										
J8	at [23] Michigan State	11	0-3	0-2	2-2	0-0-0	0	0	0	0	0	2
J14	at Indiana	9	0-0	0-0	0-2	1-1-2	0	1	0	0	0	0
J17	Penn State	10	0-1	0-1	0-0	0-1-1	0	1	0	0	0	0
J19	at [15] Ohio State	12	1-2	1-2	0-0	0-1-1	0	0	0	0	0	3
J22	[7] Michigan	11	2-3	0-0	0-0	1-1-2	1	0	1	0	0	4
J30	[21] Minnesota	26	0-1	0-0	5-5	0-0-0	2	0	0	0	0	5
F2	at Maryland	24	2-2	2-2	0-0	1-1-2	3	0	0	0	0	6
F6	Northwestern	13	0-2	0-1	0-0	0-1-1	0	0	0	0	0	0
F11	at Minnesota	8	0-0	0-0	1-2	0-1-1	2	1	0	0	0	1
F16	Michigan State											
F20	at Nebraska											
F26	at Penn State											
M2	Wisconsin											
M6	Indiana											

## #14 | Jared Wulbrun

Date	Opponent	Min.	FG	3FG	FT	O-D-T	PF	A	TO	B	S	Pts.
N25	vs. Liberty	-- DID NOT PLAY --										
N26	vs. Clemson	-- DID NOT PLAY --										
D1	Oakland	3	1-1	1-1	0-0	0-0-0	0	1	0	0	0	3
D4	Valparaiso	-- DID NOT PLAY --										
D8	at Miami	-- DID NOT PLAY --										
D12	Indiana State	-- DID NOT PLAY --										
D16	[20] Ohio State	-- DID NOT PLAY --										
D19	vs. Notre Dame	-- DID NOT PLAY --										
D22	at [4] Iowa	-- DID NOT PLAY --										
D25	Maryland	-- DID NOT PLAY --										
D29	at [14] Rutgers	-- DID NOT PLAY --										
J2	at [15] Illinois	-- DID NOT PLAY --										
J5	Nebraska	-- POSTPONED --										
J8	at [23] Michigan State	-- DID NOT PLAY --										
J14	at Indiana	-- DID NOT PLAY --										
J17	Penn State	-- DID NOT PLAY --										
J19	at [15] Ohio State	-- DID NOT PLAY --										
J22	[7] Michigan	-- DID NOT PLAY --										
J30	[21] Minnesota	-- DID NOT PLAY --										
F2	at Maryland	-- DID NOT PLAY --										
F6	Northwestern	-- DID NOT PLAY --										
F11	at Minnesota	-- DID NOT PLAY --										
F16	Michigan State											
F20	at Nebraska											
F26	at Penn State											
M2	Wisconsin											
M6	Indiana											

## #15 | Zach Edey

Date	Opponent	Min.	FG	3FG	FT	O-D-T	PF	A	TO	B	S	Pts.
N25	vs. Liberty	15	9-10	0-0	1-1	2-3-5	3	0	2	0	0	19
N26	vs. Clemson	21	6-8	0-0	5-7	5-3-8	3	0	4	2	0	17
D1	Oakland	19	4-5	0-0	5-6	3-4-7	4	0	3	0	0	13
D4	Valparaiso	11	2-6	0-0	2-3	0-1-1	4	0	2	1	0	6
D8	at Miami	14	5-5	0-0	5-6	0-2-2	5	1	4	0	1	15
D12	• Indiana State	11	4-6	0-0	2-4	1-2-3	2	0	2	2	0	10
D16	• [20] Ohio State	12	0-3	0-0	1-1	2-3-5	2	0	3	2	0	1
D19	vs. Notre Dame	15	3-6	0-0	3-4	1-2-3	3	0	1	0	0	9
D22	at [4] Iowa	11	1-2	0-0	1-2	0-1-1	3	1	1	0	1	3
D25	Maryland	18	2-6	0-0	2-3	3-4-7	1	0	1	2	0	6
D29	at [14] Rutgers	10	1-1	0-0	1-2	0-3-3	0	1	0	0	0	3
J2	at [15] Illinois	13	3-6	0-0	1-2	0-4-4	1	0	1	3	0	7
J5	Nebraska	-- POSTPONED --										
J8	at [23] Michigan State	14	3-5	0-0	0-0	2-1-3	2	0	0	0	0	6
J14	at Indiana	8	0-4	0-0	0-1	0-0-0	2	0	1	0	0	0
J17	Penn State	21	2-5	0-0	3-4	2-4-6	3	0	1	2	0	7
J19	at [15] Ohio State	19	3-5	0-0	2-4	1-4-5	2	0	0	1	0	8
J22	[7] Michigan	14	1-2	0-0	2-2	3-5-8	1	0	1	3	1	4
J30	[21] Minnesota	7	1-1	0-0	2-4	1-0-1	3	0	2	0	0	4
F2	at Maryland	7	2-3	0-0	0-0	1-1-2	1	0	1	0	0	4
F6	Northwestern	23	2-6	0-0	8-8	5-6-11	1	1	0	4	1	12
F11	at Minnesota	16	4-6	0-0	5-6	1-1-2	0	0	1	1	0	13
F16	Michigan State											
F20	at Nebraska											
F26	at Penn State											
M2	Wisconsin											
M6	Indiana											

GAME 22 // PURDUE vs. MICHIGAN STATE // FEBRUARY 16, 2021

INDIVIDUAL GAME-BY-GAME STATISTICS														
#21   Matt Frost														
Date	Opponent	Min.	FG	3FG	FT	O-D-T	PF	A	TO	B	S	Pts.		
N25	vs. Liberty				-- DID NOT PLAY --									
N26	vs. Clemson				-- DID NOT PLAY --									
D1	Oakland	3	1-1	1-1	0-0	0-0-0	0	1	0	0	0	3		
D4	Valparaiso				-- DID NOT PLAY --									
D8	at Miami				-- DID NOT PLAY --									
D12	Indiana State				-- DID NOT PLAY --									
D16	[20] Ohio State				-- DID NOT PLAY --									
D19	vs. Notre Dame				-- DID NOT PLAY --									
D22	at [4] Iowa				-- DID NOT PLAY --									
D25	Maryland				-- DID NOT PLAY --									
D29	at [14] Rutgers				-- DID NOT PLAY --									
J2	at [15] Illinois				-- DID NOT PLAY --									
J5	Nebraska				-- POSTPONED --									
J8	at [23] Michigan State				-- DID NOT PLAY --									
J14	at Indiana				-- DID NOT PLAY --									
J17	Penn State				-- DID NOT PLAY --									
J19	at [15] Ohio State				-- DID NOT PLAY --									
J22	[7] Michigan				-- DID NOT PLAY --									
J30	[21] Minnesota				-- DID NOT PLAY --									
F2	at Maryland				-- DID NOT PLAY --									
F6	Northwestern				-- DID NOT PLAY --									
F11	at Minnesota				-- DID NOT PLAY --									
F16	Michigan State													
F20	at Nebraska													
F26	at Penn State													
M2	Wisconsin													
M6	Indiana													
#22   Chase Martin														
Date	Opponent	Min.	FG	3FG	FT	O-D-T	PF	A	TO	B	S	Pts.		
N25	vs. Liberty				-- DID NOT PLAY --									
N26	vs. Clemson				-- DID NOT PLAY --									
D1	Oakland	3	0-1	0-1	0-0	0-0-0	0	0	0	0	0	0		
D4	Valparaiso				-- DID NOT PLAY --									
D8	at Miami				-- DID NOT PLAY --									
D12	Indiana State				-- DID NOT PLAY --									
D16	[20] Ohio State				-- DID NOT PLAY --									
D19	vs. Notre Dame				-- DID NOT PLAY --									
D22	at [4] Iowa				-- DID NOT PLAY --									
D25	Maryland				-- DID NOT PLAY --									
D29	at [14] Rutgers				-- DID NOT PLAY --									
J2	at [15] Illinois				-- DID NOT PLAY --									
J5	Nebraska				-- POSTPONED --									
J8	at [23] Michigan State				-- DID NOT PLAY --									
J14	at Indiana				-- DID NOT PLAY --									
J17	Penn State				-- DID NOT PLAY --									
J19	at [15] Ohio State				-- DID NOT PLAY --									
J22	[7] Michigan				-- DID NOT PLAY --									
J30	[21] Minnesota				-- DID NOT PLAY --									
F2	at Maryland				-- DID NOT PLAY --									
F6	Northwestern				-- DID NOT PLAY --									
F11	at Minnesota				-- DID NOT PLAY --									
F16	Michigan State													
F20	at Nebraska													
F26	at Penn State													
M2	Wisconsin													
M6	Indiana													
#23   Jaden Ivey														
Date	Opponent	Min.	FG	3FG	FT	O-D-T	PF	A	TO	B	S	Pts.		
N25	vs. Liberty	17	5-7	1-2	1-3	0-1-1	2	0	2	0	0	12		
N26	vs. Clemson				-- DID NOT PLAY --									
D1	Oakland				-- DID NOT PLAY --									
D4	Valparaiso				-- DID NOT PLAY --									
D8	at Miami				-- DID NOT PLAY --									
D12	Indiana State				-- DID NOT PLAY --									
D16	[20] Ohio State	8	2-7	0-4	0-0	0-1-1	0	0	0	0	1	4		
D19	vs. Notre Dame	13	2-5	0-1	0-0	0-3-3	2	1	0	0	1	4		
D22	at [4] Iowa	12	0-4	0-2	0-0	0-0-0	1	1	0	0	0	0		
D25	Maryland	19	4-8	2-3	1-3	1-4-5	1	4	0	0	1	11		
D29	at [14] Rutgers	20	3-9	0-4	2-2	1-1-2	3	2	0	1	0	8		
J2	at [15] Illinois	15	0-4	0-1	0-0	0-2-2	0	0	0	0	0	0		
J5	Nebraska				-- POSTPONED --									
J8	at [23] Michigan State	16	3-9	0-3	0-1	2-4-6	2	1	0	0	0	6		
J14	at Indiana	21	3-4	2-2	5-7	0-2-2	3	2	3	0	1	13		
J17	Penn State	13	2-7	0-5	2-4	1-2-3	1	1	0	0	0	6		
J19	at [15] Ohio State	27	6-12	2-6	1-3	1-3-4	1	2	2	0	0	15		
J22	• [7] Michigan	31	3-14	0-5	6-7	3-2-5	4	5	0	0	1	12		
J30	• [21] Minnesota	18	3-9	1-2	0-1	0-1-1	1	1	1	2	1	7		
F2	• at Maryland	30	5-13	0-3	4-5	0-4-4	4	3	2	1	0	14		
F6	• Northwestern	36	6-14	2-7	6-6	1-6-7	0	3	0	0	2	20		
F11	• at Minnesota	26	1-8	0-4	2-2	2-3-5	0	4	4	0	0	4		
F16	Michigan State													
F20	at Nebraska													
F26	at Penn State													
M2	Wisconsin													
M6	Indiana													
#25   Ethan Morton														
Date	Opponent	Min.	FG	3FG	FT	O-D-T	PF	A	TO	B	S	Pts.		
N25	vs. Liberty	11	0-0	0-0	0-0	0-0-0	1	2	2	0	0	0		
N26	vs. Clemson	25	0-2	0-0	0-0	0-1-1	0	5	3	0	0	0		
D1	Oakland	22	1-3	1-3	0-0	0-2-2	0	6	2	0	1	3		
D4	Valparaiso	23	2-5	1-4	0-0	1-1-2	4	0	1	0	0	5		
D8	at Miami	11	0-4	0-2	0-0	1-2-3	0	0	0	0	0	0		
D12	Indiana State	11	0-0	0-0	0-0	0-0-0	0	3	3	1	0	0		
D16	[20] Ohio State	4	0-1	0-1	0-0	0-0-0	0	0	0	0	0	0		
D19	vs. Notre Dame	6	0-1	0-1	0-0	0-0-0	0	0	0	0	0	0		
D22	at [4] Iowa	8	0-0	0-0	0-0	0-0-0	0	0	0	0	0	0		
D25	Maryland	4	0-0	0-0	0-0	0-0-0	0	0	0	0	0	0		
D29	at [14] Rutgers	3	0-1	0-1	0-0	0-0-0	0	0	0	0	0	0		
J2	at [15] Illinois	8	0-0	0-0	0-0	0-0-0	2	1	0	0	0	0		
J5	Nebraska				-- POSTPONED --									
J8	at [23] Michigan State	8	0-0	0-0	0-0	0-0-0	0	0	0	0	0	0		
J14	at Indiana	7	1-1	1-1	0-0	0-2-2	0	0	0	0	0	3		
J17	Penn State	4	0-0	0-0	0-0	0-0-0	0	0	0	0	0	0		
J19	at [15] Ohio State	3	0-0	0-0	0-0	0-2-2	0	0	0	0	0	0		
J22	[7] Michigan	16	0-1	0-0	0-0	0-1-1	2	0	1	0	0	0		
J30	[21] Minnesota	1	0-0	0-0	0-0	0-0-0	0	0	0	0	0	0		
F2	at Maryland	9	1-1	1-1	0-0	0-0-0	0	1	1	0	1	3		
F6	Northwestern				-- DID NOT PLAY --									
F11	at Minnesota	5	0-0	0-0	0-0	0-1-1	0	0	0	0	0	0		
F16	Michigan State													
F20	at Nebraska													
F26	at Penn State													
M2	Wisconsin													
M6	Indiana													

## INDIVIDUAL GAME-BY-GAME STATISTICS

## #34 | Carson Barrett

Date	Opponent	Min.	FG	3FG	FT	O-D-T	Pf	A	TO	B	S	Pts.
N25	vs. Liberty				-- DID NOT PLAY --							
N26	vs. Clemson				-- DID NOT PLAY --							
D1	Oakland				-- DID NOT PLAY --							
D4	Valparaiso				-- DID NOT PLAY --							
D8	at Miami				-- DID NOT PLAY --							
D12	Indiana State				-- DID NOT PLAY --							
D16	[20] Ohio State				-- DID NOT PLAY --							
D19	vs. Notre Dame				-- DID NOT PLAY --							
D22	at [4] Iowa				-- DID NOT PLAY --							
D25	Maryland				-- DID NOT PLAY --							
D29	at [14] Rutgers				-- DID NOT PLAY --							
J2	at [15] Illinois				-- DID NOT PLAY --							
J5	Nebraska				-- POSTPONED --							
J8	at [23] Michigan State				-- DID NOT PLAY --							
J14	at Indiana				-- DID NOT PLAY --							
J17	Penn State				-- DID NOT PLAY --							
J19	at [15] Ohio State				-- DID NOT PLAY --							
J22	[7] Michigan				-- DID NOT PLAY --							
J30	[21] Minnesota				-- DID NOT PLAY --							
F2	at Maryland				-- DID NOT PLAY --							
F6	Northwestern				-- DID NOT PLAY --							
F11	at Minnesota				-- DID NOT PLAY --							
F16	Michigan State											
F20	at Nebraska											
F26	at Penn State											
M2	Wisconsin											
M6	Indiana											

## #50 | Trevion Williams

Date	Opponent	Min.	FG	3FG	FT	O-D-T	Pf	A	TO	B	S	Pts.
N25	vs. Liberty	25	3-7	0-0	1-3	1-10-11	4	5	3	1	1	7
N26	vs. Clemson	18	4-11	0-0	2-2	3-5-8	5	2	2	0	1	10
D1	vs. Oakland	21	4-12	0-0	0-0	5-9-14	2	2	4	1	0	8
D4	vs. Valparaiso	29	7-15	0-1	3-9	4-7-11	4	2	3	0	0	17
D8	at Miami	23	4-10	0-0	0-0	3-4-7	5	0	2	0	2	8
D12	Indiana State	29	13-18	0-0	4-7	6-5-11	1	2	2	1	1	30
D16	[20] Ohio State	27	6-12	0-0	4-4	2-7-9	3	8	4	0	0	16
D19	vs. Notre Dame	23	7-12	0-0	0-3	4-3-7	2	2	2	0	1	14
D22	at [4] Iowa	29	7-14	0-1	0-1	5-4-9	3	1	2	3	0	14
D25	vs. Maryland	16	4-9	0-0	2-3	3-5-8	3	2	2	0	0	10
D29	at [14] Rutgers	29	10-12	0-0	1-1	4-8-12	1	1	2	1	0	21
J2	at [15] Illinois	26	7-14	0-0	0-3	2-6-8	3	2	2	1	1	14
J5	Nebraska				-- POSTPONED --							
J8	at [23] Michigan State	26	9-14	0-0	8-12	3-6-9	2	2	3	1	0	26
J14	at Indiana	32	9-15	0-0	4-9	3-7-10	4	2	2	0	0	22
J17	vs. Penn State	19	6-10	0-0	1-6	6-5-11	3	1	1	0	1	13
J19	at [15] Ohio State	21	7-13	0-1	2-4	2-5-7	2	1	2	0	1	16
J22	vs. [7] Michigan	26	6-19	0-0	2-4	8-3-11	4	2	1	0	1	14
J30	vs. [21] Minnesota	33	7-18	0-0	3-4	6-8-14	4	3	2	0	2	17
F2	at Maryland	33	9-12	0-0	5-6	3-8-11	2	1	3	0	0	23
F6	vs. Northwestern	16	4-9	0-0	0-0	1-2-3	4	3	2	0	0	8
F11	at Minnesota	24	11-21	0-0	2-2	5-5-10	3	0	2	2	1	24
F16	Michigan State											
F20	at Nebraska											
F26	at Penn State											
M2	Wisconsin											
M6	Indiana											

## #55 | Sasha Stefanovic

Date	Opponent	Min.	FG	3FG	FT	O-D-T	Pf	A	TO	B	S	Pts.
N25	vs. Liberty	34	3-8	3-5	0-0	0-3-3	1	5	1	0	1	9
N26	vs. Clemson	28	2-5	2-4	2-2	0-2-2	1	0	2	0	0	8
D1	vs. Oakland	29	6-9	6-9	2-2	0-1-1	1	7	0	0	0	20
D4	vs. Valparaiso	34	4-9	4-9	7-9	1-2-3	2	3	2	0	0	19
D8	at Miami	32	1-5	1-4	1-2	0-5-5	3	1	1	0	0	4
D12	vs. Indiana State	33	3-5	3-5	3-4	0-3-3	2	4	2	0	0	12
D16	vs. [20] Ohio State	37	2-7	2-7	4-4	0-2-2	3	3	1	0	1	10
D19	vs. Notre Dame	33	6-8	5-7	1-2	0-2-2	2	2	0	1	1	18
D22	at [4] Iowa	30	3-7	2-6	0-0	0-4-4	1	3	3	0	1	8
D25	vs. Maryland	30	1-1	1-1	2-2	0-5-5	2	3	1	0	1	3
D29	at [14] Rutgers	32	4-8	2-5	4-6	0-4-4	2	2	0	0	1	14
J2	at [15] Illinois	30	3-6	3-5	0-0	0-3-3	4	0	1	0	0	9
J5	Nebraska				-- POSTPONED --							
J8	at [23] Michigan State	32	1-8	1-4	0-0	0-3-3	2	0	1	0	0	3
J14	at Indiana	24	3-6	2-4	0-0	0-1-1	5	3	1	0	0	8
J17	vs. Penn State	33	5-12	3-10	2-3	1-5-6	2	2	2	0	1	15
J19	at [15] Ohio State	29	5-9	1-5	4-4	0-4-4	1	0	2	0	2	15
J22	[7] Michigan				-- DID NOT PLAY --							
J30	[21] Minnesota				-- DID NOT PLAY --							
F2	at Maryland				-- DID NOT PLAY --							
F6	Northwestern	15	0-4	0-3	4-4	0-0-0	0	1	1	0	2	4
F11	at Minnesota	21	0-3	0-2	0-0	0-1-1	1	2	1	0	0	0
F16	Michigan State											
F20	at Nebraska											
F26	at Penn State											
M2	Wisconsin											
M6	Indiana											

## Purdue Team Game-by-Game

Date	Opponent	Min.	FG	3FG	FT	O-D-T	Pf	A	TO	B	S	Pts.
N25	vs. Liberty	200	31-53	9-18	6-11	5-25-30	18	20	16	2	5	77
N26	vs. Clemson	200	26-58	9-21	9-11	13-24-37	16	11	22	3	4	70
D1	vs. Oakland	200	33-60	17-32	10-11	13-27-40	14	27	12	1	4	93
D4	vs. Valparaiso	200	19-54	6-23	24-37	11-23-34	21	13	9	1	4	68
D8	at Miami	200	21-60	4-25	8-10	13-27-40	23	11	14	2	8	54
D12	Indiana State	200	30-54	6-16	14-21	12-28-40	13	22	19	8	3	80
D16	[20] Ohio State	200	25-53	6-20	11-13	9-27-36	19	16	16	3	9	67
D19	vs. Notre Dame	200	32-65	14-28	10-15	12-28-40	18	20	6	2	6	88
D22	at [4] Iowa	200	23-58	8-25	1-3	9-26-35	16	17	14	3	6	55
D25	vs. Maryland	200	26-57	10-22	11-17	10-31-41	18	16	10	3	3	73
D29	at [14] Rutgers	200	29-59	7-26	11-14	9-24-33	15	14	8	2	2	76
J2	at [15] Illinois	200	22-56	7-16	7-12	6-2-33	20	11	14	4	3	58
J5	Nebraska				-- POSTPONED --							
J8	at [23] Michigan State	200	19-56	3-24	14-19	16-21-37	21	9	14	3	2	55
J14	at Indiana	200	25-47	11-17	20-31	7-31-38	24	15	14	1	3	81
J17	vs. Penn State	200	25-62	6-32	24-33	14-33-47	16	12	12	7	5	80
J19	at [15] Ohio State	200	26-54	5-20	10-17	9-29-38	18	4	10	1	5	67
J22	vs. [7] Michigan	200	20-65	2-12	11-15	20-21-41	16	11	14	6	6	53
J30	vs. [21] Minnesota	200	27-47	8-15	19-24	17-27-44	18	11	10	2	8	81
F2	at Maryland	200	22-50	4-17	12-15	10-23-33	15	9	15	1	3	60
F6	Northwestern	200	22-54	8-23	23-24	8-26-34	15	14	12	4	10	70
F11	at Minnesota	200	27-62	2-17	12-16	14-24-38	14	15	10	5	6	68
F16	Michigan State											
F20	at Nebraska											
F26/27	at Penn State											
M2	Wisconsin											
M6	Indiana											

## INDIVIDUAL CAREER STATISTICS

## DOWUONA, Emmanuel

				Field Goals		3-Point		F-Throws		Rebounds									Scoring	
SEASON	TEAM	GP-GS	MIN/AVG	FG-FGA	FG%	3FG-FGA	3FG%	FT-FTA	FT%	OFF	DEF	TOT	AVG	PF-FO	AST	TO	BLK	STL	PTS	AVG
2019-20	Purdue	9-0	31/3.4	6-13	.462	0-0	.000	0-0	.000	3	5	8	0.9	10-0	1	2	3	2	12	1.3
TOTAL		9-0	31/3.4	6-13	.462	0-0	.000	0-0	.000	3	5	8	0.9	10-0	1	2	3	2	12	1.3

## EDEY, Zach

				Field Goals		3-Point		F-Throws		Rebounds									Scoring	
SEASON	TEAM	GP-GS	MIN/AVG	FG-FGA	FG%	3FG-FGA	3FG%	FT-FTA	FT%	OFF	DEF	TOT	AVG	PF-FO	AST	TO	BLK	STL	PTS	AVG
2020-21	Purdue	21-2	300/14.3	58-101	.574	0-0	.000	51-70	.729	33	54	87	4.1	46-1	4	31	23	4	167	8.0
TOTAL		21-2	300/14.3	58-101	.574	0-0	.000	51-70	.729	33	54	87	4.1	46-1	4	31	23	4	167	8.0

## FROST, Matt

				Field Goals		3-Point		F-Throws		Rebounds									Scoring	
SEASON	TEAM	GP-GS	MIN/AVG	FG-FGA	FG%	3FG-FGA	3FG%	FT-FTA	FT%	OFF	DEF	TOT	AVG	PF-FO	AST	TO	BLK	STL	PTS	AVG
2019-20	Purdue	9-0	17/1.9	1-2	.500	0-1	.000	0-0	.000	0	1	1	0.1	1-0	0	0	0	0	2	0.2
2020-21	Purdue	1-0	3/3.4	1-1	1.000	1-1	1.000	0-0	.000	0	0	0	0.0	0-0	1	0	0	0	3	3.0
TOTAL		10-0	21/2.1	2-3	.667	1-2	.500	0-0	.000	0	1	1	0.1	1-0	1	0	0	0	5	0.5

## GILLIS, Mason

				Field Goals		3-Point		F-Throws		Rebounds									Scoring	
SEASON	TEAM	GP-GS	MIN/AVG	FG-FGA	FG%	3FG-FGA	3FG%	FT-FTA	FT%	OFF	DEF	TOT	AVG	PF-FO	AST	TO	BLK	STL	PTS	AVG
2020-21	Purdue	21-16	454/21.6	39-80	.488	17-48	.354	19-24	.792	30	51	81	3.9	53-2	27	22	2	11	114	5.4
TOTAL		21-16	454/21.6	39-80	.488	17-48	.354	19-24	.792	30	51	81	3.9	53-2	27	22	2	11	114	5.4

## HUNTER JR., Eric

				Field Goals		3-Point		F-Throws		Rebounds									Scoring	
SEASON	TEAM	GP-GS	MIN/AVG	FG-FGA	FG%	3FG-FGA	3FG%	FT-FTA	FT%	OFF	DEF	TOT	AVG	PF-FO	AST	TO	BLK	STL	PTS	AVG
2018-19	Purdue	36-1	450/12.5	27-89	.303	10-46	.217	15-21	.714	16	34	50	1.4	37-0	39	21	3	13	79	2.2
2019-20	Purdue	31-30	974/31.4	117-282	.415	43-121	.355	51-67	.761	38	63	101	3.3	77-2	82	61	4	32	328	10.6
2020-21	Purdue	17-16	530/31.2	56-151	.371	17-62	.274	36-40	.900	11	33	44	2.6	33-0	55	35	1	20	165	9.7
TOTAL		84-47	1954/23.3	200-522	.383	70-229	.306	102-128	.797	65	130	195	2.3	147-2	176	117	8	65	572	6.8

## IVEY, Jaden

				Field Goals		3-Point		F-Throws		Rebounds									Scoring	
SEASON	TEAM	GP-GS	MIN/AVG	FG-FGA	FG%	3FG-FGA	3FG%	FT-FTA	FT%	OFF	DEF	TOT	AVG	PF-FO	AST	TO	BLK	STL	PTS	AVG
2020-21	Purdue	16-5	323/20.2	48-134	.358	10-54	.185	30-44	.682	12	39	51	3.2	25-0	30	17	4	8	136	8.5
TOTAL		16-5	323/20.2	48-134	.358	10-54	.185	30-44	.682	12	39	51	3.2	25-0	30	17	4	8	136	8.5

## MARTIN, Chase

				Field Goals		3-Point		F-Throws		Rebounds									Scoring	
SEASON	TEAM	GP-GS	MIN/AVG	FG-FGA	FG%	3FG-FGA	3FG%	FT-FTA	FT%	OFF	DEF	TOT	AVG	PF-FO	AST	TO	BLK	STL	PTS	AVG
2020-21	Purdue	1-0	3/3.4	0-1	.000	0-1	.000	0-0	.000	0	0	0	0.0	0-0	0	0	0	0	0	0.0
TOTAL		1-0	3/3.4	0-1	.000	0-1	.000	0-0	.000	0	0	0	0.0	0-0	0	0	0	0	0	0.0

## MORTON, Ethan

				Field Goals		3-Point		F-Throws		Rebounds									Scoring	
SEASON	TEAM	GP-GS	MIN/AVG	FG-FGA	FG%	3FG-FGA	3FG%	FT-FTA	FT%	OFF	DEF	TOT	AVG	PF-FO	AST	TO	BLK	STL	PTS	AVG
2020-21	Purdue	20-0	189/9.5	5-20	.250	4-14	.286	0-0	.000	2	12	14	0.7	9-0	18	13	1	2	14	0.7
TOTAL		20-0	189/9.5	5-20	.250	4-14	.286	0-0	.000	2	12	14	0.7	9-0	18	13	1	2	14	0.7



## INDIVIDUAL CAREER STATISTICS

## NEWMAN, Brandon

				Field Goals		3-Point		F-Throws		Rebounds									Scoring	
SEASON	TEAM	GP-GS	MIN/AVG	FG-FGA	FG%	3FG-FGA	3FG%	FT-FTA	FT%	OFF	DEF	TOT	AVG	PF-FO	AST	TO	BLK	STL	PTS	AVG
2020-21	Purdue	21-21	545/26.0	70-165	.424	34-79	.430	25-26	.962	9	62	71	3.4	41-1	30	32	9	18	199	9.5
TOTAL		21-21	545/26.0	70-165	.424	34-79	.430	25-26	.962	9	62	71	3.4	41-1	30	32	9	18	199	9.5

## STEFANOVIC, Sasha

				Field Goals		3-Point		F-Throws		Rebounds									Scoring	
SEASON	TEAM	GP-GS	MIN/AVG	FG-FGA	FG%	3FG-FGA	3FG%	FT-FTA	FT%	OFF	DEF	TOT	AVG	PF-FO	AST	TO	BLK	STL	PTS	AVG
2018-19	Purdue	36-0	419/11.6	30-77	.390	25-61	.410	5-14	.357	3	37	40	1.1	43-0	16	25	4	20	90	2.5
2019-20	Purdue	30-22	792/26.4	85-221	.385	64-167	.383	40-49	.816	5	68	73	2.4	62-2	51	41	9	30	274	9.1
2020-21	Purdue	18-16	534/29.7	52-120	.433	41-95	.432	36-44	.818	2	50	52	2.9	35-1	41	22	1	11	181	10.1
TOTAL		84-38	1745/20.8	167-418	.400	130-323	.402	81-107	.757	10	155	165	2.0	140-3	108	88	14	61	545	6.5

## THOMPSON, Isaiah

				Field Goals		3-Point		F-Throws		Rebounds									Scoring	
SEASON	TEAM	GP-GS	MIN/AVG	FG-FGA	FG%	3FG-FGA	3FG%	FT-FTA	FT%	OFF	DEF	TOT	AVG	PF-FO	AST	TO	BLK	STL	PTS	AVG
2019-20	Purdue	31-0	581/18.7	58-164	.354	36-100	.360	21-31	.677	5	28	33	1.1	43-0	21	24	1	13	173	5.6
2020-21	Purdue	21-5	395/18.8	28-63	.444	17-40	.425	22-29	.759	10	20	30	1.4	23-0	23	12	0	4	95	4.5
TOTAL		52-5	975/18.8	86-227	.379	53-140	.379	43-60	.717	15	48	63	1.2	66-0	44	36	1	17	268	5.2

## WHEELER, Aaron

				Field Goals		3-Point		F-Throws		Rebounds									Scoring	
SEASON	TEAM	GP-GS	MIN/AVG	FG-FGA	FG%	3FG-FGA	3FG%	FT-FTA	FT%	OFF	DEF	TOT	AVG	PF-FO	AST	TO	BLK	STL	PTS	AVG
2018-19	Purdue	36-0	494/13.7	60-135	.444	31-85	.365	19-31	.613	34	75	109	3.0	65-1	15	24	17	21	170	4.7
2019-20	Purdue	31-9	548/17.7	37-144	.257	21-97	.216	17-20	.850	30	99	129	4.2	59-3	29	30	11	20	112	3.6
2020-21	Purdue	21-5	394/18.8	28-80	.350	10-51	.196	4-9	.444	19	75	94	4.5	39-1	24	23	12	14	70	3.3
TOTAL		88-14	1436/16.3	125-359	.348	62-233	.266	40-60	.667	83	249	332	3.8	163-5	68	77	40	55	352	4.0

## WILLIAMS, Trevion

				Field Goals		3-Point		F-Throws		Rebounds									Scoring	
SEASON	TEAM	GP-GS	MIN/AVG	FG-FGA	FG%	3FG-FGA	3FG%	FT-FTA	FT%	OFF	DEF	TOT	AVG	PF-FO	AST	TO	BLK	STL	PTS	AVG
2018-19	Purdue	34-8	350/10.3	78-144	.542	1-3	.333	19-37	.514	61	76	137	4.0	65-1	18	19	15	12	176	5.2
2019-20	Purdue	31-22	665/21.4	154-299	.515	3-9	.333	45-94	.479	104	133	237	7.6	72-2	45	51	13	20	356	11.5
2020-21	Purdue	21-19	525/25.0	144-277	.520	0-3	.000	44-83	.530	79	122	201	9.6	64-2	44	48	11	13	332	15.8
TOTAL		86-49	1540/17.9	376-720	.522	4-15	.267	108-214	.505	244	331	575	6.7	201-5	107	118	39	45	864	10.0

## WULBRUN, Jared

				Field Goals		3-Point		F-Throws		Rebounds									Scoring	
SEASON	TEAM	GP-GS	MIN/AVG	FG-FGA	FG%	3FG-FGA	3FG%	FT-FTA	FT%	OFF	DEF	TOT	AVG	PF-FO	AST	TO	BLK	STL	PTS	AVG
2018-19	CLU	25-23	682/27.3	50-132	.379	43-120	.358	21-26	.808	1	38	39	1.6	39-0	40	33	0	10	164	6.6
2019-20	Purdue	9-0	17/1.9	1-2	.500	1-2	.500	0-0	.000	0	0	0	0.0	0-0	2	2	0	0	3	0.3
2020-21	Purdue	1-0	3/3.4	1-1	1.000	1-1	1.000	0-0	.000	0	0	0	0.0	0-0	1	0	0	0	3	3.0
TOTAL FOR Purdue		10-0	21/2.1	2-3	.667	2-3	.667	0-0	.000	0	0	0	0.0	0-0	3	2	0	0	6	0.6
TOTAL		35-23	702/20.1	52-135	.385	45-123	.366	21-26	.808	1	38	39	1.1	39-0	43	35	0	10	170	4.9



GAME 22 // PURDUE vs. MICHIGAN STATE // FEBRUARY 16, 2021

SEASON / CAREER HIGHS			
#0   MASON GILLIS			
Points			
S:	12, Two Times		
C:	12, Two Times		
Rebounds			
S:	9, Two Times		
C:	9, Two Times		
Assists			
S:	3, Three Times		
C:	3, Three Times		
Steals			
S:	2, Three Times		
C:	2, Three Times		
Blocked Shots			
S:	1, Two Times		
C:	1, Two Times		
Field Goals Made			
S:	4, Three Times		
C:	4, Three Times		
Field Goal Attempts			
S:	10 vs. Miami (12-8-20)		
C:	10 vs. Miami (12-8-20)		
Three-Pointers Made			
S:	3 vs. Northwestern (2-6-21)		
C:	3 vs. Northwestern (2-6-21)		
Three-Point Attempts			
S:	6 vs. Penn State (1-17-21)		
C:	6 vs. Penn State (1-17-21)		
Free Throws Made			
S:	6 vs. Penn State (1-17-21)		
C:	6 vs. Penn State (1-17-21)		
Free Throw Attempts			
S:	6 vs. Penn State (1-17-21)		
C:	6 vs. Penn State (1-17-21)		
Minutes			
S:	31 vs. [14] Rutgers (12-29-20)		
C:	31 vs. [14] Rutgers (12-29-20)		
#5   BRANDON NEWMAN			
Points			
S:	29 vs. [21] Minnesota (1-30-21)		
C:	29 vs. [21] Minnesota (1-30-21)		
Rebounds			
S:	8 vs. [4] Iowa (12-22-20)		
C:	8 vs. [4] Iowa (12-22-20)		
Assists			
S:	4, Two Times		
C:	4, Two Times		
Steals			
S:	2, Five Times		
C:	2, Five Times		
Blocked Shots			
S:	3 vs. Penn State (1-17-21)		
C:	3 vs. Penn State (1-17-21)		
Field Goals Made			
S:	9 vs. [21] Minnesota (1-30-21)		
C:	9 vs. [21] Minnesota (1-30-21)		
Field Goal Attempts			
S:	14, Two Times		
C:	14, Two Times		
Three-Pointers Made			
S:	5 vs. [21] Minnesota (1-30-21)		
C:	5 vs. [21] Minnesota (1-30-21)		
Three-Point Attempts			
S:	7, Three Times		
C:	7, Three Times		
Free Throws Made			
S:	6, Two Times		
C:	6, Two Times		
Free Throw Attempts			
S:	6, Two Times		
C:	6, Two Times		
Minutes			
S:	37 vs. Clemson (11-26-20)		
C:	37 vs. Clemson (11-26-20)		
#1   AARON WHEELER			
Points			
S:	10, Two Times		
C:	15 vs. [23] Maryland (12-6-18)		
Rebounds			
S:	13 vs. Indiana State (12-12-20)		
C:	13 vs. Indiana State (12-12-20)		
Assists			
S:	4 vs. Liberty (11-25-20)		
C:	5, Two Times		
Steals			
S:	3 vs. [20] Ohio State (12-16-20)		
C:	4 vs. Texas (11-9-19)		
Blocked Shots			
S:	4 vs. Indiana State (12-12-20)		
C:	4 vs. Indiana State (12-12-20)		
Field Goals Made			
S:	4, Three Times		
C:	6 vs. [23] Maryland (12-6-18)		
Field Goal Attempts			
S:	8 vs. Oakland (12-1-20)		
C:	12, Two Times		
Three-Pointers Made			
S:	2, Two Times		
C:	3, Four Times		
Three-Point Attempts			
S:	5 vs. [23] Michigan State (1-8-21)		
C:	7, Three Times		
Free Throws Made			
S:	2 vs. Notre Dame (12-19-20)		
C:	5 vs. Rutgers (1-15-19)		
Free Throw Attempts			
S:	2, Three Times		
C:	8 vs. Rutgers (1-15-19)		
Minutes			
S:	29, Two Times		
C:	34 vs. Texas (11-9-19)		
#2   ERIC HUNTER JR.			
Points			
S:	18 vs. Notre Dame (12-19-20)		
C:	19 vs. [18] Iowa (3-3-20)		
Rebounds			
S:	6, Two Times		
C:	7, Four Times		
Assists			
S:	8 vs. Notre Dame (12-19-20)		
C:	8 vs. Notre Dame (12-19-20)		
Steals			
S:	4 vs. Northwestern (2-6-21)		
C:	4 vs. Northwestern (2-6-21)		
Blocked Shots			
S:	1 vs. Minnesota (2-11-21)		
C:	1, Seven Times		
Field Goals Made			
S:	6, Four Times		
C:	7 vs. Green Bay (11-6-19)		
Field Goal Attempts			
S:	15, Two Times		
C:	15, Two Times		
Three-Pointers Made			
S:	4 vs. Notre Dame (12-19-20)		
C:	4, Two Times		
Three-Point Attempts			
S:	7 vs. Notre Dame (12-19-20)		
C:	8, Two Times		
Free Throws Made			
S:	6 vs. Penn State (1-17-21)		
C:	7 vs. [18] Iowa (3-3-20)		
Free Throw Attempts			
S:	6 vs. Penn State (1-17-21)		
C:	8, Two Times		
Minutes			
S:	39 vs. [21] Minnesota (1-30-21)		
C:	47 vs. [19] Michigan (1-9-20)		
#4   EMMANUEL DOWUONA			
Points			
S:	0		
C:	4 vs. Chicago State (11-16-19)		
Rebounds			
S:	0		
C:	3 vs. Central Michigan (12-28-19)		
Assists			
S:	0		
C:	1 vs. Central Michigan (12-28-19)		
Steals			
S:	0		
C:	1 vs. Chicago State (11-16-19)		
Blocked Shots			
S:	0		
C:	2 vs. Chicago State (11-16-19)		
Field Goals Made			
S:	0		
C:	2 vs. Chicago State (11-16-19)		
Field Goal Attempts			
S:	0		
C:	4 vs. Jacksonville State (11-23-19)		
Three-Pointers Made			
S:	0		
C:	0		
Three-Point Attempts			
S:	0		
C:	0		
Free Throws Made			
S:	0		
C:	0		
Free Throw Attempts			
S:	0		
C:	0		
Minutes			
S:	0		
C:	9 vs. Chicago State (11-16-19)		
#11   ISAIAH THOMPSON			
Points			
S:	17 vs. [14] Rutgers (12-29-20)		
C:	17, Two Times		
Rebounds			
S:	4 vs. [4] Iowa (12-22-20)		
C:	4, Two Times		
Assists			
S:	6 vs. Oakland (12-1-20)		
C:	6 vs. Oakland (12-1-20)		
Steals			
S:	1, Four Times		
C:	3 vs. Central Michigan (12-28-19)		
Blocked Shots			
S:	0		
C:	1 vs. Central Michigan (12-28-19)		
Field Goals Made			
S:	7 vs. [14] Rutgers (12-29-20)		
C:	7 vs. [14] Rutgers (12-29-20)		
Field Goal Attempts			
S:	10 vs. Clemson (11-26-20)		
C:	11, Two Times		
Three-Pointers Made			
S:	3, Two Times		
C:	5 vs. Chicago State (11-16-19)		
Three-Point Attempts			
S:	5 vs. Clemson (11-26-20)		
C:	10 vs. Chicago State (11-16-19)		
Free Throws Made			
S:	9 vs. Valparaiso (12-4-20)		
C:	9 vs. Valparaiso (12-4-20)		
Free Throw Attempts			
S:	12 vs. Valparaiso (12-4-20)		
C:	12, Two Times		
Minutes			
S:	36 vs. Valparaiso (12-4-20)		
C:	40 vs. [19] Michigan (1-9-20)		
#14   JARED WULBRUN			
Points			
S:	3 vs. Oakland (12-1-20)		
C:	19 vs. Redlands (2-13-19)		
Rebounds			
S:	0		
C:	4, Two Times		
Assists			
S:	1 vs. Oakland (12-1-20)		
C:	5 vs. UC Santa Cruz (1-26-19)		
Steals			
S:	0		
C:	2 vs. Pacific, Ore. (11-21-19)		
Blocked Shots			
S:	0		
C:	0		
Field Goals Made			
S:	1 vs. Oakland (12-1-20)		
C:	6 vs. Redlands (2-13-19)		
Field Goal Attempts			
S:	1 vs. Oakland (12-1-20)		
C:	12 vs. Pomona-Pitzer (2-9-19)		
Three-Pointers Made			
S:	1 vs. Oakland (12-1-20)		
C:	5, Two Times		
Three-Point Attempts			
S:	1 vs. Oakland (12-1-20)		
C:	9, Four Times		
Free Throws Made			
S:	0		
C:	5, Three Times		
Free Throw Attempts			
S:	0		
C:	6, Two Times		
Minutes			
S:	3 vs. Oakland (12-1-20)		
C:	36 vs. Redlands (1-9-19)		
#15   ZACH EDEY			
Points			
S:	19 vs. Liberty (11-25-20)		
C:	19 vs. Liberty (11-25-20)		
Rebounds			
S:	11 vs. Northwestern (2-6-21)		
C:	11 vs. Northwestern (2-6-21)		
Assists			
S:	1, Four Times		
C:	1, Four Times		
Steals			
S:	1, Three Times		
C:	1, Three Times		
Blocked Shots			
S:	4 vs. Northwestern (2-6-21)		
C:	4 vs. Northwestern (2-6-21)		
Field Goals Made			
S:	9 vs. Liberty (11-25-20)		
C:	9 vs. Liberty (11-25-20)		
Field Goal Attempts			
S:	10 vs. Liberty (11-25-20)		
C:	10 vs. Liberty (11-25-20)		
Three-Pointers Made			
S:	0		
C:	0		
Three-Point Attempts			
S:	0		
C:	0		
Free Throws Made			
S:	8 vs. Northwestern (2-6-21)		
C:	8 vs. Northwestern (2-6-21)		
Free Throw Attempts			
S:	8 vs. Northwestern (2-6-21)		
C:	8 vs. Northwestern (2-6-21)		
Minutes			
S:	23 vs. Northwestern (2-6-21)		
C:	23 vs. Northwestern (2-6-21)		

## SEASON / CAREER HIGHS

## #21 | MATT FROST

Points	
S:	3 vs. Oakland (12-1-20)
C:	3 vs. Oakland (12-1-20)
Rebounds	
S:	0
C:	1 vs. [8] Michigan State (1-12-20)
Assists	
S:	1 vs. Oakland (12-1-20)
C:	1 vs. Oakland (12-1-20)
Steals	
S:	0
C:	0
Blocked Shots	
S:	0
C:	0
Field Goals Made	
S:	1 vs. Oakland (12-1-20)
C:	1, Two Times
Field Goal Attempts	
S:	1 vs. Oakland (12-1-20)
C:	2 vs. Central Michigan (12-28-19)
Three-Pointers Made	
S:	1 vs. Oakland (12-1-20)
C:	1 vs. Oakland (12-1-20)
Three-Point Attempts	
S:	1 vs. Oakland (12-1-20)
C:	1, Two Times
Free Throws Made	
S:	0
C:	0
Free Throw Attempts	
S:	0
C:	0
Minutes	
S:	3 vs. Oakland (12-1-20)
C:	4 vs. Central Michigan (12-28-19)

## #34 | CARSON BARRETT

Points	
S:	0
C:	0
Rebounds	
S:	0
C:	0
Assists	
S:	0
C:	0
Steals	
S:	0
C:	0
Blocked Shots	
S:	0
C:	0
Field Goals Made	
S:	0
C:	0
Field Goal Attempts	
S:	0
C:	0
Three-Pointers Made	
S:	0
C:	0
Three-Point Attempts	
S:	0
C:	0
Free Throws Made	
S:	0
C:	0
Free Throw Attempts	
S:	0
C:	0
Minutes	
S:	0
C:	0

## #22 | CHASE MARTIN

Points	
S:	0
C:	0
Rebounds	
S:	0
C:	0
Assists	
S:	0
C:	0
Steals	
S:	0
C:	0
Blocked Shots	
S:	0
C:	0
Field Goals Made	
S:	0
C:	0
Field Goal Attempts	
S:	0
C:	0
Three-Pointers Made	
S:	0
C:	0
Three-Point Attempts	
S:	1 vs. Oakland (12-1-20)
C:	1 vs. Oakland (12-1-20)
Free Throws Made	
S:	0
C:	0
Free Throw Attempts	
S:	0
C:	0
Minutes	
S:	3 vs. Oakland (12-1-20)
C:	3 vs. Oakland (12-1-20)

## #50 | TREVION WILLIAMS

Points	
S:	30 vs. Indiana State (12-12-20)
C:	36 vs. [19] Michigan (1-9-20)
Rebounds	
S:	14, Two Times
C:	20 vs. [19] Michigan (1-9-20)
Assists	
S:	8 vs. [20] Ohio State (12-16-20)
C:	8 vs. [20] Ohio State (12-16-20)
Steals	
S:	2, Two Times
C:	4 vs. [17] Butler (12-21-19)
Blocked Shots	
S:	3 vs. [4] Iowa (12-22-20)
C:	3 vs. [4] Iowa (12-22-20)
Field Goals Made	
S:	13 vs. Indiana State (12-12-20)
C:	16 vs. [19] Michigan (1-9-20)
Field Goal Attempts	
S:	21 vs. Minnesota (2-11-21)
C:	28 vs. [19] Michigan (1-9-20)
Three-Pointers Made	
S:	0
C:	1, Three Times
Three-Point Attempts	
S:	1 vs. Valparaiso (12-4-20)
C:	2 vs. Ohio State (2-15-20)
Free Throws Made	
S:	8 vs. [23] Michigan State (1-8-21)
C:	8 vs. [23] Michigan State (1-8-21)
Free Throw Attempts	
S:	12 vs. [23] Michigan State (1-8-21)
C:	12 vs. [23] Michigan State (1-8-21)
Minutes	
S:	33, Two Times
C:	44 vs. [19] Michigan (1-9-20)

## #23 | JADEN IVEY

Points	
S:	20 vs. Northwestern (2-6-21)
C:	20 vs. Northwestern (2-6-21)
Rebounds	
S:	7 vs. Northwestern (2-6-21)
C:	7 vs. Northwestern (2-6-21)
Assists	
S:	5 vs. [7] Michigan (1-22-21)
C:	5 vs. [7] Michigan (1-22-21)
Steals	
S:	2 vs. Northwestern (2-6-21)
C:	2 vs. Northwestern (2-6-21)
Blocked Shots	
S:	2 vs. [21] Minnesota (1-30-21)
C:	2 vs. [21] Minnesota (1-30-21)
Field Goals Made	
S:	6, Two Times
C:	6, Two Times
Field Goal Attempts	
S:	14, Two Times
C:	14, Two Times
Three-Pointers Made	
S:	2, Four Times
C:	2, Four Times
Three-Point Attempts	
S:	7 vs. Northwestern (2-6-21)
C:	7 vs. Northwestern (2-6-21)
Free Throws Made	
S:	6, Two Times
C:	6, Two Times
Free Throw Attempts	
S:	7, Two Times
C:	7, Two Times
Minutes	
S:	36 vs. Northwestern (2-6-21)
C:	36 vs. Northwestern (2-6-21)


## #55 | SASHA STEFANOVIC

Points	
S:	20 vs. Oakland (12-1-20)
C:	23 vs. Central Michigan (12-28-19)
Rebounds	
S:	6 vs. Penn State (1-17-21)
C:	8 vs. [17] Maryland (1-18-20)
Assists	
S:	7 vs. Oakland (12-1-20)
C:	7 vs. Oakland (12-1-20)
Steals	
S:	2 vs. [15] Ohio State (1-19-21)
C:	4 vs. [5] Virginia (12-4-19)
Blocked Shots	
S:	1 vs. Notre Dame (12-19-20)
C:	3 vs. [8] Michigan State (1-12-20)
Field Goals Made	
S:	6, Two Times
C:	8 vs. Central Michigan (12-28-19)
Field Goal Attempts	
S:	12 vs. Penn State (1-17-21)
C:	13 vs. Central Michigan (12-28-19)
Three-Pointers Made	
S:	6 vs. Oakland (12-1-20)
C:	7 vs. Central Michigan (12-28-19)
Three-Point Attempts	
S:	10 vs. Penn State (1-17-21)
C:	10, Three Times
Free Throws Made	
S:	7 vs. Valparaiso (12-4-20)
C:	7 vs. Valparaiso (12-4-20)
Free Throw Attempts	
S:	9 vs. Valparaiso (12-4-20)
C:	9 vs. Valparaiso (12-4-20)
Minutes	
S:	37 vs. [20] Ohio State (12-16-20)
C:	46 vs. Minnesota (1-2-20)

## #25 | ETHAN MORTON

Points	
S:	5 vs. Valparaiso (12-4-20)
C:	5 vs. Valparaiso (12-4-20)
Rebounds	
S:	2, Four Times
C:	2, Four Times
Assists	
S:	6 vs. Oakland (12-1-20)
C:	6 vs. Oakland (12-1-20)
Steals	
S:	1 vs. Oakland (12-1-20)
C:	1 vs. Oakland (12-1-20)
Blocked Shots	
S:	0
C:	0
Field Goals Made	
S:	2 vs. Valparaiso (12-4-20)
C:	2 vs. Valparaiso (12-4-20)
Field Goal Attempts	
S:	5 vs. Valparaiso (12-4-20)
C:	5 vs. Valparaiso (12-4-20)
Three-Pointers Made	
S:	1, Four Times
C:	1, Four Times
Three-Point Attempts	
S:	4 vs. Valparaiso (12-4-20)
C:	4 vs. Valparaiso (12-4-20)
Free Throws Made	
S:	0
C:	0
Free Throw Attempts	
S:	0
C:	0
Minutes	
S:	25 vs. Clemson (11-26-20)
C:	25 vs. Clemson (11-26-20)

# GAME 22 // PURDUE vs. MICHIGAN STATE // FEBRUARY 16, 2021

	<b>PURDUE BOILERMAKERS</b> 2020-21 Record: 13-8 (8-6 Big Ten)   AP Ranking: RV   Streak: Loss-1 Scoring Offense: 70.4   Scoring Defense: 66.7   Scoring Margin: +3.7 Field Goal Pct.: .444   Field Goal Pct. Defense: .419   3-Pt. Percentage: .339 Rebound Margin: +6.4   Turnover Margin: -1.5										<ul style="list-style-type: none"><li>• Purdue is one of four schools (Gonzaga, Kentucky, Michigan) to make three straight Sweet 16 appearances.</li><li>• Purdue became the 11th program in NCAA history to win 1,850 games, coming in the win vs. Northwestern.</li><li>• <b>Matt Painter</b> recorded his 350th win at Purdue and 175th Big Ten win in the victory over Northwestern.</li><li>• Purdue has four comebacks of 11 or more points this season, tied for the most in school history (1982-83; also 4).</li><li>• A Purdue freshman has been named the Big Ten Freshman of the Week in four straight weeks (6-of-11 overall). - XXXXXX</li><li>• Purdue is just 35-of-136 (.257) from 3-point range in the last seven games.</li></ul>																																																																					
	<b>National Rankings:</b> 24 / Associated Press 25 / Coaches										<b>#0   Mason Gillis   R-Fr.   Forward</b> <b>6-6   230   New Castle, Ind.   New Castle</b> GP / GS PPG RPG APG Blks. Stls. FG % 3P % FT % 21 / 16 5.4 3.9 1.3 2 11 .488 .354 .792																																																																					
	<b>2020-21 Record / Conf:</b> 13-8 / 8-6 Big Ten										<b>#1   Aaron Wheeler   Jr.   Forward</b> <b>6-9   205   Stamford, Conn.   Brewster Academy (N.H.)</b> GP / GS PPG RPG APG Blks. Stls. FG % 3P % FT % 21 / 5 3.3 4.5 1.1 12 14 .350 .196 4-9																																																																					
	<b>Last Game:</b> Lost to Minnesota 71-68 Feb. 11, 2021										<b>#2   Eric Hunter Jr.   Jr.   Guard</b> <b>6-4   170   Indianapolis, Ind.   Tindley Prep</b> GP / GS PPG RPG APG Blks. Stls. FG % 3P % FT % 17 / 16 9.7 2.6 3.2 1 20 .371 .274 .900																																																																					
	<b>Next Game:</b> Feb. 20, 2021 at Nebraska										<b>#4   Emmanuel Dowuona   So.   Center   (doo-wanna)</b> <b>6-10   245   Miami, Fla.   Westwood Christian</b> GP / GS PPG RPG APG Blks. Stls. FG % 3P % FT % 0 / 0 -- -- -- -- -- -- -- --																																																																					
	<b>Head Coach:</b> Matt Painter PUR: 350-182 / 16th CAR: 375-187 / 17th										<b>#5   Brandon Newman   R-Fr.   Guard</b> <b>6-5   195   Valparaiso, Ind.   Valparaiso</b> GP / GS PPG RPG APG Blks. Stls. FG % 3P % FT % 21 / 21 9.5 3.4 1.4 9 18 .424 .430 .962																																																																					
	<b>Assistant Coaches:</b> Brandon Brantley Steve Lutz Micah Shrewsberry Elliot Bloom (DBO)										<b>#11   Isaiah Thompson   So.   Guard</b> <b>6-1   160   Zionsville, Ind.   Zionsville</b> GP / GS PPG RPG APG Blks. Stls. FG % 3P % FT % 21 / 5 4.5 1.4 1.1 0 4 .444 .425 .759																																																																					
	<b>2020-21 SCHEDULE</b> <table><tr><th>Opponent</th><th>Date / Result</th></tr><tr><td>vs. Liberty</td><td>W, 77-64</td></tr><tr><td>vs. Clemson</td><td>L, 70-81</td></tr><tr><td>Oakland</td><td>W, 93-50</td></tr><tr><td>Valparaiso</td><td>W, 68-61</td></tr><tr><td>at Miami</td><td>L, 54-58</td></tr><tr><td>Indiana State</td><td>W, 80-68</td></tr><tr><td>[20] Ohio State</td><td>W, 67-60</td></tr><tr><td>vs. Notre Dame</td><td>W, 88-78</td></tr><tr><td>at [4] Iowa</td><td>L, 55-70</td></tr><tr><td>Maryland</td><td>W, 73-70</td></tr><tr><td>at [14] Rutgers</td><td>L, 76-81</td></tr><tr><td>at [15] Illinois</td><td>L, 58-66</td></tr><tr><td>Nebraska</td><td>POSTPONED</td></tr><tr><td>at [23] Michigan State</td><td>W, 55-54</td></tr><tr><td>at Indiana</td><td>W, 81-69</td></tr><tr><td>Penn State</td><td>W, 80-72</td></tr><tr><td>at [15] Ohio State</td><td>W, 67-65</td></tr><tr><td>[7] Michigan</td><td>L, 53-70</td></tr><tr><td>[21] Minnesota</td><td>W, 81-62</td></tr><tr><td>at Maryland</td><td>L, 60-61</td></tr><tr><td>Northwestern</td><td>W, 75-70</td></tr><tr><td>L, 68-71</td><td></td></tr><tr><td>Michigan State</td><td>F16</td></tr><tr><td>at Nebraska</td><td>F20</td></tr><tr><td>at Penn State</td><td>F26</td></tr><tr><td>Wisconsin</td><td>M2</td></tr><tr><td>Indiana</td><td>M6</td></tr><tr><td>Big Ten Tournament</td><td>M10-14</td></tr><tr><td>NCAA Tournament</td><td>TBA</td></tr></table>										Opponent	Date / Result	vs. Liberty	W, 77-64	vs. Clemson	L, 70-81	Oakland	W, 93-50	Valparaiso	W, 68-61	at Miami	L, 54-58	Indiana State	W, 80-68	[20] Ohio State	W, 67-60	vs. Notre Dame	W, 88-78	at [4] Iowa	L, 55-70	Maryland	W, 73-70	at [14] Rutgers	L, 76-81	at [15] Illinois	L, 58-66	Nebraska	POSTPONED	at [23] Michigan State	W, 55-54	at Indiana	W, 81-69	Penn State	W, 80-72	at [15] Ohio State	W, 67-65	[7] Michigan	L, 53-70	[21] Minnesota	W, 81-62	at Maryland	L, 60-61	Northwestern	W, 75-70	L, 68-71		Michigan State	F16	at Nebraska	F20	at Penn State	F26	Wisconsin	M2	Indiana	M6	Big Ten Tournament	M10-14	NCAA Tournament	TBA	<b>#14   Jared Wulbrun   So.   Guard</b> <b>5-10   185   Stanford, Calif.   Palo Alto   Cal Lutheran</b> GP / GS PPG RPG APG Blks. Stls. FG % 3P % FT % 1 / 0 3.0 0.0 1.0 0 0 1-1 1-1 0-0									
	Opponent	Date / Result																																																																														
	vs. Liberty	W, 77-64																																																																														
vs. Clemson	L, 70-81																																																																															
Oakland	W, 93-50																																																																															
Valparaiso	W, 68-61																																																																															
at Miami	L, 54-58																																																																															
Indiana State	W, 80-68																																																																															
[20] Ohio State	W, 67-60																																																																															
vs. Notre Dame	W, 88-78																																																																															
at [4] Iowa	L, 55-70																																																																															
Maryland	W, 73-70																																																																															
at [14] Rutgers	L, 76-81																																																																															
at [15] Illinois	L, 58-66																																																																															
Nebraska	POSTPONED																																																																															
at [23] Michigan State	W, 55-54																																																																															
at Indiana	W, 81-69																																																																															
Penn State	W, 80-72																																																																															
at [15] Ohio State	W, 67-65																																																																															
[7] Michigan	L, 53-70																																																																															
[21] Minnesota	W, 81-62																																																																															
at Maryland	L, 60-61																																																																															
Northwestern	W, 75-70																																																																															
L, 68-71																																																																																
Michigan State	F16																																																																															
at Nebraska	F20																																																																															
at Penn State	F26																																																																															
Wisconsin	M2																																																																															
Indiana	M6																																																																															
Big Ten Tournament	M10-14																																																																															
NCAA Tournament	TBA																																																																															
										<b>#15   Zach Edey   Fr.   Center   (e-Dee)</b> <b>7-4   285   Toronto, Canada   IMG Academy (Fla.)</b> GP / GS PPG RPG APG Blks. Stls. FG % 3P % FT % 21 / 2 8.0 4.1 0.2 23 4 .574 0-0 .729																																																																						
										<b>#21   Matt Frost   So.   Forward</b> <b>6-5   200   Columbus, Ind.   Columbus East</b> GP / GS PPG RPG APG Blks. Stls. FG % 3P % FT % 1 / 0 3.0 0.0 1.0 0 0 1-1 1-1 0-0																																																																						
										<b>#22   Chase Martin   Fr.   Guard</b> <b>6-3   195   Columbia, Mo.   Tolton</b> GP / GS PPG RPG APG Blks. Stls. FG % 3P % FT % 1 / 0 0.0 0.0 0.0 0 0 0-1 0-1 --																																																																						
										<b>#23   Jaden Ivey   Fr.   Guard   (jay-den Ivy)</b> <b>6-4   200   South Bend, Ind.   La Lumiere Prep</b> GP / GS PPG RPG APG Blks. Stls. FG % 3P % FT % 16 / 5 8.5 3.2 1.9 4 8 .358 .185 .682																																																																						
										<b>#25   Ethan Morton   Fr.   Guard</b> <b>6-6   215   Butler, Pa.   Butler</b> GP / GS PPG RPG APG Blks. Stls. FG % 3P % FT % 20 / 0 0.7 0.7 0.9 1 2 .250 .286 0-0																																																																						
										<b>#34   Carson Barrett   Fr.   Forward</b> <b>6-5   215   Lafayette, Ind.   Lafayette Central Catholic</b> GP / GS PPG RPG APG Blks. Stls. FG % 3P % FT % 0 / 0 -- -- -- -- -- -- -- --																																																																						
										<b>#50   Trevion Williams   So.   Forward   (tray-vee-on)</b> <b>6-10   265   Chicago, Ill.   Henry Ford (Mich.)</b> GP / GS PPG RPG APG Blks. Stls. FG % 3P % FT % 21 / 19 15.8 9.6 2.1 11 13 .520 0-3 .530																																																																						
<b>MEDIA</b> Web: <a href="#">PurdueSports.com</a> Twitter: <a href="#">@BoilerBall</a> / <a href="#">@PurdueMBBStats</a> Contact: Chris Forman Email: <a href="mailto:cforman@purdue.edu">cforman@purdue.edu</a> Office: 765-494-3201 Cell: 413-687-4590 Twitter: <a href="#">@Forman</a>										<b>#55   Sasha Stefanovic   So.   Guard   (steph-On-uh-vitch)</b> <b>6-5   200   Crown Point, Ind.   Crown Point</b> GP / GS PPG RPG APG Blks. Stls. FG % 3P % FT % 18 / 16 10.1 2.9 2.3 1 11 .433 .432 .818																																																																						
										<b>LAST:</b> 5 points, 8 rebs, 2 asts, 1 stl in the loss to Minnesota. • <b>Big Ten Freshman of the Week (Dec. 21).</b> • Has made 22-of-32 shots (.688) from inside the 3-point arc this year. • Avg. 7.5 PPG, 6.3 RPG, 1.8 APG in last 4 games (10-19 FGs, 6-12 3Ps, 4-6 FTs). • Played in LL World Series as 11-year old in 2012; GW hit to advance to Williamsport.																																																																						
										<b>LAST:</b> 2 points, 2 stls, 1 reb, 1 ast, 1 blk in the loss to Minnesota. • Made numerous big plays in the final minute of Purdue's win over OSU. • Shooting 18-of-29 (.621) from inside the 3-point line this season. • Good, efficient effort in opener vs. Liberty (10 pts, 5 rebs, 4 asts, 2-3 3Ps). • Had a strong freshman season (4.7 PPG, 3.0 RPG, 31-85 3Ps).																																																																						
										<b>LAST:</b> 14 points, 3 asts, 2 rebs, 1 blk in the loss to Minnesota. • 14 pts vs. Minnesota; most since Jan. 17 vs. Penn State (14; 6 games). • Purdue is 16-5 when he leads team in assists; 20-9 when he scores 10+ pts. • A frontrunner for BIG DPOY; held Minn's Marcus Carr to 6 points (2-13 FGs). • One of five returning Big Ten players to avg. 10.0 PPG, 3.0 RPG, 2.5 APG last yr.																																																																						
										<b>LAST:</b> Has not played yet this season. • Has missed the entire season due to respiratory issues. • Very athletic player that will provide depth off the bench. • Three of his six career field goals are dunks. • Brother, Ebenezer, is a freshman on N.C. State basketball team.																																																																						
										<b>LAST:</b> 5 points, 4 rebs, 2 asts, 2 stls in the loss to Minnesota. • <b>Two-time Big Ten Freshman of the Week (Jan. 18; Feb. 1).</b> • Avg. 6.0 PPG, 2.7 RPG, 1.0 APG last 3 games (7-21 FGs, 4-11 3Ps). • 10 games with at least 2 3-pointers (7-3 record); 34 3s 1st BIG Freshman. • Finished 2nd in 2019 Indiana Mr. Basketball voting (Trayce Jackson-Davis).																																																																						
										<b>LAST:</b> 1 point, 1 reb, 1 ast in the loss to Minnesota. • Over last 35 games dating to last year, is 36-of-88 (.409) from long range. • Is 10-of-20 (.500) from 3P range in last 14 games; was 0-of-7 in prev. 3 games. • Finished last year 8th on the Purdue 3PM list by freshmen (36). • Brother, P.J., is a grad asst. at Purdue; 3-year starter from 2016-18 at Purdue.																																																																						
										<b>LAST:</b> Did not play in the loss to Minnesota. • Made 2nd career 3-pointer (at Purdue) in the win over Oakland. • A strong shooter, Wulbrun is a walk-on transfer from Cal Lutheran. • As a freshman at Cal Lutheran, avg. 6.6 PPG with 43 3-pointers. • Father, Jeff, is the associate head coach at Stanford University.																																																																						
										<b>LAST:</b> 13 points, 2 rebs, 1 blk in the loss to Minnesota. • <b>Big Ten Freshman of the Week (Nov. 30).</b> • Avg. 12.5 PPG, 6.5 RPG, 2.5 BPG in 19.5 MPG in last 2 games (6-12 FGs, 13-14 FTs). • Avg. 22.3 points, 11.6 rebounds, 3.1 blocks per 40 minutes. • First 7 games, had 23 fouls 6 20 TDs; last 14 games, has 23 fouls 6 11 TDs.																																																																						
										<b>LAST:</b> Did not play in the loss to Minnesota. • Made his first career 3-pointer in the win over Oakland. • Avg. 14.2 PPG, 6.2 RPG and 1.9 APG as a senior at Columbus East. • The Republic Boys Basketball Player of the Year; first-team all-conference. • Family includes 11 Purdue alums, including brother Kyle – current student.																																																																						
										<b>LAST:</b> Did not play in the loss to Minnesota. • Saw first career action in the win over Oakland. • Named All-Conference and All-District as a senior at Tolton. • Was class valedictorian at Tolton. • Father, Cuozzo, is the head coach at Missouri; former teammate of Painter.																																																																						
										<b>LAST:</b> 4 points, 5 rebs, 4 asts in the loss to Minnesota. • <b>Big Ten Freshman of the Week (Jan. 25, Feb. 8).</b> • Avg. 12.0 PPG, 4.3 RPG, 3.0 APG in the last 6 games (24-70 FGs, 19-24 FTs). • Hit GW 3-pointer vs. Ohio State with 5 secs. left; 8 pts. in final 3 1/2 mins. • Mother, Niele, is the WBB coach at Notre Dame; asst. with Grizzlies for a yr.																																																																						
										<b>LAST:</b> 1 rebound in the loss to Minnesota. • Had 11 TDs in first six games; 2 TD in his last 14 games (86 mins). • Played best game of year vs. Maryland; started year 2-12 3P range, since 2-2. • Named Pennsylvania Gatorade POY and Mr. Basketball following SR year. • Active w/ USA Basketball; helped U18 3-on-3 team to World title (2019).																																																																						
										<b>LAST:</b> Has not played yet this season. • Led Lafayette CC to Hoosier Conf. title as SR; 18.1 PPG, 10.2 RPG, 6.5 APG. • Finished career as Central Catholic's all-time leader in PTS and ASTS. • Excelled on the baseball diamond as well (3-yr. starter; .368 BA). • Father, Dave, was HS head coach; Played at Purdue from 1988-91.																																																																						
										<b>LAST:</b> 24 points, 10 rebs, 2 blks, 1 stl in the loss to Minnesota. • <b>Big Ten Player of the Week (Jan. 18); Semifinalist for Abdul-Jabbar Award.</b> • Six double-doubles in the last eight games; 9 ODs rank 9th nationally. • On pace to become 3rd player in last 30 years to avg. 17, 9 6 2 in Big Ten play. • Has five 20-10 games this year; 2nd in the Big Ten (Luka Garza - 6).																																																																						
										<b>LAST:</b> 2 assists, 1 reb in the loss to Minnesota. • Returned to action vs. Northwestern after 3 games off (CoVid-19). • In two games back, is 0-of-7 FGs and 0-of-5 from 3P range; 36 minutes. • Ranks 12th on Purdue's career 3-point percentage list (.402). • Father, Lou, was selected by Seattle in the 1985 NBA Draft (5th round).																																																																						