



2021 PURDUE BOILERMAKERS FOOTBALL GAME NOTES

GAME 11: AT NORTHWESTERN • SATURDAY, NOV. 20 • NOON ET • BTN
PURDUE BOILERMAKERS (6-4, 4-3 BIG) AT NORTHWESTERN WILDCATS (3-7, 1-6) AT WRIGLEY FIELD (CHICAGO, ILLINOIS)

2021 SCHEDULE/RESULTS (6-4, 4-3 BIG)

DATE	OPPONENT	TV	TIME / RESULT
S 4	Oregon State	FS1	W, 30-21
S 11	at UConn	CBS SN	W, 49-0
S 18	at #12 Notre Dame	NBC	L, 13-27
S 25	Illinois *	BTN	W, 13-9
O 2	Minnesota *	BTN	L, 13-20
O 16	at #2/NA Iowa *	ABC	W, 24-7
O 23	Wisconsin * (#25/NA)	BTN	L, 13-30
O 30	at Nebraska *	ESPN2	W, 28-23
N 6	#5/3 Michigan State *	ABC	W, 40-29
N 13	at #6/4 Ohio State * (NR/#19)	ABC	L, 31-59
N 20	at Northwestern *	BTN	Noon
N 27	Indiana *	FS1	3:30 p.m.

First ranking AP, second is CFP. Times are Eastern.

GAME DAY BROADCAST INFORMATION

TV	Big Ten Network, 12:00 p.m. ET (11:00 a.m. CT)
Play-By-Play	Jeff Levering
Analyst	Anthony Herron
Sideline Reporter	Telly Hughes

Radio LEARFIELD - Purdue Sports Properties

Play-By-Play	Tim Newton
Analyst	Nate Barrett
Analyst	Pete Quinn
Sideline	Kelly Kitchel
Engineer	Scott Fenstermaker

ON THE FIELD/IN THE BOOTH

ON THE FIELD

AC Chris Barclay	Running Backs
AC Marty Biagi	Special Teams Coord./Defensive Asst.
AC Neil Callaway	Asst. Offensive Line
AC Ron English	Co-Defensive Coord./Secondary
AC Mark Hagen	Co-Defensive Coord./Defensive Line
AC JaMarcus Shephard	Co-Offensive Coord./Wide Receivers

IN THE BOOTH

AC James Adams	Cornerbacks
AC Brian Brohm	Co-Offensive Coord./Quarterbacks
AC Brad Lambert	Co-Defensive Coord./Linebackers
AC Dale Williams	Offensive Line/Tight Ends

POSTGAME MEDIA POLICIES

Purdue's locker room is closed following all games. Media should request student-athlete interviews through Purdue Communications staff at the beginning of the fourth quarter. Purdue head coach Jeff Brohm and four selected student-athletes will be made available in Mackey Arena following home games. Away contest protocols will be announced on-location.

STRATEGIC COMMUNICATIONS

Primary Contact	Adam Kuffner
Kuffner Cell #	662-816-0497
Kuffner Email	ajkuffne@purdue.edu
Secondary Contact	Shelby Beckler
Beckler Email	sbeckler@purdue.edu
Associate AD, Strategic Communications	Patrick Crawford
Crawford Cell #	337-412-4220
Crawford Email	pcrawf@purdue.edu

VISIT TO WRIGLEY ON DECK FOR PURDUE

• Purdue Football (6-4, 4-3) will head to "The Friendly Confines" on Saturday, Nov. 20, for a Big Ten Conference matchup against Northwestern (3-7, 1-6), with kickoff set for Noon ET/11 a.m. CT on the Big Ten Network.

• The Boilermakers won their last away trip to face the Wildcats, claiming a 24-22 victory in Evanston (Nov. 9, 2019).

• Head coach Jeff Brohm's Boilermakers are looking for a possible fifth league win for the first time since 2018 and just the fifth time since the 2000 season.

• The Boilermakers are also hunting for a possible fourth away game victory. To find the last Purdue team to win four road games, one must dig back in the record book to 1943, when Elmer Burnham's band of Boilermakers went 9-0 on the season with a 5-0 away record.

• With its sixth win of the season against Michigan State (Nov. 6), Purdue is bowl eligible for first time since 2018 and the third time of the Brohm era.

NUMBERS TO KNOW DOWN THE STRETCH

• The Boilermakers have made their presence known all across the college football landscape this season.

• The following numbers are the most important to remember:

- 1: QB Aidan O'Connell is No. 1 in Big Ten in comp. pct. at 72.4.
- 2: Purdue has two Top-5 wins for the first time since 1960.
- 3: Bowl-eligible for third time under head coach Jeff Brohm.
- 3: Three, again, #3 WR David Bell is a Biletnikoff semifinalist.
- 4: O'Connell with 74.0+ pct. comp. in four-straight games.
- 5: DE George Karlaftis, #5, is a Bednarik semifinalist.
- 10: S Cam Allen, #10, tied for first in Big Ten for INTs (4).
- 12: Past 5 games: 12 takeaways. Two total in first 5 games.
- 40: Bell has 40 catches against Top-25 teams this season.
- 624: Bell has 624 receiving yards in those games, as well.
- 1,106: Bell is at 1,106 rec. yards in 2021, 6th in Purdue history.

GRIDIRON GAMES AT THE BALL PARK

• Purdue Football will make its first appearance in school history at Wrigley Field, a venue that has existed for more than 100 years (1914), mainly as the home stadium of Major League Baseball's Chicago Cubs.


• This will be the 10th Boilermaker Football game in school history played within a baseball stadium, and first since the 1947 season.

PURDUE FOOTBALL IN BASEBALL STADIUMS


Oct. 29, 1932	vs. New York U. (Yankee Stadium)	W 34-9
Nov. 7, 1936	vs. #3 Fordham (Polo Grounds)	L 0-15
Nov. 6, 1937	vs. #5 Fordham (Polo Grounds)	L 3-21
Oct. 15, 1938	vs. Fordham (Polo Grounds)	T 6-6
Nov. 9, 1940	vs. #17 Fordham (Polo Grounds)	L 7-13
Nov. 1, 1941	vs. #3 Fordham (Polo Grounds)	L 0-17
Oct. 16, 1943	vs. Ohio State (Cleveland Municipal)	W 30-7
Nov. 18, 1944	vs. #3 Navy (Baltimore Municipal)	L 0-32
Oct. 18, 1947	vs. Boston U. (Fenway Park)	W 62-7

• Additionally, Purdue met Northwestern at Soldier Field in Chicago during the 1931 season, winning that game 7-0 (Nov. 28, 1931).

• Wrigley Field was the home of the National Football League's Chicago Bears up through 1970, who moved to Solider Field for the 1971 NFL season. Wrigley hosted Northwestern Football during the 2010 season for a game against Illinois, which the Wildcats lost to the Fighting Illini, 48-27 (Nov. 20, 2010).



MATCHUP



SERIES OVERALL

51-33-1

AT PURDUE

22-14-0

AT NORTHWESTERN

28-19-0

LAST MEETING

L, 20-27 (NOV. 14, 2020)

IN CHICAGO

W, 24-22 (NOV. 9, 2019)

JEFF BROHM

25-29 (5)

55-39 (8)

1-3

HEAD COACH

SCHOOL RECORD (YRS)

OVERALL RECORD (YRS)

VS. OPPONENT

PAT FITZGERALD

109-88 (16)

109-88 (16)

8-4

6-3 (4-2)

25.4

22.4

416.1

358.2

A. O'CONNELL, 2,476

K. DOERUE, 421

D. BELL, 1,106

J. ALEXANDER, 78

RECORD

POINTS/GAME

POINTS ALLOWED/GAME

OFF YDS/GAME

DEF YDS/GAME

PASSING LEADER

RUSHING LEADER

RECEIVING LEADER

TACKLES LEADER

3-7 (1-6)

171

19.0

327.5


422.5

R. HILINSKI, 789


E. HULL, 812

ROBINSON, JR., 569

BERGIN, 118



LAST 10



DATE	RANK	SCORE	LOCATION
10/18/2008		L 26 48	EVANSTON
10/3/2009		L 21 27	WEST LAFAYETTE
10/9/2010		W 20 17	EVANSTON
11/22/2014		L 14 38	WEST LAFAYETTE
11/14/2015	NR - 24	L 14 21	EVANSTON
11/12/2016		L 17 45	WEST LAFAYETTE
11/11/2017		L 13 23	EVANSTON
8/30/2018		L 27 31	WEST LAFAYETTE
11/9/2019		W 24 22	EVANSTON
11/14/2020	NR - 23	L 20 27	WEST LAFAYETTE

ON THIS DATE (NOV. 20)

DATE	OPPONENT	ATTEND.	W/L	SCORE
NOV. 20, 1897	MINNESOTA	—	W	6-0
NOV. 20, 1909	INDIANA	—	L	3-36
NOV. 20, 1915	AT INDIANA	—	W	7-0
NOV. 20, 1920	INDIANA	—	L	7-10
NOV. 20, 1926	INDIANA	14,000	W	24-14
NOV. 20, 1937	AT #20 INDIANA	25,000	W	13-7
NOV. 20, 1943	AT INDIANA (#3)	15,000	W	7-0
NOV. 20, 1948	INDIANA	47,000	W	39-0
NOV. 20, 1954	INDIANA	44,000	W	13-7
NOV. 20, 1965	AT INDIANA	50,046	W	26-21
NOV. 20, 1971	AT INDIANA	50,978	L	31-38
NOV. 20, 1976	INDIANA	63,220	L	14-20
NOV. 20, 1982	INDIANA	69,745	L	7-13
NOV. 20, 1993	AT #21 INDIANA	48,429	L	17-24
NOV. 20, 1999	AT INDIANA (#19)	51,344	W	30-24
NOV. 20, 2004	INDIANA	65,137	W	63-24
NOV. 20, 2010	AT #11 MICHIGAN STATE	71,111	L	31-35
NOV. 20, 2020	AT MINNESOTA (N)	593	L	31-34

#RINGTHEB3LL

Junior WR David Bell currently leads the Big Ten in both receiving yards and receptions (122.9 yards and 8.3 catches per game). Bell ranks fourth nationally in receiving yards per game and third in receptions/game.



HONORS & RECOGNITIONS IN 2021

OFFENSE

#3 David Bell	Jr.	WR	6-2	205
Phil Steele Preseason All-America, Third Team				June 22
Big Ten Conference Preseason Honoree				July 21
Biletnikoff Award Preseason Watch List				July 22
Big Ten Conference Offensive Player of the Week				Oct. 18
Pro Football Focus Team of the Week, WR				Oct. 18
Rose Bowl Game Big Ten Player of the Week				Oct. 19
Biletnikoff Award Semifinalist				Nov. 15

#16 Aidan O'Connell	5th	QB	6-3	210
Davey O'Brien Award Week 7 "Great 8" Quarterback				Oct. 18
Manning Award Star of the Week				Oct. 18
Davey O'Brien Award National Quarterback of the Week				Oct. 19
Walter Camp National (FBS) Off. Player of the Week				Nov. 7
Pro Football Focus Team of the Week, QB				Nov. 7
Pro Football Focus Offensive Player of the Week				Nov. 7
Big Ten Conference Co-Offensive Player of the Week				Nov. 8
Manning Award Star of the Week				Nov. 8
Maxwell Award Player of the Week				Nov. 9

#69 Greg Long	5th	OL	6-4	300
Pro Football Focus Team of the Week, LT				Nov. 7

DEFENSE

#6 Jalen Graham	Jr.	LB	6-3	220
Big Ten Conference Defensive Player of the Week				Nov. 1

#5 George Karlaftis	Jr.	DE	6-4	275
Phil Steele Preseason All-America, Second Team				June 22
Ted Hendricks Award Watch List				Sept. 29
Pro Football Focus Team of the Week, Edge				Oct. 18
Chuck Bednarik Award Semifinalist				Nov. 1

#10 Cam Allen	Jr.	S	6-1	195
Big Ten Conference Defensive Player of the Week				Oct. 18

TEAM

Cheez-It Bowl National Team of the Week (FWAA)				Oct. 18
The Athletic Coach of the Week - Jeff Brohm				Oct. 18
Dodd Trophy Coach of the Week - Jeff Brohm				Oct. 19
Dodd Trophy Coach of the Week - Jeff Brohm				Nov. 8

PURDUE UNIVERSITY QUICK FACTS

Location	West Lafayette, Indiana
Founded	1869
Conference	Big Ten
Colors	Old Gold and Black
Nickname	Boilermakers
President	Mitchell E. Daniels Jr.
Athletics Director	Mike Bobinski
Head Coach (Year)	Jeff Brohm (5th)
Alma Mater	Louisville (1989)

AIR IT OUT, AIDAN

• The most accurate passer, currently, in the Big Ten Conference is Purdue signal caller, Aidan O'Connell. The fifth-year senior QB is completing 72.8 percent of his throws in league play (214-294) and 72.4 percent overall (234-323), both numbers standing atop the conference. His overall mark ranks fifth nationally.

• Over his last five games, O'Connell is completing more than 75.0 percent of his pass attempts (.753, 168-223). Since the 2000 season, O'Connell is the only Purdue quarterback to string together three consecutive games above the 74.0-percent mark, let alone the current five-game span.

• In games against Top 5 competition (at No. 2 Iowa, No. 3 Michigan State, and at No. 4 Ohio State), O'Connell has thrown for 1,301 passing yards (433.7 avg.) and completed 110-of-146 pass attempts (.753). For those three games, O'Connell has a 9-0 TD-INT ratio.

PURDUE-NORTHWESTERN HISTORY

• Purdue leads the all-time series against Northwestern at 51-33-1, dating back to 1895. The Boilermaker-Wildcat series is Purdue's sixth-oldest regular matchup. Earlier first meetings include: Illinois (1890), Michigan (1890), Indiana (1891), Wisconsin (1892) and Minnesota (1894).

• Between 1951 and 2003, Purdue built up a remarkable 33-7 record against the Wildcats. In recent years, Northwestern has struck back, as the Boilermakers are just 2-8 against NU in the last 10 matchups.

BILETNIKOFF SEMIFINALIST FOR DAVID

• Junior WR David Bell was named a semifinalist for the prestigious Biletnikoff Award on Monday, Nov. 15, an honor annually "received" by college football's outstanding FBS receiver.

• Any player, regardless of position (wide receiver, tight end, slot back, and running back) who catches a pass is eligible for the award. With the season the Bell is having (75 receptions, 1,106 yards, five touchdowns), he is certainly eligible.

FOR THE FIRST TIME SINCE 1960

• Purdue has beaten two AP Top-5 teams for the first time since 1960, when it beat No. 3 Ohio State and No. 1 Minnesota.

• Former head coach Jack Mollenkopf's Boilers defeated the Buckeyes by a score of 24-21 (Oct. 15, 1960) and went on the road to top the top-ranked Gophers, 23-14 (Nov. 12, 1960).

LINE THEM UP, KNOCK THEM DOWN

• The last season Purdue beat two or more Top-25 teams in a season was 2018, with three, and the last time Purdue upended two top-10 teams was in 1984 (No. 8 Notre Dame, 23-21 and No. 2 Ohio State 28-23).

• Purdue has 17 wins against AP Top-5 foes as an unranked team, which is the most in the country by six, ahead of Illinois and USC's 11 and Michigan State's 10.

RING THE BELL

• If you hadn't heard of junior WR David Bell before the Iowa game (Oct. 16) or the Michigan State game (Nov. 6), now you have. The junior from Indianapolis (Warren Central HS) torched the No. 2 Hawkeyes for 240 receiving yards (11 catches), the second-highest yardage total in team history, behind only Chris Daniels' 301 vs. Michigan State (October 16, 1999).

• Bell led the team with 217 receiving yards on 11 catches with a TD in the victory over No. 5/3 Michigan State (Nov. 6), with those 217 receiving yards standing as the fifth-most in school history.

• With the Iowa and MSU efforts, Bell is the second player in program history with multiple 200-plus-yard receiving games, along with Brian Alford (215 and 209, both in 2017).

• Bell has surpassed 100 receiving yards in 16 of his 27 career games at Purdue. When Bell passed the 100-yard mark vs. the Spartans, he broke the school record with his 15th career 100-yard game.

• Also within the Iowa game was a season-long 60-yard snag for Bell, which is the longest play from scrimmage for the Boilermakers in 2021. His longest is an 89-yard touchdown reception vs. Nebraska

during the 2020 season (Dec. 5).

• Bell started his 2021 campaign with a 134-yard, eight-catch effort vs. Oregon State (Sept. 4) and a 121-yard, six-catch, three-touchdown outing at UConn (Sept. 11).

• Bell missed the Illinois (Sept. 25) game due to being in concussion protocol after the Notre Dame (Sept. 18) game.

• The Boilermaker star ranks fourth nationally in receiving yards per game (122.9), and first in the Big Ten Conference.

• For his career, Bell is averaging an FBS-leading 102.4 receiving yards per game. His 7.9 receptions per game is currently the 2nd-most for an active NCAA career.

• The three-TD game for Bell at UConn matched his career-high he set against Iowa last season (Oct. 24, 2020). He is just the second Purdue WR in school history with multiple three-TD reception games, joining Taylor Stubblefield (2001-04).

BEDNARIK SEMIFINALIST FOR GEORGE

• Junior DE George Karlaftis was named a semifinalist for the Chuck Bednarik Award on Monday, Nov. 1, an honor annually bestowed upon the college football defensive player of the year.

• Prior to the season, Karlaftis was named to watch lists for the Lott Trophy, Bednarik Award and Nagurski Trophy. In 25 career collegiate games, Karlaftis has 26.5 tackles-for-loss and 12.5 sacks.

MORE BELL RINGING

• Junior WR David Bell has put together a Top 10 receiving career at Purdue, as he ranks in the school's all-time Top 10 for receptions (4th), receiving yards (5th) and receiving touchdowns (7th).

• Heading into 2021, Bell was named to the watch lists for Maxwell Award (most outstanding player) and Biletnikoff Award (outstanding receiver). He was the 2019 Big Ten Freshman of the Year and also picked up first-team all-conference honors.

CAREER RECEPTIONS

1. Taylor Stubblefield (2001-04) - 325
2. Dorian Bryant (2004-07) - 292
3. John Standeford (2000-03) - 266
4. **David Bell (2019-) - 214**
5. Tim Stratton (1998-01) - 204
6. Greg Orton (2005-08) - 203
7. Rodney Carter (1982-85) - 181
8. Dave Young (1977-80) - 180
9. Rondale Moore (2018-20) - 178
10. Vinny Sutherland (1997-00) - 176

CAREER RECEIVING YARDS

1. John Standeford (2000-03) - 3,788
2. Taylor Stubblefield (2001-04) - 3,629
3. Dorian Bryant (2004-07) - 3,548
4. Brian Alford (1994-97) - 3,029
5. **David Bell (2019-) - 2,766**
6. Vinny Sutherland (1997-00) - 2,370
7. Greg Orton (2005-08) - 2,356
8. DeAngelo Yancey (2013-16) - 2,344
9. Dave Young (1977-80) - 2,316
10. Steve Griffin (1982-85) - 2,234

CAREER RECEIVING TOUCHDOWNS

1. Brian Alford (1994-97) - 31
2. Dave Young (1977-80) - 27
- John Standeford (2000-03) - 27
4. Vinny Sutherland (1997-00) - 25
5. Taylor Stubblefield (2001-04) - 21
- Dorian Bryant (2004-07) - 21
7. **David Bell (2019-) - 20**
- DeAngelo Yancey (2013-16) - 20
9. Jim Beirne (1965-67) - 17
- Calvin Williams (1986-89) - 17

WEEKLY MEDIA SCHEDULE

SUNDAY	MONDAY	TUESDAY	WEDNESDAY	THURSDAY	FRIDAY	SATURDAY
No availability.	Jeff Brohm press conference at 11 a.m. Mackey Media Room.	Three offensive players and one selected offensive assistant coach available after practice.	Three defensive players and one selected defensive assistant coach available after practice.	Jeff Brohm available after practice.	No availability.	Jeff Brohm and four players available after the game.

A WHOLE NEW (CFP) ERA

- Purdue Football entered the College Football Playoff rankings at No. 19 on Tuesday, Nov. 9. The ranking was the first-ever in the CFP era for the Boilermakers.
- Head coach Jeff Brohm's squad (6-3, 4-2) earned an Associated Press Top 25 ranking earlier this season after the upset win over No. 2-ranked Iowa (Oct. 16) to improve to 4-2 (2-1). Following the Boilermakers' big win over No. 3-ranked Michigan State (Nov. 6), Purdue ascended into the latest set of CFP rankings.

WELCOME TO THE PURDUE PICK PARTY

- Purdue has now had two games with four interceptions this season after not recording a four-INT game since the 2018 season. Prior to the four INTs by Purdue's defense at No. 2 Iowa (Oct. 16) and the most recent effort at Nebraska (Oct. 30), the Boilermakers last had four interceptions vs. Boston College on Sept. 22, 2018.
- The Boilermakers have accomplished a four-interception game eight times in the last 21 seasons of football, but 2021 stands as the first season since 1999 with two instances in the same campaign.

MANY HAPPY RETURNS

- Junior LB Jalen Graham's second-quarter interception at Nebraska (Oct. 30) was returned 45 yards for a touchdown, becoming the first Purdue pick-six since Cory Trice's 37-yard return on October 12, 2019, vs. Maryland.
- Graham's performance at Nebraska, which included two interceptions, helped him earn Big Ten Conference Defensive Player of the Week, announced on Monday, Nov. 1
- Junior DE George Karlaftis' fumble return for a touchdown in the second half vs. Wisconsin (Oct. 23) was the first by a Boilermaker since Graham on October 31, 2020, at Illinois.
- With Karlaftis' play, Purdue has now had a fumble or interception returned for score by its defense for eight consecutive seasons.

DEFENSIVE TOUCHDOWNS IN THE LAST EIGHT YEARS

2014	Frankie Williams vs. 39 yards vs. Iowa (INT)
2015	Danny Ezechukwu 90 yards vs. Virginia Tech (FUM)
2016	Gelen Robinson 78 yards vs. Eastern Kentucky (INT)
2017	Ja'Whaun Bentley 76 yards vs. Minnesota (INT)
2018	Markus Bailey 41 yards vs. Ohio State (INT)
2019	Cory Trice 37 yards vs. Maryland (INT)
2020	Jalen Graham 0 yards at Illinois (FUM)
2021	George Karlaftis 56 yards vs. Wisconsin (FUM)
2021	Jalen Graham 45 yards at Nebraska (INT)

GOODBYE, NUMBER TWO

- With the win against No. 2 Iowa (Oct. 16), Purdue improved to 6-10 all-time against teams ranked No. 2 in the AP poll, and the Boilermakers have won two in a row, including the 49-20 win against second-ranked Ohio State on October 20, 2018
- The Iowa win is Purdue's first against a top-2 foe on the road since a 31-20 victory at Notre Dame on September 28, 1974.

JAYLAN'S JURISDICTION

- Since the 2000 season, just five Boilermakers have accumulated 15 or more tackles in a game. With his effort against Wisconsin (Oct. 23), senior LB Jaylan Alexander became the latest to accomplish the feat (11 solo, 4 assisted, 1.0 TFL).

- In recent memory, former LBs Ben Holt and Markus Bailey make the list provided by Sports-Reference.com. Holt recorded 17 tackles in 2019 against TCU (Sept. 14, 2019), while Bailey posted 15 stops in 2018 in the win against No. 2 Ohio State (Oct. 20, 2018).
- Alexander, leading Purdue in tackles, is tied for 11th in the Big Ten Conference, currently, with his 77 total stops (7.7 per game).

WE HAVE LIFT OFF

- Fifth-year senior QB Aidan O'Connell absolutely torched the visiting Spartans on Saturday, Nov. 6, throwing for a career-best 536 yards on 40-of-54 passing with three scores to lead the Boilermakers to a 40-29 upset victory.
- O'Connell was fantastic in the win at No. 2 Iowa (Oct. 16), throwing for 375 yards on 30-40-0 passing, including two passing touchdowns and one rushing score. O'Connell was recognized as one of the Davey O'Brien Award's "Great 8" quarterbacks on Monday, Oct. 18. The effort was the fourth 300-yard passing game for O'Connell in his Boilermaker career.
- The effort by O'Connell at Ohio State (Nov. 13), 390 passing yards, was the 23rd 300-yard passing performance during head coach Jeff Brohm's tenure with the Boilermakers.

300-YARD PASSING GAMES UNDER BROHM

David Blough - 7
Aidan O'Connell - 7
Jack Plummer - 5
Elijah Sindelar - 4

CENTURY MARK

- Under head coach Jeff Brohm's leadership, Purdue has seen 32 games with at least one student-athlete topping 100 yards receiving, including nine games with two Boilermakers over the century mark and one with three different players.

100-YARD RECEIVING GAMES UNDER BROHM

David Bell - 16
Rondale Moore - 10
Brycen Hopkins - 5
Payne Durham - 2
Anthony Mahoungou - 2
Isaac Zico - 2
Zander Horvath - 1
Gregory Phillips - 1
Jared Sparks - 1
Milton Wright - 1
Terry Wright - 1

NEW LOOK DEFENSE

- Purdue's defense is led by a new array of assistant coaches selected to join the Boilermaker staff by head coach Jeff Brohm during the offseason leading up to the 2021 season. Three new co-defensive coordinators were hired, Brad Lambert, previously at Marshall, and Ron English, previously at Florida. In his second stint on Purdue's staff, Mark Hagen was selected by Brohm and elevated to co-defensive coordinator.
- Lambert and English coach the linebacker and secondary groups, respectively, while Hagen returned to Purdue in 2021 to lead the defensive line. Brohm also added cornerbacks coach James Adams to his staff from Navy.

REMEMBERING LEROY

- Purdue icon, College Football Hall of Fame member and two-time consensus All-American Leroy Keyes passed away on April 15. In his honor, the 2021 Boilermakers will don a memorial sticker on their helmets for the entire season.
- A megastar Boilermaker from 1966-68, Keyes remains the only two-time consensus All-American for Purdue. He finished third and second in Heisman Trophy voting as a halfback his junior and senior seasons. Keyes, born Feb. 18, 1947, is survived by his wife, Monica, and children, Raymond, Jacqueline, Courtland and Colin.

REMEMBERING OTIS

- Purdue Football all-time great running back Otis Armstrong, a First Team All-American and 1972 Big Ten Conference Most Valuable Player, passed away on Oct. 13, at age 70.
- Following a standout collegiate career that would earn him entry into the College Football Hall of Fame in 2012, Armstrong was drafted ninth overall in the 1973 NFL Draft by the Denver Broncos.

YOU'RE TOO CLOSE, MAN

- Dating back to 2019, 11 of Purdue's last 20 games have been decided by seven points or less (including five of six games in 2020). The Boilermakers are 6-5 in those 11 contests.

RECENT ONE-SCORE GAMES

Nov. 2, 2019 vs. Nebraska - W, 31-27 *
Nov. 9, 2019 at Northwestern - W, 24-22 *
Nov. 30, 2019 vs. Indiana - L, 41-44 (2 OT)
Oct. 24, 2020 vs. Iowa - W, 24-20 *
Oct. 31, 2020 at Illinois - W, 31-24
Nov. 14, 2020 vs. Northwestern - L, 20-27
Nov. 20, 2020 at Minnesota - L, 31-34
Nov. 28, 2020 vs. Rutgers - L, 30-37
Sept. 25, 2021 vs. Illinois - W, 13-9*
Oct. 2, 2021 vs. Minnesota - L, 13-20
Oct. 30, 2021 at Nebraska - W, 28-23*

* Denotes come-from-behind win

#PROBOILERS

- NFL teams set their 53-man rosters on Aug. 31.
- The Boilermakers were all over the league, with 11 former Purdue players making active rosters at that point.

Ricardo Allen	CB	Cincinnati Bengals
Markus Bailey	LB	Cincinnati Bengals
Derrick Barnes	LB	Detroit Lions
Ja'Whaun Bentley	LB	New England Patriots
David Blough	QB	Detroit Lions
Anthony Brown	CB	Dallas Cowboys
Brycen Hopkins	TE	Los Angeles Rams
Dennis Kelly	OT	Green Bay Packers
Ryan Kerrigan	OLB	Philadelphia Eagles
Rondale Moore	WR	Arizona Cardinals
Raheem Mostert	RB	San Francisco 49ers
Tyler Coyle	SS	Dallas Cowboys
Grant Hermanns	OT	New York Jets
Jordan Roos	OG	Tennessee Titans
David Steinmetz	OT	Washington Football Team

2021 NUMERICAL ROSTER

No.	Name	Cl.	Pos.	Ht.	Wt.	Hometown (High School/Previous College)
0	** Milton Wright	Jr.	WR	6-3	195	Louisville, Ky. (Christian Academy Louisville)
1	Michael Alaimo	R-Fr.	QB	6-4	225	Montvale, N.J. (St. Joseph Regional)
1	*** Dedrick Mackey	5th	CB	5-11	190	Miami, Fla. (Booker T. Washington)
2	Abdur-Rahmaan Yaseen	R-Fr.	WR	6-2	195	Southfield, Mich. (Walled Lake)
3	** David Bell	Jr.	WR	6-2	205	Indianapolis, Ind. (Warren Central)
4	* Marvin Grant	So.	S	6-2	210	Detroit, Mich. (Martin Luther King)
5	** George Karlaftis	Jr.	DE	6-4	275	West Lafayette, Ind. (West Lafayette)
6	** Jalen Graham	Jr.	LB/S	6-3	220	Detroit, Mich. (Cass Tech)
7	Jamari Brown	Jr.	CB	6-3	205	Sunrise, Fla. (Kentucky)
8	* TJ Sheffield	So.	WR	5-11	190	Thompson's Station, Tenn. (Independence)
9	Mereshawn Rice	So.	WR	6-2	205	Reynoldsburg, Ohio (Reynoldsburg)
10	** Cam Allen	Jr.	S	6-1	195	Bluefield, Va. (Graham)
11	Jack Albers	So.	QB	6-0	185	Louisville, Ky. (Dayton)
12	Austin Burton	Sr.	QB	6-3	210	Newton, Mass. (UCLA)
12	Jah'von Grigsby	Fr.	S	5-11	195	Baton Rouge, La. (Scotlandville Magnet)
13	** Jack Plummer	Jr.	QB	6-5	215	Gilbert, Ariz. (Gilbert)
14	Yanni Karlaftis	Fr.	LB	6-3	225	West Lafayette, Ind. (West Lafayette)
15	* DaMarcus Mitchell	Sr.	DE	6-3	265	Thibodaux, La. (Southwest Mississippi CC)
16	** Aidan O'Connell	5th	QB	6-3	210	Long Grove, Ill. (Stevenson)
17	Christian Gelov	R-Fr.	QB	6-0	175	Noblesville, Ind. (TCU)
17	Chris Jefferson	Sr.	S	5-11	190	Euclid, Ohio (Findlay)
18	Deion Burks	Fr.	WR	5-11	180	Belleville, Mich. (Belleville)
20	O.C. Brothers	So.	LB	6-2	220	Southwest Brevard Country, Fla. (Auburn)
21	Andrew Hobson	R-Fr.	QB	6-2	220	Indianapolis, Ind. (Hamilton Southeastern)
21	* Sanoussi Kane	So.	S	6-0	205	Harlem, N.Y. (Blair Academy)
22	** King Doerue	Jr.	RB	5-10	205	Amarillo, Texas (Tascosa)
23	** Cory Trice	Jr.	CB	6-3	215	Hopkinsville, Ky. (Christian County)
24	Nyles Beverly	So.	CB	6-0	200	Macedonia, Ohio (Nordonia)
24	Mitchell Fineran	Gr.	K	5-11	185	Fort Valley, Ga. (Samford)
26	Brandon Calloway	Fr.	CB	6-1	195	Griffin, Ga. (Griffin)
26	Andrew Sowinski	R-Fr.	WR	6-0	195	Indianapolis, Ind. (Chatard)
27	Anthony Romphf	R-Fr.	CB	6-0	190	Southfield, Mich. (Southfield Arts & Tech)
28	** Zac Collins	Sr.	P	6-0	190	Louisville, Ky. (Saint Xavier)
28	Ja'Quez Cross	Fr.	RB	5-10	180	Fordyce, Ark. (Fordyce)
29	Rickey Smith	Fr.	CB	6-0	180	Orlando, Fla. (Jones)
29	Broc Thompson	Jr.	WR	6-3	190	Indianapolis, Ind. (Marshall)
30	Jack Ansell	Fr.	P	6-2	205	Warrnambool, Australia (Brauer College)
30	Ryan Brandt	R-Fr.	S	6-1	210	Angola, Ind. (Angola)
31	** Nick Zecchino	Sr.	LS	6-0	210	Cedar Grove, N.J. (UConn)
32	* Elijah Ball	Jr.	S	6-1	205	Indianapolis, Ind. (Ben Davis)
33	**** Jackson Anthrop	5th	WR	5-11	190	West Lafayette, Ind. (Central Catholic)
34	Damarjhe Lewis	R-Fr.	DT	6-3	300	Griffin, Ga. (Indiana)
34	Ben Van Noord	Fr.	WR	6-2	210	Springfield, Ohio (Northwestern)
35	Hayden Parise	Fr.	WR	6-4	190	Kansas City, Mo. (Rockherst)
35	* Antonio Stevens	So.	S	6-2	200	Nashville, Tenn. (Battle Ground Academy)
36	*** Jaylan Alexander	Sr.	LB	6-1	240	Hoffman Estates, Ill. (Hoffman Estates)
37	Caleb Lahey	R-Fr.	RB	5-10	205	Bismarck, Ill. (Bismarck-Henning/Rossville-Alvin)
37	Jacob Wahlberg	So.	LB	6-4	235	Muskegon, Mich. (Mona Shores)
38	Dylan Downing	R-Fr.	RB	6-0	225	Carmel, Ind. (UNLV)
39	Will Chapman	So.	RB	5-11	235	Indianapolis, Ind. (Cathedral)
39	Ben Freehill	So.	K	6-1	190	Gibson City, Ill. (Oklahoma State)
40	Hayden Ellinger	R-Fr.	CB	6-0	215	Fort Wayne, Ind. (Bishop Dewenger)
40	*** Zander Horvath	5th	RB	6-3	230	Mishawaka, Ind. (Marian)
41	Caleb Krockover	R-Fr.	K	5-9	195	West Lafayette, Ind. (West Lafayette)
41	* Khali Saunders	So.	LB	6-3	235	Elmhurst, Ill. (Immaculate Conception)
42	Clyde Washington	R-Fr.	LB	6-3	230	Medford, N.J. (Lanape)
43	** Kieren Douglas	5th	LB	6-2	240	Pickerington, Ohio (Pickerington Central)
44	Kydran Jenkins	R-Fr.	DE	6-1	270	Louisville, Ga. (Jefferson County)
45	Byron Hubbard II	Jr.	DE	6-1	230	Westfield, Ind. (Westfield)
45	Devin Mockobee	Fr.	RB	6-0	195	Boonville, Ind. (Boonville)
46	Ben Furtney	R-Fr.	LB	6-0	225	South Elgin, Ill. (St. Charles North)
47	Brendan Cropsey	R-Fr.	P	6-1	190	Saline, Mich. (Saline)
47	* Jeff Marks	Jr.	DT	6-3	280	Mobile, Ala. (Davidson)
48	Kyle Bilodeau	So.	TE	6-5	250	Mechanicsville, Va. (Woodberry Forest)
48	Tristan Cox	Fr.	DE	6-3	255	Somerset, Ky. (Pulaski County)
49	* Zane Greene	Jr.	S	6-0	200	Indianapolis, Ind. (Pike)
50	Sulaiman Kpaka	So.	DE	6-2	280	Grand Prairie, Texas (Grand Prairie)
51	Nick Taylor	R-Fr.	LS	6-4	225	Indianapolis, Ind. (Lawrence North)
52	Zac Tuinei	R-Fr.	RB	6-0	245	Noblesville, Ind. (Arkansas State)
53	* Gus Hartwig	So.	OL	6-5	310	Zionsville, Ind. (Zionsville)

2021 NUMERICAL ROSTER

No.	Name	Cl.	Pos.	Ht.	Wt.	Hometown (High School/Previous College)
54	Josh Kaltenberger	R-Fr.	OL	6-5	305	Cranberry Township, Pa. (Seneca Valley)
54	Ben Kreul	R-Fr.	LB	6-3	230	Waukesha, Wis. (Catholic Memorial)
56	Khordae Sydnor	Fr.	DE	6-4	265	New Rochelle, N.Y. (Iona Preparatory School)
57	* Chris Van Eekeren	So.	K	5-11	195	Chesterton, Ind. (Chesterton)
58	* Branson Deen	Jr.	DT	6-2	275	Indianapolis, Ind. (Lawrence Central)
59	Dave Monnot III	So.	OL	6-6	300	Joliet, Ill. (Joliet Catholic)
61	Aaron Roberts	Fr.	OL	6-4	295	Indianapolis, Ind. (Cardinal Ritter)
62	Ben Kuhns	So.	OL	6-4	295	Pendleton, Ind. (Pendleton Heights)
63	Marcus Mbow	Fr.	OL	6-5	305	Milwaukee, Wis. (Wauwatosa East)
64	Mahamane Moussa	Fr.	OL	6-4	285	Indianapolis, Ind. (Pike)
65	Jaelin Alstott-VanDeVanter	Fr.	OL	6-6	290	Mooresville, Ind. (Mooresville)
67	Gus German	R-Fr.	OL	6-7	315	West Lafayette, Ind. (Central Catholic)
68	Cam Craig	So.	OL	6-5	310	Dublin, Ohio (Jerome)
69	* Greg Long	Gr.	OL	6-4	300	El Paso, Texas (UTEP)
70	Zach Richards	Fr.	OL	6-3	305	Mooresville, Ind. (Mooresville)
71	Nalin Fox	R-Fr.	OL	6-5	305	Pontiac, Mich. (Notre Dame Prep)
72	** Sam Garvin	5th	OL	6-3	300	Fishers, Ind. (Hamilton Southeastern)
74	** Eric Miller	Jr.	OL	6-7	305	Mason, Ohio (William Mason)
75	Spencer Holstege	So.	OL	6-5	310	Grand Rapids, Mich. (South Christian)
77	** DJ Washington	5th	OL/DL	6-4	310	Louisville, Ky. (Ballard)
78	Tyler Witt	Gr.	OL	6-2	305	Joliet, Ill. (Western Kentucky)
79	Jared Bycznski	R-Fr.	OL	6-5	310	Berea, Ohio (Berea-Midpark)
80	Camdyn Childers	So.	WR	6-0	200	Fort Wayne, Ind. (Carroll)
81	Collin Sullivan	R-Fr.	WR	6-2	200	Round Rock Texas (Round Rock)
82	Drew Biber	Fr.	TE	6-5	225	Cedarburg, Wis. (Cedarburg)
83	** Jack Cravaack	Jr.	TE	6-5	245	Cincinnati, Ohio (Madeira)
84	Edward Dellinger	R-Fr.	K	6-3	185	Charlotte, N.C. (Charlotte County Day)
84	Preston Terrell	Fr.	WR	6-3	195	Brownsburg, Ind. (Brownsburg)
85	Alex Maxwell	So.	WR	6-0	195	St. Leon, Ind. (East Central)
86	* Kory Taylor	Jr.	WR	6-5	210	Hilliard, Ohio (Bradley)
87	** Payne Durham	Jr.	TE	6-5	255	Suwanee, Ga. (Peachtree Ridge)
88	* Garrett Miller	So.	TE	6-5	245	Round Rock, Texas (Round Rock)
89	* Paul Piferi	So.	TE	6-5	240	Villa Park, Calif. (Villa Park)
90	** Lawrence Johnson	Jr.	DT	6-3	310	Fort Wayne, Ind. (Snider)
91	Dontay Hunter II	So.	DE	6-4	270	Westerville, Ohio (Westerville Central)
91	Ben Buechel	R-Fr.	TE	6-4	240	New Berlin, Wis. (Eisenhower)
92	Bryce Austin	R-Fr.	DT	6-2	305	Detroit, Mich. (Southfield Arts & Tech)
93	Prince James Boyd Jr.	R-Fr.	DT	6-1	290	New Haven, Conn. (Independence CC)
94	** Robert McWilliams III	5th	LB	6-4	235	South Miami, Fla. (Coral Gables)
95	Joe Anderson	So.	DE	6-4	280	Murfreesboro, Tenn. (South Carolina)
96	Hunter MacDonald	So.	LS	6-2	245	Crown Point, Ind. (Crown Point)
97	*** Semisi Fakasiieiki	5th	LB	6-2	230	Compton, Calif. (Dominguez)
98	Greg Hudgins III	R-Fr.	DT	6-4	285	Washington, D.C. (St. John's College Prep)
99	** Jack Sullivan	Jr.	DE	6-5	275	Plainfield, Ill. (Plainfield East)

* denotes letters earned.

Head Coach: Jeff Brohm

Assistant Coaches: Marty Biagi (Special Teams Coordinator/Defensive Assistant), Brian Brohm (Co-Offensive Coordinator/Quarterbacks), Ron English (Co-Defensive Coordinator/Secondary), Mark Hagen (Co-Defensive Coordinator/Defensive Line), Brad Lambert (Co-Defensive Coordinator/Linebackers), JaMarcus Shephard (Co-Offensive Coordinator/Wide Receivers), James Adams (Cornerbacks), Chris Barclay (Running Backs), Neil Callaway (Assistant Offensive Line), Dale Williams (Offensive Line/Tight Ends)
Ryan Wallace (Offense/Special Teams Assistant)

Quality Control: David Elson (Defensive and Special Teams), JMichael Jonard (Offensive)

Recruiting Staff: Nate Dennison (Director of Football Recruiting), Tyson Street (Associate Director of Football Recruiting/Assistant DFO), Justin Sinz (Assistant Director of Football Recruiting/QC), T.J. McCollum (Football Recruiting Associate/QC), Jontavious Morris (Football Recruiting Associate/QC)

Graduate Assistants: D.J. Knox, MeLeick Miles, Adam Mueller, Mason Petrino

Strength & Conditioning Staff: Domenic Reno (Director of Football Strength & Conditioning), Ryan Phillis (Senior Associate Director of Football Strength & Conditioning), Tony Webb (Associate Director of Football Strength & Conditioning), Stephen Houston (Assistant Director of Football Strength & Conditioning), Dustin Tripp (Assistant Director of Football Strength & Conditioning)

Executive Director of Administration and Operations/Chief of Staff: Greg Brohm

Director of Player Development: Mel Mills

2021 PURDUE DEPTH CHART

UPDATED - NOV. 17 2021

OFFENSE

WR	33	Jackson Anthrop	5th	WR	5-11	190	West Lafayette, Ind. (Central Catholic)
	8	T.J. Sheffield	So.	WR	5-11	190	Thompson's Station, Tenn. (Independence)
	18	Deion Burks	Fr.	WR	5-11	180	Belleville, Mich. (Belleville)
LT	69	Greg Long	Gr.	OL	6-4	300	El Paso, Texas (UTEP)
	68	Cam Craig	So.	OL	6-5	310	Dublin, Ohio (Jerome)
LG	75	Spencer Holstege	So.	OL	6-5	310	Grand Rapids, Mich. (South Christian)
	54	Josh Kaltenberger	R-Fr.	OL	6-5	305	Cranberry Township, Pa. (Seneca Valley)
C	53	Gus Hartwig	So.	OL	6-5	310	Zionsville, Ind. (Zionsville)
	75	Spencer Holstege	So.	OL	6-5	310	Grand Rapids, Mich. (South Christian)
RG	78	Tyler Witt	Gr.	OL	6-2	305	Joliet, Ill. (Western Kentucky)
	59	Dave Monnot	So.	OL	6-6	300	Joliet, Ill. (Joliet Catholic)
RT	74	Eric Miller	Jr.	OL	6-7	305	Mason, Ohio (William Mason)
	68	Cam Craig	So.	OL	6-5	310	Dublin, Ohio (Jerome)
TE	87	Payne Durham	Jr.	TE	6-5	255	Suwanee, Ga. (Peachtree Ridge)
	88	Garrett Miller	So.	TE	6-5	245	Round Rock, Texas (Round Rock)
	89	Paul Piferi	So.	TE	6-5	240	Villa Park, Calif. (Villa Park)
WR	0	Milton Wright	Jr.	WR	6-3	195	Louisville, Ky. (Christian Academy Louisville)
	29	Broc Thompson	Jr.	WR	6-3	190	Indianapolis, Ind. (Marshall)
WR	3	David Bell	Jr.	WR	6-2	205	Indianapolis, Ind. (Warren Central)
	29	Broc Thompson	Jr.	WR	6-3	190	Indianapolis, Ind. (Marshall)
QB	16	Aidan O'Connell	5th	QB	6-3	210	Long Grove, Ill. (Stevenson)
	13	Jack Plummer	Jr.	QB	6-5	215	Gilbert, Ariz. (Gilbert)
RB	22	King Doerue	Jr.	RB	5-10	205	Amarillo, Texas (Tascosa)
	40	Zander Horvath	5th	RB	6-3	230	Mishawaka, Ind. (Marian)
	38	Dylan Downing	R-Fr.	RB	6-0	225	Carmel, Ind. (UNLV)

SPECIALISTS

P	30	Jack Ansell	Fr.	P	6-2	205	Warrnambool, Australia (Brauer College)
	47	Brendan Cropsey	R-Fr.	P	6-1	190	Saline, Mich. (Saline)
PK	24	Mitchell Fineran	Gr.	K	5-11	185	Fort Valley, Ga. (Samford)
	39	Ben Freehill	So.	K	6-1	190	Gibson City, Ill. (Oklahoma State)
H	11	Jack Albers	So.	QB	6-0	185	Louisville, Ky. (Dayton)
	8	T.J. Sheffield	So.	WR	5-11	190	Thompson's Station, Tenn. (Independence)
PR	33	Jackson Anthrop	5th	WR	5-11	190	West Lafayette, Ind. (Central Catholic)
	31	Nick Zecchino	Sr.	LS	6-0	210	Cedar Grove, N.J. (UConn)
LS	96	Hunter MacDonald	So.	LS	6-2	245	Crown Point, Ind. (Crown Point)
	24	Mitchell Fineran	Gr.	K	5-11	185	Fort Valley, Ga. (Samford)
KO	39	Ben Freehill	So.	K	6-1	190	Gibson City, Ill. (Oklahoma State)
	8	T.J. Sheffield	So.	WR	5-11	190	Thompson's Station, Tenn. (Independence)
KR	33	Jackson Anthrop	5th	WR	5-11	190	West Lafayette, Ind. (Central Catholic)

DEFENSE

DE	5	George Karlaftis	Jr.	DE	6-4	275	West Lafayette, Ind. (West Lafayette)
	99	Jack Sullivan	Jr.	DE	6-5	275	Plainfield, Ill. (Plainfield East)
DT	90	Lawrence Johnson	Jr.	DT	6-3	310	Fort Wayne, Ind. (Snider)
	92	Bryce Austin	R-Fr.	DT	6-2	305	Detroit, Mich. (Southfield Arts & Tech)
DT	58	Branson Deen	Jr.	DT	6-2	275	Indianapolis, Ind. (Lawrence Central)
	34	Damarjhe Lewis	R-Fr.	DT	6-3	300	Griffin, Ga. (Indiana)
DE	44	Kydran Jenkins	R-Fr.	DE	6-1	270	Louisville, Ga. (Jefferson County)
	99	Jack Sullivan	Jr.	DE	6-5	275	Plainfield, Ill. (Plainfield East)
SAM	6	Jalen Graham	Jr.	LB/S	6-3	220	Detroit, Mich. (Cass Tech)
	20	OC Brothers	So.	LB	6-2	220	Southwest Brevard Country, Fla. (Auburn)
MIKE	43	Kieren Douglas	5th	LB	6-2	240	Pickerington, Ohio (Pickerington Central)
	37	Jacob Wahlberg	So.	LB	6-4	235	Muskegon, Mich. (Mona Shores)
WILL	36	Jaylan Alexander	Sr.	LB	6-1	240	Hoffman Estates, Ill. (Hoffman Estates)
	42	Clyde Washington	R-Fr.	LB	6-3	230	Medford, N.J. (Lanape)
CB	1	Dedrick Mackey	5th	CB	5-11	190	Miami, Fla. (Booker T. Washington)
	27	Anthony Romphf	R-Fr.	CB	6-0	190	Southfield, Mich. (Southfield Arts & Tech)
SAF	10	Cam Allen	Jr.	S	6-1	195	Bluefield, Va. (Graham)
	17	Chris Jefferson	Sr.	S	5-11	190	Euclid, Ohio (Findlay)
SAF	4	Marvin Grant	So.	S	6-2	210	Detroit, Mich. (Martin Luther King)
	21	Sanoussi Kane	So.	S	6-0	205	Harlem, N.Y. (Blair Academy)
CB	7	Jamari Brown	Jr.	CB	6-3	205	Sunrise, Fla. (Kentucky)
	26	Brandon Calloway	Fr.	CB	6-1	195	Griffin, Ga. (Griffin)

PRONUNCIATION GUIDE

#1 Michael Alaimo	UH-lie-MOE
#1 Dedrick Mackey	DED-rick
#2 Abdur-Rahmaan Yaseen	AB-der Rah-MON Yah-seen
#5 George Karlaftis	CAR-loft-tis
#14 Yanni Karlaftis	CAR-loft-tis
#17 Christian Gelov	Hard G
#21 Sanoussi Kane	Sah-NOO-see
#22 King Doerue	DOE-roo
#24 Mitchell Fineran	FIN-er-ren
#27 Anthony Romphf	ROMP-f
#28 Ja'Quez Cross	ja-QWEZ
#30 Jack Ansell	like anvil, but with an s
#31 Nick Zecchino	zah-KEY-no
#33 Jackson Anthrop	AN-thrup
#34 Damarjhe Lewis	Duh-mar-dzjay
#40 Zander Horvath	HOR-voth
#40 Hayden Ellinger	soft g
#41 Khali Saunders	Kah-lee
#43 Kieren Douglas	Keer-ren
#48 Kyle Bilodeau	BILL-uh-DUE
#50 Sulaiman Kpaka	SUE-la-MON pock-UH
#52 Zac Tuinei	TWO-en-nay
#56 Khordae Sydnor	KORE-day
#59 Dave Monnot III	Mon-NO
#62 Ben Kuhns	Koons
#63 Marcus Mbow	Like Bow & Arrow
#64 Mahamane Mousa	MA-ha-main MOO-sa
#71 Nalin Fox	NAY-lin
#80 Camdyn Childers	Chill-ders
#83 Jack Cravaack	CRAH-vack
#84 Edward Dellinger	DELL-in-ger (soft g)
#84 Preston Terrell	Te-RELL
#89 Paul Piferi	pa-FAIR-ree
#91 Ben Buechel	Byue-SHELL
#97 Semisi Fakasiieki	SAH-mee-SEE, FHAK-uh-see-Eh-key

LAST TIME FOR PURDUE...

RUSHING

Had 300 or more yards.....	vs. Eastern Michigan, Sept. 8, 2018 (341)
Had 400 or more yards.....	at Northwestern, Oct. 26, 2002 (407)
Had 50 or more attempts.....	at Missouri, Sept. 16, 2017 (50)
Had four or more touchdowns.....	at Nebraska, Sept. 29, 2018 (4)
Had two players with 100 yards.....	vs. Eastern Michigan, Sept. 8, 2018 D.J. Knox (152) and Markell Jones (109)
Had a player with three straight 100-yard games.....	Zander Horvath (2019 - vs. Indiana, 2020 - vs. Iowa, at Illinois)

PASSING

Had 400 or more yards.....	vs. Michigan State, Nov. 6, 2021 (536)
Had 500 or more yards.....	vs. Michigan State, Nov. 6, 2021 (536)
Had 45 or more attempts.....	at Ohio State, Nov. 13, 2021 (52)
Had 30 or more completions.....	at Ohio State, Nov. 13, 2021 (40)
Threw four or more touchdowns.....	at Ohio State, Nov. 13, 2021 (4)
Threw three interceptions.....	vs. Wisconsin, Oct. 23, 2021 (3)
Threw four or more interceptions.....	vs. Northwestern, Nov. 12, 2016 (4)

RECEIVING

Had two players with 100 yards.....	vs. Oregon State, Sept. 4, 2021 (Bell - 134, Durham - 120)
Had three players with 100 yards.....	vs. Missouri, Sept. 15, 2018 (Rondale Moore 137, Brycen Hopkins 136 and Isaac Zico 100)

COMBINATION OFFENSE

Had a 200-yard passer and a 100-yard rusher.....	vs. Rutgers, Nov. 28, 2020 (Jack Plummer 237 yards passing and Zander Horvath 101 yards rushing)
Had a 100-yard rusher and a 100-yard receiver.....	at Illinois, Oct. 31, 2020 (Zander Horvath 102 yards rushing; and David Bell 122 and Milton Wright 100 yards receiving)

TOTAL OFFENSE

Had 500 or more yards of total offense.....	vs. Michigan State, Nov. 6, 2021 (594)
Had 600 or more yards of total offense.....	at Illinois, Oct. 13, 2018 (611)
Ran 75 or more total plays of offense.....	vs. Michigan State, Nov. 6, 2021 (85)
Ran 85 or more total plays of offense.....	vs. Michigan State, Nov. 6, 2021 (85)

SCORING

Scored 40 or more points.....	at UConn, Sept. 11, 2021 (49)
Scored 50 or more points.....	vs. Nebraska, Oct. 31, 2015 (55)
Scored 60 or more points.....	at Indiana, Nov. 22, 2008 (62)
Allowed 30 or more points.....	at Ohio State, Nov. 13, 2021 (59)
Allowed 40 or more points.....	at Ohio State, Nov. 13, 2021 (59)
Allowed 50 or more points.....	at Ohio State, Nov. 13, 2021 (59)
Was held scoreless.....	vs. Ohio State, Nov. 2, 2013 (56-0)
Held opponent scoreless.....	at UConn, Sept. 11, 2021 (49-0)
Did not allow a touchdown.....	vs. Illinois, Sept. 25, 2021

GIVEAWAYS/TAKEAWAYS

Did not commit a turnover.....	vs. Nebraska, Oct. 30, 2021
Committed five or more turnovers.....	at Nevada, Aug. 30, 2019 (5)
Recorded four or more takeaways.....	vs. Nebraska, Oct. 30, 2021 (4)
Recorded five or more takeaways.....	vs. Nebraska, Oct. 31, 2015 (5)
Intercepted four or more passes.....	vs. Nebraska, Oct. 30, 2021 (4)
Returned an interception for a touchdown.....	vs. Nebraska, Oct. 30, 2021 (Jalen Graham, 46-yards)
Returned a fumble for a touchdown.....	vs. Wisconsin, Oct. 23, 2021 (George Karlaftis, 56 yards)

DEFENSE

Held opponent to 50 or fewer rushing yards.....	vs. Nebraska, Oct. 28, 2017 (40)
Held opponent to 100 or fewer passing yards.....	vs. Wisconsin, Oct. 23, 2021 (52)
Held opponent to 200 or fewer yards of total offense.....	vs. Eastern Kentucky, Sept. 1, 2012 (190)
Scored a safety.....	vs. Rutgers, Nov. 28, 2020 (Branson Deen)
Recorded five or more sacks.....	vs. Eastern Michigan, Sept. 8, 2018 (6)
Stopped a two-point conversion.....	vs. Nebraska, Oct. 30, 2021

SPECIAL TEAMS

Returned a kickoff for a touchdown.....	at Penn State, Nov. 16, 2013 (Raheem Mostert, 100 yards)
Returned a punt for a touchdown.....	vs. Northern Illinois, Sept. 19, 2009 (Aaron Valentin, 62 yards)
Returned a blocked punt for a touchdown.....	vs. Northern Colorado, Sept. 6, 2008 (Mike Conway, 11 yards)
Blocked a punt.....	vs. Nebraska, Dec. 5, 2020 (Jackson Anthrop)
Blocked a field goal.....	at Michigan State, Oct. 27, 2018 (Lorenzo Neal)
Blocked a PAT kick.....	at Iowa, Nov. 21, 2015 (Jake Replogle)
Had a field goal blocked.....	at Minnesota, Nov. 20, 2020 (J.D. Dellinger)
Missed a kicking PAT.....	vs. Wisconsin, Oct. 23, 2021 (Mitchell Fineran)
Scored a 2-point conversion.....	vs. Indiana, Nov. 30, 2019 (Aidan O'Connell pass to Brycen Hopkins)
Did not punt.....	vs. Nevada, Sept. 24, 2016
Had a punt blocked.....	vs. Nebraska, Dec. 5, 2020
Recovered an onside kick (as kicking team).....	vs. Minnesota, Sept. 28, 2019

MISCELLANEOUS

Had 30 or more first downs.....	vs. Indiana, Nov. 28, 2015 (30)
Had 35 or more minutes of possession time.....	vs. Michigan State, Nov. 6, 2021 (35:13)
Was involved in an overtime game.....	vs. Indiana, Nov. 30, 2019 (L, 41-44 OT) [5-10 all-time in overtime games]

LAST TIME A BOILERMAKER...

RUSHING

Rushed for 100 yards or more.....	Zander Horvath vs. Rutgers, Nov. 28, 2020 (101)
Rushed for 150 yards or more.....	Zander Horvath vs. Indiana, Nov. 30, 2019 (164)
Rushed for 200 yards or more.....	Markell Jones vs. Indiana, Nov. 25, 2017 (217)
Rushed for 250 yards or more.....	Mike Alstott at Indiana, Nov. 24, 1995 (265)
Quarterback rushed for 100 or more yards.....	Rob Henry at Northwestern, Oct. 9, 2010 (132)
Rushed 20 or more times.....	King Doerue, vs. Minnesota, Oct. 2, 2021 (21)
Rushed 30 or more times.....	Markell Jones vs. Indiana, Nov. 25, 2017 (31)
Rushed for three touchdowns.....	D.J. Knox vs. Ohio State, Oct. 20, 2018 (3)
Rushed for four or more touchdowns.....	Kory Sheets vs. Miami (Ohio), Sept. 9, 2006 (4)
Had a run of 50 yards or more.....	Ronadale Moore vs. Eastern Michigan, Sept. 8, 2018 (53)
Had a run of 60 yards or more.....	Ronadale Moore vs. Northwestern, Aug. 30, 2018 (76)
Had a run of 70 yards or more.....	Ronadale Moore vs. Northwestern, Aug. 30, 2018 (76)
Had a run of 80 yards or more.....	Akeem Hunt at Indiana, Nov. 29, 2014 (82)

PASSING

Passed for 300 or more yards.....	Aidan O'Connell at Ohio State, Nov. 13, 2021 (390)
Passed for 400 or more yards.....	Aidan O'Connell vs. Michigan State, Nov. 6, 2021 (536)
Passed for 500 or more yards.....	Aidan O'Connell vs. Michigan State, Nov. 6, 2021 (536)
Attempted 40 or more passes.....	Aidan O'Connell at Ohio State, Nov. 13, 2021 (52)
Attempted 50 or more passes.....	Aidan O'Connell at Ohio State, Nov. 13, 2021 (52)
Completed 20 or more passes.....	Aidan O'Connell at Ohio State, Nov. 13, 2021 (40)
Completed 30 or more passes.....	Aidan O'Connell at Ohio State, Nov. 13, 2021 (40)
Threw four touchdowns.....	Aidan O'Connell at Ohio State, Nov. 13, 2021 (4)
Threw five or more touchdowns.....	Elijah Sindelar vs. Vanderbilt, Sept. 7, 2019 (5)
Completed a pass of 50 yards or more.....	Aidan O'Connell, vs. Michigan State, Nov. 6, 2021 (50)
Completed a pass of 60 yards or more.....	Aidan O'Connell, at Iowa, Oct. 16, 2021 (60)
Completed a pass of 70 yards or more.....	Jack Plummer vs. Nebraska, Dec. 5, 2020 (89)
Completed a pass of 80 yards or more.....	Jack Plummer vs. Nebraska, Dec. 5, 2020 (89)
Threw three or more interceptions.....	Aidan O'Connell vs. Wisconsin, Oct. 23, 2021 (3)

RECEIVING

Caught 10 or more passes.....	David Bell (11) at Ohio State, Nov. 13, 2021
Caught 15 or more passes.....	Rondale Moore at Minnesota, Nov. 20, 2020 (15)
Had 100 or more yards receiving.....	David Bell (103) at Ohio State, Nov. 13, 2021
Had 150 or more yards receiving.....	David Bell (217) vs. Michigan State, Nov. 6, 2021
Had 200 or more yards receiving.....	David Bell (217) vs. Michigan State, Nov. 6, 2021
Caught two touchdowns.....	Jackson Anthrop at Ohio State, Nov. 13, 2021
Caught three or more touchdowns.....	David Bell at UConn, Sept. 11, 2021 (3)
Caught a pass of 50 yards or more.....	David Bell (217) vs. Michigan State, Nov. 6, 2021
Caught a pass of 60 yards or more.....	David Bell at Iowa, Oct. 16, 2021 (60)
Caught a pass of 70 yards or more.....	David Bell vs. Nebraska, Dec. 5, 2020 (89)
Caught a pass of 80 yards or more.....	David Bell vs. Nebraska, Dec. 5, 2020 (89)

TOTAL OFFENSE

Had 400 or more yards total offense.....	Aidan O'Connell vs. Michigan State, Nov. 6, 2021 (536)
Had 500 or more yards total offense.....	Aidan O'Connell v vs. Michigan State, Nov. 6, 2021 (536)
Had 100 yards both passing and rushing.....	Brandon Kirsch at Michigan State, Nov. 16, 2002 (208 passing, 125 rushing)

ALL-PURPOSE

Had 150 or more all-purpose yards.....	David Bell, vs. Iowa, Oct. 16, 2021 (240)
Had 200 or more all-purpose yards.....	David Bell, vs. Iowa, Oct. 16, 2021 (240)
Had 250 or more all-purpose yards.....	Rondale Moore vs. Vanderbilt, Sept. 7, 2019 (279)

SCORING

Accounted for five or more touchdowns.....	Elijah Sindelar vs. Vanderbilt, Sept. 7, 2019 (5 passing, 1 rushing)
Accounted for six or more touchdowns.....	Elijah Sindelar vs. Vanderbilt, Sept. 7, 2019 (5 passing, 1 rushing)

DEFENSE

Intercepted two or more passes.....	Jalen Graham vs. Nebraska, Oct. 30, 2021 (2)
Intercepted three or more passes.....	Anthony Brown vs. Nebraska, Oct. 31, 2015 (3)
Intercepted four or more passes.....	Paul Beery at Wisconsin, Oct. 9, 1976 (4)
Recovered two or more fumbles.....	Ryan Russell vs. Minnesota, Oct. 8, 2011 (2)
Recorded 10 or more tackles.....	Jaylan Alexander at Ohio State, Nov. 13, 2021 (10)
Recorded 15 or more tackles.....	vs. Wisconsin, Oct. 23, 2021 (15)
Had two or more sacks.....	Derrick Barnes vs. Indiana, Nov. 30, 2019 (2.5)

SPECIAL TEAMS

Scored 10 or more points kicking.....	Mitchell Fineran vs. Michigan State, Nov. 6, 2021 (16)
Kicked four field goals.....	Mitchell Fineran vs. Michigan State, Nov. 6, 2021
Kicked five or more field goals.....	Rick Anderson vs. Michigan State, Oct. 25, 1980 (5)
Kicked a field goal of 50 or more yards.....	J.D. Dellinger vs. TCU, Sept. 14, 2019 (53)
Had a punt 60 or more yards.....	Zac Collins at Northwestern, Nov. 9, 2019 (61)
Had a punt 70 or more yards.....	Joe Schopper at Michigan State, Oct. 27, 2018 (74)
Punted 10 or more times.....	Joe Schopper vs. Michigan, Sept. 23, 2017 (11)
Totaled 100 or more punt return yards.....	Anthony Chambers vs. Penn State, Oct. 11, 2003 (149)
Totaled 100 or more kickoff return yards.....	TJ Sheffield vs. Nebraska, Dec. 5, 2020 (116)

LAST TIME AN OPPONENT...

RUSHING

Had 300 or more yards.....Wisconsin, Nov. 23, 2019 (403)
Had 50 or more attempts.....vs. Wisconsin, Oct. 23, 2021 (51)
Had four or more touchdowns.....Wisconsin, Nov. 23, 2019 (4)
Had two players with 100 yards.....vs. Wisconsin, Oct. 23, 2021 - Chez Mellusi (153), Braelon Allen (144)

PASSING

Had 300 or more yards.....at Ohio State, Nov. 13, 2021 (361)
Had 400 or more yards.....Vanderbilt, Sept. 7, 2019 (420)
Had 50 or more attempts.....at Indiana, Nov. 24, 2018 (51)
Had 60 or more attempts.....Ohio State, Oct. 20, 2018 (73)
Had 30 or more completions.....Vanderbilt, Sept. 7, 2019 (31)
Threw three or more touchdowns.....at Ohio State, Nov. 13, 2021 (5)

RECEIVING

Had two players with 100 yards.....at Ohio State, Nov. 13, 2021 (Jaxon Njigba-Smith, 139 and Garrett Wilson, 126)

TOTAL OFFENSE

Had 500 or more yards total offense.....at Ohio State, Nov. 13, 2021 (624)
Had 600 or more yards total offense.....at Ohio State, Nov. 13, 2021 (624)
Ran 80 or more plays of offense.....Rutgers, Nov. 28, 2020 (83)

SCORING

Scored 40 or more points.....at Ohio State, Nov. 13, 2021 (59)
Scored 50 or more points.....at Ohio State, Nov. 13, 2021 (59)

TAKEAWAYS

Returned an interception for a touchdown.....Illinois, Oct. 26, 2019 (Tony Adams 13 yards)
Returned a fumble for a touchdown.....Minnesota, Nov. 10, 2018 (Blake Cashman 40 yards)

DEFENSE

Scored a safety.....Northwestern, Nov. 9, 2019
Held Purdue to 50 or fewer rushing yards.....vs. Wisconsin, Oct. 23, 2021 (-13)
Held Purdue to 200 or fewer passing yards.....Illinois, Oct. 26, 2019 (136)
Held Purdue to 300 or fewer yards total offense.....vs. Wisconsin, Oct. 23, 2021 (206)

SPECIAL TEAMS

Returned a kickoff for a touchdown.....Northern Illinois, Sept. 28, 2013 (Tommylee Lewis, 99 yards)
Returned a punt for a touchdown.....Michigan, Nov. 1, 2008 (Martavious Odoms, 73 yards)
Returned a blocked punt for a touchdown.....Virginia Tech, Sept. 19, 2015 (Anthony Shegog, 15 yards)
Punted 10 or more times.....Nevada, Aug. 30, 2019 (10)
Missed a kicking PAT.....Rutgers, Nov. 28, 2020
Scored a 2-point conversion.....vs. Michigan State, Nov. 6, 2021

MISCELLANEOUS

Had 30 or more first downs.....at Ohio State, Nov. 13, 2021 (30)
Had 35 or more minutes of possession time.....Rutgers, Nov. 28, 2020 (35:08)

COMBINED OFFENSE

Had a 100-yard rusher and a 100-yard receiver.....at Ohio State, Nov. 13, 2021 (Miyan Williams, 117 rushing; Jaxon Njigba-Smith, 139 receiving and Garrett Wilson, 126 receiving)

INDIVIDUALS

Had a 100-yard rusher.....Miyan Williams (117) at Ohio State, Nov. 13, 2021
Had a 300-yard passer.....C.J. Stroud (361) at Ohio State, Nov. 13, 2021
Had a 100-yard receiver.....Jaxon Njigba-Smith (139) and Garrett Wilson (126) at Ohio State, Nov. 13, 2021
Had 15 or more tackles.....Trevor Morris, at Rutgers, Oct. 21, 2017 (15)

2021 GAME-BY-GAME STARTERS

OFFENSIVE STARTERS

OPPONENT	WR	WR/TE/FB	LT	LG	C	RG	RT	TE/WR	QB	RB/WR	WR
Oregon State	Wright	Anthrop	Long	Holstege	Hartwig	Witt	E. Miller	Durham	Plummer	Horvath	Bell
at UConn	Wright	G. Miller	Long	Holstege	Hartwig	Witt	E. Miller	Durham	Plummer	Horvath	Bell
at Notre Dame	Wright	Anthrop	Long	Holstege	Hartwig	Witt	E. Miller	Durham	Plummer	Doerue	Bell
Illinois	Wright	Anthrop	Long	Holstege	Hartwig	Witt	E. Miller	Thompson	Plummer	Cross	Sheffield
Minnesota	Wright	Anthrop	Long	Holstege	Hartwig	Witt	E. Miller	G. Miller	O'Connell	Doerue	Bell
at Iowa	Wright	G. Miller	Long	Holstege	Hartwig	Witt	E. Miller	Durham	O'Connell	Doerue	Bell
Wisconsin	Wright	Sheffield	Long	Holstege	Hartwig	Witt	E. Miller	Durham	O'Connell	Doerue	Bell
at Nebraska	Wright	Downing (FB)	E. Miller	Holstege	Hartwig	Witt	Craig	Durham	O'Connell	Doerue	Bell
Michigan State	Wright	Anthrop	Long	Holstege	Hartwig	Witt	E. Miller	Thompson	O'Connell	Sheffield	Bell
at Ohio State	Wright	Anthrop	Long	Holstege	Hartwig	Witt	E. Miller	Durham	O'Connell	Doerue	Bell
vs. Northwestern											
Indiana											
Bowl Game											

DEFENSIVE STARTERS

OPPONENT	DE	DT	DT	DE	LB	LB	LB/NB	CB	SS	FS	CB
Oregon State	Karlaftis	Deen	Johnson	Jenkins	Alexander	Graham	Romphf	Mackey	Allen	Grant	Trice
at UConn	Karlaftis	Deen	Johnson	Jenkins	Alexander	Graham	Douglas	Mackey	Allen	Grant	Trice
at Notre Dame	Karlaftis	Lewis	Johnson	Jenkins	Alexander	Graham	Douglas	Mackey	Allen	Grant	Brown
Illinois	Karlaftis	Deen	Johnson	Jenkins	Alexander	Graham	Douglas	Mackey	Allen	Grant	Brown
Minnesota	Karlaftis	Deen	Johnson	Jenkins	Alexander	Graham	Douglas	Mackey	Allen	Grant	Brown
at Iowa	Karlaftis	Deen	Johnson	Jenkins	Alexander	Graham	Douglas	Mackey	Allen	Grant	Brown
Wisconsin	Karlaftis	Deen	Johnson	Jenkins	Alexander	Graham	Douglas	Mackey	Allen	Grant	Brown
at Nebraska	Karlaftis	Deen	Johnson	Jenkins	Alexander	Graham	Douglas	Mackey	Allen	Grant	Brown
Michigan State	Karlaftis	Deen	Johnson	Jenkins	Alexander	Graham	Douglas	Mackey	Allen	Grant	Brown
at Ohio State	Karlaftis	Deen	Johnson	Jenkins	Alexander	Graham	Douglas	Mackey	Allen	Grant	Brown
vs. Northwestern											
Indiana											
Bowl Game											

YEAR-BY-YEAR CAREER STARTS

OFFENSE							DEFENSE					
PLAYER	17	18	19	20	21	TOTAL	PLAYER	18	19	20	21	TOTAL
David Bell	--	--	9	6	9	24	George Karlaftis	--	12	3	10	25
Jackson Anthrop	11	2	3	0	6	22	Dedrick Mackey	--	9	6	10	25
Milton Wright	--	--	5	6	10	21	Jalen Graham	--	8	5	10	23
Payne Durham	--	--	4	6	7	17	Jaylan Alexander	1	6	5	10	22
Greg Long	--	--	--	6	9	15	Lawrence Johnson	--	9	2	10	21
Spencer Holstege	--	--	--	5	10	15	Cory Trice	--	5	6	2	13
King Doerue	--	--	8	0	6	14	Cam Allen	--	--	5	10	15
Sam Garvin	--	--	7	6		13	Branson Deen	--	--	4	9	13
Jack Plummer	--	--	6	3	4	13	Kieren Douglas	--	--	1	9	10
Gus Hartwig	--	--	--	3	10	13	Marvin Grant	--	--	--	10	10
Eric Miller	--	--	2	0	10	12	Kydran Jenkins	--	--	--	9	9
Aidan O'Connell	--	--	3	3	6	12	Jamari Brown	--	--	--	8	8
Zander Horvath	--	--	4	5	2	11	DaMarcus Mitchell	--	--	5		5
Tyler Witt	--	--	--	-	10	10	Semisi Fakasiieiki	--	4	1		5
Garrett Miller	--	--	--	1	3	4	Jack Sullivan	--	--	2		2
TJ Sheffield	--	--	--	--	3	3	Robert McWilliams	--	--	1		1
Broc Thompson	--	--	--	--	2	2	Anthony Romphf	--	--	--	1	1
Cam Craig	--	--	--	1	1	2	Damarjhe Lewis	--	--	--	1	1
DJ Washington	--	--	--	1	-	1						
Ja'Quez Cross	--	--	--	--	1	1						

2021 PURDUE TOUCHDOWN BREAKDOWN

YARDS	NO. OF TD	DRIVE LENGTH	TIME OF POSSESSION	TD DRIVES	PLAYS ON TD DRIVES	TDS
1-9	15	-	0:01-0:59	-	1 Play	-
10-19	6	-	1:00-1:30	2	2 Plays	-
20-29	3	-	1:31-1:59	4	3 Plays	-
30-39	2	2	2:00-2:59	7	4 Plays	5
40-49	-	4	3:00-3:59	7	5 Plays	1
50-59	2	2	4:00-4:59	5	6 Plays	2
60-69	-	4	5:00-5:59	2	7 Plays	5
70-79	-	8	6:00-6:59	1	8 Plays	2
80-89	-	4	7:00+	-	9 Plays	4
90+	-	3	OT	-	10 Plays	5

Longest TD: 59 at UConn

Shortest TD: 1 three times

Avg. yards on TD Drives: 65.3 yards

Shortest TD Drive Time: 1:04, vs. Oregon State

Longest TD Drive Time: 6:57, at Nebraska

Avg. TD Drive Time: 3:02

Shortest Drive by Plays: 4 five times

Longest Drive by Plays: 15 vs. Minnesota

Avg. No. of Plays on TD Drives: 8.1

2021 PURDUE REDZONE NUMBERS

OPPONENT	NO.	SCORE	PCT.	PTS.	TD	RUSH	PASS	FG	MISSED FG	DOWNS	INT.	FUMBLES	HALF	GAME
Oregon State	4	3	.750	17	2	1	1	1	0	0	0	0	0	0
at UConn	5	5	1.000	35	5	1	4	0	0	0	0	0	0	0
at Notre Dame	4	3	.750	13	1	0	1	2	0	0	1	0	0	0
Illinois	4	3	.750	13	1	0	1	2	0	0	1	0	0	0
Minnesota	4	3	.750	13	1	0	1	2	1	0	0	0	0	0
at Iowa	5	3	.600	17	2	1	1	1	1	0	0	1	0	0
Wisconsin	1	1	1.000	6	1	0	1	0	0	0	0	0	0	0
at Nebraska	4	3	.750	21	3	1	2	0	1	0	0	0	0	0
Michigan State	7	7	1.000	33	3	1	2	4	0	0	0	0	0	0
at Ohio State	3	3	1.000	17	2	0	2	1	0	0	0	0	0	0
at Northwestern Indiana														
Season Totals	41	34	.829	186	21	5	16	13	3	0	2	1	0	0

2021 OPPONENT REDZONE NUMBERS

OPPONENT	NO.	SCORE	PCT.	PTS.	TD	RUSH	PASS	FG	MISSED FG	DOWNS	INT.	FUMBLES	HALF	GAME
Oregon State	3	3	1.000	21	3	3	0	0	0	0	0	0	0	0
at UConn	1	0	.000	0	0	0	0	0	0	1	0	0	0	0
at Notre Dame	2	2	1.000	6	0	0	0	2	0	0	0	0	0	0
Illinois	2	1	.500	3	0	0	0	1	0	1	0	0	0	0
Minnesota	2	2	1.000	10	1	1	0	1	0	0	0	0	0	0
at Iowa	5	1	.200	7	1	1	0	0	1	1	2	0	0	0
Wisconsin	6	6	1.000	30	3	3	0	3	0	0	0	0	0	0
at Nebraska	4	4	1.000	23	3	1	2	1	0	0	0	0	0	0
Michigan State	4	2	.500	15	2	1	1	0	1	0	1	0	0	0
at Ohio State	6	5	.833	31	4	1	3	1	0	0	0	0	0	1
at Northwestern Indiana														
Season Totals	35	26	.743	146	17	11	6	9	2	3	3	0	0	1

2021 PURDUE DRIVE CHARTS

OPPONENT	DRIVES	TD	FG	MISSED FG	PUNTS	FUMBLES	INT	DOWNS	HALF	AVG. START
Oregon State	13	3	3	0	5	0	0	0	1	PUR 34
at UConn	12	7	0	0	4	0	0	0	1	PUR 29
at Notre Dame	14	1	2	0	7	0	2	0	1	PUR 27
Illinois	12	1	2	0	5	0	2	0	2	PUR 21
Minnesota	11	1	2	1	4	1	1	1	0	PUR 18
at Iowa	10	3	1	1	4	1	0	0	0	PUR 23
Wisconsin	13	1	0	0	5	2	2	1	1	PUR 26
at Nebraska	12	3	0	2	5	0	0	1	1	PUR 36
Michigan State	12	4	4	0	2	1	0	0	1	PUR 28
at Ohio State	10	4	1	0	2	1	0	1	1	PUR 22
at Northwestern Indiana										
Season Totals	119	28	15	4	43	6	7	4	9	PUR 32

Scoring on change of possession: George Karlaftis, 56-yd FR TD vs. Wisconsin, Jalen Graham, 46-yard INT TD

2021 OPPONENT DRIVE CHARTS

OPPONENT	DRIVES	TD	FG	MISSED FG	PUNTS	FUMBLES	INT	DOWNS	HALF	AVG. START
Oregon State	13	3	0	0	5	0	1	3	1	OSU 23
at UConn	12	0	0	1	7	0	1	2	1	UConn 25
at Notre Dame	14	3	3	1	7	0	0	0	1	ND 32
Illinois	11	0	3	1	6	0	0	1	0	ILL 28
Minnesota	12	2	2	0	6	0	0	0	2	MINN 28
at Iowa	11	1	0	1	3	0	4	1	1	IOWA 38
Wisconsin	14	3	3	0	5	2	0	0	0	WISC 42
at Nebraska	13	3	1	0	4	0	4	0	1	NEB 26
Michigan State	12	4	0	1	4	1	1	0	1	MSU 28
at Ohio State	11	8	1	0	1	0	0	0	1	OSU 37
at Northwestern Indiana										
Season Totals	123	27	13	5	48	3	11	7	9	OPP 36

2021 PURDUE SCORING DRIVES

GAME	OBTAINED	SCORING PLAY	PLAYS	YARDS	TOP	SCORE	QUARTER	TIME
Oregon State	Punt	Horvath 11-yard rush	4	45	1:45	TD	First	11:15
	Punt	Fineran 48-yard FG	8	47	3:24	FG	Second	8:19
	Interception	Fineran 39-yard FG	10	32	2:14	FG	Second	0:06
	Downs	Fineran 22-yard FG	10	42	5:41	FG	Third	1:19
	Downs	Durham 5-yard reception	6	37	4:56	TD	Fourth	3:20
	Kickoff	Durham 50-yard reception	4	75	1:04	TD	Fourth	1:04
at UConn	Downs	Durham 17-yard reception	5	56	2:18	TD	First	5:06
	Punt	Bell 30-yard reception	9	83	2:51	TD	Second	13:21
	FG Miss	Doerue 1-yard rush	7	68	3:34	TD	Second	8:16
	Punt	Bell 59-yard reception	4	82	1:51	TD	Second	3:29
	Punt	Bell 8-yard reception	9	65	1:43	TD	Second	0:35
	Kickoff	Rice 15-yard reception	11	90	4:15	TD	Third	10:38
	Punt	Sheffield 5-yard reception	9	46	4:01	TD	Third	4:12
at Notre Dame	Punt	Fineran 34-yard FG	10	32	3:41	FG	First	9:58
	Kickoff	Fineran 34-yard FG	9	50	3:48	FG	Second	11:06
	Kickoff	Wright 2-yard reception	6	75	2:51	TD	Third	7:08
Illinois	Kickoff	Fineran 23-yard FG	15	69	6:29	FG	First	8:31
	Punt	Fineran 30-yard FG	6	34	2:57	FG	First	3:34
	Punt	Sheffield 14-yard reception	10	94	3:42	TD	Fourth	5:44
Minnesota	Kickoff	Fineran 36-yard FG	10	56	3:56	FG	First	6:07
	Punt	Wright 7-yard reception	15	91	5:03	TD	Second	13:40
	Kickoff	Fineran 24-yard FG	11	68	4:37	FG	Second	0:12
at Iowa	Punt	O'Connell 6-yard rush	10	67	4:56	TD	First	3:38
	Kickoff	Sheffield 3-yard reception	9	80	3:01	TD	Second	0:19
	Kickoff	Fineran 31-yard field goal	8	66	3:46	FG	Third	11:07
	Punt	Bell 21-yard reception	7	46	3:00	TD	Fourth	12:29
Wisconsin	Fumble	Durham 10-yard reception	4	39	1:37	TD	Second	14:16
at Nebraska	Kickoff	Horvath 1-yard rush	14	75	6:57	TD	Second	3:48
	Punt	Wright 3-yard reception	8	48	2:59	TD	Third	2:47
	Punt	Anthrop 9-yard reception	14	75	5:47	TD	Fourth	10:05
Michigan State	Fumble	Bell 5-yard reception	9	62	3:37	TD	First	9:12
	Punt	Thompson 8-yard reception	8	70	3:28	TD	Second	13:23
	Punt	Anthrop 39-yard reception	4	51	1:13	TD	Second	4:50
	Kickoff	Doerue 1-yard rush	7	70	2:44	TD	Third	9:31
	Punt	Fineran 29-yard FG	7	51	1:32	FG	Third	6:31
	Punt	Fineran 24-yard FG	14	60	7:14	FG	Fourth	13:02
	Downs	Fineran 23-yard FG	9	93	2:24	FG	Fourth	6:48
	Kickoff	Fineran 22-yard FG	10	76	4:17	FG	Fourth	0:41
at Ohio State	Kickoff	Anthrop 25-yard reception	7	75	2:49	TD	First	8:56
	Kickoff	Thompson 12-yard reception	10	80	4:21	TD	Second	9:01
	Kickoff	Fineran 32-yard FG	10	61	3:10	FG	Second	4:12
	Kickoff	Wright 29-yard reception	7	75	2:55	TD	Third	7:53
	Punt	Anthrop 9-yard reception	10	87	4:09	TD	Third	2:02
at Northwestern								
Indiana								

THIRD DOWNS

3RD DOWN CONVERSIONS

	Conv.	Att.	Pct.
Purdue	67	149	45.0
Opponents	47	130	36.2

3RD DOWN BY DISTANCE

	Long (9+)	Short (1-4)
Purdue	10-39	24-48
Opponents	6-38	27-47

3RD DOWN PASSING

	Comp.	Att.	Yds.
Purdue	66	107	846
Opponents	46	82	432

3RD DOWN RUSHING

	Rushes	Yds.	Avg.
Purdue	31	65	2.1
Opponents	46	179	3.9

3RD DOWN MISCELLANEOUS

	Opp Pen.	Opp Yds.	TOs
Purdue	4	43	7
Opponents	2	20	2

3RD DOWN IN FIRST QUARTER

	Conv.	Att.	Pct.
Purdue	17	36	47.2
Opponents	14	30	46.7

3RD DOWN IN SECOND QUARTER

	Conv.	Att.	Pct.
Purdue	17	37	45.9
Opponents	9	38	23.7

3RD DOWN IN THIRD QUARTER

	Conv.	Att.	Pct.
Purdue	17	34	50.0
Opponents	11	30	36.7

3RD DOWN IN FOURTH QUARTER

	Conv.	Att.	Pct.
Purdue	16	42	38.1
Opponents	13	33	39.4

3-AND-OUTS FORCED

	Total	Avg.
Purdue	30	3.0
Opponents	20	2.0

FOURTH DOWNS

4TH DOWN CONVERSIONS

	Conv.	Att.	Pct.
Purdue	7	13	53.8
Opponents	4	12	33.3

4TH DOWN IN FIRST QUARTER

	Conv.	Att.	Pct.
Purdue	1	2	50.0
Opponents	0	1	0.0

4TH DOWN IN SECOND QUARTER

	Conv.	Att.	Pct.
Purdue	2	3	66.7
Opponents	2	2	100.0

4TH DOWN IN THIRD QUARTER

	Conv.	Att.	Pct.
Purdue	1	2	50.0
Opponents	1	2	50.0

4TH DOWN IN FOURTH QUARTER

	Conv.	Att.	Pct.
Purdue	3	6	50.0
Opponents	1	7	14.3

2021 TURNOVER TABLE

TAKEAWAYS	TAKEAWAYS			RESULT			GIVEAWAYS	GIVEAWAYS			RESULT		
Opponent	Fum.	Int.	Total	TD	FG	Pts.	Opponent	Fum.	Int.	Total	TD	FG	Pts.
Oregon State	0	1	1	0	1	3	Oregon State	0	1	1	0	0	0
at UConn	0	1	1	0	0	0	at UConn	0	0	0	0	0	0
at Notre Dame	0	0	0	0	0	0	at Notre Dame	0	2	2	0	0	0
Illinois	0	0	0	0	0	0	Illinois	0	2	2	0	1	3
Minnesota	0	0	0	0	0	0	Minnesota	1	1	2	1	0	7
at Iowa	0	4	4	0	0	0	at Iowa	1	0	1	0	0	0
Wisconsin	2	0	2	2	0	13	Wisconsin	2	3	5	1	2	13
at Nebraska	0	4	4	1	0	7	at Nebraska	0	0	0	0	0	0
Michigan State	1	1	2	1	1	10	Michigan State	1	0	1	1	0	7
at Ohio State	0	0	0	0	0	0	at Ohio State	2	0	2	1	0	7
vs. Northwestern							vs. Northwestern						
Indiana							Indiana						
Totals	3	11	14	4	2	33	Totals	7	6	16	4	3	37

2021 FIRST DOWNS

RUSHING

King Doerue.....	22
Dylan Downing.....	8
Zander Horvath.....	7
Jackson Anthrop.....	3
David Bell.....	3
Austin Burton.....	2
Jack Plummer.....	2
Ja'Quez Cross.....	1
Aidan O'Connell.....	1
Total	49

PASSING

Aidan O'Connell.....	136
Jack Plummer.....	42
Austin Burton.....	1
Total	178

RECEIVING

David Bell.....	50
Milton Wright.....	30
Payne Durham.....	21
Jackson Anthrop.....	17
TJ Sheffield.....	14
Broc Thompson.....	13
Garrett Miller.....	8
King Doerue.....	7
Mershawn Rice.....	5
Abur-Rahmaan Yaseen.....	4
Zander Horvath.....	3
Paul Piferi.....	2
Dylan Downing.....	2
Marcellus Moore.....	1
Ja'Quez Cross.....	1
Total	155

TOTAL FIRST DOWNS

Aidan O'Connell.....	137
David Bell.....	53
Jack Plummer.....	44
Milton Wright.....	30
King Doerue.....	29
Payne Durham.....	21
Jackson Anthrop.....	20
TJ Sheffield.....	14
Broc Thompson.....	13
Dylan Downing.....	10
Zander Horvath.....	10
Garrett Miller.....	8
Mershawn Rice.....	5
Abur-Rahmaan Yaseen.....	4
Austin Burton.....	3
Ja'Quez Cross.....	1
Marcellus Moore.....	1
Penalty.....	12

BIG PLAYS LIST (47)

YARDS	TYPE	PLAYER(S)	OPPONENT
60	Pass	David Bell from Aidan O'Connell	at Iowa
59	Pass	David Bell from Jack Plummer (TD)	at UConn
56	Fum. Return	George Karlaftis (TD)	Wisconsin
53	Pass	David Bell from Aidan O'Connell	Michigan State
50	Pass	David Bell from Aidan O'Connell	Michigan State
50	Pass	Payne Durham from Jack Plummer (TD)	Oregon State
47	Pass	David Bell from Aidan O'Connell	at Iowa
46	Pass	King Doerue from Aidan O'Connell	Michigan State
45	INT Return	Jalen Graham (TD)	at Nebraska
43	Pass	Abur-Rahmaan Yaseen from Aidan O'Connell	Illinois
42	Pass	David Bell from Aidan O'Connell	Michigan State
42	Pass	David Bell from Jack Plummer	Oregon State
39	Pass	Jackson Anthrop from Aidan O'Connell (TD)	Michigan State
37	Pass	Broc Thompson from Jack Plummer	Oregon State
34	Pass	David Bell from Aidan O'Connell	Minnesota
32	Pass	David Bell from Jack Plummer	at Notre Dame
32	Pass	David Bell from Aidan O'Connell	Minnesota
31	Rush	King Doerue	at Notre Dame
30	Pass	David Bell from Jack Plummer (TD)	at UConn
29	Pass	Milton Wright from Aidan O'Connell (TD)	at Ohio State
28	Pass	Broc Thompson from Aidan O'Connell	at Iowa
27	Pass	Milton Wright from Aidan O'Connell	Illinois
27	Pass	Milton Wright from Aidan O'Connell	Minnesota
27	Pass	Jackson Anthrop from Aidan O'Connell	at Notre Dame
26	Rush	David Bell	at UConn
25	Pass	T.J. Sheffield from Aidan O'Connell	at Ohio State
25	Pass	Jackson Anthrop from Aidan O'Connell (TD)	at Ohio State
24	Pass	Milton Wright from Aidan O'Connell	at Ohio State
24	Pass	Payne Durham from Aidan O'Connell	Wisconsin
24	Pass	David Bell from Aidan O'Connell	at Iowa
24	Rush	Zander Horvath	Oregon State
23	Pass	David Bell from Aidan O'Connell	at Ohio State
23	Pass	David Bell from Aidan O'Connell	Minnesota
23	Rush	King Doerue	at UConn
22	Pass	Jackson Anthrop from Aidan O'Connell	at Ohio State
22	INT Return	Cam Allen	at Nebraska
22	Pass	Jackson Anthrop from Jack Plummer	at Notre Dame
22	Pass	David Bell from Jack Plummer	Oregon State
22	KO Return	Marcellus Moore	at Notre Dame
21	Pass	David Bell from Aidan O'Connell	at Nebraska
21	Pass	David Bell from Aidan O'Connell (TD)	at Iowa
21	Pass	Milton Wright from Aidan O'Connell	Minnesota
21	Pass	Garrett Miller from Aidan O'Connell	Michigan State
20	Pass	Zander Horvath from Aidan O'Connell	at Ohio State
20	Pass	David Bell from Aidan O'Connell	at Iowa
20	Pass	Jackson Anthrop from Jack Plummer	at UConn
20	KO Return	TJ Sheffield	at Iowa

LONGEST PLAYS OF THE YEAR

Rushing: King Doerue (31, Notre Dame)
Rushing TD: Zander Horvath (11, Oregon State)
Passing: Bell from O'Connell (60, Iowa)
Passing TD: Bell from Plummer (59, UConn)
Punt Return: TJ Sheffield (11, Wisconsin)
Kick Return: Marcellus Moore (22, Notre Dame)
Interception: Jalen Graham (45, Nebraska)
Fumble Return: George Karlaftis (56, Wisconsin)
Punt: Brendan Cropsey (56, Notre Dame)
Field Goal: Mitchell Fineran (48, Oregon State)

20-YARD TRACKER

NAME	NO.	TD	P	R	KR	PR	IR	FR
Cam Allen	1	-	-	-	-	-	1	-
Jackson Anthrop	6	2	6	-	-	-	-	-
David Bell	19	3	18	1	-	-	-	-
King Doerue	3	-	1	2	-	-	-	-
Payne Durham	2	1	2	-	-	-	-	-
Jalen Graham	1	1	-	-	-	-	1	-
Zander Horvath	1	-	-	1	-	-	-	-
George Karlaftis	1	1	-	-	-	-	-	1
Garrett Miller	1	-	1	-	-	-	-	-
Marcellus Moore	1	-	-	-	1	-	-	-
Aidan O'Connell	24	3	24	-	-	-	-	-
Jack Plummer	8	3	8	-	-	-	-	-
TJ Sheffield	2	-	1	-	1	-	-	-
Broc Thompson	2	0	2	-	-	-	-	-
Milton Wright	5	1	5	-	-	-	-	-
Abur-Rahmaan Yaseen	1	-	1	-	-	-	-	-
Totals	78	15	69	4	2	-	2	1

OVERALL CAREER STATISTICS

Michael Alaimo | r-Freshman | Quarterback

RUSHING	gp	att	yds	td	lg	avg/c	avg/g	
2021	1	1	-3	0	0	-3.0	-3.0	
PASSING	comp-att-int	yds	td	lg	pct	avg/p	avg/g	effic
2021	0-0-0	0	0	0	0.0	0.0	0.0	0.0

Jack Albers | Sophomore | Quarterback

RUSHING	gp	att	yds	td	lg	avg/c	avg/g	
2019*	2	3	16	1	10	5.3	8.0	
2021	10	0	0	0	0	0.0	0.0	
Totals	12	3	16	1	10	5.3	2.1	
PASSING	comp-att-int	yds	td	lg	pct	avg/p	avg/g	effic
2019*	0-0-0	0	0	0	0.0	0.0	0.0	0.0
2021	0-1-1	0	0	0	0.0	0.0	0.0	-200.0
Total	0-1-1	0	0	0	0.0	0.0	0.0	-200.0

*played 2019 at Dayton

Jaylan Alexander | Senior | Linebacker

DEFENSE	gp	ua	a	total	tfl	pd	ff	fr	blk
2018	9	14	9	23	0-0	0	0	0	0
2019	12	31	10	41	6-18	1	0	1	0
2020	6	28	21	49	2-3	1	1	0	0
2021	10	43	35	78	5-20	4	1	0	0
TOTAL	36	116	75	191	13-41	6	2	1	0
SACKS	ua	a	total	yards					
2018	0	0	0	0					
20190	0	0	0	0					
2020	0	0	0	0					
2021	1	0	1	9.0					
TOTAL	1	0	1	9.0					

Cam Allen | Junior | Defensive Back

DEFENSE	gp	ua	a	total	tfl	pd	ff	fr	blk
2019	11	26	6	32	2-4	3	0	0	0
2020	6	22	5	27	2-5	0	0	1	0
2021	10	38	11	49	1-0	2	0	1	0
TOTAL	27	86	22	108	5-9	5	0	2	0
INTERCEPTIONS	no.	yards	td	long	avg/r				
2019	1	16	0	16	16.0				
2020	2	12	0	12	6.0				
2021	4	0	0	9.0	1.7				
TOTAL	7	37	0	16	2.8				

Joe Anderson | Sophomore | Defensive Line

DEFENSE	gp	ua	a	total	tfl	pd	ff	fr	blk
2019*	1	1	0	1	0-0	0	0	0	0
2020*	4	1	2	3	0-0	0	0	0	0
2021	2	1	0	1	0-0	0	0	0	0
TOTAL	7	3	2	5	0-0	0	0	0	0

*played 2019-21 at USC

Jack Ansell | Freshman | Punter

PUNTING	gp	no.	yds	lg	avg/g
2021	10	38	1440	54	379

Jackson Anthrop | r-Senior | Wide Receiver

RUSHING	gp	att	yds	td	lg	avg/c	avg/g	
2017	13	10	17	2	5	1.7	1.3	
2018	13	1	-1	0	0	-1.0	-0.1	
2019	12	12	48	0	11	4.0	4.0	
2020	4	0	0	0	0	0.0	0.0	
2021	10	18	83	0	11	4.6	8.3	
TOTAL	52	41	147	2	11	3.6	2.8	
PASSING	comp-att-int	yds	td	lg	pct	avg/p	avg/g	effic
2017	1-1-0	24	0	24	100.0	24.0	1.8	301.6
RECEIVING	rec	yds	td	lg	rec/g	yds/r	yds/g	
2017	47	423	5	35	3.6	9.0	32.5	
2018	8	54	0	15	0.6	6.8	4.2	
2019	37	340	1	38	3.1	9.2	28.3	
2020	3	33	0	22	0.8	11.0	8.3	
2021	41	382	4	39	4.1	9.3	38.2	
Total	136	1232	10	39	2.6	9.1	23.7	

PUNT RETURNS	no.	yards	td	long	avg/r
2017	17	30	0	7	1.8
2018	2	-2	0	0	-1.0
2019	5	26	0	17	5.2
2020	1	12	0	12	12.0
2021	1	4	0	4	4.0
TOTAL	26	72	0	17	2.8

KICK RETURNS	no.	yards	td	long	avg/r
2017	2	47	0	27	23.5
2018	3	42	0	28	14.0
2019	14	228	0	38	16.3
2020	0	0	0	0	0.0
2021	4	43	0	17	10.8
TOTAL	23	360	0	38	15.7

Bryce Austin | Freshman | Defensive Line

DEFENSE	gp	ua	a	total	tfl	pd	ff	fr	blk
2018	8	1	1	2	0-0	1	0	0	0

Elijah Ball | Junior | Defensive Back

DEFENSE	gp	ua	a	total	tfl	pd	ff	fr	blk
2018	2	0	1	1	0-0	0	0	0	0
2019	8	0	0	0	0-0	0	0	0	0
2021	2	0	0	0	0-0	0	0	0	0
TOTAL	12	0	1	1	0-0	0	0	0	0

David Bell | Junior | Wide Receiver

RUSHING	gp	att	yds	td	lg	avg/c
2019	12	3	12	1	9	4.0
2020	6	0	0	0	0	0.0
2021	9	3	39	0	26	13.0
TOTAL	27	6	51	1	26	8.5

RECEIVING	rec	yds	td	lg	rec/g	yds/r	yds/g
2019	86	1035	7	54	7.2	12.0	86.3
2020	53	625	8	89	8.8	11.8	104.2
2021	75	1106	5	60	8.3	14.7	122.9
Total	214	2766	20	89	7.9	12.9	102.4

Kyle Bilodeau | Sophomore | Tight End

RECEIVING	gp	rec	yds	td	lg	rec/g	yds/r	yds/g
2019	4	0	0	0	0	0.0	0.0	0.0
2021	5	2	7	0	5	0.4	3.5	1.4
Total	9	2	7	0	5	0.2	3.5	0.8

Prince Boyd, Jr. | r-Freshman | Defensive Line

DEFENSE	gp	ua	a	total	tfl	pd	ff	fr	blk
2021	3	0	0	0	0-0	0	0	0	0

O.C. Brothers | Sophomore | Defensive Back

DEFENSE	gp	ua	a	total	tfl	pd	ff	fr	blk
2019*	2	2	0	2	1-1	0	0	0	0
2020*	1	0	1	1	0-0	0	0	0	0
2021	10	6	5	11	2.5-8	1	0	0	0
TOTAL	13	8	6	14	3.5-9	1	0	0	0

*played 2019-21 at Auburn

Jamari Brown | Junior | Defensive Back

DEFENSE	gp	ua	a	total	tfl	pd	ff	fr	blk
2018*	1	0	0	0	0-0	0	0	0	0
2019*	11	20	5	25	1-1	7	0	1	0
2020*	4	1	0	1	0-0	0	0	0	0
2021	10	18	5	23	1.5-12	6	2	0	0
TOTAL	26	39	10	49	2.5-13	13	2	1	0

SACKS	ua	a	total	yards
2018*	0	0	0.0	0
2019*	0	0	0.0	0
2020*	0	0	0.0	0
2021	1	0	1.0	10
TOTAL	1	0	1.0	10

*played 2018-21 at Kentucky

Deion Burks | Freshman | Wide Receiver

RUSHING	gp	att	yds	td	lg	avg/c	avg/g
2021	3	1	6	0	6	6.0	6.0
RECEIVING	rec	yds	td	lg	rec/g	yds/r	yds/g
2021	0	0	0	0	0.0	0.0	0.0

Austin Burton | Senior | Quarterback

RUSHING	gp	att	yds	td	lg	avg/c	avg/g	
2019*	6	23	100	1	16	4.3	16.7	
2021	6	12	31	0	8	2.6	5.2	
Total	12	35	131	1	16	3.7	10.9	
PASSING	comp-att-int	yds	td	lg	pct	avg/p	avg/g	effic
2019*	44-64-0	365	1	30	68.8	8.3	60.8	121.8
2021	5-6-0	44	0	11	83.3	8.8	14.7	144.9
Total	49-70-0	409	1	30	70.0	8.3	45.4	123.8

*played 2019 at UCLA

Zac Collins | Senior | Punter

PUNTING	gp	no.	yds	lg	avg/g	
2019	8	33	1287	61	39.0	
2020	4	10	365	51	36.5	
2021	1	1	38	38	38.0	
TOTAL	13	44	1690	61	38.4	

Jack Cravaack | Junior | Tight End

RECEIVING	gp	rec	yds	td	lg	rec/g	yds/r	yds/g
2019	2	0	0	0	0	0	0	0
2020	3	0	0	0	0	0	0	0
2021	2	1	7	0	7	0.5	7.0	3.5
Total	7	1	7	0	7	0.1	7.0	1.0

Brendan Cropsey | r-Freshman | Punter

PUNTING	gp	no.	yds	lg	avg/g	
2020	1	0	0	0	0	
2021	2	4	163	56	40.8	
Total	3	4	163	56	40.8	

Ja'quez Cross | Freshman | Running Back

RUSHING	gp	att	yds	td	lg	avg/c	avg/g	
2021	3	13	27	0	5	2.1	9.0	

RECEIVING	rec	yds	td	lg	rec/g	yds/r	yds/g	
2021	1	6	0	6	0.3	6.0	2.0	

Branson Deen | Junior | Defensive Line

DEFENSE	gp	ua	a	total	tfl	pd	ff	fr	blk
2019	9	7	1	8	0-0	1	0	0	0
2020	6	9	3	12	2-5	0	0	0	0
2021	9	8	11	19	6-25	0	1	0	0
TOTAL	24	24	15	39	8-30	1	1	0	0

SACKS	ua	a	total	yards
2019	0	0	0.0	0
2020	1	0	1.0	3
2021	3	0	3.0	20
TOTAL	4	0	4.0	23

King Doerue | Junior | Running Back

RUSHING	gp	att	yds	td	lg	avg/c	avg/g	
2019	12	130	451	5	26	3.5	37.6	
2020	4	17	64	0	16	3.8	16.0	
2021	9	115	421	2	31	3.7	46.8	
TOTAL	25	262	936	7	31	3.6	37.4	

RECEIVING	rec	yds	td	lg	rec/g	yds/r	yds/g	
2019	20	148	2	22	1.7	7.4	12.3	
2020	1	20	1	20	0.3	20.0	5.0	
2021	19	148	0	46	2.1	7.8	16.4	
Total	40	316	3	46	1.6	7.9	12.6	

Kieren Douglas | r-Senior | Linebacker

DEFENSE	gp	ua	a	total	tfl	pd	ff	fr	blk
2019	8	0	2	2	0-0	0	0	0	0
2020	6	12	1	13	2-7	0	0	0	0
2021	10	29	15	44	2-4	1	0	0	0
TOTAL	24	41	18	59	4-11	1	0	0	0

INTERCEPTIONS	no.	yards	td	long	avg/r
2019	0	0	0	0	0
2020	0	0	0	0	0
2021	1	5	0	5	5.0
TOTAL	1	5	0	5	5.0

Dylan Downing | r-Freshman | Running Back

RUSHING	gp	att	yds	td	lg	avg/c	avg/g	
2020*	2	3	8	0	3	2.7	4.0	
2021	10	40	137	0	19	3.4	13.7	
TOTAL	12	43	145	0	19	3.4	12.1	

*played 2020 at UNLV

RECEIVING	rec	yds	td	lg	rec/g	yds/r	
2020*	2	8	0	7	1.0	4.0	
2021	8	26	0	10	1.0	3.3	3.3
Total	10	34	0	10	1.0	3.4	3.4

Payne Durham | Junior | Tight End

RECEIVING	gp	rec	yds	td	lg	rec/g	yds/r	yds/g
2018	2	0	0	0	0	0	0	0
2019	12	9	82	4	26	0.8	9.1	6.8
2020	6	16	166	3	29	2.7	10.4	27.7
2021	9	38	361	4	50	4.2	9.5	40.1
Total	29	63	609	11	50	2.2	9.7	21.0

Semisi Fakasiieki | r-Senior | Linebacker

DEFENSE	gp	ua	a	total	tfl	pd	ff	fr	blk
2018	12	4	4	8	1-1	0	0	0	0
2019	11	23	15	38	2.5-8	0	0	0	0
2020	5	4	2	6	1-1	0	0	0	0
2021									
TOTAL	28	31	21	52	4.5-10	0	0	0	0

Mitchell Fineran | r-Senior | Kicker

KICKING	gp	fg-att-pct	long	pat-att-pct	pts	ko	avg.	tbs
2018*	11	13-17-.764	46	50-50-1.000	89	69	57.0	13
2019*	12	15-21-.714	45	46-47-.976	91	66	58.7	23
2020*	7	15-18-.833	50	32-33-.969	77	54	59.9	31
2021	10	15-19-.789	48	29-30-.967	74	4	58.4	-
Total	40	58-75-.773	50	157-160-.981	331	189	58.7	67

*played 2018-21 at Samford

Ben Freehill | Sophomore | Kicker

KICKING	gp	fg-att-pct	long	pat-att-pct	pts	ko	avg.	tbs
2020*	1	-	-	1-2-.500	-	-	-	-
2021	1	-	-	-	-	20	60.2	10
Total	3	-	-	1-2-.500	-	20	60.2	10

*played 2020 at Oklahoma State

Ben Furtney | r-Freshman | Linebacker

DEFENSE	gp	ua	a	total	tfl	pd	ff	fr	blk
2021	8	0	0	0	0	0	0	0	0

KICK RETURNS	no.	yards	td	long	avg/r
2021	1	6	0	6	6.0

Jalen Graham | Junior | Linebacker/Defensive Back

DEFENSE	gp	ua	a	total	tfl	pd	ff	fr	blk
2019	11	24	13	37	2.5-4	1	0	0	0
2020	5	12	4	16	1-8	0	1	2	0
2021	10	34	11	45	3-19	6	1	0	0
TOTAL	26	70	28	98	6.5-31	7	2	2	0

INTERCEPTIONS	no.	yards	td	long	avg/r
2019	0	0	0	0	0
2020	0	0	0	0	0
2021	2	45	1	45	22.5
TOTAL	2	45	1	45	22.5

Marvin Grant | Sophomore | Defensive Back

DEFENSE	gp	ua	a	total	tfl	pd	ff	fr	blk
2019	3	2	0	2	0-0	0	0	0	0
2020	4	13	1	14	3-8	0	2	0	0
2021	10	38	18	56	2.5-4	2	0	0	0
TOTAL	17	53	19	72	5.5-12	2	2	0	0

Zane Greene | Junior | Defensive Back

DEFENSE	gp	ua	a	total	tfl	pd	ff	fr	blk
2020	4	2	0	2	0-0	0	0	0	0
2021	9	0	0	0	0-0	0	0	0	0
TOTAL	13	2	0	2	0-0	0	0	0	0

INTERCEPTIONS	no.	yards	td	long	avg/r	avg/g
2021	1	0	0	0	0	0

Zander Horvath | r-Senior | Running Back

RUSHING	gp	att	yds	td	lg	avg/c	avg/g
2018	13	9	42	1	14	4.7	3.2
2019	11	79	377	2	48	4.8	34.3
2020	6	89	442	2	35	5.0	73.7
2021	5	49	173	2	24	3.5	34.6
TOTAL	35	226	1034	7	48	4.6	29.5

RECEIVING	rec	yds	td	lg	rec/g	yds/r	yds/g
2018	4	38	0	22	0.3	9.5	2.9
2019	17	142	1	25	1.5	8.4	12.9
2020	30	304	0	25	5.0	10.1	50.7
2021	10	56	0	20	2.0	5.6	11.2
Total	61	540	1	25	1.7	8.9	15.4

Greg Hudgins III | r-Freshman | Defensive Line

DEFENSE	gp	ua	a	total	tfl	pd	ff	fr	blk
2020	2	0	0	0	0	0	0	0	0

Sampson James | Junior | Running Back

RUSHING	gp	att	yds	td	lg	avg/c	avg/g
2019*	13	81	275	3	30	3.4	21.2
2020*	6	32	96	0	16	3.0	16.0
TOTAL*	19	113	371	3	30	3.3	19.5

RECEIVING	rec	yds	td	lg	rec/g	yds/r	yds/g
2020*	2	21	0	11	0.2	10.5	1.6
2021*	1	9	0	9	0.2	9.0	1.5
Total	3	30	0	11	0.2	10.0	1.6

*played 2019-21 at Indiana

Chris Jefferson | Senior | Defensive Back

DEFENSE	gp	ua	a	total	tfl	pd	ff	fr	blk
2018*	9	12	4	16	0-0	0	0	1	0
2019*	11	37	25	62	2-9	6	1	2	0
2020*	6	27	4	31	0-0	4	0	1	0
2021	9	20	5	25	2-7	4	0	0	0
TOTAL	35	96	38	134	4-16	14	1	4	0

INTERCEPTIONS	no.	yards	td	long	avg/r
2018	1	14	0	14	14.0
2019	9	64	0	21	7.1
2020	3	84	2	54	28.0
2021	1	0	0	0	0
TOTAL	14	162	2	54	11.6

*played 2018-20 at Findlay

Kydran Jenkins | r-Freshman | Defensive Line

DEFENSE	gp	ua	a	total	tfl	pd	ff	fr	blk
2020	1	0	0	0	0-0	0	0	0	0
2021	10	16	10	26	6-33	1	0	0	0
TOTAL	11	16	10	26	6-33	1	0	0	0

SACKS	ua	a	total	yards
2020	0	0	0	0
2021	3	0	3.0	27
TOTAL	3	0	2.0	27

Lawrence Johnson | Junior | Defensive Line

DEFENSE	gp	ua	a	total	tfl	pd	ff	fr	blk
2018	1	0	0	0	0-0	0	0	0	0
2019	12	9	12	21	0.5-0	0	0	0	0
2020	6	1	3	4	0-0	0	0	0	0
2021	10	16	11	27	4.5-11	0	0	0	0
TOTAL	29	26	26	52	5-11	0	0	0	0

SACKS	g	ua	a	total	yards
2018	1	0	0	0.0	0
2019	12	0	0	0.0	0
2020	6	0	0	0.0	0
2021	3	1	0	1.0	7
TOTAL	22	1	0	1.0	7

Sanoussi Kane | Sophomore | Defensive Line

DEFENSE	gp	ua	a	total	tfl	pd	ff	fr	blk
2020	6	2	1	3	0-0	0	0	0	0
2021	10	2	3	5	0.5-0	0	0	0	0
TOTAL	16	4	4	8	0.5-0	0	0	0	0

George Karlaftis | Junior | Defensive Line

DEFENSE	gp	ua	a	total	tfl	pd	ff	fr	blk
2019	12	30	24	54	17-83	2	1	2	0
2020	3	3	1	4	2-10	0	0	0	0
2021	10	24	9	33	8.5-29	2	3	2	0
TOTAL	25	57	34	91	27.5-122	4	4	4	0

SACKS	ua	a	total	yards
2019	6	3	7.5	57
2020	2	0	2.0	10
2021	3	0	3.0	13
TOTAL	11	3	12.5	77

Yanni Karlaftis | Freshman | Linebacker

DEFENSE	gp	ua	a	total	tfl	pd	ff	fr	blk
2021	2	1	0	1	0-0	0	0	0	0

Sulaiman Kpaka | Sophomore | Defensive Line

DEFENSE	gp	ua	a	total	tfl	pd	ff	fr	blk
2021	2	0	1	1	0-0	0	0	0	0

Ben Kreul | r-Freshman | Linebacker

DEFENSE	gp	ua	a	total	tfl	pd	ff	fr	blk
2021	7	1	0	1	0-0	0	0	0	0

Damarthe Lewis | r-Freshman | Defensive Line

DEFENSE	gp	ua	a	total	tfl	pd	ff	fr	blk
2020	1	0	0	0	0-0	0	0	0	0
2021	10	2	5	7	1-1	1	0	0	0
Total	11	2	5	7	1-1	1	0	0	0

*played 2020 at Indiana

Dedrick Mackey | r-Senior | Defensive Back

DEFENSE	gp	ua	a	total	tfl	pd	ff	fr	blk
2018	13	6	2	8	0-0	2	0	0	0
2019	12	33	7	40	3-12	7	0	0	0
2020	6	15	1	16	1-3	2	1	0	0
2021	10	27	6	33	2-4	2	1	0	0
TOTAL	41	81	16	97	6-19	13	2	0	0

INTERCEPTIONS	no.	yards	td	long	avg/r
2018	0	0	0	0	0.0
2019	3	55	0	27	18.3
2020	0	0	0	0	0.0
2021	2	4	0	4	4.0
TOTAL	5	63	0	27	12.6

SACKS	ua	a	total	yards
2018	0	0	0.0	0
2019	1	0	1.0	7
2020	0	0	0.0	0
2021	0	0	0.0	0
TOTAL	1	0	1.0	7

Jeff Marks | Junior | Defensive Line

DEFENSE	gp	ua	a	total	tfl	pd	ff	fr	blk
2018	13	2	1	3	0-0	0	0	0	0
2019	2	1	0	1	0-0	0	0	0	0
TOTAL	15	3	1	4	0-0	0	0	0	0

Alex Maxwell | r-Freshman | Wide Receiver

RECEIVING	gp	rec	yds	td	lg	rec/g	yds/r
2020	1	0	0	0	0	0	0
2021	9	1	9	0	9	0.1	9.0
Total	10	1	9	0	9	0.1	9.0

Robert McWilliams | r-Senior | Linebacker

DEFENSE	gp	ua	a	total	tfl	pd	ff	fr	blk
2018	7	1	0	1	1-2	0	0	0	0
2019	1	0	0	0	0-0	0	0	0	0
2020	5	2	2	4	0-0	0	0	0	0
TOTAL	13	3	2	5	1-2	0	0	0	0

Garrett Miller | Sophomore | Tight End

RECEIVING	gp	rec	yds	td	lg	rec/g	yds/r	yds/g
2019	4	0	0	0	0	0.0	0.0	0.0
2020	6	2	48	1	40	0.3	24.0	8.0
2021	8	16	128	0	21	2.0	8.0	16.0
TOTAL	18	18	176	1	40	1.0	9.8	9.8

DaMarcus Mitchell | Senior | Defensive Line

DEFENSE	gp	ua	a	total	tfl	pd	ff	fr	blk
2020	6	22	12	34	6-30	2	1	0	0
2021	9	9	7	16	4-18	0	0	0	0
TOTAL	15	31	19	50	10-48	2	1	0	0

SACKS	ua	a	total	yards
2020	1	0	1.0	11
2021	2	1	2.5	16
TOTAL	3	1	3.5	27

Aidan O'Connell | r-Senior | Quarterback

RUSHING	gp	att	yds	td	lg	avg/c	avg/g
2019	6	15	-9	0	9	-0.6	-1.5
2020	3	12	-64	0	9	-5.3	-21.3
2021	9	17	-105	1	8	-6.2	-11.7
TOTAL	18	44	-178	1	9	-4.0	-9.9

PASSING	comp-att-int	yds	td	lg	pct	avg/p	avg/g	effic
2019	103-164-4	1101	8	72	62.8	10.7	183.5	130.4
2020	88-136-2	916	7	45	64.7	10.4	305.3	135.3
2021	234-323-8	2476	16	60	72.4	10.6	275.1	148.2
TOTAL	425-623-14	4493	31	72	68.2	10.6	249.6	140.7

Paul Piferi | Sophomore | Tight End

RECEIVING	gp	rec	yds	td	lg	rec/g	yds/r	yds/g
2020	3	0	0	0	0	0.0	0.0	0.0
2021	5	4	37	0	10	0.8	9.3	7.4
TOTAL	8	4	37	0	10	0.5	9.3	4.6

Jack Plummer | Junior | Quarterback

RUSHING	gp	att	yds	td	lg	avg/c	avg/g
2019	9	62	56	0	19	0.9	6.2
2020	3	16	21	1	14	1.3	7.0
2021	8	26	-7	0	13	-0.3	-0.9
TOTAL	20	104	70	1	19	0.7	3.5

PASSING	comp-att-int	yds	td	lg	pct	avg/p	avg/g	effic
2019	144-241-8	1603	11	59	59.8	11.1	178.1	124.0
2020	88-124-2	938	8	89	71.0	10.7	312.7	152.6
2021	86-126-0	862	7	59	68.3	10.0	123.1	144.1
TOTAL	318-491-10	3403	26	89	64.8	10.7	179.1	136.4

Mershaw Rice | Sophomore | Wide Receiver

RECEIVING	gp	rec	yds	td	lg	rec/g	yds/r	yds/g
2019	1	0	0	0	0	0	0	0
2020	1	0	0	0	0	0	0	0
2021	3	6	69	1	17	2.0	11.5	23.0
Total	6	6	69	1	17	1.2	11.5	13.8

Anthony Romphf | r-Freshman | Defensive Back

DEFENSE	gp	ua	a	total	tfl	pd	ff	fr	blk
2021	4	0	0	0	0-0	0	0	0	0

Khali Saunders | Sophomore | Linebacker

DEFENSE	gp	ua	a	total	tfl	pd	ff	fr	blk
2019	3	2	0	2	0-0	0	0	0	0
2020	4	2	0	2	0-0	0	0	0	0
2021	5	1	0	1	0-0	0	0	0	0
TOTAL	12	5	0	5	0-0	0	0	0	0

TJ Sheffield | Sophomore | Wide Receiver

RECEIVING	gp	rec	yds	td	lg	rec/g	yds/r	yds/g
2019	3	2	12	0	8	0.7	6.0	4.0
2020	6	2	11	0	10	0.3	5.5	1.8
2021	9	30	232	3	25	3.3	7.7	25.8
TOTAL	18	34	255	3	25	1.9	7.5	14.2

KICK RETURNS

	no.	yards	td	long	avg/r
2019	2	30	0	16	15.0
2020	19	381	0	41	20.9
2021	7	75	0	20	12.6
TOTAL	28	486	0	41	17.4

PUNT RETURNS

	no.	yards	td	long	avg/r
2019	0	0	0	0	0
2020	2	4	0	4	2.0
2021	14	109	0	17	7.8
TOTAL	16	113	0	17	7.1

Andrew Sowinski | r-Freshman | Wide Receiver

RECEIVING	gp	rec	yds	td	lg	rec/g	yds/r	yds/g
2021	3	2	15	0	8	2.0	7.5	15.0

Antonio Stevens | Sophomore | Defensive Back

DEFENSE	gp	ua	a	total	tfl	pd	ff	fr	blk
2020	4	0	0	0	0-0	0	0	0	0

Collin Sullivan | r-Freshman | Wide Receiver

RECEIVING	gp	rec	yds	td	lg	rec/g	yds/r	yds/g
2021	9	0	0	0	0-0	0	0	0

Jack Sullivan | Junior | Defensive Line

DEFENSE	gp	ua	a	total	tfl	pd	ff	fr	blk
2018	1	0	0	0	0-0	0	0	0	0
2019	11	4	9	13	0-0	5	0	0	0
2020	6	11	1	12	2-9	0	0	0	0
2021	10	11	6	17	2-8	0	0	0	0
TOTAL	28	26	16	42	4-17	5	0	0	0

SACKS

	ua	a	total	yards
2018	0	0	0.0	0
2019	0	0	0.0	0
2020	1	0	1.0	6
2021	0	1	1.5	4
TOTAL	1	1	1.5	10

Broc Thompson | Junior | Wide Receiver

RECEIVING	gp	rec	yds	td	lg	rec/g	yds/r	yds/g
2019*	12	19	334	0	54	1.6	17.6	27.8
2020*	4	14	228	0	40	3.5	16.3	57.0
2021	10	21	226	2	28	2.1	10.8	22.6
TOTAL	26	54	788	2	54	2.1	14.6	30.3

played 2019-21 at Marshall*Cory Trice | Junior | Defensive Back**

DEFENSE	gp	ua	a	total	tfl	pd	ff	fr	blk
2018	2	1	0	1	0-0	0	0	0	0
2019	11	29	6	35	1-1	1	0	0	0
2020	6	27	4	31	1-1	2	0	0	0
2021	2	4	0	4	0-0	2	0	0	0
TOTAL	21	61	10	71	2-2	5	0	0	0

INTERCEPTIONS

	no.	yards	td	long	avg/r	avg/g
2018	0	0	0	0	0.0	0.0
2019	3	49	1	37	16.3	4.5
2020	0	0	0	0	0.0	0.0
2021	0	0	0	0	0.0	0.0
TOTAL	3	49	1	37	16.3	2.3

Zac Tuinei | r-Freshman | Linebacker

DEFENSE	gp	ua	a	total	tfl	pd	ff	fr	blk
2021	6	0	0	0	0-0	0	0	0	0

Chris Van Eekeren | Sophomore | Kicker

KICKING	gp	fg-att-pct	long	pat-att-pct	pts	ko	avg.	tbs
2020	2	-	-	-	-	4	45.0	1
2021	6	-	-	-	-	31	62.0	18
Total	8	-	-	-	-	31	60.1	19

Jacob Wahlberg | Sophomore | Linebacker

DEFENSE	gp	ua	a	total	tfl	pd	ff	fr	blk
2020	4	0	0	0	0-0	0	0	0	0
2021	7	3	1	4	0-0	0	0	0	0
TOTAL	11	3	1	4	0-0	0	0	0	0

Clyde Washington | Sophomore | Linebacker

DEFENSE	gp	ua	a	total	tfl	pd	ff	fr	blk
2020	2	1	0	1	0-0	0	0	0	0
2021	10	2	3	5	0-0	0	0	0	0
Total	12	3	3	6	0-0	0	0	0	0

DJ Washington | r-Senior | Defensive Line

DEFENSE	gp	ua	a	total	tfl	pd	ff	fr	blk
2019	3	0	0	0	0-0	0	0	0	0
2020	6	0	0	0	0-0	0	0	0	0
2021	2	3	2	5	0-0	0	0	0	0
TOTAL	11	3	2	5	0-0	0	0	0	0

Milton Wright | Junior | Wide Receiver

RUSHING	gp	att	yds	td	lg	avg/c	avg/g
2019	11	1	2	0	2	2.0	0.2
2020	6	2	3	0	5	1.5	0.5
2021	10	2	-7	0	0	-3.5	-0.8
TOTAL	26	5	-2	0	5	-0.4	-0.1

RECEIVING	rec	yds	td	lg	rec/g	yds/r	yds/g
2019	18	288	1	59	1.6	16.0	26.2
2020	24	305	2	45	4.0	12.7	50.8
2021	43	466	4	29	4.3	10.8	46.6
TOTAL	85	1059	7	59	3.1	12.5	39.2

Abdur-Rahmaan Yaseen | r-Freshman | Wide Receiver

RECEIVING	gp	rec	yds	td	lg	rec/g	yds/r	yds/g
2020	1	0	0	0	0	0	0	0
2021	2	5	93	0	43	2.5	18.6	46.5
TOTAL	3	5	93	0	43	1.7	18.6	31.0

Nick Zecchino | Senior | Long Snapper

DEFENSE	gp	ua	a	total	tfl	pd	ff	fr	blk
2019	12	0	0	0	0-0	0	0	0	0
2020-21	6	0	0	0	0-0	0	0	0	0
2021-22	10	0	0	0	0-0	0	0	0	0
TOTAL	28	0	0	0	0-0	0	0	0	0

PASSING CAREER HIGHS

PLAYER	COMPLETIONS	ATTEMPTS	TOUCHDOWNS	YARDS	LONG
Jack Plummer	35 at Minnesota, 11/20/20	50, at Iowa, 10/19/19	4, at UConn, 9/11/21	420, vs. Maryland, 10/12/19	89, vs. Nebraska, 12/5/20
Aidan O'Connell	40, 2x last at Ohio State, 11/13/21	54, 2x last, vs. Michigan State, 11/6/21	4, at Ohio State, 11/13/21	536, vs. Michigan State, 11/6/21	72, vs. Indiana, 11/30/19
Jack Anthrop	1, vs. Michigan, 9/23/17	1, vs. Michigan, 9/23/17	-	24, vs. Michigan, 9/23/17	24, vs. Michigan, 9/23/17
Austin Burton	27, vs. Oregon State, 10/5/19	41, vs. Oregon State, 10/5/19	1, vs. Oregon State, 10/5/19	236, vs. Oregon State, 10/5/19	30, vs. Oregon State, 10/5/19
Milton Wright	1, at Wisconsin, 11/23/19	1, at Wisconsin, 11/23/19	1, at Wisconsin, 11/23/19	37, at Wisconsin, 11/23/19	37, at Wisconsin, 11/23/19

RUSHING CAREER HIGHS

PLAYER	ATTEMPTS	YARDS	TOUCHDOWNS	LONG
Jackson Anthrop	5, 2x last, vs. Michigan State, 11/6/21	36, at Ohio State, 11/13/21	2, vs. Indiana, 11/25/17	11, 2x last, vs. Michigan State, 11/6/21
David Bell	1, 6x last, at Ohio State, 11/13/21	26, at UConn, 9/11/21	1, vs. Nebraska, 11/2/19	26, at UConn, 9/11/21
Ja'Quez Cross	7, vs. Illinois, 9/25/21	13, vs. Minnesota, 10/2/21	-	5, vs. Minnesota, 10/2/21
King Doerue	21, vs. Minnesota, 10/2/21	95, vs. Minnesota, 10/2/21	2, vs. Minnesota, 9/28/19	26, vs. Maryland, 10/12/19
Dylan Downing	14, at UConn, 9/11/21	72, at UConn, 9/11/21	-	19, at UConn, 9/11/21
Zander Horvath	23, vs. Indiana, 11/30/19	164, vs. Indiana, 11/30/19	2, vs. Indiana, 11/30/19	48, vs. Indiana, 11/30/19
Aidan O'Connell	5, 4x last vs. Northwestern, 11/14/20	8, at Notre Dame, 9/18/21	1, at Iowa, 10/16/21	9, 2x last at Northwestern, 11/14/20
Jack Plummer	14, at Penn State, 10/5/19	61, vs. Nebraska, 11/2/19	1, vs. Rutgers, 11/28/20	19, vs. Nebraska, 11/2/19
Milton Wright	1, 3x last vs. Iowa, 10/24/20	5, vs. Northwestern, 11/14/20	-	5, vs. Northwestern, 11/14/20
Sampson James	22, at Purdue, 11/30/19*	118, at Purdue, 11/30/19*	1, 3x last at Purdue, 11/30/19*	30, at Purdue, 11/30/19*
Jack Albers	3, vs. Marist, 11/9/19*	16, vs. Marist, 11/9/19	1, vs. Marist, 11/9/19	10, vs. Marist, 11/9/19
Deion Burks	1, at UConn, 9/11/21	6, at UConn, 9/11/21	-	6, at UConn, 9/11/21
Austin Burton	15, vs. Oregon State, 10/5/19	64, vs. Oregon State, 10/5/19	1, vs. Oregon State, 10/5/19	16, vs. Oregon State, 10/5/19
Marcellus Moore	2, at UConn, 9/11/21	5, at UConn, 9/11/21	-	6, at UConn, 9/11/21
Michael Alaimo	1, at UConn, 9/11/21	-	-	-
TJ Sheffield	1, at UConn, 9/11/21	-	-	-

RECEIVING CAREER HIGHS

PLAYER	RECEPTIONS	YARDS	TOUCHDOWNS	LONG
Jack Anthrop	8, vs. Maryland, 10/12/19	90, at Notre Dame, 9/18/21	2, 2x last, at Ohio State, 11/13/21	39, vs. Michigan State, 11/6/21
David Bell	14, at Northwestern, 11/9/19	240, at Iowa, 10/16/21	3, 2x last, at UConn, 9/11/21	89, vs. Nebraska, 12/5/20
Kyle Bilodeau	1, 2x last, vs. Wisconsin, 10/23/21	5, vs. Wisconsin, 10/23/21	-	5, vs. Wisconsin, 10/23/21
Jack Cravaack	1, at UConn, 9/11/21	7, at UConn, 9/11/21	-	7, at UConn, 9/11/21
Ja'Quez Cross	1, vs. Minnesota, 10/2/21	6, vs. Minnesota, 10/2/21	-	6, vs. Minnesota, 10/2/21
King Doerue	6, 2x last, vs. Minnesota, 10/2/21	60, vs. Michigan State, 11/6/21	1, 3x last vs. Nebraska, 11/2/19	46, vs. Michigan State, 11/6/21
Dylan Downing	2, 2x last, at UConn, 9/11/21	19, at UConn, 9/11/21	-	10, at UConn, 9/11/21
Payne Durham	9, vs. Wisconsin, 10/23/21	120, vs. Oregon State, 9/4/21	2, vs. Oregon State, 9/4/21	50, vs. Oregon State, 9/4/21
Zander Horvath	9, vs. Northwestern, 11/14/20	100, vs. Northwestern, 11/14/20	1, vs. Minnesota, 9/28/19	25, 2x last vs. Nebraska, 11/2/19
Sampson James	2, vs. Eastern Illinois, 9/7/19	21, vs. Eastern Illinois, 9/7/19	-	11, vs. Eastern Illinois, 9/7/19
Alex Maxwell	1, at UConn, 9/11/21	9, at UConn, 9/11/21	-	9, at UConn, 9/11/21
Garrett Miller	8, vs. Michigan State, 11/6/21	74, vs. Michigan State, 11/6/21	1, vs. Northwestern, 11/14/20	40, vs. Northwestern, 11/14/20
Marcellus Moore	1, at UConn, 9/11/21	11, at UConn, 9/11/21	-	11, at UConn, 9/11/21
Paul Piferi	3, vs. Minnesota, 10/2/21	38, vs. Minnesota, 10/2/21	-	10, vs. Minnesota, 10/2/21
Mershawan Rice	4, at Notre Dame, 9/18/21	37, at Notre Dame, 9/18/21	1, at UConn, 9/11/21	17, at UConn, 9/11/21
TJ Sheffield	8, at Iowa, 10/16/21	54, at Ohio State, 11/13/21	1, 3x last, at Iowa, 10/16/21	19, vs. Illinois, 9/25/21
Andrew Sowinski	2, at UConn, 9/11/21	15, at UConn, 9/11/21	-	8, at UConn, 9/11/21
Broc Thompson	6, vs. Old Dominion, 10/12/19*	94, at Western Kentucky, 10/10/20*	1, 2x last, at Ohio State, 11/13/21	54, vs. Western Kentucky, 10/10/20*
Milton Wright	7, 4x last, at Ohio State, 11/13/21	100, at Illinois, 10/31/20	1, 5x last, at Ohio State, 11/13/21	59, vs. Maryland, 10/12/19
Abur-Rahmaan Yaseen	3, vs. Illinois, 9/25/21	77, vs. Illinois, 9/25/21	-	73, vs. Illinois, 9/25/21
Spencer Holstege	1, vs. Wisconsin, 10/23/21	-3, vs. Wisconsin, 10/23/21	-	-3, vs. Wisconsin, 10/23/21

KICKING/PUNTING CAREER HIGHS

PLAYER	PUNTS	LONG	INSIDE 20	FG MADE	LONG
Jack Ansell	5, 4x last, at Nebraska, 10/30/21	54, vs. Illinois, 9/25/21	2, 3x last, at Nebraska, 10/30/21	-	-
Brendan Cropsey	3, at Notre Dame, 9/18/21	56, at Notre Dame, 9/18/21	1, at Notre Dame, 9/18/21	-	-
Zac Collins	8, vs. Illinois, 10/26/19	61, at Northwestern, 11/9/19	4, vs. Illinois, 10/26/19	-	-
Mitchell Fineran	-	-	-	4, 2x last, vs. Michigan State, 11/6/21	50, at Furman, 3/6/21*
Jack Plummer	2, vs. Nebraska, 12/5/20	33, vs. Nebraska, 12/5/20	2, vs. Nebraska, 12/5/20	-	-

RETURN CAREER HIGHS

PLAYER	KICK RETURN LONG	KICK RETURN TOUCHDOWN	PUNT RETURN LONG	PUNT RETURN TOUCHDOWN
Jackson Anthrop	38, at Iowa, 10/19/19	-	17, vs. Illinois, 10/26/19	-
Zander Horvath	23, vs. Indiana, 11/30/19	-	-	-
Chris Jefferson	-	-	8, vs. Lake Erie, 4/1/21*	-
Marcellus Moore	22, at Notre Dame, 9/18/21	-	-	-
TJ Sheffield	41, vs. Nebraska, 12/5/20	-	17, vs. Michigan State, 11/6/21	-
Broc Thompson	-	-	13, at Louisiana Tech, 10/17/20*	-
Milton Wright	16, vs. Iowa, 10/24/20	-	-	-

* - happened at previous school

DEFENSIVE CAREER HIGHS

PLAYER	TACKLES	SACKS	TACKLES-FOR-LOSS	INTERCEPTIONS
Jaylan Alexander	15, vs. Wisconsin, 10/23/21	1, at Notre Dame, 9/18/21	3, at Penn State, 10/5/19	-
Cam Allen	9, 2x last, at Ohio State, 11/13/21	-	1, 5x last, at Ohio State, 11/13/21	2, at Iowa, 10/16/21
Joe Anderson	2, at Kentucky, 12/5/20*	-	-	-
Bryce Austin	1, at UConn, 9/11/21	-	-	-
Elijah Ball	1, at Illinois, 10/13/18	-	-	-
O.C. Brothers	2, at UConn, 9/11/21	-	1, 2x last, at UConn, 9/11/21	-
Jamari Brown	4, 3x last, at Ohio State, 11/13/21	1, vs. Wisconsin, 10/23/21	1, 2x last, vs. Wisconsin, 10/23/21	-
Branson Deen	5, at Iowa, 10/16/21	1.5, at Iowa, 10/16/21	2.5, at UConn, 9/11/21	-
Kieren Douglas	7, at Nebraska, 10/30/21	-	1, 3x last, vs. Wisconsin, 10/23/21	1, at Iowa, 10/16/21
Semisi Fakasiieiki	8, at Wisconsin, 11/23/19	1, vs. Maryland, 10/12/19	1, 4x last vs. Oregon State, 9/4/21	-
Jalen Graham	8, vs. Nebraska, 11/2/19	1, vs. Oregon State, 9/4/21	2, vs. Nebraska, 11/2/19	2, at Nebraska, 10/30/21
Marvin Grant	9, at Ohio State, 11/13/21	-	1, 6x last, at Notre Dame, 9/18/21	-
Zane Greene	2, vs. Rutgers, 11/28/20	-	-	1, at UConn, 9/11/21
Chris Jefferson	7, at Ohio State, 11/13/21	-	1, at UConn, 9/11/21	1, 14x last, at Nebraska, 10/30/21
Kydran Jenkins	6, 2x last, at Nebraska, 10/30/21	1, 3x last, at Nebraska, 10/30/21	2.5, at Iowa, 10/16/21	-
Lawrence Johnson	6, vs. Wisconsin, 10/23/21	1, at Notre Dame, 9/18/21	2, vs. Wisconsin, 10/23/21	-
Sanoussi Kane	3, at Nebraska, 10/30/21	-	0.5, at Nebraska, 10/30/21	-
George Karlaftis	8, at Penn State, 10/5/19	1.5, 2x last vs. Indiana, 11/30/19	3, at Penn State, 10/5/19	1, vs. TCU, 9/14/19
Yanni Karlaftis	1, at UConn, 9/11/21	-	-	-
Sulaiman Kpaka	1, at Illinois, 10/31/20	-	-	-
Damarjhe Lewis	3, vs. Illinois, 9/25/21	-	-	-
Dedrick Mackey	9, vs. Vanderbilt, 9/7/19	1, vs. Indiana, 11/30/19	1, 6x last, at Iowa, 10/16/21	1, 4x last, at Iowa, 10/16/21
Jeff Marks	1, 4 times, vs. Maryland, 10/12/19	-	-	-
Alex Maxwell	1, vs. Iowa, 10/24/20	-	-	-
Robert McWilliams III	2, at Minnesota, 11/20/20	-	1, at Illinois, 10/13/18	-
Damarcus Mitchell	11, at Illinois, 10/31/20	1, 2x last, at Notre Dame, 9/18/21	3, vs. Northwestern, 11/14/20	-
Khali Saunders	1, 5x last, at Nebraska, 10/30/21	-	-	-
Jack Sullivan	4, 2x last vs. Rutgers, 11/28/20	1, vs. Nebraska, 12/5/20	2, vs. Nebraska, 12/5/20	-
Cory Trice	9, at Minnesota, 11/20/20	-	1, 2x last at Penn State, 10/5/19	2, vs. Maryland, 10/12/19
Jacob Wahlberg	4, at UConn, 9/11/21	-	-	-
Clyde Washington	2, at UConn, 9/11/21	-	-	-
DJ Washington	2, at UConn, 9/11/21	-	-	-

GAME 1: PURDUE 30, OREGON STATE 21

OREGON ST. (0-1; 0-0) VS. PURDUE (1-0; 0-0)

DATE: 09/04/2021 • SITE: WEST LAFAYETTE • STADIUM: ROSS-ADE • ATTENDANCE: 53656

SCORE BY QUARTERS	1	2	3	4	TOTAL
Oregon St.	7	0	0	14	21
Purdue	7	6	3	14	30

QTR	TIME	SCORING PLAY	V-H
1st	10:10	OSU - Baylor,B.J. 9 yd TD RUSH 3-64 01:05	7-0
1st	03:43	PUR - Horvath,Zander 11 yd TD RUSH 4-45 01:45	7-7
2nd	08:19	PUR - Fineran,Mitchell 48 yd FG 8-47 03:24	7-10
2nd	00:06	PUR - Fineran,Mitchell 39 yd FG 10-32 02:14	7-13
3rd	01:19	PUR - Fineran,Mitchell 22 yd FG 10-42 05:41	7-16
4th	13:05	OSU - Lindsey,Tyson 7 yd TD RUSH 7-75 03:14	14-16
4th	04:56	PUR - Durham,Payne 5 yd TD PASS from Plummer,Jack 6-37 03:20	14-23
4th	03:13	OSU - Baylor,B.J. 2 yd TD RUSH 7-75 01:43	21-23
4th	02:09	PUR - Durham,Payne 50 yd TD PASS from Plummer,Jack 4-75 01:04	21-30

KICKOFF TIME: 07:16 PM • END OF GAME: 10:50 PM • TOTAL ELAPSED TIME: 03:33
OFFICIALS: REFEREE: KLUCZYNSKI,MARK; UMPIRE: COLOSIMO,ROBERT; LINESMAN: RICHARD,DANIEL;
LINE JUDGE: STUDD,RUDY; BACK JUDGE: STAHR,JUSTIN; FIELD JUDGE: DANIEL,RAYMOND;
SIDE JUDGE: SMITH,GRADY; CENTER JUDGE: SAUER,AMANDA;
TEMPERATURE: • WIND: • WEATHER: SUNNY

	OSU	PUR
SCORE	21	30
FIRST DOWNS	15	24
RUSHES-YARDS (NET)	25-78	33-88
PASSING-YARDS (NET)	285	313
PASSES ATT-COMP-INT	38-21-1	42-29-1
TOTAL OFFENSE PLAYS-YARDS	63-363	75-401
FUMBLE RETURNS-YARDS	0-0	0-0
PUNT RETURNS-YARDS	0-0	0-0
KICKOFF RETURNS-YARDS	2-32	0-0
INTERCEPTION RETURNS-YARDS	1-0	1-9
PUNTS (NUMBER-AVG)	5-48.4	5-37.0
FUMBLES-LOST	2-0	1-0
PENALTIES-YARDS	8-50	4-35
POSSESSION TIME	25:26	34:34
THIRD-DOWN CONVERSIONS	5-15	7-16
FOURTH-DOWN CONVERSIONS	1-4	0-1
RED-ZONE SCORES-CHANCES	3-3	3-4

OREGON STATE									
RUSHING	NO.	GAIN	LOSS	NET	TD	LG	AVG		
Lowe,Trey	6	27	0	27	0	11	4.5		
Baylor,B.J.	9	26	2	24	2	9	2.7		
Nolan,Chance	2	13	0	13	0	10	6.5		
PASSING	C-A-I	YDS	TD	LONG	SACK				
Lindsey,Tyson	11-0	34	0	34	0				
Noyer,Sam	10-21-1	94	0	21	1				
Nolan,Chance	10-16-0	157	0	45	0				
RECEIVING	NO.	YARDS	TD	LONG	TGT				
Bradford,Irevon	5	75	0	21	11				
Lindsey,Tyson	4	42	0	20	5				
Lowe,Trey	3	9	0	7	4				
Beason,Zeriah	2	53	0	41	2				
PUNTING	NO.	YDS	AVG	LONG	IN20	TB			
Loecher,Luke	5	242	48.4	72	2	1			
PUNT RETURNS	NO.	YARDS	TD	LONG					
KICK RETURNS	NO.	YARDS	TD	LON					
Flemings,Champ	1	21	0	21					
Colletto,Jack	1	11	0	11					
TACKLES	UA-A	TOTAL	SACKS	TFL					
Speights,Omar	8-4	12	0	0.5					
Roberts,Avery	6-4	10	0	1.5					
Wright,Rejzohn	4-1	5	0	0					

PURDUE									
RUSHING	NO.	GAIN	LOSS	NET	TD	LG	AVG		
Horvath,Zander	21	84	3	81	1	24	3.9		
Doerue,King	5	11	4	7	0	4	1.4		
Downing,Dylan	1	6	0	6	0	6	6		
PASSING	C-A-I	YDS	TD	LONG	SACK				
Albers,Jack	0-1-1	0	0	0	0				
Plummer,Jack	29-41-0	313	2	50	1				
RECEIVING	NO.	YARDS	TD	LONG	TGT				
Bell,David	8	134	0	42	12				
Durham,Payne	7	120	2	50	7				
Anthrop,Jackson	7	34	0	10	9				
Horvath,Zander	4	11	0	10	5				
PUNTING	NO.	YDS	AVG	LONG	IN20	TB			
Ansell,Jack	5	185	37	39	1	0			
PUNT RETURNS	NO.	YARDS	TD	LONG					
KICK RETURNS	NO.	YARDS	TD	LON					
TACKLES	UA-A	TOTAL	SACKS	TFL					
Graham,Jalen	5-1	6	1	1					
Allen,Cam	5-0	5	0	0					
Douglas,Kieren	3-2	5	0	0					

GAME 2: PURDUE 49, UCONN 0

PURDUE (1-0; 0-0) VS. UCONN (0-2; 0-0) • DATE: 09/11/2021 SITE: EAST HARTFORD, CONNECTICUT

STADIUM: PRATT WHITNEY STADIUM AT RENTSCHLER FIELD • ATTENDANCE: 14817

SCORE BY QUARTERS	1	2	3	4	TOTAL
Purdue	7	28	14	0	49
UConn	0	0	0	0	0

QTR	TIME	SCORING PLAY	V-H
1st	05:06	PUR - PDurham 17 yd TD PASS from J.Plummer (KICK by M.Fineran), 5-56 2:18	7-0
2nd	13:21	PUR - D.Bell 30 yd TD PASS from J.Plummer (KICK by M.Fineran), 9-83 2:51	14-0
2nd	08:16	PUR - K.Doerue 1 yd TD RUSH (KICK by M.Fineran), 7-68 3:34	21-0
2nd	03:29	PUR - D.Bell 59 yd TD PASS from J.Plummer (KICK by M.Fineran), 4-82 1:51	28-0
2nd	00:35	PUR - D.Bell 8 yd TD PASS from J.Plummer (KICK by M.Fineran), 9-65 1:43	35-0
3rd	10:38	PUR - M.Rice 15 yd TD PASS from A.O'Connell (KICK by M.Fineran), 11-90 4:15	42-0
3rd	04:12	PUR - T.Sheffield 5 yd TD PASS from A.O'Connell (KICK by M.Fineran), 9-46 4:01	49-0

KICKOFF TIME: 03:02 PM ET • END OF GAME: 06:23 PM ET • TOTAL ELAPSED TIME: 03:21
OFFICIALS: REFEREE: STUART MULLINS; UMPIRE: JOHNNIE FORTE; LINESMAN: STEVE CLEIN;
LINE JUDGE: STEVE MATARANTE; BACK JUDGE: ROBERT LUKLAN; FIELD JUDGE: KARINA TOVAR;
SIDE JUDGE: GEORGE LIOTUS; CENTER JUDGE: LARRY HAYES;
TEMPERATURE: • WIND: NORTH • WEATHER: SUNNY

	PUR	UCO
SCORE	49	0
FIRST DOWNS	28	11
RUSHES-YARDS (NET)	42-187	34-123
PASSING-YARDS (NET)	375	99
PASSES ATT-COMP-INT	36-30-0	25-14-1
TOTAL OFFENSE PLAYS-YARDS	78-562	59-222
FUMBLE RETURNS-YARDS	0-0	0-0
PUNT RETURNS-YARDS	4-18	2-2
KICKOFF RETURNS-YARDS	1-37	2-43
INTERCEPTION RETURNS-YARDS	1-0	0-0
PUNTS (NUMBER-AVG)	4-36.5	4-38.1
FUMBLES-LOST	0-0	3-0
PENALTIES-YARDS	6-45	4-20
POSSESSION TIME	37:00	33:00
THIRD-DOWN CONVERSIONS	6-12	6-16
FOURTH-DOWN CONVERSIONS	0-0	0-2
RED-ZONE SCORES-CHANCES	5-5	0-1

PURDUE									
RUSHING	NO.	GAIN	LOSS	NET	TD	LG	AVG		
K.Doerue	12	75	1	74	1	23	6.2		
D.Downing	14	72	0	72	0	19	5.1		
D.Bell	1	26	0	26	0	26	26		
PASSING	C-A-I	YDS	TD	LONG	SACK				
M.Alaimo	0-0-0	0	0	0	1				
A.Burton	5-5-0	44	0	11	0				
J.Plummer	19-24-0	273	4	59	2				
A.O'Connell	6-7-0	58	2	17	0				
RECEIVING	NO.	YARDS	TD	LONG	TGT				
D.Bell	6	121	3	59	7				
PDurham	4	54	1	19	5				
T.Sheffield	4	27	1	12	4				
M.Rice	2	32	1	17	3				
PUNTING	NO.	YDS	AVG	LONG	IN20	TB			
Z.Collins	1	38	38	38	0	0			
J.Ansell	2	72	36	44	0	0			
B.Cropsey	1	36	36	36	1	0			
PUNT RETURNS	NO.	YARDS	TD	LONG					
T.Sheffield	2	18	0	0					
TEAM	1	0	0	0					
A.Sowinski	1	0	0	0					
KICK RETURNS	NO.	YARDS	TD	LON					
M.Moore	1	37	0	37					
TACKLES	UA-A	TOTAL	SACKS	TFL					
D.Mitchell	4-1	5	0	0					
J.Alexander	2-3	5	0	0					
M.Grant	3-1	4	0	1					

UCONN									
RUSHING	NO.	GAIN	LOSS	NET	TD	LG	AVG		
S.Krajewski	11	46	4	42	0	12	3.8		
R.Burns	6	35	0	35	0	11	5.8		
N.Carter	9	29	1	28	0	9	3.1		
PASSING	C-A-I	YDS	TD	LONG	SACK				
S.Krajewski	14-25-1	99	0	40	0				
RECEIVING	NO.	YARDS	TD	LONG	TGT				
A.Turner	3	4	0	5	3				
J.Gill	2	28	0	17	4				
B.Brewton	2	-7	0	0	2				
H.Maurisseau	1	40	0	40	1				
PUNTING	NO.	YDS	AVG	LONG	IN20	TB			
H.Kerr	7	267	38.1	54	3	0			
PUNT RETURNS	NO.	YARDS	TD	LONG					
K.Marion	2	2	0	0					
KICK RETURNS	NO.	YARDS	TD	LON					
D.Houston	1	28	0	28					
B.Brewton	1	15	0	15					
TACKLES	UA-A	TOTAL	SACKS	TFL					
J.Mitchell	3-11	14	0.5	0.5					
D.Jones	4-4	8	0	0					
I.Swenson	6-0	6	1	1					

GAME 3: #10 NOTRE DAME 27, PURDUE 13

PURDUE (2-1; 0-0) VS. NOTRE DAME (3-0; 0-0) • DATE: 09/18/2021 • SITE: NOTRE DAME, INDIANA
STADIUM: NOTRE DAME STADIUM • ATTENDANCE: 74341

SCORE BY QUARTERS	1	2	3	4	TOTAL
Purdue	3	0	10	0	13
Notre Dame	0	10	7	10	27

QTR	TIME	SCORING PLAY	V-H
1st	09:58	PUR - Fineran,Mitchell 34 yd FG 10-32 03:41	3-0
2nd	13:51	UND - Williams,Kyren 39 yd TD PASS from Coan,Jack 5-66 02:14	3-7
2nd	08:45	UND - Doerer,Jonathan 28 yd FG 10-48 03:13	3-10
3rd	11:06	PUR - Fineran,Mitchell 34 yd FG 9-50 03:48	6-10
3rd	09:59	UND - Davis,Avery 62 yd TD PASS from Coan,Jack 4-75 01:07	6-17
3rd	07:08	PUR - Wright,Milton 2 yd TD PASS from Plummer,Jack 6-75 02:51	13-17
4th	10:50	UND - Doerer,Jonathan 30 yd FG 11-53 05:20	13-20
4th	06:05	UND - Williams,Kyren 51 yd TD RUSH 1-51 00:11	13-27

KICKOFF TIME: 02:41 PM • END OF GAME: 06:29 PM • TOTAL ELAPSED TIME: 03:48
OFFICIALS: REFEREE: SERVINSKI,JEFFREY; UMPIRE: OWENS,TIM; LINESMAN: MACDONALD,RYAN;
LINE JUDGE: BERGMAN,BRETT; BACK JUDGE: BROWN,MIKE; FIELD JUDGE: RANSOM,TODD;
SIDE JUDGE: HICKS,PHIL; CENTER JUDGE: NICKLEBY,JASON;
TEMPERATURE: 82 • WIND: NE 6MPH • WEATHER: SUNNY

	PUR	UND
SCORE	13	27
FIRST DOWNS	19	16
RUSHES-YARDS (NET)	25-57	34-120
PASSING-YARDS (NET)	291	223
PASSES ATT-COMP-INT	54-36-2	32-15-0
TOTAL OFFENSE PLAYS-YARDS	79-348	66-343
FUMBLE RETURNS-YARDS	0-0	0-0
PUNT RETURNS-YARDS	5-34	2-30
KICKOFF RETURNS-YARDS	3-50	0-0
INTERCEPTION RETURNS-YARDS	0-0	2-0
PUNTS (NUMBER-AVG)	7-38.3	7-42.6
FUMBLES-LOST	1-0	0-0
PENALTIES-YARDS	7-70	8-61
POSSESSION TIME	34:11	25:49
THIRD-DOWN CONVERSIONS	4-16	4-17
FOURTH-DOWN CONVERSIONS	1-2	1-1
RED-ZONE SCORES-CHANCES	3-4	2-2

PURDUE

RUSHING	NO.	GAIN	LOSS	NET	TD	LG	AVG
Doerue,King	10	45	0	45	0	31	4.5
Downing,Dylan	8	18	4	14	0	7	1.8
O'Connell,Aidan	1	8	0	8	0	8	8

PASSING	C-A-I	YDS	TD	LONG	SACK
Plummer,Jack	25-36-0	187	1	32	2
O'Connell,Aidan	11-18-2	104	0	27	0
Wright,Milton	0-0-0	0	0	0	1

RECEIVING	NO.	YARDS	TD	LONG	TGT
Anthrop,Jackson	7	90	0	27	10
Bell,David	7	64	0	32	11
Doerue,King	6	39	0	11	8
Durham,Payne	6	29	0	7	9

PUNTING	NO.	YDS	AVG	LONG	IN20	TB
Ansell,Jack	4	141	35.2	46	1	0
Cropsey,Brendan	3	127	42.3	56	1	0

PUNT RETURNS	NO.	YARDS	TD	LONG
Sheffield,TJ	5	34	0	15

KICK RETURNS	NO.	YARDS	TD	LON
Moore,Marcellus	3	50	0	22

TACKLES	UA-A	TOTAL	SACKS	TFL
Allen,Cam	7-2	9	0	0
Grant,Marvin	6-2	8	0	1
Alexander,Jaylan	4-3	7	1	1

NOTRE DAME

RUSHING	NO.	GAIN	LOSS	NET	TD	LG	AVG
Williams,Kyren	12	93	2	91	1	51	7.6
Tyree,Chris	11	30	1	29	0	6	2.6
Buchner,Tyler	3	25	1	24	0	20	8

PASSING	C-A-I	YDS	TD	LONG	SACK
Buchner,Tyler	0-1-0	0	0	0	0
Coan,Jack	15-31-0	223	2	62	4

RECEIVING	NO.	YARDS	TD	LONG	TGT
Davis,Avery	5	120	1	62	5
Tyree,Chris	4	30	0	19	4
Lenzy,Braden	3	21	0	12	7
Williams,Kyren	2	47	1	39	3

PUNTING	NO.	YDS	AVG	LONG	IN20	TB
Bramblett,Jay	7	298	42.6	52	2	0

PUNT RETURNS	NO.	YARDS	TD	LONG
Williams,Kyren	2	30	0	23

KICK RETURNS	NO.	YARDS	TD	LON
--------------	-----	-------	----	-----

TACKLES	UA-A	TOTAL	SACKS	TFL
Bertrand,JD	5-7	12	0	1
Hamilton,Kyle	7-3	10	0	0
Pryor,Isaiah	5-3	8	0	0

GAME 4: PURDUE 13, ILLINOIS 9

ILLINOIS (1-4; 1-2) VS. PURDUE (3-1; 1-0) DATE: 09/25/2021 • SITE: WEST LAFAYETTE,
STADIUM: ROSS-ADE • ATTENDANCE: 52840

SCORE BY QUARTERS	1	2	3	4	TOTAL
Illinois	0	3	3	3	9
Purdue	6	0	0	7	13

QTR	TIME	SCORING PLAY	V-H
1st	08:31	PUR - M.Fineran 23 yd FG 15-69 6:29	0-3
1st	03:34	PUR - M.Fineran 30 yd FG 6-34 2:57	0-6
2nd	02:24	ILL - J.McCourt 51 yd FG 7-29 3:40	3-6
3rd	08:18	ILL - J.McCourt 35 yd FG 13-58 6:42	6-6
4th	14:51	ILL - J.McCourt 45 yd FG 6-53 1:39	9-6
4th	05:44	PUR - T.Sheffield 14 yd TD PASS from A.O'Connell (KICK by M.Fineran), 10-94 3:42	9-13

KICKOFF TIME: 03:40 PM ET • END OF GAME: 06:46 PM ET • TOTAL ELAPSED TIME: 03:05
OFFICIALS: REFEREE: JOHN O'NEILL; UMPIRE: JEFF CARR; LINESMAN: KRIS VAN METER;
LINE JUDGE: VINCENT WINTERS; BACK JUDGE: MICHAEL ELLIOTT; FIELD JUDGE: GARY POWERS;
SIDE JUDGE: LASHELL NELSON; CENTER JUDGE: ERIC OLIVER;
TEMPERATURE: • WIND: • WEATHER: SUNNY

	ILL	PUR
SCORE	9	13
FIRST DOWNS	17	17
RUSHES-YARDS (NET)	42-175	26-38
PASSING-YARDS (NET)	100	277
PASSES ATT-COMP-INT	27-14-0	40-24-2
TOTAL OFFENSE PLAYS-YARDS	69-275	66-315
FUMBLE RETURNS-YARDS	0-0	0-0
PUNT RETURNS-YARDS	2-44	1-7
KICKOFF RETURNS-YARDS	0-0	0-0
INTERCEPTION RETURNS-YARDS	2-0	0-0
PUNTS (NUMBER-AVG)	6-48.5	6-45.8
FUMBLES-LOST	1-0	0-0
PENALTIES-YARDS	1-10	1-15
POSSESSION TIME	33:45	26:15
THIRD-DOWN CONVERSIONS	5-16	7-14
FOURTH-DOWN CONVERSIONS	0-1	0-0
RED-ZONE SCORES-CHANCES	1-2	3-4

ILLINOIS

RUSHING	NO.	GAIN	LOSS	NET	TD	LG	AVG
JMcCray	24	167	11	156	0	38	6.5
JNorwood	6	34	1	33	0	17	5.5
RLove III	8	8	4	4	0	3	0.5

PASSING	C-A-I	YDS	TD	LONG	SACK
lWilliams	0-1-0	0	0	0	0
B.Peters	14-26-0	100	0	18	2

RECEIVING	NO.	YARDS	TD	LONG	TGT
lWilliams	4	21	0	7	5
C.Washington	3	31	0	13	6
P.Bryant	3	25	0	12	3
L.Ford	1	18	0	18	2

PUNTING	NO.	YDS	AVG	LONG	IN20	TB
B.Hayes	6	291	48.5	80	4	1

PUNT RETURNS	NO.	YARDS	TD	LONG
D.Navarro	2	44	0	40

KICK RETURNS	NO.	YARDS	TD	LON
--------------	-----	-------	----	-----

TACKLES	UA-A	TOTAL	SACKS	TFL
S.Brown	6-1	7	0	0
K.Joseph	3-3	6	0	0
T.Barnes	5-0	5	1	1

PURDUE

RUSHING	NO.	GAIN	LOSS	NET	TD	LG	AVG
D.Downing	10	40	1	39	0	9	3.9
J.Cross	7	12	0	12	0	3	1.7
J.Anthrop	1	9	0	9	0	9	9

PASSING	C-A-I	YDS	TD	LONG	SACK
J.Plummer	12-21-0	95	0	19	2
A.O'Connell	12-19-2	182	1	43	1

RECEIVING	NO.	YARDS	TD	LONG	TGT
M.Wright	7	88	0	27	11
T.Sheffield	4	44	1	19	5
A.Vaseen	3	77	0	43	5
J.Anthrop	3	21	0	10	4

PUNTING	NO.	YDS	AVG	LONG	IN20	TB
J.Ansell	5	229	45.8	54	1	0

PUNT RETURNS	NO.	YARDS	TD	LONG
T.Sheffield	1	7	0	7

KICK RETURNS	NO.	YARDS	TD	LON
--------------	-----	-------	----	-----

TACKLES	UA-A	TOTAL	SACKS	TFL
M.Grant	6-2	8	0	0
J.Alexander	2-4	6	0	0
K.Douglas	5-1	6	0	0

GAME 5: MINNESOTA 20, PURDUE 13

MINNESOTA (3-2; 1-1) VS. PURDUE (3-2; 1-1) • DATE: 10/2/2021 • SITE: WEST LAFAYETTE
STADIUM: ROSS-ADE • ATTENDANCE: 51111

SCORE BY QUARTERS	1	2	3	4	TOTAL
Minnesota	7	3	7	3	20
Purdue	3	10	0	0	13

QTR	TIME	SCORING PLAY	V-H
1st	10:03	MIN - C.Autman-Bell 32 yd TD PASS from T.Morgan (KICK by M.Trickett), 4-44 2:09	7-0
1st	06:07	PUR - M.Fineran 36 yd FG 10-56 3:56	7-3
2nd	13:40	PUR - M.Wright 7 yd TD PASS from A.O'Connell (KICK by M.Fineran), 14-91 5:03	7-10
2nd	04:49	MIN - M.Trickett 42 yd FG 6-59 2:56	10-10
2nd	00:12	PUR - M.Fineran 24 yd FG 11-68 4:37	10-13
3rd	13:50	MIN - T.Potts 4 yd TD RUSH (KICK by M.Trickett), 3-75 1:10	17-13
4th	01:46	MIN - M.Trickett 38 yd FG 10-40 4:37	20-13

KICKOFF TIME: 12:01 PM ET • END OF GAME: 03:11 PM ET • TOTAL ELAPSED TIME: 03:09
OFFICIALS: REFEREE: MICHAEL CANNON; UMPIRE: BRAD HUDAK; LINESMAN: BRUCE KEELING;
LINE JUDGE: MIKE MAISNER; BACK JUDGE: ROBERT SMITH, JR.; FIELD JUDGE: JOHN ROGGEMAN;
SIDE JUDGE: JOEL CLAY; CENTER JUDGE: BRYAN BANKS;
TEMPERATURE: • WIND: • WEATHER: SUNNY

	MIN	PUR
SCORE	20	13
FIRST DOWNS	13	28
RUSHES-YARDS (NET)	34-121	34-77
PASSING-YARDS (NET)	169	357
PASSES ATT-COMP-INT	18-9-0	51-33-1
TOTAL OFFENSE PLAYS-YARDS	52-290	85-434
FUMBLE RETURNS-YARDS	1-0	0-0
PUNT RETURNS-YARDS	0-0	0-0
KICKOFF RETURNS-YARDS	2-22	1-0
INTERCEPTION RETURNS-YARDS	1-4	0-0
PUNTS (NUMBER-AVG)	6-51.3	6-43.8
FUMBLES-LOST	0-0	2-1
PENALTIES-YARDS	4-55	3-30
POSSESSION TIME	26:38	33:22
THIRD-DOWN CONVERSIONS	5-13	6-17
FOURTH-DOWN CONVERSIONS	0-0	2-3
RED-ZONE SCORES-CHANCES	2-2	3-4

MINNESOTA

RUSHING	NO.	GAIN	LOSS	NET	TD	LG	AVG
T.Potts	15	79	1	78	1	17	5.2
C.Kramer	8	32	0	32	0	14	4
M.Irving	5	11	0	11	0	4	2.2
PASSING	C-A-I	YDS	TD	LONG	SACK		
T.Morgan	9-18-0	169	1	54	0		
RECEIVING	NO.	YARDS	TD	LONG	TGT		
M.Brown-Stephens	2	105	0	54	4		
C.Autman-Bell	2	40	1	32	6		
K.Kieft	2	8	0	6	2		
D.Jackson	2	3	0	9	5		
PUNTING	NO.	YDS	AVG	LONG	IN20	TB	
M.Crawford	6	308	51.3	60	4	1	
PUNT RETURNS	NO.	YARDS	TD	LONG			
KICK RETURNS	NO.	YARDS	TD	LONG			
B.Williams	1	22	0	22			
D.LeCaptain	1	0	0	0			
TACKLES	UA-A	TOTAL	SACKS	TFL			
J.Gibbens	5-3	8	0	0			
C.Durr	4-3	7	0.5	0.5			
T.Smith	5-0	5	0	0			

PURDUE							
RUSHING	NO.	GAIN	LOSS	NET	TD	LG	AVG
K.Doerue	21	95	0	95	0	19	4.5
A.Burton	3	14	0	14	0	8	4.7
J.Cross	5	14	1	13	0	5	2.6
PASSING	C-A-I	YDS	TD	LONG	SACK		
A.O'Connell	33-51-1	357	1	34	4		
RECEIVING	NO.	YARDS	TD	LONG	TGT		
D.Bell	6	120	0	34	11		
M.Wright	6	91	1	27	7		
K.Doerue	5	25	0	14	6		
B.Thompson	3	30	0	19	6		
PUNTING	NO.	YDS	AVG	LONG	IN20	TB	
J.Ansell	4	175	43.8	49	2	0	
PUNT RETURNS	NO.	YARDS	TD	LONG			
KICK RETURNS	NO.	YARDS	TD	LONG			
T.Sheffield	1	0	0	0			
TACKLES	UA-A	TOTAL	SACKS	TFL			
G.Karlaftis	3-2	5	0	1			
J.Alexander	3-2	5	0	0			
D.Mackey	4-0	4	0	0			

GAME 6: PURDUE 24, #2 IOWA 7

PURDUE (4-2; 2-1) VS. IOWA (6-1; 3-1) DATE: 10/16/2021 • SITE: IOWA CITY, IOWA
STADIUM: KINNICK STADIUM • ATTENDANCE: 69250

SCORE BY QUARTERS	1	2	3	4	TOTAL
Purdue	7	7	3	7	24
Iowa	0	7	0	0	7

QTR	TIME	SCORING PLAY	V-H
1st	03:38	PUR - A.O'Connell 6 yd TD RUSH (KICK by M.Fineran), 10-67 4:56	7-0
2nd	03:20	IOW - I.Kelly-Martin 3 yd TD RUSH (KICK by C.Shudak), 9-80 5:11	7-7
2nd	00:19	PUR - T.Sheffield 3 yd TD PASS from A.O'Connell (KICK by M.Fineran), 10-75 3:01	14-7
3rd	11:07	PUR - M.Fineran 31 yd FG 8-66 3:46	17-7
4th	12:29	PUR - D.Bell 21 yd TD PASS from A.O'Connell (KICK by M.Fineran), 7-46 3:00	24-7

KICKOFF TIME: 03:37 PM ET • END OF GAME: 07:17 PM ET • TOTAL ELAPSED TIME: 03:40
OFFICIALS: REFEREE: JEFFREY SERVINSKI; UMPIRE: TIM OWENS; LINESMAN: RYAN MACDONALD;
LINE JUDGE: BRETT BERGMAN; BACK JUDGE: MIKE BROWN; FIELD JUDGE: PHIL HICKS;
SIDE JUDGE: TODD RANSOM; CENTER JUDGE: JASON NICKLEBY;
TEMPERATURE: 61 • WIND: 16 WEST • WEATHER: SUNNY

	PUR	IOW
SCORE	24	7
FIRST DOWNS	24	17
RUSHES-YARDS (NET)	33-86	30-76
PASSING-YARDS (NET)	378	195
PASSES ATT-COMP-INT	43-31-0	32-17-4
TOTAL OFFENSE PLAYS-YARDS	76-464	62-271
FUMBLE RETURNS-YARDS	0-0	1-0
PUNT RETURNS-YARDS	0-0	2-37
KICKOFF RETURNS-YARDS	1-20	3-123
INTERCEPTION RETURNS-YARDS	4-9	0-0
PUNTS (NUMBER-AVG)	4-35.3	4-40.7
FUMBLES-LOST	1-1	0-0
PENALTIES-YARDS	4-30	3-28
POSSESSION TIME	34:46	25:14
THIRD-DOWN CONVERSIONS	9-16	7-13
FOURTH-DOWN CONVERSIONS	0-0	0-1
RED-ZONE SCORES-CHANCES	3-5	1-5

PURDUE							
RUSHING	NO.	GAIN	LOSS	NET	TD	LG	AVG
K.Doerue	18	56	8	48	0	16	2.7
J.Plummer	5	23	3	20	0	13	4
A.Burton	3	10	0	10	0	5	3.3
PASSING	C-A-I	YDS	TD	LONG	SACK		
A.Burton	0-1-0	0	0	0	0		
J.Plummer	1-2-0	3	0	3	0		
A.O'Connell	30-40-0	375	2	60	1		
RECEIVING	NO.	YARDS	TD	LONG	TGT		
D.Bell	11	240	1	60	12		
T.Sheffield	8	48	1	15	9		
P.Durham	5	15	0	5	9		
M.Wright	4	38	0	12	4		
PUNTING	NO.	YDS	AVG	LONG	IN20	TB	
J.Ansell	4	141	35.3	38	1	0	
PUNT RETURNS	NO.	YARDS	TD	LONG			
KICK RETURNS	NO.	YARDS	TD	LONG			
T.Sheffield	1	20	0	20			
TACKLES	UA-A	TOTAL	SACKS	TFL			
J.Alexander	8-2	10	0	1			
M.Grant	5-3	8	0	0			
K.Jenkins	4-2	6	1	2.5			

IOWA							
RUSHING	NO.	GAIN	LOSS	NET	TD	LG	AVG
T.Goodson	12	75	7	68	0	32	5.7
I.Kelly-Martin	6	26	3	23	1	10	3.8
M.Pottebaum	3	10	0	10	0	4	3.3
PASSING	C-A-I	YDS	TD	LONG	SACK		
S.Petras	17-32-4	195	0	38	4		
RECEIVING	NO.	YARDS	TD	LONG	TGT		
S.LaPorta	5	61	0	22	9		
T.Goodson	4	16	0	9	5		
K.Johnson	2	50	0	38	3		
N.Ragaini	2	29	0	16	3		
PUNTING	NO.	YDS	AVG	LONG	IN20	TB	
T.Taylor	3	122	40.7	45	1	0	
PUNT RETURNS	NO.	YARDS	TD	LONG			
C.Jones	2	37	0	41			
KICK RETURNS	NO.	YARDS	TD	LONG			
I.Kelly-Martin	1	67	0	67			
C.Jones	2	56	0	36			
TACKLES	UA-A	TOTAL	SACKS	TFL			
S.Benson	10-2	12	1	1			
J.Koerner	5-4	9	0	2			
J.Campbell	3-6	9	0	1			

GAME 7: WISCONSIN 30, PURDUE 13

WISCONSIN (4-3; 2-2) VS. PURDUE (4-3; 2-2) • DATE: 10/23/2021 • SITE: WEST LAFAYETTE
STADIUM: ROSS-ADE • ATTENDANCE: 61320

SCORE BY QUARTERS	1	2	3	4	TOTAL
Wisconsin	7	6	7	10	30
Purdue	0	13	0	0	13

QTR	TIME	SCORING PLAY	V-H
1st	02:49	WIS - B.Allen 4 yd TD RUSH (KICK by C.Larsh), 13-92 7:37	7-0
2nd	14:16	PUR - P.Durham 10 yd TD PASS from A.O'Connell (KICK by M.Fineran), 4-39 1:47	7-7
2nd	08:54	WIS - C.Larsh 37 yd FG 10-56 5:22	10-7
2nd	06:13	PUR - G.Karlaftis 56 yd TD FUMB (PAT KICK attempt failed),	10-13
2nd	02:06	WIS - C.Larsh 23 yd FG 4--3 0:56	13-13
3rd	06:06	WIS - C.Mellusi 20 yd TD RUSH (KICK by C.Larsh), 3-94 1:01	20-13
4th	10:13	WIS - B.Allen 14 yd TD RUSH (KICK by C.Larsh), 6-72 2:55	27-13
4th	04:06	WIS - C.Larsh 43 yd FG 4--4 2:32	30-13

KICKOFF TIME: 03:01 PM ET • END OF GAME: 06:11 PM ET • TOTAL ELAPSED TIME: 03:10
OFFICIALS: REFEREE: RON SNODGRASS; UMPIRE: JAMES SHAW III; LINESMAN: RIC HINKAMPER;
LINE JUDGE: JEFF SZINK; BACK JUDGE: JAKE KEMP; FIELD JUDGE: KYLE DEBUSE;
SIDE JUDGE: FRANK STERATORE; CENTER JUDGE: GERGORY NELSON;
TEMPERATURE: • WIND: • WEATHER: SUNNY

	WIS	PUR
SCORE	30	13
FIRST DOWNS	14	17
RUSHES-YARDS (NET)	51-290	24--13
PASSING-YARDS (NET)	52	219
PASSES ATT-COMP-INT	8-5-0	38-27-3
TOTAL OFFENSE PLAYS-YARDS	59-342	62-206
FUMBLE RETURNS-YARDS	2-0	2-56
PUNT RETURNS-YARDS	1--1	3-27
KICKOFF RETURNS-YARDS	2-34	3-37
INTERCEPTION RETURNS-YARDS	3-58	0-0
PUNTS (NUMBER-AVG)	5-45.4	5-41.0
FUMBLES-LOST	5-2	3-2
PENALTIES-YARDS	8-79	4-45
POSSESSION TIME	32:38	27:22
THIRD-DOWN CONVERSIONS	1-11	3-12
FOURTH-DOWN CONVERSIONS	0-0	0-1
RED-ZONE SCORES-CHANCES	6-6	1-1

WISCONSIN

RUSHING	NO.	GAIN	LOSS	NET	TD	LG	AVG
C.Mellusi	27	153	4	149	1	35	5.5
B.Allen	12	144	4	140	2	70	11.7
B.Schipper	3	12	0	12	0	5	4

PASSING	C-A-I	YDS	TD	LONG	SACK
G.Mertz	5-8-0	52	0	17	2

RECEIVING	NO.	YARDS	TD	LONG	TGT
J.Ferguson	2	23	0	17	2
C.Mellusi	1	11	0	11	1
B.Allen	1	9	0	9	1
K.Pryor	1	9	0	9	3

PUNTING	NO.	YDS	AVG	LONG	IN20	TB
A.Vujnovich	5	227	45.4	52	2	0

PUNT RETURNS	NO.	YARDS	TD	LONG
D.Ingram	1	-1	0	0

KICK RETURNS	NO.	YARDS	TD	LON
C.Dike	2	34	0	19

TACKLES	UA-A	TOTAL	SACKS	TFL
L.Chenal	8-1	9	3.5	5.5
J.Sanborn	4-4	8	0.5	1.5
C.Wilder	6-1	7	0	0

PURDUE

RUSHING	NO.	GAIN	LOSS	NET	TD	LG	AVG
K.Doerue	9	21	1	20	0	7	2.2
A.Burton	1	1	0	1	0	1	1
D.Downing	2	1	0	1	0	1	0.5

PASSING	C-A-I	YDS	TD	LONG	SACK
J.Plummer	3-6-0	19	0	8	2
A.O'Connell	24-32-3	200	1	24	4

RECEIVING	NO.	YARDS	TD	LONG	TGT
P.Durham	9	112	1	24	10
D.Bell	6	33	0	10	10
M.Wright	3	20	0	11	3
B.Thompson	2	20	0	15	3

PUNTING	NO.	YDS	AVG	LONG	IN20	TB
J.Ansell	5	205	41	53	2	0

PUNT RETURNS	NO.	YARDS	TD	LONG
T.Sheffield	3	27	0	11

KICK RETURNS	NO.	YARDS	TD	LON
J.Anthrop	2	32	0	17
T.Sheffield	1	5	0	5

TACKLES	UA-A	TOTAL	SACKS	TFL
J.Alexander	11-4	15	0	1
C.Allen	4-3	7	0	0
L.Johnson	4-2	6	0	2

GAME 8: PURDUE 28, NEBRASKA 23

PURDUE (5-3; 3-2) VS. NEBRASKA (3-6; 1-5) • DATE: 10/30/2021 • SITE: LINCOLN, NEBRASKA
STADIUM: MEMORIAL • ATTENDANCE: 85902

SCORE BY QUARTERS	1	2	3	4	TOTAL
Purdue	0	14	7	7	28
Nebraska	7	10	0	6	23

QTR	TIME	SCORING PLAY	V-H
1st	06:16	NEB - O.Manning 16 yd TD PASS from A.Martinez 12-82 4:36	0-6
2nd	12:37	PUR - J.Graham 45 yd TD INT	6-7
2nd	10:45	NEB - A.Martinez 4 yd TD RUSH 5-75 1:52	7-13
2nd	03:48	PUR - Z.Horvath 1 yd TD RUSH 14-75 6:57	13-14
2nd	01:20	NEB - C.Contreras 33 yd FG 7-61 2:28	14-17
3rd	02:47	PUR - M.Wright 3 yd TD PASS from A.O'Connell 8-48 2:59	20-17
4th	10:05	PUR - J.Anthrop 9 yd TD PASS from A.O'Connell 14-75 5:47	27-17
4th	01:44	NEB - R.Johnson 12 yd TD PASS from A.Martinez 8-94 1:30	28-23

KICKOFF TIME: 03:35 PM ET • END OF GAME: 06:57 PM ET • TOTAL ELAPSED TIME: 03:22
OFFICIALS: REFEREE: JOHN O'NEILL; UMPIRE: JEFF CARR; LINESMAN: MIKE MAISNER;
LINE JUDGE: VINCENT WINTERS; BACK JUDGE: MICHAEL ELLIOTT; FIELD JUDGE: GARY POWERS;
SIDE JUDGE: LASHELL NELSON; CENTER JUDGE: GREG BLUM;
TEMPERATURE: 66 • WIND: 17 SOUTHWEST • WEATHER: SUNNY

	PUR	NEB
SCORE	28	23
FIRST DOWNS	23	19
RUSHES-YARDS (NET)	41-116	29-130
PASSING-YARDS (NET)	233	269
PASSES ATT-COMP-INT	45-34-0	29-14-4
TOTAL OFFENSE PLAYS-YARDS	86-349	58-399
FUMBLE RETURNS-YARDS	0-0	0-0
PUNT RETURNS-YARDS	2-9	1-11
KICKOFF RETURNS-YARDS	1-0	2-38
INTERCEPTION RETURNS-YARDS	4-67	0-0
PUNTS (NUMBER-AVG)	5-34.0	5-41.5
FUMBLES-LOST	0-0	1-0
PENALTIES-YARDS	3-30	4-38
POSSESSION TIME	38:38	21:22
THIRD-DOWN CONVERSIONS	6-17	4-10
FOURTH-DOWN CONVERSIONS	2-3	0-0
RED-ZONE SCORES-CHANCES	3-4	4-4

PURDUE

RUSHING	NO.	GAIN	LOSS	NET	TD	LG	AVG
K.Doerue	17	74	0	74	0	13	4.4
J.Anthrop	5	25	0	25	0	8	5
Z.Horvath	11	25	1	24	1	5	2.2

PASSING	C-A-I	YDS	TD	LONG	SACK
A.O'Connell	34-45-0	233	2	21	2

RECEIVING	NO.	YARDS	TD	LONG	TGT
D.Bell	9	74	0	21	14
M.Wright	7	40	1	10	9
J.Anthrop	6	43	1	12	7
T.Sheffield	4	30	0	11	4

PUNTING	NO.	YDS	AVG	LONG	IN20	TB
J.Ansell	5	170	34	50	2	0

PUNT RETURNS	NO.	YARDS	TD	LONG
T.Sheffield	2	9	0	8

KICK RETURNS	NO.	YARDS	TD	LON
P.Durham	1	0	0	0

TACKLES	UA-A	TOTAL	SACKS	TFL
K.Douglas	5-2	7	0	0
J.Alexander	1-5	6	0	0.5
J.Graham	5-1	6	0	0

NEBRASKA

RUSHING	NO.	GAIN	LOSS	NET	TD	LG	AVG
J.Yant	6	62	2	60	0	33	10
R.Johnson	13	57	5	52	0	10	4
A.Martinez	10	24	6	18	1	6	1.8

PASSING	C-A-I	YDS	TD	LONG	SACK
A.Martinez	14-29-4	269	2	43	1

RECEIVING	NO.	YARDS	TD	LONG	TGT
O.Manning	4	75	1	27	9
A.Allen	3	28	0	18	5
S.Toure	2	47	0	31	6
L.Falck	1	43	0	43	2

PUNTING	NO.	YDS	AVG	LONG	IN20	TB
W.Przystup	4	166	41.5	62	2	0

PUNT RETURNS	NO.	YARDS	TD	LONG
O.Martin	1	11	0	11

KICK RETURNS	NO.	YARDS	TD	LON
Z.Weinmaster	1	20	0	20
A.Brown	1	18	0	18

TACKLES	UA-A	TOTAL	SACKS	TFL
L.Reimer	12-7	19	0.5	0.5
N.Henrich	5-9	14	0	1
J.Domann	6-7	13	0	0

GAME 9: PURDUE 40, #5/3 MICHIGAN STATE

MICHIGAN ST. (8-1; 5-1) VS. PURDUE (6-3; 4-2) • DATE: 11/6/2021 • SITE: WEST LAFAYETTE
STADIUM: ROSS-ADE • ATTENDANCE: 57748

SCORE BY QUARTERS	1	2	3	4	TOTAL
Michigan St.	7	7	7	8	29
Purdue	7	14	10	9	40

QTR	TIME	SCORING PLAY	V-H
1st	09:12	PUR - D.Bell 5 yd TD PASS from A.O'Connell 9-62 3:37	0-6
1st	06:23	MSU - T.Mosley 26 yd TD PASS from P.Thorne 6-75 2:49	6-7
2nd	13:23	PUR - B.Thompson 8 yd TD PASS from A.O'Connell 8-70 3:28	7-13
2nd	04:50	PUR - J.Anthrop 39 yd TD PASS from A.O'Connell 4-51 1:13	7-20
2nd	01:04	MSU - K.Walker III 14 yd TD RUSH 11-69 3:41	13-21
3rd	12:19	MSU - P.Thorne 32 yd TD RUSH 3-41 1:00	20-21
3rd	09:31	PUR - K.Doerue 1 yd TD RUSH 7-70 2:44	21-27
3rd	06:31	PUR - M.Fineran 29 yd FG 7-51 1:32	21-31
4th	13:02	PUR - M.Fineran 24 yd FG 14-60 7:14	21-34
4th	06:48	PUR - M.Fineran 23 yd FG 9-93 2:24	21-37
4th	05:03	MSU - T.Mosley 11 yd TD PASS from P.Thorne 5-83 1:45	27-37
4th	00:41	PUR - M.Fineran 22 yd FG 10-76 4:17	29-40

KICKOFF TIME: 03:41 PM ET • END OF GAME: 07:13 PM ET • TOTAL ELAPSED TIME: 03:32
OFFICIALS: REFEREE: LARRY SMITH; UMPIRE: TIM GROVER; LINESMAN: KOLE KNUEPPEL;
LINE JUDGE: ROBIN DELORENZO; BACK JUDGE: KEVIN SCHWARZEL; FIELD JUDGE: TIMOTHY MAGUIRE;
SIDE JUDGE: JOHN ROGGEAMAN; CENTER JUDGE: MIKE STUMBERG;
TEMPERATURE: • WIND: • WEATHER: SUNNY

	MSU	PUR
SCORE	29	40
FIRST DOWNS	21	29
RUSHES-YARDS (NET)	33-182	31-58
PASSING-YARDS (NET)	276	536
PASSES ATT-COMP-INT	30-20-1	54-40-0
TOTAL OFFENSE PLAYS-YARDS	63-458	85-594
FUMBLE RETURNS-YARDS	1-0	1-0
PUNT RETURNS-YARDS	1-3	2-18
KICKOFF RETURNS-YARDS	2-21	4-49
INTERCEPTION RETURNS-YARDS	0-0	1-0
PUNTS (NUMBER-AVG)	4-39.0	4-36.5
FUMBLES-LOST	1-1	1-1
PENALTIES-YARDS	6-70	3-26
POSSESSION TIME	24:06	35:13
THIRD-DOWN CONVERSIONS	6-13	11-18
FOURTH-DOWN CONVERSIONS	1-2	1-1
RED-ZONE SCORES-CHANCES	2-4	7-7

MICHIGAN ST.

RUSHING	NO.	GAIN	LOSS	NET	TD	LG	AVG
K.Walker III	23	152	6	146	1	33	6.3
P.Thorne	8	46	9	37	1	32	4.6
J.Simmons	1	2	0	2	0	2	2
PASSING	C-A-I	YDS	TD	LONG	SACK		
P.Thorne	20-30-1	276	2	35		1	
RECEIVING	NO.	YARDS	TD	LONG	TGT		
J.Reed	4	73	0	32		10	
C.Heyward	3	52	0	35		4	
T.Mosley	3	44	2	26		3	
M.Foster	3	33	0	15		4	
PUNTING	NO.	YDS	AVG	LONG	IN20	TB	
B.Baringer	4	156	39	47	1	0	
PUNT RETURNS	NO.	YARDS	TD	LONG			
J.Reed	1	3	0	3			
KICK RETURNS	NO.	YARDS	TD	LON			
M.Foster	2	21	0	21			
TACKLES	UA-A	TOTAL	SACKS	TFL			
D.Snow	11-2	13	0	1.5			
X.Henderson	5-3	8	0	1			
Q.Crouch	4-3	7	0	0			

PURDUE

RUSHING	NO.	GAIN	LOSS	NET	TD	LG	AVG
K.Doerue	13	33	1	32	1	7	2.5
Z.Horvath	10	26	2	24	0	8	2.4
J.Anthrop	5	16	2	14	0	11	2.8
PASSING	C-A-I	YDS	TD	LONG	SACK		
A.O'Connell	40-54-0	536	3	53		2	
RECEIVING	NO.	YARDS	TD	LONG	TGT		
D.Bell	11	217	1	53		16	
G.Miller	8	74	0	21		10	
J.Anthrop	6	80	1	39		7	
M.Wright	4	53	0	16		7	
PUNTING	NO.	YDS	AVG	LONG	IN20	TB	
J.Ansell	2	73	36.5	48	0	0	
PUNT RETURNS	NO.	YARDS	TD	LONG			
T.Sheffield	1	14	0	14			
J.Anthrop	1	4	0	4			
KICK RETURNS	NO.	YARDS	TD	LON			
T.Sheffield	3	43	0	17			
B.Furtney	1	6	0	6			
TACKLES	UA-A	TOTAL	SACKS	TFL			
J.Alexander	6-3	9	0	0			
K.Douglas	5-3	8	0	1			
J.Graham	6-1	7	0	0			

GAME 10: #6/4 OHIO STATE 59, PURDUE 31

PURDUE (6-4; 4-3) VS. OHIO STATE (9-1; 7-0) • DATE: 11/13/2021 • SITE: COLUMBUS, OHIO
STADIUM: OHIO STADIUM • ATTENDANCE: 101009

SCORE BY QUARTERS	1	2	3	4	TOTAL
Purdue	7	10	14	0	31
Ohio State	21	24	7	7	59

QTR	TIME	SCORING PLAY	V-H
1st	11:45	OSU - Wilson,Garrett 21 yd TD PASS from Stroud,C.J. 5-39 02:10	0-7
1st	08:56	PUR - Anthrop,Jackson 25 yd TD PASS from O'Connell,Aidan 7-75 02:49	7-7
1st	07:04	OSU - Henderson,TreVeyon 3 yd TD RUSH 6-78 01:47	7-14
1st	05:14	OSU - Henderson,TreVeyon 57 yd TD RUSH 1-57 00:09	7-21
2nd	13:42	OSU - Smith-Njigba,Jaxon 20 yd TD PASS from Stroud,C.J. 11-75 03:38	7-28
2nd	13:28	OSU - Wilson,Garrett 12 yd TD PASS from Stroud,C.J. 2-12 00:11	7-35
2nd	09:01	PUR - Thompson,Broc 12 yd TD PASS from O'Connell,Aidan 10-80 04:21	14-35
2nd	07:22	OSU - Wilson,Garrett 51 yd TD RUSH 4-75 01:39	14-42
2nd	04:12	PUR - Fineran,Mitchell 32 yd FG 10-61 03:10	17-42
2nd	00:18	OSU - Ruggles,Noah 30 yd FG 10-61 03:48	17-45
3rd	10:48	OSU - Wilson,Garrett 24 yd TD PASS from Stroud,C.J. 8-75 04:12	17-52
3rd	07:53	PUR - Wright,Milton 29 yd TD PASS from O'Connell,Aidan 7-75 02:55	24-52
3rd	02:02	PUR - Anthrop,Jackson 9 yd TD PASS from O'Connell,Aidan 10-87 04:09	31-52
4th	12:51	OSU - Olave,Chris 5 yd TD PASS from Stroud,C.J. 9-75 04:11	31-59

KICKOFF TIME: 03:41 PM • END OF GAME: 07:04 PM • TOTAL ELAPSED TIME: 03:22
OFFICIALS: REFEREE: SERVINSKI,JEFFREY; UMPIRE: OWENS,TIM; LINESMAN: MACDONALD,RYAN;
LINE JUDGE: BERGMAN,BRETT; BACK JUDGE: BROWN,MIKE; FIELD JUDGE: HICKS,PHIL;
SIDE JUDGE: RANSOM,TODD; CENTER JUDGE: NICKLEBY,JASON;
TEMPERATURE: 37 • WIND: SW 15MPH • WEATHER: CLOUDY

	PUR	OSU
SCORE	31	59
FIRST DOWNS	28	30
RUSHES-YARDS (NET)	19-91	31-263
PASSING-YARDS (NET)	390	361
PASSES ATT-COMP-INT	52-40-0	38-31-0
TOTAL OFFENSE PLAYS-YARDS	71-481	69-624
FUMBLE RETURNS-YARDS	0-0	2-0
PUNT RETURNS-YARDS	0-0	0-0
KICKOFF RETURNS-YARDS	3-18	3-76
INTERCEPTION RETURNS-YARDS	0-0	0-0
PUNTS (NUMBER-AVG)	2-24.5	2-40.0
FUMBLES-LOST	2-2	0-0
PENALTIES-YARDS	4-31	5-50
POSSESSION TIME	28:42	31:18
THIRD-DOWN CONVERSIONS	5-10	4-7
FOURTH-DOWN CONVERSIONS	1-2	1-1
RED-ZONE SCORES-CHANCES	3-3	5-6

PURDUE								OHIO STATE							
RUSHING	NO.	GAIN	LOSS	NET	TD	LG	AVG	RUSHING	NO.	GAIN	LOSS	NET	TD	LG	AVG
Horvath,Zander	5	36	0	36	0	10	7.2	Williams,Miyan	14	119	2	117	0	22	8.4
Doerue,King	10	33	7	26	0	11	2.6	Henderson,T.	13	99	1	98	2	57	7.5
Anthrop,J.	3	22	0	22	0	11	7.3	Wilson,Garrett	1	51	0	51	1	51	51
PASSING	C-A-I	YDS	TD	LONG	SACK			PASSING	C-A-I	YDS	TD	LONG	SACK		
O'Connell,Aidan	40-52-0	390	4	29		0		Stroud,C.J.	31-38-0	361	5	49		0	
RECEIVING	NO.	YARDS	TD	LONG	TGT			RECEIVING	NO.	YARDS	TD	LONG	TGT		
Bell,David	11	103	0	23	18			Wilson,Garrett	10	126	3	24	12		
Wright,Milton	7	98	1	29	9			Smith-Njigba,Jaxon	9	139	1	49	10		
Anthrop,Jackson	7	66	2	25	9			Olave,Chris	9	85	1	13	16		
Sheffield,TJ	4	54	0	25	4			Fleming,Julian	1	4	0	4	1		
PUNTING	NO.	YDS	AVG	LONG	IN20	TB		PUNTING	NO.	YDS	AVG	LONG	IN20	TB	
Ansell,Jack	2	49	24.5	33	0	0		Mirco,Jesse	1	40	40	40	1	0	
PUNT RETURNS	NO.	YARDS	TD	LONG				PUNT RETURNS	NO.	YARDS	TD	LONG			
KICK RETURNS	NO.	YARDS	TD	LON				KICK RETURNS	NO.	YARDS	TD	LON			
Anthrop,Jackson	2	11	0	13				Egbuka,Emeka	3	76	0	34			
Sheffield,TJ	1	7	0	7											
TACKLES	UA-A	TOTAL	SACKS	TFL				TACKLES	UA-A	TOTAL	SACKS	TFL			
Alexander,Jaylan	4-6	10	0	0.5				Burke,Denzel	10-1	11	0	0			
Grant,Marvin	5-4	9	0	0				Shaw,Bryson	3-5	8	0	0.5			
Allen,Cam	8-1	9	0	1				Hickman,Ronnie	5-2	7	0	0			



**2021-22 Purdue Football
Game Results
All games**

Page 1/1
as of Nov 15, 2021

Team Results

	Date	Opponent		Score	Overall	Conf	Time	Attend
	09/04/2021	Oregon St.	W	30-21	1-0	0-0	3:34	53656
	09/11/2021	at UConn	W	49-0	2-0	0-0	3:21	14817
	09/18/2021	at Notre Dame	L	13-27	2-1	0-0	3:48	74341
*	09/25/2021	Illinois	W	13-9	3-1	1-0	3:06	52840
*	10/02/2021	Minnesota	L	13-20	3-2	1-1	3:10	51111
*	10/16/2021	at Iowa	W	24-7	4-2	2-1	3:40	69250
*	10/23/2021	Wisconsin	L	13-30	4-3	2-2	3:10	61320
*	10/30/2021	at Nebraska	W	28-23	5-3	3-2	3:23	85902
*	11/06/2021	Michigan St.	W	40-29	6-3	4-2	3:32	57748
*	11/13/2021	at Ohio St.	L	31-59	6-4	4-3	3:23	101009



2021-22 Purdue Football
Overall Team Statistics
All games

Page 1/2
as of Nov 15, 2021

Team Statistics

	PURDUE	OPP
Scoring	254	225
Points per game	25.4	22.5
Points Off Turnovers	33	37
First Downs	238	173
Rushing	49	72
Passing	176	87
Penalty	13	14
Rushing Yardage	785	1563
Yards gained rushing	1040	1775
Yards lost rushing	255	212
Rushing attempts	308	344
Average per rush	2.5	4.5
Average per game	78.5	156.3
TDs Rushing	5	15
Passing Yardage	3382	2029
Comp-Att-Int	325-456-9	160-277-11
Average per pass	7.4	7.3
Average per catch	10.4	12.7
Average per game	338.2	202.9
TDs Passing	23	12
Total offense	4167	3592
Total plays	764	621
Average per play	5.5	5.8
Average per game	416.7	359.2
Kick returns: #-Yards	16-193	19-406
Punt returns: #-Yards	16-113	11-89
Int returns: #-Yards	11-85	9-62
Kick return average	12.1	21.4
Punt return average	7.1	8.1
Int return average	7.7	6.9
Fumbles-Lost	10-7	13-3
Penalties-Yards	39-356	51-461
Average per game	35.6	46.1
Punts-Yards	43-1641	48-2117
Average per punt	38.2	44.1
Net punt average	36.5	40.5
Kickoffs-Yards	56-3357	51-2925
Average per kick	59.9	57.4
Net kick average	37.4	39.6
Time of possession / game	32:11	27:14
3rd-down conversion	67/149	47/131
3rd-down pct	45%	36%
4rd-down conversion	7/13	4/12



2021-22 Purdue Football
Overall Team Statistics
All games

Page 2/2
as of Nov 15, 2021

	PURDUE	OPP
4rd-down pct	54%	33%
Sacks by-Yards	16-115	25-175
Misc Yards	0	0
Touchdowns scored	30	27
Field goals - attempts	15-19	12-17
On-Side kicks	0-0	0-0
Red-zone scores	(34-41) 83%	(26-35) 74%
Red-zone touchdowns	(21-41) 51%	(17-35) 49%
PAT-attempts	(29-30) 97%	(26-27) 96%
Attendance	276675	345319
Games / Avg per game	5/55335	5/69064
Neutral site games	-	0/0

Score by Periods

Team	1st	2nd	3rd	4th	OT	TOT
Purdue	47	102	61	44	0	254
Opponents	56	70	38	61	0	225



2021-22 Purdue Football Individual Statistics All games

Page 1/4
as of Nov 15, 2021

Rushing

Player	gp	att	gain	loss	net	avg	td	lg	avg/g
King Doerue	9	115	443	22	421	3.7	2	31	46.8
Zander Horvath	5	49	179	6	173	3.5	2	24	34.6
Dylan Downing	10	40	143	6	137	3.4	0	19	13.7
Jack Plummer	8	26	59	66	-7	-0.3	0	13	-0.9
Jackson Anthrop	10	18	87	4	83	4.6	0	11	8.3
Aidan O'Connell	9	17	15	120	-105	-6.2	1	8	-11.7
Ja'Quez Cross	3	13	28	1	27	2.1	0	5	9.0
Austin Burton	6	12	35	4	31	2.6	0	8	5.2
David Bell	9	3	39	0	39	13.0	0	26	4.3
Milton Wright	10	2	0	7	-7	-3.5	0	0	-0.7
Marcellus Moore	3	2	6	1	5	2.5	0	6	1.7
TJ Sheffield	9	1	0	4	-4	-4.0	0	0	-0.4
Michael Alaimo	1	1	0	3	-3	-3.0	0	0	-3.0
Deion Burks	3	1	6	0	6	6.0	0	6	2.0
Team	10	8	0	11	-11	-1.4	0	0	-1.1
Total	10	308	1040	255	785	2.5	5	31	78.5
Opponents	10	344	1775	212	1563	4.5	15	70	156.3

Passing

Player	gp	effic	comp-att-int	pct	yds	td	lg	avg/g
Aidan O'Connell	9	148.2	234-323-8	72.4	2476	16	60	275.1
Jack Plummer	8	144.1	86-126-0	68.3	862	7	59	107.8
Austin Burton	6	144.9	5-6-0	83.3	44	0	11	7.3
Jack Albers	10	-200.0	0-1-1	0.0	0	0	0	0.0
Total	10	146.3	325-456-9	71.3	3382	23	60	338.2
Opponents	10	125.6	160-277-11	57.8	2029	12	62	202.9

Receiving

Player	gp	no.	yds	avg	td	lg	avg/g
David Bell	9	75	1106	14.7	5	60	122.9
Milton Wright	10	43	466	10.8	4	29	46.6
Jackson Anthrop	10	41	382	9.3	4	39	38.2
Payne Durham	9	38	361	9.5	4	50	40.1
TJ Sheffield	9	30	232	7.7	3	25	25.8
Broc Thompson	10	21	226	10.8	2	28	22.6
King Doerue	9	19	148	7.8	0	46	16.4
Garrett Miller	8	16	128	8.0	0	21	16.0
Zander Horvath	5	10	56	5.6	0	20	11.2
Dylan Downing	10	8	26	3.3	0	10	2.6
Mershawn Rice	3	6	69	11.5	1	17	23.0
Abdur-Rahmaan Yaseen	2	5	93	18.6	0	43	46.5
Paul Piferi	5	4	37	9.3	0	10	7.4
Andrew Sowinski	2	2	15	7.5	0	8	7.5
Kyle Bilodeau	5	2	7	3.5	0	5	1.4
Spencer Holstege	8	1	-3	-3.0	0	0	-0.4
Jack Cravaack	2	1	7	7.0	0	7	3.5
Marcellus Moore	3	1	11	11.0	0	11	3.7
Alex Maxwell	9	1	9	9.0	0	9	1.0
Ja'Quez Cross	3	1	6	6.0	0	6	2.0
Total	10	325	3382	10.4	23	60	338.2
Opponents	10	160	2029	12.7	12	62	202.9

Punt Returns

Player	no.	yds	avg	td	lg
TJ Sheffield	14	109	7.8	0	15
Jackson Anthrop	1	4	4.0	0	4
Andrew Sowinski	1	0	0.0	0	0
Total	16	113	7.1	0	15
Opponents	11	89	8.1	0	41

Interceptions

Player	no.	yds	avg	td	lg
Cam Allen	4	31	7.8	0	22
Dedrick Mackey	2	4	2.0	0	4
Jalen Graham	2	45	22.5	1	45
Chris Jefferson	1	0	0.0	0	0
Kieren Douglas	1	5	5.0	0	5
Zane Greene	1	0	0.0	0	0
Total	11	85	7.7	1	45
Opponents	9	62	6.9	0	37

Kick Returns

Player	no.	yds	avg	td	lg
TJ Sheffield	7	75	10.7	0	20
Jackson Anthrop	4	43	10.8	0	17
Marcellus Moore	4	69	17.3	0	22
Ben Furtney	1	6	6.0	0	6
Total	16	193	12.1	0	22
Opponents	19	406	21.4	0	67

Fumble Returns

Player	no.	yds	avg	td	lg
Total	0	0	0.0	1	0
Opponents	0	0	0.0	0	0



**2021-22 Purdue Football
Individual Statistics
All games**

Page 2/4
as of Nov 15, 2021

Scoring

Player	td	fg	PAT						pts
			kick	rush	rcv	pass	dxp	saf	
Mitchell Fineran	-	15-19	29-30	-	-	-	-	-	74
David Bell	5	-	-	-	-	-	-	-	30
Jackson Anthrop	4	-	-	-	-	-	-	-	24
Payne Durham	4	-	-	-	-	-	-	-	24
Milton Wright	4	-	-	-	-	-	-	-	24
TJ Sheffield	3	-	-	-	-	-	-	-	18
Broc Thompson	2	-	-	-	-	-	-	-	12
King Doerue	2	-	-	-	-	-	-	-	12
Zander Horvath	2	-	-	-	-	-	-	-	12
Aidan O'Connell	1	-	-	-	-	-	-	-	6
Jalen Graham	1	-	-	-	-	-	-	-	6
George Karlaftis	1	-	-	-	-	-	-	-	6
Mershawn Rice	1	-	-	-	-	-	-	-	6
Total	30	15-19	29-30	0	0	0	0	0	254
Opponents	27	12-17	25-25	0	1	1	0	0	225

Field Goals

Player	fg	pct.	01-19	20-29	30-39	40-49	50-99	lg	blk
Mitchell Fineran	15-19	78.9	0-0	7-7	6-10	2-2	0-0	49	0
Opponents	12-17	70.6	0-0	2-3	6-6	3-6	1-2	51	0

FG Sequence

Team Name	Purdue	Opponents
Oregon St.	(49),(40),(23)	
Notre Dame	(34)	
Illinois	(23),(30)	(51),(35),54,(45)
Minnesota	(36),(24),37	(42),(38)
Nebraska	36,39	(33)
Iowa	32,(31)	25
UConn		49
Wisconsin		(37),(23),(43)

Numbers in (parentheses) indicate field goal was made

Total Offense

Player	g	plays	rush	pass	total	avg/g
Aidan O'Connell	9	340	-105	2476	2371	263.4
Jack Plummer	8	152	-7	862	855	106.9
King Doerue	9	115	421	0	421	46.8
Zander Horvath	5	49	173	0	173	34.6
Dylan Downing	10	40	137	0	137	13.7
Jackson Anthrop	10	18	83	0	83	8.3
Austin Burton	6	18	31	44	75	12.5
David Bell	9	3	39	0	39	4.3
Ja'Quez Cross	3	13	27	0	27	9.0
Deion Burks	3	1	6	0	6	2.0
Marcellus Moore	3	2	5	0	5	1.7
Michael Alaimo	1	1	-3	0	-3	-3.0
TJ Sheffield	9	1	-4	0	-4	-0.4
Milton Wright	10	2	-7	0	-7	-0.7
Team	10	0	-11	0	-11	-1.1
Total	10	764	785	3382	4167	416.7
Opponents	10	621	1563	2029	3592	359.2

Punting

Player	no.	yds	avg	lg	tb	fc	i20	50+	blk
Jack Ansell	38	1440	37.9	54	0	20	10	4	0
Brendan Cropsey	4	163	40.8	56	0	1	2	1	0
Zac Collins	1	38	38.0	38	0	0	0	0	0
Total	43	1641	38.2	56	0	21	12	5	0
Opponents	48	2117	44.1	80	3	13	19	10	0

Kickoffs

Player	no.	yds	avg	tb	ob	retn	net	ydIn
Chris Van Eekeren	31	1921	62.0	18	1			
Ben Freehill	21	1203	57.3	10	0			
Mitchell Fineran	4	233	58.3	0	0			
Total	56	3357	59.9	28	1	19	37.4	27
Opponents	51	2925	57.4	22	0	14	39.6	25



2021-22 Purdue Football
Individual Statistics
All games

Page 3/4
as of Nov 15, 2021

All Purpose

Player	g	rush	rcv	pr	kr	ir	total	avg/g
David Bell	9	39	1106	0	0	0	1145	127.2
King Doerue	9	421	148	0	0	0	569	63.2
Jackson Anthrop	10	83	382	4	43	0	512	51.2
Milton Wright	10	-7	466	0	0	0	459	45.9
TJ Sheffield	9	-4	232	109	75	0	412	45.8
Payne Durham	9	0	361	0	0	0	361	40.1
Zander Horvath	5	173	56	0	0	0	229	45.8
Broc Thompson	10	0	226	0	0	0	226	22.6
Dylan Downing	10	137	26	0	0	0	163	16.3
Garrett Miller	8	0	128	0	0	0	128	16.0
Abdur-Rahmaan Yaseen	2	0	93	0	0	0	93	46.5
Marcellus Moore	3	5	11	0	69	0	85	28.3
Mershawn Rice	3	0	69	0	0	0	69	23.0
Jalen Graham	10	0	0	0	0	45	45	4.5
Paul Piferi	5	0	37	0	0	0	37	7.4
Ja'Quez Cross	3	27	6	0	0	0	33	11.0
Austin Burton	6	31	0	0	0	0	31	5.2
Cam Allen	10	0	0	0	0	31	31	3.1
Andrew Sowinski	2	0	15	0	0	0	15	7.5
Alex Maxwell	9	0	9	0	0	0	9	1.0
Kyle Bilodeau	5	0	7	0	0	0	7	1.4
Jack Cravaack	2	0	7	0	0	0	7	3.5
Deion Burks	3	6	0	0	0	0	6	2.0
Ben Furtney	8	0	0	0	6	0	6	0.8
Kieren Douglas	10	0	0	0	0	5	5	0.5
Dedrick Mackey	10	0	0	0	0	4	4	0.4
Spencer Holstege	8	0	-3	0	0	0	-3	-0.4
Michael Alaimo	1	-3	0	0	0	0	-3	-3.0
Jack Plummer	8	-7	0	0	0	0	-7	-0.9
Aidan O'Connell	9	-105	0	0	0	0	-105	-11.7
Team	10	-11	0	0	0	0	-11	-1.1
Total	10	785	3382	113	193	85	4558	455.8
Opponents	10	1563	2029	89	406	62	4149	414.9



**2021-22 Purdue Football
Overall Defense Statistics
All games**

Page 1/1
as of Nov 15, 2021

Team Defense

			Tackles				Sacks	Pass defense			Fumbles	blkd		
##	Player	gp	ua	a	tot	tfl/yds	no-yds	int-yds	brup	qbh	fr-yds	ff	kick	saf
36	Jaylan Alexander	10	43	35	78	5-20	1-9	.	4	.	.	1	.	.
4	Marvin Grant	10	38	18	56	2.5-4	.	.	2
10	Cam Allen	10	38	11	49	1-0	.	4-31	2	.	1-0	.	.	.
6	Jalen Graham	10	34	11	45	3-19	1-8	2-45	6	.	.	1	.	.
43	Kieren Douglas	10	29	15	44	2-4	.	1-5	1
1	Dedrick Mackey	10	27	6	33	2-4	.	2-4	2	.	.	1	.	.
5	George Karlaftis	10	24	9	33	8.5-29	3-13	.	2	8	2-0	3	.	.
90	Lawrence Johnson	10	16	11	27	4.5-11	1-7	.	.	3
44	Kydran Jenkins	10	16	10	26	6-33	3-27	.	1	1
17	Chris Jefferson	9	20	5	25	2-7	.	1-0	4
7	Jamari Brown	10	18	5	23	1.5-12	1-10	.	6	.	.	2	.	.
58	Branson Deen	9	8	11	19	6-25	3-21	.	.	4	.	1	.	.
99	Jack Sullivan	10	11	6	17	2-8	0.5-4	.	.	2
15	DaMarcus Mitchell	9	9	7	16	4-18	2.5-16	.	.	1
20	O.C. Brothers	10	6	5	11	2.5-8	.	.	1
34	Damarjhe Lewis	10	2	5	7	1-1	.	.	1	2
21	Sanoussi Kane	10	2	3	5	0.5-0
42	Clyde Washington	10	2	3	5
77	DJ Washington	2	3	2	5
37	Jacob Wahlberg	7	3	1	4
23	Cory Trice	2	4	.	4	.	.	.	2	1
88	Garrett Miller	8	1	2	3
92	Bryce Austin	8	1	1	2	.	.	.	1
33	Jackson Anthrop	10	2	.	2
38	Dylan Downing	10	1	1	2
16	Aidan O'Connell	9	1	.	1
22	King Doerue	9	1	.	1
14	Yanni Karlaftis	2	1	.	1
87	Payne Durham	9	1	.	1
95	Joe Anderson	2	1	.	1
41	Khali Saunders	5	1	.	1
8	TJ Sheffield	9	.	1	1
0	Milton Wright	10	1	.	1
54	Ben Kreul	7	1	.	1
3	David Bell	9	1	.	1
49	Zane Greene	9	1-0
	Totals	10	369	184	553	54-203	16-115	11-85	35	22	3-0	9	0	0
	Opponents	10	468	270	738	63-250	25-175	9-62	37	19	8-0	4	0	0



**2021-22 Purdue Football
Game Results
In Conference games**

Page 1/1
as of Nov 15, 2021

Team Results

	Date	Opponent		Score	Overall	Conf	Time	Attend
*	09/25/2021	Illinois	W	13-9	1-0	1-0	3:06	52840
*	10/02/2021	Minnesota	L	13-20	1-1	1-1	3:10	51111
*	10/16/2021	at Iowa	W	24-7	2-1	2-1	3:40	69250
*	10/23/2021	Wisconsin	L	13-30	2-2	2-2	3:10	61320
*	10/30/2021	at Nebraska	W	28-23	3-2	3-2	3:23	85902
*	11/06/2021	Michigan St.	W	40-29	4-2	4-2	3:32	57748
*	11/13/2021	at Ohio St.	L	31-59	4-3	4-3	3:23	101009



**2021-22 Purdue Football
Overall Team Statistics
In Conference games**

Page 1/2
as of Nov 15, 2021

Team Statistics

	PURDUE	OPP
Scoring	162	177
Points per game	23.1	25.3
Points Off Turnovers	30	37
First Downs	166	131
Rushing	27	57
Passing	128	65
Penalty	11	9
Rushing Yardage	453	1241
Yards gained rushing	634	1402
Yards lost rushing	181	161
Rushing attempts	208	251
Average per rush	2.2	4.9
Average per game	64.7	177.3
TDs Rushing	3	11
Passing Yardage	2403	1422
Comp-Att-Int	230-324-6	110-182-9
Average per pass	7.4	7.8
Average per catch	10.4	12.9
Average per game	343.3	203.1
TDs Passing	14	10
Total offense	2856	2663
Total plays	532	433
Average per play	5.4	6.2
Average per game	408.0	380.4
Kick returns: #-Yards	12-124	15-331
Punt returns: #-Yards	8-61	7-57
Int returns: #-Yards	9-76	6-62
Kick return average	10.3	22.1
Punt return average	7.6	8.1
Int return average	8.4	10.3
Fumbles-Lost	8-7	8-3
Penalties-Yards	22-206	31-330
Average per game	29.4	47.1
Punts-Yards	27-1042	29-1310
Average per punt	38.6	45.2
Net punt average	36.9	41.7
Kickoffs-Yards	37-2158	39-2220
Average per kick	58.3	56.9
Net kick average	36.3	39.8
Time of possession / game	31:14	27:57
3rd-down conversion	48/105	32/83
3rd-down pct	46%	39%



2021-22 Purdue Football
Overall Team Statistics
In Conference games

Page 2/2
as of Nov 15, 2021

	PURDUE	OPP
4rd-down pct	60%	40%
Sacks by-Yards	10-75	18-130
Misc Yards	0	0
Touchdowns scored	19	21
Field goals - attempts	10-14	10-13
On-Side kicks	0-0	0-0
Red-zone scores	(23-28) 82%	(21-29) 72%
Red-zone touchdowns	(13-28) 46%	(14-29) 48%
PAT-attempts	(18-19) 95%	(20-21) 95%
Attendance	223019	256161
Games / Avg per game	4/55755	3/85387
Neutral site games	-	0/0

Score by Periods

Team	1st	2nd	3rd	4th	OT	TOT
Purdue	30	68	34	30	0	162
Opponents	49	60	31	37	0	177



2021-22 Purdue Football Individual Statistics In Conference games

Page 1/4
as of Nov 15, 2021

Rushing

Player	gp	att	gain	loss	net	avg	td	lg	avg/g
King Doerue	6	88	312	17	295	3.4	1	19	49.2
Zander Horvath	3	26	87	3	84	3.2	1	10	28.0
Jack Plummer	5	17	40	28	12	0.7	0	13	2.4
Dylan Downing	7	17	47	2	45	2.6	0	9	6.4
Aidan O'Connell	7	16	7	120	-113	-7.1	1	6	-16.1
Jackson Anthrop	7	15	76	2	74	4.9	0	11	10.6
Ja'Quez Cross	2	12	26	1	25	2.1	0	5	12.5
Austin Burton	5	9	26	0	26	2.9	0	8	5.2
David Bell	6	2	13	0	13	6.5	0	7	2.2
Team	7	6	0	8	-8	-1.3	0	0	-1.1
Total	7	208	634	181	453	2.2	3	19	64.7
Opponents	7	251	1402	161	1241	4.9	11	70	177.3

Passing

Player	gp	effic	comp-att-int	pct	yds	td	lg	avg/g
Aidan O'Connell	7	149.7	214-294-6	72.8	2286	14	60	326.6
Jack Plummer	5	89.1	16-29-0	55.2	117	0	19	23.4
Austin Burton	5	0.0	0-1-0	0.0	0	0	0	0.0
Total	7	143.8	230-324-6	71.0	2403	14	60	343.3
Opponents	7	134.3	110-182-9	60.4	1422	10	54	203.1

Receiving

Player	gp	no.	yds	avg	td	lg	avg/g
David Bell	6	54	787	14.6	2	60	131.2
Milton Wright	7	38	428	11.3	3	29	61.1
TJ Sheffield	7	26	205	7.9	2	25	29.3
Jackson Anthrop	7	25	231	9.2	4	39	33.0
Payne Durham	6	21	158	7.5	1	24	26.3
Broc Thompson	7	16	161	10.1	2	28	23.0
Garrett Miller	5	15	129	8.6	0	21	25.8
King Doerue	6	13	109	8.4	0	46	18.2
Zander Horvath	3	6	45	7.5	0	20	15.0
Abdur-Rahmaan Yaseen	2	5	93	18.6	0	43	46.5
Paul Piferi	4	4	37	9.3	0	10	9.3
Dylan Downing	7	4	12	3.0	0	6	1.7
Spencer Holstege	6	1	-3	-3.0	0	0	-0.5
Kyle Bilodeau	3	1	5	5.0	0	5	1.7
Ja'Quez Cross	2	1	6	6.0	0	6	3.0
Total	7	230	2403	10.4	14	60	343.3
Opponents	7	110	1422	12.9	10	54	203.1

Punt Returns

Player	no.	yds	avg	td	lg
TJ Sheffield	7	57	8.1	0	14
Jackson Anthrop	1	4	4.0	0	4
Total	8	61	7.6	0	14
Opponents	7	57	8.1	0	41

Interceptions

Player	no.	yds	avg	td	lg
Cam Allen	3	22	7.3	0	22
Dedrick Mackey	2	4	2.0	0	4
Jalen Graham	2	45	22.5	1	45
Chris Jefferson	1	0	0.0	0	0
Kieren Douglas	1	5	5.0	0	5
Total	9	76	8.4	1	45
Opponents	6	62	10.3	0	37

Kick Returns

Player	no.	yds	avg	td	lg
TJ Sheffield	7	75	10.7	0	20
Jackson Anthrop	4	43	10.8	0	17
Ben Furtney	1	6	6.0	0	6
Total	12	124	10.3	0	20
Opponents	15	331	22.1	0	67

Fumble Returns

Player	no.	yds	avg	td	lg
Total	0	0	0.0	1	0
Opponents	0	0	0.0	0	0



2021-22 Purdue Football Individual Statistics In Conference games

Page 2/4
as of Nov 15, 2021

Scoring

			PAT						
Player	td	fg	kick	rush	rcv	pass	dxp	saf	pts
Mitchell Fineran	-	10-14	18-19	-	-	-	-	-	48
Jackson Anthrop	4	-	-	-	-	-	-	-	24
Milton Wright	3	-	-	-	-	-	-	-	18
Broc Thompson	2	-	-	-	-	-	-	-	12
David Bell	2	-	-	-	-	-	-	-	12
TJ Sheffield	2	-	-	-	-	-	-	-	12
King Doerue	1	-	-	-	-	-	-	-	6
Aidan O'Connell	1	-	-	-	-	-	-	-	6
Zander Horvath	1	-	-	-	-	-	-	-	6
Payne Durham	1	-	-	-	-	-	-	-	6
Jalen Graham	1	-	-	-	-	-	-	-	6
George Karlaftis	1	-	-	-	-	-	-	-	6
Total	19	10-14	18-19	0	0	0	0	0	162
Opponents	21	10-13	19-19	0	1	1	0	0	177

Field Goals

Player	fg	pct.	01-19	20-29	30-39	40-49	50-99	lg	blk
Mitchell Fineran	10-14	71.4	0-0	6-6	4-8	0-0	0-0	36	0
Opponents	10-13	76.9	0-0	1-2	5-5	3-4	1-2	51	0

FG Sequence

Team Name	Purdue	Opponents
Illinois	(23),(30)	(51),(35),54,(45)
Minnesota	(36),(24),37	(42),(38)
Nebraska	36,39	(33)
Iowa	32,(31)	25
Wisconsin		(37),(23),(43)

Numbers in (parentheses) indicate field goal was made

Total Offense

Player	g	plays	rush	pass	total	avg/g
Aidan O'Connell	7	310	-113	2286	2173	310.4
King Doerue	6	88	295	0	295	49.2
Jack Plummer	5	46	12	117	129	25.8
Zander Horvath	3	26	84	0	84	28.0
Jackson Anthrop	7	15	74	0	74	10.6
Dylan Downing	7	17	45	0	45	6.4
Austin Burton	5	10	26	0	26	5.2
Ja'Quez Cross	2	12	25	0	25	12.5
David Bell	6	2	13	0	13	2.2
Team	7	0	-8	0	-8	-1.1
Total	7	532	453	2403	2856	408.0
Opponents	7	433	1241	1422	2663	380.4

Punting

Player	no.	yds	avg	lg	tb	fc	i20	50+	blk
Jack Ansell	27	1042	38.6	54	0	15	8	4	0
Total	27	1042	38.6	54	0	15	8	4	0
Opponents	29	1310	45.2	80	2	9	13	7	0

Kickoffs

Player	no.	yds	avg	tb	ob	retn	net	ydln
Ben Freehill	21	1203	57.3	10	0			
Chris Van Eekeren	12	722	60.2	6	0			
Mitchell Fineran	4	233	58.3	0	0			
Total	37	2158	58.3	16	0	15	36.3	28
Opponents	39	2220	56.9	15	0	10	39.8	25



**2021-22 Purdue Football
Overall Defense Statistics
In Conference games**

Page 1/1
as of Nov 15, 2021

Team Defense

			Tackles				Sacks	Pass defense			Fumbles		blkd	
##	Player	gp	ua	a	tot	tfl/yds	no-yds	int-yds	brup	qbh	fr-yds	ff	kick	saf
36	Jaylan Alexander	7	35	26	61	3-10	.	.	3	.	.	1	.	.
4	Marvin Grant	7	26	16	42	0.5-1	.	.	1
43	Kieren Douglas	7	23	10	33	2-4	.	1-5
10	Cam Allen	7	25	8	33	1-0	.	3-22	2	.	1-0	.	.	.
6	Jalen Graham	7	26	7	33	1-9	.	2-45	3
1	Dedrick Mackey	7	20	5	25	1-1	.	2-4	2	.	.	1	.	.
5	George Karlaftis	7	16	6	22	6-22	2-7	.	.	4	2-0	2	.	.
7	Jamari Brown	7	17	4	21	1.5-12	1-10	.	4	.	.	2	.	.
17	Chris Jefferson	7	16	5	21	1-5	.	1-0	4
44	Kydran Jenkins	7	15	5	20	5.5-33	3-27	.	1	1
90	Lawrence Johnson	7	13	7	20	3-3	.	.	.	2
99	Jack Sullivan	7	9	5	14	2-8	0.5-4
58	Branson Deen	6	5	8	13	4.5-18	2-15	.	.	3
15	DaMarcus Mitchell	6	2	6	8	3-14	1.5-12
20	O.C. Brothers	7	2	5	7	1.5-3	.	.	1
34	Damarjhe Lewis	7	2	3	5	1-1	.	.	.	1
21	Sanoussi Kane	7	1	2	3	0.5-0
42	Clyde Washington	7	.	2	2
38	Dylan Downing	7	1	1	2
41	Khali Saunders	4	1	.	1
0	Milton Wright	7	1	.	1
88	Garrett Miller	5	.	1	1
3	David Bell	6	1	.	1
54	Ben Kreul	6	1	.	1
22	King Doerue	6	1	.	1
87	Payne Durham	6	1	.	1
16	Aidan O'Connell	7	1	.	1
8	TJ Sheffield	7	.	1	1
37	Jacob Wahlberg	5	1	.	1
92	Bryce Austin	7	.	1	1	.	.	.	1
33	Jackson Anthrop	7	1	.	1
Totals		7	265	134	399	38-144	10-75	9-76	22	11	3-0	6	0	0
Opponents		7	327	178	505	42-173	18-130	6-62	25	7	7-0	4	0	0