

2019
PURDUE VOLLEYBALL
RECORD BOOK





BOILERMAKER VOLLEYBALL AT A GLANCE

<u>Year</u>	<u>Head Coach</u>	<u>Record</u>	<u>Conference/National Finish</u>
1975	Carol Dewey	15-16	MAIAW Midwest Regional Tournament
1976	Carol Dewey	21-16	IAIAW State Tournament
1977	Carol Dewey	25-11	IAIAW State Tournament
1978	Carol Dewey	38-9	AIWA National Tournament
1979	Carol Dewey	33-16	Big Ten Champions/AIAW National Tournament
1980	Carol Dewey	38-15	Big Ten Champions/MAIAW Midwest Regional
1981	Carol Dewey	34-8	NCAA Regional Semifinals
1982	Carol Dewey	33-1	Big Ten Champions/NCAA Regional Finals
1983	Carol Dewey	26-6	NCAA Regional Semifinals
1984	Carol Dewey	25-12	NCAA First Round
1985	Carol Dewey	34-4	Big Ten Champions/NCAA Regional Semifinals
1986	Carol Dewey	19-16	—
1987	Carol Dewey	24-14	NCAA Regional Semifinals
1988	Carol Dewey	19-15	—
1989	Carol Dewey	13-20	—
1990	Carol Dewey	21-11	NCAA First Round
1991	Carol Dewey	13-16	—
1992	Carol Dewey	17-13	—
1993	Carol Dewey	15-14	—
1994	Carol Dewey	6-23	—
1995	Joey Vrazel	8-20	—
1996	Joey Vrazel	13-19	—
1997	Joey Vrazel	10-21	—
1998	Joey Vrazel	14-15	—
1999	Jeff Hulsmeyer	15-14	—
2000	Jeff Hulsmeyer	13-19	—
2001	Jeff Hulsmeyer	4-25	—
2002	Jeff Hulsmeyer	12-21	—
2003	Dave Shondell	14-17	—
2004	Dave Shondell	17-15	NCAA Second Round
2005	Dave Shondell	25-9	NCAA Regional Semifinals
2006	Dave Shondell	23-11	NCAA Regional Semifinals
2007	Dave Shondell	19-14	NCAA Second Round
2008	Dave Shondell	26-9	NCAA Regional Semifinals
2009	Dave Shondell	14-17	—
2010	Dave Shondell	24-11	NCAA Regional Finals
2011	Dave Shondell	29-5	NCAA Regional Semifinals
2012	Dave Shondell	23-11	NCAA Regional Semifinals
2013	Dave Shondell	23-12	NCAA Regional Finals
2014	Dave Shondell	22-10	—
2015	Dave Shondell	23-10	NCAA Second Round
2016	Dave Shondell	19-14	NCAA Second Round
2017	Dave Shondell	23-10	NCAA Second Round
2018	Dave Shondell	24-9	NCAA Second Round

HISTORICAL DATES

Sept. 27, 1975	— Purdue volleyball plays its inaugural match against Illinois State
	— Purdue downs Carthage 15-9, 15-12 for the program's first win
1979	— Volleyball becomes Purdue's first women's revenue sport
Nov. 14, 1983	— The Boilermakers are ranked 7th in the AVCA Top 20 poll, the program's highest-ever ranking
Oct. 8, 2010	— Purdue defeats No. 4 Penn State, marking the program's first win over a top five opponent
Dec. 10, 2010	— The Boilermakers top No. 1 Florida, marking the highest-ranked foe ever beaten by a Purdue side

MILESTONE WINS

Sept. 19, 1979	— #100; Purdue 3, Indiana 2
Nov. 7, 1981	— #200; Purdue 2, Michigan 0
Oct. 4, 1985	— #300; Purdue 3, Northwestern 0
Sept. 1, 1990	— #400; Purdue 3, Cal Poly 0
Nov. 15, 1997	— #500; Purdue 3, Indiana 0
Sept. 17, 2005	— #600; Purdue 3, No. 16 Tennessee 0
Sept. 4, 2010	— #700; Purdue 3, Pittsburgh 0
Sept. 26, 2014	— #800; Purdue 3, Michigan 2
Oct. 26, 2018	— #900; Purdue 3, Rutgers 1

PURDUE BY THE NUMBERS

1	Big Ten Freshman of the Year
2	AIAW National Tournament Appearances
3	Big Ten Players of the Year
4	Big Ten Championships
8	Academic All-Americans accounting for 11 honors
18	Athletic All-Americans accounting for 42 honors
16	Years under head coach Dave Shondell
20	NCAA Tournament appearances
18	Players with 1,000 digs
26	Players with 1,000 kills
44	Number of seasons of Purdue volleyball
67	All-Big Ten selections
172	Academic All-Big Ten selections
216	Rankings in the AVCA Top 25 Coaches Poll, including preseason and postseason listings
203	Student-athletes who have played in at least one Purdue match or lettered, 1975-2017
341	Matches against ranked opponents
906	Wins in program history
10,570	Fans that attended Mackey Madness, Oct. 17, 2008
10,645	Fans that attended Pack Mack, Oct. 29, 1985, the most ever to watch Purdue volleyball at home

ALL-TIME ROSTER



A	Adelaja, Faye	2012*-13-14-15-16	Ernst, Chris	1976-77	Krisch, Katie	2003
	Ainsworth, Sam	2008-09	Evans, Ashley	2013*-14-15-16-17	Krupa, Bev	1995-96-97-98
	Ambrose, Christina	2014*	F		L	
	Arosarena, Aneska	1998-99		Fischl, Mary		1978-79-80
	Arthurs, Kristen	2007-08-09-10		Fisher, Kaisley		2000-01-02
B	Atkinson, Sherridan	2016-17-18		Fisher, Tiffany		2009*
				Flowers, Cheryl		1983-84-85-86
				Fox, Hilliary		2000-01-02
				Franke, Marie		2005-06-07-08
				Fulllove, Jordan		
C	Ball, Monica	1986*-87-88-89-90	G		M	
	Barnes, Barbara	1977				
	Bashen, Blair	2007*-08-09-10-11		Gibbons, Katie		1976
	Bauer, Annette	1981-82-83-84		Gill, Donna		2004-05-06-07
	Bell, Susan	1984-85		Glore, Renée		1999
D	Berg, Lauren	2003-04-05		Glosewisch, Courtney		1975-76-77-78
	Boldig, Laura	2008		Gray, Sam		2004-05-06-07
	Bonner, Lisa	1991-92-93		Griffin, Katie		2001-02-03-04
	Bova, Jen	2000-01-02-03		Grimes, Lauri		2004*-05-06-07
	Burgess, Sandy	1985-86-87*-88	H	Gurnell, Carrie		1986-87-88-89
E	Burvis, Carey	1990-91-92-93				1978-79-80-81
	Bush, Hayley	2017*-18-19				1985-86-87-88
						1994-95-96-97
						2005-06-07-08
						2008-09-10*-11-12
F	Cappa, Kim	2002-03-04		Haben, Natalie	N	1979-80-81-82
	Carlson, Lauren	2002		Halcarz, Andrea		2012-13-14-15
	Case, Christy	1998-99-00-01		Haley, Shelly		2017-18-19
	Catlin, Taryn	1996-97-98-99		Halink, Gail		2011-12-13-14
	Chinn, Maddy	2019		Hardesty, Donna		2007*-08
G	Chen, Joy	2018-19	I	Hardy, Monica		1987-88-89-90
	Cleveland, Grace	2018-19		Harmon, Paula		1991*-92-93-94
	Colangelo, Kelly	1996-97-98		Harris, Sarina		1994-95-96-97
	Cole, Kathy	1976		Hart, Jaclyn		2007-08-09-10
	Comparet, Ann	1975-76-77-78		Held, Becky		1977-78-79-80
H	Corwin, Kim	1982-83-84-85		Hemmer, Ruth		1983-84-85-86
	Covey, Dana	1976		Henican, Colleen	O	1998
	Cramer, Carly	2009-10-11*-12-13		Hoosline, Jan		1980-81-82-83
	Crandell, Kate	1981-82-83-84		Hopkins, Sarah		1988-89-90-91
	Cuttino, Danielle	2014-15-16-17		Hornung, Marissa		2018-19
I	Cuttino, Shavona	2015-16*-17-18-19		Hoyt, Patricia		1975-76
			J	Huliba, Nancy		1975-76
J	Damler, Carissa	2014*-15-16-17		Jacques, Elizabeth	P	1999-00-01
	Daniels, Shawna	1975		Johnson, Jael		1995*-96-97-98-99
	Dargan, Renata	2002-03-04-05		Joiner, Garrert		2010
	Davault, Denise	1975-76-77-78		Jones, Darcy		2015-16-17-18
	Davis, Rachel	2009*-10-11-12-13		Joseph, Tandace		1998-99-00-01
K	DeMeyer, Colleen	1976-77-78-79	K	Jones, Kierra		2001
	Dildine, Brittany	2003-04-05-06		Jurkonis, Sue		2006*-07-08-09
	Dimke, Lydia	2014-15				2002-03-04
	Dingman, Sharon	1979-80				2012*-13
	Dobson, Katie	2003-04*				1995
L	Dorn, Lexi	2016-17		Kampen, Joanie	Q	2014*
	Doud, Julie	1999-00		Kanitz, Becky		
	Douglas, Amber	1987-88-89-90		Kelsey, Christi		
	Drews, Annie	2012-13-14-15		Keresztes, Jenny		
	Drewry, Anna	2009-10-11-12		Kerkhoff, Kelli		
M			L	Key, Nicole		
				Kidder, Toni		
				King, Joan		
				King, Krystle		
				Knicker, Lori		
N				Koch, Madeline	R	
				Koh, Bernadette		
				Kolwitz, Andrea		
				Kosten, Kelly		
O						
P						
Q						
R						
S						
T						
U						
V						
W						
X						
Y						
Z						

ALL-TIME ROSTER/NUMBERS



Q	
Quinnett, Miriam	1979-80
R	
Ramer, Jan	1975-76
Rebarchak, Catherine	2009*-10-11-12-13
Reichl, Linda	1984-85-86-87
Renner, Mega	2019
Risher, Melissa	1999-00
Reisinger, Julianna	2017-18
Rohrsen, Linnea	2014-15-16
S	
Schermerhorn, Maddie	2019
Schweitzer, Amy	1998
Sesselmann, Meagan	2006-07
Shondell, Lindsay	2003*-04-05-06
Smith, Alexa	2015
Smith, Marianne	1982-83-84-85
St. John, Laura	2000-01
Stahl, Azariah	2014-15-16-17
Stewart, Suzanne	1992-93-94-95
T	
Takala, Lynn	2000-01
Tatge, Dawn	1975-76
Terwilliger, Emma	2018
Torr, Jane	1976
Torrance, Ava	2019
Turner, Ariel	2009-10-11-12
U	
Ukovich, Melanie	2003-04-05-06
Ullrich, Jessica	2007-08
V	
Van Zelst, Olivia	2016*-17-18
Vitali, Sarah	2002*-03-04-05
W	
Wallerich, Angela	1988-89*-90-91-92
Warner, Amy	1988-89-90*-91-92
Welch, Diane	1975-76
White, Brooke	1993-94-95-96
Whiteman, Jill	1986*-87-88-89-90
Williams, Emily	2004-05*-06
Williams, Erin	2017-18
Williams, Jennie	1997-98-99*-00
Winsett, Becky	1981-82-83-84
Wischmeier, Leah	2001-02*-03-04-05
Wissen, JoAnn	1979-80-81-82
Workman, Kate	2012*-13-14-15
Y	
Yoskey, Tiffany	1999-00-01-02

* denotes redshirt season

Bold denotes current student-athlete

-1-	
Ann Comparet	1977
Mary Fischl	1978-79-80
Anne McMenamy	1981
Marianne Smith	1982-83-84-85
Debbie McDonald	1986-87-88-89
Kelly Niedbalski	1990
Renée Glore	1991-92-93-94
Meghan Mosebar	1995
Christi Kelsey	1997-99
Renata Dargan	2002-03-04-05
Mandy Nichols	2008
Rachel Davis	2009*-10-11-12-13
Lydia Dimke	2014-15
Ava Torrance	2019
-2-	
Nancy Huliba	1976
Ann Comparet	1977-78
JoAnn Wissen	1979-80-81-82
Andrea Halcarz	1983
Susan Bell	1984-85
Kelly Niedbalski	1987-88-89
Alisha Mitro	1990-91-92-93
Linda Menconi	1994-95-96-97
Colleen Henican	1998
Tiffany Yoskey	1999-00-01-02
Lauren Berg	2003-04-05
Sam Gray	2006-07
Val Nichol	2011-12-13-14
Hayley Bush	2017-18-19
-3-	
Mary Fischl	1977
Cheryl Flowers	1982-83-84-85
Monica Ball	1987-88-89-90
Lisa Bonner	1991-92-93
Wendy Powell	1995
Jen Bova	2000-01-02-03
Emily Williams	2004-06
Sam Ainsworth	2008-09
Hilliary Fox	2010-11-12-13
Brooke Peters	2015-16-17-18
Megan Renner	2019
-4-	
Sue Mitchell	1977-78
Joan King	1980-81-82-83
Sandy Burgess	1985-86-88
Gail Halink	1989-90-91
Suzanne Stewart	1992-93-94-95
Sarah Emke	1996-97-98-99
Laura St. John	2000-01
Marie Franke	2002-03-04-05
Lisa Pierce	2006*-07-08-09
Sam Epenesa	2012-13-14-15
Caitlyn Newton	2017-18-19
-5-	
Donna Martin	1976-77-78
Jane Neff	1979-80-81-82
Ruth Hemmer	1983-84-85-86
Amber Douglas	1987-88-89-90
Kelly Kosten	1991-92-93
Monica Hardy	1994

Katie Gibbons	1997
Lisa Parker	1999-00-01
Sarah Vitali	2003-04-05
Jaclyn Hart	2007-08-09-10
Ashley Evans	2013*-14-15-16-17
Maddy Chinn	2019
-6-	
Barbara Barnes	1977
Tandace Joseph	1978
Jan Hoosline	1980-81-82-83
Linda Reichl	1984-85-86-87
Amy Warner	1988-89-91-92
Kelli Kerkhoff	1993-94-95-96
Christy Case	1998-99-00-01
Lauren Carlson	2002
Andrea Kolwitz	2003-04
Emily Ehlers	2008-09-10-11
Kate Workman	2012*-13-14-15
Julianna Reisinger	2017-18
-7-	
Colleen DeMeyer	1976-77-78-79
Julie Mullen	1980
Becky Winsett	1981-82-83-84
Becky Kanitz	1985-86-87-88
Angela Wallerich	1990-91-92
Lauri Grimes	1993-94-95-96
Jennie Williams	1997-98-00
Lyndsey Phillips	2001
Kim Cappa	2002-03-04
Kelli Miller	2005-06-07-08
Amanda Neill	2012-13-14-15
Natalie Haben	2016
Garrett Joiner	2018
-8-	
Jacque Notestine	1976-77
Donna Hardesty	1978-79-80-81
Kim Corwin	1982-83-84-85
Jill Whiteman	1987-88-89-90
Kim Nieman	1992-93-94
Bev Krupa	1995-96-97-98
Julie Doud	1999-00
Leah Wischmeier	2001
Daren Poe	2002-03-04
Jessica Ullrich	2007-08
Ariel Turner	2009-10-11-12
Alexa Smith	2015
Lexi Dorn	2016-17
Maddie Schermerhorn	2019
-9-	
Joanie Kampen	1976-77-78
Sharon Dingman	1979-80
Annette Bauer	1981-82-83-84
Darcy Orin	1985-86-87-88
Paula Harmon	1990-91-92-93
Sarina Harris	1994-95-96-97
Amy Schweitzer	1998
Lori Knicker	1999-00-01
Melanie Ukovich	2003-04-05-06
Amanda Miller	2008-09-10*-11-12
Shavona Cuttino	2015-16-17-18-19



-10-	Nancy Huliba Becky Held Kate Crandell Barbara Meeker Darcy Jones Brooke White Melissa Risher Kim McConaha Meagan Sesselmann Katie Griffin Azariah Stahl Marissa Hornung	1975-76 1977-78-79-80 1981-82-83-84 1985-86-87-88 1989-90-91-92 1993-94-95-96 1999-00 2001-02-03-04 2006-07 2009*-10-11-12-13 2014-15-16-17 2018-19	Olivia Van Zelst Jan Ramer Anne McMenamy Aneska Arosarena Katie Krisch Meghan McCormick Courtney Gosewisch Linnea Rohrsen Joy Chen	2016-17-18 -15- 1975-76 1979 1998-99 2003 2005-06-07 2009-10-11-12 2014-15-16 2018-19	Denise Davault Denise Davault Shelly Haley Jacque Notestine Chris Ernst Danita Merlau	1976 1975 1975 1976 1976 2005-06-07-08
-11-	Diane Welch Denise Davault Miriam Quinnett Debbie Leeman Angela Wallerich Carey Burvis Sue Jurkonis Eryn Leach Lindsay Shondell Jordan Fullove Carly Cramer Carissa Damler Emma Terwilliger	1975-76 1977-78 1979-80 1983-84-85-86 1988 1990-91-92-93 1994-95-96 2000-01-02 2004-05-06 2007 2009-10-11*-12-13 2014*-15-16-17 2018-19	Taryn Catlin Katie Dobson Kristen Arthurs Kaisley Fisher Sherridan Atkinson Madeline Koch	1996-97-98-99 2003 2007-08-09-10 2011*-12-13-14-15 2016-17-18 2019		
-12-	Ann Comparet Chris Ernst Anne McMenamy Michelle Erickson Sarah Hopkins Stacey Mondino Nicole Key Melissa Marriott Joanna Lowry Jenny Keresztes Krystle King Kierra Jones Erin Williams Emma Ellis	1975-76 1977 1978-79-80 1984-85-86-87 1988-89-90-91 1992-93-95 1996 1999 2000-01-02 2003 2005-06-07 2011-12-13-14 2017-18 2019	Maegan Petersen Jennifer Orlowski Samantha Mader Catherine Rebarchak Christina Ambrose Blake Mohler	1998-99-00-01 2003 2004-05-06-07 2009*-10-11-12-13 2014* 2015*-16-17-18-19		
-13-	Bernadette Koh Donna Martin Donna Gill Connie Paul Laura Norton Leah Wischmeier Carrie Gurnell Elena Perri Faye Adelaja	1975 1976 1991-92 1996-97-98-99 2000 2003-04-05 2006-07-08-09 2010 2012*-13-14-15-16	Elizabeth Jacques Tiffany Fisher Annie Drews Jael Johnson	2004-05-06-07 2008-09-10-11 2012-13-14-15 2018-19		
-14-	Cathy Eastridge Carol Lake Kelly Colangelo Lynn Takala Brittany Dildine Blair Bashen Burgundy Price	1975 1978-79-80 1996-97-98 2000-01 2003-04-05-06 2007*-08-09-10-11 2014*	Anne Mastandrea Brittany Lee Bridget Powell Jena Otec	2004-05-06-07 2009 2012*-13 2017-18-19		
-15-			Nancy O'Connor Joanie Kampen Stephanie Lynch Anna Drewry Danielle Cuttino Grace Cleveland	1975 1975-76 2005-06-07-08 2009-10-11-12 2014-15-16-17 2018-19		
-16-			Patricia Hoyt Jan Ramer	1975 1976		
-17-			Dawn Tatge Nancy O'Connor	1975 1976		
-18-			Donna Martin	1975		
-19-			Toni Kidder Colleen DeMeyer	1975 1976		
-20-			Shawna Daniels	1975		

THE UNIFORM THREADS

- The most worn jerseys are No. 2, No. 8 and No. 12, which each have been donned by 14 different Boilermaker players. No. 1, No. 7, and No. 11 are not far behind with 13 former Boilermakers.
- Uniforms No. 6 and No. 10 are the third-most popular among Purdue players, registering 12 wearers each.

CAREER STATISTICS



Faye Adelaja • MB • 6-1 • Baton Rouge, La. • Parkview Baptist High School										
Season	GP-MP	K-KPG	E	TA	PCT	AST-APG	SA	DG-DPG	BS-BA-TB	BPG
2013	131-35	176-134	60	362	.320	1-0.01	0	12-0.09	19-127-146	1.11
2014	66-26	130-197	42	256	.344	0-0.00	2	15-0.23	8-43-51	0.77
2015	111-30	264-238	62	509	.397	5-0.05	1	29-0.26	16-83-99	0.89
2016	117-30	265-226	78	509	.367	4-0.03	0	18-0.15	11-88-99	0.85
Totals	425-121	835-196	242	1636	.362	10-0.02	3	74-0.17	3-54-341	3.95

Sam Ainsworth • OH • 6-1 • Unionville, Ontario • Francis Libermann Catholic/Syracuse										
Season	GP-MP	K-KPG	E	TA	PCT	AST-APG	SA	DG-DPG	BS-BA-TB	BPG
2008	71-24	43-0.61	33	143	.070	27-0.38	15	28-0.39	0-33-33	0.46
2009	23-14	18-0.78	22	70	-.057	22-0.96	1	4-0.17	2-8-10	0.46
Totals	94-38	61-0.65	55	213	.028	49-0.52	16	32-0.34	2-41-43	0.46

Aneska Arosarena • MH • 6-0 • Panama City, Panama • Hill Junior College										
Season	GP-MP	K-KPG	E	TA	PCT	AST-APG	SA	DG-DPG	BS-BA-TB	BPG
1998	42-14	125-2.98	39	295	.292	0-0.00	0	20-0.48	5-10-15	0.36
1999	112-29	515-4.60	198	1277	.248	29-2.26	34	296-2.64	12-48-60	0.54
Totals	154-43	640-4.16	237	1572	.256	29-0.19	34	316-2.05	17-58-75	0.49

Kristen Arthurs • MH • 6-3 • Newport, Mich. • St. Mary's Catholic Central High School										
Season	GP-MP	K-KPG	E	TA	PCT	AST-APG	SA	DG-DPG	BS-BA-TB	BPG
2007	100-33	161-1.46	85	402	.189	3-0.03	3	24-0.22	14-91-105	0.95
2008	135-35	286-2.12	88	585	.338	3-0.02	0	17-0.13	16-97-113	0.84
2009	117-30	256-2.19	106	566	.265	1-0.01	8	49-0.42	13-93-106	0.91
2010	127-35	200-1.57	91	468	.233	5-0.04	0	26-0.20	5-122-127	1.00
Totals	489-133	903-1.85	370	2021	.264	12-0.02	11	116-0.24	48-403-451	0.92

Sherridan Atkinson • OH • 6-5 • Long Beach, Calif. • Millikan High School/Long Beach State										
Season	GP-MP	K-KPG	E	TA	PCT	AST-APG	SA	DG-DPG	BS-BA-TB	BPG
2015	5-3	4-0.80	3	18	.056	0-0.00	0	0-0.00	0-1-1	0.20
2016	128-33	268-2.09	102	632	.263	2-0.02	0	38-0.30	11-62-73	0.57
2017	116-33	394-3.40	119	855	.322	8-0.07	23	108-0.93	7-79-86	0.74
2018	130-33	546-4.20	135	1388	.296	11-0.08	34	197-1.52	12-63-75	0.58
Totals	379-102	1212-3.20	359	2893	.295	21-0.06	57	343-0.90	30-205-235	0.62

Monica Ball • OH • 5-10 • Ypsilanti, Mich. • Ypsilanti High School										
Season	GP-MP	K-KPG	E	TA	PCT	AST-APG	SA	DG-DPG	BS-BA-TB	BPG
1987	18-13	8-0.44	8	26	.000	2-0.11	1	7-0.39	0-3-3	0.17
1988	45-15	66-1.47	24	181	.232	18-0.40	4	63-1.40	6-22-28	0.62
1989	110-31	190-1.73	91	521	.190	36-0.33	25	235-2.14	5-80-85	0.77
1990	116-32	300-2.59	117	699	.262	72-0.62	26	310-2.67	8-72-80	0.69
Totals	289-91	564-1.95	240	1427	.227	128-0.44	56	615-2.13	19-177-196	0.68

Blair Bashen • DS • 5-10 • Houston, Texas • St. John's High School										
Season	GP-MP	K-KPG	E	TA	PCT	AST-APG	SA	DG-DPG	BS-BA-TB	BPG
2008	17-11	0-0.00	0	1	.000	1-0.06	0	12-0.71	0-0-0	0.00
2009	124-31	6-0.05	5	14	.071	77-0.62	25	434-3.50	0-0-0	0.00
2010	132-35	1-0.01	2	5	-.200	65-0.49	19	332-2.52	0-1-1	0.01
2011	121-34	6-0.05	5	22	.045	49-0.40	28	487-4.02	0-0-0	0.00
Totals	394-111	13-0.03	12	42	.024	192-0.49	72	1265-3.21	0-1-1	0.00

Annette Bauer • S • 5-10 • Menomonee Falls, Wis. • Menomonee Falls East High School										
Season	GP-MP	K-KPG	E	TA	PCT	AST-APG	SA	DG-DPG	BS-BA-TB	BPG
1981	n/a-42	93-n/a	33	278	.216	n/a	23	n/a	15-74-89	n/a
1982	n/a-34	117-n/a	19	308	.318	n/a	33	n/a	16-41-57	n/a
1983	122-32	128-1.05	27	333	.303	1153-9.45	24	222-1.82	11-62-73	0.60
1984	144-37	165-1.15	43	411	.297	1346-9.35	44	316-2.19	17-61-78	0.54
Totals	266-145	503-n/a	122	1330	.286	2499-n/a	124	538-n/a	59-238-297	n/a

Susan Bell • OH • 5-9 • Lafayette, Ind. • McCutcheon High School										
Season	GP-MP	K-KPG	E	TA	PCT	AST-APG	SA	DG-DPG	BS-BA-TB	BPG
1984	48-27	4-0.08	3	18	.056	2-0.04	6	28-0.58	1-1-2	0.04
1985	68-31	2-0.03	1	11	.091	7-0.10	13	96-1.41	0-1-1	0.01
Totals	116-58	6-0.05	4	29	.069	9-0.08	19	124-1.07	1-2-3	0.03

Lauren Berg • DS • 5-6 • Indianapolis, Ind. • Cathedral High School/Memphis										
Season	GP-MP	K-KPG	E	TA	PCT	AST-APG	SA	DG-DPG	BS-BA-TB	BPG
2003	36-14	0-0.00	0	1	.000	13-0.36	0	61-1.69	0-0-0	0.00
2004	66-20	1-0.02	0	3	.333	29-0.44	0	185-2.80	0-0-0	0.00
2005	73-25	4-0.05	2	10	.200	15-0.21	6	91-1.25	0-0-0	0.00
Totals	179-59	5-0.03	2	14	.214	57-0.33	6	337-1.93	0-0-0	0.00

Lisa Bonner • OH • 5-9 • Bensenville, Ill. • Fenton High School										
Season	GP-MP	K-KPG	E	TA	PCT	AST-APG	SA	DG-DPG	BS-BA-TB	BPG
1991	59-20	33-0.56	5	67	.418	3-0.05	13	55-0.93	0-2-2	0.03
1992	32-17	17-0.53	12	81	.062	1-0.03	6	47-1.47	0-5-5	0.16
1993	9-5	3-0.33	1	13	.154	1-0.11	1	9-1.00	0-0-0	0.00
Totals	100-42	53-0.53	18	161	.217	5-0.05	20	111-1.11	0-7-7	0.07

Jen Bova • S/OH • 5-10 • Milwaukee, Wis. • Divine Savior Holy Angels High School										
Season	GP-MP	K-KPG	E	TA	PCT	AST-APG	SA	DG-DPG	BS-BA-TB	BPG
2000	47-22	28-0.60	7	60	.350	310-6.60	4	72-1.53	2-20-22	0.47
2001	102-29	114-1.12	44	272	.257	1083-10.62	26	251-2.46	3-66-69	0.68
2002	91-25	145-1.59	83	444	.140	75-0.82	15	237-2.60	5-41-46	0.51
2003	1-1	0-0.00	0	0	.000	0-0.00	0	1-1.00	0-0-0	0.00
Totals	241-77	287-1.19	134	776	.197	1468-6.09	45	561-2.33	10-127-137	0.57

Sandy Burgess • OH • 5-11 • Rochester, Mich. • Adams High School										
Season	GP-MP	K-KPG	E	TA	PCT	AST-APG	SA	DG-DPG	BS-BA-TB	BPG
1985	14-13	10-0.71	7	29	.103	2-0.14	3	16-1.14	0-3-3	0.21
1986	69-33	1-0.01	2	11	-.091	3-0.04	13	47-0.68	0-0-0	0.00

1988	47-16	29-0.62	16	86	.151	3-0.06	4	82-1.74	1-9-10	0.21
Totals	130-62	40-0.31	25	126	.119	8	20	145-1.12	1-12-130.10	

Hayley Bush • S • 5-10 • Union, Ky. • Ryle High School										
Season	GP-MP	K-KPG	E	TA	PCT	AST-APG	SA	DG-DPG	BS-BA-TB	BPG
2017	0-0	0-0.00	0	0	.000	0-0.00	0	0-0.00	0-0-0	0.00
2018	130-33	71-0.55	22	216	.227	1416-10.89	10	231-1.78	1-57-58	0.45
Totals	130-33	71-0.55	22	216	.227	1416-10.89	10	231-1.78	1-57-58	0.45

Carey Burvis • OH • 5-11 • North Olmsted, Ohio • North Olmsted High School										
Season	GP-MP	K-KPG	E	TA	PCT	AST-APG	SA	DG-DPG	BS-BA-TB	BPG
1990	11-9	28-2.55	12	59	.271	1-0.9	2	15-1.36	1-3-4	0.36
1991	84-26	250-2.98	119	650	.202	8-0.10	5	147-1.75	9-44-53	0.63
1992	100-28	303-3.03	134	827	.204	24-2.04	27	357-3.57	15-35-51	0.51
1993	111-29	480-4.32	150	1161	.284	18-0.16	78	374-3.37	11-51-62	0.56
Totals	306-92	1061-3.47	415	2697	.240	51-0.17	112	893-2.92	36-134-170	0.56

Kim Cappa • OH/DS • 5-6 • West Lafayette, Ind. • Harrison High School/Murray State										
Season	GP-MP	K-KPG	E	TA	PCT	AST-APG	SA	DG-DPG	BS-BA-TB	BPG
2002	84-29	99-1.18	53	242	.190	8-0.10	10	146-1.74	0-12-12	0.14
2003	104-30	316-3.04	150	839	.198	16-0.15	20	143-1.38	1-31-32	0.31
2004	90-32	210-2.33	111	611	.162	11-0.12	3	66-0.73	6-27-33	0.37
Totals	278-91	625-2.25	314	1692	.184	35-0.13	33	355-1.28	7-70-77	0.28

Lauren Carlson • DS • 5-4 • Mitchell, Ind. • Mitchell High School										
Season	GP-MP	K-KPG	E	TA	PCT	AST-APG	SA	DG-DPG	BS-BA-TB	BPG
2002	4-4	0-0.00	0	0	.000	0-0.00	0	0-0.00	0-0-0	0.00

Christy Case • OH • 6-0 • Naperville, Ill. • Benet Academy										
Season	GP-MP	K-KPG	E	TA	PCT	AST-APG	SA	DG-DPG	BS-BA-TB	BPG
1998	79-29	35-0.44	21	108	.130	27-0.34	1	52-0.66	2-22-24	0.30
1999	36-18	18-0.50	12	62	.097	8-0.22	0	38-1.06	1-10-11	0.



CAREER STATISTICS

Shavona Cuttino • MB • 6-2 • Indianapolis, Ind. • Ben Davis High School

Season	GP-MP	K-KPG	E	TA	PCT	AST-APG	SA	DG-DPG	BS-BA-TB	BPG
2015	0-0	0-0.00	0	0	.000	0-0.00	0	0-0.00	0-0-0	0.00
2016	25-12	18-0.72	10	38	.211	1-0.04	0	1-0.04	1-12-13	0.52
2017	66-23	57-0.86	15	122	.344	0-0.00	0	8-0.12	3-61-64	0.97
2018	67-26	75-1.12	25	162	.309	4-0.06	0	6-0.09	1-50-51	0.76
TOTAL	157-61	150-0.96	50	322	.311	5-0.03	0	15-0.10	5-123-128	0.81

Kate Crandell • MH • 6-1 • Wilmette, Ill. • New Trier East High School

Season	GP-MP	K-KPG	E	TA	PCT	AST-APG	SA	DG-DPG	BS-BA-TB	BPG
1981	n/a-41	139-n/a	68	382	.186	--	21	--	46-69-115	--
1982	n/a-34	193-n/a	87	436	.243	--	49	--	67-61-128	--
1983	122-32	301-2.47	117	728	.253	17-0.14	41	165-1.35	68-92-160	1.31
1984	130-35	327-2.52	133	790	.246	21-0.16	41	234-1.80	52-108-160	1.23
Totals	252-142	960-n/a	405	2336	.238	38-n/a	152	399-n/a	233-330-563	n/a

Carissa Damler • DS • 5-4 • Indianapolis, Ind. • Ben Davis High School

Season	GP-MP	K-KPG	E	TA	PCT	AST-APG	SA	DG-DPG	BS-BA-TB	BPG
2015	14-10	0-0.00	0	0	.000	1-0.07	1	14-0.00	0-0-0	0.00
2016	129-33	4-0.03	2	6	.333	40-0.31	11	232-1.8	0-0-0	0.00
2017	113-33	1-0.01	0	2	.500	25-0.22	4	133-1.18	0-0-0	0.00
TOTAL	256-76	5-0.01	2	8	.278	66-0.20	16	379-1.33	0-0-0	0.00

Renata Dargan • S • 6-0 • New Lenox, Ill. • Providence Catholic High School

Season	GP-MP	K-KPG	E	TA	PCT	AST-APG	SA	DG-DPG	BS-BA-TB	BPG
2002	126-33	76-0.60	45	231	.134	1405-11.15	28	253-2.01	6-61-67	0.53
2003	119-31	182-1.53	48	460	.291	1422-11.95	46	235-1.97	5-91-96	0.81
2004	117-31	183-1.56	59	480	.258	1556-13.30	26	209-1.79	11-80-91	0.78
2005	118-34	182-1.54	44	398	.347	1488-12.61	30	224-1.90	12-86-98	0.83
Totals	480-129	623-1.30	196	1569	.272	5871-12.23	130	921-1.92	34-318-352	0.73

Denise Davault • MH • 5-10 • Niles, Mich. • Niles Senior High School

Season	GP-MP	K-KPG	E	TA	PCT	AST-APG	SA	DG-DPG	BS-BA-TB	BPG
1977	--	153-n/a	44	307	.355	--	--	--	79	--
1978	--	282-n/a	79	637	.319	--	--	--	137	--
Totals	--	435-n/a	123	942	.331	--	--	--	216	--

Rachel Davis • S • 6-0 • Kalamazoo, Mich. • Plainwell High School

Season	GP-MP	K-KPG	E	TA	PCT	AST-APG	SA	DG-DPG	BS-BA-TB	BPG
2010	17-9	6-0.35	0	15	.400	97-5.71	1	18-1.06	0-5-5	0.29
2011	124-34	100-0.81	9	228	.399	1356-10.94	5	311-2.51	8-42-50	0.40
2012	125-34	63-0.50	8	151	.364	1182-9.46	5	293-2.34	5-19-24	0.19
2013	129-35	3-0.02	6	14	-.214	659-5.11	9	252-1.95	0-0-0	0.00
Totals	395-112	172-0.44	23	408	.365	3294-8.34	20	874-2.21	13-66-79	0.20

Colleen DeMeyer • LS/MH • 5-10 • Mishawaka, Ind. • Mishawaka High School

Season	GP-MP	K-KPG	E	TA	PCT	AST-APG	SA	DG-DPG	BS-BA-TB	BPG
1978	--	388-n/a	126	1013	.259	--	--	--	36	--
1979	--	566-n/a	204	1512	.239	--	48	--	39	--
Totals	--	954-n/a	330	2525	.247	--	48	--	75	--

Brittany Dildine • DS/OH • 5-9 • West Lafayette, Ind. • Harrison High School

Season	GP-MP	K-KPG	E	TA	PCT	AST-APG	SA	DG-DPG	BS-BA-TB	BPG
2003	109-31	57-0.52	43	213	.066	21-0.19	10	165-1.51	0-6-6	0.06
2004	114-32	24-0.21	19	100	.050	31-0.27	36	276-2.42	0-0-0	0.00
2005	120-34	36-0.30	22	143	.098	27-0.22	48	344-2.98	1-1-2	0.02
2006	122-34	109-0.89	61	312	.154	22-0.18	48	458-3.75	3-24-27	0.22
Totals	465-131	226-0.49	145	768	.105	101-0.22	142	1243-2.87	4-31-35	0.08

Lydia Dimke • S/OH • 6-2 • Ham Lake, Minn. • Blaine High School

Season	GP-MP	K-KPG	E	TA	PCT	AST-APG	SA	DG-DPG	BS-BA-TB	BPG
2014	94-32	22-0.23	12	63	.159	155-1.65	24	130-1.38	0-3-3	0.03
2015	58-24	55	24	122	.254	22-0.38	10	19-0.33	1-4-5	0.09
Totals	152-56	77	36	185	.222	177-1.16	34	149-0.98	1-7-8	0.05

Sharon Dingman • S/MH • 5-9 • Monticello, Ind. • Twin Lakes High School

Season	GP-MP	K-KPG	E	TA	PCT	AST-APG	SA	DG-DPG	BS-BA-TB	BPG
1979	--	20-n/a	13	60	.117	--	15	--	8	--
1980	--	161-n/a	53	418	.258	--	27	--	28	--
Totals	--	181-n/a	66	478	.241	--	42	--	36	--

Katie Dobson • MH • 6-2 • Indianapolis, Ind. • Cathedral High School

Season	GP-MP	K-KPG	E	TA	PCT	AST-APG	SA	DG-DPG	BS-BA-TB	BPG
2003	102-27	120-1.18	48	314	.229	7-0.07	11	37-0.36	7-91-98	0.96
2004	Took career-ending medical redshirt									
Totals	102-27	120-1.18	48	314	.229	7-0.07	11	37-0.36	7-91-98	0.96

Lexi Dorn • S • 6-0 • San Diego, Calif./Cathedral Catholic High School

Season	GP-MP	K-KPG	E	TA	PCT	AST-APG	SA	DG-DPG	BS-BA-TB	BPG
2016	11-7	0-0.00	0	0	.000	4-0.36	0	2-0.18	0-0-0	0.00
2017	9-7	2-0.22	0	2	1.000	11-1.22	1	2-0.22	0-0-0	0.00
Totals	20-14	2-0.11	0	2	0.500	15-0.79	1	4-0.20	0-0-0	0.00

Julie Doud • OH • 5-10 • Chandler, Ariz. • Chandler High School/Utah Valley State

Season	GP-MP	K-KPG	E	TA	PCT	AST-APG	SA	DG-DPG	BS-BA-TB	BPG
1999	112-29	448-4.00	241	1117	.185	24-0.21	33	280-2.50	9-58-67	0.60
2000	108-31	434-4.02	206	1200	.190	22-0.20	21	346-3.20	7-44-51	0.47
Totals	220-60	882-4.01	447	2317	.188	46-0.21	54	626-2.85	16-102-118	0.54

Amber Douglas • OH/MB • 5-10 • Pendleton, Ind. • Heights High School

Season	GP-MP	K-KPG	E	TA	PCT	AST-APG	SA	DG-DPG	BS-BA-TB	BPG
1987	116-38	100-0.86	45	329	.167	22-0.19	17	167-1.44	14-85-99	0.85
1988	123-33	281-2.28	119	707	.229	40-0.33	24	206-1.67	28-80-108	0.88

1989	126-33	343-2.72	170	985	.176	46-0.37	38	278-2.21	30-105-135	1.07
1990	109-30	367-3.37	115	801	.315	46-0.42	28	296-2.72	23-89-112	1.03
Totals	474-134	1091-2.30	449	2822	.227	154-0.32	107	947-2.00	95-359-454	0.96

Anna Drewry • MB • 6-3 • San Antonio, Texas • Tom C. Clark High School

Season	GP-MP	K-KPG	E	TA	PCT	AST-APG	SA	DG-DPG	BS-BA-TB	BPG
2009	93-30	130-1.40	54	309	.246	5-0.05	0	11-0.12	5-82-87	0.94
2010	95-29	212-2.23	104	525	.206	2-0.02	0	26-0.27	12-52-64	0.67
2011	31-15	38-1.23	16	91	.242	2-0.06	1	4-0.13	3-25-28	0.90
2012	117-33	191-1.63	73	425	.278	6-0.05	0	26-0.22	11-108-119	1.02
Totals	336-107	571-1.70	247	1350	0.240	15-0.04	1	67-0.20	31-267-298	0.89

Annie Drews • RS • 6-4 • Elkhart, Ind. • Penn High School

Season	GP-MP	K-KPG	E	TA	PCT	AST-APG	SA	DG-DPG	BS-BA-TB	BPG
2012	88-29	188-2.14	79	374	.291	2-0.02	0	39-0.44	2-46-48	0.55
2013	127-35	244-1.92	126	559	.211	1-0.01	3	33-0.26	4-68-72	0.57
2014	108-31	423-3.92	173	974	.257	9-0.08	11	90-0.83	5-51-56	0.52
2015	122-33	518-4.25	205	1239	.253	27-0.22	17	210-1.72	5-79-84	0.69
Totals	445-128	1373-3.09	583	3146	.251	39-0.09	31	372-0.84	16-244-260	0.58

Emily Ehlers • DS/OH • 5-9 • Mishawaka, Ind. • Penn High School

Season	GP-MP	K-KPG	E	TA	PCT	AST-APG	SA	DG-DPG	BS-BA-TB	BPG
2008	55-16	0-0.00	2	4	-.500	15-0.27	0	75-1.36	0-0-0	0.00
2009	124-31	4-0.03	2	20	.100	58-0.47	14	319-2.57	0-1-1	0.01
2010	132-35	6-0.05	6	35	.000	40-0.30	15	366-2.77	0-1-1	0.01
2011	122-34	6-0.05	6	43	.000	63-0.52	19	327-2.68	0-0-0	0.00
Totals	433-116	16-0.04	16	102	.000	176-0.41	48	1087-2.51	0-2-2	0.00

Sarah Emke • MH • 6-0 • Swansea, Ill. • Belleville West High School

Season	GP-MP	K-KPG	E	TA	PCT	AST-APG	SA	DG-DPG	BS-BA-TB	BPG
1996	42-19	59-1.40	35	166	.145	0-0.00	6	21-0.50	5-17-22	0.52
1997	110-31	393-3.57	163	881	.261	25-0.23	19	101-0.92	18-83-101	0.92
1998	104-26	281-2.70	123	646	.245	23-0.22	33	149-1.43	11-89-100	0.96
1999	110-28	341-3.10	148	848	.228	27-0.25	20	216-1.96	11-107-118	1.07
Totals	366-104	1074-2.93	469	2541	.238	75-0.20	78	487-1.33	45-296-341	0.93

Sam Epenesa • OH • 6-0 • Glen Carbon, Ill. • Edwardsville High School

Season	GP-MP	K-KPG	E	TA	PCT	AST-APG	SA	DG-DPG	BS-BA-TB	BPG
2012	25-12	21-0.84	9	53	.226	0-0.00	0	9-0.36	2-4-6	0.24
2013	116-35	267-2.30	151	802	.145	7-0.06	11	96-0.83	12-39-51	0.44
2014	109-32	265-2.43	102	750	.217	8-0.07	0	120-1.10	11-48-59	0.54
2015	102-29	213-2.09	84	635	.203	12-0.12	4	98-0.96	7-22-29	0.28
Totals	352-108	767-2.18	346	2241	.188	27-0.08	15	323-0.92	32-113-145	0.41

Michelle Erickson • OH • 6-1 • Middlebury, Ind. • Northridge High School

Season	GP-MP	K-KPG	E	TA
--------	-------	-------	---	----

CAREER STATISTICS



2010	5-5	0-0.00	1	4	.250	0-0.00	0	1-0.20	0-0-0	0.00
2011	60-23	8-0.13	6	21	.095	9-0.15	6	87-1.45	0-4-4	0.07
2012	74-24	1-0.01	0	4	.250	7-0.09	5	144-1.95	0-0-0	0.00
2013	130-35	2-0.02	1	9	.111	23-0.18	8	346-2.66	0-0-0	0.00
Totals	269-87	11-0.04	8	38	.079	39-0.14	19	578-2.15	0-4-4	0.01

Marie Franke • OH • 6-1 • Ballwin, Mo. • Parkway West High School										
Season	GP-MP	K-KPG	E	TA	PCT	AST-APG	SA	DG-DPG	BS-BA-TB	BPG
2002	127-33	273-2.15	144	878	.147	41-0.32	15	232-1.83	7-24-31	0.24
2003	63-19	97-1.54	61	278	.129	19-0.30	10	40-0.63	1-18-19	0.30
2004	24-12	34-1.42	21	106	.123	3-0.12	0	9-0.38	1-3-4	0.17
2005	37-24	45-1.22	27	149	.121	3-0.08	0	11-0.30	1-1-2	0.05
Totals	251-88	449-1.79	253	1411	.139	66-0.26	25	292-1.16	10-46-56	0.22

Jordan Fullove • DS • 5-7 • Fort Wayne, Ind. • Northrop High School										
Season	GP-MP	K-KPG	E	TA	PCT	AST-APG	SA	DG-DPG	BS-BA-TB	BPG
2007	10-5	0-0.00	0	0	.000	1-0.10	1	8-0.80	0-0-0	0.00

Katie Gibbons • OH • 6-0 • Naperville, Ill. • Waubonsie Valley High School										
Season	GP-MP	K-KPG	E	TA	PCT	AST-APG	SA	DG-DPG	BS-BA-TB	BPG
1997	107-30	387-3.62	198	914	.207	21-0.20	36	236-2.21	6-30-36	0.34

Donna Gill • MH • 6-1 • Fort Wayne, Ind. • Snider High School										
Season	GP-MP	K-KPG	E	TA	PCT	AST-APG	SA	DG-DPG	BS-BA-TB	BPG
1991	108-29	248-2.30	88	649	.247	8-0.07	24	67-0.62	34-123-157	1.45
1992	108-30	369-3.42	86	845	.335	5-0.05	4	101-0.94	37-128-165	1.53
Totals	216-59	617-2.86	174	1494	.297	13-0.06	28	168-0.78	71-251-322	1.49

Renee Glore • DS • 5-5 • Muncie, Ind. • Muncie Burris High School										
Season	GP-MP	K-KPG	E	TA	PCT	AST-APG	SA	DG-DPG	BS-BA-TB	BPG
1991	31-15	0-0.00	1	1	-1.000	1-0.03	0	31-1.00	0-0-0	0.00
1992	105-30	0-0.00	1	8	-.125	19-0.18	22	179-1.70	0-0-0	0.00
1993	53-27	0-0.00	1	6	-.167	5-0.09	3	39-0.74	0-0-0	0.00
1994	104-29	4-0.04	8	39	-.103	7-0.07	18	163-1.57	0-0-0	0.00
Totals	293-101	4-0.01	11	54	-.130	32-0.11	43	412-1.41	0-0-0	0.00

Courtney Gosewisch • DS • 5-8 • Downers Grove, Ill. • Downers Grove South High School										
Season	GP-MP	K-KPG	E	TA	PCT	AST-APG	SA	DG-DPG	BS-BA-TB	BPG
2009	96-31	1-0.01	1	5	.000	13-0.14	6	63-0.66	0-0-0	0.00
2010	32-19	0-0.00	0	0	.000	0-0.00	1	14-0.44	0-1-1	0.03
2011	35-17	0-0.00	0	0	.000	5-0.14	2	38-1.09	0-0-0	0.00
2012	45-18	1-0.02	0	1	1.000	9-0.20	6	66-1.47	0-0-0	0.00
Totals	208-85	2-0.01	1	6	0.167	27-0.13	15	181-0.87	0-1-1	0.00

Sam Gray • S • 5-10 • Indianapolis, Ind. • Brebeuf High School										
Season	GP-MP	K-KPG	E	TA	PCT	AST-APG	SA	DG-DPG	BS-BA-TB	BPG
2006	122-34	50-0.41	30	130	.154	1112-9.11	43	180-1.48	0-19-19	0.16
2007	73-21	10-0.14	5	38	.132	493-6.75	14	118-1.62	2-7-9	0.12
Totals	195-55	60-0.31	35	168	.149	1605-8.23	57	298-1.53	2-26-28	0.14

Katie Griffin • OH • 6-2 • Avon, Ind. • Avon High School										
Season	GP-MP	K-KPG	E	TA	PCT	AST-APG	SA	DG-DPG	BS-BA-TB	BPG
2009	10-5	12-1.20	9	40	.075	1-0.10	0	4-0.40	0-2-2	0.20
2010	101-32	190-1.88	68	518	.236	1-0.01	5	32-0.32	6-21-27	0.27
2011	50-19	92-1.84	33	267	.221	1-0.02	0	16-0.32	1-16-17	0.34
2012	36-15	28-0.78	12	108	.148	0-0.00	0	8-0.22	1-11-12	0.33
2013	63-27	108-1.71	49	335	.176	1-0.02	0	20-0.32	3-20-23	0.37
Totals	260-98	430-1.65	171	1268	.204	4-0.02	5	80-0.31	11-70-81	0.31

Lauri Grimes • OH/MB • 5-10 • Frankfort, Ind. • Clinton Prairie High School										
Season	GP-MP	K-KPG	E	TA	PCT	AST-APG	SA	DG-DPG	BS-BA-TB	BPG
1993	111-29	326-2.94	174	837	.182	25-0.23	29	188-1.69	23-120-143	1.29
1994	85-25	184-2.16	113	543	.131	30-0.35	16	209-2.46	7-48-55	0.65
1995	97-28	426-4.39	162	1056	.250	26-0.27	19	277-2.86	2-41-43	0.44
1996	112-31	501-4.47	223	1271	.219	33-0.29	38	338-3.02	4-56-60	0.54
Totals	405-113	1437-3.55	672	3707	.206	114-0.28	102	1012-2.50	36-285-301	0.74

Carrie Gurnell • OH/MH • 6-0 • Katy, Texas • Cinco Ranch High School										
Season	GP-MP	K-KPG	E	TA	PCT	AST-APG	SA	DG-DPG	BS-BA-TB	BPG
2006	113-34	209-1.85	86	501	.246	5-0.04	0	42-0.37	9-60-69	0.61
2007	102-30	226-2.22	116	693	.159	1-0.01	0	35-0.34	15-69-8	0.82
2008	110-32	217-1.97	102	613	.188	9-0.08	0	30-0.27	19-55-74	0.67
2009	124-31	393-3.17	215	1086	.164	5-0.04	4	143-1.15	15-48-63	0.51
Totals	449-127	1045-2.33	519	2893	.182	20-0.04	4	250-0.56	58-232-290	0.65

Natalie Haben • DS • 5-9 • Edina, Minn. • Edina										
Season	GP-MP	K-KPG	E	TA	PCT	AST-APG	SA	DG-DPG	BS-BA-TB	BPG
2016	122-32	3-0.02	1	8	.250	68-0.56	29	383-3.14	0-0-0	0.00

Andrea Halczar • OH • 5-10 • Hammond, Ind. • George Rogers Clark High School										
Season	GP-MP	K-KPG	E	TA	PCT	AST-APG	SA	DG-DPG	BS-BA-TB	BPG
1983	7-6	2-0.29	0	5	.400	0-0.00	0	8-1.14	0-0-0	0.00

Gail Halink • OH • 5-11 • Richland Center, Wis. • Richland Center High School										
Season	GP-MP	K-KPG	E	TA	PCT	AST-APG	SA	DG-DPG	BS-BA-TB	BPG
1989	42-19	55-1.31	27	155	.181	11-0.26	13	84-2.00	11-17-28	0.67
1990	72-24	119-1.65	100	516	.037	45-0.62	16	183-2.54	6-25-31	0.43
1991	49-17	98-2.00	42	271	.207	7-0.14	15	96-1.96	3-15-18	0.37
Totals	163-60	272-1.67	169	942	.109	63-0.39	44	363-2.23	20-57-77	0.47

Donna Hardesty • OH • 5-10 • Menomonee Falls, Wis. • Menomonee Falls North High School										
Season	GP-MP	K-KPG	E	TA	PCT	AST-APG	SA	DG-DPG	BS-BA-TB	BPG
1978	--	9-n/a	3	23	.261	--	--	--	--	--
1979	--	25-n/a	15	92	.109	--	9	--	--	--
1980	--	17-n/a	4	40	.325	--	3	--	--	--
1981	n/a-42	161-n/a	66	459	.207	--	61	--	31-69-100	--

Totals	n/a-42	212-n/a	88	614	.202	--	73	--	31-69-100	--
--------	--------	---------	----	-----	------	----	----	----	-----------	----

Monica Hardy • OH/MB • 6-3 • Bolingbrook, Ill. • Providence Catholic High School										
Season	GP-MP	K-KPG	E	TA	PCT	AST-APG	SA	DG-DPG	BS-BA-TB	BPG
1991	44-17	40-0.91	19	114	.184	0-0.00	2	8-0.18	8-26-34	0.77

Paula Harmon • S • 5-10 • North Vernon, Ind. • Jennings County High School										
Season	GP-MP	K-KPG	E	TA	PCT	AST-APG	SA	DG-DPG	BS-BA-TB	BPG
1991	79-24	48-0.61	25	158	.146	785-9.94	16	166-2.10	9-47-56	0.71
1992	98-28	71-0.72	28	216	.199	1124-11.47	24	187-1.91	14-63-77	0.79
1993	102-28	91-0.89	31	226	.265	1157-11.34	19	196-1.92	7-49-56	0.55
Totals	279-80	210-0.75	84	600	.210	3066-10.99	59	549-1.97	30-159-189	0.68

Sarina Harris • OH • 5-7 • Selma, Ind. • Wapahani High School										
Season	GP-MP	K-KPG	E	TA	PCT	AST-APG	SA	DG-DPG	BS-BA-TB	BPG
1994	79-25	117-1.48	68	376	.130	22-0.28	12	109-1.38	2-28-30	0.38
1995	25-16	6-0.24	6	21	.000	1-0.04	0	6-0.24	0-2-2	0.08
1996	28-19	1-0.04	2	6	-.167	2-0.07	2	17-0.61	0-1-1	0.04
1997	73-30	35-0.48	23	103	.117	14-0.19	5	51-0.70	0-9-9	0.12
Totals	205-90	159-0.78	99	506	.119	39-0.19	19	183-0.89	2-40-42	0.20

Jadyn Hart • S • 6-1 • Palos Hills, Ill. • Stag High School										
Season	GP-MP	K-KPG	E	TA	PCT	AST-APG	SA	DG-DPG	BS-BA-TB	BPG
2007	111-32	91-0.82	39	238	.218	995-9.96	7	144-1.30	11-75-86	0.77
2008	136-35	124-0.91	46	290	.269	1343-9.88	7	239-1.76	13-85-98	0.72
2009	123-31	146-1.19	51	303	.314	1245-10.12	4	216-1.76	12-64-76	0.62
2010	125-35	172-1.38	33	353	.394	1335-10.68	4	219-1.75	12-83-95	0.76
Totals	495-133	533-1.08	169	1184	.307	4918-9.94	22	818-1.65	48-307-355	0.72

Becky Held • MB • 5-10 • Glencoe, Ill. • New Trier East High School										
Season	GP-MP	K-KPG	E	TA	PCT	AST-APG	SA	DG-DPG	BS-BA-TB	BPG
1978	--	348-n/a	101	811	.305	--	--	--	132	--
1979	--	412-n/a	160	1028	.245	--	65	--	177	--
1980	--	542-n/a	176	1232	.297	--	71	--	33	--
Totals	--	1302-n/a	437	3071	.282	--	136	--	342	--



CAREER STATISTICS

Kierra Jones • MB • 6-1 • Fishers, Ind. • Hamilton Southeastern High School

Season	GP-MP	K-KPG	E	TA	PCT	AST-APG	SA	DG-DPG	BS-BA-TB	BPG
2011	106-32	153-1.44	41	320	.350	5-0.05	1	22-0.21	11-118-129	1.22
2012	127-34	236-1.86	63	481	.360	6-0.05	12	51-0.40	17-104-121	0.95
2013	131-35	281-2.15	60	561	.394	5-0.04	25	86-0.66	17-142-159	1.21
2014	101-31	195-1.93	48	417	.353	12-0.12	5	66-0.65	11-90-101	1.00
Totals	465-132	865-1.86	212	1779	.367	28-0.06	43	225-0.48	56-454-510	1.10

Tandace Joseph • OH • 5-9 • Indianapolis, Ind. • Decatur Central High School

Season	GP-MP	K-KPG	E	TA	PCT	AST-APG	SA	DG-DPG	BS-BA-TB	BPG
1978	--	81-n/a	27	187	.289	--	--	--	23	--

Sue Juronis • OH • 5-10 • Villa Park, Ill. • Willowbrook High School

Season	GP-MP	K-KPG	E	TA	PCT	AST-APG	SA	DG-DPG	BS-BA-TB	BPG
1994	33-17	31-0.94	30	103	.102	2-0.06	4	28-0.85	1-5-6	0.18
1995	14-6	0-0.00	3	7	-.429	0-0.00	0	10-0.71	0-0-0	0.00
1996	1-1	0-0.00	0	0	.000	0-0.00	0	0-0.00	0-0-0	0.00
Totals	48-24	31-0.65	33	110	-.018	2-0.04	4	38-0.79	1-5-6	0.12

Joanie Kampen • OH/MH • 5-10 • West Lafayette, Ind. • West Lafayette High School

Season	GP-MP	K-KPG	E	TA	PCT	AST-APG	SA	DG-DPG	BS-BA-TB	BPG
1978	--	340-n/a	160	872	.206	--	--	--	44	--

Becky Kanitz • OH • 5-10 • Menomonee Falls, Wis. • Menomonee Falls High School

Season	GP-MP	K-KPG	E	TA	PCT	AST-APG	SA	DG-DPG	BS-BA-TB	BPG
1985	27-20	12-0.44	9	51	.059	5-0.19	5	41-1.52	0-1-1	0.04
1986	131-35	309-2.36	131	894	.199	24-0.18	29	369-2.82	6-47-53	0.40
1987	145-38	347-2.39	135	1037	.204	21-0.14	89	606-4.18	6-34-40	0.28
1988	132-34	372-2.82	147	1084	.208	42-0.32	55	548-4.15	7-36-43	0.33
Totals	435-127	1040-2.39	422	3066	.202	92-0.21	178	1564-3.60	19-118-137	0.31

Christi Kelsey • OH/S • 5-8 • Eaton, Ind. • Delta High School

Season	GP-MP	K-KPG	E	TA	PCT	AST-APG	SA	DG-DPG	BS-BA-TB	BPG
1997	88-28	3-0.03	0	10	.300	8-0.09	17	94-1.07	0-0-0	0.00
1999	75-26	0-0.00	1	8	-.125	14-0.19	1	94-1.25	0-0-0	0.00
Totals	163-54	3-0.02	1	18	.111	22-0.13	18	188-1.15	0-0-0	0.00

Jenny Keresztes • MH • 6-0 • Orland Park, Ill. • Carl Sandburg High School

Season	GP-MP	K-KPG	E	TA	PCT	AST-APG	SA	DG-DPG	BS-BA-TB	BPG
2003	10-5	5-0.50	2	14	.214	0-0.00	2	7-0.70	1-3-4	0.40

Kelli Kerkhoff • OH • 6-0 • Romney, Ind. • McCutcheon High School

Season	GP-MP	K-KPG	E	TA	PCT	AST-APG	SA	DG-DPG	BS-BA-TB	BPG
1993	103-29	148-1.44	80	405	.168	47-0.46	21	194-1.88	4-70-74	0.72
1994	108-29	263-2.44	133	908	.143	9-0.08	19	284-2.63	11-51-62	0.57
1995	96-28	273-2.84	147	803	.157	15-0.16	33	223-2.32	9-39-48	0.50
1996	116-32	181-1.56	75	475	.223	102-0.88	28	331-2.85	2-64-66	0.57
Totals	423-118	865-2.04	435	2591	.166	173-0.41	101	1032-2.44	26-224-250	0.59

Nicole Key • OH • 5-9 • Yorktown, Ind. • Yorktown High School

Season	GP-MP	K-KPG	E	TA	PCT	AST-APG	SA	DG-DPG	BS-BA-TB	BPG
1996	86-29	6-0.06	2	15	.200	7-0.08	11	98-1.14	0-0-0	0.00

Joan King • OH/MH • 6-1 • Columbus, Ohio • Upper Arlington High School

Season	GP-MP	K-KPG	E	TA	PCT	AST-APG	SA	DG-DPG	BS-BA-TB	BPG
1980	--	17-n/a	2	49	.306	--	0	--	7	--
1981	n/a-18	96-n/a	37	256	.230	--	9	--	23-24-47	--
1982	n/a-34	282-n/a	70	619	.342	--	24	--	18-14-32	--
1983	122-32	365-2.99	120	847	.289	19-0.16	43	304-2.49	16-32-48	0.39
Totals	122-84	760-n/a	229	1771	.300	19-n/a	76	304-n/a	57-70-134	n/a

Krystie King • OH • 5-10 • LaGrange, Ind. • Lakeland High School

Season	GP-MP	K-KPG	E	TA	PCT	AST-APG	SA	DG-DPG	BS-BA-TB	BPG
2005	3-2	0-0.00	0	0	.000	0-0.00	0	1-0.33	0-0-0	0.00
2006	5-4	0-0.00	0	5	.000	0-0.00	0	0-0.00	0-0-0	0.00
2007	2-2	0-0.00	0	0	.000	0-0.00	0	1-0.50	0-0-0	0.00
Totals	10-8	0-0.00	0	5	.000	0-0.00	0	2-0.20	0-0-0	0.00

Lori Knicker • OH • 5-10 • Wheaton, Ill. • Wheaton Warrenville High School

Season	GP-MP	K-KPG	E	TA	PCT	AST-APG	SA	DG-DPG	BS-BA-TB	BPG
1999	52-26	4-0.08	3	9	.111	6-0.12	3	20-0.38	0-0-0	0.00
2000	75-29	9-0.12	12	56	-.054	7-0.09	5	142-1.89	0-4-0	0.05
2001	79-25	20-0.25	14	69	.087	9-0.11	18	169-2.14	0-1-1	0.01
Totals	206-80	33-0.16	29	134	.030	22-0.11	26	331-1.61	0-5-5	0.02

Andrea Kolwitz • DS • 5-10 • Naperville, Ill. • Naperville North High School

Season	GP-MP	K-KPG	E	TA	PCT	AST-APG	SA	DG-DPG	BS-BA-TB	BPG
2003	65-28	2-0.03	4	14	-.143	7-0.11	5	56-0.86	1-0-1	0.02
2004	21-12	1-0.05	1	5	.000	6-0.29	1	22-1.05	0-0-0	0.00
Totals	86-40	3-0.03	5	19	-.105	13-0.15	6	78-0.91	1-0-1	0.01

Kelly Kosten • S • 5-8 • Indianapolis, Ind. • Perry Meridian High School

Season	GP-MP	K-KPG	E	TA	PCT	AST-APG	SA	DG-DPG	BS-BA-TB	BPG
1991	42-15	21-0.50	5	44	.364	367-8.74	5	84-2.00	1-13-14	0.33
1992	18-10	12-0.67	0	25	.480	148-8.22	3	32-1.78	0-9-9	0.50
1993	14-7	6-0.43	4	24	.083	144-10.29	3	33-2.36	1-6-7	0.50
Totals	74-32	39-0.53	9	93	.323	659-8.91	11	149-2.01	2-28-30	0.41

Katie Krisch • DS • 5-5 • Mishawaka, Ind. • Marian High School/ Indiana University-South Bend

Season	GP-MP	K-KPG	E	TA	PCT	AST-APG	SA	DG-DPG	BS-BA-TB	BPG
2003	2-2	0-0.00	0	0	.000	0-0.00	0	0-0.00	0-0-0	0.00

Bev Krupa • OH • 5-11 • Fairbanks, Alaska • West Valley High School

Season	GP-MP	K-KPG	E	TA	PCT	AST-APG	SA	DG-DPG	BS-BA-TB	BPG
1995	58-22	73-1.26	46	232	.116	5-0.09	4	44-0.76	0-9-9	0.16
1996	110-32	332-3.02	174	827	.191	22-0.20	19	221-2.01	0-28-28	0.25

1997	103-29	362-3.51	161	871	.231	38-0.37	17	197-1.91	5-35-40	0.39
1998	106-29	498-4.70	223	1259	.218	34-0.32	27	262-2.47	7-33-40	0.38
Totals	377-112	1265-3.36	604	3189	.207	99-0.26	67	724-1.92	12-105-117	0.31

Carol Lake • MH • 6-2 • Carmel, Ind. • Carmel High School

Season	GP-MP	K-KPG	E	TA	PCT	AST-APG	SA	DG-DPG	BS-BA-TB	BPG
1978	--	5-n/a	1	13	.308	--	--	--	2	--
1979	--	17-n/a	6	45	.244	--	3	--	13	--
1980	--	38-n/a	11	114	.237	--	11	--	24	--
Totals	--	60-n/a	18	172	.244	--	14	--	39	--

Eryn Leach • MH • 6-0 • Saratoga, Calif. • Archbishop Mitty High School

Season	GP-MP	K-KPG	E	TA	PCT	AST-APG	SA	DG-DPG	BS-BA-TB	BPG
2000	79-28	156-1.97	62	361	.260	4-0.05	0	9-0.11	5-41-46	0.58
2001	97-28	216-2.23	78	529	.261	3-0.03	0	13-0.13	10-87-97	1.00
2002	52-18	45-0.87	30	164	.091	4-0.08	7	14-0.27	1-11-12	0.23
Totals	228-74	417-1.83	170	1054	.234	11-0.05	7	36-0.16	16-139-155	0.68

Debbie Leeman • OH/MB • 6-0 • Elwood, Ind. • Frankton High School

Season	GP-MP	K-KPG	E	TA	PCT	AST-APG	SA	DG-DPG	BS-BA-TB	BPG
1983	8-7	4-0.50	4	15	.000	0-0.00	0	1-0.12	1-4-5	0.62
1984	34-15	35-1.03	18	96	.177	7-0.21	4	37-1.09	6-23-29	0.85
1985	118-38	193-1.64	58	505	.267	18-0.15	13	186-1.58	37-102-139	1.18
1986	131-35	334-2.55	128	934	.221	20-0.15	53	220-1.68	33-148-181	1.38
Totals	291-95	566-1.95	208	1550	.231	45-0.15	70	444-1.53	77-277-354	1.22

Joanna Lowry • OH • 6-2 • Glen Ellyn, Ill. • Glenbard West High School

Season	GP-MP	K-KPG	E	TA	PCT	AST-APG	SA	DG-DPG	BS-BA-TB	BPG
2000	114-32	444-3.89	141	1247	.243	14-0.12	11	260-2.28	4-39-43	0.38
2001	87-28	242-2.78	85	761	.206	19-0.22	20	207-2.38	3-19-22	0.25
2002	128-33	484-3.78	145	1375	.247	20-0.16	22	359-2.80	10-39-49	0.38
Totals	329-93	1170-3.56	371	3383	.236	53-0.16	53	826-2.51	17-97-114	0.35

Stephanie Lynch • MH • 6-3 • New Albany, Ind. • New Albany High School

Season	GP-MP	K-KPG	E	TA	PCT	AST-APG	SA	DG-DPG	BS-BA-TB	BPG
2005	117-34	335-2.86	104	674	.343	2-0.02	3	36-0.31	24-136-160	1.37
2006	121-34	328-2.71	108	670	.328	34-0.28	23	66-0.55	27-111-138	1.14
2007	120-33	423-3.53	134	909	.318	11-0.09	9	78-0.65	37-129-166	1.38
2008	135-35	458-3.39	93	893	.409	12-0.09	13	92-0.68	22-174-196	1.45
Totals	493-136	1544-3.13	439	3146	.351	59-0.12	48	272-0.55	110-550-660	1.34

Samantha Mader • OH • 6-1 • Algonquin, Ill. • Huntley High School

Season	GP-MP	K-KPG	E	TA	PCT	AST-APG	SA	DG-DPG	BS-BA-TB	BPG
2004	102-30	265-2.60	92	668	.259	20-0.20	6	66-0.65	4-40-44	0.43
2005	112-33	337-3.01	110	817	.278	37-0.33	11	78-0.70	3-68-71	0.63
2006	120-34	365-3.04	124	913	.264	4-0.03	6	92-0.77	9-41-50	0.42
2007	119-33	343-2.88	165	974	.183	4-0.03	6	82-0.69	18-43-61	0.51
Totals	453-130	1310-2.89	491	3372	.243	65-0.14	29	318-0.70	34-192-226	0.50

CAREER STATISTICS



Barbara Meeker • MB/OH • 6-0 • Greenfield, Ind. • Central High School

Season	GP-MP	K-KPG	E	TA	PCT	AST-APG	SA	DG-DPG	BS-BA-TB	BPG
1985	19-15	31-1.63	8	62	.371	2-0.11	1	8-0.42	2-8-10	0.53
1986	87-25	180-2.07	78	468	.218	14-0.16	14	71-0.82	24-90-114	1.31
1987	86-22	219-2.55	74	544	.267	12-0.14	18	123-1.43	20-83-103	1.20
1988	123-32	307-2.50	115	817	.235	19-0.15	25	183-1.49	36-99-135	1.10
Totals	315-94	737-2.34	275	1891	.244	47-0.15	58	385-1.22	82-280-362	1.15

Linda Menconi • S • 5-8 • Elmhurst, Ill. • York High School

Season	GP-MP	K-KPG	E	TA	PCT	AST-APG	SA	DG-DPG	BS-BA-TB	BPG
1994	108-29	24-0.22	28	109	.037	1053-9.75	30	241-2.23	0-39-39	0.36
1995	96-28	39-0.41	26	112	.116	1097-11.43	17	195-2.03	4-20-24	0.25
1996	91-30	34-0.37	14	115	.174	989-10.87	16	136-1.49	0-14-14	0.15
1997	57-23	6-0.11	3	17	.176	182-3.19	6	43-0.75	0-5-5	0.09
Totals	352-110	103-0.29	71	353	.091	3321-9.43	69	615-1.75	4-78-82	0.23

Danita Merlau • LS • 6-4 • New Palestine, Ind. • Cathedral High School

Season	GP-MP	K-KPG	E	TA	PCT	AST-APG	SA	DG-DPG	BS-BA-TB	BPG
2005	116-34	422-3.64	196	1220	.185	7-0.06	3	86-0.74	9-57-66	0.57
2006	122-34	461-3.78	179	1308	.216	10-0.08	38	202-1.66	9-73-82	0.67
2007	120-33	445-3.71	182	1411	.186	21-0.17	13	385-3.21	13-63-76	0.63
2008	133-34	401-3.02	190	1308	.161	19-0.14	9	258-1.94	12-55-67	0.50
Totals	491-135	1729-3.52	747	5247	.187	57-0.12	63	931-1.90	43-248-291	0.59

Amanda Miller • DS • 5-7 • Trabuco Canyon, Calif. • Mission Viejo

Season	GP-MP	K-KPG	E	TA	PCT	AST-APG	SA	DG-DPG	BS-BA-TB	BPG
2008	4-4	0-0.00	0	0	.000	0-0.00	0	0-0.00	0-0-0	0.00
2009	8-7	0-0.00	0	0	.000	0-0.00	0	2-0.25	0-0-0	0.00
2010	2-2	0-0.00	0	0	.000	0-0.00	0	2-1.00	0-0-0	0.00
2011	42-17	0-0.00	0	2	.000	12-0.29	5	44-1.05	0-0-0	0.00
2012	84-30	1-0.01	0	2	0.500	19-0.200	13	131-1.56	0-0-0	0.00
Totals	140-60	1-0.01	0	4	0.250	31-0.22	18	179-1.28	0-0-0	0.00

Kelli Miller • DS/OH • 5-8 • Muncie, Ind. • Muncie Central High School

Season	GP-MP	K-KPG	E	TA	PCT	AST-APG	SA	DG-DPG	BS-BA-TB	BPG
2005	120-34	197-1.64	76	649	.186	59-0.49	20	400-3.33	1-25-26	0.22
2006	121-34	95-0.79	44	299	.171	44-0.36	31	489-4.04	1-11-12	0.10
2007	120-33	93-0.77	49	321	.137	63-0.52	28	556-4.63	2-9-11	0.09
2008	136-35	11-0.08	2	32	.281	73-0.54	32	568-4.18	0-0-0	0.00
Totals	497-136	396-0.80	171	1301	.173	239-0.48	111	2013-4.05	4-45-49	0.10

Sue Mitchell • RS/MH • 5-11 • Michigan City, Ind. • Marquette High School

Season	GP-MP	K-KPG	E	TA	PCT	AST-APG	SA	DG-DPG	BS-BA-TB	BPG
1978	--	57-n/a	46	219	.050	--	--	--	53	--

Alisha Mitro • OH • 5-8 • Muncie, Ind. • Muncie Burris High School

Season	GP-MP	K-KPG	E	TA	PCT	AST-APG	SA	DG-DPG	BS-BA-TB	BPG
1990	75-30	117-1.56	73	345	.128	21-0.28	11	177-2.36	3-16-19	0.25
1991	110-29	256-2.33	136	746	.161	20-0.18	29	315-2.86	12-29-41	0.37
1992	107-30	267-2.50	144	795	.155	28-0.26	32	378-3.53	6-36-42	0.39
1993	11-29	260-2.34	129	808	.162	33-0.30	25	409-3.68	6-35-41	0.37
Totals	403-118	900-2.23	482	2694	.155	102-0.25	97	1279-3.17	27-116-143	0.35

Blake Mohler • MB • 6-2 • Ocean Springs, Miss. • Ocean Springs High School

Season	GP-MP	K-KPG	E	TA	PCT	AST-APG	SA	DG-DPG	BS-BA-TB	BPG
2015	0-0	0-0.00	0	0	.000	0-0.00	0	0-0.00	0-0-0	0.00
2016	127-33	188-1.48	68	402	.299	6-0.05	12	62-0.49	15-102-117	0.92
2017	110-31	224-2.04	71	451	.339	6-0.05	2	28-0.25	15-86-101	0.92
2018	130-33	316-2.43	93	623	.358	10-0.08	1	46-0.35	20-120-140	1.08
TOTAL	367-97	728-1.98	232	1476	.336	22-0.06	15	136-0.37	50-308-358	0.98

Stacey Mondino • OH • 6-0 • Indianapolis, Ind. • Ben Davis High School

Season	GP-MP	K-KPG	E	TA	PCT	AST-APG	SA	DG-DPG	BS-BA-TB	BPG
1992	8-6	5-0.62	2	14	.214	1-0.12	0	9-1.12	0-4-4	0.50
1993	6-5	6-1.00	4	18	.111	1-0.17	0	2-0.33	0-2-2	0.33
1995	87-27	91-1.05	49	309	.136	53-0.61	13	141-1.62	3-39-42	0.48
Totals	101-38	102-1.01	55	341	.138	55-0.54	13	152-1.50	3-45-48	0.48

Meghan Mosebar • MB • 6-1 • Santa Ynez, Calif. • Union High School

Season	GP-MP	K-KPG	E	TA	PCT	AST-APG	SA	DG-DPG	BS-BA-TB	BPG
1995	6-4	3-0.50	0	6	.500	0-0.00	0	0-0.0	0-1-1	0.17

Julie Mullen • OH/MH • 5-9 • Indianapolis, Ind. • Ben Davis High School

Season	GP-MP	K-KPG	E	TA	PCT	AST-APG	SA	DG-DPG	BS-BA-TB	BPG
1980	--	26-n/a	14	83	.145	--	5	--	3	--

Jane Neff • MH • 6-1 • Kettering, Ohio • Fairmont West High School

Season	GP-MP	K-KPG	E	TA	PCT	AST-APG	SA	DG-DPG	BS-BA-TB	BPG
1979	--	339-n/a	171	925	.182	--	52	--	48	--
1980	--	428-n/a	108	922	.347	--	32	--	154	--
1981	n/a-42	375-n/a	107	846	.317	--	35	--	75-106-181	--
1982	n/a-34	335-n/a	70	727	.365	--	38	--	64-76-140	--
Totals	n/a-76	1477-n/a	456	3420	.299	--	157	--	139-182-523	--

Amanda Neill • DS • 5-8 • Lafayette, Ind. • McCutcheon High School

Season	GP-MP	K-KPG	E	TA	PCT	AST-APG	SA	DG-DPG	BS-BA-TB	BPG
2012	73-20	1-0.01	0	4	.250	29-0.40	13	163-2.23	0-0-0	0.00
2013	127-35	1-0.01	3	10	-.200	30-0.24	32	245-1.93	0-0-0	0.00
2014	114-32	3-0.03	0	6	.500	107-0.94	19	417-3.66	0-0-0	0.00
2015	122-33	3-0.02	0	5	.600	129-1.06	29	490-4.02	0-0-0	0.00
Totals	436-120	8	3	25	.200	295-0.68	93	1315-3.02	0-0-0	0.00

Caitlyn Newton • OH • 6-1 • Terre Haute, Ind. • Terre Haute High School

Season	GP-MP	K-KPG	E	TA	PCT	AST-APG	SA	DG-DPG	BS-BA-TB	BPG
2017	69-25	113-1.64	69	322	.137	1-0.01	0	22-0.32	4-12-16	0.23
2018	130-33	330-2.54	149	822	.220	12-0.09	0	59-0.45	16-32-48	0.37
Totals	199-58	443-2.23	218	1144	.357	13-0.07	0	81-0.41	20-44-64	0.32

Valerie Nichol • S/OH • 6-0 • Normal, Ill. • Normal High School

Season	GP-MP	K-KPG	E	TA	PCT	AST-APG	SA	DG-DPG	BS-BA-TB	BPG
2011	91-31	192-2.11	95	557	.174	3-0.03	0	30-0.33	14-42-56	0.62
2012	119-34	205-1.72	103	579	.176	207-1.74	11	98-0.82	7-45-52	0.44
2013	131-35	363-2.77	137	934	.242	790-6.03	21	234-1.79	10-75-85	0.65
2014	114-32	143-1.25	49	348	.270	1149-10.08	25	261-2.29	13-63-76	0.67
Totals	455-132	903-1.98	384	2418	.215	2149-4.72	57	623-1.37	44-225-269	0.59

Mandy Nichols • OH • 6-3 • Greenwood, Ind. • Center Grove High School

Season	GP-MP	K-KPG	E	TA	PCT	AST-APG	SA	DG-DPG	BS-BA-TB	BPG
2008	88-25	47-0.53	35	135	.089	23-0.26	9	140-1.59	0-11-11	0.12

Kelly Niedbalski • S/DS • 5-7 • Mishawaka, Ind. • Mishawaka High School

Season	GP-MP	K-KPG	E	TA	PCT	AST-APG	SA	DG-DPG	BS-BA-TB	BPG
1987	39-23	0-0.00	4	6	.667	24-0.62	3	20-0.51	0-1-1	0.03
1988	107-33	4-0.04	7	24	.125	127-1.19	13	148-1.38	2-4-6	0.06
1989	126-33	95-0.75	36	307	.192	1475-11.71	17	328-2.60	10-45-55	0.44
1990	116-32	129-1.11	35	323	.291	1430-12.33	25	315-2.72	8-35-43	0.37
Totals	338-121	228-0.59	82	660	.221	3056-7.88	58	811-2.09	20-85-105	0.27

Kim Nieman • MH • 6-0 • Arlington Heights, Ill. • Hersey High School

Season	GP-MP	K-KPG	E	TA	PCT	AST-APG	SA	DG-DPG	BS-BA-TB	BPG
1992	4-4	2-0.50	2	6	.000	0-0.00	0	0-0.00	1-3-4	1.00
1993	5-5	10-2.00	3	20	.350	0-0.00	1	4-0.80	1-1-2	0.40
1994	29-9	44-1.52	18	117	.222	2-0.07	1	6-0.21	2-15-17	0.59
Totals	38-18	56-1.47	23	143	.231	2-0.05	2	10-0.26	4-19-23	0.61

Laura Norton • MH • 5-9 • Glendale, Ariz. • Valley Lutheran High School/University of Oregon

Season	GP-MP	K-KPG	E	TA	PCT	AST-APG	SA	DG-DPG	BS-BA-TB	BPG
2000	43-23	58-1.35	47	146	.075	4-0.09	2	23-0.53	4-41-45	1.05

Darcy Orin • S • 5-8 • Rocky River, Ohio • Rocky River High School

Season	GP-MP	K-KPG	E	TA	PCT	AST-APG	SA	DG-DPG	BS-BA-TB	BPG
1985	14-14	12-0.86	10	40	.050	40-2.86	1	25-1.79	0-5-5	0.36
1986	131-35	110-0.84	34	371	.205	1457-11.12	42	248-1.89	8-80-88	0.67
1987	148-38	101-0.68	49	365	.142	1610-10.88	33	262-1.77	10-77-87	0.59
1988	127-34	96-0.76	41	319	.172	1416-11.15	30	318-2.50	13-45-58	0.46
Totals	420-121	319-0.76	134	1095	.169	4523-10.77	116	853-2.03	31-207-238	0.57

Jennifer Orlowski • DS • 5-11 • LaPorte, Ind. • LaPorte High School/Florida State

Season	GP-MP	K-KPG	E	TA	PCT	AST-APG	SA	DG-DPG	BS-BA-TB	BPG
2003	89-30	2-0.02	4	14	.143	27-0.30	6	122-1.37	0-1-1	0.01



CAREER STATISTICS

Lisa Pierce • OH • 6-0 • Darien, Ill. • Hinsdale High School										
Season	GP-MP	K-KPG	E	TA	PCT	AST-APG	SA	DG-DPG	BS-BA-TB	BPG
2006	12-7	16-1.33	9	43	.163	1-0.08	0	5-0.42	0-4-3	0.33
2007	19-14	10-0.53	11	60	-.017	1-0.05	0	7-0.37	0-2-2	0.11
2008	92-29	109-1.18	77	361	.089	9-0.10	13	47-0.51	3-31-34	0.37
2009	61-23	71-1.16	42	236	.123	3-0.05	7	35-0.57	1-21-22	0.36
Totals	184-73	206-1.12	139	700	.096	14-0.08	20	94-0.51	4-58-62	0.34

Daren Poe • DS • 6-0 • Martinsville, Ind. • Martinsville High School/ Northern Illinois										
Season	GP-MP	K-KPG	E	TA	PCT	AST-APG	SA	DG-DPG	BS-BA-TB	BPG
2002	126-33	7-0.06	11	33	-.121	37-0.29	1	439-3.48	0-3-3	0.02
2003	107-28	2-0.02	2	7	.000	57-0.53	0	390-3.64	0-0-0	0.00
2004	117-31	5-0.04	1	12	.333	52-0.44	20	470-4.02	0-0-0	0.00
Totals	350-92	14-0.04	14	52	.000	146-0.42	21	1299-3.71	0-3-3	0.01

Bridget Powell • DS • 5-6 • Oak Lawn, Ill. • Mother McCauley High School										
Season	GP-MP	K-KPG	E	TA	PCT	AST-APG	SA	DG-DPG	BS-BA-TB	BPG
2013	13-6	0-0.00	0	1	.000	1-0.08	1	15-1.15	0-0-0	0.00

Wendy Powell • S • 5-9 • Vista, Calif. • Rancho Buena Vista High School										
Season	GP-MP	K-KPG	E	TA	PCT	AST-APG	SA	DG-DPG	BS-BA-TB	BPG
1995	15-9	5-0.33	0	14	.357	66-4.40	1	7-0.47	0-2-2	0.13

Miriam Quinnett • MH • 5-11 • Rolling Meadows, Ill. • Rolling Meadows High School										
Season	GP-MP	K-KPG	E	TA	PCT	AST-APG	SA	DG-DPG	BS-BA-TB	BPG
1979	--	223-n/a	149	604	.123	--	51	--	159	--
1980	--	203-n/a	93	528	.208	--	33	--	85	--
Totals	--	426-n/a	242	1132	.163	--	84	--	244	--

Catherine Rebarchak • MB/OH • 6-2 • Mobile, Ala. • St. Paul's Episcopal High School										
Season	GP-MP	K-KPG	E	TA	PCT	AST-APG	SA	DG-DPG	BS-BA-TB	BPG
2010	107-32	234-2.19	111	575	.214	6-0.06	8	86-0.80	7-72-79	0.74
2011	119-34	211-1.77	111	510	.196	8-0.07	15	66-0.55	8-91-99	0.83
2012	85-29	187-2.20	103	477	0.176	3-0.04	0	22-0.26	6-43-49	0.58
2013	106-29	304-2.87	112	750	.256	3-0.03	2	56-0.53	2-76-78	0.74
Totals	417-124	936-2.24	437	2312	.216	20-0.05	25	230-0.55	23-282-305	0.73

Linda Reichl • OH • 6-1 • West Bend, Wis. • East High School										
Season	GP-MP	K-KPG	E	TA	PCT	AST-APG	SA	DG-DPG	BS-BA-TB	BPG
1984	134-35	263-1.96	103	624	.256	34-0.25	36	216-1.61	36-110-146	1.09
1985	129-38	475-3.68	153	1275	.253	14-0.11	52	292-2.26	9-72-81	0.63
1986	74-20	251-3.39	74	635	.279	18-0.24	25	190-2.57	13-35-48	0.65
1987	146-38	518-3.55	162	1397	.255	31-0.21	61	399-2.73	11-62-73	0.50
Totals	483-131	1507-3.12	492	3931	.258	97-0.20	174	1097-2.27	79-279-348	0.72

Juliana Reisinger • DS • 5-6 • Coto De Ca, Calif. • Santa Margarita Catholic High School										
Season	GP-MP	K-KPG	E	TA	PCT	AST-APG	SA	DG-DPG	BS-BA-TB	BPG
2017	112-33	0-0.00	0	1	.000	10-0.09	10	50-0.45	0-0-0	0.00
2018	130-33	0-0.00	0	6	.000	17-0.13	27	109-0.84	0-0-0	0.00
Totals	242-66	0-0.00	0	7	.000	27-0.07	37	159-0.66	0-0-0	0.00

Melissa Risher • S • 5-9 • Alpine, Utah • American Fork High School/ Utah Valley State										
Season	GP-MP	K-KPG	E	TA	PCT	AST-APG	SA	DG-DPG	BS-BA-TB	BPG
1999	6-4	1-0.20	1	3	.000	36-7.20	0	6-1.20	0-1-1	0.20
2000	102-32	56-0.55	28	159	.176	1123-11.01	18	215-2.11	6-22-28	0.27
Totals	108-36	57-0.53	2	162	.173	1159-10.73	18	221-2.04	6-23-29	0.27

Linnea Rohrsen • DS • 5-4 • Chicago, Ill. • Nazareth Academy										
Season	GP-MP	K-KPG	E	TA	PCT	AST-APG	SA	DG-DPG	BS-BA-TB	BPG
2014	11-9	0-0.00	0	0	.000	0-0.00	0	1-0.09	0-0-0	0.00
2015	9-6	0-0.00	0	0	.000	0-0.00	0	2-0.22	0-0-0	0.00
2016	64-28	0-0.00	0	1	.000	2-0.03	2	17-0.2	0-0-0	0.00
Totals	84-43	0-0.00	0	1	.000	2-0.02	2	20-0.24	0-0-0	0.00

Amy Schweitzer • S • 5-10 • Brookfield, Wis. • Catholic Memorial High School										
Season	GP-MP	K-KPG	E	TA	PCT	AST-APG	SA	DG-DPG	BS-BA-TB	BPG
1998	41-22	7-0.17	3	14	.286	116-2.86	1	35-0.85	0-1-1	0.02

Meagan Sesselmann • OH • 5-10 • Muskegon, Mich. • Muskegon Catholic Central High School										
Season	GP-MP	K-KPG	E	TA	PCT	AST-APG	SA	DG-DPG	BS-BA-TB	BPG
2006	4-4	1-0.25	0	2	.500	0-0.00	0	1-0.25	0-0-0	0.00
2007	1-1	0-0.00	1	1	-1.000	0-0.00	0	0-0.00	0-0-0	0.00
Totals	5-5	1-0.20	1	3	.000	0-0.00	0	1-0.20	0-0-0	0.00

Lindsay Shondell • S • 5-6 • Muncie, Ind. • Muncie Central High School/Cal State Fullerton										
Season	GP-MP	K-KPG	E	TA	PCT	AST-APG	SA	DG-DPG	BS-BA-TB	BPG
2004	9-5	6-0.67	0	8	.750	91-10.11	1	12-1.33	0-2-2	0.22
2005	17-12	1-0.06	1	2	.000	31-1.82	2	13-0.76	0-0-0	0.00
2006	92-30	11-0.12	3	41	.195	447-4.86	12	86-0.93	0-0-0	0.00
Totals	118-47	18-0.15	4	51	.275	569-4.82	15	111-0.94	0-2-2	0.22

Alexa Smith • MH • 6-2 • Frankfort, Ind. • Clinton Prairie High School										
Season	GP-MP	K-KPG	E	TA	PCT	AST-APG	SA	DG-DPG	BS-BA-TB	BPG
2015	111-33	80-0.72	38	289	.145	19-0.17	21	227-2.05	4-16-20	0.18

Marianne Smith • MH • 6-2 • Frankfort, Ind. • Clinton Prairie High School										
Season	GP-MP	K-KPG	E	TA	PCT	AST-APG	SA	DG-DPG	BS-BA-TB	BPG
1982	n/a-26	10-n/a	7	53	.057	--	3	4-n/a	4-5-9	--
1983	119-32	240-2.02	92	553	.268	12-0.10	48	173-1.45	61-101-162	1.36
1984	144-37	430-2.99	145	986	.289	27-0.19	93	311-2.16	66-118-184	1.28
1985	136-38	568-4.18	139	1225	.350	43-n/a	65	384-n/a	67-145-212	1.56
Totals	399-133	1248-n/a	383	2817	.307	82-n/a	209	872-2.18	198-369-567	n/a

Laura St. John • OH • 6-0 • Yorba Linda, Calif. • Esperanza High School										
Season	GP-MP	K-KPG	E	TA	PCT	AST-APG	SA	DG-DPG	BS-BA-TB	BPG
2000	51-25	4-0.08	3	32	.031	3-0.06	5	73-1.43	0-0-0	0.00

2001	47-16	5-0.11	2	24	.125	21-0.45	8	87-1.85	0-0-0	0.00
Totals	98-41	9-0.09	5	56	.071	24-0.24	13	160-1.63	0-0-0	0.00

Azariah Stahl • OH • 6-0 • Elkhart, Ind. • Elkhart Central High School										
Season	GP-MP	K-KPG	E	TA	PCT	AST-APG	SA	DG-DPG	BS-BA-TB	BPG
2014	95-31	166-1.75	72	427	.220	3-0.03	0	22-0.23	7-23-30	0.32
2015	106-33	191-1.80	92	553	.179	6-0.06	0	36-0.34	9-30-39	0.37
2016	129-33	326-2.53	178	941	.157	33-0.26	17	305-2.36	18-34-52	0.40
2017	117-33	273-2.33	99	699	.249	37-0.32	25	278-2.38	14-44-58	0.50
Totals	447-130	956-2.10	441	2620	.201	79-0.15	42	641-1.33	48-131-179	0.40

Suzanne Stewart • OH • 6-0 • LaPorte, Ind. • LaPorte High School										
Season	GP-MP	K-KPG	E	TA	PCT	AST-APG	SA	DG-DPG	BS-BA-TB	BPG
1992	19-12	6-0.32	2	18	.222	3-0.16	5	25-1.32	0-4-4	0.21
1993	21-14	10-0.48	7	29	.103	1-0.05	1	24-1.14	0-6-6	0.29
1994	106-29	246-2.32	151	828	.115	14-0.13	18	225-2.12	7-34-41	0.39
1995	97-28	165-1.70	87	473	.165	17-0.18	21	153-1.58	9-72-81	0.84
Totals	243-83	427-1.76	247	1348	.134	35-0.14	45	427-1.76	16-116-132	0.54

Lynn Takala • DS • 5-8 • Minnetonka, Minn. • Hopkins High School										
Season	GP-MP	K-KPG	E	TA	PCT	AST-APG	SA	DG-DPG	BS-BA-TB	BPG
2000	83-26	5-0.06	6	26	-.038	11-0.13	11	109-1.31	0-1-1	0.01
2001	18-9	1-0.06	0	3	.333	2-0.11	1	21-1.17	0-0-0	0.00
Totals	101-35	6-0.06	6	29	.000	13-0.13	12	130-1.29	0-1-1	0.01

Emma Terwilliger • DS • 5-5 • Valparaiso, Ind. • Valparaiso High School										
Season	GP-MP	K-KPG	E	TA	PCT	AST-APG	SA	DG-DPG	BS-BA-TB	BPG
2018	9-8	0-0.00	0	0	.000	0-0.00	0	1-0.11	0-0-0	0.00
Totals	9-8	0-0.00	0	0	.000	0-0.00	0	1-0.11	0-0-0	0.00

Ariel Turner • OH • 6-1 • Highlands Ranch, Colo. • Mountain Vista High School										
Season	GP-MP	K-KPG	E	TA	PCT	AST-APG	SA	DG-DPG	BS-BA-TB	BPG
2009	117-31	287-2.45	132	854	.181	6-0-05	10	117-1.00	10-45-55	0.47
2010	128-34	478-3.73	185	1420	.206	19-0-15	17	228-1.78	11-67-78	0.61
2011	121-33	586-4.84	177	1682	.243	27-0-22	20	344-2.84	23-63-86	0.71
2012	124-33	555-4.48	184	1622	0.229	16-0-13	28	321-2.75	22-61-83	0.62
Totals	490-131	1906-3.89	678	5578	.220	68-0-14	75	1030-2.10	66-236-302	0.67



Emily Williams • MH • 6-2 • Mishawaka, Ind. • Mishawaka Marian High School

Season	GP-MP	K-KPG	E	TA	PCT	AST-APG	SA	DG-DPG	BS-BA-TB	BPG
2004	39-18	43-1.10	19	114	.211	0-0.00	1	5-0.13	6-21-27	0.69
2005	Redshirted									
2006	47-24	36-0.77	16	100	.200	2-0.04	0	5-0.11	3-33-36	0.77

Erin Williams • MB • 5-11 • Cerritos, Calif. • LMU

Season	GP-MP	K-KPG	E	TA	PCT	AST-APG	SA	DG-DPG	BS-BA-TB	BPG
2017	16-13	16-1.00	6	28	.357	1-0.06	0	1-0.06	1-7-8	0.50
2018	12-9	7-0.58	3	16	.250	0-0.00	0	2-0.17	0-7-7	0.58
Totals	28-22	23-0.82	9	44	.607	1-0.06	0	3-0.17	1-14-15	0.54

Jennie Williams • MH • 6-0 • Marysville, Mich. • Marysville High School

Season	GP-MP	K-KPG	E	TA	PCT	AST-APG	SA	DG-DPG	BS-BA-TB	BPG
1997	87-30	76-0.87	38	191	.199	10-0.11	13	96-1.10	2-33-35	0.40
1998	91-28	44-0.48	35	143	.063	31-0.34	5	92-1.01	5-36-41	0.45
2000	52-17	94-1.81	30	241	.266	5-0.10	2	96-1.85	8-40-48	0.92
Totals	230-75	214-0.93	103	575	.193	46-0.20	20	284-1.23	15-109-124	0.54

Becky Winsett • OH • 6-0 • Boonville, Ind. • Boonville High School

Season	GP-MP	K-KPG	E	TA	PCT	AST-APG	SA	DG-DPG	BS-BA-TB	BPG
1981	n/a-33	26-n/a	18	67	.119	--	1	--	0-5-5	--
1982	n/a-19	9-n/a	8	32	.031	--	1	--	1-1-2	--
1983	42-26	26-0.62	13	72	.181	1-0.02	4	32-0.76	2-0-2	0.05
1984	127-35	248-1.95	135	736	.154	23-0.18	25	256-2.02	5-26-31	0.24
Totals	169-113	309-n/a	174	907	.149	24-0.14	31	288-n/a	8-32-40	--

Leah Wischmeier • OH • 6-0 • Brownstown, Ind. • Brownstown High School

Season	GP-MP	K-KPG	E	TA	PCT	AST-APG	SA	DG-DPG	BS-BA-TB	BPG
2001	90-27	213-2.37	132	675	.120	24-0.27	16	197-2.19	4-17-21	0.23
2003	119-31	413-3.47	178	1093	.215	30-0.25	21	187-1.57	5-35-40	0.34
2004	118-32	463-3.92	144	1182	.270	20-0.17	8	127-1.08	3-37-40	0.34
2005	29-10	85-2.93	26	217	.272	0-0.00	0	10-0.34	3-10-13	0.32
Totals	356-100	1174-3.30	480	3167	.219	74-0.21	45	521-1.46	15-99-114	0.32

JoAnn Wissen • OH • 5-10 • Arlington Heights, Ill. • Rolling Meadows High School

Season	GP-MP	K-KPG	E	TA	PCT	AST-APG	SA	DG-DPG	BS-BA-TB	BPG
1979	--	21-n/a	9	59	.203	--	3	--	1	--
1980	--	314-n/a	156	941	.168	--	49	--	20	--
1981	--	260-n/a	91	768	.220	--	54	--	11-32-43	--
1982	n/a-34	222-n/a	92	617	.211	--	51	--	16-15-31	--
Totals	n/a-34	817-n/a	348	2385	.197	--	157	--	27-47-95	--

Kate Workman • DS • 5-6 • Valparaiso, Ind. • Valparaiso High School

Season	GP-MP	K-KPG	E	TA	PCT	AST-APG	SA	DG-DPG	BS-BA-TB	BPG
2013	23-12	0-0.00	0	0	.000	2-0.09	2	16-0.70	0-0-0	0.00
2014	114-32	0-0.00	0	1	.000	23-0.20	13	216-1.89	0-0-0	0.00
2015	109-31	2-0.02	1	4	.250	17-0.16	10	142-1.30	0-0-0	0.00
Totals	246-75	2-0.014	1	5	.200	42-0.17	25	374-1.52	0-0-0	0.00

Tiffany Yoskey • MH • 6-2 • Canal Fulton, Ohio • Northwest High School

Season	GP-MP	K-KPG	E	TA	PCT	AST-APG	SA	DG-DPG	BS-BA-TB	BPG
1999	11-7	6-0.55	5	22	.045	0-0.00	1	3-0.27	1-3-4	0.36
2000	94-31	134-1.43	72	364	.170	4-0.04	0	22-0.23	8-76-84	0.89
2001	89-29	79-0.89	47	261	.123	31-0.35	25	160-1.80	2-61-63	0.71
2002	126-33	217-1.72	98	547	.218	11-0.09	34	86-0.68	3-74-77	0.61
Totals	320-100	436-1.36	222	1194	.179	46-0.14	60	271-0.85	14-214-228	0.71



ATHLETIC ALL-AMERICANS



Jane Neff
6-1, MH
Russell Athletic
Honorable Mention, 1982
Volleyball Monthly/ASICS Tiger
3rd Team, 1982



Stephanie Lynch
6-3, MH
AVCA
Honorable Mention 2006, 2007
1st Team, 2008
Volleyball Magazine
2nd team, 2008



Annie Drews
6-4, OH
AVCA
Honorable Mention, 2014



Joan King
6-1, OH/MH
Volleyball Monthly/ASICS Tiger
Honorable Mention, 1983



Jaclyn Hart
6-0, S
AVCA
3rd Team, 2010



Danielle Cuttino
6-4, MB
AVCA
Honorable Mention, 2015
1st Team, 2017
PrepVolleyball
Honorable Mention, 2016
2nd Team, 2017
VolleyballMag
3rd Team, 2015
2nd Team, 2017
VolleyMob
3rd Team, 2017



Annette Bauer
5-10, S
Volleyball Monthly/ASICS Tiger
Honorable Mention
1983, 1984



Tiffany Fisher
6-2, MH
AVCA
Honorable Mention, 2011



Sherridan Atkinson
6-5, OH
AVCA
Honorable Mention, 2017



Marianne Smith
6-2, MH
Russell Athletic
2nd Team, 1984
1st Team, 1985
Volleyball Monthly/ASICS Tiger
Honorable Mention, 1984
1st Team, 1985



Ariel Turner
6-1, OH
AVCA
1st Team, 2011
2nd Team, 2012
Volleyball Magazine
1st team, 2011
3rd team, 2012



Ashley Evans
6-1, S
AVCA
Honorable Mention, 2017



Debbie McDonald
6-1, OH/MB
Russell Athletic
2nd Team, 1987, 1988, 1989
Volleyball Monthly/ASICS Tiger
Honorable Mention
1987, 1988, 1989



KiKi Jones
6-1, MB
AVCA
Honorable Mention, 2013



Renata Dargan
6-0, S
AVCA
Honorable Mention, 2005



Val Nichol
6-1, S/OH
AVCA
3rd Team, 2013
Honorable Mention, 2014



AVCA National Player of the Week

- 2006 — Stephanie Lynch (Nov. 20)
- 2011 — Ariel Turner (Oct. 31)
- Rachel Davis (Nov. 14)
- 2012 — Ariel Turner (Nov. 27)

The Southland Olympia Award In Pursuit of Excellence

- 1984 — Jane Neff

Midwest All-Region

- 1981 — Jane Neff
- JoAnn Wissen
- 1982 — Kate Crandell
- Joan King
- 1983 — Kim Corwin
- Kate Crandell
- 1985 — Linda Reichl

North Central All-Region

- 1986 — Debbie Leeman
- Debbie McDonald
- 1987 — Debbie McDonald
- Linda Reichl
- 1988 — Debbie McDonald

Mideast All-Region

- 1989 — Debbie McDonald (1st Team)
- 1990 — Amber Douglas (2nd Team)
- 1992 — Darcy Jones (2nd Team)
- 1993 — Carey Burvis (2nd Team)
- 2004 — Kim McConaha (HM)
- 2005 — Renata Dargan (1st Team)
- Stephanie Lynch (HM)
- 2006 — Stephanie Lynch (1st Team)
- 2007 — Stephanie Lynch (1st Team)
- 2008 — Stephanie Lynch (1st Team)
- Kristen Arthurs (HM)
- Kelli Miller (HM)
- 2010 — Jaclyn Hart (1st Team)
- 2011 — Tiffany Fisher (1st Team)
- Ariel Turner (1st Team)
- 2012 — Ariel Turner (1st Team)

Northeast All-Region

- 2013 — Val Nichol (1st Team)
- KiKi Jones (1st Team)
- Carly Cramer (HM)
- Catherine Rebarchak (HM)
- 2014 — Annie Drews (HM)
- Val Nichol (HM)
- 2015 — Annie Drews (1st Team)
- Faye Adelaja (1st Team)
- Danielle Cuttino (1st Team)
- 2016 — Faye Adelaja (1st Team)
- Danielle Cuttino (1st Team)
- 2017 — Danielle Cuttino (1st Team)
- Sherridan Atkinson (3rd Team)
- Ashley Evans (HM)
- 2018 — Sherridan Atkinson (1st Team)
- Blake Mohler (1st Team)

AIAW Regional

All-Tournament Team

- 1978 — Joanie Kampen
- 1979 — Colleen DeMeyer
- Mary Fischl
- Becky Held
- 1980 — Mary Fischl
- Becky Held

NCAA Regional

All-Tournament Team

- 1981 — Jane Neff (South)
- JoAnn Wissen (South)
- 1982 — Kate Crandell (Mideast)
- Joan King (Mideast)
- 1983 — Kim Corwin (Mideast)
- Kate Crandell (Mideast)
- 1985 — Linda Reichl (Mideast)
- 2005 — Renata Dargan (College Station, Texas)
- 2008 — Kristen Arthurs (Fort Collins, Colo.)
- Stephanie Lynch (Fort Collins, Colo.)
- 2010 — Jaclyn Hart (Austin, Texas)
- Ariel Turner (Austin, Texas)
- 2012 — Ariel Turner (West Lafayette, Ind.)
- 2013 — Val Nichol (Champaign, Ill.)

World University Student Games Team

- 1984 — Marianne Smith
- 1985 — Marianne Smith

United States National "B" Team

- 1988 — Debbie McDonald

United States Junior National Team

- 1984 — Kim Corwin
- 1985 — Linda Reichl

United States Olympic Festival

- 1982 — Annette Bauer (silver)
- 1983 — Kate Crandell (silver)
- 1986 — Linda Reichl (silver)
- 1987 — Debbie McDonald (gold)

Yugo East-West College

All-Star Classic

- 1987 — Linda Reichl
- Head coach Carol Dewey



ALL-BIG TEN (67)

1983	—	Annette Bauer (1st Team) Kate Crandell (2nd Team) Jan Hoosline (2nd Team) Joan King (2nd Team)
1984	—	Kate Crandell (1st Team) Marianne Smith (1st Team) Annette Bauer (2nd Team) Kim Corwin (2nd Team)
1985	—	Marianne Smith (1st Team) Kim Corwin (2nd Team) Linda Reichl (2nd Team) Cheryl Flowers (HM)
1986	—	Debbie McDonald (2nd Team) Debbie Leeman (HM) Barbara Meeker (HM) Linda Reichl (HM)
1987	—	Debbie McDonald (1st Team) Linda Reichl (1st Team) Becky Kanitz (HM) Barbara Meeker (HM) Darcy Orin (HM)
1988	—	Debbie McDonald (1st Team) Becky Kanitz (HM)
1989	—	Debbie McDonald (1st Team)
1990	—	Amber Douglas (2nd Team) Kelly Niedbalski (2nd Team) Monica Ball (HM) Jill Whiteman (HM)
1991	—	Darcy Jones (HM)
1992	—	Darcy Jones (2nd Team) Donna Gill (HM)
1993	—	Carey Burvis (1st Team)
1995	—	Brooke White (HM)
1996	—	Brooke White (1st Team)
1998	—	Bev Krupa (HM)
1999	—	Aneska Arosarena (HM)
2003	—	Renata Dargan (HM) Kim McConaha (HM)
2004	—	Kim McConaha (1st Team) Renata Dargan (HM)
2005	—	Renata Dargan (1st Team) Stephanie Lynch (HM)
2006	—	Stephanie Lynch (1st Team) Samantha Mader (HM)
2007	—	Stephanie Lynch (1st Team)
2008	—	Stephanie Lynch (1st Team)
2009	—	Tiffany Fisher (HM)
2010	—	Jaclyn Hart (1st Team)
2011	—	Tiffany Fisher (1st Team) Ariel Turner (1st Team)
2012	—	Ariel Turner (1st Team) Carly Cramer (HM)
2013	—	Val Nichol (1st Team) Carly Cramer (HM)
2014	—	Val Nichol (1st Team) Annie Drews (1st Team)
2015	—	Annie Drews (1st Team) Faye Adelaja (HM)
2016	—	Danielle Cuttino (1st Team) Faye Adelaja (HM)
2017	—	Sherridan Atkinson (1st Team) Danielle Cuttino (1st Team)
2018	—	Sherridan Atkinson (1st Team) Blake Mohler (1st Team)

PURDUE ALL-TIME BIG TEN PLAYERS OF THE WEEK (since 1984)

1984 Oct. 2 Oct. 31 Nov. 7	Marianne Smith Kim Corwin Kate Crandell	2008 Sept. 15 Sept. 15 (Def.) Oct. 20 Oct. 20 (Def.) Nov. 17 (Def.) Dec. 1 (Def.)	Stephanie Lynch Kelli Miller Stephanie Lynch Kelli Miller Stephanie Lynch Stephanie Lynch
1985 Oct. 22 Nov. 26	Marianne Smith Linda Reichl	2009 Sept. 21 (Freshman) Oct. 19 (Freshman) Nov. 9 (Freshman) Nov. 16 (Freshman) Nov. 23 (Freshman)	Ariel Turner Ariel Turner Anna Drewry Anna Drewry Anna Drewry
1987 Dec. 1	Debbie McDonald	2011 Aug. 29 (Freshman) Oct. 3 Oct. 10 Oct. 17 (Freshman & Def.) Oct. 31 Nov. 7 Nov. 7 (Freshman & Def.) Nov. 14 (Def.)	Kierra Jones Ariel Turner Ariel Turner Kierra Jones Ariel Turner Ariel Turner Kierra Jones Rachel Davis
1988 Oct. 18 Nov. 15	Debbie McDonald Becky Kanitz	2012 Sept. 24 (Def.) Sept. 24 (Freshman) Oct. 1 Oct. 15 (Def.) Nov. 26	Carly Cramer Annie Drews Ariel Turner Ariel Turner Ariel Turner
1989 Nov. 21	Debbie McDonald	2013 Sept. 16 (Freshman & Def.) Oct. 21 Oct. 28 (Def.)	Faye Adelaja Val Nichol KiKi Jones
1990 Oct. 2 Nov. 6 Nov. 13	Monica Ball Jill Whiteman Kelly Niedbalski	2014 Sept. 1 (Setter) Nov. 17 (Def.)	Val Nichol Amanda Neill
1993 Sept. 7	Carey Burvis	2015 Nov. 16 Oct. 12 Oct. 5	Annie Drews Annie Drews Annie Drews
1994 Oct. 10	Brooke White	2016 Sept. 21	Danielle Cuttino
1995 Nov. 6	Brooke White	2017 Oct. 2 (Setter) Nov. 13 (Setter) Nov. 13 Nov. 27 (Setter)	Ashley Evans Ashley Evans Sherridan Atkinson Ashley Evans
1996 Sept. 3	Brooke White	2018 Aug. 27 Sept. 4 (Def.) Oct. 29	Sherridan Atkinson Brooke Peters Sherridan Atkinson
1999 Oct. 4	Aneska Arosarena		
2003 Sept. 29	Leah Wischmeier		
2004 Sept. 6	Kim McConaha		
2005 Sept. 5 Sept. 12 Oct. 10 (Def.) Nov. 28 (Def.)	Renata Dargan Renata Dargan Anne Mastandrea Renata Dargan		
2006 Sept. 4 (Def.) Oct. 9 Oct. 9 (Def.) Nov. 20	Kelli Miller Danita Merlau Kelli Miller Stephanie Lynch		
2007 Aug. 27 (Def.) Oct. 22 (Def.) Nov. 5 (Def.)	Anne Mastandrea Kelli Miller Stephanie Lynch		

ALL-BIG TEN FRESHMAN TEAM

2000	—	Joanna Lowry
2002	—	Renata Dargan
2003	—	Melanie Ukovich
2005	—	Stephanie Lynch Danita Merlau
2009	—	Ariel Turner
2010	—	Catherine Rebarchak
2011	—	Kierra Jones
2012	—	Annie Drews
2014	—	Danielle Cuttino

BIG TEN ATHLETE OF THE YEAR

1982-83	—	Jane Neff (runner-up)
1985-86	—	Marianne Smith (runner-up)

BIG TEN PLAYER OF THE YEAR

1984	—	Marianne Smith
1985	—	Marianne Smith
2011	—	Ariel Turner

BIG TEN FRESHMAN OF THE YEAR

1986	—	Debbie McDonald
------	---	-----------------

ALL-BIG TEN TOURNAMENT TEAM

1980	—	Mary Fischl Becky Held
1981	—	Kate Crandell Jane Neff
1982	—	Kate Crandell Jane Neff JoAnn Wissen



ACADEMIC ALL-AMERICANS



Jane Neff
GTE Academic All-America
1st Team, 1982



Jan Hoosline
GTE Academic All-America
3rd Team, 1983



Annette Bauer
GTE Academic All-America
1st Team, 1984



Cheryl Flowers
GTE Academic All-America
2nd Team, 1985



Barbara Meeker
GTE Academic All-America
2nd Team, 1987
3rd Team, 1988



Leah Wischmeier
ESPN The Magazine
Academic All-America
2nd Team, 2004



Ariel Turner
6-1, OH
Capital One
Academic All-America
2nd Team, 2011
1st Team, 2012



Ashley Evans
6-1, S
CoSIDA
Academic All-America
3rd Team, 2015
2nd Team, 2016, 2017

Academic All-American of the Year

2012 — Ariel Turner

GTE Academic All-District V

1982 — Jane Neff (1st Team)
1983 — Jan Hoosline (3rd Team)
1984 — Annette Bauer (1st Team)
1985 — Cheryl Flowers (2nd Team)
1987 — Barbara Meeker (2nd Team)
1988 — Barbara Meeker (3rd Team)

CoSIDA Academic All-District V

1982 — Jane Neff
1983 — Jan Hoosline
1984 — Annette Bauer
Kate Crandell
Becky Winsett
1985 — Kim Corwin
Cheryl Flowers
1987 — Barbara Meeker
1988 — Barbara Meeker
1994 — Kelli Kerkhoff
Brooke White
1996 — Lauri Grimes
1999 — Taryn Catlin
Connie Paul
2000 — Melissa Risher (2nd team)
2003 — Leah Wischmeier
Daren Poe (2nd team)
2004 — Daren Poe
Leah Wischmeier
2005 — Renata Dargan
2006 — Danita Merlau (2nd team)
2007 — Danita Merlau (2nd team)
2008 — Kristen Arthurs (1st team)
Stephanie Lynch (2nd team)
Danita Merlau (2nd team)
2009 — Kristen Arthurs (1st team)
2010 — Kristen Arthurs (1st team)
2011 — Ariel Turner (1st team)
2012 — Ariel Turner (1st team)
— Rachel Davis (2nd team)
2013 — Faye Adelaja
2015 — Ashley Evans
2016 — Ashley Evans
2017 — Ashley Evans

Phi Beta Kappa

Highest National Scholastic Honor

1983-84 — Jan Hoosline
1988-89 — Barbara Meeker
1995-96 — Stacey Mondino
2000-01 — Lori Knicker

Phi Kappa Phi

National Honor Society

1976-77 — Nancy Huliba
1981-82 — Donna Hardesty
1983-84 — Jan Hoosline
1988-89 — Barbara Meeker

Mortar Board

1981-82 — Anne McMenamy
1982-83 — Jane Neff
1983-84 — Jan Hoosline
1984-85 — Becky Winsett
1985-86 — Cheryl Flowers
1988-89 — Barbara Meeker
1994-95 — Stacey Mondino

1996-97 — Sarina Harris
1997-98 — Linda Menconi
2003-04 — Jen Bova
2005-06 — Leah Wischmeier

Mortar Board

Outstanding Scholar Athlete

1978-79 — Joanie Kampen
1983-84 — Jan Hoosline
1988-89 — Barbara Meeker

Golden Key

1987-88 — Barbara Meeker
1995-96 — Stacey Mondino
1996-97 — Linda Menconi

Alpha Lambda Delta

National Freshman Honorary

1979-80 — Jane Neff
1980-81 — Jan Hoosline
1983-84 — Ruth Hemmer
1985-86 — Barbara Meeker
1986-87 — Jill Whitman
1987-88 — Kelly Niedbalski
1994-95 — Linda Menconi

Phi Eta Sigma Freshman Honorary

1980-81 — Jan Hoosline
1982-83 — Cheryl Flowers
1993-94 — Lauri Grimes
Sarina Harris
Kelli Kerkhoff
Brooke White
1994-95 — Linda Menconi

Omicron Delta Kappa

National Leadership Honorary

1981-82 — Donna Hardesty
1981-82 — Anne McMenamy
1983-84 — Jane Neff
1988-89 — Barbara Meeker

Gamma Sigma Alpha

Greek Academic Honorary

1996-97 — Linda Menconi

Flora Roberts

Outstanding Senior Woman

1982-83 — Jane Neff
1989-90 — Barbara Meeker

Big Ten Medal Of Honor

1981-82 — Anne McMenamy
1982-83 — Jane Neff
1983-84 — Jan Hoosline
1984-85 — Annette Bauer
1985-86 — Cheryl Flowers
1988-89 — Barbara Meeker
2012-13 — Ariel Turner

**ACADEMIC ALL-BIG TEN (172)****Must be at least a sophomore letterwinner with a cumulative grade-point average of at least 3.0**

1983 — Jan Hoosline Joan King	1997 — Taryn Catlin Kelly Colangelo Sarina Harris Linda Menconi Connie Paul	2006 — Elizabeth Jacques Krystle King Stephanie Lynch Samantha Mader Meghan McCormick Danita Merlau Kelli Miller Melanie Ukovich Emily Williams	2013 — Faye Adelaja Rachel Davis Annie Drews Hilliary Fox Katie Griffin KiKi Jones Amanda Neill Val Nichol Catherine Rebarchak Kate Workman
1984 — Annette Bauer Kate Crandell	1998 — Taryn Catlin Connie Paul Jennie Williams	2007 — Sam Gray Elizabeth Jacques Stephanie Lynch Samantha Mader Meghan McCormick Danita Merlau Kelli Miller Meagan Sesselmann	2014 — Faye Adelaja Ashley Evans KiKi Jones Amanda Neill Val Nichol
1985 — Kim Corwin Cheryl Flowers	1999 — Aneska Arosarena Christy Case Taryn Catlin Christi Kelsey Lori Knicker Connie Paul	2008 — Kristen Arthurs Stephanie Lynch Danita Merlau Kelli Miller Mandy Nichols Jessica Ullrich	2015 — Faye Adelaja Carissa Damler Lydia Dimke Annie Drews Ashley Evans Kaisley Fisher Amanda Neill Linnea Rohrsen
1986 — Barbara Meeker Linda Reichl	2000 — Christy Case Lori Knicker Lisa Parker Melissa Risher Tiffany Yoskey	2009 — Kristen Arthurs	2016 — Faye Adelaja Ashley Evans Blake Mohler Linnea Rohrsen Azariah Stahl
1987 — Barbara Meeker Jill Whiteman	2001 — Jen Bova Christy Case Lori Knicker Joanna Lowry Tiffany Yoskey	2010 — Carly Cramer Rachel Davis Courtney Gosewisch Katie Griffin Ariel Turner	2017 — Sherridan Atkinson Ashley Evans Blake Mohler Oliva Van Zelst
1988 — Sandy Burgess Amber Douglas Barbara Meeker Kelly Niedbalski Darcy Orin Jill Whiteman	2002 — Jen Bova Joanna Lowry Tiffany Yoskey	2011 — Carly Cramer Rachel Davis Hilliary Fox Katie Griffin Courtney Gosewisch Ariel Turner	2018 — Hayley Bush Blake Mohler Caitlyn Newton Julianna Resinger Olivia Van Zelst Erin Williams
1989 — Amber Douglas Kelly Niedbalski Jill Whiteman	2003 — Jen Bova Kim Cappa Daren Poe Sarah Vitali Leah Wischmeier	2012 — Rachel Davis Anna Drewry Courtney Gosewisch Katie Griffin KiKi Jones Ariel Turner	
1990 — Amber Douglas Gail Halink Darcy Jones Kelly Niedbalski Jill Whiteman	2004 — Kim Cappa Renata Dargan Andrea Kolwitz Daren Poe Melanie Ukovich Sarah Vitali Leah Wischmeier		
1991 — Carey Burvis	2005 — Renata Dargan Elizabeth Jacques Samantha Mader Meghan McCormick Melanie Ukovich Sarah Vitali Leah Wischmeier		
1992 — Lisa Bonner			
1993 — Paula Harmon Stacey Mondino			
1994 — Lauri Grimes Sarina Harris Kelli Kerkhoff Brooke White			
1995 — Lauri Grimes Sarina Harris Sue Jurkonis Kelli Kerkhoff Linda Menconi Stacey Mondino Brooke White			
1996 — Lauri Grimes Sarina Harris Sue Jurkonis Kelli Kerkhoff Linda Menconi Connie Paul Brooke White			



Purdue Team MVP

1976 — Joanie Kampen
 1977 — Joanie Kampen
 1978 — Joanie Kampen
 1979 — Colleen DeMeyer
 1980 — Becky Held, Mary Fischl
 1981 — Jane Neff
 1982 — Jane Neff
 1983 — Jan Hoosline
 1984 — Annette Bauer
 1985 — Marianne Smith
 1986 — Debbie McDonald
 1987 — Linda Reichl
 1988 — Becky Kanitz
 1989 — Debbie McDonald
 1990 — Amber Douglas
 1991 — Sarah Hopkins
 1992 — Darcy Jones
 1993 — Alisha Mitro
 1994 — No selection
 1995 — Lauri Grimes
 1996 — Lauri Grimes, Brooke White
 1997 — Taryn Catlin

Carol Dewey Mental Attitude/Toughness Award

1999 — Christy Kelsey
 2000 — Joanna Lowry
 2001 — Jen Bova
 2002 — Daren Poe
 2003 — Daren Poe
 2004 — Kim McConaha
 2005 — Leah Wischmeier
 2006 — Brittany Dildine
 2007 — Samantha Mader
 2008 — Kelli Miller
 2009 — Kristen Arthurs
 2010 — Jaclyn Hart
 2011 — Emily Ehlers
 2012 — Amanda Miller
 2013 — Katie Griffin
 2014 — Faye Adelaja
 2015 — Kaisley Fisher
 2016 — Faye Adelaja
 2017 — Carissa Damler
 2018 — Erin Williams

Red Mackey Award

1988 — Barbara Meeker
 1989 — Debbie McDonald
 1990 — Amber Douglas
 1991 — Sarah Hopkins
 1992 — Angela Wallerich
 1993 — Alisha Mitro
 1994 — Renee Glore
 1995 — Stacey Mondino
 1996 — Kelli Kerkhoff
 1997 — Linda Menconi
 1998 — Bev Krupa
 1999 — Taryn Catlin
 2000 — Melissa Risher
 2001 — Maegan Petersen
 2002 — Tiffany Yoskey
 2003 — Jen Bova
 2004 — Daren Poe
 2005 — Marie Franke
 2006 — Melanie Ukovich

2007 — Samantha Mader
 2008 — Stephanie Lynch
 2009 — Carrie Gurnell
 2010 — Jaclyn Hart
 2011 — Blair Bashen
 2012 — Amanda Miller
 2013 — Hilliary Fox
 2014 — Kaisley Fisher
 2015 —
 2016 — Amanda Niel
 2017 —
 2018 — Hayley Bush

Purdue Intercollegiate Athletics Hall of Fame Inductees

1994 — Jane (Neff) Myers
 1999 — Marianne (Smith) Orr
 2003 — Head Coach Carol Dewey
 Debbie McDonald

Athletes In Action Team

1983 — Becky Winsett

Mollenkopf Outstanding Senior Athlete

1982-83 — JoAnn Wissen
 1983-84 — Jan Hoosline
 1984-85 — Kate Crandell
 1985-86 — Cheryl Flowers

Varsity Walk Award

1982-83 — Jane Neff
 1985-86 — Marianne Smith
 2012-13 — Ariel Turner

SUE JURKONIS STRENGTH AWARDS
 Named for the former volleyball player
 who died following a battle with brain cancer

Most Improved Freshman

1999 — Lisa Parker
 2000 — Joanna Lowry
 2001 — Kim McConaha
 2002 — Marie Franke
 2003 — Jenny Keresztes
 2004 — Emily Williams
 2005 — Danita Merlau
 2006 — Carrie Gurnell
 2007 — Kristen Arthurs
 2008 — Emily Ehlers
 2009 — Brittany Lee
 2010 — Hillary Fox
 2011 — Kaisley Fisher
 2012 — Annie Drews
 2013 — Ashley Evans
 2014 — Danielle Cuttino
 2015 — Blake Mohler
 2016 — Lexi Dorn
 2017 — Hayley Bush
 2018 — Jael Johnson

Strongest Freshman

1999 — Lisa Parker
 2000 — Jen Bova
 2001 — Leah Wischmeier
 2002 — Lauren Carlson
 2003 — Brittany Dildine
 2004 — Sammi Mader
 2005 — Kelli Miller
 2006 — Sam Gray
 2007 — Jessica Ullrich
 2008 — Amanda Miller
 2009 — Courtney Gosewisch
 2010 — Elena Perri
 2011 — Val Nichol
 2012 — Sam Epenesa
 2013 — Faye Adelaja
 2014 — Ashley Evans
 2015 — Brooke Peters
 2016 — Natalie Haben
 2017 — Jena Otec
 2018 — Marissa Hornung

Most Improved Upperclassman

1999 — Christi Kelsey
 2000 — Lori Knicker
 2001 — Tiffany Yoskey
 2002 — Joanna Lowry
 2003 — Renata Dargan
 2004 — Lauren Berg
 2005 — Brittany Dildine
 2006 — Danita Merlau
 2007 — Meagan Sesselmann
 2008 — Blair Bashen
 2009 — Amanda Miller
 2010 — Ariel Turner
 2011 — Anna Drewry
 2012 — Kiki Jones
 2013 — Katie Griffin
 2014 — Kaisley Fisher
 2015 — Kate Workman
 2016 — Shavona Cuttino
 2017 — Carissa Damler
 2018 — Shavona Cuttino

Strongest Upperclassman

1999 — Connie Paul
 2000 — Lisa Parker
 2001 — Jen Bova
 2002 — Kim Cappa
 2003 — Kim Cappa
 2004 — Kim McConaha
 2005 — Renata Dargan
 2006 — Brittany Dildine
 2007 — Meghan McCormick
 2008 — Stephanie Lynch
 Kelli Miller
 2009 — Blair Bashen
 2010 — Blair Bashen
 2011 — Emily Ehlers
 2012 — Amanda Miller
 2013 — Sam Epenesa
 2014 — Amanda Neill
 2015 — Amanda Neill
 2016 — Danielle Cuttino
 2017 — Ashley Evans



Faye Adelaja


6-1 • Middle • Baton Rouge, La.
PrepVolleyball All-American 2016
AVCA All-American 2015

- Two-time All-American, two-time All-Northeast Region and two-time All-Big Ten (2015, 2016)
- Ranks second in program history with a career .362 hitting percentage
- Ranks eighth all-time with 341 career block assists
- Owns three top-10 single-season marks as her .397 hitting percentage in 2015 ranks her second all-time, her .367 hitting percentage in 2016 ranks fifth all-time and her 127 block assists in 2013 rank ninth.
- Hit .800 (12-0-15) against Maryland on Oct. 3, 2015, marking the best hitting percentage with 15-19 attempts in a four-set match in program history
- Hit at a .690 clip (21-1-29) at No. 3 Wisconsin, on Nov. 5, 2016, tying for the best hitting percentage with 20-plus attempts in a five-set match in program history
- One of just 12 players in Purdue history with 700 kills and 350 blocks

Sherridan Atkinson

6-5 • Outside • Long Beach, Calif
AVCA All-American 2016
PrepVolleyball All-American 2016
Volleyball Magazine All-American 2016

- Claimed All-America honors with a third-team selection
- Garnered All-America Honor Mention by PrepVolleyball and Volleyball Magazine
- Was a unanimous All-Big Ten selection
- Received AVCA All-Northeast Region Recognition
- Earned Academic All-Big Ten Honors
- Set career-best totals with 394 kills and a 3.40 kills per set average on 855 swings to record a .322 hitting percentage, along with 23 aces, 108 digs and 86 blocks over the course of 116 sets



Annette Bauer

5-10 • Setter • Menomonee Falls, Wis.
Volleyball Monthly/ASICS Tiger All-American 1983, 1984
GTE Academic All-American 1984

- First setter in Purdue history to start all four years; played every point of every match each season
- Helped lead the Boilermakers to the NCAA Tournament all four years
- Earned first team All-Big Ten and Volleyball Monthly magazine honorable mention All-America accolades in 1983 after posting 1,153 assists and a .303 hitting percentage
- Garnered second team All-Big Ten and Volleyball Monthly magazine honorable mention in 1984, ranking second in the Big Ten in hitting (.336), fourth in assists (9.88) and 10th in digs (2.84)
- Named to the GTE Academic All-America first team in 1984, while also earning Academic All-Big Ten and CoSIDA Academic All-District V honors
- Awarded Big Ten Medal of Honor in 1984
- Team MVP and team captain in 1984
- Member of the North Zone squad at the 1982 National Sports Festival
- Ranks third on Purdue career assists list with 4,568



Danielle Cuttino

6-4 • Outside Hitter / Middle Blocker • Indianapolis, Ind.

Volleyball Magazine All-American 2016, 2017

PrepVolleyball All-American 2016, 2017

AVCA All-American 2015, 2017

VolleyMob All-American 2017

- Two-time All-American and three-time All-Northeast Region (2015, 2016, 2017)
- Unanimous All-Big Ten selection in 2016 and 2017
- All-Big Ten Freshman Team in 2014
- Tallied 21 kills vs. Iowa State on Dec. 1, 2016, ranking tied for fifth all-time in a three-set match in program history
- Ranked first in the Big Ten and 15th in the nation with 530 kills and ranked third in the Big Ten and 39th in the nation with a 4.11 kills per set average in her first collegiate season competing as an outside hitter while also hitting .272 with 78 blocks.
- In her career as a middle blocker, she competed in 201 sets she totaled 384 kills, a .328 hitting percentage, 203 blocks and 1.01 blocks per set.



Renata Dargan

6-0 • Setter • New Lenox, Ill.

AVCA All-American 2005


- Purdue's career assists leader with 5,871, a tally which ranks sixth all-time in the Big Ten
- Led Purdue in assists all four years, while guiding the team to the NCAA Tournament in 2004 and 2005, snapping a 14-year postseason drought
- Garnered AVCA honorable mention All-America, first team All-Mideast Region and unanimous first team All-Big Ten honors in 2005 after averaging 12.61 assists per game to go with 1.54 kills, 1.90 digs and 0.83 blocks per game and leading the Boilermakers to the NCAA Sweet 16
- Owns three of the Top 10 season assist marks in Purdue history, at second, third and 10th with 1,556, 1,488, and 1,422, respectively
- Chalked up a triple-double with 13 kills, 13 digs and 61 assists against No. 8 Wisconsin, 9/30/05
- Named to CoSIDA Academic All-District V team in 2005
- Academic All-Big Ten selection in 2004 and 2005
- Earned All-Big Ten Freshman Team honors in 2002 and added honorable mention All-Big Ten accolades in 2003 and 2004 before being named a unanimous first team selection in 2005
- A three-time Big Ten Player/Defensive Player of the Week selection


Annie Drews

6-4 • Outside Hitter • Elkhart, Ind.

AVCA All-American 2014, 2015

- Garnered third team All-America, first team All-Mideast Region and unanimous All-Big Ten honors in 2015 after averaging 4.24 kills and 4.75 points per set
- Ranked ninth on season list for kills (417 in 2015) and became a member of the 1,000-kill club
- Ranked 32nd nationally in points per set (4.75) and 34th in kills per set (4.25), second in the Big Ten
- Led team in kills 28 times, while posting double-digit tallies 30 times, including 20 or more seven times and tallying five double-doubles, combining kills and digs each time
- Hit at a .250 or better clip 18 times, including .300 or better 11 times, .400 or better four times and .500-plus three times
- Named Honorable Mention All-America, honorable mention All-Region and All-Big Ten in 2014
- Posted 33 kills against Western Kentucky on Sept. 12, 2014, to become the first Purdue player to record 30 or more kills since 2000 (and in the rally scoring era, which began in 2001)
- Averaged a team-leading 3.92 kills and 4.30 points per set in 2014, ranking second and fourth in the Big Ten and 59th and 72nd nationally
- Posted 22 double-digit kill efforts, including 20 or more six times, and led team in kills 21 times, while hitting .250 or better 16 times, .300-plus 13 times, .400-plus eight times and .500-plus once





Ashley Evans

6-1 • Setter • Liberty Township, Ohio

AVCA ALL-American 2017

CoSIDA Academic All-America 2015, 2016, 2017

- Is the only three-time Academic All-American in the history of Purdue athletics.
- Three-time Academic All-District selection
- Four-time Academic All-Big Ten honoree
- Hit at a .714 clip (10 kills, 0 errors, 14 attempts) against No. 24 Kentucky on Aug. 27, 2016, marking the second best hitting percentage with 10-14 attempts in a five-set match in program history ... one of just six setters in school history with 2,000 career assists and 750 digs.
- In just three years of setting the Boilermakers, Evans earned 4,124 career assists to position her sixth all-time in Purdue history. She's one of seven Boilermakers with 4,000 assists, one of 18 Boilermakers with 1,000 digs and the only Boilermaker in program history to own 4,000 assists and 1,000 digs in her career.

Tiffany Fisher

6-2 • Middle Blocker • Topeka, Ind.

AVCA All-American 2011

- Garnered AVCA honorable mention All-America and unanimous first team All-Big Ten honors in 2011 after averaging 2.52 kills and 1.02 blocks per game, while hitting at a .394 clip and serving up 31 aces
- Ranked 10th nationally in hitting percentage with a Big Ten and team-best .394 mark and led the league with a .375 mark in conference play
- Posted double-digit kills in 12 matches and led the team three times
- Put up five or more blocks in 10 matches and led team 10 times, while ranking ninth in the Big Ten in blocks per set
- Hit at a .250 or better clip in 24 matches, including .300 or better 23 times, .400 or better 19 times and .500 or better 10 times
- Registered an .875 hitting effort against Air Force, ranking third on Purdue's individual match record list and as the best effort in a three-set match (15-19 attempts) in school history
- A Preseason All-Big Ten selection
- Named as Denver Invitational MVP and to the Mortar Board Premier all-tournament team



Cheryl Flowers

5-8 • Outside Hitter/Setter • Chicago, Ill.

GTE Academic All-American 1985


- Named to GTE Academic All-America second team, while also earning CoSIDA Academic All-District V and Academic All-Big Ten accolades in 1985
- Earned honorable mention All-Big Ten honors in 1985 after racking up 10.03 assists per game her final season and contributing 96 kills, a team-best 65 aces, 116 blocks and 346 digs
- Played outside hitter her first three seasons in a reserve role, before taking on the starting setter role her senior season, during which she also acted as tri-captain
- Helped team to a Big Ten Championship in 1985, including a 34-4 record and 10th-place national ranking
- 1986 Big Ten Medal of Honor winner
- Recognized as one of the top four students in Purdue's Black Caucus as a junior (5.15 GPA on a 6.0 scale) in management
- Selected to Iron Key, an eight member group of students which served as liaison between the Purdue student body and the President's office
- Selected to the Mortar Board, a service honorary which requires members to have a 5.0 GPA on a 6.0 scale and to have shown leadership, service and character

Jaclyn Hart

6-1 • Setter • Palos Hills, Ill.

AVCA All-American 2010

- Earned AVCA third team All-America honors in 2010, while also garnering first team All-Mideast Region and unanimous first team All-Big Ten accolades
- Averaged 10.68 assists per game as senior, ranking 49th nationally, while hitting .384 and tallying five double-doubles
- Became the sixth Purdue player and 40th Big Ten player to reach 4,000 assists
- Ranks second all-time in career assists (4,918) and 10th in block assists (307)
- Recorded a 12-kill, 41-assist, 10-dig effort against UCF on Sept. 5, 2009
- Hit at a .750 clip with nine kills in 12 swings with no errors against Kentucky in the 2010 NCAA Tournament first round match, the best mark for a Purdue player in NCAA Tournament history
- Guided team to a .327 hitting percentage in the team's 2010 Sweet 16 upset of No. 1 Florida, Purdue's best mark in NCAA Tournament play



Jan Hoosline

5-11 • Outside Hitter • Niles, Ill.

GTE Academic All-American 1983

- Named to the GTE Academic All-America third team in 1983, while also garnering CoSIDA Academic All-District V and Academic All-Big Ten honors
- A second team All-Big Ten selection in 1983 after averaging 2.19 kills, 1.49 digs and 0.91 blocks per game, serving up 68 aces and hitting .279
- Big Ten Medal of Honor recipient in 1984
- Purdue's career aces record holder with 228, including a then-season record 84 in 1981, a mark that still ranks fourth all-time
- Boasts three of the top 10 marks on the season aces list at fourth, sixth and eighth
- Set then-school match records with 13 block assists and 15 total blocks at Illinois State, 10/20/82, marks which still rank among the all-time Purdue top five
- Named Mortar Board Outstanding Scholar-Athlete in 1983-84
- A recipient of the Phi Beta Kappa Highest National Scholastic Honor for the 1983-84 school year
- A member of Phi Kappa Phi National Honor Society and Mortar Board
- Garnered Purdue team MVP honors in 1983

KiKi Jones

6-1 • Middle Blocker • Fishers, Ind.

AVCA All-American 2013



- Earned AVCA All-America honorable mention honors after being selected to the AVCA All-Northeast Region team
- Ranked 28th nationally in hitting percentage (.394), fourth in the Big Ten and second on Purdue's season Top 10 list
- Averaged 2.15 kills per set, while adding a team-leading 1.21 blocks per set and 25 aces
- Ranked sixth in blocks per set among Big Ten players, while ranking second in the league in hitting percentage (.380) and seventh in blocks per set (1.20) during conference play
- Led team in blocks 20 times and kills four times, while posting double-digit kills in nine matches.
- Ranked fourth on the season list for block assists (142)
- Big Ten Defensive Player of the Week, Oct. 28
- Academic All-Big Ten selection



Joan King

6-1 • Outside Hitter/Middle Hitter • Columbus, Ohio
Volleyball Monthly/ASICS Tiger All-American 1983

- Garnered Volleyball Monthly/ASICS Tiger honorable mention All-America and second team All-Big Ten honors in 1983 after averaging 2.00 kills and 2.49 digs per game, while hitting at a .289 clip and serving up 43 aces
- Named to the NCAA Mideast Regional all-tournament team in 1982 after helping Purdue to a come-from-behind win over Nebraska in the semifinals and a fifth-place tie nationally, the Boilermakers' best-ever showing
- Posted 30 kills in the semifinal match against Nebraska, making her the first Purdue player ever to achieve the feat
- Earned Academic All-Big Ten acclaim in 1983
- Ranks seventh in season hitting percentage (.342) and sixth in career hitting percentage (.300)



Stephanie Lynch

6-3 • Middle Hitter • New Albany, Ind.
AVCA All-American 2006, 2007, 2008

- Earned AVCA first team All-America honors in 2008, the first for a Boilermaker since 1985, after garnering honorable mention acclaim in 2006 and 2007
- Named first team All-Mideast Region in 2006, 2007 and 2008 after nabbing honorable mention accolades as a freshman in 2005
- Garnered first team All-Big Ten honors each of her last three years, including a unanimous selection as a senior, and All-Big Ten Freshman team accolades as a rookie
- Set Purdue career records for hitting percentage (.351), block assists (550) and total blocks (660), while also ranking second in blocks per set and fourth in solo blocks and kills
- Owns Purdue record for season block assists (174 in 2008) and hitting percentage (.409 in 2008) and also boasts spots among the Top 10 for solo blocks, total blocks and blocks per game
- Named Sports Imports/AVCA National Player of the Week 11/20/07, a first for a Purdue player
- A three-time Academic All-Big Ten selection
- Named to CoSIDA Academic All-District V second team in 2008
- A six-time Big Ten Player or Defensive Player of the Week selection


Debbie McDonald


6-1 • Outside Hitter/Middle Hitter • Redford, Mich.

Russell Athletic All-American 1987, 1988, 1989

Volleyball Monthly/ASICS Tiger All-American 1987, 1988, 1989

- Named as a second team All-America selection by Russell Athletic and an honorable mention selection by Volleyball Monthly in 1987, 1988 and 1989
- A four-time All-Big Ten selection, garnering first team honors each of her last three years, following second team accolades and Big Ten Freshman of the Year honors in 1986
- Owns Purdue career records for kills (2,108) and kills per game (3.96), while ranking second in total attempts (4,783) and service aces (216) and third in block assists (378)
- Owns Purdue season record for kills with 597, set in 1989
- Posted a Purdue and Big Ten record 1.000 hitting percentage with 13 kills in 13 attempts at North Carolina State, 9/25/87
- Selected to Big Ten Volleyball All-Decade Team for 1981 to 1991
- Won a gold medal at the United States Olympic Festival in 1987
- A member of the 1988 United States National "B" team
- Inducted into the Purdue Intercollegiate Athletics Hall of Fame in 2003





Barbara Meeker

6-0 • Outside Hitter/Middle Hitter • Greenfield, Ind.
GTE Academic All-American 1987, 1988

- Named to GTE Academic All-America second team in 1987 and third team in 1988
- A three-time Academic All-Big Ten selection, while also earning CoSIDA Academic All-District V honors in 1987 and 1988
- Received Big Ten Medal of Honor in 1989
- Earned honorable mention All-Big Ten accolades in 1986 and 1987
- Ranks sixth in career solo blocks (82) and blocks per game (1.14)
- Selected as Flora Roberts Outstanding Senior Woman for 1989-1990 school year
- Named Mortar Board Outstanding Scholar-Athlete and as a recipient of the Phi Beta Kappa Highest National Scholastic Honor for the 1988-89 school year
- A member of Phi Kappa Phi National Honor Society and Mortar Board
- A member of the Golden Key and Iron Key
- Selected to Omicron Delta Kappa National Leadership Honorary

Blake Mohler



6-1 • Middle Hitter • Kettering, Ohio

Russell Athletic All-American 1982

Volleyball Monthly/ASIC Tiger All-American 1982

GTE Academic All-America 1982

- Purdue's first recognized volleyball All-American, earning third team honors from Volleyball Monthly and honorable mention accolades from Russell Athletic in 1982
- Garnered GTE Academic All-America first team accolades in 1982
- Selected as Big Ten Medal of Honor winner in 1983 and Big Ten Athlete of the Year runner-up for 1982-83 school year
- Led Purdue to its first Big Ten Championship in 1979, as well as titles in 1980 and 1982
- Received prestigious Olympia Award in 1984 and Flora Roberts Outstanding Senior Woman award in 1983
- Purdue record holder for solo blocks in a season with 75 in 1981
- Ranks among the career top 10 in kills, attempts, hitting percentage, aces, solo blocks, total blocks and blocks per game
- Inducted into Purdue Intercollegiate Athletics Hall of Fame in 1994



Jane Neff

6-1 • Middle Hitter • Kettering, Ohio

Russell Athletic All-American 1982

Volleyball Monthly/ASIC Tiger All-American 1982

GTE Academic All-America 1982

- Purdue's first recognized volleyball All-American, earning third team honors from Volleyball Monthly and honorable mention accolades from Russell Athletic in 1982
- Garnered GTE Academic All-America first team accolades in 1982
- Selected as Big Ten Medal of Honor winner in 1983 and Big Ten Athlete of the Year runner-up for 1982-83 school year
- Led Purdue to its first Big Ten Championship in 1979, as well as titles in 1980 and 1982
- Received prestigious Olympia Award in 1984 and Flora Roberts Outstanding Senior Woman award in 1983
- Purdue record holder for solo blocks in a season with 75 in 1981
- Ranks among the career top 10 in kills, attempts, hitting percentage, aces, solo blocks, total blocks and blocks per game
- Inducted into Purdue Intercollegiate Athletics Hall of Fame in 1994



Val Nichol

6-1 • Setter/Outside Hitter • Normal, Ill.

AVCA All-American 2013, 2014

- Garnered AVCA All-America third team honors in 2013, while also earning AVCA All-Region and All-Big Ten honors after averaging 2.77 kills per set, while also adding 6.03 assists and 1.79 digs per set and 21 aces
- Tabbed as AVCA Honorable Mention selection in 2014, while also earning Honorable Mention All-Region and All-Big Ten honors after averaging 10.08 assists, 2.29 digs, 1.25 kills and 0.67 blocks per set and a team-best 25 aces
- Recorded four career triple-doubles, two in 2013 and two in 2014, the most in Purdue history
- Tallied 30 double-doubles, combining kills and assists 16 times and assists and digs 14 times.
- Named to the NCAA Champaign Regional All-Tournament team in 2013
- Big Ten Player of the Week, Oct. 21, 2013; Big Ten Setter of the Week, Sept. 1, 2014
- Academic All-Big Ten selection in 2013 and 2014



Marianne Smith

6-2 • Middle Hitter • Frankfort, Ind.

Russell Athletic All-American 1984, 1985

Volleyball Monthly/ASICS Tiger All-American 1984, 1985

- Garnered first team All-America honors from both Russell Athletic and Volleyball Monthly in 1985, becoming the Big Ten's first volleyball first team All-American
- Earned second team All-America honors from Russell Athletic and honorable mention accolades from Volleyball Monthly in 1984
- Tabbed as Big Ten Player of the Year in 1984 and 1985 after earning first team All-Big Ten honors
- Purdue Female Athlete of the Year in 1985; runner-up for Big Ten Athlete of the Year in 1986
- Helped Purdue to Big Ten titles in 1982 and 1985 and to its best ever mark (33-1) in 1982
- Owned career total blocks record from 1985 to 2008; ranks among career Top 10 in six categories
- Season record holder for service aces (93 in 1984), total blocks (212 in 1985) and blocks per game (1.55 in 1985)
- Owns Purdue match record for service aces with nine against Butler, 9/13/85
- Named to World University Student Games Team in 1985
- Inducted into Purdue Intercollegiate Athletics Hall of Fame in 1999



Ariel Turner

6-1 • Outside Hitter • Highlands Ranch, Colo.

AVCA All-American 2011, 2012

Capital One Academic All-American 2011, 2012

- Earned AVCA First Team All-America and Capital One Academic All-America second team honors, in 2011 making her Purdue's first first team All-America honoree since 1985 and first dual (athletic and academic) All-American selection since 1984
- Big Ten Player of the Year in 2011 after ranking third nationally in points per set (5.46) and sixth in kills per set (4.84), while hitting .243 and adding 2.84 digs per set
- Set season record with 1,682 hitting attempts in 2011, snapping a 32-year old record, while ranking second on the Purdue season list in kills (586) and kills per set (4.84)
- Five-time Big Ten Player of the Week in 2011, the most by a league player in a season
- Named Capitol One All-American of the Year, first team Academic All-American and second team AVCA All-American in 2012 after ranking 11th in points per set (5.12) and 13th in kills per set (4.48)
- Member of the 1,000 kill and 1,000 dig clubs with 1,906 and 1,030
- Owns career attempts record (5,578) and ranked second in career kills
- A three-time Academic All-Big Ten and two-time CoSIDA Academic All-District V honoree
- Big Ten Medal of Honor, Varsity Walk Award winner 2012-13

Leah Wischmeier



6-0 • Outside Hitter • Brownstown, Ind.

ESPN The Magazine Academic All-American 2004

- Named to ESPN The Magazine Academic All-America second team in 2004
- A three-time Academic All-Big Ten selection, while also earning CoSIDA Academic All-District V honors in 2003 and 2004
- Garnered team's Carol Dewey Mental Attitude/Toughness Award in 2005
- Ranked ninth in career kills per game (3.30)
- Member of the 1,000-kill club, chalking up 1,174 kills in her career
- Averaged 3.30 kills per game on a .219 hitting percentage, while adding 1.46 digs per game
- Helped Purdue to NCAA Tournament in 2004 and 2005, the team's first postseason appearances since 1990
- Big Ten Player of the Week, 9/29/03
- Inducted into Mortar Board



Purdue won four Big Ten Conference championships in a span of seven years from 1979 to 1985, including back-to-back titles.

In 1979, its first year as a revenue sport at Purdue, the Boilermaker volleyball team won its first league title. The squad posted a 33-16 overall record and went 6-0 at the Big Ten Tournament to take the title. The team went on a 12th-place national finish, after winning the IIAIW State Tournament and finishing second at the MAIAW Midwest Regional.

The Boilermakers garnered their second-straight Big Ten title with another flawless 6-0 performance at the conference tournament in 1980. The team posted a then-school record 38-15 mark, while also

winning their third straight IIAIW State Tournament title.

Just two years later, the Boilermakers added another conference crown to their tally. Purdue registered a 13-0 finish in the Big Ten East Division, then topped Minnesota and Northwestern in the inaugural four-team Big Ten Championship Tournament to win its third conference title in four years. The squad ended the year with a 33-1 mark, a fifth-place tie nationally and a No. 8 ranking in the final AVCA Coaches Poll.

In 1985, after a pair of runner-up finishes, the Boilermakers managed a 17-1 record in the first year

of conference double round-robin play to claim their fourth-overall Big Ten Championship. Head coach Carol Dewey shared Big Ten Coach of the Year honors, while middle hitter Marianne Smith garnered Big Ten Player of the Year honors. The Boilermaker squad finished the year with a 34-4 mark and advanced to the second round of the NCAA Tournament, while earning a No. 10 ranking in the final AVCA poll of the season.



1979 Big Ten Champions - Front Row (left to right): Mary Fischl, JoAnn Wissen, Sharon Dingman, Sue Mitchell. Second Row: Colleen DeMeyer, Anne McMenamy, Becky Held, Donna Hardesty. Back Row: manager Marcia Wildt, head coach Carol Dewey, Carol Lake, Jane Neff, Miriam Quinnett, manager Tandace Joseph, assistant coach Nancy Huliba.



1980 Big Ten Champions - Front Row (left to right): assistant coach Nancy Huliba, Carol Lake, JoAnn Wissen, Julie Mullen, Miriam Quinnett, Anne McMenamy, Donna Hardesty, head coach Carol Dewey, manager Marcia Wildt. Back Row: Mary Fischl, Sharon Dingman, Joan King, Jane Neff, Becky Held, Jan Hoosline.



1982 Big Ten Champions - Front Row (left to right): Kim Corwin, Joan King, Marianne Smith, Jane Neff. Back Row: Cheryl Flowers, Jan Hoosline, Becky Winsett, assistant coach Nancy Huliba, head coach Carol Dewey, JoAnn Wissen, Kate Crandell, Annette Bauer.



1985 Big Ten Champions - Front Row (left to right): Marianne Smith, Michelle Erickson. Second Row: Cheryl Flowers, Sandy Burgess, Barbara Meeker, Darcy Orin, Becky Kanitz. Back Row: head coach Carol Dewey, Debbie Leeman, Ruth Hemmer, Kim Corwin, Susan Bell, Linda Reichl, assistant coach Nancy Huliba, manager Pam Schendel.

NCAA TOURNAMENT APPEARANCES



1981

Dec. 6 — South Regional First Round
Mackey Arena (496)
West Lafayette, Ind.

Tennessee	13	10	10
Purdue (W)	15	15	15

The Boilermakers participate in the first NCAA Tournament and sweep Tennessee. Junior Jane Neff, sophomore Jan Hoosline and freshman Kate Crandell all tally seven kills. Crandell also has five blocks.

Dec. 11 — South Regional Semifinals
Foster Auditorium
Tuscaloosa, Ala.

Purdue (L)	11	15	15	8	3
UCLA	15	6	11	15	15

UCLA rallies from a 2-1 deficit for the win. Senior Donna Hardesty and freshman Becky Winsett both have 11 kills, while junior Jane Neff records seven blocks and senior Anne McMenamy adds 11 digs.

1982

Dec. 5 — Mideast Regional First Round
Multi-Purpose Athletic Facility (963)
West Lafayette, Ind.

Rutgers	15	7	3	9
Purdue (W)	12	15	15	15

The Boilermakers bring an unblemished 32-0 record into the tournament and defeat Rutgers. Senior Jane Neff leads the way with 13 kills, while classmate JoAnn Wissen has 12 kills on a .550 attack percentage, and junior Jan Hoosline adds five blocks and five aces.

Dec. 11 — Mideast Regional Semifinals
Multi-Purpose Athletic Facility (1,352)
West Lafayette, Ind.

Nebraska	15	15	4	12	5
Purdue (W)	12	12	15	15	15

In one of the greatest matches in Purdue history, the Boilermakers rally from two games down to top Nebraska and remain undefeated. Junior Joan King erupts for 30 kills while hitting .464, senior Jane Neff has 19 kills, and sophomore Kate Crandell tallies 16 kills, 11 blocks and four aces.

Dec. 12 — Mideast Regional Finals
Multi-Purpose Athletic Facility (1,520)
West Lafayette, Ind.

USC	15	15	15
Purdue (L)	13	3	8

Purdue's dream season comes to an end against USC. Junior Joan King has eight kills on a .467 attack percentage. The Boilermakers end the season 33-1.

1983

Dec. 3 — Mideast Regional First Round
Multi-Purpose Athletic Facility (682)
West Lafayette, Ind.

Illinois State	9	15	15	1	5
Purdue (W)	15	5	3	15	15

Purdue is forced to come from behind to down Illinois State. Senior Jan Hoosline hits .487 with 21 kills and six blocks, while sophomore Kim Corwin has 22 digs.

Dec. 9 — Mideast Regional Semifinals
Multi-Purpose Athletic Facility (1,862)
West Lafayette, Ind.

Western Michigan	15	9	15	14	15
Purdue (L)	3	15	9	16	10

Western Michigan survives in five games to remain undefeated at 32-0. Sophomore Kim Corwin paces Purdue with 22 kills on a .400 attack percentage, junior Kate Crandell records 12 blocks, and junior Annette Bauer comes up with 21 digs. A Multi-Purpose Athletic Facility (now the IAF) record crowd of 1,862 is on hand.

1984

Nov. 29 — Northwest Regional First Round
Spartan Gym
San Jose, Calif.

Purdue (L)	15	8	9	13
San Jose State	5	15	15	15

Nine days after beating San Jose State in five games on the road, Purdue falls to the host Spartans. Juniors Kim Corwin and Marianne Smith and freshman Linda Reichl all have 10 kills, and Corwin adds 14 digs.

1985

Dec. 5 — Mideast Regional First Round
Horton Fieldhouse (1,336)
Normal, Ill.

Purdue (W)	15	15	15
Illinois State	11	5	6

Purdue sweeps Illinois St. behind 14 kills from sophomore Linda Reichl. Senior Kim Corwin has 12 digs.

Dec. 13 — Mideast Regional Semifinals
Devaney Sports Center (2,740)
Lincoln, Neb.

Purdue (L)	1	14	15	11
Nebraska	15	16	12	15

Nebraska wins the first two games and holds on for the victory. Sophomore Linda Reichl leads Purdue with 24 kills, senior Marianne Smith has 16 kills and 21 digs, and senior Cheryl Flowers adds 23 digs.

1987

Dec. 4 — Midwest Regional First Round
Intercollegiate Athletic Facility (823)

West Lafayette, Ind.

Penn State	4	9	15
Purdue (W)	15	15	17

After a year away from postseason play, the Boilermakers return with a flourish and a sweep of Penn State. Junior Linda Reichl totals 13 kills, while freshman Amber Douglas has 13 digs.

Dec. 10 — Midwest Regional Semifinals
Kenney Gym (2,300)
Champaign, Ill.

Purdue (L)	8	12	3
Nebraska	15	15	15

For the second time in three years the Boilermakers see their season ended by Nebraska. Junior Linda Reichl leads Purdue with 13 kills, and freshman Amber Douglas records five blocks.

1990

Nov. 29 — Mideast Regional First Round
Rec Hall (1,963)
University Park, Pa.

Purdue (L)	8	14	4
Penn State	15	16	15

In their first postseason appearance in three years, the Boilermakers face Penn State with its 42-0 record. The Boilermakers get nine kills and 13 digs from senior Jill Whiteman.

2004

Dec. 2 — First Round
Moby Arena (2,720)
Fort Collins, Colo.

Purdue (W)	30	25	30	22	15
#9 Colorado State	25	30	27	30	12

The Boilermakers make quite a splash in their first NCAA game in nearly 15 years, going into Moby Arena and upsetting the ninth-ranked host Rams in a five-game thriller. Six Boilermakers post double-digit kills, led by Kim McConaha. Daren Poe tallies a match-high 21 digs.

Dec. 3 — Second Round
Moby Arena (1,210)
Fort Collins, Colo.

Purdue (L)	31	27	19
#2 Hawai'i	33	30	30

The Boilermakers send Game 1 against No. 2 Hawai'i to overtime, but cannot overcome the Rainbow Wahine. Kim McConaha posts a 14 kill, 14 dig double-double, while also setting the Purdue career record for block assists. Elizabeth Jacques adds 11 kills and Daren Poe posts 18 digs.

2005

Dec. 2 — First Round



NCAA TOURNAMENT APPEARANCES

Dean Smith Center (370)
Chapel Hill, N.C.

Purdue (W)	30	30	30
Va. Commonwealth	27	24	21

The No. 14-seeded Boilermakers advance to the second round for the second consecutive year with a 3-0 win over VCU. Four Purdue players reach double digit dig totals, while freshmen Danita Merlau and Stephanie Lynch lead the team with 16 and 12 kills respectively.

Dec. 3 — Second Round
Dean Smith Center (332)
Chapel Hill, N.C.

Purdue (W)	30	30	30
Col. of Charleston	22	20	28

Purdue earns its first trip to the third round since 1982 with a sweep of the College of Charleston. Sophomore Sam Mader and freshman Danita Merlau lead the Boilermakers with 11 kills each. Three players tally double-digit dig totals, led by freshman Kelli Miller's tally of 19.

Dec. 9 — College Station Regional Semifinal
G. Rolie White Coliseum (414)
College Station, Texas

Purdue (L)	25	19	20
#3 Washington	30	30	30

In their first Sweet 16 appearance in 18 years, the Boilermakers clash with No. 3 Washington, which ends Purdue's season with a 3-0 sweep. Freshman Stephanie Lynch notches 14 kills, while junior Brittany Dildine posts 18 digs.

2006

Nov. 30 — First Round
Intercollegiate Athletic Facility (906)
West Lafayette, Ind.

Saint Louis	21	20	30
#23 Purdue (W)	30	30	32

Purdue hosts an NCAA Tournament match for the first time since 1987 as the No. 14-seeded Boilermakers sweep the Saint Louis Billikens. Sophomore Danita Merlau tallies 17 kills on a .308 hitting percentage and senior Brittany Dildine and sophomore Kelli Miller lead the defensive effort with 19 and 17 digs respectively.

Dec. 1 — Second Round
Intercollegiate Athletic Facility (1,107)
Chapel Hill, N.C.

Kentucky	21	28	26
#23 Purdue (W)	30	30	30

Purdue earns its second consecutive trip to the Sweet 16 after making short work of the Wildcats. Sophomore Danita Merlau racks up 17 kills, while junior Sam Mader finishes close behind with 13. Senior Brittany Dildine notches 20 digs and freshman Sam Gray registers 36 assists.

Dec. 9 — Seattle Regional Semifinal
Bank of America (4,686)
Seattle, Wash.

#18 Purdue (L)	24	18	15
#5 Penn State	30	30	30

The Boilermakers fall to the third-seeded Nittany Lions for the third time in 2006. Sophomore Stephanie Lynch tallies eight kills, while sophomore Danita Merlau racks up seven kills and seven digs.

2007

Nov. 30 — First Round
Convocation Center (3,072)
Athens, Ohio

#19 Ohio	30	24	22	23
Purdue (W)	25	30	30	30

The Boilermakers bested the Bobcats on their home floor after shaking off a loss in Game 1. With the win, Purdue advanced to the second round for the fourth-straight season. Sophomore Carrie Gurnell paced the Boilermaker offensive attack with 17 kills, while freshman Kristen Arthurs and junior Danita Merlau each added 12 putdowns. Merlau also pulled up a team-leading 14 digs, while senior Anne Mastandrea and junior Kelli Miller reached double-digits with 13 and 12 respectively. Junior Stephanie Lynch put up nine blocks, including three solo efforts.

Dec. 1 — Second Round
Convocation Center (321)
Athens, Ohio

Purdue (L)	12	14	27
#17 Cal Poly	30	30	30

The Boilermakers' quest for a third-straight Sweet 16 appearance was cut short by the No. 16 seeded Mustangs. Purdue could not overcome Cal Poly's potent offense which hit .325 for the match and also served up nine aces. Sophomore Carrie Gurnell provided a bright spot for the Boilermakers with 11 kills on a .320 hitting effort. A trio of Boilermakers posted double-digit dig tallies, led by junior Kelli Miller's tally of 14. Junior Danita Merlau and freshman Jessica Ullrich added 13 and 10.

2008

Dec. 5 — First Round
Intercollegiate Athletic Facility (1,277)
West Lafayette, Ind.

#17 Purdue (W)	25	21	29	23	16
Louisville	22	25	27	25	14

The Boilermakers advance to the second round for the fifth-straight season with a five-set win over Louisville. A balanced and efficient offensive attack guided the team to victory. Purdue hit .318 in the match, while five players posted double-digit kills, led by senior Stephanie Lynch's 15. Lynch also contributed 10 blocks to the team's tally. Senior Kelli Miller added 23 digs and three aces, while sophomore setter Jaclyn Hart nearly pulled off a triple double with 51 assists, 14 digs and eight kills.

Dec. 6 — Second Round
Intercollegiate Athletic Facility (1,002)
West Lafayette, Ind.

#17 Purdue (W)	25	24	25	22	15
Middle Tennessee State	18	26	18	25	8

The Boilermakers move on to the Sweet 16 for the third time in four years and post their 26th win of the season, the most since 1985 (34-4). Senior Kelli Miller records her 2000th career dig with 18 in the match. Sophomore Kristen Arthurs leads the way for the Purdue offense with 15 kills, while senior Stephanie Lynch and senior Danita Merlau add 13 and 12 respectively. Merlau rounds out a double-double with 15 digs, while Lynch puts up eight blocks to pace Purdue at the net. Redshirt sophomore Lisa Pierce served up three aces in the contest.

Dec. 12 — Fort Collins Regional Semifinal
Moby Arena (2,573)
Fort Collins, Colo.

#17 Purdue (L)	25	22	23	20
#6 Hawai'i	18	25	25	25

Purdue managed to take the first set from No. 6 Hawai'i, but could not hold off the sixth-ranked Rainbow Wahine eventually falling 3-1. Sophomore Kristen Arthurs paces the offense with 14 kills on a .500 hitting effort, while senior Stephanie Lynch racks up 13 putaways and six blocks in her final match as a Boilermaker. Senior Danita Merlau tacks on eight kills, while junior Carrie Gurnell adds seven. Senior Kelli Miller pulls up 11 digs to lead the Purdue defense one last time, while freshman Emily Ehlers and sophomore Jaclyn Hart added 10 each. Hart rounded out a double-double with 34 assists. Purdue outblocked Hawai'i 13 to 9, but won only that statistical category.

2010

Dec. 3 — First Round
Intercollegiate Athletic Facility (1,414)
West Lafayette, Ind.

Kentucky	18	26	17	18
#24 Purdue (W)	25	24	25	25

The Boilermakers advance to the second round for

NCAA TOURNAMENT APPEARANCES



the sixth time in seven years with a four-set win over Kentucky. Purdue outdid the Wildcats in every major statistical category. Ariel Turner and Anna Drewry led the way offensively with 18 and 16 kills respectively. Jaclyn Hart, Kristen Arthurs and Tiffany Fisher add nine kills apiece. Hart managed her nine kills in 12 swings with no errors for a Purdue NCAA Tournament record hitting effort, besting JoAnne Wissen's .550 (12-1-20) effort on Dec. 5, 1982. Arthurs led Purdue at the net with six blocks. Carly Cramer pulled up 11 digs, while three other players added nine or more. The Boilermakers posted 62 kills to Kentucky's 38 and outdug the Wildcats 50 to 30.

Dec. 4 — Second Round
Intercollegiate Athletic Facility (1,374)
West Lafayette, Ind.

Louisville	24	23	25	15
#24 Purdue (W)	26	25	18	25

The Boilermakers punched their ticket to the Sweet 16 with a four-set win over Louisville. It was a gutsy effort which saw Purdue weather 27 tie scores and 12 lead changes. It was a total team ordeal as five different players posted nine or more kills and five Boilermakers posted eight or more digs. Eleven players saw court time and all made a contribution. Tiffany Fisher posted a team-best 12 kills, while Ariel Turner chipped in 11. Carly Cramer led the way with 13 digs, while Blair Bashen (11), Jaclyn Hart (10) and Emily Ehlers (10) also reached double digits. Hart rounded out a double-double with 45 assists.

Dec. 10 — Austin Regional Semifinal
Gregory Gymnasium (3,731)
Austin, Texas

#24 Purdue (W)	28	25	25
#1 Florida	26	15	19

The Boilermakers toppled a No. 1 team for the first time in program history, while also advancing to the Regional Finals for just the second time in Purdue lore. Purdue hit a team NCAA record .327 in the contest, while holding the top-ranked Gators to a season-low .122 effort. The Boilermakers trailed 24-20 in the opening set, but scored five in a row, thwarting four UF set point attempts, en route to stealing the 28-26 win on their own third chance at the stanza. Purdue cruised in sets two and three. Ariel Turner guided the offense with 18 kills and Katie Griffin added nine. Carly Cramer pulled up a match-high 16 digs, while Emily Ehlers added 15.

Dec. 11 — Austin Regional Final
Gregory Gymnasium (4,152)
Austin, Texas

#24 Purdue (L)	25	16	15	25
#6 Texas	18	25	25	27

The Boilermakers dream NCAA Tournament run ended in the Elite 8 as they were edged by No. 6 Texas. Purdue won the first set 25-18, but lost All-American

setter Jaclyn Hart to injury in the stanza. The Longhorns took the next two sets as Purdue regrouped, but the Boilermakers led 20-15 late in the fourth. Purdue had three chances at set point at 24-22, 24-23 and again at 25-24, but could not shake a late UT surge, falling 27-25. Ariel Turner put down a match-high 23 kills and added 11 digs and two aces. Catherine Rebarchak chipped in 10 kills, while Carly Cramer paced the defense with 15 digs.

2011

Dec. 2 — First Round
Intercollegiate Athletic Facility (2294)
West Lafayette, Ind.

Morehead State	15	16	23
#8 Purdue (W)	25	25	25

Purdue advanced to the second round with a dominating 3-0 sweep of Morehead State. The Boilermakers hit at a then-school NCAA record clip of .349 in the match and outblocked the Eagles 12.5 to 4. Ariel Turner posted a 13-kill, 12 dig double-double, while Val Nichol chipped in 11 kills while hitting .474. Blair Bashen pulled up 13 digs, followed by Turner's 12. Kierra Jones led the Boilermakers at the net with seven block assists.

Dec. 3 — Second Round
Intercollegiate Athletic Facility (2036)
West Lafayette, Ind.

Louisville	14	28	11	16
#8 Purdue (W)	25	26	25	25

The Boilermakers earned a spot in the NCAA third round for the fifth time since 2005 with a 3-1 win over Louisville, knocking the Cardinals out of the tournament in the second round for the second straight year. Purdue dominated Sets 1, 3 and 4 and posted a team NCAA record .370 hitting effort in the match. Ariel Turner paced Purdue with 16 kills, while Tiffany Fisher (14) and Catherine Rebarchak (10) also reached double-digits. Blair Bashen led the defense with 10 digs, while Fisher put up a team-leading eight blocks. Purdue outdid Louisville .370 to .083 and put up nine blocks to UofL's 3. Tanya Lukyanenko hit at an opponent NCAA record .643 clip for the Cardinals.

Dec. 9 — Regional Semifinal
Sports Pavilion (3237)
Minneapolis, Minn.

#21 Florida State	25	21	25	25
#8 Purdue (L)	23	25	20	19

Florida State used several big rallies and stout net defense to top the Boilermakers in the Sweet 16. Purdue led 21-13 in Set 1, only to see the stanza go to FSU, 25-23. The Boilermakers rebounded with a

Set 2 win, but had their backs against the wall after the Seminoles posted a 25-20 Set 3 win. Purdue led 19-17 in the final stanza, but Florida State stole it away with eight straight points. FSU posted an opponent NCAA record 15 blocks, including an individual record nine by Sareea Freeman. Ariel Turner led Purdue with 16 kills, while Tiffany Fisher (15) and Catherine Rebarchak (11) also reached double digits. Five Boilermakers managed double-digit dig totals, led by Turner (20) and Blair Bashen (20). Rachel Davis added 19 to finish out a double-double (also 47 assists), while Emily Ehlers posted 16 and Hilliary Fox added 15 and three aces.

2012

Nov. 30 — First Round
Tully Gym (917)
Tallahassee, Fla.

Colorado State	20	18	19
#22 Purdue (W)	25	25	25

The Boilermakers continued their NCAA first round success with a sweep of Colorado State, which saw the team win every statistical category. Purdue outdid the Rams .290 to .149 and held CSU under .100 in each of the first two sets. Ariel Turner posted a match-high 13 kills followed by Val Nichol's nine. Carly Cramer pulled up 10 digs, while three others tallied eight or more. Kiki Jones put up four blocks and hit .857 in the match.

Dec. 1 — Second Round
Tully Gym (2294)
Tallahassee, Fla.

#12 Florida State	20	25	21	25	11
#8 Purdue (W)	25	21	25	23	15

Purdue nabbed a spot in their home regional by gutting out a hard-fought five-set upset win over Florida State. The Boilermaker win ended a 27-match home win streak for FSU. A balanced offensive attack, featuring four players in double digits: Ariel Turner (21), Catherine Rebarchak (12), Anna Drewry (11) and Kiki Jones (10), as well as a dominant blocking effort (17-7) aided in the win. Carly Cramer posted 20 digs, followed by Rachel Davis (14) and Hilliary Fox (13). Jones also added nine blocks, while Rebarchak had seven and Drewry chipped in six. FSU stole away Set 2 after trailing 21-17, but Purdue nearly returned the favor coming back from a 23-13 deficit in Set 4.

Dec. 7 — Regional Semifinal
Mackey Arena (3966)
West Lafayette, Ind.

#11 Minnesota	23	26	25	25
#22 Purdue (L)	25	24	23	21

The Boilermakers won nearly every statistical category, but fell to the Golden Gophers in four sets. Purdue outdug Minnesota 83-65 and outblocked the Gophers 12-10, but were held to a .150 hitting effort, while allowing UM a .191 clip. Ariel Turner gave it



all for the Boilers with a match-high 25 kills and 16 digs, but was the only Purdue player in double-digits. Catherine Rebarchak added seven kills and three players turned in six. Five Boilermakers posted double-figure dig efforts, led by Carly Cramer's 24. Rachel Davis managed a 50-assist, 10-dig double-double. Purdue won the first set thanks in part to eight kills by Turner and three team blocks. The Boilermakers played from behind for most of the rest of the match, rallying to tie Set 2 at 24-24 and Set 3 at 23-23, but could not finish the comebacks.

2013

Dec. 6 — First Round
Hearnes Center (917)
Columbia, Mo.

Central Arkansas	15	17	13
#19 Purdue (W)	25	25	25

The Boilermakers used an efficient offense, strong serving and stout net defense to sweep Central Arkansas to advance to the second round. Purdue outhit the Sugar Bears .312 to .010, posted seven aces and put up 10 blocks in the win. Six different players tallied four or more kills led by Sam Epenesa's eight. Carly Cramer managed 10 digs, while Hilliary Fox added nine digs and three aces. KiKi Jones was credited with eight stuffs.

Dec. 7 — Second Round
Hearnes Center (2627)
Columbia, Mo.

#19 Purdue (W)	25	23	25	27
#4 Missouri	18	25	16	25

Purdue punched its ticket to the Sweet 16 for the fourth-straight season with a 3-1 upset win over No. 4 Missouri. Val Nichol recorded a triple double with 14 kills, 10 digs and 27 assists. Sam Epenesa (13), Catherine Rebarchak (11) and KiKi Jones (10) also posted double-digit kill tallies. The Boilers hit .342 as a team and won every statistical category. Carly Cramer had 13 digs, while Rachel Davis posted an 11-dig, 21 assist double-double. Faye Adelaja put up seven blocks. The Boilermakers led nearly start to finish, but couldn't stave off a late rally in Set 2. Purdue led it 21-18 in Set 4, but Missouri rallied to go up 24-22. The Boilers scored three straight to get their first match point chance. Nichol broke a tie at 25 with a solo block. The next Tiger hitting attempt sailed out of bounds to clinch the Purdue victory.
Dec. 13 — Regional Semifinal
State Farm Center (4631)
Champaign, Ill.

#19 Purdue (W)	28	25	25
#18 Illinois	26	20	19

The Boilermakers outblocked the Illini 11-4.5 and six players posted four or more kills in a balanced attack to secure the sweep and put Purdue in the Elite Eight for the first time since 2010. The Boilers overcame a 24-21 deficit in the opening stanza, outlasting Illinois 28-26 in a set that featured 16 ties and eight lead changes.

Facing set point, Purdue scored four straight including back-to-back kills by Val Nichol. The Illini had another shot at the stanza at 26-25, but a kill by Nichol and two by Annie Drews clinched the 28-26 win. Purdue led Set 2 from start to finish and held the Illini to a .098 hitting effort, thanks to five blocks. Set 3 saw Purdue break away midway through and never look back. Nichol, KiKi Jones and Catherine Rebarchak led the offense with nine kills apiece, while Faye Adelaja put up six blocks. Carly Cramer pulled up a team-best 15 digs.

Dec. 14 — Regional Final
State Farm Center (2423)
Champaign, Ill.

#19 Purdue (L)	22	25	18	21
#13 Wisconsin	25	23	25	25

Wisconsin won every statistical category except blocks, ending Purdue's season in a close four-set match. The Boilermakers played much of the match from behind, mounting late comebacks in each set, but could only win Set 2. The Boilers worked their way into a tie at 22 in the first set, only to fall 25-22. In Set 2, Purdue turned the tables with a mid-set rally and held off a late Badger run with three of the final four points in a 25-23 win. Set 3 was dominated by Wisconsin, which led by as many as seven. The Badgers led Set 4 by as many as nine, but the Boilermakers put together a 10-3 run to cut the deficit to 23-21, but could not finish the comeback. Val Nichol and KiKi Jones led Purdue with 12 and 11 kills respectively. Catherine Rebarchak and Faye Adelaja had six blocks apiece. Senior Hilliary Fox pulled up 14 digs, while classmates Carly Cramer and Rachel Davis added 13 and 10 in their career finales.

2015

2015 Dec. 3 — First Round
Gregory Gym (1898)
Austin, Texas

SMU	27	17	26	16
#17 Purdue (W)	25	25	28	25

The Boilermakers overcame a slow start and won every statistical category, topping SMU 3-1 to advance to the second round for the 10th straight time since 2004. Purdue rallied from a 16-11 deficit to go up 24-23 in Set 1, but SMU closed out the stanza with a 4-1 run. Danielle Cuttino put down five kills and added three blocks as the Boilermakers led Set 2 wire to wire. Purdue hit at a .459 clip in Set 3 and had the first set-point chance at 24-23 after trailing 23-21, but had to hold off a Mustang charge for the 28-26 win. The Boilermakers finished off the victory with a bang, scoring 14 of the final 15 points in Set 4. Faye Adelaja served up the final eight points and posted a team-best 14 kills in the match. Annie Drews (13), Sam Epenesa (11) and Cuttino (11) also reached double-digits. Cuttino added a team-best seven blocks. Amanda Neill pulled up 21 digs, while Kate Workman added 12.

Dec. 4 — Second Round
Gregory Gym (2072)

Austin, Texas

#17 Purdue (L)	14	25	25	14
#3 Texas	19	25	25	27

Purdue outblocked Texas 11-7 and was two points from extending the match to a fifth set, but could not nish the upset. The teams were tied at 22 and 23 in Set 4 and the Boilermakers held off two Texas match point chances, before a pair of Amy Neal kills ended Purdue's season. The Longhorns jumped out to an early 5-1 lead in the match and never looked back in Set 1. The Boilermakers evened the score with a 25-14 Set 2 win, hitting .360 while holding Texas to .030 as Sam Epenesa had four kills and Danielle Cuttino added two blocks. Purdue led 13-12 midway through Set 3, which featured eight kills by Annie Drews, but could not hold off a late Texas surge. Drews posted a match-high 18 kills, seven digs and three blocks. Faye Adelaja had nine kills and a team-best six blocks, while Epenesa added seven kills. Amanda Neill pulled up a match-high 18 digs, while Ashley Evans managed a 39-assist, 12-dig double-double.

2016

2016 Dec. 1 — First Round
Hearnes Center (2119)
Columbia, Mo.

Purdue (W)	26	25	25
Iowa State	24	21	13

The Boilermakers advanced to the second round of the NCAA Tournament for the 11th-straight time in large part thanks to Danielle Cuttino's 21 kills on 31 swings, giving her a season-best .613 hitting percentage on the outside. Sherridan Atkinson was also efficient in her attacks as she registered 10 kills and a .529 hitting percentage. Cuttino also added three blocks to her credit to tie Blake Mohler for the team lead. Natalie Haben complimented her 10 digs in the backcourt with a season-best five aces. Purdue won every major statistical category, out-hitting the Cyclones .454-to-.343, out-serving them 8-2 and out-digging them 43-33. Purdue's .454 hitting percentage is the program's best ever in an NCAA Tournament match.

Dec. 4 — Second Round
Hearnes Center (2704)
Columbia, Mo.

Purdue (L)	13	25	16	21
#18 Missouri	25	22	25	25

Missouri hit at a .346 clip on the night, outblocked Purdue 11-4 and served up seven aces while allowing the Boilermakers none. Purdue could not find an answer for Melanie Crow, who had a career-best 25 kills for the Tigers, with many coming from back row attacks. For its part, Purdue hit at a .206 clip, led by junior Danielle Cuttino, who pounded down 17 kills. Junior Azariah Stahl added 12 kills, while redshirt

senior Faye Adelaja and redshirt freshman Blake Mohler chipped in eight apiece. Redshirt sophomore Sherridan Atkinson put down seven kills to round out the offense. Adelaja also put up at a team-best two blocks in her final match for the Old Gold and Black. In the backcourt, freshman Natalie Haben managed a match-high 18 digs. Stahl added 12 digs to round out a double-double, while redshirt junior setter Ashley Evans tallied 10 digs to go with her 45 assists.

2017

Nov. 30 — First Round
Huntsman Center (1792)
Salt Lake City, Utah

High Point	25	14	22	12
#16 Purdue (W)	21	25	25	25

No. 16 Purdue (23-9, 12-8 B1G) won its 12th NCAA Tournament opener in as many trips to the postseason under head coach Dave Shondell with a 3-1 (21-25, 25-14, 25-22, 25-12) victory over High Point (24-8, 16-0 Big South). Purdue's defense was the difference in the contest as the Boilermakers out-blocked (12-3) and out-dug (59-51) the opposition to hold High Point to a .073 hitting percentage in the match. Ashley Evans set the offense on 39 of its 53 kills while adding five kills, a .364 hitting percentage, three blocks and 14 digs to earn her 11th double-double of the season. Danielle Cuttino posted a match-best 20 points thanks to 18 kills, a .368 hitting percentage and four blocks.

Dec. 1 — Second Round
Huntsman Center (2077)
Salt Lake City, Utah.

#13 Utah	23	19	25	25
#16 Purdue (L)	25	25	13	27

No. 16 Purdue's (23-10, 12-8 B1G) season comes to a close with a 3-1 (23-25, 19-15, 25-13, 25-27) loss to No. 13 Utah (24-9, 13-7 PAC-12) on its home floor at the Jon M Huntsman Center. Purdue out-performed the Utes in the final two stanzas but its comeback attempt wasn't enough as Utah managed to comeback to take the fourth set and advance to the Sweet 16 after trailing 24-22 in the fourth.

Ashley Evans turned in a complete performance in which she registered 44 assists to set the offense to its .356 hitting percentage while hitting .429 on her own with seven kills and added three blocks and 10 digs to earn her 12th double-double of the season. Stahl turned in her best performance of the season as she registered 15 kills and a .481 hitting percentage with a block and 11 digs to earn a double-double. Danielle Cuttino dropped 16 kills and a .333 hitting percentage on the Utes while adding five blocks and six digs to her line.

2018

Nov. 30 — First Round
Memorial Coliseum (2,881)
Lexington, Ky.

ETSU	23	7	18
#12 Purdue (W)	25	25	25

No. 12 Purdue defeated East Tennessee State, 3-0 (25-23, 25-7, 25-18) to open the 2018 NCAA tournament at Memorial Coliseum on Friday evening. With the win, the Boilermakers advanced to the NCAA Second Round for the 13th time under head coach Dave Shondell. Redshirt senior Sherridan Atkinson and freshman Grace Cleveland led the Boilermakers with double-digit kills. Atkinson posted a match-high of 12, also recording seven digs and four blocks, while Cleveland finished with 10, while also adding a block. Freshman Marissa Hornung was the lone Boilermaker and student-athlete to record double-digit digs with 16.

Dec. 1 — Second Round
Memorial Coliseum (2,794)
Lexington, Ky.

#12 Purdue (L)	20	21	14
#10 Kentucky	25	25	25

Facing its eighth nationally ranked opponent of the season, No. 12 Purdue (24-9, 12-8 Big Ten) battled, but ultimately fell in three sets to No. 10 Kentucky (26-4, 18-0 SEC). Redshirt junior Blake Mohler led the Boilermakers with Purdue's most efficient performance of the night. Hitting a match-best .625 clip, the middle blocker delivered 10 errorless kills on 16 swings, while guiding the Boilermakers with eight blocks. Redshirt senior Sherridan Atkinson followed with nine kills, marking her first single-digit kill performance since Purdue's loss to Michigan on October 6. Rookie setter Hayley Bush paced Purdue with 22 assists, while adding seven digs and four blocks. Defensively, the Boilermakers edged Kentucky 9-3 in blocks, but the Wildcats out dug Purdue 50-43. Freshman Marissa Hornung led the Boilermaker back row with 15 digs in the contest.

PURDUE INDIVIDUAL RECORDS AT THE NCAA TOURNAMENT

Kills	30, Joan King, vs. Nebraska, 12/11/82
Attempts	76, Ariel Turner, twice vs. #21 Florida State, 12/9/11 vs. #11 Minnesota, 12/7/12
Hitting Percentage (minimum 10 attempts)	.750 (9-0-12), Jaclyn Hart vs. Kentucky, 12/3/10
Assists	59, Renata Dargan, vs. Colorado State, 12/2/04
Aces	5, Jan Hoosline, vs. Rutgers, 12/5/82 5, Natalie Haben vs. Iowa State, 12/1/16
Blocks Solo	7, Kate Crandell, vs. Nebraska, 12/11/82
Block Assists	9, Stephanie Lynch, vs. Louisville, 12/5/08
Total Blocks	12 [5-7], Kate Crandell, vs. Western Michigan, 12/9/83

Digs	24, Carly Cramer, vs. #11 Minnesota, 12/7/12
------	--

PURDUE TEAM RECORDS AT THE NCAA TOURNAMENT

Kills	92 vs. Nebraska, 12/11/82
Attempts	215, vs. Nebraska, 12/11/82
Hitting Percentage	.454 (52-8-97), vs. Iowa State, 12/1/16
Assists	76, vs. Colorado State, 12/2/04
Aces	13, vs. Penn State, 12/4/87
Solo Blocks	14, vs. Nebraska, 12/11/82
Block Assists	26, at Florida State, 12/1/12
Total Blocks	22, vs. Nebraska, 12/11/82
Digs	90, vs. Western Michigan, 12/9/83 vs. Nebraska, 12/13/85



OPPONENT RECORDS AT THE NCAA TOURNAMENT

Kills

Player - 25 three times,

Erin Dean (Nebraska), 12/11/82

Jana Matiasovska (Louisville), 12/5/08

Melanie Crow (Missouri), 12/4/16

Team - 81, Colorado State, 12/2/04

Attempts

Player - 60, Erin Dean (Nebraska), 12/11/82

Team - 228, Nebraska, 12/11/82

Hitting Percentage

Player - .643 (10-1-14),

Tanya Lukyanenko (Louisville), 12/3/11

Team - .454, Penn State, 12/8/06

Assists

Player - 65, Melissa Courtney (Colorado State),
12/2/04

Team - 73, Colorado State, 12/2/04

Aces

Player - 6, Christa Cook (San Jose State),
11/29/84

Team - 16, UCLA, 12/11/81;
San Jose State, 11/29/84

Solo Blocks

Player - 4, Tracy Clark (USC), 12/12/82

Team - 10, Nebraska, 12/11/82

Block Assists

Player - 7 twice,

Karen Dahlgren (Nebraska), 12/13/85

Lecia Brown (Louisville), 12/5/08

Team - 21, San Jose State, 11/29/84

Total Blocks

Player - 9, Sareea Freeman (Florida State),
12/9/11

Team - 15, Florida State, 12/9/11

Digs

Player - 28, Katie Mosher (Florida State), 12/9/11

Team - 107, Nebraska, 12/13/85



TEAM MATCH RECORDS

TEAM RECORDS

Kills	106	vs. Duke, 10/15/86
Total Attempts	275	at Wisconsin, 10/12/90
Hitting Percentage	.560 (30-2-50)	vs. Notre Dame, 9/8/83
Assists	100	vs. Michigan, 11/22/96
Service Aces	22	at Minnesota, 10/2/82
Solo Blocks	18	vs. Northwestern, 10/15/83
Block Assists	42	vs. Indiana, 10/21/92
Total Blocks	27.5 (10-35)	at Illinois State, 10/20/82
Digs	144	at Western Michigan, 11/10/87

OPPONENT TEAM RECORDS

Kills	113	Illinois, 10/22/86
Total Attempts	276	at Wisconsin, 10/12/90
Hitting Percentage	.527 (48-9-74)	at Illinois, 10/2/93
Assists	109	at Indiana, 11/7/98
Service Aces	20	Pittsburgh, 10/7/83
Solo Blocks	11	at Ohio State, 10/6/84
Block Assists	38	Wisconsin, 10/27/07
Total Blocks	21 (5-32) 21 (2-38)	Kansas State, 9/12/87 Wisconsin, 10/27/07
Digs	146	at Western Michigan, 11/19/85

Note: Team records date to 1977, except service aces (1979), solo blocks and block assists (1981) and assists and digs (1983).

TEAM MATCH RECORDS

Kills			Assists			Solo Blocks		
106	Duke	10/15/86	100	Michigan	11/22/96	18	Northwestern	10/15/83
105	Michigan	11/22/96	93	at Indiana	11/7/98	16	Minnesota	9/16/81
103	Illinois	10/11/96	91	vs. Houston	9/14/96	15	vs. Oregon	9/7/84
101	at #19 Texas A&M	10/12/85	90	Illinois	10/11/96		#19 Northwestern	11/21/82
99	at Indiana	11/7/98	89	at #19 Texas A&M	10/12/85		Hawaii	11/11/81
98	vs. Penn State	9/14/84		Indiana	10/20/90	14	#15 Nebraska	12/11/82
	at #17 Western Michigan	11/13/84	88	at Northwestern	11/19/83	13	Indiana	9/11/82
97	Indiana	10/20/90	87	Minnesota	11/15/96	12	Pittsburgh	10/7/83
	vs. Houston	9/14/96		at Michigan	11/5/99		Illinois State	10/2/83
96	Michigan State	11/18/89		Indiana	11/24/00		vs. #8 Arizona	9/9/83
Total Attempts			Service Aces			Block Assists		
275	at #16 Wisconsin	10/12/90	18	Bowling Green	9/2/87	42	Indiana	10/21/92
269	Duke	10/15/86		Illinois State	10/20/87	38*	Utah	9/1/07
266	vs. Houston	9/14/96	17	vs. Penn State	9/14/84	36	#14 Penn State	10/5/91
265	at #14 Western Michigan	11/19/85		Loyola	10/15/85		Michigan	11/22/91
261	at #15 Western Michigan	11/10/87		at Minnesota	10/16/87	35	at Illinois State	10/20/82
249	Illinois	10/4/00		Indiana State	11/6/01	34	LSU	9/19/87
248	vs. Northern Illinois	9/11/92	16	Northwestern	10/15/83	33	#23 Illinois	10/30/99
246	#18 Michigan	10/2/99		Michigan	11/28/86		at Michigan State	11/6/99
244	Bowling Green	9/2/87	15	Six times,		32	Ohio State	10/3/86
243	at #19 Texas A&M	10/12/85		last at Texas-Arlington	9/4/93		#8 Illinois	11/25/87
	Michigan State	11/18/89					Georgia	9/23/90
Hitting Percentage			Digs			Total Blocks		
.560	Notre Dame	9/8/83	144	at #15 Western Michigan	11/10/87	27.5	at Illinois State	10/20/82
.534	Michigan	9/24/83	130	at #16 Wisconsin	10/12/90	25	Northwestern	10/15/83
.529	George Washington	8/25/12	124	at #19 Texas A&M	10/12/85	24*	Utah	9/1/07
.522	Kentucky	10/16/82	119	at #15 Ohio State	11/17/90	23.5	Hawaii	11/11/81
.517	Indiana	9/24/16	118	at Wisconsin	11/3/89	23	Michigan	11/22/91
.500	Eastern Kentucky	9/1/00	117	Michigan State	11/18/89	22	#15 Nebraska	12/11/82
.495*	East Tennessee State	9/18/04	115	vs. Kansas State	9/12/87		at #18 Northwestern	9/27/83
.490	Syracuse	9/6/97		Iowa	9/24/88		Pittsburgh	10/7/83
.482	Michigan	9/22/84	113	Northwestern	9/28/91		Indiana	10/21/92
.481	Michigan State	10/22/82	110	at #14 Western Michigan	11/19/85	21.5	#15 Western Michigan	12/9/83
				vs. Northern Illinois	9/11/92			

TEAM THREE-GAME MATCH RECORDS



Kills

81	vs. Michigan	Oct. 1, 1999
75	vs. Florida State	Oct. 24, 1986
73	vs. Southwest Texas	Sept. 12, 1997
72	at Indiana	Nov. 15, 1997
71	at Northwestern	Nov. 17, 2000
69	at Boston College	Sept. 8, 2000
67	vs. Illinois	Sept. 28, 1988
	vs. Northwestern	Oct. 18, 1995
65	vs. Minnesota	Oct. 27, 1990
	vs. Iowa	Nov. 21, 1998
	vs. Sam Houston	Sept. 16, 1989

Rally Scoring Record

60	at Iowa	Nov. 21, 2004
	vs. Florida A&M	Sept. 8, 2007

Attempts

195	vs. Illinois	Sept. 28, 1988
179	at Boston College	Sept. 8, 2000
173	at Iowa	Nov. 22, 1989
167	at Indiana	Nov. 15, 1997
161	vs. Minnesota	Oct. 9, 1992
159	vs. #8 Penn State*	Nov. 25, 2000
	vs. Illinois State*	Sept. 8, 2001
158	at #11 Ohio State	Oct. 6, 2000
157	vs. #7 Penn State	Oct. 13, 1995
	vs. Michigan State	Oct. 1, 1999

Assists

73	vs. Michigan State	Oct. 1, 1999
68	at Northwestern	Nov. 17, 2000
65	vs. San Jose State	Sept. 9, 1989
64	vs. Florida State	Oct. 24, 1986
	vs. Northwestern	Oct. 18, 1995
	at Boston College	Sept. 8, 2000
	at #11 Ohio State	Oct. 6, 2000
63	at Iowa	Nov. 18, 1995
62	at Minnesota	Nov. 15, 1997
60	vs. Southwest Texas	Sept. 12, 1997

Rally Scoring Record

59	vs. Michigan State	Oct. 10, 2003
----	--------------------	---------------

Service Aces

17	vs. Loyola	Oct. 15, 1985
15	vs. Wyoming	Sept. 19, 1981
	vs. Northern Illinois	Sept. 11, 1985
	vs. Northern Illinois	Sept. 17, 1986
14	at DePaul	Sept. 21, 1986
	vs. Alabama A&M*	Aug. 31, 2013
13	at Michigan State	Nov. 3, 1984
	vs. Hofstra	Sept. 26, 1987
	vs. Michigan	Oct. 24, 1987
	at Michigan	Nov. 20, 1987
	vs. Penn State	Dec. 4, 1987

Hitting Percentage

.560	vs. Notre Dame	Sept. 8, 1983
.534	vs. Michigan	Sept. 24, 1983
.529	vs. George Washington	Aug. 25, 2012
.522	vs. Kentucky	Oct. 16, 1982
.517	vs. Indiana	Sept. 24, 2016
.500	vs. Eastern Kentucky	Sept. 1, 2000
.495*	vs. East Tennessee State	Sept. 18, 2004
.490	vs. Syracuse	Sept. 6, 1997
.482	vs. Michigan	Sept. 22, 1984
.481	vs. Michigan State	Oct. 22, 1982

Total Blocks

19	vs. Illinois State	Sept. 10, 1983
18	at Iowa*	Sept. 22, 2007
16	at Lamar	Oct. 7, 1981
	at Iowa	Nov. 5, 1982
	vs. Ohio State	Oct. 3, 1986
	at Tennessee	Oct. 25, 1986
	vs. Minnesota	Nov. 8, 1986
15	at Illinois State	Oct. 10, 1984
	vs. Illinois	Sept. 28, 1988
	at Illinois	Oct. 2, 1991
	vs. Eastern Illinois	Sept. 5, 1992
	at Ohio State	Oct. 31, 1992
	at Michigan State	Oct. 7, 2005

Digs

99	vs. Illinois	Sept. 28, 1988
92	vs. Northwestern	Nov. 29, 1991
74*	vs. Illinois State	Sept. 8, 2001
73	at Iowa	Nov. 21, 2004
72	at #11 Ohio State	Oct. 6, 2000
71	at Boston College	Sept. 8, 2000
	at Northwestern	Nov. 17, 2000
	vs. College of Charleston	Dec. 3, 2005
70	at Michigan State	Nov. 21, 1987
68	at Florida	Oct. 29, 1988
	at Ohio State	Sept. 29, 1989
	vs. Indiana	Nov. 10, 2010

* - Rally scoring record among overall top 10 list.

MATCH NOTES

Purdue's record when ...

A match lasts two games _____ 94-35-1

_____ from 1975 to 1982, matches were best two-out-of-three

A match lasts three games _____ 392-265

_____ Purdue played 23 three-game matches in 1985, the most during any season. The team went 22-1 in those matches.



TEAM FOUR-GAME MATCH RECORDS

Kills

105	vs. Michigan	Nov. 22, 1996
89	at Wisconsin	Nov. 3, 1989
	vs. Minnesota	Nov. 15, 1996
	vs. Indiana	Sept. 26, 1997
88	vs. Iowa	Nov. 19, 1993
	vs. #25 Michigan	Sept. 30, 2000
87	vs. Wisconsin	Nov. 10, 1990
	vs. Michigan	Nov. 14, 1998
86	vs. Iowa	Oct. 26, 1990
	vs. Northwestern	Sept. 27, 1996
	vs. Mississippi State*	Sept. 12, 2003

Attempts

241	vs. Michigan	Nov. 22, 1996
233	at Indiana	Sept. 30, 1989
	at Wisconsin	Nov. 3, 1989
229	vs. Iowa	Sept. 24, 1988
228	at Illinois State	Oct. 18, 1988
221	vs. Notre Dame	Sept. 18, 1992
219	at Indiana	Sept. 16, 1990
216	vs. Minnesota	Nov. 15, 1996
	at Iowa	Sept. 24, 1999
215	at Ohio State	Nov. 17, 1990

Rally Scoring Record

210	at Wisconsin	Nov. 5, 2005
-----	--------------	--------------

Assists

100	vs. Michigan	Nov. 22, 1996
87	vs. Minnesota	Nov. 15, 1996
83	vs. Iowa	Oct. 26, 1990
	vs. Michigan	Nov. 14, 1998
82	vs. #25 Michigan	Sept. 30, 2000
81	vs. Northwestern	Sept. 27, 1996
80	vs. Wisconsin	Nov. 10, 1990
	vs. Mississippi State*	Sept. 12, 2003
79	vs. Indiana	Sept. 27, 1997
	vs. Ohio State	Oct. 16, 1999

Service Aces

18	vs. Illinois State	Oct. 20, 1987
17	vs. Indiana State*	Nov. 6, 2001
16	vs. Michigan	Nov. 28, 1986
15	vs. Wisconsin	Oct. 10, 1987
	at Texas-Arlington	Sept. 4, 1993
14	vs. Illinois State	Nov. 8, 1985
	at Iowa	Oct. 17, 1987
	vs. Providence	Sept. 17, 1988
13	11 times, last at Rutgers	Oct. 26, 2018

Hitting Percentage

.439	at North Carolina State	Sept. 25, 1987
.396	vs. Michigan	Nov. 14, 1998
.394	vs. Maryland	Oct. 3, 2015
.387	at Iowa	Sept. 30, 1990
.386	vs. Murray State	Sept. 18, 1993
.383	vs. Western Michigan*	Sept. 13, 2014
.376	vs. Ohio State	Oct. 16, 1999
.370	vs. Louisville	Dec. 3, 2011
.361	vs. Northwestern	Oct. 16, 1992
.360	vs. North Carolina State	Oct. 28, 1988
.356	vs. Northwestern	Sept. 27, 1996
	vs. Northern Kentucky	Sept. 21, 2013

Total Blocks

23.5	vs. Hawai'i	Nov. 11, 1981
22	at Northwestern	Sept. 27, 1983
20	vs. Penn State	Oct. 5, 1991
20	vs. Indiana*	Oct. 11, 2014
19	at Wisconsin	Nov. 3, 1989
	vs. Georgia	Sept. 23, 1990
	vs. Minnesota	Nov. 20, 1993
	vs. Northwestern	Nov. 21, 1982
18	at Northwestern	Nov. 16, 1982
	at Ohio State	Nov. 4, 1983
	vs. Northwestern	August 23, 1984
	at Michigan State	Oct. 25, 1991
	at Indiana	Nov. 16, 1991

Digs

119	at Ohio State	Nov. 17, 1990
118	at Wisconsin	Nov. 3, 1989
115	vs. Iowa	Sept. 24, 1988
109	vs. Wisconsin	Nov. 10, 1990
102	vs. Notre Dame	Sept. 18, 1992
101	at Wisconsin	Oct. 8, 1988
100	at Indiana	Nov. 16, 1990
	vs. Florida State*	Dec. 9, 2011
96	at Northwestern	Nov. 4, 1989
94	vs. Iowa	Oct. 26, 1990
	at Valparaiso	Oct. 23, 2001
	at #18 Duke	Aug. 25, 2007

* - Rally scoring record among overall top 10 list.

MATCH NOTES

Purdue's record when ...

A match lasts four games _____ 209-168

_____ Purdue played 16 four-game matches in 1988, the most during any season. The team went 7-9 in those matches.

TEAM FIVE-GAME MATCH RECORDS



Kills

106	vs. Duke	Oct. 15, 1986
103	vs. Illinois	Oct. 11, 1996
101	at Texas A&M	Oct. 12, 1985
99	at Indiana	Nov. 7, 1998
98	vs. Penn State	Sept. 14, 1984
	at Western Michigan	Nov. 13, 1984
97	vs. Indiana	Oct. 20, 1990
	vs. Houston	Sept. 14, 1996
96	vs. Michigan State	Nov. 18, 1989
95	vs. Indiana	Nov. 24, 2000

Rally Scoring Record

90	vs. Western Kentucky	Sept. 6, 2002
----	----------------------	---------------

Attempts

275	at Wisconsin	Oct. 12, 1990
269	vs. Duke	Oct. 15, 1986
266	vs. Houston	Sept. 14, 1996
265	at #14 Western Michigan	Nov. 19, 1985
261	at Western Michigan	Nov. 10, 1987
249	vs. Illinois	Oct. 4, 2000
248	vs. Northern Illinois	Sept. 11, 1992
246	vs. Michigan	Oct. 2, 1999
244	vs. Bowling Green	Sept. 2, 1987
243	at #19 Texas A&M	Oct. 12, 1985
	vs. Michigan State	Nov. 18, 1989

Rally Scoring Record

232	at Clemson	Sept. 8, 2007
-----	------------	---------------

Assists

93	at Indiana	Nov. 7, 1998
91	vs. Houston	Sept. 14, 1996
90	vs. Illinois	Oct. 11, 1996
89	at #19 Texas A&M	Oct. 12, 1985
	vs. Indiana	Oct. 20, 1990
88	at Northwestern	Nov. 19, 1983
87	at Michigan	Nov. 5, 1999
	vs. Indiana	Nov. 24, 2000
86	at #14 Western Michigan	Nov. 19, 1985
85	vs. Duke	Oct. 15, 1986

Rally Scoring Record

84	at Iowa	Oct. 7, 2006
----	---------	--------------

Service Aces

18	vs. Bowling Green	Sept. 2, 1987
17	vs. Penn State	Sept. 14, 1984
	at Minnesota	Oct. 16, 1987
16	vs. Northwestern	Oct. 15, 1983
15	vs. Western Michigan	Oct. 6, 1987
14	at Indiana	Oct. 31, 1986
	vs. #15 Ohio State	Nov. 5, 1993
	at Michigan State	Nov. 13, 1993
13	vs. Illinois	Nov. 13, 1993
	vs. Illinois	Sept. 26, 1981
	vs. LSU	Oct. 22, 1986
	vs. Minnesota	Nov. 14, 1987
	vs. Notre Dame*	Sept. 18, 2002

Hitting Percentage

.373	at Indiana	Nov. 16, 2016
.368	at Indiana*	Nov. 10, 2004
.360	vs. Ohio State	Oct. 18, 2014
.353	vs. Saint Louis	Sept. 19, 2014
.347	vs. Minnesota	Oct. 23, 1998
.346	vs. Indiana State	Sept. 6, 1997
.342	vs. Michigan	Sept. 26, 2014
.333	at Michigan State	Sept. 22, 2006
.326	vs. Nebraska	Dec. 11, 1982
.318	vs. Louisville	Dec. 5, 2008

Total Blocks

27.5	at Illinois State	Oct. 10, 1982
25	vs. Northwestern	Oct. 15, 1983
24	vs. Utah*	Sept. 1, 2007
23	vs. Michigan	Nov. 22, 1991
22	vs. Nebraska	Dec. 11, 1982
	vs. Indiana	Oct. 21, 1992
	vs. Pittsburgh	Oct. 7, 1983
21.5	vs. Western Michigan	Dec. 9, 1983
21	at Ohio State	Oct. 6, 1984
	vs. Colorado	Sept. 9, 1989

Digs

144	at Western Michigan	Nov. 10, 1987
130	at Wisconsin	Oct. 12, 1990
124	vs. #19 Texas A&M	Oct. 12, 1985
117	vs. Michigan State	Nov. 18, 1989
115	vs. Kansas State	Sept. 12, 1987
113	vs. Northwestern	Sept. 28, 1991
110	at #14 Western Michigan	Nov. 19, 1985
	vs. Northern Illinois	Sept. 11, 1992
109	at Clemson*	Sept. 8, 2007
105	at Iowa	Oct. 19, 1984
	vs. Michigan	Oct. 2, 1999

*- Rally scoring record among overall top 10 list.

MATCH NOTES

Purdue's record when ...

A match lasts five games _____ 157-104

_____ Purdue played 12 five-game matches in 2008, the most during any season. The team went 11-1 in those matches.

_____ The Boilermakers also played 12 five-game matches in 2009, but posted just a 3-9 mark in those matches.

A game goes past regulation _____ 197-205

_____ Purdue played four extra-point games in a five-game win over Northern Illinois on Sept. 11, 1992, and also in a five-game win _____ over #15 Wisconsin on Nov. 2, 2013.



INDIVIDUAL MATCH RECORDS

PURDUE INDIVIDUAL RECORDS

Kills	38	Bev Krupa at Indiana, 11/7/98
Total Attempts	88	Joanna Lowry vs. Indiana, 11/24/00
Hitting Percentage	1.000 (13-0-13)	Debbie McDonald at North Carolina State, 9/25/87
	1.000 (10-0-10)	Kristen Arthurs vs. Ball State, 8/28/09
Assists	87	Linda Menconi vs. Houston, 9/14/96
Service Aces	9	Marianne Smith vs. Butler, 9/13/85
Solo Blocks	8	Kate Crandell vs. Pittsburgh, 10/7/83
Block Assists	16	Donna Gill vs. Indiana, 10/21/92 Amy Warner vs. Indiana, 10/21/92
Total Blocks	16	Donna Gill (3-13) vs. Michigan, 11/22/91 Donna Gill (0-16) vs. Indiana, 10/21/92 Amy Warner (0-16) vs. Indiana, 10/21/92
Digs	40	Kelli Miller at Indiana, 10/17/07

OPPONENT INDIVIDUAL RECORDS

Kills	41	Stacey Gordon, vs. Ohio State, 11/7/03
Total Attempts	89	Sarah Powers, at West. Michigan, 11/19/85
Hitting Percentage	.909 (10-0-11)	Ariana Filho, Minnesota, 10/2/09
Assists	99	Disa Johnson, Illinois, 10/22/86
Service Aces	11	Connie Wolter, Florida, 9/3/88
Solo Blocks	6	Sherri Rinker, at Ohio State, 11/1/86 Tiffany Meligan, Iowa, 11/19/93 Ashley Wittman, Minnesota, 10/1/10
Block Assists	13	Taylor Reineke, Wisconsin, 10/27/07 Johannah Bangert, at Illinois, 10/9/09
Total Blocks	14 (1-13)	Taylor Reineke, Wisconsin, 10/27/07
Digs	38	Jessica Granquist, Minnesota, 10/1/10

Note: Individual records date to 1982, except assists and digs (1983).

INDIVIDUAL MATCH RECORDS

Kills

38	Bev Krupa at Indiana, 11/7/98
34	Aneska Arosarena, Minnesota, 10/23/98
	Aneska Arosarena vs. Michigan, 10/2/99
33	Bev Krupa vs. Michigan, 11/14/98
	Annie Drews at Western Kentucky, 9/12/14
32	Marianne Smith at Texas A&M, 10/12/85
	Darcy Jones vs. Northern Illinois, 9/11/92
	Brooke White vs. Weber State, 8/31/96
	Brooke White vs. Illinois, 10/11/96
	Joanna Lowry vs. Indiana, 11/24/00
	Sherridan Atkinson at #4 Penn State, 10/27/2018)

Total Attempts

88	Joanna Lowry vs. Indiana, 11/24/00
87	Aneska Arosarena vs. Michigan, 10/2/99
85	Ariel Turner at Northwestern, 9/25/10
81	Ariel Turner vs. Illinois, 11/2/11
80	Lauri Grimes vs. Houston, 9/14/96

Hitting Percentage

1.000*	Debbie McDonald (13-0-13) at North Carolina State, 9/25/87
	Kristen Arthurs (10-0-10) vs. Ball State, 8/28/09
.875	Tiffany Fisher (14-0-16) vs. Air Force, 9/2/11
.818	Kierra Jones (9-0-11) vs. College of Charleston, 8/27/11
.813	Debbie McDonald (13-0-16) at Michigan State, 11/21/87

Assists

87	Linda Menconi vs. Houston, 9/14/96
79	Taryn Catlin at Indiana, 11/7/98
76	Taryn Catlin at Michigan, 11/5/99
	Darcy Orin vs. Duke, 10/15/86
75	Taryn Catlin vs. Minnesota, 11/15/96

Service Aces

9	Marianne Smith vs. Butler, 9/13/85
8	Becky Kanitz vs. Illinois State, 10/20/87
	Debbie McDonald at Minnesota, 11/24/89
7	Marianne Smith at Indiana, 10/5/84
	Debbie McDonald at Wisconsin, 11/6/87
	Carey Burvis at N.C. State, 9/11/93
	Brooke White vs. Murray State, 9/18/93
	Carey Burvis at Michigan State, 11/13/93
	Katie Gibbons at Michigan State, 11/8/97
	Ariel Turner at Cincinnati, 9/8/12

Digs

40	Kelli Miller at Indiana, 10/17/07
39	Blair Bashen at Baylor, 9/5/09
37	Becky Kanitz at Northwestern, 11/7/87
	Becky Kanitz at Western Michigan, 11/10/87
36	Kelli Miller at Michigan, 10/20/07

Solo Blocks

8	Kate Crandell vs. Pittsburgh, 10/7/83
7	Kate Crandell vs. Wisconsin, 10/31/82
	Kate Crandell vs. Nebraska, 12/11/82
	Marianne Smith at Illinois State, 9/10/83
	Marianne Smith vs. SW Missouri State, 9/7/84

Block Assists

16*	Donna Gill vs. Indiana, 10/21/92
16*	Amy Warner vs. Indiana, 10/21/92
13	Jan Hoosline at Illinois State, 10/20/82
	Donna Gill vs. Michigan, 11/22/91
12	Jane Neff at Illinois State, 10/20/82
	Stephanie Lynch at Wisconsin, 11/29/08
	Kristen Arthurs vs. Michigan, 10/23/10

Total Blocks

16 (3-13)	Donna Gill vs. Michigan, 11/22/91
16 (0-16)	Donna Gill vs. Indiana, 10/21/92
16 (0-16)	Amy Warner vs. Indiana, 10/21/92
15 (2-13)	Jan Hoosline at Illinois State, 10/20/82
15 (3-12)	Jane Neff at Illinois State, 10/20/82
15 (4-11)	Stephanie Lynch vs. Utah, 9/1/07

* denotes Big Ten Conference record.

THREE-GAME MATCH RECORDS



Kills

29	Aneska Arosarena	vs. Michigan State, 10/1/1999
24	Darcy Jones	vs. Montana, 9/18/1992
22	Lauri Grimes	vs. Wisconsin, 11/3/1995
	Lauri Grimes	at Kentucky, 9/13/1996
21	Marianne Smith	at Michigan State, 10/18/1985
	Brooke White	at Ohio State, 11/10/1995
	Bev Krupa	vs. Iowa, 11/21/1998
	Danielle Cuttino	vs. Iowa State, 12/1/16

Attempts

59	Joanna Lowry	at Ohio State, 10/6/2000
57	Bev Krupa	vs. Iowa, 11/21/1998
54	Lauri Grimes	vs. Penn State, 10/13/1995
52	Danita Merlau	vs. College of Charleston, 12/3/2005
51	Barb Meeker	vs. Illinois, 9/28/1988

Assists

62	Darcy Orin	vs. Florida State, 10/24/1986
	Taryn Catlin	vs. Michigan State, 10/1/1999
56	Linda Menconi	vs. Northwestern, 10/18/1985
	Taryn Catlin	vs. Southwest Texas, 10/27/1997
54	Jaclyn Hart	vs. Florida A&M, 9/8/2007

Service Aces

9	Marianne Smith	vs. Butler, 9/13/1985
6	Sarah Emke	vs. Wisconsin, 11/20/1998
	Becky Kanitz	vs. Michigan, 10/24/1987
	Jan Hoosline	vs. Ohio State, 9/28/1982
	Jill Whiteman	at Michigan, 11/2/1990
	Brittany Dildine	vs. Central Michigan, 9/17/2004
	Brittany Dildine	at Illinois, 11/18/2006

Hitting Percentage 10-14 attempts

1.000 (10-0-10)*	Kristen Arthurs	vs. Ball State, 8/28/2009
.800 (8-0-10)	Lydia Dimke	vs. Morehead State, 9/19/2014
.769 (10-0-13)	Joan King	vs. Notre Dame, 9/8/1983
.727 (9-1-11)	Connie Paul	vs. Kentucky, 9/5/1998
.727 (8-0-11)	Jennie Williams	vs. Valparaiso, 9/5/2000
.727 (8-0-11)	Elizabeth Jacques	vs. Indiana, 10/25/2006

Hitting Percentage 15-19 attempts

.875 (14-0-16)	Tiffany Fisher	vs. Air Force, 9/2/2011
.813 (13-0-16)	Debbie McDonald	at Michigan State, 11/21/1987
.789 (16-1-19)	Stephanie Lynch	at Illinois, 11/18/2006
.778 (14-0-18)	Kristen Arthurs	vs. UTSA, 9/4/2009
.750 (13-1-16)	Joan King	vs. Penn State, 10/15/1982
.750 (13-1-16)	Lyndsey Phillips	vs. IUPUI, 10/9/2001

Hitting Percentage 20-plus attempts

.773 (18-1-22)	Samantha Mader	vs. Illinois, 10/20/2006
.727 (17-1-22)	Marianne Smith	at Michigan, 10/19/1985
.667 (20-0-30)	Debbie McDonald	vs. Michigan State, 11/19/1988
.629 (24-2-35)	Darcy Jones	vs. Montana, 9/18/1992
.625 (16-1-24)	Lauri Grimes	at Indiana, 10/27/1995
.625 (16-1-24)	Stephanie Lynch	vs. Florida A&M, 9/8/2007

Solo Blocks

7	Marianne Smith	at Illinois State, 9/10/1983
	Marianne Smith	vs. Southwest Missouri St., 9/7/1984
6	Donna Gill	at Georgia, 9/21/1991
5	Jane Neff	vs. Michigan, 9/11/1981
	Kate Crandell	vs. Ohio State, 10/31/1981

Block Assists

11	Debbie Leeman	vs. Minnesota, 11/8/1986
9	Debbie Leeman	vs. Ohio State, 10/3/1986
	Laura Norton	at Ohio State, 10/6/2000
	Kim McConaha	vs. Michigan State, 10/10/2003
	Kristen Arthurs	vs. Tennessee Tech, 9/5/2008


Total Blocks

14	Marianne Smith (7-7)	at Illinois State, 9/10/1983
12	Debbie Leeman (1-11)	vs. Minnesota, 11/8/1986
10	Marianne Smith (4-6)	at Notre Dame, 9/3/1984
	Marianne Smith (4-6)	at Northwestern, 11/2/1985
	Kim McConaha (1-9)	vs. Michigan State, 10/10/2003

Digs

25	Becky Kanitz	vs. Illinois, 9/28/1988
	Alisha Mitro	at Minnesota, 10/9/1992
25	Kelli Miller	vs. Iowa, 10/27/2006
24	Carly Cramer	vs. Iowa, 11/5/2010
	Carly Cramer	vs. Michigan, 10/26/2012
23	Becky Kanitz	vs. Northwestern, 11/5/1988
	Anne Mastandrea	vs. East Carolina, 8/25/2007
	Amanda Neill	vs. Nebraska, 11/4/2015

* - Big Ten Conference record



Kristen Arthurs (2007-10) owns the record for best three-game hitting percentage (10-14 attempts), going a perfect 10-for-10 against Ball State in 2009. Arthurs was a member of three NCAA tournament teams.



FOUR-GAME MATCH RECORDS

Kills

33	Bev Krupa	vs. Michigan, 11/14/1998
31	Debbie McDonald	vs. Notre Dame, 11/22/1986
	Brooke White	vs. Michigan, 11/22/1996
30	Debbie McDonald	at Indiana, 9/30/1989
29	Brooke White	vs. Northwestern, 9/27/1996
	Julie Doud	vs. Michigan, 9/30/2000
	Annie Drews	vs. Notre Dame, 9/19/2015

Attempts

81	Ariel Turner	vs. Illinois, 11/2/2011
76	Ariel Turner	vs. Florida State, 12/9/2011
	Ariel Turner	vs. Minnesota, 12/7/2012
73	Brooke White	vs. Michigan, 11/22/1996
72	Ariel Turner	at Nebraska, 10/7/2011
	Ariel Turner	at Illinois, 10/1/2011

Assists

75	Taryn Catlin	vs. Minnesota, 11/15/1996
72	Linda Menconi	vs. Northwestern, 10/27/1996
	Renata Dargan	at Michigan, 10/1/2004
71	Paula Harmon	vs. Northwestern, 10/16/1992
	Taryn Catlin	vs. Michigan, 11/14/1998
	Melissa Risher	vs. Michigan, 9/3/2000

Service Aces

8	Becky Kanitz	vs. Illinois State, 10/20/1987
	Debbie McDonald	at Minnesota, 11/24/1989
7	Marianne Smith	at Indiana, 10/5/1984
	Debbie McDonald	at Wisconsin, 11/6/1987
	Carey Burvis	at North Carolina State, 9/11/1993
	Brooke White	vs. Murray State, 9/18/1993
	Ariel Turner	at Cincinnati, 9/8/2012

Hitting Percentage 10-14 attempts

1.000 (13-0-13)*	Debbie McDonald	at North Carolina State, 9/25/1987
.800 (8-0-10)	Linda Menconi	vs. Central Florida, 9/14/1996
.750 (9-0-12)	Jaclyn Hart	vs. Kentucky, 12/3/2010
.727 (8-0-11)	Annette Bauer	at Ohio State, 11/14/1983
.700 (7-0-10)	Jaclyn Hart	at Indiana, 11/4/2009
	Val Nichol	at Maryland, 10/5/2014

Hitting Percentage 15-19 attempts

.800 (12-0-15)	Faye Adelaja	vs. Maryland, 10/3/2015
.722 (13-0-18)	Jan Hoosline	at Northwestern, 9/27/1983
.667 (10-0-15)	KiKi Jones	at #4 Missouri, 12/7/2013
.632 (11-0-18)	Elizabeth Jacques	at Pacific, 9/3/2005
.611 (11-0-18)	Lisa Bonner	vs. Indiana, 11/16/1991
.600 (10-1-15)	Jaclyn Hart	at Ohio State, 11/4/2007

Hitting Percentage 20-plus attempts

.667 (16-0-24)	Caitlyn Newton	vs. Northwestern, 9/22/2018
.655 (22-3-29)	Melanie Ukovich	vs. Mississippi State, 9/12/2003
.640 (17-1-25)	KiKi Jones	at Northwestern, 11/15/2013
.636 (23-2-33)	Aneska Arosarena	vs. Michigan, 11/14/1998
.625 (15-0-24)	Donna Gill	vs. Michigan State, 11/27/1992
.608 (14-0-23)	Kim Corwin	vs. Minnesota, 9/16/1983

Solo Blocks

7	Kate Crandell	vs. Wisconsin, 10/31/1982
6	Joan King	vs. Indiana, 9/26/1981
	Jane Neff	vs. Northwestern, 11/21/1982
	Kate Crandell	vs. Minnesota, 9/16/1983
	Kate Crandell	vs. Ohio State, 10/1/1983

Block Assists


11	Jill Whiteman	vs. Georgia, 9/23/1990
9	Marianne Smith	at Northwestern, 9/23/1984
	Barbara Meeker	at Iowa, 10/17/1987
	Stephanie Lynch	at North Carolina, 9/9/2005
	Stephanie Lynch	at Northwestern, 11/17/2006

Total Blocks

14	Donna Gill (3-11)	at Indiana, 11/16/1991
13	Stephanie Lynch (5-8)	at Ohio State, 11/4/2007
12	Jane Neff (5-7)	at Northwestern, 11/16/1982
	Kate Crandell (7-5)	vs. Hawaii, 11/11/1981
	Kate Crandell (5-7)	at Northwestern, 9/27/1983
	Marianne Smith (4-8)	vs. Indiana, 10/26/1985
	Marianne Smith (4-8)	vs. Western Michigan, 10/29/1985
	Jill Whiteman (1-11)	vs. Georgia, 9/23/1990
	Donna Gill (1-11)	vs. Penn State, 10/5/1991
	Stephanie Lynch (3-9)	at Northwestern, 11/17/2006

Digs

40	Kelli Miller	at Indiana, 10/17/2007
36	Kelli Miller	at #15 Michigan, 10/20/2007
31	Anne Mastandrea	at Winthrop, 8/24/2007
30	Carly Cramer	at Minnesota, 10/1/2010
29	Becky Kanitz	vs. Iowa, 9/24/1988
	Anne Mastandrea	at #18 Duke, 8/25/2007



Donna Gill (1991-92) owns the four-game record for total blocks after tallying 14 against Indiana in 1991. The 6-1 middle hitter put up 322 blocks in her two-year career, including a five-game-record tally of 16 twice.

* - Big Ten Conference record

FIVE-GAME MATCH RECORDS



Kills

38	Bev Krupa	at Indiana, 11/7/1998
34	Aneska Arosarena	vs. Minnesota, 10/23/1998
	Aneska Arosarena	vs. Michigan, 10/2/1999
33	Annie Drews	at Western Kentucky, 9/12/2014
32	Marianne Smith	at Texas A&M, 10/12/1985
	Darcy Jones	vs. Northern Illinois, 9/11/1992
	Brooke White	vs. Weber State, 8/31/1996
	Brooke White	vs. Illinois, 10/11/1996
	Joanna Lowry	vs. Indiana, 11/24/2000
	Sherridan Atkinson	at #4 Penn State, 10/27/2018

Attempts

88	Joanna Lowry	vs. Indiana, 11/24/2000
87	Aneska Arosarena	vs. Michigan, 10/2/1999
85	Ariel Turner	vs. Northwestern, 9/25/2010
80	Lauri Grimes	vs. Houston, 9/14/1996
78	Ariel Turner	at Nebraska, 11/10/2012

Assists

87	Linda Menconi	vs. Houston, 9/14/1996
79	Taryn Catlin	at Indiana, 11/7/1998
76	Taryn Catlin	at Michigan, 11/5/1999
	Darcy Orin	vs. Duke, 10/15/1986
74	Cheryl Flowers	at Texas A&M, 10/12/1998
	Taryn Catlin	at Michigan State, 11/8/1997
	Melissa Risher	vs. Illinois, 10/4/2000

Service Aces

7	Carey Burvis	at Michigan State, 11/13/1993
	Katie Gibbons	at Michigan State, 11/8/1997
6	Jan Hoosline	at Illinois State, 10/1/1982
	Jan Hoosline	vs. Notre Dame, 9/18/1983
	Marianne Smith	vs. Western Michigan, 10/2/1984
	Lauri Grimes	at Michigan, 11/12/1993
	Kim Corwin	vs. Northwestern, 10/15/1983
	Debbie McDonald	vs. Illinois, 11/25/1987
	Danita Merlau	vs. #13 Ohio State, 9/29/2006

Hitting Percentage 10-14 attempts

.727 (9-1-11)	Anna Drewry	at Illinois, 10/31/2012
.717 (10-0-14)	Ashley Evans	vs. Kentucky, 8/27/16
.667 (9-1-12)	Faye Adelaja	vs. Ohio State, 10/18/2014
.643 (9-0-14)	Ashley Evans	vs. Ohio State, 10/18/2014
.615 (8-0-13)	Kelli Kerkhoff	vs. Illinois, 10/11/1996
.545 (7-1-11)	Kelly Niedbalski	vs. Michigan State, 11/18/1989
.545 (6-0-11)	Taryn Catlin	vs. Iowa, 11/2/1997
.545 (7-1-11)	Taryn Catlin	at Michigan State, 11/6/1999
.545 (7-1-11)	Jaclyn Hart	at Northwestern, 9/25/2010

Hitting Percentage 15-19 attempts

.667 (10-0-15)	Faye Adelaja	vs. #10 Minnesota, 11/1/2013
.632 (13-1-19)	Kristen Arthurs	at Michigan State, 11/25/2008
.611 (12-1-18)	KiKi Jones	vs. Saint Louis, 9/19/2014
.600 (9-0-15)	Taryn Catlin	vs. Denver, 9/11/1998
.588 (11-1-17)	Darcy Jones	vs. Georgetown, 9/7/1991
.588 (12-2-17)	Jaclyn Hart	vs. UCF, 9/5/2009

Hitting Percentage 20-plus attempts

.690 (21-1-29)	Faye Adelaja	at Wisconsin, 11/5/2016
.690 (21-1-29)	Eryn Leach	vs. Indiana, 11/24/2000
.636 (15-1-22)	Sherridan Atkinson	at Iowa, 10/7/2016
.609 (16-2-23)	Kristen Arthurs	vs. Wisconsin, 10/17/2008
.600 (19-1-30)	Anna Drewry	at Ohio State, 10/29/2010
.591 (14-1-22)	Faye Adelaja	vs. Illinois, 9/21/2016
.591 (13-0-22)	Samantha Mader	at Dayton, 9/6/2006
.586 (17-0-29)	Jan Hoosline	vs. Northwestern, 10/15/1983

Solo Blocks

8	Kate Crandell	vs. Pittsburgh, 10/7/1983
7	Kate Crandell	vs. Nebraska, 12/11/1982
6	Kate Crandell	vs. Northwestern, 10/15/1983
5	Kate Crandell	vs. Illinois State, 10/2/1983
	Kate Crandell	vs. Texas, 11/22/1983
	Kate Crandell	vs. Western Michigan, 12/9/1983
	Marianne Smith	vs. Western Michigan, 10/2/1984
	Darcy Jones	vs. Georgetown, 9/7/1991
	Kim McConaha	vs. Middle Tennessee State, 8/30/2002

Block Assists


16*	Donna Gill	vs. Indiana, 10/21/1992
	Amy Warner	vs. Indiana, 10/21/1992
13	Jan Hoosline	at Illinois State, 10/20/1982
	Donna Gill	vs. Michigan, 11/22/1991
12	Jane Neff	at Illinois State, 10/20/1982
	Stephanie Lynch	at Wisconsin, 11/29/2008
	Kristen Arthurs	vs. Michigan, 10/23/2010

Total Blocks

16	Donna Gill (3-13)	vs. Michigan, 11/2/1991
	Donna Gill (0-16)	vs. Indiana, 10/21/1992
	Amy Warner (0-16)	vs. Indiana, 10/21/1992
15	Jan Hoosline (2-13)	at Illinois State, 10/20/1982
	Jane Neff (3-12)	at Illinois State, 10/20/1982
	Stephanie Lynch (4-11)	vs. Utah, 9/1/2007

Digs

39	Blair Bashen	at Baylor, 9/5/2009
37	Becky Kanitz	at Northwestern, 11/7/1987
	Becky Kanitz	at Western Michigan, 11/10/1987
34	Kelli Miller	at Utah, 9/13/2008
33	Daren Poe	vs. Illinois, 11/13/2004
	Blair Bashen	at Northwestern, 10/10/2009
32	Brooke Peters	vs. Southern Miss, 9/14/2018



Carey Burvis (1990-93) used her jump serve to rack up a five-game-record seven aces against Michigan State in 1993. In her career, Burvis served up 51 aces.



TRIPLE THREAT — 10 KILLS, 10 BLOCKS/10 ASSISTS AND 10 DIGS

Player	Kills	Blocks	Digs	Opponent	Date
Kate Crandell	10	10	13	vs. Texas	11/22/1983
Kate Crandell	11	11	14	vs. Northwestern	9/23/1984
Linda Reichl	10	10	12	vs. Ohio State	10/26/1984
Marianne Smith	21	12	17	vs. Indiana	10/26/1985
Debbie Leeman	13	10	10	at Minnesota	10/11/1986
Debbie McDonald	21	10	14	vs. Ohio State	10/14/1988
Amber Douglas	13	10	14	at Wisconsin	11/3/1989
Jill Whiteman	14	12	11	vs. Georgia	9/23/1990
Darcy Jones	10	10	21	at Michigan State	10/25/1991
Donna Gill	14	10	19	at Northwestern	11/14/1992
Connie Paul	14	11	15	at Michigan State	11/6/1999
Kim McConaha	13	10	14	at Rice	9/6/2003
Kim McConaha	15	10	12	vs. Northwestern	11/27/2004

Player	Kills	Assists	Digs	Opponent	Date
Renata Dargan	13	61	13	vs. #8 Wisconsin	9/30/2005
Jadyn Hart	12	41	10	vs. UCF	9/5/2009
Val Nichol	15	34	15	vs. #15 Wisconsin	11/2/2013
Val Nichol	14	27	10	at #4 Missouri	12/7/2013
Val Nichol	13	20	10	at Iowa	11/8/2014
Val Nichol	13	22	11	Rutgers	11/19/2014
Ashley Evans	10	43	10	#24 Kentucky	8/27/2016

PERFECT VISION — 20 KILLS AND 20 DIGS

Player	Kills	Digs	Opponent	Date
Marianne Smith	21	22	at Iowa	10/19/1984
Kim Corwin	27	20	at Western Michigan	11/13/1984
Linda Reichl	31	25	at Texas A&M	10/12/1985
Debbie McDonald	21	20	vs. Kansas	9/12/1987
Becky Kanitz	21	37	at Northwestern	11/7/1987
Linda Reichl	28	22	at Northwestern	11/7/1987
Debbie McDonald	26	20	at Western Michigan	11/10/1987
Linda Reichl	22	23	vs. Minnesota	11/14/1987
Debbie McDonald	20	23	vs. Notre Dame	9/21/1988
Debbie McDonald	24	22	vs. Iowa	9/24/1988
Becky Kanitz	20	25	at Ohio State	11/12/1988
Debbie McDonald	20	20	at Michigan State	10/20/1989
Darcy Jones	21	28	at Wisconsin	11/3/1989
Debbie McDonald	28	28	at Wisconsin	11/3/1989
Debbie McDonald	31	22	vs. Michigan State	11/18/1989
Gail Halink	22	26	at Notre Dame	8/31/1991
Alisha Mitro	20	20	vs. Northern Illinois	9/11/1992
Carey Burvis	20	22	at Duke	9/11/1993
Lauri Grimes	24	20	vs. Weber State	8/31/1996
Brooke White	32	20	vs. Weber State	8/31/1996
Bev Krupa	27	20	at Minnesota	11/28/1998
Aneska Arosarena	25	20	vs. McNeese State	9/17/1999
Aneska Arosarena	25	20	at Iowa	9/24/1999
Aneska Arosarena	34	24	vs. Michigan	10/2/1999
Aneska Arosarena	21	26	at Northwestern	10/22/1999
Julie Doud	26	21	at Michigan	11/5/1999
Julie Doud	29	23	vs. Michigan	9/30/2000
Julie Doud	26	21	at Illinois	10/25/2000
Joanna Lowry	20	21	vs. Western Kentucky	9/6/2002
Danita Merlau	23	24	at Clemson	9/8/2007

30-KILL CLUB

38	Bev Krupa at Indiana, 11/7/1998
34	Aneska Arosarena vs. Minnesota, 10/23/1998
34	Aneska Arosarena vs. Michigan, 10/2/1999
33	Bev Krupa vs. Michigan, 11/14/1998
33	Annie Drews at Western Kentucky, 9/12/2014
32	Marianne Smith at Texas A&M, 10/12/1985
32	Darcy Jones vs. Northern Illinois, 9/11/1992
32	Brooke White vs. Weber State, 8/31/1996
32	Brooke White vs. Illinois, 10/11/1996
32	Joanna Lowry vs. Indiana, 11/24/2000
32	Sherridan Atkinson at #4 Penn State, 10/27/18
31	Linda Reichl vs. Texas A&M, 10/12/1985
31	Debbie McDonald vs. Notre Dame, 11/22/1986
31	Debbie McDonald vs. Michigan State, 11/18/1989
31	Brooke White vs. Houston, 9/14/1996
31	Brooke White vs. Michigan, 11/22/1996
30	Debbie McDonald at Indiana, 9/30/1989
30	Joan King vs. Nebraska, 12/11/1982

30-DIG CLUB

40	Kelli Miller at Indiana, 10/17/2007
39	Blair Bashen at Baylor, 9/5/2009
37	Becky Kanitz at Northwestern, 11/7/1987
37	Becky Kanitz at Western Michigan, 11/10/1987
36	Kelli Miller at #15 Michigan, 10/20/2007
34	Kelli Miller at Utah, 9/13/2008
33	Daren Poe vs. Illinois, 11/13/2004
33	Blair Bashen at Northwestern, 10/10/2009
32	Kelly Niedbalski at Wisconsin, 10/12/1990
32	Kelli Miller at Iowa, 10/7/2006
32	Brooke Peters vs. Southern Miss, 9/14/18
31	Joan King vs. Texas, 11/22/1983
31	Anne Mastandrea vs. Missouri, 9/4/2004
31	Kelli Miller vs. #13 Ohio State, 9/29/2006
31	Anne Mastandrea vs. Winthrop, 8/24/2007
30	Kim Corwin at Northwestern, 11/19/1983
30	Carly Cramer at Minnesota, 10/1/2010
30	Carly Cramer at Rice, 8/31/2012
30	Brooke Peters vs. Notre Dame, 9/2/2018

THE LAST TIME ...

A Purdue player recorded 30 or more kills: 10/27/18
Sherridan Atkinson, 32 at #4 Penn State

A Purdue player recorded 75 or more attempts: 12/7/2012
Ariel Turner, 76 vs. Minnesota

A Purdue player recorded 70 or more assists: 9/1/2007
Jaclyn Hart, 72 vs. North Carolina

A Purdue player served up 7 or more aces: 9/18/2012
Ariel Turner, 7 at Cincinnati

A Purdue player recorded 10 or more blocks: 9/14/2013
Faye Adelaja, 11 vs. Pittsburgh

A Purdue player recorded 30 or more digs: 9/14/18
Brooke Peters, 32 vs. Southern Miss

YEAR-BY-YEAR LEADERS



Kills

1977	Becky Held	242
1978	Colleen DeMeyer	388
1979	Colleen DeMeyer	566
1980	Becky Held	542
1981	Jane Neff	375
1982	Jane Neff	335
1983	Joan King	365
1984	Kim Corwin	437
1985	Marianne Smith	568
1986	Debbie McDonald	515
1987	Linda Reichl	518
1988	Debbie McDonald	489
1989	Debbie McDonald	597
1990	Amber Douglas	367
1991	Darcy Jones	306
1992	Darcy Jones	477
1993	Carey Burvis	480
1994	Brooke White	373
1995	Lauri Grimes	426
1996	Brooke White	577
1997	Sarah Emke	393
1998	Bev Krupa	498
1999	Aneska Arosarena	515
2000	Joanna Lowry	444
2001	Maegan Petersen	280
2002	Joanna Lowry	484
2003	Kim McConaha	424
2004	Kim McConaha	487
2005	Danita Merlau	422
2006	Danita Merlau	461
2007	Danita Merlau	445
2008	Stephanie Lynch	458
2009	Carrie Gurnell	393
2010	Ariel Turner	478
2011	Ariel Turner	586
2012	Ariel Turner	555
2013	Val Nichol	363
2014	Annie Drews	423
2015	Annie Drews	518
2016	Danielle Cuttino	530
2017	Danielle Cuttino	475
2018	Sherridan Atkinson	546

Kills per game

1983	Joan King	2.99
1984	Kim Corwin	3.03
1985	Marianne Smith	4.17
1986	Debbie McDonald	3.93
1987	Linda Reichl	3.54
1988	Debbie McDonald	3.82
1989	Debbie McDonald	4.73
1990	Amber Douglas	3.37
1991	Carey Burvis	2.98
1992	Darcy Jones	4.42
1993	Carey Burvis	4.32
1994	Brooke White	3.49
1995	Lauri Grimes	4.39
1996	Brooke White	4.85
1997	Sarah Emke	3.57
1998	Bev Krupa	4.70

1999	Aneska Arosarena	4.60
2000	Julie Doud	4.02
2001	Maegan Peterson	2.89
2002	Joanna Lowry	3.78
2003	Kim McConaha	3.72
2004	Kim McConaha	4.02
2005	Danita Merlau	3.64
2006	Danita Merlau	3.78
2007	Danita Merlau	3.71
2008	Stephanie Lynch	3.39
2009	Carrie Gurnell	3.17
2010	Ariel Turner	3.73
2011	Ariel Turner	4.84
2012	Ariel Turner	4.48
2013	Catherine Rebarchak	2.87
2014	Annie Drews	3.92
2015	Annie Drews	4.25
2016	Danielle Cuttino	4.11
2017	Danielle Cuttino	4.09
2018	Sherridan Atkinson	4.20

Total Attempts

1977	Becky Held	535
1978	Colleen DeMeyer	1,013
1979	Colleen DeMeyer	1,512
1980	Becky Held	1,232
1981	Jane Neff	846
1982	Jane Neff	727
1983	Joan King	847
1984	Kim Corwin	1,093
1985	Linda Reichl	1,275
1986	Debbie McDonald	1,177
1987	Linda Reichl	1,397
1988	Debbie McDonald	1,147
1989	Debbie McDonald	1,276
1990	Amber Douglas	801
1991	Darcy Jones	808
1992	Darcy Jones	1,069
1993	Carey Burvis	1,161
1994	Kelli Kerkhoff	908
1995	Lauri Grimes	1,056
1996	Lauri Grimes	1,271
1997	Katie Gibbons	914
1998	Bev Krupa	1,259
1999	Aneska Arosarena	1,277
2000	Joanna Lowry	1,247
2001	Maegan Petersen	878
2002	Joanna Lowry	1,375
2003	Leah Wischmeier	1,093
2004	Leah Wischmeier	1,182
2005	Danita Merlau	1,220
2006	Danita Merlau	1,308
2007	Danita Merlau	1,411
2008	Danita Merlau	1,308
2009	Carrie Gurnell	1,086
2010	Ariel Turner	1,420
2011	Ariel Turner	1,682
2012	Ariel Turner	1,622
2013	Val Nichol	934
2014	Annie Drews	974
2015	Annie Drews	1,239
2016	Danielle Cuttino	1,235
2017	Danielle Cuttino	1,009

2018	Sherridan Atkinson	1,388
------	--------------------	-------

Hitting Percentage

1977	Denise Davault	.355
1978	Denise Davault	.319
1979	Becky Held	.245
1980	Jane Neff	.347
1981	Jane Neff	.316
1982	Jane Neff	.353
1983	Joan King	.289
1984	Marianne Smith	.289
1985	Marianne Smith	.350
1986	Debbie McDonald	.254
1987	Debbie McDonald	.334
1988	Debbie McDonald	.295
1989	Debbie McDonald	.340
1990	Amber Douglas	.314
1991	Donna Gill	.247
1992	Donna Gill	.335
1993	Brooke White	.308
1994	Brooke White	.257
1995	Brooke White	.328
1996	Brooke White	.335
1997	Sarah Emke	.261
1998	Sarah Emke	.245
1999	Taryn Catlin	.286
2000	Jen Bova	.350
2001	Eryn Leach	.261
2002	Kim McConaha	.319
2003	Renata Dargan	.291
2004	Elizabeth Jacques	.306
2005	Renata Dargan	.347
2006	Stephanie Lynch	.328
2007	Stephanie Lynch	.318
2008	Stephanie Lynch	.409
2009	Jaclyn Hart	.314
2010	Jaclyn Hart	.394
2011	Rachel Davis	.399
2012	Rachel Davis	.364
2013	Kiki Jones	.394
2014	Kiki Jones	.353
2015	Faye Adelaja	.397
2016	Faye Adelaja	.367
2017	Caitlyn Newton	.366
2018	Blake Mohler	.358

Assists

1977	Joanie Kampen	829
1978	Mary Fischl	1,234
1979	Mary Fischl	1,432
1980	Mary Fischl	1,450
1981	Annette Bauer	1,031
1982	Annette Bauer	1,038
1983	Annette Bauer	1,153
1984	Annette Bauer	1,346
1985	Cheryl Flowers	1,364
1986	Darcy Orin	1,457
1987	Darcy Orin	1,610
1988	Darcy Orin	1,416
1989	Kelly Niedbalski	1,475
1990	Kelly Niedbalski	1,430

1991	Paula Harmon	785
1992	Paula Harmon	1,124
1993	Paula Harmon	1,157
1994	Linda Menconi	1,053
1995	Linda Menconi	1,097
1996	Linda Menconi	989
1997	Taryn Catlin	1,302
1998	Taryn Catlin	1,136
1999	Taryn Catlin	1,460
2000	Melissa Risher	1,123
2001	Jen Bova	1,083
2002	Renata Dargan	1,405
2003	Renata Dargan	1,422
2004	Renata Dargan	1,556
2005	Renata Dargan	1,488
2006	Sam Gray	1,112
2007	Jaclyn Hart	995
2008	Jaclyn Hart	1,343
2009	Jaclyn Hart	1,245
2010	Jaclyn Hart	1,335
2011	Rachel Davis	1,356
2012	Rachel Davis	1,182
2013	Val Nichol	790
2014	Val Nichol	1,149
2015	Ashley Evans	1,338
2016	Ashley Evans	1,403
2017	Ashley Evans	1,343
2018	Hayley Bush	1,416

Service Aces

1979	Becky Held	65
1980	Becky Held	71
1981	Jan Hoosline	84
1982	Jan Hoosline	73
1983	Jan Hoosline	68
1984	Marianne Smith	93
1985	Cheryl Flowers	65
	Marianne Smith	65
1986	Debbie Leeman	53
1987	Becky Kanitz	89
1988	Becky Kanitz	55
1989	Debbie McDonald	52
1990	Jill Whiteman	50
1991	Alisha Mitro	29
1992	Alisha Mitro	32
1993	Carey Burvis	78
1994	Brooke White	43
1995	Kelli Kerkhoff	33
1996	Lauri Grimes	38
1997	Katie Gibbons	36
1998	Sarah Emke	33
1999	Aneska Arosarena	34
2000	Maegan Petersen	37
2001	Jen Bova	26
2002	Kim McConaha	38
2003	Renata Dargan	46
2004	Brittany Dildine	36
2005	Brittany Dildine	48
2006	Brittany Dildine	48
2007	Kelli Miller	28
2008	Kelli Miller	32
2009	Blair Bashen	25
2010	Tiffany Fisher	31



YEAR-BY-YEAR LEADERS

2011	Tiffany Fisher	31
2012	Carly Cramer	36
2013	Amanda Neill	32
2014	Val Nichol	25
2015	Brooke Peters	30
2016	Ashley Evans	29
	Natalie Haben	29
2017	Jena Otec	33
2018	Brooke Peters	36

Solo Blocks

1981	Jane Neff	75
1982	Kate Crandell	67
1983	Kate Crandell	68
1984	Marianne Smith	66
1985	Marianne Smith	67
1986	Debbie Leeman	33
1987	Jill Whiteman	21
1988	Barbara Meeker	36
1989	Amber Douglas	30
1990	Amber Douglas	23
1991	Donna Gill	34
1992	Donna Gill	37
1993	Lauri Grimes	23
1994	Brooke White	15
1995	Brooke White	15
1996	Brooke White	17
1997	Sarah Emke	18
1998	Sarah Emke	11
1999	Aneska Arosarena	12
2000	Williams/Yoskey	8
2001	Eryn Leach	10
2002	Kim McConaha	25
2003	Kim McConaha	17
2004	Kim McConaha	14
2005	Stephanie Lynch	24
2006	Stephanie Lynch	27
2007	Stephanie Lynch	37
2008	Stephanie Lynch	22
2009	Carrie Gurnell	15
2010	Hart/Drewry	12
2011	Ariel Turner	18
2012	Ariel Turner	22
2013	Faye Adelaja	19
2014	Val Nichol	13
2015	Danielle Cuttino	24
2016	Danielle Cuttino	20
2017	Danielle Cuttino	18
2018	Grace Cleveland	30

Block Assists

1981	Jane Neff	106
1982	Jane Neff	76
1983	Marianne Smith	101
1984	Marianne Smith	118
1985	Marianne Smith	145
1986	Debbie Leeman	148
1987	McDonald/Whiteman	124
1988	Debbie McDonald	100
1989	Amber Douglas	105
1990	Amber Douglas	89

1991	Donna Gill	123
1992	Donna Gill	128
1993	Lauri Grimes	120
1994	Brooke White	80
1995	Brooke White	68
1996	Brooke White	94
1997	Sarah Emke	83
1998	Sarah Emke	89
1999	Sarah Emke	107
2000	Maegan Peterson	66
2001	Eryn Leach	87
2002	Kim McConaha	97
2003	Kim McConaha	119
2004	Kim McConaha	129
2005	Stephanie Lynch	136
2006	Stephanie Lynch	111
2007	Stephanie Lynch	129
2008	Stephanie Lynch	174
2009	Kristen Arthurs	93
2010	Kristen Arthurs	122
2011	KiKi Jones	118
2012	Anna Drewry	108
2013	KiKi Jones	142
2014	KiKi Jones	90
2015	Danielle Cuttino	122
2016	Blake Mohler	102
2017	Danielle Cuttino	88
2018	Blake Mohler	120

Total Blocks

1977	Denise Davault	79
1978	Denise Davault	137
1979	Becky Held	177
1980	Jane Neff	154
1981	Jane Neff	181
1982	Jane Neff	140
1983	Marianne Smith	162
1984	Marianne Smith	184
1985	Marianne Smith	212
1986	Debbie Leeman	181
1987	Jill Whiteman	145
1988	Barbara Meeker	135
1989	Amber Douglas	135
1990	Amber Douglas	112
1991	Donna Gill	157
1992	Donna Gill	165
1993	Lauri Grimes	143
1994	Brooke White	95
1995	Brooke White	83
1996	Brooke White	111
1997	Sarah Emke	101
1998	Sarah Emke	100
1999	Sarah Emke	118
2000	Tiffany Yoskey	84
2001	Eryn Leach	97
2002	Kim McConaha	122
2003	Kim McConaha	136
2004	Kim McConaha	143
2005	Stephanie Lynch	160
2006	Stephanie Lynch	138
2007	Stephanie Lynch	166
2008	Stephanie Lynch	196
2009	Kristen Arthurs	106

2010	Kristen Arthurs	127
2011	KiKi Jones	129
2012	KiKi Jones	121
2013	KiKi Jones	159
2014	KiKi Jones	101
2015	Danielle Cuttino	146
2016	Blake Mohler	117
2017	Danielle Cuttino	106
2018	Blake Mohler	140

1983	Marianne Smith	1.36
1984	Marianne Smith	1.27
1985	Marianne Smith	1.55
1986	Debbie Leeman	1.38
1987	Barbara Meeker	1.19
1988	Barbara Meeker	1.09
1989	Amber Douglas	1.07
1990	Amber Douglas	1.03
1991	Donna Gill	1.45
1992	Donna Gill	1.53
1993	Lauri Grimes	1.29
1994	Brooke White	0.89
1995	Brooke White	0.86
1996	Brooke White	0.93
1997	Sarah Emke	0.92
1998	Sarah Emke	0.96
1999	Sarah Emke	1.07
2000	Laura Norton	1.05
2001	Eryn Leach	1.00
2002	Kim McConaha	0.95
2003	Kim McConaha	1.19
2004	Kim McConaha	1.18
2005	Stephanie Lynch	1.37
2006	Stephanie Lynch	1.14
2007	Stephanie Lynch	1.38
2008	Stephanie Lynch	1.45
2009	Anna Drewry	0.94
2010	Kristen Arthurs	1.00
2011	KiKi Jones	1.22
2012	Anna Drewry	1.02
2013	KiKi Jones	1.21
2014	Danielle Cuttino	1.01
2015	Danielle Cuttino	1.21
2016	Blake Mohler	0.92
2017	Danielle Cuttino	0.91
2018	Blake Mohler	1.08

Digs

1983	Kim Corwin	317
1984	Kim Corwin	397
1985	Kim Corwin	431
1986	Becky Kanitz	369
1987	Becky Kanitz	606
1988	Becky Kanitz	548
1989	Debbie McDonald	420
1990	Jill Whiteman	324
1991	Alisha Mitro	315
1992	Alisha Mitro	378
1993	Alisha Mitro	409
1994	Kelli Kerkhoff	284

1995	Lauri Grimes	277
1996	Lauri Grimes	338
1997	Kelly Colangelo	259
1998	Bev Krupa	262
1999	Aneska Arosarena	296
2000	Julie Doud	346
2001	Maegan Petersen	270
2002	Daren Poe	439
2003	Daren Poe	390
2004	Daren Poe	470
2005	Anne Mastandrea	571
2006	Kelli Miller	489
2007	Kelli Miller	556
2008	Kelli Miller	568
2009	Blair Bashen	434
2010	Carly Cramer	524
2011	Blair Bashen	487
2012	Carly Cramer	525
2013	Carly Cramer	493
2014	Amanda Neill	417
2015	Amanda Neill	490
2016	Natalie Haben	383
2017	Brooke Peters	425
2018	Brooke Peters	482

Digs per game

1983	Kim Corwin	2.68
1984	Kim Corwin	2.75
1985	Kim Corwin	3.16
1986	Becky Kanitz	2.81
1987	Becky Kanitz	4.17
1988	Becky Kanitz	4.15
1989	Debbie McDonald	3.33
1990	Darcy Jones	3.14
1991	Alisha Mitro	2.86
1992	Carey Burvis	3.57
1993	Alisha Mitro	3.68
1994	Kelli Kerkhoff	2.62
1995	Lauri Grimes	2.86
1996	Lauri Grimes	3.02
1997	Kelly Colangelo	2.33
1998	Bev Krupa	2.47
1999	Aneska Arosarena	2.64
2000	Julie Doud	3.20
2001	Maegan Peterson	2.78
2002	Daren Poe	3.48
2003	Daren Poe	3.64
2004	Daren Poe	4.02
2005	Anne Mastandrea	4.76
2006	Kelli Miller	4.04
2007	Kelli Miller	4.63
2008	Kelli Miller	4.18
2009	Blair Bashen	3.50
2010	Carly Cramer	3.97
2011	Blair Bashen	4.02
2012	Carly Cramer	4.23
2013	Carly Cramer	3.98
2014	Amanda Neill	3.66
2015	Amanda Neill	4.02
2016	Natalie Haben	3.14
2017	Brooke Peters	3.63
2018	Brooke Peters	4.05

SEASON RECORDS



TEAM RECORDS

Kills	2,066	1996
Total Attempts	5,656	1987
Hitting Percentage	.301 (1,670-545-3,740)	2017
Assists	1,890	1996
Service Aces	386	1987
Solo Blocks	230	1981
Block Assists	602	1987
Total Blocks	451 (199-504)	1984
Digs	2,214	1987

OPPONENT TEAM RECORDS

Kills	2,045	1996
Total Attempts	5,517	1987
Hitting Percentage	.288 (1,828-646-4,110)	1997
Assists	1,817	1996
Service Aces	289	1984
Solo Blocks	106	1984
Block Assists	538	1997
Total Blocks	340 (71-538)	1997
Digs	2,378	1987

Note: Team records date to 1977, except service aces (1979), Solo Blocks and block assists (1981) and assists and digs (1983).

TEAM SEASON RECORDS

Kills	Assists	Digs	Block Assists
1. 1996 2,066	1. 2004 1,896	1. 1987 2,214	1. 1987 602
2. 1987 2,061	2. 1996 1,890	2. 1988 2,204	2. 2008 553
3. 2004 2,049	3. 1987 1,777	3. 2007 2,143	3. 2010 548
4. 1980 1,983	4. 2005 1,762	4. 1985 2,140	4. 2013 547
5. 1984 1,976	5. 1988 1,748	5. 1989 2,045	5. 1985 539
6. 1988 1,971	6. 2006 1,731	6. 2005 2,033	6. 1986 537
7. 1979 1,959	7. 1999 1,709	7. 1990 2,013	7. 2005 526
8. 1985 1,953	8. 1989 1,707	8. 2004 2,011	8. 2011 511
9. 1986 1,946	9. 2003 1,690	9. 2010 1,966	9. 1984 504
10. 1989 1,943	10. 1990 1,674	10. 2011 1,933	10. 2007 493
Total Attempts	Service Aces	Solo Blocks	Total Blocks
1. 1987 5,656	1. 1987 386	1. 1981 230	1. 1980 458
2. 1988 5,402	2. 1985 326	2. 1982 216	2. 1984 451
3. 1979 5,326	3. 1979 319	3. 1984 199	3. 1981 442
4. 1986 5,205	4. 1984 314	4. 1983 198	4. 1979 421
5. 1989 5,202	5. 1981 298	5. 1985 145	5. 1985 415
6. 2004 5,179	6. 1980 289	6. 1988 135	6. 1978 411
7. 2007 5,104	7. 1982 281	7. 2007 113	7. 1983 405
8. 1996 5,079	8. 1986 271	8. 1992 109	8. 1987 400
9. 2005 4,991	9. 1983 261	9. 1986 106	9. 1986 375
10. 1980 4,982	10. 1988 250	10. 1991 103	10. 2008 361.5

Hitting Percentage

1. 2017 .301
2. 1982 .285
3. 1977 .273
4. 1985 .266
5. 1978 .263
6. 2015 .262
7. 2011 .260
8. 1983 .258
9. 2014 .257
10. 2016 .254

SUPERLATIVES

In A Season	In The Big Ten
Most matches in a season _____ 53, 1980	Most wins _____ 17, 1985
Fewest matches in a season _____ 28, 1995	Fewest wins _____ 1, 2001
Best Record _____ 33-1 (.971), 1982	Most losses _____ 19, 2001
Worst Record _____ 4-25 (.138), 2001	Fewest losses _____ zero,
Most Wins _____ 38; 1978, 1980	_____ 1980, 1982, 1983, 1989
Most Losses _____ 25, 2001	Longest win streak: _____ 32 matches,
Longest win streak _____ 33 matches,	_____ 10/24/81 to 11/19/83
_____ 9/11/82 to 12/12/82	Longest losing streak _____ 29 matches,
Longest losing streak _____ 10 matches, three times	_____ 9/22/01 to 11/1/02
_____ 9/22/89 to 10/15/89; 9/27/02 to 10/26/02;	
_____ 10/16/03 to 11/15/03	

SEASON TOP 10 LISTS



Kills

1. Debbie McDonald	597	1989
2. Ariel Turner	586	2011
3. Brooke White	577	1996
4. Marianne Smith	568	1985
5. Colleen DeMeyer	566	1979
6. Ariel Turner	555	2012
7. Sherridan Atkinson	546	2018
8. Becky Held	542	1980
9. Danielle Cuttino	530	2016
10. Linda Reichl	518	1987
Annie Drews	518	2015

Kills Per Game

1. Brooke White	4.85	1996
2. Ariel Turner	4.84	2011
3. Debbie McDonald	4.73	1989
4. Bev Krupa	4.70	1998
5. Aneska Arosarena	4.60	1999
6. Ariel Turner	4.48	2012
7. Lauri Grimes	4.47	1996
8. Darcy Jones	4.42	1992
9. Lauri Grimes	4.39	1995
10. Carey Burvis	4.32	1993

Total Attempts

1. Ariel Turner	1,682	2011
2. Ariel Turner	1,622	2012
3. Colleen DeMeyer	1,512	1979
4. Ariel Turner	1,420	2010
5. Danita Merlau	1,411	2007
6. Linda Reichl	1,397	1987
7. Sherridan Atkinson	1,388	2018
8. Joanna Lowry	1,375	2002
9. Danita Merlau	1,308	2006
Danita Merlau	1,308	2008

Hitting Percentage

1. Stephanie Lynch	.409	2008
2. Faye Adelaja	.397	2015
3. Tiffany Fisher	.394	2011
KiKi Jones	.394	2013
5. Faye Adelaja	.367	2016
6. Jane Neff	.365	1982
7. KiKi Jones	.360	2012
8. Blake Mohler	.358	2018
9. Denise Davault	.355	1977
10. KiKi Jones	.353	2014

Assists

1. Darcy Orin	1,610	1987
2. Renata Dargan	1,556	2004
3. Renata Dargan	1,488	2005
4. Kelly Niedbalski	1,475	1989
5. Taryn Catlin	1,460	1999
6. Darcy Orin	1,457	1986
7. Mary Fischl	1,450	1980
8. Mary Fischl	1,432	1979
9. Kelly Niedbalski	1,430	1990
10. Renata Dargan	1,422	2003

Service Aces

1. Marianne Smith	93	1984
2. Becky Kanitz	89	1987
3. Debbie McDonald	85	1987
4. Jan Hoosline	84	1981
5. Carey Burvis	78	1993
6. Jan Hoosline	73	1982
7. Becky Held	71	1980
8. Jan Hoosline	68	1983
9. Becky Held	65	1979
Cheryl Flowers	65	1985
Marianne Smith	65	1985

Solo Blocks

1. Jane Neff	75	1981
2. Kate Crandell	68	1983
3. Kate Crandell	67	1982
Marianne Smith	67	1985
5. Marianne Smith	66	1984
6. Jane Neff	64	1982
7. Marianne Smith	61	1983
8. Kate Crandell	52	1984
9. Kate Crandell	46	1981
10. Debbie Leeman	37	1985
Donna Gill	37	1992
Stephanie Lynch	37	2007

Block Assists

1. Stephanie Lynch	174	2008
2. Debbie Leeman	148	1986
3. Marianne Smith	145	1985
4. KiKi Jones	142	2013
5. Stephanie Lynch	136	2005
6. Kim McConaha	129	2004
Stephanie Lynch	129	2007
8. Donna Gill	128	1992
9. Faye Adelaja	127	2013
10. Debbie McDonald	124	1987
Jill Whiteman	124	1987

Total Blocks

1. Marianne Smith	212	1985
2. Stephanie Lynch	196	2008
3. Marianne Smith	184	1984
4. Jane Neff	181	1981
5. Debbie Leeman	181	1986
6. Becky Held	177	1979
7. Stephanie Lynch	166	2007
8. Donna Gill	165	1992
9. Marianne Smith	162	1983
10. Kate Crandell	160	1983
Kate Crandell	160	1984
Stephanie Lynch	160	2005

Blocks Per Game

1. Marianne Smith	1.55	1985
2. Donna Gill	1.53	1992
3. Donna Gill	1.45	1991
Stephanie Lynch	1.45	2008
5. Jane Neff	1.44	1981
6. Debbie Leeman	1.38	1986
Stephanie Lynch	1.38	2007
8. Stephanie Lynch	1.37	2005
9. Marianne Smith	1.36	1983
10. Kate Crandell	1.31	1983
Barbara Meeker	1.31	1986

Digs

1. Becky Kanitz	606	1987
2. Anne Mastandrea	571	2005
3. Kelli Miller	568	2008
4. Kelli Miller	556	2007
5. Becky Kanitz	548	1988
6. Carly Cramer	525	2012
7. Carly Cramer	524	2010
8. Carly Cramer	493	2013
9. Amanda Neill	490	2015
10. Kelli Miller	489	2006

Digs Per Game

1. Anne Mastandrea	4.76	2005
2. Kelli Miller	4.63	2007
3. Carly Cramer	4.23	2012
4. Becky Kanitz	4.18	1987
Kelli Miller	4.18	2008
6. Becky Kanitz	4.15	1988
7. Brooke Peters	4.05	2018
8. Kelli Miller	4.04	2006
9. Daren Poe	4.02	2004
Blair Bashen	4.02	2011

MAKING HISTORY

Four members of the 2008 team placed themselves on the season top 10 lists. Senior middle hitter Stephanie Lynch set season records in block assists (174) and hitting percentage (.409), while ranking sixth in total blocks (166) and 10th in solo blocks (37). Senior outside hitter Danita Merlau ranked second in total attempts with 1,411. Senior libero Kelli Miller earned the second spot in digs per game (4.63), while also ranking third in digs (556). Sophomore middle hitter Kristen Arthurs ranked ninth in hitting percentage with .338.



CAREER TOP 10 LISTS

Kills

1.	Debbie McDonald	2,108	1986-89
2.	Ariel Turner	1,906	2009-12
3.	Danita Merlau	1,729	2005-08
4.	Brooke White	1,642	1993-96
5.	Becky Held	1,544	1977-80
	Stephanie Lynch	1,544	2005-08
7.	Linda Reichl	1,507	1984-87
8.	Jane Neff	1,477	1979-82
9.	Lauri Grimes	1,437	1993-96
10.	Kim McConaha	1,418	2001-04

Kills Per Game

1.	Debbie McDonald	3.96	1986-89
2.	Ariel Turner	3.89	2009-12
3.	Brooke White	3.77	1993-96
4.	Joanna Lowry	3.56	2000-02
5.	Lauri Grimes	3.55	1993-96
6.	Danita Merlau	3.52	2005-08
7.	Carey Burvis	3.48	1990-93
8.	Kim McConaha	3.40	2001-04
9.	Bev Krupa	3.36	1995-98
10.	Leah Wischmeier	3.30	2001-05

Total Attempts

1.	Ariel Turner	5,578	2009-12
2.	Danita Merlau	5,247	2005-08
3.	Debbie McDonald	4,783	1986-89
4.	Linda Reichl	3,931	1984-87
5.	Lauri Grimes	3,707	1993-96
6.	Brooke White	3,628	1993-96
7.	Becky Held	3,606	1977-80
8.	Jill Whiteman	3,443	1987-90
9.	Kim McConaha	3,438	2001-04
10.	Jane Neff	3,420	1979-82

Hitting Percentage

1.	KiKi Jones	.367	2011-14
2.	Faye Adelaja	.362	2013-16
3.	Stephanie Lynch	.351	2005-08
4.	Denise Davault	.331	1975-78
5.	Tiffany Fisher	.322	2008-11
6.	Debbie McDonald	.318	1986-89
7.	Brooke White	.309	1993-96
8.	Danielle Cuttino	.308	2014-17
9.	Marianne Smith	.307	1982-85
10.	Joan King	.300	1980-83

Assists

1.	Renata Dargan	5,871	2002-05
2.	Jaclyn Hart	4,918	2007-10
3.	Taryn Catlin	4,584	1996-99
4.	Annette Bauer	4,568	1981-84
5.	Darcy Orin	4,523	1985-88
6.	Ashley Evans	4,124	2014-17
7.	Mary Fischl	4,116	1977-80
8.	Linda Menconi	3,321	1994-97
9.	Rachel Davis	3,294	2010-13
10.	Paula Harmon	3,066	1991-93

Service Aces

1.	Jan Hoosline	228	1980-83
2.	Debbie McDonald	216	1986-89
3.	Marianne Smith	209	1982-85
4.	Becky Kanitz	178	1985-88
5.	Linda Reichl	174	1984-87
6.	Jane Neff	157	1979-82
	JoAnn Wissen	157	1979-82
8.	Kate Crandell	152	1981-84
	Brooke White	152	1993-96
10.	Jill Whiteman	145	1987-90

Solo Blocks

1.	Kate Crandell	233*	1981-84
2.	Marianne Smith	198	1982-85
3.	Jane Neff	139	1979-82
4.	Stephanie Lynch	110	2005-08
5.	Amber Douglas	95	1987-90
6.	Barbara Meeker	82	1985-88
7.	Jill Whiteman	82	1987-90
8.	Debbie Leeman	77	1983-86
9.	Jan Hoosline	75	1980-83
10.	Danielle Cuttino	72	2014-17

Block Assists

1.	Stephanie Lynch	550	2005-08
2.	KiKi Jones	454	2011-14
3.	Kristen Arthurs	403	2007-10
4.	Kim McConaha	382	2001-04
5.	Debbie McDonald	378	1986-89
6.	Marianne Smith	369	1982-85
7.	Amber Douglas	359	1987-90
8.	Danielle Cuttino	339	2014-17
9.	Brooke White	333	1993-96
10.	Kate Crandell	330	1981-84

Total Blocks

1.	Stephanie Lynch	660	2005-08
2.	Marianne Smith	567	1982-85
3.	Kate Crandell	563	1981-84
4.	Jane Neff	523	1979-82
5.	KiKi Jones	510	2011-14
6.	Amber Douglas	454	1987-90
7.	Kristen Arthurs	451	2007-10
8.	Debbie McDonald	445	1986-89
9.	Kim McConaha	441	2001-04
10.	Danielle Cuttino	411	2014-17

Blocks Per Game

1.	Donna Gill	1.49	1991-92
2.	Stephanie Lynch	1.34	2005-08
3.	Marianne Smith	1.29	1982-85
4.	Debbie Leeman	1.23	1983-86
5.	Kate Crandell	1.22	1981-84
6.	Barbara Meeker	1.14	1985-88
7.	Kim McConaha	1.06	2001-04
8.	Jane Neff	1.03	1979-82
9.	Sarah Emke	0.96	1996-99
10.	Amber Douglas	0.95	1987-90

Digs

1.	Kelli Miller	2,013	2005-08
2.	Carly Cramer	1,811	2009-13
3.	Becky Kanitz	1,564	1985-88
4.	Anne Mastandrea	1,356	2004-07
5.	Brooke Peters	1,330	2015-18
6.	Amanda Neill	1,315	2012-15
7.	Daren Poe	1,299	2002-04
8.	Debbie McDonald	1,295	1986-89
9.	Alisha Mitro	1,279	1990-93
10.	Blair Bashen	1,265	2007-11

Digs Per Game

1.	Kelli Miller	4.05	2005-08
2.	Amanda Neill	4.02	2012-15
	Daren Poe	3.71	2002-04
3.	Becky Kanitz	3.56	1985-88
4.	Carly Cramer	3.49	2009-13
5.	Anne Mastandrea	3.33	2004-07
6.	Blair Bashen	3.21	2007-11
7.	Alisha Mitro	3.18	1990-93
8.	Carey Burvis	2.93	1990-93
9.	Brooke Peters	2.79	2015-18

* - Big Ten Conference record

THE 1,000-KILL CLUB

In addition to the 10 women on the career kills list above, 17 other players have eclipsed the 1,000 kills mark in their Purdue careers.

Name	Kills	Years Played
Danielle Cuttino	1,389	2014-2017
Annie Drews	1,373	2012-2015
Samantha Mader	1,310	2004-2007
Jill Whiteman	1,283	1987-1990
Bev Krupa	1,265	1995-1998
Marianne Smith	1,248	1982-1985
Sherridan Atkinson	1,208	2016-2018
Leah Wischmeier	1,174	2001-2005
Joanna Lowry	1,170	2000-2002
Colleen DeMeyer	1,157	1976-1979
Darcy Jones	1,152	1989-1992
Amber Douglas	1,091	1987-1990
Kim Corwin	1,087	1982-1985
Sarah Emke	1,074	1996-1999
Carey Burvis	1,061	1990-1993
Carrie Gurnell	1,045	2006-2009
Becky Kanitz	1,040	1985-1988

THE 1,000-DIG CLUB

In addition to the 10 women on the career digs list above, nine other players have eclipsed the 1,000 digs mark in their Purdue careers.


Name	Kills	Years Played
Brittany Dildine	1,243	2003-2006
Kim Corwin	1,145	1982-1985
Jill Whiteman	1,120	1987-1990
Linda Reichl	1,097	1984-1987
Emily Ehlers	1,087	2008-2011
Ashley Evans	1,087	2014-2017
Kelli Kerkhoff	1,032	1993-1996
Ariel Turner	1,030	2009-2012
Lauri Grimes	1,012	1993-1996



When the No. 11 Western Michigan volleyball team came to West Lafayette on Oct. 29, 1985, the Boilermakers had a larger aim than just putting a win on the board. Purdue set out to break the Mustangs' NCAA single-match attendance record of 8,543, which was set during the 1983 NCAA Tournament. In order to pull in a record crowd, the Boilermakers played host to Pac Mac night, a promotion that allowed patrons to attend the match for just one dollar. Purdue was victorious on both counts, taking the match 3-1 and breaking the attendance record by more than 2,000. That attendance record has been broken several times since.



PACK MACKEY OCTOBER 2, 2005



8,512

(No. 21 Purdue Defeats Northwestern)

33-31, 30-18, 30-23

In an effort to duplicate the program's 1985 effort, the Boilermaker volleyball team played host to a Pack Mackey promotion, offering one-dollar tickets to their Oct. 2 match with Northwestern. The promotion brought 8,512 fans to Mackey Arena to watch the Boilermakers defeat Northwestern 3-0. The attendance figure marked the second highest in Purdue volleyball history and the 10th most fans to watch a collegiate volleyball match during the 2005 season. The victory over Northwestern kicked off a nine-match conference win streak for Purdue, in a season which saw the team advance to the NCAA Sweet 16 and post 25 wins for the first time since 1985. In 2008, the Boilermakers brought in 10,570 fans for their Mackey Madness event, which combined the opening night of basketball practice and a volleyball match.



Carol Dewey
Years Coached: 1975-94
Overall Record: 469-256
Big Ten Record: 169-106

Carol Dewey was named Purdue's first head volleyball coach in August of 1975. She was elevated to full-time coaching status in 1979. Dewey coached the Boilermakers for 20 seasons, leading the program to a spectacular .647 winning percentage. Under her charge, Purdue won four Big Ten championships, posted 16 winning seasons, including six 30-win seasons, and advanced to the postseason nine times. Her 469 career victories make her Purdue's all-time winningest women's coach.

Dewey was named Big Ten Coach of the Year in 1982, 1985 and 1987. She was inducted into the Purdue Intercollegiate Athletics Hall of Fame in 2003. Two of her former players, Marianne (Smith) Orr and Debbie (McDonald) West also are Purdue Hall of Famers.

All told, Dewey coached five All-Americans and five Academic All-Americans. Her charges also garnered 32 All-Big Ten and 32 Academic All-Big Ten selections.

Year	Overall	Big Ten (Finish)
1975	15-16	3-3 (4th)
1976	21-16	7-5 (4th)
1977	25-11	5-3 (4th)
1978	38-9	2-2 (T5th)
1979	33-16	6-0 (1st)
1980	38-15	6-0 (1st)
1981	34-8	5-1 (3rd)
1982	33-1	13-0 (1st)
1983	26-6	13-0 (2nd)
1984	25-12	10-3 (2nd)
1985	34-4	17-1 (1st)
1986	19-16	8-10 (6th)
1987	24-14	14-4 (2nd)
1988	19-15	9-9 (T5th)
1989	13-20	7-11 (7th)
1990	21-11	12-6 (3rd)
1991	13-16	10-10 (T6th)
1992	17-13	10-10 (6th)
1993	15-14	8-12 (6th)
1994	6-23	4-16 (T9th)



Joey Vrazel
Years Coached: 1995-98
Overall Record: 45-75
Big Ten Record: 23-57

Joey Vrazel was named head coach of the Boilermakers on Feb. 10, 1995. An All-American at Utah State, Vrazel also brought professional and international playing experience to the sideline, having competed on the U.S. National Team, Major League Volleyball's New York Liberties and the Pro Beach Tour. After serving as an assistant coach at Washington and Fresno State, Vrazel began her four-year tenure at Purdue. The Boilermakers downed three top 25 teams in that span, including two during the 1998 campaign. Vrazel's charges earned three All-Big Ten and 22 Academic All-Big Ten honors.

Year	Overall	Big Ten (Finish)
1995	8-20	6-14 (9th)
1996	13-19	6-14 (8th)
1997	10-21	3-17 (10th)
1998	14-15	8-12 (7th)



Jeff Hulsmeier
Years Coached: 1999-2002
Overall Record: 44-79
Big Ten Record: 15-65

Jeff Hulsmeier became the third head coach in Purdue history May 25, 1999. The Kentucky alum, who joined the Boilermakers after a three-year stint as an assistant at Illinois, brought six years of head coaching experience to the Purdue sideline after time at Western Kentucky and Arkansas State. Hulsmeier twice was named Sun Belt Coach of the Year and won three Sun Belt Conference championships. In 1999, Purdue posted its first winning season since 1993 and downed two Top 25 foes. Hulsmeier's charges earned one All-Big Ten selection and 19 Academic All-Big Ten honors.

Year	Overall	Big Ten (Finish)
1999	15-14	7-13 (T8th)
2000	13-19	5-15 (9th)
2001	4-25	1-19 (11th)
2002	12-21	2-18 (T10th)



Dave Shondell
Years Coached: 2003-
Overall Record: 348-184
Big Ten Record: 205-143

In 16 seasons, Shondell has transformed Purdue into a perennial Big Ten Conference and national contender. Under Shondell's direction, Purdue has made 13 NCAA Tournament appearances, advancing to the second round each season, including seven Sweet 16 berths in the last 16 seasons. In fact, Purdue was one of just nine schools to appear in four of the five Sweet 16s from 2010-2013. Under Shondell, the Boilermakers have posted 11 20-win seasons, including 29 victories in 2011, the program's highest total since 1985. Purdue has defeated 58 ranked teams and climbed the Big Ten standings, finishing second in 2011, the team's best finish since 1987.

Shondell has coached the Boilermakers to 18 All-America and eight Academic All-America honors. His charges also have earned 25 All-Big Ten and 99 Academic All-Big Ten accolades.

Year	Overall	Big Ten (Finish)
2003	14-17	7-13 (8th)
2004	17-15	9-11 (T6th)
2005	25-9	12-8 (5th)
2006	23-11	11-9 (5th)
2007	19-14	11-9 (T3rd)
2008	26-9	13-7 (4th)
2009	14-17	6-14 (T7th)
2010	24-11	12-8 (4th)
2011	29-5	16-4 (T2nd)
2012	23-11	12-8 (5th)
2013	23-12	11-9 (6th)
2014	22-10	12-8 (5th)
2015	23-10	13-7 (5th)
2016	19-14	8-12 (10th)
2017	23-10	12-8 (T5th)
2017	24-9	12-8 (6th)

ALL-TIME ASSISTANT COACHES

Name	Years Coached
Baez, Denise	2001-02
Cook, Christa	1995
Huliba, Nancy	1980-94
Jewell, Kathy	2003- present
Lawanson, Ruth	1995-98
Leaton, Laura	1999-2001
Loyer, Katie	2002
Nicholas, Patrick	1994
Shondell, John	2003- present
Spitzer, Mary Ann	1991
Stewart, Suzanne	1997
Stosik, Kelly	1992-93
Wilder, John	1998
Willis, Barb	1996



In 1975, the Vietnam War ended and a new show titled "Saturday Night Live" premiered on televisions across the country. Meanwhile, a new era was quietly beginning on the campus of Purdue University.

In August of that year, Carol Dewey became the first head volleyball coach in school history, marking the start of the first varsity women's sport on campus. In 1979, volleyball became Purdue's first women's revenue sport. Dewey was elevated to full-time coaching status.

Twenty years passed between 1975 and the retirement of the Boilermakers' all-time-winningest women's coach. But even now, 44 years after the program's start, Dewey's legacy endures.

During her 20-year tenure, Dewey guided the program to a 469-256 record (.647 winning percentage), including a 240-134 mark in Big Ten Conference play. Those numbers, though impressive, don't even speak of the four conference championships (1979, 1980, 1982, 1985), six 30-win seasons and nine postseason national tournament appearances her charges compiled.

Under her leadership, the Boilermakers went from an upstart program to a yearly national contender. Sixteen of Dewey's 20 teams posted winning seasons, while tallying winning records against nine of the other 10 Big Ten programs. Purdue teams finished among the nation's top 10 on five different occasions, capped by a fifth-place finish in 1982, a year that saw the Boilermakers post a program-best 33-1 record. Six individual players garnered All-America honors, headlined by Marianne Smith's first team selection in 1985, and 39 more earned All-Big Ten accolades.

The Purdue leader also knew how to fire up the program's fan base, motivating 10,645 people to attend the team's Oct. 29, 1985, contest against No. 11 Western Michigan, to set an NCAA single-match attendance record. The squad was looking for a victory in addition to breaking the attendance mark the Mustangs had set in 1983. It succeeded on both counts, taking the match 3-1, while breaking the attendance record by more than 2,000.

"I am very proud of everything we have accomplished in getting the program started from its infancy to where it stands today," Dewey said in her retirement announcement on Dec. 9, 1994.

"The wins are important along the way," she told the Lafayette Journal and Courier in an interview the following day, "but I care who the players are going to be when they are done. I knew that I would be interested in them for a lifetime."

Dewey's squads not only found success on the court but in the classroom. Most of her teams compiled an overall grade-point average of 3.0 or above, and several players graduated with honors. Purdue had six Academic All-Americans, 11 Academic All-District

V picks and 32 Academic All-Big Ten selections (more than any other conference school). In addition, every one of the student-athletes who played volleyball four years at Purdue under her watch graduated.

The Big Ten Coach of the Year in 1982, 1985 and 1987 started a trend that has continued since her departure. All told, the program has boasted 45 All-Big Ten players, while 78 have garnered academic all-conference accolades.

The Dewey File

- Led the Boilermakers from 1975 to 1994
- Compiled a 469-256 record (.647), making her Purdue's all-time winningest women's coach.
- Garnered four Big Ten titles and seven NCAA Tournament berths
- Coached four All-Americans and five GTE Academic All-Americans

Dewey affected the volleyball community not only on campus but across the nation and world. She was a member of the NCAA Division I women's volleyball committee in 1981 and 1982 and also served on the regional advisory committee for the NCAA top 20 poll and on the Russell Athletic All-American selection committee. In 1985, Dewey was selected to the U.S. Olympic Review Committee and was voted the East's head coach in the first Yugo East-West College All-Star Classic in 1987.

She also has influenced programs around the country, helping mold, among others, University of Florida head coach Mary Fischl Wise (1977-80), who has gone on to lead her Gator squad to six NCAA Final Four appearances.

In November of 1991, Dewey was named recipient of the M. Beverly Stone Award by Purdue's chapter of Omicron Delta Kappa. The award is presented to a Purdue staff member in a non-counseling position who provides counseling, support and mentoring to students; makes a commitment to students; provides leadership; and demonstrates a love for the university and campus community.

The criteria for the award sums up the career of Purdue's first volleyball coach perfectly.

After her coaching days, Dewey served as an athletics department academic advisor for several years before retiring again and moving to Illinois. She was inducted into the Purdue Intercollegiate Athletics Hall of Fame in 2003.

In 2003, Dave Shondell, the fourth head coach in program history, honored Dewey with a golden volleyball for her contributions to the program. He also sought to utilize her



Carol Dewey

teams' successes to motivate his own players with the theme "Bring it Back," referring to the program's heyday as a Big Ten and national contender. Dewey's Big Ten champion teams were also recognized with the dedication of new banners in the Intercollegiate Athletic Facility.

"I never doubted that we could be successful," Dewey said in another article, "because I always thought I could develop a winning program at Purdue."

DEWEY THROUGH THE YEARS

Year	Record	Winning %	Big Ten Record/Finish	Postseason
1975	15-16	.484	3-3 (4th)	
1976	21-16	.568	7-5 (4th)	
1977	25-11	.694	5-3 (4th)	
1978	38-9	.809	2-2 (T5th)	AIAW (T13th of 24)
1979	33-16	.673	6-0 (1st)	AIAW (12th of 20)
1980	38-15	.717	6-0 (1st)	
1981	34-8	.810	5-1 (3rd)	NCAA (T9th of 20)
1982	33-1	.970	13-0 (1st)	NCAA (T5th of 28)
1983	26-6	.813	13-0 (2nd)	NCAA (T9th of 28)
1984	25-12	.676	10-3 (2nd)	NCAA (T17th of 28)
1985	34-4	.895	17-1 (1st)	NCAA (T9th of 28)
1986	19-16	.543	8-10 (6th)	
1987	24-14	.632	14-4 (2nd)	NCAA (T9th of 32)
1988	19-15	.559	9-9 (T5th)	
1989	13-20	.394	7-11 (7th)	
1990	21-11	.636	12-6 (3rd)	NCAA (T17th of 32)
1991	13-16	.448	10-10 (T6th)	
1992	17-13	.567	10-10 (6th)	
1993	15-14	.517	8-12 (6th)	
1994	6-23	.261	4-16 (T9th)	
Totals	469-256	.647	169-106	



1975 — Volleyball becomes an intercollegiate sport at Purdue ... Carol Dewey is named head coach ... the Boilermakers record their first-ever win Sept. 27 vs. Carthage at the Illinois State Invitational and finish with a 15-16 record ... Purdue goes 3-3 at the Big Ten Tournament to place fourth ... the Boilermakers are second at the IIAIW State Tournament and earn a bid to the MAIAW Midwest Regional, where they tie for ninth.

1976 — The wheels start rolling as a streak of 10 straight 20-win seasons begins with a 21-16 record ... Purdue goes 7-5 at the Big Ten Tournament for fourth place ... the Boilermakers win the Ball State Invitational after winning eight of 10 games over four matches ... they finish third at the IIAIW State Tournament.

1977 — The Boilermakers post a 25-11 record ... Barbara Barnes, Mary Fischl and Becky Held are the program's first recruited athletes ... Purdue is fourth at the Big Ten Tournament for the third straight season with a 5-3 record ... the Boilermakers are third at the IIAIW State Tournament after splitting their four matches ... Denise Davault sets a school season record with a .355 hitting percentage.

1978 — Purdue bursts onto the national scene, winning 20 of its first 21 matches en route to a school-record 38 wins and 38-9 mark ... the Boilermakers win the Michigan State and Indiana invitionals ... they are fifth at the Big Ten Tournament with a 2-2 record, then go on to claim championships at the IIAIW State Tournament with a 4-0 mark and the MAIAW Midwest Regional with a 5-0 mark ... Joanie Kampen is named to the regional all-tournament team ... the regional crown sends the Boilermakers to the AIAW Nationals, where after losing their first three matches they rebound with two wins to tie for 13th place among 24 teams ... Denise Davault finishes her career with a school-record .331 hitting percentage.

1979 — Volleyball becomes Purdue's first women's revenue sport ... Carol Dewey is elevated to full-time coaching status ... Miriam Quinnett and JoAnn Wissen receive the program's first two full scholarships ... Purdue goes 33-16 and wins its first Big Ten championship by going 6-0 at the conference tournament ... the team wins its second straight IIAIW State Tournament, is second at the MAIAW Midwest Regional and places 12th among 20 teams at the AIAW Nationals ... Colleen DeMeyer, Mary Fischl and Becky Held are named to the regional all-tournament team ... DeMeyer sets a school season record with 1,512 hitting attempts.

1980 — The Boilermakers celebrate the new decade with another banner year ... they tie the school record for wins in a season en route to a 38-15 mark and win their second straight Big Ten championship with another flawless 6-0 record at the conference tournament ... Mary Fischl and Becky Held are Purdue's first All-Big Ten selections ... the Boilermakers continue to dominate the state of Indiana by winning their third IIAIW State

Tournament in a row ... they improve their three-year record vs. intrastate schools to 23-0 ... Fischl and Held are named to the MAIAW Midwest Regional All-Tournament team.

1981 — It's a landmark year for women's athletics as for the first time the Big Ten officially recognizes women's athletics and begins sanctioning league championships ... it also marks the first year the NCAA takes women's sports under its wings ... Purdue posts a 34-8 record and finishes third at the final Big Ten Tournament with a 5-1 mark ... Kate Crandell and Jane Neff are named all-conference ... the Boilermakers defeat Tennessee in their first-ever NCAA Tournament match before falling to UCLA in five games in the South Regional to finish in a ninth-place tie nationally ... Neff and JoAnn Wissen are named to the NCAA Regional All-Tournament team ... Neff sets a school season record with 75 solo blocks and is runner-up for Big Ten Athlete of the Year ... the Boilermakers set a school record with 230 solo blocks ... Donna Hardesty and Anne McMenamy create the Monon Spike as a traveling trophy to be given to the winner of one Purdue-Indiana match each year.

1982 — Purdue has its finest season ... the Multi-Purpose Athletic Facility (now Intercollegiate Athletic Facility) is completed and serves as the team's new home ... the Boilermakers win their first 33 matches before ending the year 33-1 ... they go 13-0 to finish first in the Big Ten East Division, then host the inaugural Big Ten Championship and top Minnesota and Northwestern to win their third conference crown in four years ... Kate Crandell, Jane Neff and JoAnn Wissen are named All-Big Ten ... Purdue defeats Rutgers in the first round of the NCAA Tournament, then hosts the Mideast Regional and rallies in dramatic fashion to top Nebraska in the semifinals after being down 2-0 ... the Boilermakers lose to USC in the regional finals to finish in a fifth-place tie nationally for their best-ever showing ... Crandell and Joan King are named to the regional all-tournament team ... Neff caps her career by being named honorable mention All-American and first team Academic All-American ... Annette Bauer is chosen for the U.S. Olympic Sports Festival team ... Carol Dewey is a finalist for national Coach of the Year honors ... Jan Hoosline sets a school match record with 13 block assists at Illinois State on Oct. 20 ... the Boilermakers set school match records with 22 service aces at Minnesota on Oct. 2 and 27.5 total blocks at Illinois State on Oct. 20 ... they hit a school season record of .285 for the year.

1983 — Purdue goes 26-6 and again coasts through the Big Ten regular season with a 13-0 mark in the East Division for first place ... the Boilermakers beat Iowa in the conference tournament before losing to Northwestern in the finals ... they defeat Illinois State in the NCAA Tournament first round, then host the Mideast Regional and fall to Western Michigan in the semifinals before a Multi-Purpose Athletic Facility (now IAF) record crowd of 1,862 to tie for ninth place nationally ... Purdue sets a school match record with a .560 hitting percentage vs. Notre Dame

on Sept. 8 while playing its shortest match in history at 41 minutes ... Purdue sets a school match record with 18 Solo Blocks vs. Northwestern on Oct. 15 ... Annette Bauer is named first team All-Big Ten, and Kate Crandell, Jan Hoosline and Joan King are second team ... Crandell and Kim Corwin are named to the NCAA Regional All-Tournament team ... Hoosline is named third team Academic All-American ... Crandell is chosen for the U.S. Olympic Sports Festival team, and Becky Winsett is selected to the Athletes in Action team ... Marianne Smith leads the Big Ten in hitting percentage with a .363 mark in conference matches and Hoosline ties for the lead with 32 service aces ... Crandell sets a school match record with eight solo blocks vs. Pittsburgh on Oct. 7 ... Hoosline finishes her career with a school-record 228 service aces ... Purdue is ranked No. 7 nationally, the highest ranking ever in its history, the week of Nov. 15.

1984 — The Boilermakers are 25-12 ... Big Ten dominance continues as they go 10-3, finish first in the East Division and improve their regular-season record to 36-3 over the last three seasons ... Purdue hosts the conference tournament and, for the second straight year, downs Iowa before losing to Northwestern in the finals ... Purdue closes the regular season with a Thanksgiving trip to California and defeats San Jose State and California on consecutive nights after being down 2-0 ... the Boilermakers lose at San Jose State in the first round of the NCAA Tournament ... Kate Crandell and Marianne Smith are first team All-Big Ten, and Annette Bauer and Kim Corwin earn second team honors ... Crandell earns all-conference laurels for the fourth straight year ... Smith is the Big Ten Player of the Year and second team All-American ... she sets a school season record with 93 service aces with her famed jump serve ... Bauer is first team Academic All-American ... Corwin is chosen for the USA Junior National team ... the Boilermakers tally a school season record of 451 total blocks ... Bauer ends her career with a school record of 4,568 assists while playing every point of every match, and Crandell finishes her career with a school record of 223 solo blocks.

1985 — The Boilermakers return to the 30-win plateau and claim their fourth overall Big Ten championship and third in the first six seasons of the 1980s ... they finish 34-4 overall and are 17-1 in the first year of conference double round-robin play ... Purdue opens the season with 13 straight wins ... the Boilermakers set an NCAA attendance record with a crowd of 10,645 against Western Michigan for Pac Mac on Oct. 29 in Mackey Arena and set a Big Ten record with a crowd of 3,279 against Illinois on Nov. 5 in Mackey ... Purdue downs Illinois State in the first round of the NCAA Tournament, then loses to Nebraska in the Mideast Regional semifinals to tie for ninth place nationally ... Marianne Smith sets school match records with nine service aces vs. Butler on Sept. 13 and 32 kills at Texas A&M on Oct. 12 ... the Boilermakers record 89 assists against Texas A&M ... Linda Reichl has 75 total attempts at Ohio State on Nov. 23 ... Smith is the Big Ten Player of the Year for the second straight season and Purdue's first-ever first team All-American ... she



is runner-up for Big Ten Athlete of the Year honors and is selected for the World University Student Games team ... Smith sets a school season record with 212 total blocks and leads the Big Ten in kills with an average of 4.30 in conference matches ... Reichl and Kim Corwin are second team All-Big Ten, and Cheryl Flowers is honorable mention ... Flowers is a second team Academic All-America choice ... Reichl is named to the NCAA Regional All-Tournament team ... she is chosen for the U.S. Junior National and U.S. Olympic Sports Festival teams ... Carol Dewey shares Big Ten Coach of the Year honors ... Smith finishes her career with a school record 567 total blocks.

1986 — A mid-year injury to preseason All-American Linda Reichl plays a key role in the Boilermakers finishing 19-16 and snapping their string of 10 straight 20-win seasons ... they have their first-ever losing record in the Big Ten at 8-10 for sixth place ... Darcy Orin hands out 76 assists vs. Duke on Oct. 15 ... Debbie McDonald is named second team All-Big Ten and the conference Freshman of the Year ... Reichl, Debbie Leeman and Barbara Meeker are honorable mention All-Big Ten ... Leeman and McDonald are All-North Central Region ... Leeman sets a school season record with 148 block assists and leads the Big Ten in total blocks with an average of 1.49 in conference matches ... Purdue sets a school match record with 106 kills vs. Duke on Oct. 15 ... the Boilermakers attract a gathering of 2,789 against Western Michigan on Nov. 11.

1987 — The Boilermakers bounce back with a 24-14 record and finish second in the Big Ten with a 14-4 mark ... they return to the NCAA Tournament and finish in a ninth-place tie after defeating Penn State in the first round and falling to Nebraska in the second round ... Purdue plays host to the NCAA Championships at Market Square Arena in Indianapolis ... Debbie McDonald is second team All-American ... McDonald and Linda Reichl are All-North Central Region and first team All-Big Ten ... Becky Kanitz, Barbara Meeker and Darcy Orin are honorable mention all-conference ... Barbara Meeker is second team Academic All-American ... McDonald is chosen to the U.S. Olympic Sports Festival team, and Reichl is selected for the Yugo East-West College All-Star Classic coached by Carol Dewey ... Kanitz leads the Big Ten in service aces with 49 in conference matches and in digs with a conference-record average of 4.49 ... it's a record-breaking year ... two school individual match records are set — McDonald with a 1.000 hitting percentage (13 kills in as many attempts) at North Carolina State on Sept. 25 and Kanitz with 37 digs both at Northwestern on Nov. 7 and at Western Michigan on Nov. 10 ... one school team match record is set — 144 digs at Western Michigan ... two school individual season records are set — Kanitz with 606 digs and Darcy Orin with 1,610 assists ... four school team season records are set — 5,656 total attempts, 386 service aces, 602 block assists and 2,214 digs ... the Boilermakers play a 2:45 marathon match vs. Illinois on Nov. 25 (won by Purdue in five games).

1988 — Purdue goes 19-15 and ties for fifth in the

Big Ten at 9-9 ... Debbie McDonald is named second team All-American, All-North Central Region and first team All-Big Ten ... she is selected to the USA National "B" team ... Becky Kanitz is honorable mention all-conference ... Barbara Meeker is named third team Academic All-American ... Kanitz leads the Big Ten in digs for the second straight year with an average of 4.34 in conference matches ... she finishes her career with a school-record 1,564 digs ... the Boilermakers' attendance average of 782 ranks ninth in the country.

1989 — Despite the exploits of Debbie McDonald, the Boilermakers suffer their first sub-.500 season since their charter year of 1975 ... they are 13-20 and seventh in the Big Ten at 7-11 ... McDonald is selected second team All-American, All-Mideast Region and first team All-Big Ten ... she sets a school season record with 597 kills and finishes her career with school records of 2,108 kills, 4,783 total attempts and 378 block assists ... the 2,108 kills ranks fourth on the NCAA Division I all-time list at the time ... Purdue's home match against Illinois on Nov. 11 is televised nationally by ESPN ... the Boilermakers' home attendance average of 903 ranks 16th in the country.

1990 — Purdue rebounds in fine fashion with a 21-11 overall record and remains in the Big Ten championship race late into the season before finishing third at 12-6 ... the Boilermakers return to the NCAA Tournament for the first time since 1987 and fall at undefeated Penn State in the first round ... Purdue wins the inaugural Mortar Board Purdue Premier ... Amber Douglas is named second team All-Mideast Region and second team All-Big Ten ... Kelly Niedbalski is second team all-conference and Monica Ball and Jill Whiteman are honorable mention ... Niedbalski leads the Big Ten in assists with an average of 12.87 in conference matches ... Purdue sets a school match record with 275 total attempts vs. Wisconsin and has 89 assists vs. Indiana on Oct. 20 ... the Boilermakers' attendance average of 994 ranks 12th in the nation.

1991 — The Big Ten celebrates the 10th anniversary of women's athletics and selects an All-Decade team for each women's sport ... a total of seven Boilermakers are selected to the volleyball team, more than any other school ... Debbie McDonald, Jane Neff and Marianne Smith are named to the first team, and Annette Bauer, Kate Crandell, Jan Hoosline and Joan King are named honorable mention ... following the worst start in their history at 0-4 the Boilermakers bounce back to finish 13-16 ... they tie for sixth place in the Big Ten at 10-10 ... Purdue defeats No. 18 Illinois in five games at home Oct. 30 ... Darcy Jones is named honorable mention All-Big Ten ... Donna Gill leads the Big Ten in total blocks with an average of 1.56 in conference matches ... she has a record performance vs. Michigan on Nov. 22, setting the school match record with 16 total blocks and tying the school standard with 13 block assists ... the Boilermakers have 36 block assists vs. Penn State on Oct. 5 and vs. Michigan on Nov. 22 ... Purdue draws 1,721 fans against Indiana on Oct. 18, now the third-largest crowd ever in the Intercollegiate Athletic Facility ... the Boilermakers' home attendance

ALL-DECADE TEAM

The Big Ten Conference celebrated the 10th anniversary of women's athletics throughout the 1991-92 school year. In conjunction with the celebration, the conference selected All-Decade teams for each women's sport for the period of 1981-82 to 1991-92. The Purdue athletes so honored are listed in the 1991 recap below.

A group including Purdue volleyball coaches and administrators selected a Purdue Volleyball All-Decade team, which is listed below.

Annette Bauer, S, 1981-84
Kim Corwin, OH, 1982-85
Kate Crandell, MB, 1981-84
Amber Douglas, OH/MB, 1987-90
Jan Hoosline, OH, 1980-83
Becky Kanitz, OH, 1985-88
Joan King, OH, 1980-83
Debbie McDonald, OH, 1986-89
Jane Neff, MB, 1979-82
Kelly Niedbalski, S, 1987-90
Linda Reichl, OH/MB, 1984-87
Marianne Smith, MB, 1982-85

average of 1,303 ranks 11th in the country.

1992 — The Boilermakers regain their winning touch with a 17-13 overall record and 10-10 Big Ten mark for sixth place ... they win the Miami-Days Inn Classic on Sept. 11-12 ... Darcy Jones is named second team All-Big Ten and All-Mideast Region, while Donna Gill is honorable mention all-conference ... Lisa Bonner is Academic All-Big Ten ... Jones ties the school match record with 32 kills in a thrilling five-game victory (14-16, 16-14, 14-16, 15-10, 19-17) over Northern Illinois on Sept. 11 ... she notches her 1,000th career kill at Penn State on Oct. 30 ... Gill and Amy Warner set Purdue and Big Ten match records with 16 block assists vs. Indiana on Oct. 21 and they also tie the school record with 16 total blocks ... Purdue has a school-record 42 block assists in that match ... Gill records the 10th triple-double in school history at Northwestern on Nov. 14 ... Purdue averages 1,194 fans per home match to rank 13th nationally.

1993 — Purdue is 15-14 overall and 8-12 in the Big Ten for sixth place ... the Boilermakers win the UTA/Asics Tiger Tournament on Sept. 3-4 ... Carey Burvis is the season's first Big Ten Player of the Week for the week ending Sept. 5 ... a crowd of 1,740, the second-largest ever in the Intercollegiate Athletic Facility, streams in for a four-game victory over intrastate rival Indiana on Oct. 27 that features Purdue freshman Kelli Kerkhoff and her older sister, Jill, a senior for the Hoosiers ... the Boilermakers win consecutive five-game thrillers over No. 24 Illinois on Oct. 29 and No. 15 Ohio State on Nov. 5, both at home ... Purdue serves up 236 aces, its most since the 1988 season ... Burvis gets her 1,000th career kill vs. Iowa at home Nov. 19



and goes on to be named first team All-Big Ten and second team All-Mideast Region ... Paula Harmon and Stacey Mondino are Academic All-Big Ten ... Purdue ranks 13th in the country in home attendance with a school-record average of 1,444.

1994 — The Boilermakers are 6-23 overall and 4-16 in the Big Ten for a ninth-place tie with Michigan ... two of their wins come against nationally ranked teams, in four games over No. 20 Kentucky in the season opener Sept. 2 and in five games over No. 19 Wisconsin on Oct. 8 ... Purdue shows a flair for the dramatic at Northwestern on Nov. 5 after losing the first two games 6-15 and 6-15 and trailing in the third game 10-14 by rallying to win 17-15, 15-8, 15-13 ... White erupts for 29 kills, three shy of the school record, in a three-game victory over Northwestern at home Oct. 7 ... White is named Big Ten Player of the Week for the week ending Oct. 9 ... Lauri Grimes, Sarina Harris, Kelli Kerkhoff and Brooke White are named Academic All-Big Ten ... Kerkhoff and White are selected Academic All-District V ... the Boilermakers average 1,227 fans per home match to rank 17th in the nation ... Jane Neff, who played from 1979 to 1982, is a member of the inaugural Purdue Athletic Hall of Fame class inducted Nov. 17 ... head coach Carol Dewey announces her retirement after 20 years on Dec. 9 ... Dewey finishes her career as Purdue's all-time-winningest women's coach with a 469-256 record, an outstanding .647 winning percentage.

1995 — A new era begins when Joey Vrazel is named head coach Feb. 10 ... the Boilermakers finish 8-20 overall and 6-14 in the Big Ten for ninth place ... Purdue rallies from a 0-2 deficit to defeat No. 20 Illinois 9-15, 6-15, 15-3, 15-13, 15-12 at home Sept. 29 ... the Oct. 18 home match against Northwestern is televised live by SportsChannel-Chicago and played under an experimental timed scoring format ... the Boilermakers win 5-0 ... Brooke White is Big Ten Player of the Week for the week ending Nov. 5 ... White records the 1,000th kill of her career at Penn State on Nov. 11 ... White finishes second in the Big Ten in hitting percentage (.359 in conference matches) and is honorable mention All-Big Ten ... a school-record seven players earn academic all-conference honors: Lauri Grimes, Sarina Harris, Sue Jurkonis, Kelli Kerkhoff, Linda Menconi, Stacey Mondino and White ... Purdue ranks 16th in the country in attendance with an average of 1,351 fans per home match ... the Boilermakers draw crowds of more than 1,000 for every home match for the first time in school history.

1996 — Offense is the watchword as Purdue improves to 13-19 overall and 6-14 in the Big Ten for eighth place ... the Boilermakers set school season records for kills (2,066) and assists (1,890) ... they rank 12th in the nation in kills (17.36 per game) and eighth in assists (15.88) ... Purdue establishes a school match record with 100 assists vs. Michigan on Nov. 22 ... the Boilermakers are regionally ranked the weeks of Sept. 30 and Oct. 14 ... Brooke White is named Big Ten Player of the Week for the week ending Sept. 1 and goes

on to earn first team all-conference honors ... White twice ties the school match record of 32 kills — vs. Weber State on Aug. 31 and vs. Illinois on Oct. 11 ... she averages a school-record 4.85 kills per game and becomes one of only three players in school history to rank in the top 10 in career kills (second), total blocks (sixth), service aces (tied for eighth) and digs (ninth) ... Lauri Grimes receives Academic All-District V laurels ... Grimes and Linda Menconi set school match records with 80 total attempts and 87 assists, respectively, vs. Houston on Sept. 14 ... a school-record-tying seven players are Academic All-Big Ten: Grimes, Sarina Harris, Sue Jurkonis, Kelli Kerkhoff, Menconi, Connie Paul and White ... Purdue averages 1,365 fans per home match to rank 17th nationally.

1997 — Purdue goes 10-21 overall and 3-17 in the Big Ten for 10th place ... Purdue blanks Boston College 15-0 in Game 1 at Florida State Classic on Aug. 30 for the first whitewashing of an opponent since Butler on Sept. 17, 1993 ... the Boilermakers capture the Mortar Board Purdue Premier title with wins over Central Michigan, Indiana State and Syracuse en route to a 6-1 start (their best in five years) ... Katie Gibbons tallies 26 kills vs. Indiana State for the most by a freshman since Debbie McDonald had 27 against Michigan on Nov. 28, 1986 ... Kelly Colangelo is named Most Valuable Player of Mortar Board tournament ... down two games to none, the Boilermakers rally to upend Duke in five games Sept. 20 ... two of the three largest crowds in the history of the Intercollegiate Athletic Facility (capacity 1,650) are on hand Sept. 26 vs. intrastate rival Indiana (1,976) and Sept. 27 vs. Penn State (1,775) ... with only seven players available to play, Purdue takes No. 24 Michigan State to the limit before falling in five games in East Lansing on Nov. 8 ... the Boilermakers win the 500th match in the 23-year history of the program and retain possession of the Monon Spike for the second straight year with a sweep of Indiana in Bloomington on Nov. 15 ... Taryn Catlin, Colangelo, Sarina Harris, Linda Menconi and Connie Paul earn Academic All-Big Ten honors ... Harris finishes her four-year career with a 4.0 grade-point average ... Purdue averages 1,314 fans per home match to rank sixth in the Big Ten and 16th in the nation.

1998 — Purdue posts a 14-15 record (8-12 Big Ten, 7th place), marking the most overall wins the program has seen since 1993 ... the eight conference wins and the seventh-place finish are also the best for Purdue since 1993 ... Purdue opens the season with five consecutive victories ... three of those wins come in the Mortar Board Purdue Premier, which the Boilermakers win for the second year in a row ... Sarah Emke is named Mortar Board Most Valuable Player ... the largest crowd at the IAF in school history (1,979) watches the Boilermakers play Penn State ... Purdue wins the coveted Monon Spike trophy with a five-game victory against Indiana ... the Boilermakers pick up season sweeps of Iowa, Michigan and Minnesota ... Aneska Arosarena tallies a school-record 34 kills against Minnesota in the IAF on Oct. 23 ... her effort is bettered by Bev Krupa, an honorable mention All-Big Ten selection, who records 38 kills in a loss at Indiana

on Nov. 7 ... Purdue closes the season on a high note with a win at Minnesota on Nov. 28 ... Taryn Catlin, Connie Paul and Jennie Williams earn Academic All-Big Ten honors ... Purdue averages 1,300 fans per home match, ranking fifth in the Big Ten and 15th in the nation.

1999 — Jeff Hulsmeier becomes the third head coach in Purdue volleyball history on May 25, 1999 ... the Boilermakers post a 15-14 overall record (7-13 Big Ten, tied for 8th place), marking the most victories since the 1993 campaign ... Purdue wins six straight matches in the non-conference season, the most consecutive wins since 1990 ... the Boilermakers pick up tournament titles at the Northern Arizona Fiesta Bowl Tournament and the Boilermaker Invitational ... Aneska Arosarena is named MVP at Northern Arizona, while Taryn Catlin takes the honor in West Lafayette ... the Boilermakers knock No. 18 Michigan and No. 23 Illinois from national rankings ... the largest crowd at the IAF in Purdue history (2,076) watches the Old Gold and Black take on Penn State ... Catlin completes her career as all-time assists leader with 4,584 ... Arosarena, Christy Case, Catlin, Christi Kelsey, Lori Knicker and Connie Paul earn Academic All-Big Ten honors ... Purdue averages 1,281 fans per home match, ranking 17th in the nation.

2000 — The Boilermakers' 25th anniversary season gets off to a fine start with the first-annual alumni match featuring former All-American Marianne Smith ... Purdue gets off to an 8-1 start, but finishes with a 13-19 record (5-15 Big Ten, ninth place) ... the Old Gold and Black drops six in a row and finds it hard to rebound and goes on to turn in its worst record since the 1996 campaign ... the Boilermakers knock off No. 25 Michigan 3-1 on Sept. 30 ... Purdue picks up its first victory at Illinois' Huff Hall in the program's history on Oct. 25 ... the Old Gold and Black reclaims the Monon Spike in a heated 3-2 victory over intrastate rival Indiana on Nov. 24 ... seniors Julie Doud, Laura Norton, and Melissa Risher complete their careers as Boilermakers ... Christy Case, Lori Knicker, Lisa Parker, Melissa Risher and Tiffany Yoskey earn Academic All-Big Ten honors ... Risher also earns second team Verizon Academic All-District V accolades ... freshman Joanna Lowry is named to the inaugural Big Ten All-Freshman team ... Purdue averages 1,163 fans per home match (17,444 total) to rank fifth in the Big Ten and 20th in the country.

2001 — The Boilermakers get off to a rough start, dropping six in a row on the road in tournaments at Washington and Miami ... Purdue's Sept. 11 match at Valparaiso is cancelled as the nation mourns the national tragedy that claimed lives in Washington, D.C., New York and Pennsylvania ... the mourning continues throughout the weekend, and the Mortar Board Purdue Premier is cancelled ... the squad returns to action on Sept. 21 with its lone conference victory over Iowa ... Purdue picks up a 30-28, 30-25, 30-22 victory over IUPUI on Oct. 9, ending a five-match losing streak ... the Old Gold and Black fights to hold off Valparaiso on the road with a 30-27, 23-30, 30-27, 30-26 victory on Oct. 23 ... the Boilermakers' final win of the season



comes against Indiana State on Nov. 6, and they finish the year 4-25 overall ... seniors Christy Case, Lori Knicker and Maegan Petersen complete their careers as Boilermakers ... Jen Bova, Case, Knicker, Joanna Lowry and Tiffany Yoskey earn Academic All-Big Ten honors ... team earns President's Cup Award, which is given to the varsity team with the highest cumulative GPA ... Purdue averages 1,205 fans per home match (14,462 total) to rank fifth in the Big Ten and 22nd in the country.

2002 — The Boilermakers begin the year with a 10-3 record, marking the best start since the 1999 season, but finish 12-21 (2-18 Big Ten)... the squad kicked off the season by winning the Lady Raider Invitational title in Murfreesboro, Tenn., defeating Chicago State, Evansville, Western Carolina and host Middle Tennessee State ... Joanna Lowry is named tournament MVP and Kim McConaha receives all-tournament team honors ... the team returns home to record a 3-1 mark at the 12th Annual Mortar Board Purdue Premier, good for third place ... Lowry records a 20-kill, 21-dig performance vs. Western Kentucky, the first 20-20 performance since 2000 ... McConaha and Lowry are named to the all-tournament team ... the Boilermakers go 1-2 at the Hampton Inn/Jayhawk Classic in Lawrence, Kansas, but head coach Jeff Hulsmeier claims his 200th career victory, as the team downs Marquette 3-2 on Sept. 13 ... McConaha receives all-tournament accolades ... the team wraps up the non-conference season with a five-game victory over Notre Dame, which was ranked in the top 30 at the time... in Big Ten play, the Boilermakers beat eventual NCAA competitor Michigan 3-2 in the IAF, while also topping the Iowa Hawkeyes ... Lowry becomes the 16th player in school history to post 1,000 career kills on Oct. 25 against Michigan State ... Tiffany Yoskey ends her Purdue career, garnering Academic All-Big Ten honors along with Lowry and Jen Bova ... Renata Dargan is named to the conference's all-freshman team... head coach Jeff Hulsmeier's tenure with the program ends in December ... Lowry dies tragically in March, during the team's offseason.

2003 — Dave Shondell becomes the fourth head coach in program history ... under his leadership, the 2003 team manages a 14-17 overall record and an eighth-place Big Ten finish, the best since the 1999 season, despite an injury-laden season ... starts the year with a 2-1 mark at the Billiken Invitational in St. Louis ... finishes second at the Rice Crown Plaza Invitational in Houston ... Kim McConaha highlights the tournament with a triple double against the host Owls ... kicks off home season by winning its own Mortar Board Premier title, topping Middle Tennessee State, Mississippi State and Indiana State ... McConaha and Leah Wischmeier are named to all three all-tournament teams, while Renata Dargan picks up honors at the Rice tourney and freshman Melanie Ukovich is dubbed MVP of the Mortar Board ... posts 4-1 record to begin conference play, including a win over No. 18 Minnesota in the opening weekend ... Wischmeier is named Big Ten Player of the Week after weekend sweep of the Gophers and Iowa ... Purdue

then beats Ohio State in Columbus, marking the team's first away win over the Buckeyes since 1988 ... sweeps No. 16 Michigan State in West Lafayette ... Ukovich tears her ACL against Illinois, sparking a 10-match losing skid ... things brighten up with a five-game win over Northwestern ... Purdue's first win in Bloomington since 1997 garners the team the Monon Spike and the first season sweep of Indiana since 1991 ... McConaha and Dargan are named honorable mention All-Big Ten ... Ukovich picks up All-Freshman team honors despite playing just half the year ... Wischmeier and Daren Poe earn Academic All-District V honors ... five Boilermakers are named to Academic All-Big Ten teams ... team breaks the all-time attendance average record, bringing in 1,534 fans per match, ranking 20th nationally.

2004 — The Boilermakers reach the NCAA Tournament for the first time since 1990 ... the squad posts a 17-15 overall record, while finishing tied for sixth in the Big Ten standings with a 9-11 record, both win totals are the best for the team since 1992 ... starts the season with a four-match win streak, including a victory over No. 12 Georgia Tech ... takes the Badger Challenge title after defeating the Yellow Jackets and Missouri ... Kim McConaha named MVP of the Challenge, while Anne Mastandrea and Renata Dargan garner all-tournament nods ... finishes third at the Lady Vols Classic in Knoxville, Tenn., as Leah Wischmeier earns all-tournament team honors ... McConaha and Wischmeier named to Mortar Board Premier all-tournament team after the team's runner-up finish ... begins Big Ten play with wins over Indiana and No. 13 Illinois, setting up season sweeps of both ... also sweeps Michigan State and Iowa in conference action, while topping Wisconsin for the first time since 1992 ... takes on No. 9 Colorado State in Colorado Springs, Colo., in the program's first NCAA Tournament match since 1990, defeating the Rams in five games ... the win marks the Boilermakers' fourth over a ranked opponent in 2004, a task last completed by the 1985 squad ... ends season with a 3-0 loss to No. 2 Hawai'i in the NCAA second round ... McConaha, Wischmeier and Kim Cappa surpass the 1,000 kill milestone, while Daren Poe records her 1,000th-career dig ... Dargan posts her 3,000th and 4,000th career assists ... Poe and Mastandrea become the first players to amass more than 30 digs in a match since 1990 ... Poe sets a career record for digs per game, while McConaha establishes a new career block assists mark ... McConaha receives first team All-Big Ten and honorable mention All-Mideast Region honors, while Dargan is named honorable mention All-Big Ten ... Wischmeier garners second team Academic All-America accolades, while she and Poe earn Academic All-District V honors.

2005 — The Boilermakers advance to the Sweet 16 of the NCAA Tournament, marking their first time in the third round since 1982 ... the team posts a 25-9 record, its best since 1985, while earning a fifth-place finish in the Big Ten with a 12-8 mark... the fifth-place league finish is the program's best since 1990 ... ranks among the nation's Top 25 for

13 straight weeks, peaking at No. 14 ... kicks off the season with an 11-0 non-conference record including, a win over then-No. 16 Tennessee to take the Mortar Board Premier title ... wins tournament titles at the Nike Invitational and GlaxoSmithKline Classic before taking the Mortar Board crown ... Renata Dargan takes MVP honors at the Nike and GSK Classic, while Leah Wischmeier garners the accolade at the Mortar Board ... Wischmeier tears ACL in final game against the Lady Vols in the tournament title match ... team begins Big Ten play with losses to No. 16 Ohio State, No. 4 Penn State and No. 8 Wisconsin, but takes Penn State to five games, marking first time Boilermakers have taken two games from PSU since 1984 ... hosts Pack Mackey promotion Oct. 2, bringing in a crowd of 8,512 for a three-game win over Northwestern ... begins nine-match conference win streak, including an upset of then-No. 9 Minnesota ... after snapping the streak, squad rebounds with the program's first win over No. 10 Wisconsin in Madison since 1992 ... sweeps Michigan, Michigan State, Iowa, and Illinois ... earns No. 14 seed in NCAA Tournament ... topples Virginia Commonwealth and College of Charleston in first and second round matches in Chapel Hill, N.C. ... season ends with 3-0 loss to eventual national champion, No. 3 Washington, in the Sweet 16 ... Dargan earns honorable mention AVCA All-America, first-team All-Mideast Region and first-team All-Big Ten honors ... also sets Purdue record for career assists on Sept. 7 and becomes first Boilermaker to reach the 5,000-assist milestone on Sept. 30 ... Stephanie Lynch garners honorable mention All-Region, honorable mention All-Big Ten and All-Big Ten Freshman Team accolades ... Danita Merlau earns All-Big Ten Freshman Team honors ... Dargan receives Academic All-District V honors, while she and six other Boilermakers earn Academic All-Big Ten accolades ... team averages 2,183 fans per match to rank 10th in the national attendance rankings.

2006 — The Boilermakers earn their second straight Sweet 16 berth and third straight NCAA Tournament appearance ... the team posts a 23-11 record, marking the first back-to-back 20 win efforts since 1984 and 1985 ... records 11-9 Big Ten mark, good for fifth place in the league ... ranks among the nation's Top 25 throughout the season, including two weeks at the No. 9 spot, the program's highest ranking since 1983 ... the newly renovated IAF, which includes a volleyball specific court dedicated as Belin Court, sees first action at season-opening Mortar Board Premier ... team earns tournament titles at the Mortar Board and Mizuno Challenge to start the season ... Brittany Dildine takes MVP honors at the Mortar Board, while Stephanie Lynch and Danita Merlau earn all-tournament team nods ... Kelli Miller garners MVP honors at the Mizuno Challenge, while Merlau receives all-tournament team accolades ... team moves to 9-0 on the year with victories against Dayton and Western Michigan ... suffers first loss in four-game decision against No. 9 USC ... rebounds with four-straight wins, including three against ranked opponents in No. 20 Pepperdine, No. 19 Michigan and No. 13 Ohio State, to move to 13-1, marking Purdue's best start since 1995 ... the Ohio

State match airs on ESPN2, marking the first of four television appearances for the Boilermakers ... posts 8-8 record in final 16 conference matches ... registers season sweeps of Iowa, Indiana, Northwestern and Illinois ... Lynch earns AVCA National Player of the Week honors, Nov. 20 after racking up a career-best 12 blocks vs. Northwestern ... team earns No. 14 overall seed in NCAA Tournament ... sweeps Saint Louis and Kentucky in the opening two rounds on Belin Court ... season ends against No. 5 Penn State in the Sweet 16 ... Lynch receives honorable mention AVCA All-America, first team All-Mideast Region and first team All-Big Ten acclaim, after being named a preseason all-conference selection ... Samantha Mader garners honorable mention All-Big Ten accolades ... Dildine surpasses 1,000-dig milestone on Sept. 30 vs. Penn State ... Merlau receives Academic All-District V honors, while she and eight other Boilermakers earn Academic All-Big Ten accolades.

2007 — Purdue posts a 19-14 overall record, including a third-place finish in the Big Ten, its best conference showing since 1990 ... the team earns its fourth straight NCAA Tournament berth, marking the first time the Boilermakers had done so since 1981-1984 ... after being ranked 13th in the preseason poll, the Boilermakers start the season with a pair of wins at the Duke Invitational, but hit a buzzsaw in the No. 19 Blue Devils in the tournament finale... Anne Mastandrea and Danita Merlau earn all-tournament team nods ... Mastandrea goes on to earn Big Ten Co-Defensive Player of the Week honors for her efforts ... Purdue drops to No. 17 after the showing ... the team manages a 1-2 mark at its own Mortar Board Premier, while Stephanie Lynch garners all-tournament team accolades ... now unranked, the Boilermakers rebound with a trio of wins en route to the Clemson Big Orange Bash tournament title... the team extends the win streak to four, topping Oregon at the Sports Imports Classic in Columbus, Ohio, before wrapping up non-conference play against No. 4 USC ... the Boilermakers face off with three top 15 opponents in their first five conference matches, No. 12 Minnesota, No. 3 Penn State and No. 9 Wisconsin ... Purdue makes its Big Ten Network debut with a Monday evening match at Illinois, taking a five-game thriller and moving to 3-3 in conference play ... Kelli Miller sets school record with 40 digs as Indiana takes the Monon Spike for the first time since 2002 ... Purdue rebounds with a four-game road win over No. 15 Michigan to end the first half of the conference season at 6-4 ... the team wraps up its first season sweep of Ohio State since 1988 with a four-game win in Columbus ... Lynch earns Big Ten Defensive Player of the Week honors for her 13-block effort against the Buckeyes ... Purdue splits its final weekend of conference play, falling to Michigan State, but finishing with a win over Northwestern to clinch a tie for third place with an 11-9 mark ... the Boilermakers face No. 19 Ohio in Athens, Ohio, in the NCAA Tournament first round and defeat the Bobcats 3-1 ... No. 17 Cal Poly issues the team a 3-0 loss to end the season ... Lynch garners honorable mention AVCA All-America, first team All-Mideast Region and

first team All-Big Ten accolades, after being named a preseason all-conference selection ... Samantha Mader, Merlau and Lynch reach the 1,000 kill milestone ... Miller and Mastandrea surpass the 1,000-dig mark ... Merlau earns Academic All-District V honors, while she and seven other Boilermakers earn Academic All-Big Ten accolades ... Purdue ranks 12th nationally in attendance average (2,075 per match).

2008 — The Boilermakers post their best overall and conference win totals in more than 20 years with a 26-9 mark including a 13-7 league tally ... the 26-win tally was the program's best since 1985, while the 13 conference victories were the most since 1987 ... the team makes its fifth-straight NCAA Tournament appearance, matching the 1981-1985 squads for the most consecutive NCAA postseason appearances ... the Boilermakers advance to the second round for the fifth-straight year and the Sweet 16 for the third time in four seasons ... Purdue was ranked in the nation's Top 25 throughout the season, beginning with a No. 25 preseason ranking and peaking with a No. 15 ranking on Sept. 8 ... Stephanie Lynch is named AVCA first-team All-America, becoming the first Purdue player to do so since 1985 ... the Boilermakers post an 11-1 mark in five game matches during the year ... the team kicks off the season with seven straight wins, including head coach Dave Shondell's 100th collegiate win over Tennessee State on August 29, an upset victory over No. 14 Kansas State on August 30 and tournament titles at the Mortar Board Premier and the Active Ankle Challenge ... Danita Merlau is named the Mortar Board MVP, while Lynch and Kelli Miller receive all-tournament team acclaim ... Miller takes MVP honors at the Active Ankle Challenge in her hometown of Muncie, Ind., while Lynch and Merlau also garnered all-tournament team nods ... a five-set loss to Utah State mars the team's perfect non-conference campaign, but the squad rebounds with four straight victories en route to the Utah Classic and Dayton Invitational titles ... Lynch picks up MVP accolades at both tournaments, while Miller and Jaclyn Hart also bring home all-tournament team honors from the Utah Classic ... Merlau and Miller round out Purdue's all-tournament team contingent at the Dayton Invitational ... Lynch and Miller swept the Big Ten Player and Defensive Player of the Week honors on Sept. 15 ... an upset win over No. 19 Wisconsin highlights the first half of conference play ... Lynch and Miller sweep the Big Ten Player of the Week honors on Oct. 17 ... the Boilermakers edge No. 18 Michigan in five sets to begin the second half of league play ... Purdue posts season sweeps of Iowa, Indiana, Michigan State, Northwestern, Ohio State and Wisconsin ... Lynch garners Big Ten Defensive Player of the Week honors on Nov. 17 for her efforts in the Monon Spike win over Indiana and against No. 1 Penn State ... the Boilermakers take five-set matches from Louisville and Middle Tennessee State in the opening two rounds of the NCAA Tournament played on Belin Court in West Lafayette ... No. 6 Hawai'i posts a come-from-behind win to end Purdue's season in the Sweet 16 ... Lynch garners first team All-Mideast Region and unanimous first team All-Big Ten accolades ... Miller

and Kristen Arthurs are named honorable mention All-Mideast Region ... Lynch sets career marks for hitting percentage, total blocks and block assists and snaps season block assists record ... Merlau takes career hitting attempts record, while Miller becomes career digs and digs per game leader ... Arthurs garners first team Academic All-District V honors, while Lynch and Merlau earn second team accolades ... six Boilermakers receive Academic All-Big Ten acclaim ... Purdue ranks eighth nationally in attendance average (2,485 per match), including a season-best 10,570 fans, who attended the team's Mackey Madness event on Oct. 17 against No. 19 Wisconsin.

2009 — Purdue posts a 14-17 record, including a 6-14 mark in Big Ten play, good for seventh place ... the team plays 11 matches against Top 25 foes and defeats a pair of ranked opponents, downing No. 21 Kansas State and No. 16 Michigan State ... Purdue is ranked 19th in the preseason poll and falls to 24th the following week, before spending five weeks among the vote getters outside of the poll ... the team posts an 3-9 record in five-set matches, including six losses by just two points in the final stanza ... Kristen Arthurs ties Purdue, Big Ten and NCAA record with 1,000 hitting effort (10-0-10) against Ball State in season opener, becoming just 23rd player in Division I history to achieve the feat ... Purdue kicks off the season with 2-1 showings at the Mortar Board Premier, Baylor Classic and Varney's Kansas State Invitational, then wraps up non-conference action with two wins at the Active Ankle Challenge ... Carrie Gurnell is named to the all-tournament team at all four events ... Tiffany Fisher was named MVP of the Active Ankle Challenge and also received all-tournament team honors at the Mortar Board Premier ... Jaclyn Hart garners all-tournament team acclaim at the Baylor Classic and Active Ankle Challenge, while Arthurs receives the nod at the Kansas State Invitational ... Blair Bashen is named as the all-tournament libero at the Baylor event ... Hart posts a triple double against UCF at the Baylor Classic on Sept. 5, making her just the 14th Boilermaker to do so, with a 12 kills, 41 assist, 10 dig effort ... the Boilermakers begin Big Ten play with a win over No. 16 Michigan State and a five-set, 15-13 loss to No. 8 Michigan ... the team drops nine of next 11 games, save home wins against Wisconsin and Iowa and a Monon Spike victory at Indiana ... rookie Ariel Turner earns Big Ten Freshman of the Week honors Sept. 21 and Oct. 19, while classmate Anna Drewry garners three straight honors on Nov. 9, Nov. 16 and Nov. 23 ... Purdue wraps season with a five-set road win at Wisconsin ... Fisher earns honorable mention All-Big Ten accolades, while Turner receives all-freshman team honors ... Gurnell surpasses the 1,000 kill milestone ... Arthurs garners Academic All-District V and Academic All-Big Ten honors ... Purdue ranks 12th nationally in attendance average (2,231 per match).

2010 — Purdue advances to the NCAA Regional Final for just the second time in program history, and first in the 64-team field era ... the team wraps the season with a 24-11 mark, despite playing 10



matches against ranked foes and 17 against 2009 NCAA Tournament teams ... the Boilermakers finish tied for fourth in the Big Ten at 12-8 ... the team knocks off three Top 10 foes: No. 1 Florida in the Regional Semifinals and No. 4 Penn State and No. 10 Illinois during the conference season ... the Boilermakers record the 700th win in program lore with their Sept. 3 sweep of Pittsburgh ... Purdue spends 10 weeks among the vote getters outside of the Top 25 poll, before tying for 24th in the Nov. 29 listing and capping the season at No. 11 in the final poll ... senior setter Jaclyn Hart garners third team All-America, All-Midwest Region and unanimous All-Big Ten honors, while redshirt freshman outside hitter Catherine Rebarchak receives All-Big Ten Freshman Team accolades ... the Boilermakers rank among the nation's top 50 in blocks per set (32nd with 2.50) and kills per set (47th with 13.73), while also ranking 56th in hitting percentage (.236) and 57th in assists per set (12.60) ... individually, setter Jaclyn Hart ranks 49th in assists per set (10.68) ... Purdue kicks off its season with a second-place finish at the Mortar Board Premier, falling to No. 24 Northern Iowa in the finale ... Tiffany Fisher and Ariel Turner are named to the all-tournament team ... the Boilermakers rebound with seven straight wins, taking the Pitt Invitational and Active Ankle Challenge titles along the way ... Jaclyn Hart is named MVP of the Pitt Invite, while Carly Cramer and Catherine Rebarchak receive all-tournament team acclaim ... Turner is named MVP of the Active Ankle Challenge, while Fisher and Emily Ehlers receive all-tournament team nods ... Turner and Hart are named to the Big East/Big Ten Challenge all-tournament squad as Purdue splits its matches ... the team kicks off Big Ten play with a four-set win over rival Indiana ... a historic five-set come-from-behind win over eventual-national champion No. 4 Penn State comes on Oct. 8, giving Purdue its first ever win over a Top 5 foe and first over PSU since 1987 ... a Monon Spike victory at home against Indiana kicks off a stretch of five victories in the last six regular season matches, including wins over No. 24 Northwestern and No. 10 Illinois ... Purdue plays host to Kentucky and Louisville in NCAA first and second round matches, downing each in four sets on Belin Court ... the Boilermakers stun No. 1 Florida via sweep in Austin, Texas, marking the program's first ever victory over a top-ranked foe and putting Purdue in the Regional Final for the first time since 1982 ... a four-set loss to No. 6 Texas ends the postseason run ... senior middle blocker Kristen Arthurs garners first team Academic All-District V honors for the third straight year ... Arthurs and five others receive Academic All-Big Ten acclaim ... Cramer joins the 30-dig club with a 30 save effort against No. 17 Minnesota on Oct. 1 ... Purdue packs in a Holloway Gymnasium record crowd of 2,588 fans for its Nov. 10 Monon Spike match with Indiana ... the Boilermakers rank 17th nationally in attendance average (1,988 per match).

2011 — Purdue makes the program's 14th NCAA Tournament appearance and seventh in the last eight seasons after posting its best record since the 1985 season (29-5), including the most conference victories

since 1985 (16-4), and a second place Big Ten finish, its best since 1987 ... the Boilermakers advance to the NCAA third round for the sixth time in program history and fifth since 2005 ... the team is ranked among the top 15 throughout the season, peaking at No. 8 (Nov. 14 and 21), which marked its highest listing since 1983, and ending at No. 10 ... the final poll position capped a stretch of four weeks among the top 10, Purdue's longest stay there since 1983 ... the Boilermakers face off with 12 ranked foes, defeating a program record seven, including wins over No. 2 Nebraska and No. 5 Illinois ... junior outside hitter Ariel Turner becomes the program's first dual athletic and academic All-American since 1984, earning first team AVCA honors and second team Capital One Academic accolades ... Turner also is named Big Ten Player of the Year and as a unanimous All-Big Ten selection ... senior middle blocker Tiffany Fisher garners honorable mention All-America and unanimous All-Big Ten acclaim ... head coach Dave Shondell earns the Mideast Region and Big Ten Conference Coach of the Year awards ... freshman middle blocker Kierra Jones receives All-Big Ten Freshman Team accolades ... the Boilermakers rank among the top 50 nationally in winning percentage (seventh, .853), blocks per set (15th with 2.75) and hitting percentage (20th with .260), while also ranking 56th in kills per set (13.72) and 62nd in assists per set (12.64) ... individually, Turner ranks third in points per set (5.46) and sixth in kills per set (4.84); Fisher is 10th in hitting percentage (.394), setter Rachel Davis is 42nd in assists per set (10.94) and Jones is 44th in blocks per set (1.22) ... Purdue kicks off its season with a 14-0 record including tournament titles at Mortar Board Premier, Denver Invitational and Active Ankle Challenge while also going 2-0 at Big Ten/Big East Challenge ... Jones is named MVP of the Mortar Board Premier, while Fisher and Turner garner all-tournament team nods ... Fisher is MVP of the Denver Invitational, while Turner and Blair Bashen are named to the all-tournament team ... Davis is named MVP of the Active Ankle Challenge, while Turner and Rebarchak garner all-tournament team nods ... Turner and Rebarchak are named to the all-tournament team at Big Ten/Big East Challenge ... Purdue moves to 14-0 with three straight Big Ten wins, including a sweep of No. 18 Michigan, before suffering its first loss ... two more top 10 losses make the team 15-3, but 10 straight victories including six over ranked opponents follow ... wins over No. 5 Illinois and No. 2 Nebraska highlight the stretch ... Purdue hosts NCAA first and second rounds, topping Morehead State and Louisville ... Turner garners Academic All-America honors and leads group of six Academic All-Big Ten selections ... Ehlers and Bashen post 1,000th digs, Turner sets season attempts record and posts 1000th kill ... Purdue packs in record crowd of 2,961 vs. No. 2 Nebraska, Nov. 12 ... the Boilermakers rank 11th nationally in attendance average (2,390 per match).

2012 — The Boilermakers posted a 23-11 record, its sixth 20-win season under Coach Shondell, while finishing fifth in the Big Ten, defeating five ranked opponents and advancing to the NCAA Sweet 16 ... the Boilermakers' postseason success put them in elite

company as one of just 11 schools nationally with eight NCAA second round appearances in the last nine seasons, and as one of just six nationally with six Sweet 16 berths in the last eight years ... Coach Shondell garnered his 200th collegiate coaching win ... Ariel Turner was named the Academic All-American of the Year, Purdue's first since Drew Brees' football selection in 2000, and was also selected as a first team Academic All-American ... Turner also garnered AVCA All-America second team honors, after setting the Purdue career standard for hitting attempts (5,578), moving into second place on the career kills (1906) and kills per set (3.89) lists and joining the 1,000-kill, 1,000-dig club, which includes just six other Boilermakers ... Turner was named as a Senior CLASS Award finalist, a Unanimous All-Big Ten selection, AVCA National Player of the Week and a three-time Big Ten Player/Defensive Player of the Week honoree ... Carly Cramer earned honorable mention All-Big Ten honors and Annie Drews was named to the conference's all-freshman team. ... Cramer posted her 1,000th career dig, including a 30-dig effort against Rice, and also was named Big Ten Defensive Player of the Week once ... Drews garnered one Big Ten Freshman of the Week nod ... Turner and Rachel Davis were named to the Academic All-District V teams, with Turner earning first team honors and Davis garnering second team acclaim ... Turner and Davis along with Anna Drewry, Courtney Gosewisch, Katie Griffin and KiKi Jones received Academic All-Big Ten honors ... Purdue opened the season with a 9-2 non-conference record, including tournament titles at the Mortar Board Premier and Active Ankle Challenge ... the Boilermakers downed No. 21 Northern Iowa in the season opener ... Purdue started the Big Ten season 4-0, including wins over No. 25 Michigan State and No. 21 Illinois ... the team dropped five of its next six, including three to Top 10 foes in No. 4 Nebraska, No. 1 Penn State and No. 10 Minnesota ... Purdue rebounded with five straight wins, finishing season sweeps of Illinois, Michigan, Michigan State and Northwestern ... a five-set loss at No. 9 Nebraska ended the streak and also ended a string of 13 straight five-set wins for the Boilermakers, which dated to 2010 ... losses to No. 15 Ohio State and No. 2 Penn State followed, but the team ended the regular season with a Monon Spike win over Indiana and one over Wisconsin ... the Boilermakers traveled to Tallahassee, Fla., for NCAA Tournament play and swept Colorado State and topped No. 12 Florida State, in a rematch of the 2011 Sweet 16 match, to earn the right to play in the NCAA Regional in Mackey Arena ... No. 11 Minnesota ended the Boilermakers' season with a four-set loss in the Sweet 16 ... Ariel Turner was named to the six-player regional all-tournament team.

2013 — The Boilermakers ended the season ranked eighth in the final AVCA poll after advancing to the Elite Eight for the second time in four years, posting a 23-12 overall record, defeating a program-record eight ranked opponents and finishing sixth in the Big Ten ... Purdue became just one of five teams to advance to the Sweet 16 each of the last four years and is one of just four to play in the Regional Finals in two of the last four seasons ... Val Nichol received AVCA All-America third team, All-Northeast Region

and All-Big Ten honors and was selected to the NCAA Champaign Regional all-tournament team ... KiKi Jones earned AVCA All-America honorable mention acclaim as well as an All-Northeast Region nod ... Carly Cramer and Catherine Rebarchak garnered honorable mention all-region accolades, while Cramer also received honorable mention All-Big Ten acclaim ... Katie Griffin was named as Purdue's Big Ten Sportsmanship Award honoree ... Nichol was Big Ten Player of the Week, Oct. 21, while Jones was the league's Defensive Player of the Week, Oct. 28 ... redshirt freshman Faye Adelaja was Big Ten Defensive Player of the Week and Co-Freshman of the Week, Sept. 16 ... Adelaja earned Academic All-District V acclaim, while a program record 10 players – Adelaja, Rachel Davis, Annie Drews, Hilliary Fox, Griffin, Jones, Amanda Neill, Nichol, Rebarchak and Kate Workman - garnered Academic All-Big Ten honors ... in non-conference play, Purdue went 9-2, including titles at the Golden Dome Invitational, USF Invitational and Active Ankle Challenge ... the team posted its first Top 25 win, topping No. 12 Ohio State via sweep in the third match of Big Ten play ... four-set wins over No. 8 Nebraska in Lincoln and at No. 17 Michigan along with a win over Illinois in front of Mackey Arena crowd of 5,160 highlighted the first half of league play, through which the Boilers were 6-4 ... a win over No. 15 Wisconsin came amidst a 1-5 start to the second half ... the team finished strong with four straight wins, including a sweep of No. 6 Nebraska, a Monon Spike sweep of Indiana in Bloomington and a five-setter on senior night against No. 19 Michigan State ... the Boilermakers travelled to Columbia, Mo., for the NCAA Tournament and swept Central Arkansas before topping No. 4 Missouri in four sets to earn their fourth straight Sweet 16 berth ... Purdue topped No. 18 Illinois via sweep in Champaign before falling to No. 13 Wisconsin in the Elite Eight to end the season ... Jones ranked 27th nationally in hitting percentage (.394), while the Boilermakers ranked 42nd nationally in blocks per set (2.60) ... more than 40,000 fans came to see the Boilers play at home, ranking the team 16th in the nation in attendance average (2,532).

2014 — The Boilermakers spent the entire regular season among the nation's top 25, put together a 22-10 record and finished fifth in Big Ten play, but were left out of the NCAA Tournament field. ... the team played 11 matches against teams selected to the NAAs, including four against seeded teams ... the Boilermakers posted two wins over AVCA Top 25 teams, five wins against the RPI Top 50 and five wins over foes selected to the field, but were doomed by an RPI of 56 and down seasons by some of its non-conference foes ... the team's Sept. 26 win over Michigan marked the 800th in program history, provided another highlight ... Val Nichol and Annie Drews were named honorable mention All-America selections by the AVCA and also to the All-Big Ten team, while Danielle Cuttino was named to the All-Big Ten Freshman Team ... KiKi Jones was named as Purdue's Big Ten Sportsmanship Award honoree ... Nichol earned Big Ten Setter of the Week honors Sept. 1, while Amanda Neill garnered Defensive Player of

the Week accolades Nov. 17 ... five players - Faye Adelaja, Ashley Evans, Jones, Neill and Nichol - received Academic All-Big Ten acclaim ... statistically, Purdue ranked among the national top 50 in kills per set (12th), assists (30th) and hitting percentage (33rd) and also ranked 53rd in blocks per set ... Jones hit at a .353 clip, ranking seventh on the school's season list, while Adelaja ranked 10th with a .344 effort ... Jones also became the Boilers' all-time hitting percentage leader with a .367 mark for her career and moved into the top 10 in block assists (second with 454), total blocks (fifth with 510) and blocks per set (seventh with 1.10) ... Nichol, meanwhile, registered two triple-doubles on the season to move her career total to four, the most by a player in program history ... Drews also made her mark on the program's record books, setting a team rally scoring era record with 33 kills against Western Kentucky, the most by a Purdue player since 2000 ... Purdue started the year with a 10-2 record in non-conference play, including a win over No. 14 San Diego en route to the season opening Mortar Board Premier title ... the Boilers also won the title at the KSU Owl Invitational and their own Active Ankle Challenge ... the team started Big Ten play 6-0 including a season-sweep of Indiana, but hit a buzzsaw as they took on five ranked opponents in the next seven matches ... the Boilers topped No. 22 Ohio State in five sets during the stretch ... sitting 12-5 with three Big Ten matches to go, the team dropped its last three contests on the road at surging Minnesota, Michigan State and No. 2 Wisconsin ... the program ranked 13th nationally in attendance average (2,514), including a crowd of 7,030 that came to see the team play Notre Dame in Mackey Arena on Sept. 20.

2015 - The Boilermakers returned to the NCAA Tournament after a one-year absence and advance to the second round for the 10th time in 10 appearances since 2004 ... a 23-10 overall record gives the program its sixth-straight 20-win season ... a 13-7 mark in Big Ten play is good for fth place ... 11 matches against ranked foes and battles with 11 teams that advanced to the NCAA Tournament highlight the slate ... a 9-2 record in non-conference play, including 3-0 marks and tournament titles at the Mortar Board Premier and Boiler Box Challenge, gets the team off to a fast start ... wins in its rst six Big Ten matches, including a season-sweep of Indiana, and a sweep of No. 12 Michigan in Ann Arbor, extend the team's win streak to nine matches ... contests against six ranked teams over the next seven matches slowed the Boilermakers temporarily, as they managed only a sweep of unranked Northwestern and a ve-set win over No. 18 Illinois in the stretch ... the squad bounces back with ve straight wins including a ve-set victory over No. 3 Minnesota ... a four-set win over SMU puts the team in the NCAA Second Round ... No. 3 Texas edges the Boilermakers in four sets to wrap the season ... three players earn All-America honors for the rst time in program history as outside hitter Annie Drews garners second team acclaim and middle blockers Faye Adelaja and Danielle Cuttino receive honorable mention honors ... the trio also garners rst team All-Northeast Region honors setter Ashley Evans earns Academic

All-America third team honors, making her Purdue's rst Academic All-America selection since 2012, and rst team Academic All- District 5 accolades ... eight Boilermakers garner AcademicAll-BigTenacclaim... Drewsisnamedas a unanimous rst team All-Big Ten selection, giving Purdue a rst team honoree for the sixth straight season and an all-conference winner for the 12 straight year ... Adelaja garners honorable mentionAll-Big Ten accolades ... Drews earns three Big Ten Player of the Week nods during the season (Oct 5, Oct. 12 and Nov. 16) and becomes Purdue's 25th member of the 1,000-kill club on Sept. 19 against Notre Dame ... libero Amanda Neill records her 1,000th career dig on Sept. 26 vs. Michigan State to become the 17th member of that elite group ... Neill wraps her career ranked fth on Purdue's career digs list (1,315) ... Drews caps her career with 1,373 kills, 11th in Purdue lore ... Cuttino tallies 10 block assists at Maryland on November 11, for the program's rst double-digit block effort since 2013 ... the Boilermakers hold Northwestern without a block on Oct. 23, marking the rst time since 2012 and just the 10th in program history the team had kept a foe out of the blocking column ... more than 40,000 fans come to see the Boilermakers play in West Lafayette, an average of 2,524 per match, good for eighth nationally ... crowds include the 6,220 fans that attended the Pack Mackey match against Notre Dame on Sept. 19, the fth largest crowd in program history.

2016 — Purdue finished with an overall record of 19-14 and finished 10th in the conference with an 8-12 record against Big Ten opponents ... Purdue's schedule featured 15 matches against 13 NCAA Tournament opponents, contributing to its 28th overall RPI ranking ... The Boilermakers were selected to their 11th NCAA Tournament in 13 years despite finishing 10th in the conference, in large part due to key non-conference wins over #9 Stanford and #4 Kansas ... Stanford went on to win the NCAA Championship and Kansas lost in the second round of the tournament to #21 Creighton ... In each of its 11 NCAA appearances under Dave Shondell, the Boilermakers have reached the second round of the tournament ... Overall, the Boilermakers earned 13 of its victories over top-75 RPI teams, six of which were ranked in the top 50 ... Purdue's final victory of the regular season came in five sets at Maryland and marked Dave Shondell's 300th career victory, all of which are at Purdue ... Danielle Cuttino was a unanimous All-Big Ten selection and an AVCA First Team All-Region honoree in her first season competing on the outside for the Boilermakers ... Cuttino tallied 530 kills with a 4.11 kills per set average and a .272 hitting percentage ... Her kill total was the highest among Big Ten volleyball student-athletes and ranked her 15th in the nation ... Cuttino's kills per set average seated her third in the conference and 39th in the nation ... Ashley Evans was selected AcademicAll-Conference, All-District and Second Team All-America.

2017 — Purdue finished the season 23-10 with a 12-8 record in the Big Ten, marking the 10th season Shondell has led the Boilermakers to at least 20 wins

YEAR-BY-YEAR RECAPS



and 10 conference wins. The effort placed Purdue fifth in the Big Ten, and the Boilermakers finished the year ranked 18th in the nation. It was the 10th year under Shondell that the Boilermakers finished fifth or better in the nation's toughest volleyball conference and the third time in program history Purdue was ranked all 16 weeks of the AVCA Coaches Top 25 Poll... The Boilermakers' match in the second round of the NCAA Tournament marked the 12th season in Shondell's 15 years leading the program that Purdue made it to the Round of 32 or better. The feat makes Purdue one of 11 programs in the nation to advance to the second round of the NCAA Tournament or better in 12 of the last 14 seasons. Purdue's efforts in the tournament lift Shondell to a career record of 21-12 (.636) in the NCAA Tournament... During the regular season, the Boilermakers took down four top-10 teams (No. 9 Creighton, No. 9 Creighton, No. 5 Minnesota, No. 10 Wisconsin, No. 10 Michigan State) for the first time in program history... With back-to-back sweeps of Indiana, Purdue has now won 11-straight matches over the Hoosiers and is now 28-3 against its in-state rival under Shondell. The second of the two victories came on Indiana's home court, claiming the Boilermakers the Monon Spike for the 10th consecutive season. Purdue now leads the Monon Spike series 32-12 all-time... A great deal of Purdue's success was due to the leadership of its four seniors, Danielle Cuttino, Carissa Damler, Ashley Evans and Azariah Stahl. Evans set the Boilermakers to the most efficient hitting percentage ever recorded in program history. Purdue ranked among the top three offenses in the country the majority of the season and finished with a .301 hitting percentage on the year in order to surpass its previous all-time best mark of .285 set in 1982... Cuttino finished the year as the Big Ten's statistical champion in kills (300) and kills per set (4.17) against conference opponents. Freshman Jena Otec finished her rookie season leading the Big Ten in service aces (27) and services aces per set (.38) in conference action... Purdue finished the season with two All-Big Ten selections, four AVCA All-Northeast Region selections and three AVCA All-America honorees. Never in Purdue's decorated history have the Boilermakers had three student-athletes earn All-America honors in the same season. Of Purdue's 17 All-Americans in program history, 12 have been coached by Shondell. The Boilermakers also had four Academic All-Big Ten honorees, one CoSIDA Academic All-District selection and one CoSIDA Academic All-American.

2018 — Powered by a 24-win campaign, including a perfect 12-0 non-conference record, the No. 17 Purdue volleyball team capped off an exciting season with its 20th program appearance in the NCAA Tournament. The Boilermakers dominated the opening-round with a sweep against ETSU before falling to No. 10 Kentucky on its home court. For a second consecutive year, the Boilermakers finished fifth in the Big Ten with a 12-8 conference mark. Highlighting B1G play was Purdue's first road victory (3-2) over No. 6 Penn State since 1982. Purdue's catalysts for the historical victory was redshirt senior Sherridan Atkinson, who notched a career-high 32 kills and was named the Sports Import /AVCA National Player of the Week. To end

the season, Atkinson along with junior Blake Mohler were recognized as All-Big Ten and AVCA Northeast Region selections. Guiding the Boilermakers with a Big Ten best 546 kills, Atkinson became Purdue's fifth first-team All-American, while Mohler paced the defense with 140 blocks to earn third team honors. In addition to its success on the court, Purdue also held a record-breaking nine sellouts in Holloway Gymnasium, playing for over 39,840 fans, the 13th largest accumulative attendance in the nation.



ALL-TIME SERIES RECORDS

Opponent	First Mtg	Last Mtg	Rec.	Opponent	First Mtg	Last Mtg	Rec.	Opponent	First Mtg	Last Mtg	Rec.
Air Force	2011	2011	1-0	Illinois-Chicago Circle	1976	1978	1-1	South Alabama	2018	2018	1-0
Alabama	1978	2018	4-0	Illinois State	1975	2001	20-13	South Carolina	1994	2005	1-2
Alabama A&M	2013	2013	1-0	Indiana	1975	2018	68-34	South Dakota	2015	2015	1-0
Alabama-Birmingham	1994	2012	3-0	Indiana State	1975	2003	12-0	South Florida (USF)	2013	2013	1-0
Albany	2006	2006	1-0	Indiana Tech	1978	1978	1-0	Southeast Missouri State	2002	2002	0-1
American	2000	2000	0-1	Iowa	1977	2018	54-22	Southeastern Louisiana	2016	2016	1-0
Arizona	1983	1987	0-2	Iowa State	1989	2016	2-0	Southern California (USC)	1978	2013	0-5
Arizona State	2006	2006	1-0	IPFW	2002	2002	1-0	Southern Illinois	1978	2008	5-2
Arkansas-Little Rock	1999	1999	1-0	IUPUI	2001	2002	2-0	Southern Methodist (SMU)	2015	2015	1-0
Arkansas-Pine Bluff	2015	2015	1-0	Jacksonville	2017	2017	1-0	Southern Miss	2018	2018	1-0
Auburn	1992	2006	2-0	Jacksonville State	2011	2012	2-0	Southwest Missouri State	1978	1990	5-2
Austin Peay	2014	2015	2-0	Kansas	1978	2017	3-3	Southwest Texas State	1997	1997	1-0
Ball State	1975	2015	21-4	Kansas State	1987	2009	3-1	Stanford	1980	2016	1-3
Baylor	2009	2011	1-1	Kennesaw State	2014	2014	1-0	Stephen F. Austin	1999	1999	1-0
Belmont	2010	2017	2-0	Kentucky	1978	2018	10-10	Syracuse	1993	2013	3-0
Boston College	1997	2000	3-0	Lamar	1979	1981	3-3	Taylor	1975	1975	1-0
Bowling Green State	1987	2018	3-1	Lipscomb	2010	2018	2-0	Tennessee	1980	2005	6-1
Bradley	2005	2006	2-0	Louisiana State (LSU)	1985	2015	4-2	Tennessee-Martin	2004	2004	1-0
Bryant	2011	2011	1-0	Louisville	1977	2018	12-1	Tennessee State	2008	2008	1-0
Brigham Young (BYU)	1978	2015	1-4	Loyola-Chicago	1985	2017	3-0	Tennessee Tech	2008	2008	1-0
Butler	1985	2005	4-3	Maryland	2014	2018	7-1	Texas	1979	2015	2-6
California	1984	1984	1-0	Marquette	1999	2002	2-0	Texas A&M	1980	1990	3-1
Cal Poly	1980	2016	3-2	McNeese State	1999	2003	2-0	Texas-Arlington	1978	1993	2-4
Calvin	1978	1978	1-0	Memphis	1975	1975	1-0	Texas-El Paso	1993	1993	1-0
Carthage	1975	1976	2-1	Miami (Fla.)	1980	2015	1-1	Texas-San Antonio	2009	2009	1-0
Central Arkansas	2013	2013	1-0	Miami (Ohio)	1977	2017	7-2	Texas Tech	1981	1986	1-1
Central Florida	1996	2009	3-0	Michigan	1975	2018	48-27	Toledo	1998	1998	1-0
Central Michigan	1979	2010	5-1	Michigan State	1975	2018	52-31	Tulane	1979	2010	3-0
Chicago State	2002	2002	1-0	Middle Tennessee State	2002	2003	3-0	Tulsa	2018	2018	1-0
Cincinnati	1976	2012	8-2	Minnesota	1975	2018	30-52	UC Irvine	1999	1999	1-0
Clemson	2006	2007	2-0	Mississippi	1978	1978	1-0	UCLA	1979	1981	0-2
Cleveland State	1975	2017	7-1	Mississippi State	1994	2003	2-1	USF	2014	2014	1-0
Coastal Carolina	2005	2016	3-0	Missouri	1984	2016	3-1	Utah	1997	2017	1-3
College of Charleston	2005	2011	2-0	Morehead State	2011	2014	2-0	Utah State	2008	2008	0-1
Colorado	1989	1989	0-1	Montana	1992	1992	1-0	Utah State Reserves	1979	1979	1-0
Colorado State	1987	2012	2-1	Montana State	1985	1985	2-0	Valparaiso	1975	2004	5-2
Connecticut	2010	2010	1-0	Mount St. Joseph	1976	1977	2-3	Virginia Commonwealth	2005	2015	3-0
Cornell	1991	1991	1-0	Murray State	1993	1993	1-0	Virginia Tech	2006	2006	1-0
Creighton	2017	2017	1-0	Nebraska	1980	2018	7-18	Wake Forest	2004	2004	0-1
Dayton	1977	2009	3-4	New Mexico	1989	1989	1-0	Washington	1979	2012	1-5
Delaware	2002	2002	1-0	North Carolina	1993	2007	3-1	Washington State	2016	2016	1-0
Denver	1998	2011	2-0	North Carolina at Asheville	2014	2014	1-0	Weber State	1996	1997	1-1
DePaul	1976	1986	6-2	North Carolina State	1987	2000	4-1	Western Carolina	2002	2011	2-0
Drake	1977	1977	1-0	North Texas	1980	1980	1-0	Western Illinois	1978	1978	1-0
Duke	1986	2008	4-3	Northeastern	2000	2000	1-0	Western Kentucky	1994	2014	1-4
Duquesne	2003	2010	2-0	Northeastern Illinois	1976	1977	2-0	Western Michigan	1975	2014	14-9-1
Earlham	1975	1975	1-0	Northern Arizona	1999	1999	1-0	William & Mary	2003	2003	1-0
East Carolina	2007	2007	1-0	Northern Illinois	1977	1992	4-0	Windsor	1978	1978	2-0
Eastern Illinois	1975	1992	2-1	Northern Iowa	2006	2012	2-1	Winthrop	2007	2007	1-0
Eastern Kentucky	1976	2000	4-0	Northern Kentucky	1978	2013	2-0	Wisconsin	1975	2018	32-47
Eastern Michigan	1975	2017	2-0	Northwestern	1977	2018	56-28	Wisconsin-Milwaukee	1991	2003	1-2
East Tennessee State	2004	2018	2-0	Notre Dame	1983	2018	16-7	Wofford	2018	2018	1-0
Elon	2014	2014	1-0	Oakland	2018	2018	1-0	Wyoming	1981	2017	5-2
Evansville	2002	2002	1-0	Ohio	1977	2015	5-0	Xavier	1999	2018	4-0
Florida	1988	2010	3-3	Ohio State	1975	2018	41-46	All-Time Record 906-594			
Florida A&M	2007	2007	1-0	Oklahoma	1988	1995	1-4	<div>IN A SERIES Most matches _____ 108, vs. Indiana _____ first meeting, 10/4/75, last meeting 11/21/18 Longest win streak _____ 24 matches, twice _____ vs. Indiana; 9/20/78 to 11/22/85 _____ vs. Michigan State; 9/18/81 to 10/15/93 Longest current win streak _____ 16 matches, _____ vs. Ball State; 9/22/78 to present Most five-game matches vs. an opponent _____ 28, vs. Northwestern _____ Purdue is 16-12 in those matches</div>			
Florida Atlantic (FAU)	2013	2013	1-0	Oral Roberts	2017	2017	1-0				
Florida International (FIU)	2013	2013	1-0	Oregon	1984	2007	2-0				
Florida State	1979	2012	4-4	Oregon State	1994	1996	0-2				
Furman	2007	2007	1-0	Pacific	1979	2005	1-5				
Georgetown	1991	1991	0-1	Pepperdine	2006	2006	1-0				
George Washington	2000	2012	1-1	Penn State	1981	2018	7-56				
George Williams	1975	1975	0-1	Pittsburgh	1978	2013	11-0				
Georgia	1990	1991	1-1	Portland	2009	2009	1-0				
Georgia Tech	2004	2004	1-0	Portland State	1978	1979	0-2				
Gonzaga	1990	1990	0-1	Providence	1988	1988	1-0				
Grand Valley State	1975	1975	0-1	Rhode Island	1982	1986	2-0				
Harvard	2000	2000	1-0	Rice	1995	2012	2-1				
Hawaii	1981	2008	0-4	Rutgers	1982	2018	10-0				
High Point	2017	2017	1-0	Saint Louis	2000	2015	6-1				
Hofstra	1987	1987	1-0	Sam Houston State	1979	1989	2-0				
Houston	1979	1996	3-2	San Diego	2014	2014	1-0				
Howard	2016	2016	1-0	San Jose State	1980	1989	2-2				
Idaho State	1998	1998	1-0	Shepherd	1975	1975	1-0				
Illinois	1975	2018	41-46	Siena	1999	1999	1-0				

SERIES RECORDS



AIR FORCE (1-0)			
H: 0-0	A: 0-0	N: 1-0	
9/2/11	W 3-0	N	Denver, Colo.
ALABAMA (4-0)			
H: 2-0	A: 1-0	N: 1-0	
10/20/78	W 2-1	N	Springfield, Mo.
9/12/81	W 3-1	H	West Lafayette
8/26/17	W 3-0	H	West Lafayette
9/14/18	W 3-0	A	Tuscaloosa, Ala.
ALABAMA A&M (1-0)			
H: 1-0	A: 0-0	N: 0-0	
8/31/13	W 3-0	H	West Lafayette
ALABAMA-BIRMINGHAM (3-0)			
H: 2-0	A: 0-0	N: 1-0	
9/9/94	W 3-2	N	Norman, Okla.
9/5/98	W 3-0	H	West Lafayette
9/14/12	W 3-0	H	West Lafayette
ALBANY (1-0)			
H: 1-0	A: 0-0	N: 0-0	
8/26/06	W 3-0	H	West Lafayette
AMERICAN (0-1)			
H: 0-0	A: 0-1	N: 0-0	
9/15/00	L 1-3	A	Washington, D.C.
ARIZONA (0-2)			
H: 0-0	A: 0-0	N: 0-2	
9/9/83	L 2-3	N	Normal, Ill.
9/12/87	L 1-3	N	Fort Collins, Colo.
ARIZONA STATE (1-0)			
H: 0-0	A: 0-0	N: 1-0	
9/2/06	W 3-2	N	Auburn, Ala.
ARKANSAS-LITTLE ROCK (1-0)			
H: 1-0	A: 0-0	N: 0-0	
9/18/99	W 3-0	H	West Lafayette
ARKANSAS-PINE BLUFF (1-0)			
H: 1-0	A: 0-0	N: 0-0	
9/4/15	W 3-0	N	St. Louis, Mo.
AUBURN (2-0)			
H: 1-0	A: 1-0	N: 0-0	
9/7/92	W 3-1	H	West Lafayette
9/2/06	W 3-0	A	Auburn, Ala.
AUSTIN PEAY (2-0)			
H: 1-0	A: 0-0	N: 1-0	
9/12/14	W 3-0	N	Bowling Green, Ky.
8/29/16	W 3-0	H	West Lafayette
BALL STATE (21-4)			
H: 8-1	A: 6-1	N: 7-2	
11/5/75	L 0-3	H	West Lafayette
11/14/75	W 2-0	A	Muncie, Ind.
11/6/76	W 2-1	A	Muncie, Ind.
11/18/76	W 2-1	N	Upland, Ind.
11/18/76	L 1-2	N	Upland, Ind.
9/30/77	W 2-0	H	West Lafayette
11/5/77	L 1-3	A	Muncie, Ind.
11/12/77	L 1-2	N	Huntington, Ind.
9/22/78	W 2-1	N	Normal, Ill.
9/27/78	W 3-1	H	West Lafayette

11/3/78	W 2-0	N	Bloomington, Ind.
11/11/78	W 3-1	N	Upland, Ind.
10/16/79	W 3-0	H	West Lafayette
11/6/79	W 3-0	A	Muncie, Ind.
11/9/79	W 3-1	A	Muncie, Ind.
11/9/79	W 3-0	A	Muncie, Ind.
11/13/80	W 3-0	H	West Lafayette
9/29/81	W 3-0	H	West Lafayette
9/5/86	W 3-1	N	South Bend, Ind.
9/5/87	W 3-0	N	Bloomington, Ind.
8/31/96	W 3-1	N	Corvallis, Ore.
9/6/08	W 3-0	A	Muncie, Ind.
8/28/09	W 3-0	H	West Lafayette
9/10/11	W 3-1	H	West Lafayette
9/18/15	W 3-0	H	West Lafayette
BAYLOR (1-1)			
H: 1-0	A: 0-1	N: 0-0	
9/5/09	L 2-3	A	Waco, Texas
8/26/11	W 3-0	H	West Lafayette
BELMONT (2-0)			
H: 0-0	A: 0-0	N: 2-0	
9/11/10	W 3-0	N	Pittsburgh, Pa.
9/9/17	W 3-1	N	Lawrence, Kan.
BOSTON COLLEGE (3-0)			
H: 0-0	A: 2-0	N: 1-0	
8/30/97	W 3-0	N	Tallahassee, Fla.
9/8/00	W 3-0	A	Boston, Mass.
9/9/00	W 3-1	A	Boston, Mass.
BOWLING GREEN STATE (3-1)			
H: 2-1	A: 0-0	N: 1-0	
9/2/87	L 2-3	H	West Lafayette
9/15/12	W 3-0	H	West Lafayette
9/8/13	W 3-0	N	South Bend, Ind.
8/24/18	W 3-0	H	West Lafayette
BRADLEY (2-0)			
H: 1-0	A: 0-0	N: 1-0	
9/3/05	W 3-1	N	Stockton, Calif.
8/25/06	W 3-0	H	West Lafayette
BRIGHAM YOUNG (1-4)			
H: 0-0	A: 0-1	N: 1-3	
12/9/78	L 0-2	N	Tuscaloosa, Ala.
12/7/79	W 2-0	N	Carbondale, Ill.
9/9/87	L 1-3	A	Provo, Utah
9/1/01	L 1-3	N	Seattle, Wash.
9/5/15	L 0-3	N	St. Louis, Mo.
BRYANT (1-0)			
H: 0-0	A: 0-0	N: 1-0	
9/3/11	W 3-0	N	Denver, Colo.
BUTLER (4-3)			
H: 3-2	A: 1-1	N: 0-0	
9/13/85	W 3-0	H	West Lafayette
9/17/93	L 1-3	H	West Lafayette
9/18/98	L 1-3	H	West Lafayette
9/7/02	W 3-2	H	West Lafayette
10/28/03	L 2-3	A	Indianapolis, Ind.
9/1/03	W 3-1	H	West Lafayette
9/7/05	W 3-0	A	Indianapolis, Ind.
CALIFORNIA (1-0)			
H: 0-0	A: 1-0	N: 0-0	

11/21/84	W 3-2	A	Berkeley, Calif.
CAL POLY (3-2)			
H: 1-0	A: 0-0	N: 2-2	
9/26/80	L 0-2	N	San Jose, Calif.
9/10/83	W 3-0	N	Normal, Ill.
9/1/90	W 3-0	H	West Lafayette
12/1/07	L 0-3	N	Athens, Ohio
9/10/16	W 3-1	N	Palo Alto, Calif.
CALVIN (1-0)			
H: 0-0	A: 0-0	N: 1-0	
10/13/78	W 2-0	N	East Lansing, Mich.
CARTHAGE (2-1)			
H: 0-0	A: 0-0	N: 2-1	
9/27/75	W 2-0	N	Normal, Ill.
10/11/75	L 0-2	N	Madison, Wis.
9/24/76	W 2-0	N	Normal, Ill.
CENTRAL ARKANSAS (1-0)			
H: 0-0	A: 0-0	N: 1-0	
12/7/13	W 3-0	N	Columbia, Mo.
CENTRAL FLORIDA (3-0)			
H: 1-0	A: 0-0	N: 2-0	
9/14/96	W 3-1	N	Lexington, Ky.
9/4/98	W 3-2	H	West Lafayette
9/5/09	W 3-2	N	Waco, Texas
CENTRAL MICHIGAN (5-1)			
H: 3-0	A: 0-0	N: 2-1	
9/21/79	W 2-1	N	Normal, Ill.
11/15/79	W 2-0	N	Columbus, Ohio
9/7/91	L 1-3	N	Normal, Ill.
9/5/97	W 3-0	H	West Lafayette
9/17/04	W 3-0	H	West Lafayette
8/28/10	W 3-0	H	West Lafayette
CHICAGO STATE (1-0)			
H: 0-0	A: 0-0	N: 1-0	
8/31/02	W 3-0	N	Murfreesboro, Tenn.
CINCINNATI (8-2)			
H: 2-0	A: 2-1	N: 4-1	
10/16/76	W 2-1	N	Bloomington, Ind.
9/25/79	L 1-3	A	Cincinnati, Ohio
11/1/79	W 3-0	H	West Lafayette
11/15/79	W 3-1	N	Columbus, Ohio
9/20/80	W 3-0	N	Normal, Ill.
10/7/80	W 3-0	H	West Lafayette
10/31/80	W 3-1	A	Cincinnati, Ohio
9/18/10	L 3-0	N	Louisville, Ky.
9/17/11	W 3-0	N	Champaign, Ill.
9/8/12	W 3-1	A	Cincinnati, Ohio
CLEMSON (2-0)			
H: 1-0	A: 1-0	N: 0-0	
8/26/06	W 3-1	H	West Lafayette
9/8/07	W 3-2	A	Clemson, S.C.
CLEVELAND STATE (7-1)			
H: 1-0	A: 0-0	N: 6-1	
11/21/75	L 1-2	N	Dayton, Ohio
11/5/77	W 3-1	N	Muncie, Ind.
10/13/78	W 2-0	N	East Lansing, Mich.
11/3/78	W 2-1	N	Bloomington, Ind.
9/21/79	W 2-0	N	Normal, Ill.



SERIES RECORDS

11/15/79 W 2-0 N Columbus, Ohio
10/17/80 W 2-0 N Cincinnati, Ohio
8/25/17 W 3-0 H West Lafayette

COASTAL CAROLINA (3-0)

H: 2-0 A: 0-0 N: 1-0
9/10/05 W 3-0 N Chapel Hill, N.C.
8/29/09 W 3-0 H West Lafayette
9/3/16 W 3-0 N South Bend, Ind.

CONNECTICUT (1-0)

H: 1-0 A: 0-0 N: 0-0
9/10/10 W 3-0 H West Lafayette

COLLEGE OF CHARLESTON (2-0)

H: 1-0 A: 0-0 N: 1-0
12/3/05 W 3-0 N Chapel Hill, N.C.
8/27/11 W 3-0 H West Lafayette

COLORADO (0-1)

H: 0-1 A: 0-0 N: 0-0
9/9/89 L 2-3 H West Lafayette

COLORADO STATE (2-1)

H: 0-0 A: 1-1 N: 1-0
9/11/87 L 2-3 A Fort Collins, Colo.
12/2/04 W 3-2 A Fort Collins, Colo.
11/30/12 W 3-0 N Tallahassee, Fla.

CORNELL (1-0)

H: 1-0 A: 0-0 N: 0-0
9/13/91 W 3-1 H West Lafayette

CREIGHTON (1-0)

H: 0-0 A: 0-0 N: 1-0
9/8/17 W 3-0 H Lawrence, Kan.

DAYTON (3-4)

H: 1-3 A: 2-0 N: 0-1
10/15/77 L 0-2 N Oxford, Ohio
10/30/79 L 0-3 H West Lafayette
8/30/05 W 3-0 H West Lafayette
9/6/06 W 3-2 A Dayton, Ohio
8/31/07 L 0-3 H West Lafayette
9/19/08 W 3-2 A Dayton, Ohio
8/29/09 L 2-3 H West Lafayette

DELAWARE (1-0)

H: 1-0 A: 0-0 N: 0-0
9/7/02 W 3-0 H West Lafayette

DENVER (2-0)

H: 0-0 A: 1-0 N: 1-0
9/11/98 W 3-2 N Laramie, Wyo.
9/3/11 W 3-1 A Denver, Colo.

DEPAUL (6-2)

H: 1-1 A: 1-0 N: 4-1
11/6/76 W 2-1 N Muncie, Ind.
10/7/77 L 0-2 H West Lafayette
9/22/78 W 2-0 N Normal, Ill.
11/3/78 W 2-0 N Bloomington, Ind.
9/21/79 L 1-2 N Normal, Ill.
9/19/80 W 2-0 N Normal, Ill.
11/10/80 W 3-0 H West Lafayette
9/21/86 W 3-0 A Chicago, Ill.

DRAKE (1-0)

H: 0-0 A: 0-0 N: 1-0
9/24/77 W 2-0 N Normal, Ill.

DUKE (4-3)

H: 2-1 A: 1-2 N: 1-0
10/15/86 W 3-2 H West Lafayette
9/26/87 W 3-0 A Durham, N.C.
9/5/92 L 1-3 H West Lafayette
9/11/93 L 2-3 A Durham, N.C.
9/20/97 W 3-2 N Chapel Hill, N.C.
8/25/07 L 1-3 A Durham, N.C.
8/29/08 W 3-1 H West Lafayette

DUQUESNE (2-0)

H: 0-0 A: 0-0 N: 1-0
9/6/03 W 3-0 N Houston, Texas
9/10/10 W 3-0 H West Lafayette

EARLHAM (1-0)

H: 1-0 A: 0-0 N: 0-0
11/8/75 W 2-0 H West Lafayette

EAST CAROLINA (1-0)

H: 0-0 A: 0-0 N: 1-0
8/25/07 W 3-0 N Durham, N.C.

EASTERN ILLINOIS (2-1)

H: 2-0 A: 0-1 N: 0-0
11/8/75 W 2-1 H West Lafayette
10/2/76 L 1-3 A Charleston, Ill.
9/5/92 W 3-0 H West Lafayette

EASTERN KENTUCKY (4-0)

H: 3-0 A: 0-0 N: 1-0
10/23/76 W 3-1 H West Lafayette
10/13/78 W 2-0 N East Lansing, Mich.
9/1/90 W 3-0 H West Lafayette
9/1/00 W 3-0 H West Lafayette

EASTERN MICHIGAN (2-0)

H: 0-0 A: 1-0 N: 1-0
10/17/75 W 3-0 A Ypsilanti, Mich.
9/2/17 W 3-0 N Laramie, Wyo.

EAST TENNESSEE STATE (2-0)

H: 1-0 A: 0-0 N: 1-0
9/18/04 W 3-0 H West Lafayette
11/30/18 W 3-0 N Lexington, Ky.

ELON (1-0)

H: 0-0 A: 0-0 N: 1-0
9/6/14 W 3-0 N Kennesaw, Ga.

EVANSVILLE (1-0)

H: 0-0 A: 0-0 N: 1-0
8/30/02 W 3-0 N Murfreesboro, Tenn.

FLORIDA (3-3)

H: 0-2 A: 1-1 N: 2-0
9/3/88 W 3-1 N Lincoln, Neb.
10/29/88 W 3-0 A Gainesville, Fla.
11/12/89 L 1-3 H West Lafayette
9/19/92 L 0-3 H West Lafayette
9/2/95 L 0-3 A Gainesville, Fla.
12/10/10 W 3-0 N Austin, Texas

FLORIDA A&M (1-0)

H: 0-0 A: 0-0 N: 1-0
9/8/07 W 3-0 N Clemson, S.C.

FLORIDA ATLANTIC (1-0)

H: 0-0 A: 0-0 N: 1-0
9/13/13 W 3-0 N Tampa, Fla.

FLORIDA INTERNATIONAL (1-0)

H: 1-0 A: 0-0 N: 0-0
9/21/13 W 3-0 H West Lafayette

FLORIDA STATE (4-4)

H: 1-1 A: 0-1 N: 3-2
12/7/79 W 2-0 N Carbondale, Ill.
1981 L 0-2 N Springfield, Mo.
10/24/86 W 3-0 N Knoxville, Tenn.
10/15/89 L 0-3 H West Lafayette
9/7/96 W 3-1 H West Lafayette
8/30/97 L 0-3 A Tallahassee, Fla.
12/9/11 L 1-3 N Minneapolis, Minn.
12/1/12 W 3-2 N Tallahassee, Fla.

FURMAN (1-0)

H: 0-0 A: 0-0 N: 1-0
9/7/07 W 3-0 N Clemson, S.C.

GEORGETOWN (0-1)

H: 0-0 A: 0-0 N: 0-1
9/7/91 L 1-3 N Normal, Ill.

GEORGE WASHINGTON (1-1)

H: 1-0 A: 0-0 N: 0-1
9/16/00 L 1-3 N Washington, D.C.
8/25/12 W 3-0 H West Lafayette

GEORGE WILLIAMS (0-1)

H: 0-0 A: 0-0 N: 0-1
10/25/75 L 0-2 N Champaign, Ill.

GEORGIA (1-1)

H: 1-0 A: 0-1 N: 0-0
9/23/90 W 3-1 H West Lafayette
9/21/91 L 0-3 A Athens, Ga.

GEORGIA TECH (1-0)

H: 0-0 A: 0-0 N: 1-0
9/3/04 W 3-1 N Madison, Wis.

GONZAGA (0-1)

H: 0-0 A: 0-0 N: 0-1
9/8/90 L 2-3 N Seattle, Wash.

GRAND VALLEY STATE (0-1)

H: 0-0 A: 0-0 N: 0-1
10/18/75 L 1-2 N East Lansing, Mich.

HARVARD (1-0)

H: 0-0 A: 1-0 N: 0-0
9/9/00 W 3-0 A Boston, Mass.

HAWAII (0-4)

H: 0-2 A: 0-0 N: 0-2
11/11/81 L 1-3 H West Lafayette
10/12/83 L 0-3 H West Lafayette
12/3/04 L 0-3 N Fort Collins, Colo.
12/12/08 L 1-3 N Fort Collins, Colo.

HIGH POINT (1-0)

SERIES RECORDS



H: 0-0 A: 0-0 N: 1-0
11/30/17 W 3-1 N Salt Lake City, Utah

HOFSTRA (1-0)

H: 0-0 A: 0-0 N: 1-0
9/26/87 W 3-0 N Durham, N.C.

HOUSTON (3-2)

H: 0-0 A: 1-0 N: 2-2
12/7/79 L 0-2 N Carbondale, Ill.
10/2/81 W 2-0 N Springfield, Mo.
10/10/81 W 2-0 A Houston, Texas
9/7/90 W 3-2 N Seattle, Wash.
9/14/96 L 2-3 N Lexington, Ky.

HOWARD (1-0)

H: 0-0 A: 0-0 N: 0-1
9/2/16 W 3-0 N South Bend, Ind.

IDAHO STATE (1-0)

H: 0-0 A: 0-0 N: 1-0
9/11/98 W 3-0 N Laramie, Wyo.

ILLINOIS (41-46)

H: 22-15 A: 15-29 N: 4-2
10/25/75 L 1-2 A Champaign, Ill.
10/8/76 W 2-0 H West Lafayette
9/28/77 W 3-2 A Champaign, Ill.
9/22/78 L 0-2 N Normal, Ill.
10/7/78 W 3-2 H West Lafayette
11/16/78 W 3-0 N Carbondale, Ill.
9/21/79 L 1-2 N Normal, Ill.
9/28/79 W 3-1 A Champaign, Ill.
10/12/79 W 2-1 N Houston, Texas
9/20/80 W 2-0 N Normal, Ill.
9/30/80 W 3-0 A Champaign, Ill.
10/21/80 W 3-1 H West Lafayette
10/25/80 W 2-1 A Champaign, Ill.
11/21/80 W 2-1 N Madison, Wis.
9/26/81 W 3-2 H West Lafayette
10/20/81 L 1-3 A Champaign, Ill.
10/23/81 W 2-0 A Champaign, Ill.
10/5/82 W 3-0 H West Lafayette
10/13/82 W 3-0 A Champaign, Ill.
11/8/83 W 3-0 H West Lafayette
10/12/84 W 3-1 A Champaign, Ill.
10/8/85 L 0-3 A Champaign, Ill.
11/5/85 W 3-2 H West Lafayette
10/22/86 L 2-3 H West Lafayette
11/19/86 L 1-3 A Champaign, Ill.
9/23/87 L 0-3 A Champaign, Ill.
11/25/87 W 3-2 H West Lafayette
9/28/88 L 0-3 H West Lafayette
10/26/88 L 1-3 A Champaign, Ill.
10/11/89 L 1-3 A Champaign, Ill.
11/8/89 L 1-3 H West Lafayette
9/19/90 W 3-0 H West Lafayette
11/21/90 L 0-3 A Champaign, Ill.
10/2/91 L 0-3 A Champaign, Ill.
10/30/91 W 3-2 H West Lafayette
10/17/92 L 0-3 H West Lafayette
11/13/92 L 0-3 A Champaign, Ill.
10/2/93 L 0-3 A Champaign, Ill.
10/29/93 W 3-2 H West Lafayette
10/12/94 L 1-3 H West Lafayette
11/9/94 L 0-3 A Champaign, Ill.
9/29/95 W 3-2 H West Lafayette
10/28/95 L 0-3 A Champaign, Ill.

10/11/96 W 3-2 H West Lafayette
11/9/96 L 0-3 A Champaign, Ill.
10/17/97 L 0-3 A Champaign, Ill.
11/22/97 L 0-3 H West Lafayette
10/21/98 L 0-3 H West Lafayette
11/25/98 L 0-3 A Champaign, Ill.
10/8/99 L 0-3 A Champaign, Ill.
10/30/99 W 3-2 H West Lafayette
10/4/00 L 2-3 H West Lafayette
10/25/00 W 3-2 A Champaign, Ill.
10/19/01 L 0-3 H West Lafayette
11/17/01 L 1-3 A Champaign, Ill.
10/2/02 L 1-3 A Champaign, Ill.
11/6/02 L 0-3 H West Lafayette
10/24/03 L 2-3 A Champaign, Ill.
11/22/03 L 1-3 H West Lafayette
9/24/04 W 3-1 A Champaign, Ill.
11/13/04 W 3-2 H West Lafayette
10/19/05 W 3-0 H West Lafayette
11/16/05 L 2-3 A Champaign, Ill.
10/20/06 W 3-0 H West Lafayette
11/18/06 W 3-0 A Champaign, Ill.
10/8/07 W 3-2 A Champaign, Ill.
10/26/07 L 0-3 H West Lafayette
10/22/08 L 0-3 A Champaign, Ill.
11/19/08 L 1-3 H West Lafayette
10/9/09 L 2-3 A Champaign, Ill.
10/31/09 L 0-3 H West Lafayette
10/15/10 L 1-3 A Champaign, Ill.
11/27/10 W 3-1 H West Lafayette
10/1/11 L 1-3 A Champaign, Ill.
11/2/11 W 3-1 H West Lafayette
9/29/12 W 3-2 H West Lafayette
10/31/12 W 3-2 A Champaign, Ill.
10/11/13 W 3-1 H West Lafayette
11/16/13 L 0-3 A Champaign, Ill.
12/13/13 W 3-0 A Champaign, Ill.
10/25/14 L 1-3 A Champaign, Ill.
10/25/15 W 3-2 H West Lafayette
9/21/16 L 2-3 H West Lafayette
10/22/16 W 3-2 A Champaign, Ill.
10/6/17 W 3-0 A Champaign, Ill.
9/21/18 L 1-3 H West Lafayette
11/24/18 L 1-3 A Champaign, Ill.

ILLINOIS -CHICAGO CIRCLE (1-1)

H: 0-0 A: 0-0 N: 1-1
9/24/76 L 0-2 N Normal, Ill.
10/20/78 W 2-0 N Springfield, Mo.

ILLINOIS STATE (20-13)

H: 8-4 A: 9-8 N: 3-1
9/27/75 L 0-2 A Normal, Ill.
9/24/76 L 0-2 A Normal, Ill.
9/28/76 L 0-3 H West Lafayette
9/24/77 W 2-0 A Normal, Ill.
9/24/77 L 0-2 A Normal, Ill.
10/4/78 W 3-2 A Normal, Ill.
11/16/78 W 2-1 N Carbondale, Ill.
10/9/79 L 0-3 A Normal, Ill.
10/24/79 W 3-2 H West Lafayette
9/19/80 W 2-0 A Normal, Ill.
9/23/80 W 3-1 H West Lafayette
10/18/80 W 2-1 N Cincinnati, Ohio
11/7/80 L 1-3 A Normal, Ill.
9/19/81 W 3-0 A Normal, Ill.
10/19/81 W 2-0 N Houston, Texas
10/28/81 W 3-2 A Normal, Ill.

11/10/81 W 3-1 H West Lafayette
10/20/82 W 3-2 A Normal, Ill.
10/24/82 W 3-0 H West Lafayette
9/10/83 W 3-0 A Normal, Ill.
10/2/83 W 3-2 H West Lafayette
12/3/83 W 3-2 H West Lafayette
9/4/84 L 1-3 H West Lafayette
10/10/84 W 3-0 A Normal, Ill.
11/8/85 L 1-3 H West Lafayette
12/5/85 W 3-0 A Normal, Ill.
10/20/87 W 3-1 H West Lafayette
10/18/88 L 1-3 A Normal, Ill.
9/2/89 W 3-2 H West Lafayette
9/6/91 L 1-3 A Normal, Ill.
9/18/96 L 1-3 H West Lafayette
9/15/98 L 1-3 A Normal, Ill.
9/8/01 L 0-3 N Oxford, Ohio

ILLINOIS STATE RESERVES (1-0)

H: 0-0 A: 1-0 N: 0-0
*9/24/77 W 2-0 A Normal, Ill.
*--Exhibition match

INDIANA (68-34)

H: 34-11 A: 27-18 N: 7-5
10/4/75 W 3-0 H West Lafayette
10/31/75 W 2-1 N Minneapolis, Minn.
10/31/75 L 0-2 N Minneapolis, Minn.
10/8/76 L 1-2 H West Lafayette
10/16/76 L 0-2 A Bloomington, Ind.
10/16/76 W 2-0 A Bloomington, Ind.
10/29/76 L 0-2 N Columbus, Ohio
11/18/76 L 1-2 N Upland, Ind.
10/21/77 L 1-3 A Bloomington, Ind.
10/29/77 L 1-2 N Madison, Wis.
11/12/77 L 0-2 N Huntington, Ind.
9/20/78 W 3-1 A Bloomington, Ind.
1978 W 3-2 N Upland, Ind.
1978 W 3-0 N Upland, Ind.
9/19/79 W 3-2 H West Lafayette
10/3/79 W 3-0 A Bloomington, Ind.
10/25/79 W 2-0 N East Lansing, Mich.
11/9/79 W 3-1 N Muncie, Ind.
9/13/80 W 3-1 A Bloomington, Ind.
9/16/80 W 3-0 H West Lafayette
10/24/80 W 2-0 N Champaign, Ill.
11/14/80 W 3-1 H West Lafayette
11/15/80 W 3-0 H West Lafayette
9/26/81 W 3-1 H West Lafayette
10/81 W 2-0 N Champaign, Ill.
11/21/81 W 3-0 H Bloomington, Ind.
9/11/82 W 3-1 H West Lafayette
10/26/82 W 3-1 A Bloomington, Ind.
9/30/83 W 3-0 H West Lafayette
11/5/83 W 3-0 A Bloomington, Ind.
10/5/84 W 3-1 A Bloomington, Ind.
10/27/84 W 3-0 H West Lafayette
9/14/85 W 3-0 H West Lafayette
10/26/85 W 3-1 H West Lafayette
11/22/85 W 3-2 A Bloomington, Ind.
10/4/86 L 0-3 H West Lafayette
10/31/86 W 3-2 A Bloomington, Ind.
9/5/87 W 3-1 A Bloomington, Ind.
10/3/87 L 0-3 A Bloomington, Ind.
10/30/87 W 3-1 H West Lafayette
10/15/88 W 3-1 H West Lafayette
11/1/88 L 1-3 A Bloomington, Ind.
9/30/89 L 1-3 A Bloomington, Ind.



SERIES RECORDS

10/27/89	L 0-3	H	West Lafayette
10/20/90	W 3-2	H	West Lafayette
11/16/90	L 1-3	A	Bloomington, Ind.
10/18/91	W 3-1	H	West Lafayette
11/16/91	W 3-1	A	Bloomington, Ind.
10/21/92	L 2-3	H	West Lafayette
11/17/92	L 1-3	A	Bloomington, Ind.
9/29/93	L 2-3	A	Bloomington, Ind.
10/27/93	W 3-1	H	West Lafayette
10/14/94	L 0-3	A	Bloomington, Ind.
11/12/94	L 2-3	H	West Lafayette
9/30/95	L 2-3	H	West Lafayette
10/27/95	L 0-3	A	Bloomington, Ind.
10/23/96	L 1-3	A	Bloomington, Ind.
11/20/96	W 3-0	H	West Lafayette
9/26/97	L 1-3	H	West Lafayette
11/15/97	W 3-0	A	Bloomington, Ind.
10/9/98	W 3-2	H	West Lafayette
11/7/98	L 2-3	A	Bloomington, Ind.
10/9/99	L 1-3	A	Bloomington, Ind.
10/29/99	L 1-3	H	West Lafayette
10/14/00	L 0-3	A	Bloomington, Ind.
11/24/00	W 3-2	H	West Lafayette
10/20/01	L 0-3	H	West Lafayette
11/16/01	L 1-3	A	Bloomington, Ind.
10/19/02	L 2-3	H	West Lafayette
11/29/02	L 0-3	A	Bloomington, Ind.
10/15/03	W 3-1	H	West Lafayette
11/26/03	W 3-1	A	Bloomington, Ind.
9/22/04	W 3-0	H	West Lafayette
11/10/04	W 3-2	A	Bloomington, Ind.
10/21/05	W 3-0	A	Bloomington, Ind.
11/18/05	W 3-0	H	West Lafayette
10/4/06	W 3-0	A	Bloomington, Ind.
10/25/06	W 3-0	H	West Lafayette
10/17/07	L 1-3	A	Bloomington, Ind.
11/14/07	W 3-1	H	West Lafayette
9/27/08	W 3-2	A	Bloomington, Ind.
11/14/08	W 3-2	H	West Lafayette
9/30/09	L 2-3	H	West Lafayette
11/4/09	W 3-1	A	Bloomington, Ind.
9/22/10	W 3-1	A	Bloomington, Ind.
11/10/10	W 3-0	H	West Lafayette
10/19/11	W 3-2	H	West Lafayette
11/23/11	W 3-1	A	Bloomington, Ind.
10/16/12	L 1-3	A	Bloomington, Ind.
11/21/12	W 3-0	H	West Lafayette
10/22/13	W 3-0	H	West Lafayette
11/27/13	W 3-0	A	Bloomington, Ind.
10/8/14	W 3-0	H	West Lafayette
10/11/14	W 3-1	A	Bloomington, Ind.
10/7/15	W 3-0	A	Bloomington, Ind.
10/10/15	W 3-0	H	West Lafayette
9/24/16	W 3-0	H	West Lafayette
11/16/16	W 3-2	A	Bloomington, Ind.
9/27/17	W 3-0	H	West Lafayette
9/30/17	W 3-0	A	Bloomington, Ind.
11/3/18	W 3-2	H	West Lafayette
11/21/18	W 3-2	A	Bloomington, Ind.

INDIANA STATE (12-0)

	H: 5-0	A: 1-0	N: 6-0
11/14/75	W 2-1	N	Muncie, Ind.
9/24/76	W 2-1	N	Normal, Ill.
10/26/76	W 3-2	H	West Lafayette
10/18/77	W 3-1	A	Terre Haute, Ind.
11/12/77	W 2-0	N	Huntington, Ind.

11/12/77	W 2-0	N	Huntington, Ind.
9/29/78	W 3-1	H	West Lafayette
10/14/78	W 2-0	N	East Lansing, Mich.
9/4/93	W 3-0	N	Arlington, Texas
9/6/97	W 3-2	H	West Lafayette
11/6/01	W 3-1	H	West Lafayette
9/13/03	W 3-0	H	West Lafayette

INDIANA TECH (1-0)

	H: 1-0	A: 0-0	N: 0-0
11/6/78	W 3-2	H	West Lafayette

IOWA (55-22)

	H: 29-7	A: 20-15	N: 6-0
10/28/77	W 2-0	N	Madison, Wis.
10/29/77	W 2-0	N	Madison, Wis.
10/27/78	W 2-0	N	Champaign, Ill.
10/24/80	W 2-0	N	Champaign, Ill.
9/25/81	W 3-1	H	West Lafayette
1981	W 2-0	N	Champaign, Ill.
10/8/82	W 3-0	H	West Lafayette
11/5/82	W 3-1	A	Iowa City, Iowa
11/6/83	W 3-0	H	West Lafayette
11/18/83	W 3-0	N	Evanston, Ill.
10/19/84	L 2-3	A	Iowa City, Iowa
11/16/84	W 3-0	H	West Lafayette
10/5/85	W 3-1	H	West Lafayette
11/1/85	W 3-0	A	Iowa City, Iowa
10/10/86	L 0-3	A	Iowa City, Iowa
11/7/86	L 2-3	H	West Lafayette
10/17/87	W 3-1	A	Iowa City, Iowa
11/13/87	W 3-0	H	West Lafayette
9/24/88	L 1-3	H	West Lafayette
11/25/88	L 2-3	A	Iowa City, Iowa
9/23/89	L 2-3	H	West Lafayette
11/22/89	L 0-3	A	Iowa City, Iowa
9/30/90	W 3-1	A	Iowa City, Iowa
10/26/90	W 3-1	H	West Lafayette
10/11/91	W 3-0	A	Iowa City, Iowa
11/9/91	W 3-0	H	West Lafayette
10/10/92	W 3-1	A	Iowa City, Iowa
11/6/92	W 3-0	H	West Lafayette
10/23/93	W 3-0	A	Iowa City, Iowa
11/19/93	W 3-1	H	West Lafayette
9/24/94	L 0-3	H	West Lafayette
11/25/94	L 2-3	A	Iowa City, Iowa
10/20/95	L 1-3	H	West Lafayette
11/18/95	W 3-0	A	Iowa City, Iowa
10/12/96	W 3-0	H	West Lafayette
11/8/96	L 1-3	A	Iowa City, Iowa
10/3/97	L 1-3	A	Iowa City, Iowa
11/2/97	W 3-2	H	West Lafayette
10/16/98	W 3-1	A	Iowa City, Iowa
11/21/98	W 3-0	H	West Lafayette
9/24/99	L 1-3	A	Iowa City, Iowa
11/13/99	W 3-0	H	West Lafayette
9/23/00	L 0-3	A	Iowa City, Iowa
11/10/00	L 0-3	H	West Lafayette
9/21/01	W 3-0	H	West Lafayette
11/10/01	L 1-3	A	Iowa City, Iowa
10/12/02	L 1-3	A	Iowa City, Iowa
11/1/02	W 3-2	H	West Lafayette
9/26/03	W 3-0	H	West Lafayette
11/15/03	L 2-3	A	Iowa City, Iowa
10/22/04	W 3-0	H	West Lafayette
11/21/04	W 3-0	A	Iowa City, Iowa
10/15/05	W 3-0	H	West Lafayette
11/25/05	W 3-1	A	Iowa City, Iowa
10/7/06	W 3-2	A	Iowa City, Iowa

10/27/06	W 3-0	H	West Lafayette
9/22/07	W 3-0	A	Iowa City, Iowa
11/9/07	W 3-0	H	West Lafayette
10/3/08	W 3-0	H	West Lafayette
11/8/08	W 3-0	A	Iowa City, Iowa
10/17/09	W 3-0	H	West Lafayette
11/27/09	L 2-3	A	Iowa City, Iowa
10/3/10	W 3-0	A	Iowa City, Iowa
11/5/10	W 3-0	H	West Lafayette
10/8/11	W 3-0	A	Iowa City, Iowa
11/10/11	W 3-2	H	West Lafayette
10/6/12	L 0-3	H	West Lafayette
11/8/12	W 3-0	A	Iowa City, Iowa
10/18/13	W 3-0	A	Iowa City, Iowa
11/23/13	W 3-1	H	West Lafayette
11/8/14	L 1-3	A	Iowa City, Iowa
11/7/15	W 3-2	H	West Lafayette
10/6/16	L 2-3	A	Iowa City, Iowa
11/12/16	W 3-1	H	West Lafayette
11/5/17	W 3-2	A	Iowa City, Iowa
10/13/18	W 3-2	A	Iowa City, Iowa
11/17/18	W 3-2	H	West Lafayette

IOWA STATE (2-0)

	H: 1-0	A: 0-0	N: 1-0
9/2/89	W 3-0	H	West Lafayette
12/1/16	W 3-0	N	Columbia, Mo.

IPFW (1-0)

	H: 1-0	A: 0-0	N: 0-0
9/6/02	W 3-2	H	West Lafayette

IUPUI (2-0)

	H: 2-0	A: 0-0	N: 0-0
10/9/01	W 3-0	H	West Lafayette
10/29/02	W 3-0	H	West Lafayette

JACKSONVILLE (1-0)

	H: 0-0	A: 0-0	N: 1-0
9/1/17	W 3-2	H	Laramie, Wyo.

JACKSONVILLE STATE (2-0)

	H: 2-0	A: 0-0	N: 0-0
9/9/11	W 3-0	H	West Lafayette
9/14/12	W 3-1	H	West Lafayette

KANSAS (3-3)

	H: 1-1	A: 0-2	N: 2-0
10/20/78	W 2-0	N	Springfield, Mo.
8/30/96	W 3-0	N	Corvallis, Ore.
9/2/00	L 1-3	H	West Lafayette
9/14/02	L 0-3	A	Lawrence, Kan.
9/16/16	W 3-1	H	West Lafayette
9/8/17	L 1-3	A	Lawrence, Kan.

KANSAS STATE (3-1)

	H: 1-0	A: 1-0	N: 1-1
9/12/87	W 3-2	N	Fort Collins, Colo.
9/9/95	L 0-3	N	Lincoln, Neb.
8/30/08	W 3-1	H	West Lafayette
9/12/09	W 3-2	A	Manhattan, Kan.

KENNESAW STATE (1-0)

	H: 0-0	A: 1-0	N: 0-0
9/6/14	W 3-0	A	Kennesaw, Ga.

SERIES RECORDS



KENTUCKY (10-10)

	H: 6-4	A: 2-3	N: 2-3
9/22/78	W 2-0	N	Normal, Ill.
9/21/79	W 2-1	N	Normal, Ill.
10/18/80	L 1-2	N	Cincinnati, Ohio
10/16/82	W 3-0	H	West Lafayette
10/9/83	L 0-3	H	West Lafayette
11/13/83	W 3-1	A	Lexington, Ky.
9/15/84	L 1-3	N	Louisville, Ky.
11/9/85	W 3-0	H	West Lafayette
10/13/86	L 2-3	A	Lexington, Ky.
9/11/88	L 1-3	H	West Lafayette
9/21/90	L 1-3	A	Lexington, Ky.
9/2/94	W 3-1	H	West Lafayette
9/13/96	W 3-0	A	Lexington, Ky.
9/5/98	W 3-0	H	West Lafayette
9/18/04	L 2-3	H	West Lafayette
12/1/06	W 3-0	H	West Lafayette
9/12/09	L 1-3	N	Manhattan, Kan.
12/3/10	W 3-1	H	West Lafayette
9/27/16	L 2-3	H	West Lafayette
12/1/18	L 0-3	A	Lexington, Ky.

LAMAR (3-3)

	H: 0-1	A: 1-0	N: 2-2
10/12/79	L 0-2	N	Houston, Texas
10/19/79	L 1-3	N	Logan, Utah
10/11/80	W 2-0	N	Houston, Texas
10/30/80	L 2-3	H	West Lafayette
10/7/81	W 3-0	A	Beaumont, Texas
1981	W 2-0	N	Houston, Texas

LIPSCOMB (2-0)

	H: 1-0	A: 0-0	N: 1-0
9/3/10	W 3-0	N	Pittsburgh, Pa.
9/7/18	W 3-0	H	West Lafayette

LOUISIANA STATE (4-2)

	H: 1-1	A: 1-1	N: 2-0
9/20/85	W 3-1	N	Bozeman, Mont.
9/12/86	L 1-3	A	Baton Rouge, La.
9/19/87	L 2-3	H	West Lafayette
9/1/12	W 3-0	N	Houston, Texas
9/30/14	W 3-0	H	West Lafayette
9/11/15	W 3-0	A	Baton Rouge, La.

LOUISVILLE (12-1)

	H: 8-0	A: 2-0	N: 2-1
10/11/77	W 2-0	H	West Lafayette
9/16/84	W 3-0	A	Louisville, Ky.
11/6/84	W 3-0	H	West Lafayette
10/1/85	W 3-0	H	West Lafayette
9/20/08	W 3-0	N	Dayton, Ohio
12/5/08	W 3-2	H	West Lafayette
9/19/09	W 3-0	H	West Lafayette
9/17/10	W 3-1	A	Louisville, Ky.
12/4/10	W 3-1	H	West Lafayette
9/16/11	W 3-2	N	Champaign, Ill.
12/3/11	W 3-1	H	West Lafayette
9/7/12	L 0-3	N	Cincinnati, Ohio
9/8/18	W 3-2	H	West Lafayette

LOYOLA-CHICAGO (3-0)

	H: 3-0	A: 0-0	N: 0-0
10/15/85	W 3-0	H	West Lafayette
9/4/92	W 3-0	H	West Lafayette
9/17/17	W 3-0	H	West Lafayette

MARYLAND (8-1)

	H: 4-0	A: 4-1	N: 0-0
10/5/14	W 3-1	A	College Park, Md.
11/12/14	W 3-0	H	West Lafayette
10/3/15	W 3-1	H	West Lafayette
11/11/15	W 3-1	A	College Park, Md.
11/2/16	W 3-1	H	West Lafayette
11/23/16	W 3-2	A	College Park, Md.
10/29/17	L 2-3	A	College Park, Md.
9/26/18	W 3-1	A	College Park, Md.
10/19/18	W 3-1	H	West Lafayette

MARQUETTE (2-0)

	H: 1-0	A: 0-0	N: 1-0
9/4/99	W 3-2	H	West Lafayette
9/13/02	W 3-2	N	Lawrence, Kan.

McNEESE STATE (2-0)

	H: 1-0	A: 0-0	N: 1-0
9/17/99	W 3-2	H	West Lafayette
9/5/03	W 3-1	N	Houston, Texas

MEMPHIS (1-0)

	H: 0-0	A: 0-0	N: 1-0
9/27/75	W 2-0	N	Normal, Ill.

MIAMI [FLA.] (1-1)

	H: 0-0	A: 0-0	N: 1-1
10/18/80	W 2-0	N	Cincinnati, Ohio
9/12/15	L 2-3	N	Baton Rouge, La.

MIAMI [OHIO] (7-2)

	H: 4-1	A: 2-1	N: 1-0
10/15/77	W 2-0	A	Oxford, Ohio
10/7/78	W 3-2	H	West Lafayette
9/9/86	W 3-1	H	West Lafayette
9/14/91	L 1-3	H	West Lafayette
9/12/92	W 3-1	A	Oxford, Ohio
9/6/96	W 3-2	H	West Lafayette
9/8/01	L 1-3	A	Oxford, Ohio
9/20/08	W 3-0	N	Dayton, Ohio
9/15/17	W 3-0	H	West Lafayette

MICHIGAN (48-27)

	H: 25-10	A: 19-16	N: 4-1
10/31/75	W 2-0	N	Minneapolis, Minn.
10/21/77	W 3-0	N	Bloomington, Ind.
10/29/77	W 2-1	N	Madison, Wis.
9/11/81	W 3-0	H	West Lafayette
10/24/81	L 0-3	N	Champaign, Ill.
11/7/81	W 2-0	N	Columbus, Ohio
9/17/82	W 3-0	H	West Lafayette
9/25/82	W 3-0	A	Ann Arbor, Mich.
9/24/83	W 3-0	H	West Lafayette
10/28/83	W 3-0	A	Ann Arbor, Mich.
9/22/84	W 3-0	H	West Lafayette
11/2/84	W 3-1	A	Ann Arbor, Mich.
10/19/85	W 3-0	A	Ann Arbor, Mich.
11/15/85	W 3-0	H	West Lafayette
9/27/86	W 3-1	A	Ann Arbor, Mich.
11/28/86	W 3-1	H	West Lafayette
10/24/87	W 3-0	H	West Lafayette
11/20/87	W 3-0	A	Ann Arbor, Mich.
10/22/88	W 3-0	A	Ann Arbor, Mich.
11/18/88	W 3-1	H	West Lafayette
10/21/89	W 3-1	A	Ann Arbor, Mich.
11/17/89	W 3-0	H	West Lafayette
10/6/90	W 3-0	H	West Lafayette
11/2/90	W 3-0	A	Ann Arbor, Mich.

10/26/91	L 1-3	A	Ann Arbor, Mich.
11/22/91	W 3-2	H	West Lafayette
9/26/92	L 0-3	A	Ann Arbor, Mich.
11/28/92	W 3-1	H	West Lafayette
10/16/93	W 3-1	H	West Lafayette
11/12/93	L 2-3	A	Ann Arbor, Mich.
10/1/94	L 1-3	A	Ann Arbor, Mich.
10/28/94	W 3-2	H	West Lafayette
9/22/95	L 0-3	A	Ann Arbor, Mich.
11/25/95	L 2-3	H	West Lafayette
10/26/96	W 3-1	A	Ann Arbor, Mich.
11/22/96	L 1-3	H	West Lafayette
10/24/97	L 0-3	H	West Lafayette
11/29/97	L 1-3	A	Ann Arbor, Mich.
9/25/98	W 3-1	A	Ann Arbor, Mich.
11/14/98	W 3-1	H	West Lafayette
10/2/99	W 3-2	H	West Lafayette
11/5/99	W 3-2	A	Ann Arbor, Mich.
9/30/00	W 3-1	H	West Lafayette
11/3/00	L 0-3	A	Ann Arbor, Mich.
10/5/01	L 0-3	H	West Lafayette
10/27/01	L 2-3	A	Ann Arbor, Mich.
10/26/02	L 0-3	A	Ann Arbor, Mich.
11/22/02	W 3-2	H	West Lafayette
10/11/03	L 2-3	H	West Lafayette
10/31/03	L 2-3	A	Ann Arbor, Mich.
10/1/04	L 1-3	A	Ann Arbor, Mich.
11/6/04	L 2-3	H	West Lafayette
10/8/05	W 3-0	A	Ann Arbor, Mich.
10/28/05	W 3-0	H	West Lafayette
9/23/06	W 3-2	A	Ann Arbor, Mich.
11/10/06	L 0-3	H	West Lafayette
10/20/07	W 3-1	A	Ann Arbor, Mich.
11/16/07	W 3-1	H	West Lafayette
10/10/08	L 1-3	A	Ann Arbor, Mich.
11/1/08	W 3-2	H	West Lafayette
9/27/09	L 2-3	H	West Lafayette
11/13/09	L 2-3	A	Ann Arbor, Mich.
10/23/10	L 2-3	H	West Lafayette
11/19/10	L 1-3	A	Ann Arbor, Mich.
9/24/11	W 3-0	H	West Lafayette
10/28/11	W 3-2	A	Ann Arbor, Mich.
9/22/12	W 3-2	A	Ann Arbor, Mich.
10/26/12	W 3-0	H	West Lafayette
10/26/13	W 3-1	A	Ann Arbor, Mich.
10/26/14	W 3-2	H	West Lafayette
9/25/15	W 3-0	A	Ann Arbor, Mich.
10/28/16	W 3-1	H	West Lafayette
11/18/17	L 1-3	A	Ann Arbor, Mich.
11/22/17	L 1-3	H	West Lafayette
10/5/18	L 0-3	A	Ann Arbor, Mich.

MICHIGAN STATE (51-31)

	H: 27-11	A: 20-16	N: 4-4
10/18/75	L 0-2	A	East Lansing, Mich.
10/31/75	L 1-2	N	Minneapolis, Minn.
11/21/75	L 0-2	N	Dayton, Ohio
10/29/76	L 0-2	N	Columbus, Ohio
10/7/77	W 2-0	H	West Lafayette
10/14/78	W 3-2	A	East Lansing, Mich.
10/27/78	W 2-0	N	Champaign, Ill.
11/16/78	W 2-0	N	Carbondale, Ill.
11/15/79	W 2-0	N	Columbus, Ohio
11/22/80	L 1-3	N	Madison, Wis.
9/18/81	W 2-0	N	Normal, Ill.
9/24/82	W 3-0	A	East Lansing, Mich.
10/22/82	W 3-0	H	West Lafayette
9/23/83	W 3-1	H	West Lafayette

SERIES RECORDS

10/29/83	W 3-0	A	East Lansing, Mich.	MIDDLE TENNESSEE STATE (3-0)			10/14/06	L 1-3	A	Minneapolis, Minn.	
11/3/84	W 3-0	A	East Lansing, Mich.	H: 2-0	A: 1-0	N: 0-0	11/24/06	L 0-3	H	West Lafayette	
11/10/84	W 3-0	H	West Lafayette	8/30/02	W 3-2	A	Murfreesboro, Tenn.	9/21/07	L 0-3	A	Minneapolis, Minn.
10/18/85	W 3-0	A	East Lansing, Mich.	9/13/03	W 3-0	H	West Lafayette	11/10/07	L 1-3	H	West Lafayette
11/16/85	W 3-1	H	West Lafayette	12/6/08	W 3-2	H	West Lafayette	10/4/08	L 0-3	H	West Lafayette
9/26/86	W 3-0	A	East Lansing, Mich.	MINNESOTA (31-52)			11/7/08	L 0-3	A	Minneapolis, Minn.	
11/29/86	W 3-0	H	West Lafayette	H: 14-23	A: 9-27	N: 8-2	10/2/09	L 0-3	H	West Lafayette	
10/23/87	W 3-1	H	West Lafayette	10/11/75	W 2-1	N	Madison, Wis.	11/8/09	L 0-3	A	Minneapolis, Minn.
11/21/87	W 3-0	A	East Lansing, Mich.	10/31/75	W 2-0	A	Minneapolis, Minn.	10/1/10	L 1-3	A	Minneapolis, Minn.
10/21/88	W 3-0	A	East Lansing, Mich.	10/28/77	L 1-2	N	Madison, Wis.	11/6/10	L 1-3	H	West Lafayette
11/19/88	W 3-0	H	West Lafayette	9/23/78	W 2-1	N	Normal, Ill.	10/22/11	W 3-1	H	West Lafayette
10/20/89	W 3-1	A	East Lansing, Mich.	10/27/78	L 1-2	N	Champaign, Ill.	10/20/12	L 1-3	A	Minneapolis, Minn.
11/18/89	W 3-2	H	West Lafayette	10/25/79	W 3-2	N	East Lansing, Mich.	12/7/12	L 1-3	H	West Lafayette
10/5/90	W 3-1	H	West Lafayette	10/24/80	W 2-0	N	Champaign, Ill.	9/29/13	L 0-3	A	Minneapolis, Minn.
11/3/90	W 3-0	A	East Lansing, Mich.	10/25/80	W 3-0	N	Champaign, Ill.	11/1/13	L 2-3	H	West Lafayette
10/25/91	W 3-1	A	East Lansing, Mich.	11/1/80	W 3-1	N	Columbus, Ohio	11/1/14	W 3-0	H	West Lafayette
11/24/91	W 3-0	H	West Lafayette	9/16/81	W 3-2	A	Minneapolis, Minn.	11/22/14	L 0-3	A	Minneapolis, Minn.
9/25/92	W 3-0	A	East Lansing, Mich.	10/2/81	W 2-1	N	Springfield, Mo.	11/1/15	L 1-3	A	Minneapolis, Minn.
11/27/92	W 3-1	H	West Lafayette	10/24/81	W 2-0	N	Champaign, Ill.	11/21/15	W 3-2	H	West Lafayette
10/15/93	W 3-0	H	West Lafayette	9/18/82	W 3-0	H	West Lafayette	10/2/16	L 0-3	H	West Lafayette
11/13/93	L 2-3	A	East Lansing, Mich.	10/2/82	W 3-2	A	Minneapolis, Minn.	10/11/17	L 0-3	A	Minneapolis, Minn.
9/30/94	L 0-3	A	East Lansing, Mich.	11/19/82	W 3-0	H	West Lafayette	11/10/15	W 3-1	H	West Lafayette
10/29/94	L 0-3	H	West Lafayette	9/16/83	W 3-1	H	West Lafayette	11/10/18	L 0-3	A	Minneapolis, Minn.
9/23/95	L 0-3	A	East Lansing, Mich.	10/22/83	W 3-1	A	Minneapolis, Minn.	MISSISSIPPI (1-0)			
11/24/95	L 0-3	H	West Lafayette	9/28/84	W 3-1	H	West Lafayette	H: 0-0	A: 0-0	N: 1-0	
9/28/96	L 1-3	H	West Lafayette	9/27/85	W 3-0	A	Minneapolis, Minn.	12/9/78	W 2-0	N	Tuscaloosa, Ala.
11/29/96	L 0-3	A	East Lansing, Mich.	11/30/85	W 3-0	H	West Lafayette	MISSISSIPPI STATE (2-1)			
10/10/97	L 0-3	H	West Lafayette	10/11/86	L 2-3	A	Minneapolis, Minn.	H: 1-0	A: 0-0	N: 1-1	
11/8/97	L 2-3	A	East Lansing, Mich.	11/8/86	L 0-3	H	West Lafayette	9/17/94	L 1-3	N	Louisville, Ky.
9/26/98	L 0-3	A	East Lansing, Mich.	10/16/87	L 2-3	A	Minneapolis, Minn.	8/29/97	W 3-0	N	Tallahassee, Fla.
11/12/98	L 0-3	H	West Lafayette	11/14/87	W 3-2	H	West Lafayette	9/12/03	W 3-1	H	West Lafayette
10/1/99	W 3-0	H	West Lafayette	9/23/88	L 2-3	H	West Lafayette	MISSOURI (3-1)			
11/6/99	L 2-3	A	East Lansing, Mich.	11/26/88	L 2-3	A	Minneapolis, Minn.	H: 0-0	A: 1-1	N: 2-0	
9/29/00	L 0-3	H	West Lafayette	9/22/89	L 0-3	H	West Lafayette	9/15/84	W 3-2	N	Louisville, Ky.
11/4/00	L 1-3	A	East Lansing, Mich.	11/24/89	L 1-3	A	Minneapolis, Minn.	9/4/04	W 3-2	N	Madison, Wis.
10/6/01	L 1-3	H	West Lafayette	9/28/90	W 3-0	A	Minneapolis, Minn.	12/7/13	W 3-1	A	Columbia, Mo.
10/26/01	L 0-3	A	East Lansing, Mich.	10/27/90	W 3-0	H	West Lafayette	12/2/16	L 1-3	A	Columbia, Mo.
10/25/02	L 0-3	A	East Lansing, Mich.	10/12/91	L 0-3	A	Minneapolis, Minn.	MONTANA (1-0)			
11/23/02	L 1-3	H	West Lafayette	11/8/91	L 2-3	H	West Lafayette	H: 1-0	A: 0-0	N: 0-0	
10/10/03	W 3-0	H	West Lafayette	10/9/92	W 3-0	A	Minneapolis, Minn.	9/18/92	W 3-0	H	West Lafayette
11/1/03	L 1-3	A	East Lansing, Mich.	11/7/92	L 0-3	H	West Lafayette	MONTANA STATE (2-0)			
10/2/04	W 3-2	A	East Lansing, Mich.	10/22/93	L 1-3	A	Minneapolis, Minn.	H: 1-0	A: 1-0	N: 0-0	
11/5/04	W 3-1	H	West Lafayette	11/20/93	L 1-3	H	West Lafayette	9/9/85	W 3-1	H	West Lafayette
10/7/05	W 3-0	A	East Lansing, Mich.	9/23/94	L 0-3	H	West Lafayette	9/21/85	W 3-0	A	Bozeman, Mont.
10/29/05	W 3-0	H	West Lafayette	11/26/94	L 0-3	A	Minneapolis, Minn.	MOREHEAD STATE (2-0)			
9/22/06	W 3-2	A	East Lansing, Mich.	10/6/95	W 3-0	A	Minneapolis, Minn.	H: 2-0	A: 0-0	N: 0-0	
11/11/06	L 1-3	H	West Lafayette	11/4/95	L 0-3	H	West Lafayette	12/3/11	W 3-0	H	West Lafayette
10/13/07	W 3-0	H	West Lafayette	10/19/96	L 1-3	A	Minneapolis, Minn.	9/19/14	W 3-0	H	West Lafayette
11/23/07	L 3-0	A	East Lansing, Mich.	11/15/96	L 1-3	H	West Lafayette	MOUNT ST. JOSEPH (2-3)			
10/25/08	W 3-2	A	East Lansing, Mich.	10/5/97	L 1-3	A	Minneapolis, Minn.	H: 0-1	A: 1-0	N: 1-2	
11/21/08	W 3-0	H	West Lafayette	10/31/97	L 1-3	H	West Lafayette	9/24/76	L 0-2	N	Normal, Ill.
9/25/09	W 3-1	H	West Lafayette	10/23/98	W 3-2	H	West Lafayette	10/16/76	L 1-2	N	Bloomington, Ind.
11/14/09	L 0-3	A	East Lansing, Mich.	11/28/98	W 3-2	A	Minneapolis, Minn.	9/24/77	W 2-0	N	Normal, Ill.
10/22/10	W 3-0	H	West Lafayette	9/25/99	L 0-3	A	Minneapolis, Minn.	10/7/77	L 1-2	H	West Lafayette
11/20/10	W 3-2	A	East Lansing, Mich.	11/12/99	L 0-3	H	West Lafayette	10/14/77	W 2-0	A	Cincinnati, Ohio
9/23/11	W 3-0	H	West Lafayette	9/22/00	L 0-3	A	Minneapolis, Minn.	MURRAY STATE (1-0)			
10/29/11	W 3-1	A	East Lansing, Mich.	11/11/00	L 0-3	H	West Lafayette	H: 1-0	A: 0-0	N: 0-0	
9/21/12	W 3-2	A	East Lansing, Mich.	9/22/01	L 0-3	H	West Lafayette	9/18/93	W 3-1	H	West Lafayette
10/27/12	W 3-2	H	West Lafayette	11/9/01	L 0-3	A	Minneapolis, Minn.				
11/30/13	W 3-2	H	West Lafayette	10/11/02	L 0-3	A	Minneapolis, Minn.				
10/27/14	W 3-1	H	West Lafayette	11/3/02	L 1-3	H	West Lafayette				
11/26/14	L 0-3	A	East Lansing, Mich.	9/27/03	W 3-1	H	West Lafayette				
9/26/15	W 3-1	A	East Lansing, Mich.	11/14/03	L 0-3	A	Minneapolis, Minn.				
11/25/15	L 2-3	H	West Lafayette	10/23/04	L 0-3	H	West Lafayette				
10/19/16	L 1-3	H	West Lafayette	11/19/04	L 0-3	A	Minneapolis, Minn.				
10/6/18	W 3-1	A	East Lansing, Mich.	10/14/05	W 3-1	H	West Lafayette				
10/31/18	W 3-1	H	West Lafayette	11/26/05	L 1-3	A	Minneapolis, Minn.				

SERIES RECORDS



NEBRASKA (7-18)

H: 4-5	A: 2-11	N: 1-2
10/17/80 W 2-0	N Cincinnati, Ohio	
11/6/82 W 3-0	A Lincoln, Neb.	
12/11/82 W 3-2	H West Lafayette	
10/8/83 W 3-2	H West Lafayette	
10/14/84 L 0-3	A Lincoln, Neb.	
12/13/85 L 1-3	A Lincoln, Neb.	
9/20/86 L 0-3	N Chicago, Ill.	
9/18/87 L 0-3	H West Lafayette	
12/10/87 L 0-3	N Champaign, Ill.	
9/2/88 L 0-3	A Lincoln, Neb.	
9/15/90 L 0-3	A Lincoln, Neb.	
9/3/94 L 0-3	H West Lafayette	
9/8/95 L 0-3	A Lincoln, Neb.	
10/7/11 L 1-3	A Lincoln, Neb.	
11/12/11 W 3-0	H West Lafayette	
10/5/12 L 0-3	H West Lafayette	
11/10/12 L 2-3	A Lincoln, Neb.	
10/19/13 W 3-1	A Lincoln, Neb.	
11/22/13 W 3-0	H West Lafayette	
11/5/14 L 0-3	A Lincoln, Neb.	
11/4/15 L 0-3	H West Lafayette	
10/9/16 L 0-3	A Lincoln, Neb.	
10/14/17 L 1-3	H West Lafayette	
11/3/17 L 1-3	A Lincoln, Neb.	
11/16/18 L 1-3	H West Lafayette	

NEW MEXICO (1-0)

H: 0-0	A: 0-0	N: 1-0
9/15/89 W 3-2	N Norman, Okla.	

NORTH CAROLINA (3-1)

H: 1-0	A: 2-1	N: 0-0
9/10/93 W 3-1	A Chapel Hill, N.C.	
9/19/97 L 0-3	A Chapel Hill, N.C.	
9/9/05 W 3-1	A Chapel Hill, N.C.	
9/1/07 W 3-2	H West Lafayette	

NORTH CAROLINA AT ASHEVILLE (1-0)

H: 0-0	A: 0-0	N: 1-0
9/5/14 W 3-0	N Asheville, N.C.	

NORTH CAROLINA STATE (4-1)

H: 1-0	A: 2-0	N: 1-1
9/25/87 W 3-1	A Raleigh, N.C.	
10/28/88 W 3-1	N Gainesville, Fla.	
9/11/93 W 3-1	A Raleigh, N.C.	
9/16/95 W 3-0	H West Lafayette	
9/16/00 L 1-3	N Washington, D.C.	

NORTH TEXAS (1-0)

H: 0-0	A: 0-0	N: 1-0
10/11/80 W 2-1	N Houston, Texas	

NORTHEASTERN (1-0)

H: 0-0	A: 0-0	N: 1-0
9/8/00 W 3-1	N Boston, Mass.	

NORTHEASTERN ILLINOIS (2-0)

H: 1-0	A: 0-0	N: 1-0
11/6/76 W 2-0	N Muncie, Ind.	
10/1/77 W 2-0	H West Lafayette	

NORTHERN ARIZONA (1-0)

H: 0-0	A: 1-0	N: 0-0
9/11/99 W 3-0	A Flagstaff, Ariz.	

NORTHERN ILLINOIS (4-0)

H: 3-0	A: 0-0	N: 1-0
10/1/77 W 2-0	H West Lafayette	
9/11/85 W 3-0	H West Lafayette	
9/17/86 W 3-0	H West Lafayette	
9/11/92 W 3-2	N Oxford, Ohio	

NORTHERN IOWA (2-1)

H: 2-1	A: 0-0	N: 0-0
8/25/06 W 3-0	H West Lafayette	
8/28/10 L 2-3	H West Lafayette	
8/24/12 W 3-0	H West Lafayette	

NORTHERN KENTUCKY (2-0)

H: 1-0	A: 0-0	N: 1-0
12/9/78 W 2-0	N Tuscaloosa, Ala.	
9/21/13 W 3-1	H West Lafayette	

NORTHWESTERN (56-28)

H: 31-9	A: 21-18	N: 4-1
10/28/77 W 2-0	N Madison, Wis.	
10/27/79 W 2-0	N East Lansing, Mich.	
9/20/80 W 2-0	N Normal, Ill.	
10/14/80 L 0-3	H West Lafayette	
10/25/80 W 3-2	N Champaign, Ill.	
11/5/80 L 1-3	A Evanston, Ill.	
10/2/81 L 1-2	N Springfield, Mo.	
10/17/81 W 3-0	A Evanston, Ill.	
11/3/81 W 3-1	H West Lafayette	
10/16/82 W 3-0	H West Lafayette	
11/16/82 W 3-1	A Evanston, Ill.	
11/21/82 W 3-1	H West Lafayette	
9/27/83 W 3-1	A Evanston, Ill.	
10/15/83 W 3-2	H West Lafayette	
11/19/83 L 2-3	A Evanston, Ill.	
9/23/84 W 3-1	H West Lafayette	
10/20/84 L 2-3	A Evanston, Ill.	
11/18/84 L 0-3	H West Lafayette	
10/4/85 W 3-0	H West Lafayette	
11/2/85 W 3-0	A Evanston, Ill.	
10/17/86 W 3-2	H West Lafayette	
11/15/86 L 0-3	A Evanston, Ill.	
10/9/87 W 3-1	H West Lafayette	
11/7/87 W 3-2	A Evanston, Ill.	
10/7/88 L 0-3	A Evanston, Ill.	
11/5/88 W 3-0	H West Lafayette	
10/6/89 L 0-3	H West Lafayette	
11/4/89 W 3-2	A Evanston, Ill.	
10/13/90 L 1-3	A Evanston, Ill.	
11/9/90 W 3-2	H West Lafayette	
9/28/91 W 3-2	H West Lafayette	
11/29/91 W 3-0	A Evanston, Ill.	
10/16/92 W 3-1	H West Lafayette	
11/14/92 W 3-2	A Evanston, Ill.	
9/25/93 W 3-0	H West Lafayette	
11/26/93 L 2-3	A Evanston, Ill.	
10/7/94 W 3-0	H West Lafayette	
11/5/94 W 3-2	A Evanston, Ill.	
10/18/95 W 5-0	H West Lafayette	
11/15/95 W 3-2	A Evanston, Ill.	
9/27/96 W 3-1	H West Lafayette	
11/30/96 W 3-1	A Evanston, Ill.	
10/25/97 W 3-0	H West Lafayette	
11/28/97 L 1-3	A Evanston, Ill.	
10/10/98 W 3-0	H West Lafayette	
11/6/98 L 1-3	A Evanston, Ill.	
10/22/99 W 3-2	A Evanston, Ill.	

11/20/99 L 2-3	H West Lafayette
10/21/00 W 3-2	H West Lafayette
11/17/00 W 3-0	A Evanston, Ill.
10/12/01 L 1-3	A Evanston, Ill.
11/24/01 L 2-3	H West Lafayette
9/29/02 L 2-3	H West Lafayette
11/15/02 L 1-3	A Evanston, Ill.
10/25/03 L 0-3	A Evanston, Ill.
11/21/03 W 3-2	H West Lafayette
10/15/04 L 1-3	A Evanston, Ill.
11/27/04 L 2-3	H West Lafayette
10/2/05 W 3-0	H West Lafayette
11/4/05 L 2-3	A Evanston, Ill.
10/21/06 W 3-1	H West Lafayette
11/17/06 W 3-1	A Evanston, Ill.
10/12/07 W 3-1	H West Lafayette
11/24/07 W 3-1	A Evanston, Ill.
10/18/08 W 3-0	H West Lafayette
11/28/08 W 3-2	A Evanston, Ill.
10/10/09 L 2-3	A Evanston, Ill.
10/30/09 L 2-3	H West Lafayette
9/25/10 L 2-3	A Evanston, Ill.
11/12/10 W 3-2	H West Lafayette
9/28/11 W 3-1	A Evanston, Ill.
11/5/11 W 3-0	H West Lafayette
9/28/12 W 3-1	H West Lafayette
11/3/12 W 3-0	A Evanston, Ill.
10/12/13 L 2-3	H West Lafayette
11/15/13 L 1-3	A Evanston, Ill.
10/24/14 W 3-2	A Evanston, Ill.
11/15/14 W 3-0	H West Lafayette
10/23/15 W 3-0	H West Lafayette
11/15/15 W 3-1	A Evanston, Ill.
10/21/16 L 1-3	A Evanston, Ill.
9/20/17 W 3-0	H West Lafayette
10/8/17 W 3-0	A Evanston, Ill.
9/22/18 W 3-1	H West Lafayette

NOTRE DAME (16-7)

H: 11-2	A: 5-5	N: 0-0
9/8/83 W 3-0	H West Lafayette	
9/3/84 W 3-0	A South Bend, Ind.	
10/17/84 W 3-0	H West Lafayette	
9/25/85 W 3-0	H West Lafayette	
11/12/85 W 3-0	A South Bend, Ind.	
9/6/86 W 3-0	A South Bend, Ind.	
11/22/86 W 3-1	H West Lafayette	
10/28/87 W 3-1	H West Lafayette	
9/21/88 W 3-1	H West Lafayette	
9/27/89 L 1-3	A South Bend, Ind.	
10/23/90 W 3-0	H West Lafayette	
8/31/91 L 2-3	A South Bend, Ind.	
9/18/92 L 1-3	H West Lafayette	
9/13/94 L 0-3	A South Bend, Ind.	
9/16/95 L 0-3	H West Lafayette	
9/21/96 L 0-3	A South Bend, Ind.	
9/18/02 W 3-2	H West Lafayette	
9/17/03 L 1-3	A South Bend, Ind.	
9/7/13 W 3-2	A South Bend, Ind.	
9/20/14 W 3-0	H West Lafayette	
9/19/15 W 3-1	H West Lafayette	
9/3/16 W 3-1	A South Bend, Ind.	
9/2/18 W 3-1	H West Lafayette	

OAKLAND (1-0)

H: 1-0	A: 0-0	N: 0-0
9/1/18 W 3-1	H West Lafayette	



OHIO (5-0)

	H: 3-0	A: 1-0	N: 1-0
10/15/77	W 2-0	N	Oxford, Ohio
9/16/05	W 3-0	H	West Lafayette
11/30/07	W 3-1	A	Athens, Ohio
9/18/09	W 3-0	H	West Lafayette
8/29/15	W 3-0	H	West Lafayette

OHIO STATE (41-46)

	H: 22-16	A: 13-25	N: 6-5
10/31/75	L 1-2	N	Minneapolis, Minn.
10/28/77	W 2-0	N	Madison, Wis.
10/28/77	L 1-2	N	Madison, Wis.
10/27/78	L 0-2	N	Champaign, Ill.
11/16/78	W 3-0	N	Carbondale, Ill.
10/5/79	W 3-1	H	West Lafayette
10/12/79	L 1-2	N	Houston, Texas
10/25/79	W 2-0	N	East Lansing, Mich.
10/25/79	W 3-2	N	East Lansing, Mich.
11/3/79	L 1-3	A	Columbus, Ohio
11/15/79	L 0-3	A	Columbus, Ohio
10/4/80	W 3-0	H	West Lafayette
10/18/80	L 1-2	N	Cincinnati, Ohio
11/21/80	W 2-0	N	Madison, Wis.
10/23/81	W 2-0	N	Champaign, Ill.
10/31/81	W 3-0	H	West Lafayette
11/7/81	W 2-0	A	Columbus, Ohio
9/28/82	W 3-0	H	West Lafayette
10/29/82	W 3-0	A	Columbus, Ohio
10/1/83	W 3-1	H	West Lafayette
11/4/83	W 3-1	A	Columbus, Ohio
10/6/84	L 2-3	A	Columbus, Ohio
10/26/84	W 3-2	H	West Lafayette
10/25/85	W 3-0	H	West Lafayette
11/23/85	W 3-2	A	Columbus, Ohio
10/3/86	W 3-0	H	West Lafayette
11/1/86	L 2-3	A	Columbus, Ohio
10/2/87	W 3-0	A	Columbus, Ohio
10/31/87	W 3-0	H	West Lafayette
10/14/88	W 3-2	H	West Lafayette
11/12/88	W 3-2	A	Columbus, Ohio
9/29/89	L 0-3	A	Columbus, Ohio
10/28/89	W 3-0	H	West Lafayette
10/19/90	L 1-3	H	West Lafayette
11/17/90	L 1-3	A	Columbus, Ohio
10/19/91	L 0-3	H	West Lafayette
11/15/91	L 1-3	A	Columbus, Ohio
10/2/92	L 0-3	H	West Lafayette
10/31/92	L 0-3	A	Columbus, Ohio
10/9/93	L 0-3	A	Columbus, Ohio
11/5/93	W 3-2	H	West Lafayette
10/21/94	L 0-3	A	Columbus, Ohio
11/19/94	L 0-3	H	West Lafayette
10/14/95	L 0-3	H	West Lafayette
11/10/95	L 0-3	A	Columbus, Ohio
10/6/96	L 0-3	A	Columbus, Ohio
11/1/96	L 0-3	H	West Lafayette
10/8/97	L 2-3	H	West Lafayette
11/5/97	L 0-3	A	Columbus, Ohio
10/2/98	L 0-3	H	West Lafayette
10/31/98	L 1-3	A	Columbus, Ohio
10/16/99	W 3-1	H	West Lafayette
11/26/99	L 1-3	A	Columbus, Ohio
10/6/00	L 0-3	A	Columbus, Ohio
10/28/00	L 0-3	H	West Lafayette
9/28/01	L 0-3	A	Columbus, Ohio
11/3/01	L 1-3	H	West Lafayette
10/18/02	L 1-3	H	West Lafayette

11/30/02	L 2-3	A	Columbus, Ohio
10/4/03	W 3-1	A	Columbus, Ohio
11/7/03	L 1-3	H	West Lafayette
10/9/04	L 0-3	H	West Lafayette
10/29/04	L 0-3	A	Columbus, Ohio
9/23/05	L 1-3	A	Columbus, Ohio
11/12/05	L 2-3	H	West Lafayette
9/29/06	W 3-2	H	West Lafayette
11/4/06	L 0-3	A	Columbus, Ohio
9/28/07	W 3-0	H	West Lafayette
11/4/07	W 3-1	A	Columbus, Ohio
10/12/08	W 3-1	A	Columbus, Ohio
10/31/08	W 3-0	H	West Lafayette
10/23/09	L 1-3	A	Columbus, Ohio
11/21/09	W 3-1	H	West Lafayette
10/9/10	W 3-0	H	West Lafayette
10/29/10	W 3-2	A	Columbus, Ohio
10/15/11	W 3-1	H	West Lafayette
11/18/11	W 3-0	A	Columbus, Ohio
10/13/12	W 3-1	A	Columbus, Ohio
11/16/12	L 0-3	H	West Lafayette
10/4/13	W 3-0	H	West Lafayette
11/9/13	L 1-3	A	Columbus, Ohio
10/18/14	W 3-2	H	West Lafayette
10/16/15	L 2-3	A	Columbus, Ohio
11/25/16	L 2-3	A	Columbus, Ohio
9/23/17	L 1-2	H	West Lafayette
10/27/17	W 3-0	A	Columbus, Ohio
10/21/18	W 3-0	H	West Lafayette

OKLAHOMA (1-4)

	H: 1-1	A: 0-2	N: 0-1
9/10/88	W 3-2	H	West Lafayette
9/17/89	L 1-3	A	Norman, Okla.
9/10/94	L 2-3	A	Norman, Okla.
9/1/95	L 0-3	N	Gainesville, Fla.
9/15/95	L 1-3	H	West Lafayette

ORAL ROBERTS (1-0)

	H: 1-0	A: 0-0	N: 0-0
8/25/17	W 3-0	H	West Lafayette

OREGON (2-0)

	H: 0-0	A: 0-0	N: 2-0
9/7/84	W 3-2	N	Austin, Texas
9/14/07	W 3-1	N	Columbus, Ohio

OREGON STATE (0-2)

	H: 0-1	A: 0-1	N: 0-0
9/3/94	L 0-3	H	West Lafayette
8/30/96	L 0-3	A	Corvallis, Ore.

PACIFIC (1-5)

	H: 0-0	A: 1-2	N: 0-3
10/19/79	L 0-2	N	Logan, Utah
9/25/80	L 0-3	A	Stockton, Calif.
9/27/80	L 0-2	N	San Jose, Calif.
11/25/84	L 0-3	A	Stockton, Calif.
9/3/88	L 1-3	N	Lincoln, Neb.
9/3/05	W 3-1	A	Stockton, Calif.

PEPPERDINE (1-0)

	H: 0-0	A: 1-0	N: 0-0
9/16/06	W 3-1	A	Malibu, Calif.

PENN STATE (7-56)

	H: 3-27	A: 3-27	N: 1-2
11/7/81	L 0-2	N	Columbus, Ohio
10/15/82	W 3-0	H	West Lafayette
11/13/82	W 2-0	A	University Park, Pa.
11/13/82	W 1-3	A	University Park, Pa.
9/14/84	W 3-2	N	Louisville, Ky.
12/4/87	W 3-0	H	West Lafayette
9/17/88	L 1-3	A	University Park, Pa.
9/8/89	L 0-3	H	West Lafayette
11/29/90	L 0-3	A	University Park, Pa.
10/5/91	L 1-3	H	West Lafayette
11/1/91	L 0-3	A	University Park, Pa.
10/3/92	L 1-3	H	West Lafayette
10/30/92	L 0-3	A	University Park, Pa.
10/8/93	L 0-3	A	University Park, Pa.
11/6/93	L 0-3	H	West Lafayette
10/22/94	L 0-3	A	University Park, Pa.
11/18/94	L 0-3	H	West Lafayette
10/13/95	L 0-3	H	West Lafayette
11/1/95	L 0-3	A	University Park, Pa.
10/4/96	L 0-3	A	University Park, Pa.
11/2/96	L 0-3	H	West Lafayette
9/27/97	L 1-3	H	West Lafayette
11/14/97	L 0-3	A	University Park, Pa.
10/3/98	L 0-3	H	West Lafayette
10/30/98	L 0-3	A	University Park, Pa.
10/15/99	L 0-3	H	West Lafayette
11/27/99	L 0-3	A	University Park, Pa.
10/13/00	L 0-3	A	University Park, Pa.
11/25/00	L 0-3	H	West Lafayette
9/29/01	L 0-3	A	University Park, Pa.
11/2/01	L 0-3	H	West Lafayette
10/5/02	L 0-3	H	West Lafayette
11/8/02	L 0-3	A	University Park, Pa.
10/3/03	L 0-3	A	University Park, Pa.
11/8/03	L 0-3	H	West Lafayette
10/8/04	L 0-3	H	West Lafayette
10/30/04	L 0-3	A	University Park, Pa.
9/24/05	L 2-3	A	University Park, Pa.
11/11/05	L 0-3	H	West Lafayette
9/30/06	L 0-3	H	West Lafayette
11/3/06	L 0-3	A	University Park, Pa.
12/8/06	L 0-3	N	Seattle, Wash.
9/29/07	L 0-3	H	West Lafayette
11/2/07	L 0-3	A	University Park, Pa.
9/26/08	L 0-3	A	University Park, Pa.
11/15/08	L 0-3	H	West Lafayette
10/24/09	L 0-3	A	University Park, Pa.
11/20/09	L 1-3	H	West Lafayette
10/8/10	W 3-2	H	West Lafayette
10/30/10	L 1-3	A	University Park, Pa.
10/14/11	L 1-3	H	West Lafayette
11/19/11	L 1-3	A	University Park, Pa.
10/12/12	L 0-3	A	University Park, Pa.
11/17/12	L 1-3	H	West Lafayette
10/5/13	L 2-3	H	West Lafayette
11/8/13	L 0-3	A	University Park, Pa.
10/17/14	L 2-3	A	University Park, Pa.
10/17/15	L 0-3	A	University Park, Pa.
10/14/16	L 0-3	H	West Lafayette
11/19/16	L 0-3	A	University Park, Pa.
10/20/17	L 1-3	H	West Lafayette
10/10/18	L 1-3	H	West Lafayette
10/27/18	W 3-2	A	University Park, Pa.

SERIES RECORDS



PITTSBURGH (11-0)			
	H: 4-0	A: 1-0	N: 6-0
11/3/78	W 3-0	N	Bloomington, Ind.
11/3/79	W 3-1	N	Columbus, Ohio
10/17/80	W 2-0	N	Cincinnati, Ohio
10/7/83	W 3-2	H	West Lafayette
11/9/85	W 3-0	H	West Lafayette
10/25/86	W 3-0	N	Knoxville, Tenn.
9/19/87	W 3-1	H	West Lafayette
9/12/92	W 3-0	N	Oxford, Ohio
9/3/10	W 3-0	A	Pittsburgh, Pa.
8/25/12	W 3-0	H	West Lafayette
9/14/13	W 3-2	N	Tampa, Fla.

PORTLAND (1-0)			
	H: 0-0	A: 0-0	N: 1-0
9/11/09	W 3-0	N	Manhattan, Kan.

PORTLAND STATE (0-2)			
	H: 0-0	A: 0-0	N: 0-2
12/9/78	L 0-2	N	Tuscaloosa, Ala.
12/7/79	L 0-2	N	Carbondale, Ill.

PROVIDENCE (1-0)			
	H: 0-0	A: 0-0	N: 1-0
9/17/88	W 3-1	N	University Park, Pa.

RHODE ISLAND (2-0)			
	H: 1-0	A: 0-0	N: 1-0
11/13/82	W 2-0	N	University Park, Pa.
11/16/86	W 3-0	H	West Lafayette

RICE (2-1)			
	H: 0-0	A: 1-1	N: 1-0
9/2/95	W 3-1	N	Gainesville, Fla.
9/6/03	L 2-3	A	Houston, Texas
8/31/12	W 3-2	A	Houston, Texas

RUTGERS (10-0)			
	H: 5-0	A: 3-0	N: 2-0
11/12/82	W 3-0	N	University Park, Pa.
12/5/82	W 3-1	H	West Lafayette
10/3/14	W 3-0	A	New Brunswick, N.J.
11/19/14	W 3-0	H	West Lafayette
10/2/15	W 3-0	H	West Lafayette
11/18/15	W 3-1	A	New Brunswick, N.J.
10/15/16	W 3-0	H	West Lafayette
10/21/17	W 3-0	H	West Lafayette
11/15/17	W 3-0	A	New Brunswick, N.J.
10/26/18	W 3-1	A	New Brunswick, N.J.

SAINT LOUIS (6-1)			
	H: 2-1	A: 2-0	N: 2-0
9/12/00	W 3-0	H	West Lafayette
8/29/03	W 3-1	A	St. Louis, Mo.
9/2/05	W 3-0	N	Stockton, Calif.
11/30/06	W 3-0	H	West Lafayette
9/12/08	W 3-1	N	Salt Lake City, Utah
9/19/14	L 2-3	H	West Lafayette
9/5/15	W 3-1	A	St. Louis, Mo.

SAM HOUSTON STATE (2-0)			
	H: 0-0	A: 0-0	N: 2-0
10/12/79	W 2-0	N	Houston, Texas
9/16/89	W 3-0	N	Norman, Okla.

SAN DIEGO (1-0)			
	H: 1-0	A: 0-0	N: 0-0
9/29/14	W 3-0	H	West Lafayette

SAN JOSE STATE (2-2)			
	H: 0-1	A: 2-1	N: 0-0
9/26/80	W 2-0	A	San Jose, Calif.
11/20/84	W 3-2	A	San Jose, Calif.
11/29/84	L 1-3	A	San Jose, Calif.
9/9/89	L 0-3	H	West Lafayette

SHEPHERD (1-0)			
	H: 0-0	A: 0-0	N: 1-0
11/21/75	W 2-0	N	Dayton, Ohio

SIENA (1-0)			
	H: 1-0	A: 0-0	N: 0-0
9/18/99	W 3-0	H	West Lafayette

SOUTH ALABAMA (1-0)			
	H: 0-0	A: 0-0	N: 1-0
9/15/18	W 3-2	N	Tuscaloosa, Ala.

SOUTH CAROLINA (1-2)			
	H: 0-0	A: 0-0	N: 1-2
9/10/94	L 2-3	N	Norman, Okla.
9/7/01	L 0-3	N	Oxford, Ohio
9/10/05	W 3-0	N	Chapel Hill, N.C.

SOUTH DAKOTA (1-0)			
	H: 1-0	A: 0-0	N: 0-0
9/18/15	W 3-0	H	West Lafayette

SOUTH FLORIDA (1-0)			
	H: 0-0	A: 1-0	N: 0-0
9/14/13	W 3-0	A	Tampa, Fla.

SOUTHEAST MISSOURI STATE (0-1)			
	H: 0-0	A: 0-0	N: 0-1
9/13/02	L 1-3	N	Lawrence, Kan.

SOUTHEASTERN LOUISIANA (1-0)			
	H: 1-0	A: 0-0	N: 0-0
9/16/16	W 3-0	H	West Lafayette

SOUTHERN CALIFORNIA (0-5)			
	H: 0-2	A: 0-1	N: 0-2
12/9/78	L 1-2	N	Tuscaloosa, Ala.
12/12/82	L 0-3	H	West Lafayette
9/15/06	L 1-3	A	Los Angeles, Calif.
9/15/07	L 0-3	N	Columbus, Ohio
8/30/13	L 1-3	H	West Lafayette

SOUTHERN ILLINOIS (5-2)			
	H: 1-1	A: 1-0	N: 3-1
11/3/78	L 0-2	N	Bloomington, Ind.
11/16/78	W 3-0	A	Carbondale, Ill.
9/29/79	W 3-0	N	Champaign, Ill.
11/1/80	W 3-0	N	Columbus, Ohio
9/12/82	W 3-0	H	West Lafayette
9/7/96	L 1-3	H	West Lafayette
9/6/08	W 3-0	N	Muncie, Ind.

SOUTHERN METHODIST (1-0)			
	H: 0-0	A: 0-0	N: 1-0
12/3/15	W 3-1	N	Austin, Texas

SOUTHERN MISS (1-0)			
	H: 0-0	A: 0-0	N: 1-0
9/14/18	W 3-2	N	Tuscaloosa, Ala.

SOUTHWEST MISSOURI STATE (5-2)			
	H: 2-0	A: 1-1	N: 2-1
10/20/78	L 0-2	A	Springfield, Mo.
10/5/79	W 3-0	H	West Lafayette
10/10/80	L 1-2	N	Houston, Texas
10/2/81	W 2-1	A	Springfield, Mo.
9/7/84	W 3-0	N	Austin, Texas
9/16/88	W 3-0	N	University Park, Pa.
8/31/90	W 3-0	H	West Lafayette

SOUTHWEST TEXAS STATE (1-0)			
	H: 0-0	A: 0-0	N: 1-0
9/12/97	W 3-0	N	Salt Lake City, Utah

STANFORD (1-3)			
	H: 1-0	A: 0-2	N: 0-1
9/24/80	L 0-3	A	Palo Alto, Calif.
9/27/80	L 0-3	N	San Jose, Calif.
11/24/84	L 1-3	A	Palo Alto, Calif.
9/9/16	W 3-2	A	Palo Alto, Calif.

STEPHEN F. AUSTIN (1-0)			
	H: 1-0	A: 0-0	N: 0-0
9/3/99	W 3-1	H	West Lafayette

SYRACUSE (3-0)			
	H: 3-0	A: 0-0	N: 0-0
9/18/93	W 3-0	H	West Lafayette
9/6/97	W 3-0	H	West Lafayette
9/20/13	W 3-0	H	West Lafayette

TAYLOR (1-0)			
	H: 1-0	A: 0-0	N: 0-0
11/8/75	W 2-0	H	West Lafayette

TENNESSEE (6-1)			
	H: 3-0	A: 2-0	N: 1-1
9/26/80	W 2-1	N	San Jose, Calif.
12/6/81	W 3-0	H	West Lafayette
10/25/86	W 3-0	A	Knoxville, Tenn.
9/1/89	W 1-3	H	West Lafayette
9/20/91	W 3-0	N	Athens, Ga.
9/11/04	L 1-3	A	Knoxville, Tenn.
9/17/05	W 3-0	H	West Lafayette

TENNESSEE-MARTIN (1-0)			
	H: 0-0	A: 0-0	N: 1-0
9/10/04	W 3-0	N	Knoxville, Tenn.

TENNESSEE STATE (1-0)			
	H: 1-0	A: 0-0	N: 0-0
8/29/08	W 3-0	H	West Lafayette

TENNESSEE TECH (1-0)			
	H: 0-0	A: 0-0	N: 1-0
9/5/08	W 3-0	N	Muncie, Ind.

TEXAS (2-6)			
	H: 1-1	A: 1-3	N: 0-2
10/12/79	L 1-2	N	Houston, Texas
11/22/83	W 3-2	H	West Lafayette
9/8/84	L 1-3	A	Austin, Texas
10/11/85	W 3-2	A	Austin, Texas
11/27/87	L 1-3	H	West Lafayette

SERIES RECORDS



8/31/01 L 0-3 N Seattle, Wash.
12/11/10 L 1-3 A Austin, Texas
12/4/15 L 3-1 A Austin, Texas

TEXAS A&M (3-1)

H: 0-0 A: 0-1 N: 3-0
10/9/80 W 2-0 N Houston, Texas
10/12/85 L 2-3 A College Station, Texas
10/29/88 W 3-2 N Gainesville, Fla.
9/15/90 W 3-0 N Lincoln, Neb.

TEXAS-ARLINGTON (2-4)

H: 0-1 A: 1-0 N: 1-3
10/20/78 L 0-2 N Springfield, Mo.
10/11/80 L 0-2 N Houston, Texas
10/10/81 L 1-2 N Houston, Texas
11/13/82 W 2-0 N University Park, Pa.
11/10/89 L 0-3 H West Lafayette
9/4/93 W 3-1 A Arlington, Texas

TEXAS-EL PASO (1-0)

H: 0-0 A: 0-0 N: 1-0
9/3/93 W 3-0 N Arlington, Texas

TEXAS-SAN ANTONIO (1-0)

H: 0-0 A: 0-0 N: 1-0
9/4/09 W 3-0 N Waco, Texas

TEXAS TECH (1-1)

H: 0-0 A: 0-0 N: 1-1
10/9/81 W 2-0 N Houston, Texas
9/13/86 L 0-3 N Baton Rouge, La.

TOLEDO (1-0)

H: 1-0 A: 0-0 N: 0-0
9/19/98 W 3-0 H West Lafayette

TULANE (3-0)

H: 0-0 A: 0-0 N: 2-0
10/12/79 W 2-1 N Houston, Texas
10/11/80 W 2-0 N Houston, Texas
9/4/10 W 3-1 N Pittsburgh, Pa.

TULSA (1-0)

H: 1-0 A: 0-0 N: 0-0
8/25/18 W 3-0 H West Lafayette

UC IRVINE (1-0)

H: 0-0 A: 0-0 N: 1-0
9/11/99 W 3-0 N Flagstaff, Ariz.

UCLA (0-2)

H: 0-0 A: 0-0 N: 0-2
12/7/79 L 0-2 N Carbondale, Ill.
12/11/81 L 2-3 N Tuscaloosa, Ala.

USF (1-0)

H: 1-0 A: 0-0 N: 0-0
8/29/14 W 3-0 H West Lafayette

UTAH (1-3)

H: 0-1 A: 1-2 N: 0-0
9/13/97 L 0-3 A Salt Lake City, Utah
9/1/07 L 2-3 H West Lafayette
9/13/08 W 3-2 A Salt Lake City, Utah
12/1/17 L 1-3 A Salt Lake City, Utah

UTAH STATE (0-1)

H: 0-0 A: 0-0 N: 0-1
9/13/08 L 2-3 N Salt Lake City, Utah

UTAH STATE RESERVES (1-0)

H: 0-0 A: 1-0 N: 0-0
10/19/79 W 3-2 A Logan, Utah

VALPARAISO (5-2)

H: 3-1 A: 2-0 N: 0-1
10/15/75 L 1-2 H West Lafayette
11/14/75 L 1-2 N Muncie, Ind.
10/20/76 W 2-1 A Valparaiso, Ind.
10/11/77 W 3-0 H West Lafayette
9/5/00 W 3-0 H West Lafayette
10/23/01 W 3-1 A Valparaiso, Ind.
9/14/04 W 3-1 H West Lafayette

VIRGINIA COMMONWEALTH (3-0)

H: 2-0 A: 0-0 N: 1-0
12/2/05 W 3-0 N Chapel Hill, N.C.
8/27/11 W 3-0 H West Lafayette
8/28/15 W 3-0 H West Lafayette

VIRGINIA TECH (1-0)

H: 0-0 A: 0-0 N: 1-0
9/1/06 W 3-1 N Auburn, Ala.

WAKE FOREST (0-1)

H: 0-0 A: 0-0 N: 0-1
9/11/04 L 0-3 N Knoxville, Tenn.

WASHINGTON (1-5)

H: 0-1 A: 1-1 N: 0-3
12/7/79 L 1-2 N Carbondale, Ill.
9/9/88 L 1-3 H West Lafayette
9/7/90 W 3-0 A Seattle, Wash.
9/1/01 L 1-3 A Seattle, Wash.
12/9/05 L 0-3 N College Station, Texas
8/31/12 L 0-3 N Houston, Texas

WASHINGTON STATE (1-0)

H: 1-0 A: 0-0 N: 0-0
8/26/16 W 3-1 H West Lafayette

WEBER STATE (1-1)

H: 0-0 A: 0-0 N: 1-1
8/31/96 W 3-2 N Corvallis, Ore.
9/13/97 L 1-3 N Salt Lake City, Utah

WESTERN CAROLINA (2-0)

H: 1-0 A: 0-0 N: 1-0
8/31/02 W 3-0 N Murfreesboro, Tenn.
9/10/11 W 3-0 H West Lafayette

WESTERN ILLINOIS (1-0)

H: 0-0 A: 0-0 N: 1-0
9/22/78 W 2-1 N Normal, Ill.

WESTERN KENTUCKY (1-4)

H: 1-2 A: 0-1 N: 0-1
9/16/94 L 1-3 N Louisville, Ky.
9/6/02 L 2-3 H West Lafayette
8/27/10 W 3-0 H West Lafayette
8/31/13 L 2-3 H West Lafayette
9/12/14 L 2-3 A Bowling Green, Ky.

WESTERN MICHIGAN (14-9-1)

H: 6-5 A: 4-3 N: 4-1-1
9/27/75 L 0-2 N Normal, Ill.
10/17/75 T 1-1 N Ypsilanti, Mich.
10/25/75 W 2-1 N Champaign, Ill.
11/6/76 W 2-0 N Muncie, Ind.
9/24/77 W 2-0 N Normal, Ill.
9/30/77 W 2-0 H West Lafayette
11/15/83 L 0-3 H West Lafayette
12/9/83 L 2-3 H West Lafayette
10/2/84 L 2-3 H West Lafayette
11/13/84 W 3-2 A Kalamazoo, Mich.
10/29/85 W 3-1 H West Lafayette
11/19/85 W 3-2 A Kalamazoo, Mich.
10/28/86 L 0-3 A Kalamazoo, Mich.
11/11/86 L 2-3 H West Lafayette
10/6/87 L 2-3 H West Lafayette
11/10/87 L 2-3 A Kalamazoo, Mich.
10/4/88 W 3-1 A Kalamazoo, Mich.
11/15/88 W 3-0 H West Lafayette
10/17/89 W 3-1 H West Lafayette
10/31/89 L 2-3 A Kalamazoo, Mich.
10/16/90 W 3-0 A Kalamazoo, Mich.
9/1/00 W 3-2 H West Lafayette
9/9/06 W 3-0 H West Lafayette
9/13/14 W 3-1 N Bowling Green, Ky.

WILLIAM & MARY (1-0)

H: 0-0 A: 0-0 N: 1-0
9/30/03 W 3-0 N St. Louis, Mo.

WINDSOR (2-0)

H: 0-0 A: 0-0 N: 2-0
10/13/78 W 2-0 N East Lansing, Mich.
10/14/78 W 2-0 N East Lansing, Mich.

WINTHROP (1-0)

H: 0-0 A: 0-0 N: 1-0
8/24/07 W 3-1 N Durham, N.C.

WISCONSIN (32-49)

H: 19-20 A: 9-29 N: 4-2
10/11/75 L 1-2 A Madison, Wis.
10/8/76 W 2-1 H West Lafayette
10/8/76 L 0-2 H West Lafayette
10/29/76 W 2-1 N Columbus, Ohio
10/25/79 W 2-0 N East Lansing, Mich.
9/20/80 L 1-2 N Normal, Ill.
9/18/81 W 2-0 N Normal, Ill.
10/1/82 W 3-0 A Madison, Wis.
10/31/82 W 3-1 H West Lafayette
9/17/83 W 3-1 H West Lafayette
10/21/83 W 3-0 A Madison, Wis.
9/6/84 W 3-1 N Austin, Texas
9/29/84 W 3-0 H West Lafayette
9/28/85 W 3-0 A Madison, Wis.
11/29/85 W 3-0 H West Lafayette
10/18/86 W 3-0 H West Lafayette
11/14/86 L 1-3 A Madison, Wis.
10/10/87 W 3-1 H West Lafayette
11/6/87 L 1-3 A Madison, Wis.
10/8/88 L 1-3 A Madison, Wis.
11/4/88 W 3-0 H West Lafayette
10/7/89 L 1-3 H West Lafayette
11/3/89 W 3-1 A Madison, Wis.
10/12/90 L 2-3 A Madison, Wis.
11/10/90 W 3-1 H West Lafayette
9/27/91 L 2-3 H West Lafayette
11/30/91 L 0-3 A Madison, Wis.

SERIES RECORDS



10/23/92	W 3-1	H	West Lafayette
11/21/92	W 3-1	A	Madison, Wis.
9/24/93	L 1-3	H	West Lafayette
11/27/93	L 0-3	A	Madison, Wis.
10/8/94	W 3-2	H	West Lafayette
11/4/94	L 0-3	A	Madison, Wis.
10/7/95	L 2-3	A	Madison, Wis.
11/3/95	W 3-0	H	West Lafayette
10/18/96	L 0-3	A	Madison, Wis.
11/16/96	L 1-3	H	West Lafayette
10/18/97	L 0-3	A	Madison, Wis.
11/21/97	L 0-3	H	West Lafayette
10/17/98	L 0-3	A	Madison, Wis.
11/20/98	L 0-3	H	West Lafayette
10/20/99	L 1-3	H	West Lafayette
11/17/99	L 0-3	A	Madison, Wis.
10/20/00	L 0-3	H	West Lafayette
11/18/00	L 0-3	A	Madison, Wis.
10/13/01	L 0-3	A	Madison, Wis.
11/23/01	L 0-3	H	West Lafayette
9/27/02	L 0-3	H	West Lafayette
11/16/02	L 0-3	A	Madison, Wis.
10/16/03	L 1-3	H	West Lafayette
11/29/03	L 0-3	A	Madison, Wis.
10/16/04	L 1-3	A	Madison, Wis.
11/26/04	W 3-1	H	West Lafayette
9/30/05	L 2-3	H	West Lafayette
11/5/05	W 3-1	A	Madison, Wis.
10/13/06	L 0-3	A	Madison, Wis.
11/25/06	L 0-3	H	West Lafayette
10/5/07	L 0-3	A	Madison, Wis.
10/27/07	L 1-3	H	West Lafayette
10/17/08	W 3-2	H	West Lafayette
11/29/08	W 3-2	A	Madison, Wis.
10/16/09	W 3-1	H	West Lafayette
11/28/09	W 3-2	A	Madison, Wis.
10/17/10	L 1-3	A	Madison, Wis.
11/26/10	W 3-0	H	West Lafayette
11/25/11	W 3-0	A	Madison, Wis.
11/23/12	W 3-1	H	West Lafayette
9/27/13	L 0-3	A	Madison, Wis.
11/2/13	W 3-2	H	West Lafayette
12/14/13	L 1-3	N	Champaign, Ill.
10/29/14	L 0-3	H	West Lafayette
11/28/14	L 0-3	A	Madison, Wis.
10/30/15	L 1-3	A	Madison, Wis.
11/28/15	L 0-3	H	West Lafayette
9/30/16	L 2-3	H	West Lafayette
11/5/16	L 2-3	A	Madison, Wis.
11/11/17	W 3-0	H	West Lafayette
9/29/18	L 0-3	H	West Lafayette
11/9/18	L 2-3	A	Madison, Wis.

WISCONSIN-MILWAUKEE (1-2)

	H: 1-1	A: 0-0	N: 0-1
9/14/91	W 3-0	H	West Lafayette
9/4/99	L 1-3	H	West Lafayette
9/30/03	L 0-3	N	St. Louis, Mo.

WOFFORD (1-0)

	H: 1-0	A: 0-0	N: 0-0
8/24/18	W 3-0	H	West Lafayette

WYOMING (5-2)

	H: 1-0	A: 1-1	N: 3-1
9/19/81	W 2-1	N	Normal, Ill.
9/19/81	W 3-0	N	Normal, Ill.
9/21/85	W 3-2	N	Bozeman, Mont.

9/14/90	L 0-3	N	Lincoln, Neb.
9/12/98	L 0-3	A	Laramie, Wyo.
8/26/16	W 3-0	H	West Lafayette
9/2/17	W 3-2	A	Laramie, Wyo.

XAVIER (4-0)

	H: 3-0	A: 0-0	N: 1-0
9/10/99	W 3-1	N	Flagstaff, Ariz.
9/17/05	W 3-0	H	West Lafayette
9/17/16	W 3-0	H	West Lafayette
9/7/18	W 3-1	H	West Lafayette



1975 (15-16)

Big Ten: 3-3 (4th place)

Head Coach: Carol Dewey

Captain: Nancy Huliba

Illinois State Invitational

9/27 L - at Illinois State 11-15, 7-15

9/27 W - Carthage 15-9, 15-12

9/27 W - Memphis State 15-10, 15-4

9/27 L - Western Michigan 6-12, 12-15

10/4 W - Indiana 15-3, 15-1, 15-13

Wisconsin Invitational

10/11 L - at Wisconsin 13-10, 6-15, 8-15

10/11 L - Carthage 9-15, 12-15

10/11 W - Minnesota 0-15, 15-10, 15-6

10/15 L - Valparaiso 12-15, 15-6, 12-14

Eastern Michigan Invitational

10/17 W - at Eastern Michigan 15-4, 15-12, 15-5

10/17 T - Western Michigan 15-17, 15-8

Michigan State Invitational

10/18 L - at Michigan State 15-17, 8-15

10/18 L - Grand Valley 13-15, 15-6, 12-15

Illinois Invitational

10/25 W - Western Michigan 12-15, 15-11, 15-12

10/25 L - George Williams 9-14, 8-15

10/25 L - at Illinois 15-2, 14-16, 11-13

Big Ten Tournament — Minneapolis, Minn. (4th of 10)

10/31 L - Ohio State 11-9, 6-12, 4-15

10/31 W - at Minnesota 15-11, 15-12

10/31 W - Michigan 15-11, 15-2

10/31 W - Indiana 15-17, 13-11, 13-10

10/31 L - Michigan State 6-15, 15-8, 6-15

10/31 L - Indiana 8-15, 10-15

11/5 L - Ball State 8-12, 10-13, 9-14

Purdue Invitational

11/8 W - Eastern Illinois 15-10, 12-15, 13-7

11/8 W - Earlham 15-11, 15-1

11/8 W - Taylor 15-8, 15-9

IAIAW State Tournament — Muncie, Ind. (2nd of 5)

11/14 L - Valparaiso 5-15, 15-3, 13-15

11/14 W - Indiana State 12-15, 15-2, 15-10

11/14 W - at Ball State 15-11, 15-8

MAIAW Midwest Regional Tournament — Dayton, Ohio (T9th of 16)

11/21 W - Shepherd 15-2, 15-12

11/21 L - Michigan State 5-15, 8-15

11/21 L - Cleveland State 15-10, 7-15, 10-15

1976 (21-16)

Big Ten: 7-5 (4th place)

Head Coach: Carol Dewey

Captain: Joanie Kampen

Illinois State Invitational

9/24 W - Indiana State 15-8, 9-15, 15-9

9/24 W - Carthage 15-12, 15-11

9/24 L - Mount St. Joseph 12-15, 12-15

9/24 L - Illinois-Chicago Circle 3-15, 10-15

9/24 L - at Illinois State 2-15, 11-15

9/28 L - Illinois State 11-15, 4-15, 7-15

10/2 L - at Eastern Illinois 9-15, 12-15, 15-10, 14-16

Purdue Invitational

10/8 W - Wisconsin 15-11, 9-15, 15-12

10/8 W - Illinois 15-3, 15-10

10/8 L - Indiana 14-16, 15-12, 12-15

10/8 L - Wisconsin 7-15, 10-15

Indiana Invitational

10/16 L - at Indiana 12-15, 6-15

10/16 L - Mount St. Joseph 4-15, 16-14, 3-15

10/16 W - Cincinnati 15-10, 13-15, 15-11

10/16 W - at Indiana 15-13, 15-3

10/20 W - at Valparaiso 15-10, 7-15, 15-13

10/23 W - Eastern Kentucky 15-13, 3-15, 15-5, 15-6

10/26 W - Indiana State 15-9, 15-4, 12-15, 7-15, 15-5

Big Ten Tournament — Columbus, Ohio (4th of 10)

10/28 W - Iowa*

W - Northwestern*

W - Minnesota*

L - at Ohio State *

W - Wisconsin*

L - Michigan State*

W - Michigan*

L - Indiana*

W - Illinois*

* denotes first round (one, 11-point game vs. each team)

10/29 W - Wisconsin 5-15, 17-15, 16-14

10/29 L - Michigan State 4-15, 8-15

10/29 L - Indiana 9-14, 10-12

Ball State Invitational (1st of 5)

11/6 W - DePaul 12-15, 15-13, 15-10

11/6 W - at Ball State 11-15, 15-3, 15-10

11/6 W - Northeastern Illinois 15-5, 15-4

11/6 W - Western Michigan 15-9, 15-11

IAIAW State Tournament — Upland, Ind. (3rd of 4)

11/18 W - Ball State 15-9, 10-15, 15-6

11/18 L - Indiana 15-13, 10-12, 6-15

11/18 L - Ball State 15-13, 12-15, 11-15

1977 (25-11)

Big Ten: 5-3 (4th place)

Head Coach: Carol Dewey

Captain: Joanie Kampen

Illinois State Tournament (2nd of 12)

9/24 W - Drake 13-11, 15-3

9/24 W - Mount St. Joseph 13-10, 13-11

9/24 W - Western Michigan 15-4, 15-5

9/24 W - Illinois State 15-5, 15-3

9/24 E - at Illinois State Reserves 15-5, 15-3

9/24 L - at Illinois State 15-17, 12-15

9/28 W - at Illinois 15-11, 15-17, 9-15, 15-12, 15-9

Purdue Invitational (1st of 5)

9/30 W - Western Michigan 15-5, 15-2

9/30 W - Ball State 15-9, 15-10

10/1 W - Northern Illinois 15-5, 15-9

10/1 W - Northeastern Illinois 15-5, 15-5

Purdue Invitational (5th of 6)

10/7 L - DePaul 11-15, 13-15

10/7 W - Michigan State 15-6, 15-3

10/7 L - Mount St. Joseph 15-13, 11-15, 14-16

10/11 W - Valparaiso 15-2, 15-4, 15-4

10/11 W - Louisville 15-2, 15-8

10/14 W - at Mount St. Joseph 17-15, 15-6

10/15 L - Dayton 11-15, 12-15 (at Oxford, Ohio)

10/15 W - at Miami, Ohio 15-6, 15-7

10/15 W - Ohio 15-2, 15-13 (at Oxford, Ohio)

10/18 W - at Indiana State 6-15, 15-0, 15-8, 15-3

Indiana Invitational

10/21 W - Michigan 15-4, 15-7, 15-9

10/21 L - at Indiana 9-15, 11-15, 19-17, 3-15

Big Ten Tournament — Madison, Wis. (4th of 10)

10/28 L - Minnesota 15-12, 10-15, 14-16

10/28 W - Ohio State 15-12, 15-8

10/28 W - Northwestern 15-3, 15-12

10/28 W - Iowa 15-6, 15-3

10/29 L - Ohio State 15-7, 13-15, 13-15

YEAR-BY-YEAR RESULTS



10/29 W - Michigan 15-7, 12-15, 15-3

10/29 W - Iowa 15-9, 15-7

10/29 L - Indiana 8-15, 15-9, 13-15

Ball State Invitational

11/5 W - Cleveland State 7-15, 15-13, 15-4, 15-11

11/5 L - at Ball State 13-15, 15-7, 8-15, 5-15

IAIAW State Tournament — Huntington, Ind. (3rd of 5)

11/12 W - Indiana State 15-13, 15-9

11/12 L - Ball State 8-15, 15-10, 8-15

11/12 W - Indiana State 15-8, 15-4

11/12 L - Indiana 12-15, 10-15

1978 (38-9)

Big Ten: 2-2 (5th place — tie)

Head Coach: Carol Dewey

Captains: Colleen DeMeyer and Joanie Kampen

9/20 W - at Indiana 11-15, 15-8, 15-8, 15-10

Illinois State Tournament (3rd of 12)

9/22 W - DePaul 15-5, 16-14

9/22 W - Western Illinois 9-15, 15-4, 15-12

9/22 W - Kentucky 15-11, 15-12

9/22 W - Ball State 15-12, 12-15, 15-3

9/22 W - Minnesota 15-12, 10-15, 15-12

9/22 L - Illinois 12-15, 3-15

9/27 W - Ball State 10-15, 15-11, 15-11, 15-10

9/29 W - Indiana State 15-3, 5-15, 15-6, 15-6

10/4 W - at Illinois State 6-15, 11-15, 15-8, 15-11, 16-14

10/7 W - Miami, Ohio 8-15, 15-8, 15-9, 9-15, 15-7

10/7 W - Illinois 15-13, 6-15, 7-15, 15-5, 15-12

Michigan State Invitational (1st of 12)

10/13 W - Eastern Kentucky 15-6, 15-12

10/13 W - Windsor 15-4, 15-2

10/13 W - Cleveland State 15-4, 15-3

10/13 W - Calvin 15-6, 15-7

10/14 W - Windsor 15-9, 15-9

10/14 W - Indiana State 15-3, 15-8

10/14 W - at Michigan State 15-10, 15-3, 8-15, 11-15, 15-1

Southwest Missouri State Invitational (5th of 12)

10/20 W - Illinois-Chicago Circle 16-14, 15-12

10/20 W - Alabama 14-16, 16-14, 15-11

10/20 L - at Southwest Missouri State 6-15, 4-15

10/20 L - Texas-Arlington 10-15, 7-15

10/20 W - Kansas 15-3, 15-0

Big Ten Tournament — Champaign, Ill. (5th of 10)

10/27 W - Michigan State 15-9, 18-16

10/27 W - Iowa 15-6, 15-5

10/27 L - Minnesota 8-15, 15-9, 9-15

10/27 L - Ohio State 7-15, 8-15

Hoosier Classic — Bloomington, Ind. (1st of 8)

11/3 W - DePaul 15-11, 15-8

11/3 W - Ball State 15-8, 15-12

11/3 L - Southern Illinois 13-15, 14-16

11/3 W - Cleveland State 15-5, 14-16, 15-9

11/3 W - Pittsburgh 15-1, 15-9, 15-5

11/6 W - Indiana Tech 15-10, 13-15, 14-16, 15-4, 15-4

IAIAW State Tournament — Upland, Ind. (1st of 4)

11/11 W - Indiana 15-12, 15-5, 2-15, 10-15, 15-7

11/11 W - Ball State 15-11, 9-15, 15-6, 15-4

11/11 W - Indiana 15-6, 15-10, 15-12

MAIAW Midwest Regional Tournament — Carbondale, Ill. (1st of 12)

11/16 W - Michigan State 15-10, 15-9

11/16 W - Illinois State 15-9, 9-15, 15-3

11/16 W - at Southern Illinois 15-7, 15-5, 15-12

11/16 W - Illinois 15-11, 15-5, 15-11

11/16 W - Ohio State 15-12, 15-6, 15-11

AIWA National Tournament — Tuscaloosa, Ala. (T13th of 24)

12/9 L - Brigham Young 10-15, 11-15

12/9 L - USC 7-15, 15-8, 5-15

12/9 L - Portland State 4-15, 6-15

12/9 W - Mississippi 15-13, 15-5

12/9 W - Northern Kentucky 15-9, 15-10

1979 (33-16)

Big Ten: 6-0 (Champions)

Head Coach: Carol Dewey

Captains: Colleen DeMeyer and Mary Fischl

9/19 W - Indiana 15-13, 11-15, 15-11, 11-15, 15-13

Illinois State Invitational

9/21 W - Kentucky 15-11, 9-15, 15-11

9/21 W - Cleveland State 15-2, 15-8

9/21 W - Central Michigan 13-15, 15-3, 15-4

9/21 L - DePaul 15-12, 5-15, 5-15

9/21 L - Illinois 15-9, 14-16, 14-16

9/25 L - at Cincinnati 10-15, 12-15, 15-7, 10-15

9/28 W - at Illinois 13-15, 15-5, 15-13, 15-8

9/29 W - Southern Illinois 15-7, 15-7, 15-10 (at Champaign, Ill.)

10/3 W - at Indiana 15-12, 15-7, 17-15

Boilermaker Classic (1st of 4)

10/5 W - Southwest Missouri State 15-4, 15-12, 15-5

10/5 W - Ohio State 15-11, 5-15, 15-12, 16-14

10/9 L - at Illinois State 6-15, 12-15, 7-15

Houston Invitational (10th of 20)

10/12 W - Tulane 15-7, 11-15, 15-6

10/12 W - Sam Houston State 16-14, 15-11

10/12 L - Texas 15-12, 13-15, 12-15

10/12 L - Lamar 11-15, 3-15

10/12 W - Illinois 10-15, 15-12, 15-12

10/12 L - Ohio State 15-4, 12-15, 12-15

10/16 W - Ball State 15-4, 15-13, 15-13

Utah State Tournament (4th of 4)

10/19 L - Pacific 11-15, 6-15

10/19 L - Lamar 9-15, 10-15, 15-9, 13-15

10/19 W - at Utah State Reserves 16-14, 15-12, 8-15, 10-15, 15-9

10/24 W - Illinois State 4-15, 15-8, 15-13, 7-15, 15-10

Big Ten Tournament — East Lansing, Mich. (1st of 10)

10/25 W - Ohio State 15-3, 15-13

10/26 W - Wisconsin 15-11, 15-6

10/26 W - Indiana 15-9, 15-13

10/26 W - Northwestern 15-9, 15-4

10/27 W - Minnesota 13-15, 15-8, 11-15, 16-14, 15-10

10/27 W - Ohio State 15-8, 15-5, 3-15, 5-15, 15-7

10/30 L - Dayton 6-15, 9-15, 11-15

11/1 W - Cincinnati 15-11, 15-8, 15-13

11/3 W - Pittsburgh 15-12, 15-5, 9-15, 15-13 (at Columbus, Ohio)

11/3 L - at Ohio State 15-12, 10-15, 12-15, 3-15

11/6 W - at Ball State 15-3, 15-7, 16-14

IAIAW State Tournament — Muncie, Ind. (1st of 4)

11/9 W - Indiana 15-12, 12-15, 15-5, 15-13

11/9 W - at Ball State 2-15, 16-14, 15-10, 15-8

11/9 W - at Ball State 15-11, 15-10, 15-8

MAIAW Midwest Regional Tournament — Columbus, Ohio (2nd of 12)

11/15 W - Cleveland State 15-9, 15-10

11/15 W - Central Michigan 15-6, 15-1

11/15 W - Michigan State 15-8, 15-13

11/15 W - Cincinnati 9-15, 15-10, 15-12, 15-3

11/15 L - at Ohio State 4-15, 5-15, 10-15

AIWA National Tournament — Carbondale, Ill. (12th of 20)

12/7 L - Houston 9-15, 6-15



12/7 L - UCLA 2-15, 8-15
 12/7 W - Florida State 16-14, 16-14
 12/7 W - Brigham Young 15-8, 15-12
 12/7 L - Portland State 12-15, 11-15
 12/7 L - Washington 12-15, 15-12, 11-15

1980 (38-15)

Big Ten: 6-0 (Champions)

Head Coach: Carol Dewey

Captain: Mary Fischl

9/13 W - at Indiana 15-11, 15-13, 16-18, 15-2

9/16 W - Indiana 15-10, 15-5, 15-8

Illinois State Invitational (2nd of 7)

9/19 W - DePaul 15-9, 15-10

9/19 W - Illinois State 15-11, 15-5

9/20 W - Cincinnati 15-8, 15-6

9/20 W - Illinois 15-3, 15-7

9/20 L - Wisconsin 15-4, 9-15, 12-15

9/20 W - Northwestern 15-6, 15-12

9/23 W - Illinois State 15-9, 15-8, 12-15, 15-12

9/24 L - at Stanford 13-15, 1-15, 13-15

9/25 L - at Pacific 5-15, 5-15, 12-15

San Jose State Invitational (4th of 8)

9/26 W - Tennessee 10-15, 15-4, 15-7

9/26 W - at San Jose State 15-9, 15-11

9/26 L - Cal Poly-SLO 4-15, 5-15

9/27 L - Pacific 10-15, 12-15

9/27 L - Stanford 15-10, 9-15, 7-15

9/30 W - at Illinois 15-6, 15-5, 15-11

10/4 W - Ohio State 15-11, 15-4, 15-7

10/7 W - Cincinnati 15-11, 15-4, 15-12

Houston Invitational (5th of 16)

10/9 W - Texas A&M 15-4, 18-16

10/10 L - Southwest Missouri State 15-12, 10-15, 15-17

10/11 W - North Texas State 13-15, 15-6, 15-2

10/11 L - Texas-Arlington 4-15, 3-15

10/11 W - Lamar 15-11, 15-9

10/11 W - Tulane 15-8, 15-13

10/14 L - Northwestern 14-16, 11-15, 8-15

Bearcat Invitational — Cincinnati, Ohio (1st of 12)

10/17 W - Cleveland State 15-4, 15-2

10/17 W - Pittsburgh 15-12, 15-3

10/17 W - Nebraska 15-5, 16-14

10/18 L - Ohio State 15-6, 4-15, 1-15

10/18 L - Kentucky 9-15, 15-9, 9-15

10/18 W - Miami, Fla. 15-12, 15-12

10/18 W - Illinois State 10-15, 15-13, 15-3

10/21 W - Illinois 15-8, 8-15, 15-4, 15-9

Big Ten Tournament — Champaign, Ill. (1st of 10)

10/24 W - Minnesota 16-14, 18-16

10/24 W - Indiana 15-8, 16-14

10/24 W - Iowa 15-10, 15-10

10/25 W - at Illinois 15-11, 11-15, 15-4

10/25 W - Northwestern 10-15, 15-9, 9-15, 15-10, 15-13

10/25 W - Minnesota 15-9, 15-9, 15-11

10/30 L - Lamar 15-4, 15-12, 10-15, 14-16, 7-15

10/31 W - at Cincinnati 15-5, 15-7, 12-15, 15-6

Ohio State Classic (1st of 4)

11/1 W - Southern Illinois 15-7, 15-8, 15-2

11/1 W - Minnesota 15-10, 7-15, 15-9, 15-4

11/5 L - at Northwestern 7-15, 15-9, 11-15, 5-15

11/7 L - at Illinois State 4-15, 11-15, 15-11, 16-18

11/10 W - DePaul, 15-2, 15-2, 15-10

IAIAW State Tournament — West Lafayette, Ind. (1st of 4)

11/13 W - Ball State 15-7, 15-9, 15-8

11/14 W - Indiana 15-7, 13-15, 15-9, 15-9

11/15 W - Indiana 15-10, 15-12, 15-12

MAIAW Midwest Regional Tournament — Madison, Wis. (6th of 12)

11/21 W - Illinois 9-15, 15-7, 15-6

11/21 W - Ohio State 15-5, 15-4

11/22 L - Michigan State 15-2, 12-15, 11-15, 3-15

1981 (34-8)

Big Ten: 5-1 (3rd place)

Head Coach: Carol Dewey

Captains: Donna Hardesty and Anne McMenemy

9/11 W - Michigan 15-12, 15-9, 15-4

9/12 W - Alabama 16-14, 15-10, 5-15, 15-3

9/16 W - Minnesota 15-8, 11-15, 15-17, 15-6, 15-4

Illinois State Invitational (1st of 8)

9/18 W - Michigan State 15-6, 15-7

9/18 W - Wisconsin 15-3, 15-7

9/19 W - Wyoming 13-15, 15-6, 15-9

9/19 W - at Illinois State 15-6, 15-8, 15-12

9/19 W - Wyoming 18-16, 15-9, 15-13

9/22 E - Korean Junior Nationals 2-15, 10-15, 8-15

9/25 W - Iowa 15-7, 4-15, 15-6, 15-2

9/26 W - Indiana 15-13, 15-7, 5-15, 15-6

9/26 W - Illinois 12-15, 15-6, 15-10, 6-15, 15-9

9/29 W - Ball State 15-1, 15-12, 15-10

Southwest Missouri State Autumn Classic (6th of 8)

10/2 L - Northwestern 3-15, 15-12, 8-15

10/2 W - Minnesota 15-4, 11-15, 15-13

10/2 W - at Southwest Missouri State 3-15, 15-8, 15-13

10/2 W - Houston 15-11, 15-10

10/2 L - Florida State 7-15, 14-16

10/7 W - at Lamar 15-10, 15-11, 15-13

Houston Invitational (2nd of 12)

10/9 W - Lamar 15-3, 15-7

10/9 W - Illinois State 15-5, 15-12

10/9 W - Texas Tech 15-5, 15-12

10/10 W - at Houston 15-7, 15-7

10/10 L - Texas-Arlington 15-17, 15-4, 6-15

10/17 W - at Northwestern 15-4, 15-9, 15-10

10/20 L - at Illinois 15-10, 5-15, 12-15, 11-15

Big Ten Tournament — Champaign, Ill. (3rd of 10)

10/23 W - Iowa 15-4, 15-12

10/23 W - at Illinois 15-6, 15-5

10/23 W - Ohio State 15-11, 15-11

W - Indiana 15-11, 15-3

10/24 L - Michigan 13-15, 11-15, 13-15

10/24 W - Minnesota 15-2, 15-8

10/28 W - at Illinois State 4-15, 15-8, 15-8, 8-15, 15-0

10/31 W - Ohio State 15-8, 15-0, 15-8

11/3 W - Northwestern 15-8, 15-10, 1-15, 15-9

Buckeye Invitational (Columbus, Ohio)

11/7 L - Penn State 8-15, 10-15

11/7 W - Michigan 15-11, 15-3

11/7 W - at Ohio State 15-8, 15-9

11/10 W - Illinois State 11-15, 16-14, 15-6, 15-5

11/11 L - Hawai'i, 7-15 15-10, 7-15, 6-15

11/21 W - at Indiana 10-15, 15-8, 16-14, 15-12

NCAA Tournament (T9th of 20)

12/6 W - Tennessee 15-13, 15-10, 15-10 (at West Lafayette, Ind.)

12/11 L - UCLA 11-15, 15-6, 15-11, 8-15, 3-15 (at Tuscaloosa, Ala.)

YEAR-BY-YEAR RESULTS



1982 (33-1)

Big Ten: 13-0 (1st place East Division/Conference Champions)

Head Coach: Carol Dewey

Captains: Jane Neff and JoAnn Wissen

9/11 W - Indiana 10-15, 15-9, 15-6, 15-11
 9/12 W - Southern Illinois 15-3, 15-5, 15-10
 9/17 W - Michigan 15-6, 15-1, 15-9
 9/18 W - Minnesota 15-9, 15-1, 15-10
 9/24 W - at Michigan State 15-5, 15-7, 15-11
 9/25 W - at Michigan 15-4, 15-9, 15-5
 9/28 W - Ohio State 15-4, 15-9, 17-15
 10/1 W - at Wisconsin 15-6, 15-5, 15-11
 10/2 W - at Minnesota 12-15, 15-8, 13-15, 15-1, 15-9
 10/5 W - Illinois 15-7, 15-10, 15-5
 10/8 W - Iowa 15-4, 15-7, 15-3
 10/13 W - at Illinois 15-11, 16-14, 17-15
 10/15 W - Penn State 15-8, 15-4, 15-12
 10/16 W - #13 Northwestern 15-12, 15-11, 15-10
 10/16 W - Kentucky 15-8, 15-4, 15-1
 10/19 E - Japan 3-15, 5-15, 6-15
 10/20 W - at Illinois State 4-15, 15-3, 10-15, 15-7, 15-8
 10/22 W - Michigan State 15-1, 15-6, 15-7
 10/24 W - Illinois State 15-8, 15-6, 18-16
 10/26 W - at Indiana 15-4, 4-15, 15-8, 15-12
 10/29 W - at Ohio State 15-5, 15-8, 15-10
 10/31 W - Wisconsin 15-6, 13-15, 15-5, 15-3
 11/5 W - at Iowa 15-7, 12-15, 15-4, 15-12
 11/6 W - at #15 Nebraska 15-6, 15-5, 15-12

Penn State Invitational (1st of 5)

11/12 W - Rutgers 15-13, 15-9, 15-8
 11/13 W - Texas-Arlington 15-6, 15-4
 11/13 W - at Penn State 15-10, 15-9
 11/13 W - Rhode Island 15-3, 15-5
 11/13 W - at Penn State 9-15, 15-5, 15-12, 15-7
 11/16 W - at #19 Northwestern 11-15, 15-6, 15-11, 15-7

Big Ten Championship — West Lafayette, Ind. (1st of 4)

11/19 W - Minnesota 15-11, 15-6, 15-9
 11/21 W - #19 Northwestern 13-15, 15-6, 15-13, 15-10

NCAA Tournament (T5th of 28) — West Lafayette, Ind.

12/5 W - Rutgers 12-15, 15-7, 15-3, 15-9
 12/11 W - #15 Nebraska 12-15, 12-15, 15-4, 15-12, 15-5
 12/12 L - #5 USC 13-15, 3-15, 8-15

1983 (26-6)

Big Ten: 13-0 (1st place East Division/2nd place overall)

Head Coach: Carol Dewey

Captain: Jan Hoosline

9/8 W - Notre Dame 15-0, 15-1, 15-2

Illinois State Invitational (1st of 4)

9/9 L - #8 Arizona 10-15, 15-7, 20-22, 15-6, 8-15
 9/10 W - #20 at Illinois State 15-6, 16-14, 15-10
 9/10 W - #7 Cal Poly-San Luis Obispo 15-7, 15-13, 15-13
 9/16 W - Minnesota 15-7, 14-16, 15-5, 15-8
 9/17 W - Wisconsin 15-9, 15-2, 5-15, 15-2
 9/23 W - Michigan State 15-12, 15-8, 11-15, 15-3
 9/24 W - Michigan 15-1, 15-4, 15-12
 9/27 W - at #18 Northwestern 15-10, 12-15, 15-10, 15-13
 9/30 W - Indiana 15-12, 15-0, 15-6
 10/1 W - Ohio State 15-10, 10-15, 15-1, 15-11
 10/2 W - Illinois State 5-15, 15-10, 10-15, 15-9, 15-3

Purdue Invitational (2nd of 4)

10/7 W - Pittsburgh 15-12, 13-15, 15-5, 13-15, 15-10
 10/8 W - #8 Nebraska 15-8, 10-15, 15-12, 8-15, 15-12
 10/9 L - #6 Kentucky 6-15, 11-15, 7-15

10/12 L - #1 Hawai'i 6-15, 5-15, 6-15
 10/15 W - Northwestern 15-12, 15-9, 13-15, 14-16, 15-4
 10/21 W - at Wisconsin 15-11, 15-8, 15-9
 10/22 W - at Minnesota 15-7, 3-15, 15-4, 15-12
 10/28 W - at Michigan 15-9, 15-6, 15-6
 10/29 W - at Michigan State 15-6, 15-12, 15-13
 11/4 W - at Ohio State 14-16, 15-4, 15-10, 16-14
 11/5 W - at Indiana 15-12, 15-6, 15-11
 11/6 W - Iowa 15-8, 15-3, 15-12
 11/7 E - Ito-Yokado Japan 8-15, 1-15, 6-15
 11/8 W - Illinois 15-1, 15-3, 15-4
 11/13 W - at #6 Kentucky 14-16, 15-12, 16-14, 15-12
 11/15 L - #20 Western Michigan 14-16, 11-15, 10-15

Big Ten Championship — Evanston, Ill. (2nd of 4)

11/18 W - Iowa 15-10, 15-10, 15-5
 11/19 L - at Northwestern 15-8, 15-5, 12-15, 8-15, 13-15
 11/22 W - #10 Texas 2-15, 15-12, 6-15, 15-8, 15-11

NCAA Tournament (T9th of 28)

12/3 W - Illinois State 15-9, 5-15, 3-15, 15-1, 15-5
 (at West Lafayette, Ind.)
 12/9 L - #15 Western Michigan 3-15, 15-9, 9-15, 16-14, 10-15
 (at West Lafayette, Ind.)

1984 (25-12)

Big Ten: 10-3 (1st place East Division/2nd place overall)

Head Coach: Carol Dewey

Captain: Annette Bauer

9/3 W - at Notre Dame 15-12, 15-6, 15-8

9/4 L - Illinois State 2-15, 15-12, 7-15, 9-15

Texas Invitational (2nd of 5)

9/6 W - Wisconsin 15-12, 10-15, 15-8, 15-8
 9/7 W - Southwest Missouri State 15-9, 15-2, 15-13
 9/7 W - Oregon 9-15, 15-8, 12-15, 15-9, 15-13
 9/8 L - at #9 Texas 7-15, 15-12, 10-15, 11-15

Louisville Invitational (T1st of 5)

9/14 W - Penn State 15-12, 8-15, 15-12, 14-16, 15-13
 9/15 W - Missouri 15-11, 5-15, 12-15, 15-7, 15-10
 9/15 L - Kentucky 12-15, 15-12, 12-15, 14-16
 9/16 W - at Louisville 15-7, 15-3, 16-14

9/22 W - Michigan 15-5, 15-11, 15-11
 9/23 W - #18 Northwestern 6-15, 15-11, 15-6, 15-8
 9/28 W - Minnesota 15-13, 15-7, 11-15, 15-6
 9/29 W - Wisconsin 15-12, 15-8, 15-12
 10/2 L - #20 Western Michigan 15-4, 15-6, 10-15, 5-15, 8-15
 10/5 W - at Indiana 15-3, 15-12, 10-15, 16-14
 10/6 L - at Ohio State 15-11, 8-15, 6-15, 15-12, 10-15
 10/10 W - at #10 Illinois State 15-12, 15-2, 15-8
 10/12 W - at Illinois 15-13, 15-9, 14-16, 16-14
 10/14 L - at #8 Nebraska 9-15, 14-16, 12-15
 10/17 W - Notre Dame 15-3, 15-7, 15-6
 10/19 L - at Iowa 8-15, 15-9, 15-4, 11-15, 14-16
 10/20 L - at Northwestern 15-11, 11-15, 15-13, 7-15, 8-15
 10/26 W - Ohio State 9-15, 15-9, 13-15, 15-2, 15-10
 10/27 W - Indiana 15-6, 15-7, 15-8
 10/29 E - Japanese U. ALL - Stars 12-15, 6-15, 3-15
 11/2 W - at Michigan 15-8, 9-15, 15-8, 15-11
 11/3 W - at Michigan State 15-4, 15-5, 15-10
 11/6 W - Louisville 15-12, 15-2, 15-8
 11/10 W - Michigan State 15-10, 15-5, 15-5
 11/13 W - at #17 Western Michigan 11-15, 15-11, 15-8, 15-17, 15-10
 Big Ten Championship — West Lafayette, Ind. (2nd of 4)
 11/16 W - Iowa 15-4, 15-9, 15-13
 11/18 L - #19 Northwestern 13-15, 13-15, 12-15
 11/20 W - at #9 San Jose State 11-15, 9-15, 16-14, 15-6, 15-12



11/21 W - at California 9-15, 10-15, 15-2, 15-6, 15-11
 11/24 L - at #3 Stanford 15-12, 6-15, 1-15, 15-17
 11/25 L - at #2 Pacific 5-15, 9-15, 10-15
 NCAA Tournament (T17th of 28)
 11/29 L - at #11 San Jose State 15-5, 8-15, 9-15, 13-15

1985 (34-4)

Big Ten: 17-1 (Champions)
 Head Coach: Carol Dewey
 Captains: Kim Corwin, Cheryl Flowers and Marianne Smith
 9/9W - Montana State 15-4, 15-4, 11-15, 15-4
 9/11 W - Northern Illinois 15-13, 15-7, 15-10
 Hoosier State Classic — West Lafayette, Ind. (1st of 4)
 9/13 W - Butler 15-4, 15-4, 15-5
 9/14 W - Indiana 15-3, 15-8, 15-12
 Domino's Pizza Classic — Bozeman, Mont. (1st of 7)
 9/20 W - Louisiana State 15-9, 10-15, 15-10, 15-11
 9/21 W - Wyoming 13-15, 14-16, 15-5, 15-10, 15-10
 9/21 W - at Montana State 15-7, 15-6, 15-13
 9/25 W - Notre Dame 15-12, 15-10, 15-10
 9/27 W - at Minnesota 15-7, 15-12, 15-11
 9/28 W - at Wisconsin 15-8, 15-9, 15-9
 10/1 W - Louisville 15-3, 15-11, 15-5
 10/4 W - Northwestern 15-7, 15-3, 16-14
 10/5 W - Iowa 15-6, 13-15, 15-7, 16-14
 10/8 L - at #13 Illinois 11-15, 10-15, 12-15
 10/11 W - at #9 Texas 6-15, 15-10, 16-14, 10-15, 15-6
 10/12 L - at #19 Texas A&M 15-12, 12-15, 9-15, 15-9, 15-17
 10/15 W - Loyola-Chicago 15-6, 17-15, 15-9
 10/18 W - at Michigan State 15-9, 15-7, 16-14
 10/19 W - Michigan 15-3, 15-12, 15-4
 10/25 W - Ohio State 15-4, 15-12, 15-6
 10/26 W - Indiana 15-4, 13-15, 15-8, 15-11
 10/29 W - #11 Western Michigan 11-15, 15-6, 15-5, 15-2
 11/1 W - at Iowa 15-12, 15-6, 15-6
 11/2 W - at Northwestern 15-3, 15-7, 15-0
 11/5 W - #9 Illinois 8-15, 15-3, 15-17, 15-11, 15-13
 Boilermaker Invitational (2nd of 4)
 11/8 L - Illinois State 10-15, 15-12, 11-15, 10-15
 11/9 W - Pittsburgh 15-7, 15-11, 15-5
 11/9 W - Kentucky 15-2, 15-3, 15-13
 11/12 W - at Notre Dame 15-7, 15-10, 15-9
 11/15 W - Michigan 15-12, 15-11, 15-4
 11/16 W - Michigan State 15-7, 15-5, 7-15, 15-5
 11/19 W - at #14 Western Michigan 14-16, 15-11, 12-15, 15-10, 16-14
 11/22 W - at Indiana 11-15, 4-15, 15-6, 15-3, 16-14
 11/23 W - at Ohio State 14-16, 15-13, 15-13, 5-15, 15-9
 11/29 W - Wisconsin 15-3, 15-5, 15-8
 11/30 W - Minnesota 15-8, 15-8, 15-11
 NCAA Tournament (T9th of 28)
 12/5 W - at Illinois State 15-11, 15-5, 15-6
 12/13 L - at #6 Nebraska 1-15, 14-16, 15-12, 11-15

1986 (19-16)

Big Ten: 8-10 (6th place)
 Head Coach: Carol Dewey
 Captains: Ruth Hemmer and Debbie Leeman
 Hoosier State Classic — Notre Dame, Ind. (1st of 4)
 9/5 W - Ball State 13-15, 15-9, 15-9, 15-11
 9/6 W - at Notre Dame 15-11, 15-6, 15-7
 9/9W - Miami, Ohio 15-7, 11-15, 15-6, 15-10
 9/12 L - at Louisiana State 15-10, 6-15, 13-15, 9-15
 9/13 L - Texas Tech 14-16, 6-15, 12-15 (at Baton Rouge, La.)

9/17 W - Northern Illinois 15-10, 15-13, 15-6
 Mid-America Classic — Chicago, Ill. (3rd of 4)
 9/20 L - #10 Nebraska 4-15, 6-15, 4-15
 9/21 W - at DePaul 15-9, 15-7, 15-4
 9/26 W - at Michigan State 15-7, 15-13, 15-4
 9/27 W - at Michigan 15-13, 9-15, 15-12, 15-11
 10/3 W - Ohio State 15-9, 15-5, 16-14
 10/4 L - Indiana 9-15, 8-15, 1-15
 10/10 L - at Iowa 6-15, 8-15, 13-15
 10/11 L - at Minnesota 12-15, 15-4, 13-15, 15-0, 13-15
 10/13 L - at Kentucky 15-12, 6-15, 1-15, 15-12, 10-15
 10/15 W - Duke 13-15, 15-10, 15-10, 11-15, 15-11
 10/17 W - at Northwestern 9-15, 8-15, 16-14, 15-2, 15-8
 10/18 W - Wisconsin 15-3, 15-6, 15-13
 10/22 L - #13 Illinois 15-11, 15-10, 14-16, 9-15, 13-15
 Mikasa Classic — Knoxville, Tenn. (1st of 4)
 10/24 W - Florida State 15-8, 15-10, 15-13
 10/25 W - Pittsburgh 15-8, 15-13, 15-4
 10/25 W - at Tennessee 15-3, 15-10, 15-9
 10/28 L - at #19 Western Michigan 7-15, 7-15, 7-15
 10/31 W - at Indiana 16-14, 9-15, 15-8, 12-15, 15-10
 11/1 L - at Ohio State 11-15, 15-9, 15-12, 9-15, 6-15
 11/7 L - Iowa 15-6, 15-12, 7-15, 10-15, 10-15
 11/8 L - Minnesota 12-15, 1-15, 12-15
 11/11 L - #18 Western Michigan 10-15, 15-8, 11-15, 15-7, 7-15
 11/14 L - at Wisconsin 8-15, 8-15, 15-5, 6-15
 11/15 L - at Northwestern 13-15, 9-15, 9-15
 11/16 W - Rhode Island 15-9, 15-7, 15-9
 11/19 L - at #12 Illinois 16-14, 9-15, 4-15, 14-16
 11/22 W - Notre Dame 15-10, 11-15, 15-9, 16-14
 11/28 W - Michigan 15-12, 12-15, 15-8, 15-6
 11/29 W - Michigan State 15-10, 15-13, 15-11

1987 (24-14)

Big Ten: 14-4 (2nd place)
 Head Coach: Carol Dewey
 Captains: Michelle Erickson and Linda Reichl
 9/2L - Bowling Green State 11-15, 15-9, 14-16, 15-11, 12-15
 Hoosier State Classic — Bloomington, Ind. (1st of 4)
 9/5 W - Ball State 15-7, 15-11, 15-3
 9/5 W - at Indiana 11-15, 15-8, 15-8, 15-5
 9/9L - at #3 Brigham Young 10-15, 11-15, 15-9, 4-15
 University Park Holiday Inn Invitational — Fort Collins, Colo. (3rd of 4)
 9/11 L - at #10 Colorado State 15-13, 15-11, 4-15, 4-15, 11-15
 9/12 L - Arizona 15-13, 8-15, 14-16, 13-15
 9/12 W - Kansas State 15-12, 10-15, 15-9, 17-19, 17-15
 Boilermaker Invitational (2nd of 4)
 9/18 L - #7 Nebraska 8-15, 11-15, 11-15
 9/19 W - Pittsburgh 15-8, 15-10, 7-15, 15-6
 9/19 L - Louisiana State 10-15, 9-15, 15-9, 15-8, 12-15
 9/23 L - at #8 Illinois 7-15, 10-15, 10-15
 9/25 W - at North Carolina State 15-3, 7-15, 15-9, 15-11
 9/26 W - Hofstra 15-5, 15-9, 15-6 (at Durham, N.C.)
 9/26 W - at Duke 15-4, 15-7, 15-3
 10/2 W - at Ohio State 15-9, 15-3, 15-3
 10/3 L - at Indiana 9-15, 6-15, 7-15
 10/6 L - #19 Western Michigan 15-4, 15-12, 13-15, 10-15, 13-15
 10/9 W - #15 Northwestern 8-15, 15-8, 15-7, 16-14
 10/10 W - Wisconsin 15-6, 14-16, 15-5, 15-7
 10/16 L - at Minnesota 10-15, 15-3, 15-1, 5-15, 13-15
 10/17 W - at Iowa 11-15, 15-9, 15-6, 15-6
 10/20 W - Illinois State 15-9, 15-7, 10-15, 15-12
 10/23 W - Michigan State 10-15, 15-8, 15-2, 15-5

YEAR-BY-YEAR RESULTS



10/24 W - Michigan 15-7, 15-9, 15-9
 10/28 W - Notre Dame 15-10, 14-16, 15-2, 15-4
 10/30 W - Indiana 5-15, 15-5, 15-12, 15-10
 10/31 W - Ohio State 15-8, 15-6, 15-6
 11/6 L - at Wisconsin 15-7, 12-15, 11-15, 10-15
 11/7 W - at Northwestern 12-15, 9-15, 15-11, 16-14, 15-12
 11/10 L - at #15 Western Michigan 14-16, 15-13, 10-15, 15-11, 11-15
 11/13 W - Iowa 15-4, 15-4, 15-11
 11/14 W - Minnesota 10-15, 15-8, 15-11, 10-15, 15-4
 11/20 W - at Michigan 15-8, 15-4, 15-7
 11/21 W - at Michigan State 15-11, 15-9, 15-5
 11/25 W - #8 Illinois 18-16, 3-15, 12-15, 15-12, 15-12
 11/27 L - #7 Texas 9-15, 15-11, 12-15, 6-15

NCAA Tournament (T9th of 32)

12/4 W - Penn State 15-4, 15-9, 17-15 (at West Lafayette, Ind.)
 12/10 L - #10 Nebraska 8-15, 12-15, 3-15 (at Champaign, Ill.)

1988 (19-15)

Big Ten: 9-9 (5th place — tie)

Head Coach: Carol Dewey

Captains: Becky Kanitz, Barbara Meeker and Darcy Orin

First Tier Invitational — Lincoln, Neb. (3rd of 4)

9/2 L - at Nebraska 12-15, 4-15, 8-15
 9/3 L - Pacific 15-13, 7-15, 8-15, 12-15
 9/3 W - Florida 15-9, 15-2, 9-15, 16-14

Purdue Invitational (3rd of 4)

9/9 L - Washington 15-9, 5-15, 13-15, 3-15
 9/10 W - Oklahoma 3-15, 15-9, 15-10, 11-15, 15-13
 9/11 L - #9 Kentucky 10-15, 4-15, 15-13, 3-15

Baden Invitational — State College, Pa. (2nd of 4)

9/16 W - Southwest Missouri State 15-10, 15-8, 15-3
 9/17 W - Providence 15-4, 16-18, 15-6, 15-2
 9/17 L - at Penn State 11-15, 15-4, 9-15, 7-15
 9/21 W - Notre Dame 15-13, 11-15, 15-11, 15-7
 9/23 L - #19 Minnesota 8-15, 7-15, 15-6, 16-14, 11-15
 9/24 L - Iowa 9-15, 16-18, 15-5, 14-16
 9/28 L - #4 Illinois 14-16, 13-15, 15-17
 10/4 W - at Western Michigan 12-15, 15-13, 15-3, 15-7
 10/7 L - at Northwestern 9-15, 2-15, 6-15
 10/8 L - at Wisconsin 8-15, 12-15, 15-9, 15-17
 10/14 W - Ohio State 14-16, 5-15, 15-12, 15-10, 15-13
 10/15 W - Indiana 12-15, 15-12, 15-6, 15-13
 10/18 L - at Illinois State 15-12, 11-15, 15-17, 7-15
 10/21 W - at Michigan State 15-11, 15-12, 15-3
 10/22 W - at Michigan 15-1, 15-10, 15-8
 10/26 L - at #5 Illinois 12-15, 6-15, 16-14, 10-15

Volleyball Monthly/Nike Classic — Gainesville, Fla. (1st of 4)

10/28 W - North Carolina State 15-3, 15-10, 11-15, 15-12
 10/29 W - Texas A&M 15-12, 13-15, 15-7, 9-15, 15-8
 10/29 W - at Florida 15-10, 15-8, 17-15

11/4 W - Wisconsin 15-5, 15-9, 15-5
 11/5 W - Northwestern 15-12, 15-7, 15-8
 11/11 L - at Indiana 7-15, 11-15, 15-2, 13-15
 11/12 W - at Ohio State 9-15, 15-13, 15-13, 6-15, 15-12
 11/15 W - Western Michigan 15-10, 15-7, 15-12
 11/18 W - Michigan 15-8, 15-12, 13-15, 15-8
 11/19 W - Michigan State 15-8, 15-3, 15-7
 11/25 L - at Iowa 15-4, 6-15, 9-15, 15-2, 10-15
 11/26 L - Minnesota 4-15, 15-0, 6-15, 16-14, 14-16

1989 (13-20)

Big Ten: 7-11 (7th place)

Head Coach: Carol Dewey

Captain: Debbie McDonald

Boilermaker Fall Preview (1st of 4)

9/1 W - Tennessee 8-15, 15-8, 15-5, 15-10
 9/2 W - Iowa State 15-10, 15-4, 15-12
 9/2 W - Illinois State 6-15, 16-14, 10-15, 15-7, 15-4

Purdue Premier (4th of 4)

9/8 L - Penn State 14-16, 11-15, 5-15
 9/9 L - Colorado 11-15, 15-9, 13-15, 15-6, 7-15
 9/9 L - San Jose State 15-17, 10-15, 10-15

Sooner Invitational — Norman, Okla. (3rd of 4)

9/15 W - New Mexico 15-13, 15-12, 8-15, 4-15, 15-4
 9/16 W - Sam Houston State 15-12, 15-7, 17-15
 9/17 L - at Oklahoma 15-9, 6-15, 8-15, 12-15
 9/22 L - Minnesota 10-15, 10-15, 7-15
 9/23 L - Iowa 15-8, 15-4, 7-15, 9-15, 12-15
 9/27 L - at Notre Dame 15-8, 12-15, 6-15, 5-15
 9/29 L - at Ohio State 12-15, 10-15, 9-15
 9/30 L - at Indiana 11-15, 11-15, 15-12, 13-15
 10/6 L - Northwestern 3-15, 11-15, 8-15
 10/7 L - Wisconsin 7-15, 7-15, 15-11, 13-15
 10/11 L - at #8 Illinois 15-13, 4-15, 4-15, 5-15
 10/15 L - Florida State 12-15, 13-15, 13-15
 10/17 W - Western Michigan 15-12, 11-15, 15-4, 15-10
 10/20 W - at Michigan State 12-15, 15-13, 15-3, 15-7
 10/21 W - at Michigan 15-3, 12-15, 15-13, 15-10
 10/27 L - Indiana 9-15, 4-15, 12-15
 10/28 W - #20 Ohio State 15-9, 16-14, 15-6
 10/31 L - at Western Michigan 13-15, 15-5, 15-9, 8-15, 6-15
 11/3 W - at Wisconsin 8-15, 15-13, 18-16, 15-13
 11/4 W - at Northwestern 3-15, 15-9, 15-12, 8-15, 15-7
 11/8 L - #8 Illinois 12-15, 15-9, 8-15, 7-15
 11/10 L - #9 Texas-Arlington 10-15, 10-15, 8-15
 11/12 L - Florida 15-3, 14-16, 7-15, 10-15
 11/17 W - Michigan 15-2, 15-2, 15-2
 11/18 W - Michigan State, 12-15, 15-11, 11-15, 15-8, 16-14
 11/22 L - at Iowa 11-15, 12-15, 13-15
 11/24 L - at Minnesota 15-10, 11-15, 14-16, 13-15

1990 (21-11)

Big Ten: 12-6 (3rd place)

Head Coach: Carol Dewey

Captains: Amber Douglas, Kelly Niedbalski and Jill Whiteman

Mortar Board Purdue Premier (1st of 4)

8/31 W - Southwest Missouri State 15-12, 15-4, 15-4
 9/1 W - Eastern Kentucky 15-6, 15-6, 15-11
 9/1 W - Cal Poly-SLO 15-9, 15-7, 15-13

Eddie Bauer/First Serve Invitational — Seattle, Wash. (2nd of 4)

9/7 W - Houston 15-6, 3-15, 15-10, 13-15, 15-12
 9/7 W - at #15 Washington 16-14, 15-11, 15-8
 9/8 L - Gonzaga 2-15, 15-3, 7-15, 15-7, 11-15

Nebraska Baden Invitational (3rd of 4)

9/14 L - #20 Wyoming 12-15, 7-15, 10-15
 9/15 L - at #1 Nebraska 14-16, 14-16, 3-15
 9/15 W - Texas A&M 15-0, 15-3, 15-9
 9/19 W - #7 Illinois 17-15, 15-9, 15-8
 9/21 L - at Kentucky 12-15, 15-6, 6-15, 8-15
 9/23 W - Georgia 15-6, 15-7, 13-15, 15-12
 9/28 W - at Minnesota 15-10, 15-13, 15-11
 9/30 W - at Iowa 15-6, 15-8, 8-15, 15-5
 10/5 W - Michigan State 15-6, 13-15, 15-9, 15-6
 10/6 W - Michigan 15-8, 15-3, 15-9
 10/12 L - at #16 Wisconsin 14-16, 4-15, 15-3, 15-13, 14-16
 10/13 L - at Northwestern 6-15, 15-11, 8-15, 9-15
 10/16 W - at Western Michigan 15-9, 15-10, 15-3



10/19 L - #13 Ohio State 13-15, 15-12, 10-15, 12-15
 10/20 W - Indiana 2-15, 15-5, 10-15, 15-10, 15-7
 10/23 W - Notre Dame 15-3, 15-4, 15-11
 10/26 W - Iowa 15-12, 11-15, 15-11, 17-15
 10/27 W - Minnesota 15-8, 15-8, 15-11
 11/2 W - at Michigan 15-5, 15-4, 15-7
 11/3 W - at Michigan State 15-4, 15-4, 15-4
 11/9 W - Northwestern 7-15, 15-5, 15-4, 11-15, 15-9
 11/10 W - #13 Wisconsin 15-7, 15-10, 9-15, 15-12
 11/16 L - at Indiana 15-17, 5-15, 15-4, 11-15
 11/17 L - at #15 Ohio State 15-8, 9-15, 11-15, 14-16
 11/21 L - at Illinois 7-15, 6-15, 3-15
 NCAA Tournament (T17th of 32)
 11/29 L - at #6 Penn State 8-15, 14-16, 4-15

1991 (13-16)

Big Ten: 10-10 (6th place — tie)

Head Coach: Carol Dewey

Captains: Sarah Hopkins and Angela Wallerich

8/31 L - at Notre Dame 10-15, 15-10, 15-9, 13-15, 14-16

Arby's Redbird Classic — Normal, Ill. (4th of 4)

9/6 L - at Illinois State 13-15, 10-15, 15-10, 5-15

9/7 L - Central Michigan 10-15, 15-12, 15-17, 14-16

9/7 L - Georgetown 15-8, 7-15, 10-15, 12-15

Mortar Board Purdue Premier (2nd of 4)

9/13 W - Cornell 15-5, 15-6, 14-16, 15-4

9/14 W - UW - Milwaukee 15-3, 15-8, 15-5

9/14 L - Miami, Ohio 11-15, 15-8, 10-15, 12-15

Big Ten/SEC Tournament — Athens, Ga. (T2nd of 4)

9/20 W - Tennessee 15-10, 15-7, 15-10

9/21 L - at Georgia 9-15, 11-15, 3-15

9/27 L - Wisconsin 8-15, 15-10, 6-15, 15-10, 13-15

9/28 W - Northwestern 13-15, 17-15, 6-15, 15-13, 15-12

10/2 L - at #15 Illinois 11-15, 12-15, 16-17

10/5 L - #14 Penn State 8-15, 4-15, 15-4, 13-15

10/11 W - at Iowa 15-8, 15-4, 15-9

10/12 L - at Minnesota 10-15, 8-15, 10-15

10/18 W - Indiana 15-13, 16-14, 5-15, 15-6

10/19 L - #14 Ohio State 11-15, 6-15, 5-15

10/25 W - at Michigan State 15-7, 13-15, 15-8, 15-6

10/26 L - at Michigan 14-16, 6-15, 15-13, 12-15

10/30 W - #18 Illinois 12-15, 15-10, 6-15, 16-14, 16-14

11/1 L - at #16 Penn State 2-15, 7-15, 4-15

11/8 L - Minnesota 10-15, 16-14, 15-10, 7-15, 8-15

11/9 W - Iowa 15-5, 17-15, 15-3

11/15 L - at #13 Ohio State 7-15, 15-12, 12-15, 6-15

11/16 W - at Indiana 2-15, 15-13, 15-1, 15-13

11/22 W - Michigan 15-5, 11-15, 15-12, 14-16, 19-17

11/24 W - Michigan State 15-4, 15-2, 15-6

11/29 W - at Northwestern 15-9, 15-10, 15-11

11/30 L - at Wisconsin 13-15, 10-15, 3-15

1992 (17-13)

Big Ten: 10-10 (6th place)

Head Coach: Carol Dewey

Captains: Paula Harmon, Darcy Jones and Angela Wallerich

Boilermaker Preview (2nd of 4)

9/4 W - Loyola-Chicago 15-10, 15-6, 15-10

9/5 W - Eastern Illinois 15-5, 15-9, 15-3

9/5 L - Duke 5-15, 16-14, 6-15, 13-15

9/7 W - Auburn 15-5, 15-8, 9-15, 15-4

Miami-Days Inn Classic — Oxford, Ohio (1st of 4)

9/11 W - Northern Illinois 14-16, 16-14, 14-16, 15-10, 19-17

9/12 W - #25 Pittsburgh 15-10, 15-12, 15-5
 9/12 W - at Miami, Ohio 15-8, 4-15, 15-10, 15-11
 Mortar Board Purdue Premier (3rd of 4)
 9/18 W - Montana 15-12, 15-13, 15-9
 9/18 L - #22 Notre Dame 17-15, 14-16, 14-16, 7-15
 9/19 L - #10 Florida 6-15, 12-15, 5-15

9/25 W - at Michigan State 15-1, 15-1, 15-6
 9/26 L - at Michigan 11-15, 9-15, 7-15
 10/2 L - #17 Ohio State 13-15, 13-15, 10-15
 10/3 L - #13 Penn State 6-15, 15-5, 13-15, 8-15
 10/9 W - at Minnesota 15-9, 15-12, 16-14
 10/10 W - at Iowa 13-15, 15-6, 15-6, 15-6
 10/16 W - Northwestern 15-9, 15-10, 9-15, 15-6
 10/17 L - #8 Illinois 8-15, 4-15, 12-15
 10/21 L - Indiana 15-5, 7-15, 15-6, 10-15, 13-15
 10/23 W - Wisconsin 15-6, 9-15, 15-7, 15-4
 10/30 L - at #9 Penn State 1-15, 12-15, 4-15
 10/31 L - at #21 Ohio State 11-15, 13-15, 15-17
 11/6 W - Iowa 15-10, 15-8, 15-6
 11/7 L - Minnesota 8-15, 9-15, 14-16
 11/13 L - at #7 Illinois 7-15, 13-15, 6-15
 11/14 W - at Northwestern 7-15, 15-13, 15-2, 9-15, 15-11
 11/17 L - at Indiana 9-15, 15-12, 8-15, 11-15
 11/21 W - at Wisconsin 3-15, 18-16, 15-10, 15-7
 11/27 W - Michigan State 15-4, 12-15, 15-9, 15-8
 11/28 W - Michigan 15-11, 12-15, 15-4, 15-12

1993 (15-14)

Big Ten: 8-12 (6th place)

Head Coach: Carol Dewey

Captains: Carey Burvis, Paula Harmon and Alisha Mitro

UTA/Asics Tiger Tournament — Arlington, Texas (1st of 4)

9/3 W - Texas-El Paso 15-12, 15-9, 15-11

9/4 W - Indiana State 15-11, 15-6, 16-14

9/4 W - at Texas-Arlington 15-3, 15-12, 9-15, 15-5

9/10 W - at North Carolina 15-7, 12-15, 16-14, 15-6

9/11 W - at North Carolina State 13-15, 15-6, 15-11, 15-13

9/11 L - at Duke 15-5, 2-15, 12-15, 16-14, 12-15

Mortar Board Purdue Premier (2nd of 4)

9/17 L - Butler 15-0, 10-15, 11-15, 14-16

9/18 W - Murray State 15-9, 15-5, 9-15, 15-3

9/18 W - Syracuse 15-1, 15-13, 15-2

9/24 L - Wisconsin 15-7, 11-15, 13-15, 9-15

9/25 W - Northwestern 15-9, 15-7, 15-10

9/29 L - at Indiana 15-13, 8-15, 15-11, 12-15, 9-15

10/2 L - at #23 Illinois 7-15, 2-15, 6-15

10/8 L - at #9 Penn State 4-15, 5-15, 7-15

10/9 L - at #14 Ohio State 13-15, 4-15, 1-15

10/15 W - Michigan State 15-7, 15-5, 15-7

10/16 W - Michigan 12-15, 15-10, 15-9, 15-12

10/22 L - at Minnesota 12-15, 11-15, 15-13, 12-15

10/23 W - at Iowa 15-8, 15-9, 15-5

10/27 W - Indiana 15-12, 14-16, 18-16, 15-8

10/29 W - #24 Illinois 15-10, 6-15, 15-6, 13-15, 17-15

11/5 W - #15 Ohio State 9-15, 16-14, 6-15, 15-4, 15-12

11/6 L - #7 Penn State 13-15, 6-15, 4-15

11/12 L - at Michigan 7-15, 15-9, 15-13, 10-15, 9-15

11/13 L - at Michigan State 15-9, 11-15, 15-5, 10-15, 13-15

11/19 W - Iowa 11-15, 15-13, 15-13, 15-12

11/20 L - Minnesota 5-15, 12-15, 15-10, 13-15

11/26 L - at Northwestern 12-15, 15-11, 10-15, 16-14, 12-15

11/27 L - at Wisconsin 5-15, 5-15, 13-15

YEAR-BY-YEAR RESULTS



1994 (6-23)

Big Ten: 4-16 (9th place — tie)

Head Coach: Carol Dewey

Captains: Renée Glore, Stacey Mondino and Suzanne Stewart

Mortar Board Purdue Premier (3rd of 4)

9/2 W - #20 Kentucky 16-14, 12-15, 15-9, 15-9

9/3 L - Oregon State 10-15, 9-15, 10-15

9/3 L - #2 Nebraska 11-15, 5-15, 4-15

9/7 E - Moscow 10-15, 6-15, 4-15

Sooner Invitational — Norman, Okla. (3rd of 4)

9/9 W - Alabama-Birmingham 6-15, 15-9, 15-7, 14-16, 15-11

9/10 L - South Carolina 8-15, 4-15, 15-10, 15-9, 6-15

9/10 L - at Oklahoma 15-10, 5-15, 10-15, 15-11, 8-15

9/13 L - at #13 Notre Dame 4-15, 8-15, 10-15

Louisville Classic — Louisville, Ky. (4th of 4)

9/16 L - Western Kentucky 3-15, 15-4, 11-15, 14-16

9/17 L - Mississippi State 15-4, 14-16, 4-15, 13-15

9/23 L - Minnesota 8-15, 2-15, 7-15

9/24 L - Iowa 8-15, 9-15, 14-16

9/30 L - at Michigan State 18-20, 8-15, 15-17

10/1 L - at Michigan 9-15, 7-15, 15-11, 6-15

10/7 W - Northwestern 15-12, 15-13, 15-13

10/8 W - #19 Wisconsin 15-6, 10-15, 15-11, 11-15, 16-14

10/12 L - Illinois 7-15, 9-15, 15-10, 8-15

10/14 L - at Indiana 5-15, 7-15, 11-15

10/21 L - at #5 Ohio State 2-15, 2-15, 6-15

10/22 L - at #4 Penn State 8-15, 3-15, 6-15

10/28 W - Michigan 15-5, 4-15, 15-13, 8-15, 15-9

10/29 L - Michigan State 8-15, 7-15, 8-15

11/4 L - at Wisconsin 12-15, 9-15, 1-15

11/5 W - at Northwestern 6-15, 6-15, 17-15, 15-8, 15-13

11/9 L - at Illinois 12-15, 7-15, 7-15

11/12 L - Indiana 15-5, 15-10, 8-15, 9-15, 13-15

11/18 L - #5 Penn State 3-15, 2-15, 8-15

11/19 L - #4 Ohio State 9-15, 11-15, 7-15

11/25 L - at Iowa 5-15, 10-15, 15-13, 16-14, 5-15

11/26 L - at Minnesota 2-15, 8-15, 12-15

1995 (8-20)

Big Ten: 6-14 (9th place)

Head Coach: Joey Vrazel

Captains: Kelli Kerkhoff and Suzanne Stewart

SunBank Invitational — Gainesville, Fla. (3rd of 4)

9/1 L - Oklahoma 12-15, 8-15, 7-15

9/2 W - Rice 15-12, 13-15, 15-2, 15-10

9/2 L - at #7 Florida 5-15, 12-15, 5-15

FirsTier Challenge — Lincoln, Neb. (T3rd of 4)

9/8 L - at #2 Nebraska 2-15, 2-15, 3-15

9/9 L - Kansas State 8-15, 14-16, 12-15

Mortar Board Purdue Premier (3rd of 4)

9/15 L - Oklahoma 4-15, 7-15, 15-12, 13-15

9/16 W - North Carolina State 15-9, 15-8, 15-5

9/16 L - #8 Notre Dame 6-15, 7-15, 16-18

9/22 L - at Michigan 6-15, 13-15, 14-16

9/23 L - at #9 Michigan State 8-15, 4-15, 2-15

9/29 W - #20 Illinois 9-15, 6-15, 15-3, 15-13, 15-12

9/30 L - Indiana 2-15, 5-15, 15-11, 15-5, 10-15

10/6 W - at Minnesota 15-12, 15-12, 15-12

10/7 L - at Wisconsin 10-15, 15-6, 16-14, 4-15, 9-15

10/13 L - #7 Penn State 15-17, 16-18, 10-15

10/14 L - #13 Ohio State 11-15, 10-15, 7-15

10/18 W - Northwestern 5-0 (14-10, 22-20, 23-11=59-41)

— experimental TV scoring format

10/20 L - Iowa 8-15, 10-15, 17-15, 11-15

10/27 L - at Indiana 8-15, 9-15, 7-15

10/28 L - at #21 Illinois 6-15, 7-15, 10-15

11/3 W - Wisconsin 15-10, 15-13, 15-11

11/4 L - Minnesota 8-15, 13-15, 4-15

11/10 L - at #8 Ohio State 5-15, 13-15, 9-15

11/11 L - at #9 Penn State 5-15, 2-15, 6-15

11/15 W - at Northwestern 15-17, 15-8, 15-3, 12-15, 15-13

11/18 W - at Iowa 15-13, 15-9, 15-6

11/24 L - #6 Michigan State 2-15, 13-15, 14-16

11/25 L - Michigan 7-15, 15-9, 6-15, 15-11, 16-18

1996 (13-19)

Big Ten: 6-14 (8th place)

Head Coach: Joey Vrazel

Captains: Lauri Grimes, Kelli Kerkhoff and Brooke White

Oregon State Sizzler Showcase — Corvallis, Ore. (2nd of 5)

8/30 W - Kansas 15-10, 15-5, 15-6

8/30 L - at Oregon State 6-15, 10-15, 8-15

8/31 W - Weber State 13-15, 12-15, 15-12, 15-6, 15-13

8/31 W - Ball State 15-6, 6-15, 15-11, 15-13

Mortar Board Purdue Premier (3rd of 4)

9/6 W - Miami (Ohio) 11-15, 9-15, 15-12, 15-6, 15-4

9/7 L - Southern Illinois 2-15, 12-15, 15-10, 10-15

9/7 W - Florida State 15-11, 6-15, 15-9, 15-4

Kentucky Conference Challenge — Lexington, Ky. (2nd of 4)

9/13 W - at Kentucky 16-14, 15-2, 15-7

9/14 L - Houston 12-15, 15-11, 9-15, 15-10, 10-15

9/14 W - Central Florida 15-5, 15-6, 9-15, 15-7

9/18 L - Illinois State 15-13, 4-15, 5-15, 9-15

9/21 L - at #12 Notre Dame 10-15, 12-15, 7-15

9/27 W - Northwestern 13-15, 15-10, 15-4, 15-13

9/28 L - #9 Michigan State 6-15, 2-15, 16-14, 6-15

10/4 L - at #2 Penn State 7-15, 8-15, 8-15

10/6 L - at #14 Ohio State 0-15, 12-15, 8-15

10/11 W - Illinois 15-12, 15-12, 13-15, 13-15, 18-16

10/12 W - Iowa 15-8, 15-5, 15-9

10/18 L - at #11 Wisconsin 9-15, 5-15, 11-15

10/19 L - at Minnesota 6-15, 15-6, 7-15, 13-15

10/23 L - at Indiana 9-15, 15-11, 7-15, 15-17

10/26 W - at Michigan 15-8, 10-15, 15-6, 15-12

11/1 L - #15 Ohio State 7-15, 13-15, 7-15

11/2 L - #6 Penn State 12-15, 5-15, 10-15

11/8 L - at Iowa 15-9, 11-15, 12-15, 7-15

11/9 L - at Illinois 12-15, 11-15, 8-15

11/15 L - Minnesota 13-15, 16-14, 7-15, 11-15

11/16 L - #17 Wisconsin 15-12, 3-15, 4-15, 9-15

11/20 W - Indiana 15-6, 15-7, 15-5

11/22 L - Michigan 16-14, 10-15, 15-17, 14-16

11/29 L - at #9 Michigan State 4-15, 3-15, 3-15

11/30 W - at Northwestern 15-8, 12-15, 15-4, 15-11

1997 (10-21)

Big Ten: 3-17 (10th place)

Head Coach: Joey Vrazel

Captains: Sarina Harris and Linda Menconi

Florida State Classic — Tallahassee, Fla. (2nd of 4)

8/29 W - Mississippi State 15-4, 15-11, 15-12

8/30 W - Boston College 15-0, 15-7, 15-6

8/30 L - at Florida State 13-15, 7-15, 4-15

Mortar Board Purdue Premier (1st of 4)

9/5 W - Central Michigan 15-8, 15-5, 15-3

9/6 W - Indiana State 8-15, 15-3, 15-8, 11-15, 15-12

9/6 W - Syracuse 15-7, 15-3, 15-7



Utah Classic — Salt Lake City, Utah (3rd of 4)

9/12	W - Southwest Texas State 15-6, 16-14, 15-11
9/13	L - Weber State 15-13, 7-15, 5-15, 11-15
9/13	L - at Utah 8-15, 8-15, 3-15
9/19	L - at North Carolina 5-15, 8-15, 14-16
9/20	W - Duke 7-15, 8-15, 15-12, 15-12, 15-12 (at Chapel Hill, N.C.)
9/26	L - Indiana 12-15, 15-4, 14-16, 7-15
9/27	L - #1 Penn State 3-15, 15-12, 7-15, 2-15
10/3	L - at Iowa 15-12, 13-15, 3-15, 5-15
10/5	L - at Minnesota 15-13, 6-15, 10-15, 11-15 (SC/FS)
10/8	L - Ohio State 10-15, 15-12, 12-15, 15-10, 13-15
10/10	L - #19 Michigan State 8-15, 6-15, 8-15
10/17	L - at Illinois 14-16, 7-15, 7-15
10/18	L - at #8 Wisconsin 2-15, 8-15, 10-15
10/24	L - Michigan 8-15, 7-15, 3-15
10/25	W - Northwestern 15-4, 15-8, 15-3
10/31	L - Minnesota 9-15, 15-13, 13-15, 9-15
11/2	W - Iowa 15-6, 6-15, 15-12, 8-15, 15-12 (SC/FS)
11/5	L - at Ohio State 7-15, 12-15, 6-15
11/8	L - at #24 Michigan State 9-15, 15-8, 12-15, 15-12, 11-15
11/14	L - at #2 Penn State 10-15, 8-15, 6-15
11/15	W - at Indiana 15-13, 15-9, 15-9
11/21	L - at #5 Wisconsin 7-15, 7-15, 3-15
11/22	L - Illinois 11-15, 11-15, 3-15 (SC/FS)
11/28	L - at Northwestern 5-15, 15-9, 12-15, 14-16
11/29	L - at Michigan 15-12, 8-15, 6-15, 1-15

1998 (14-15)

Big Ten: 8-12 (7th place)

Head Coach: Joey Vrazel

Captains: Taryn Catlin and Bev Krupa

Mortar Board Purdue Premier (1st of 4)

9/4	W - Central Florida 15-11, 15-17, 15-4, 10-15, 15-11
9/5	W - Alabama-Birmingham 15-10, 15-9, 15-2
9/5	W - Kentucky 15-10, 15-5, 15-7
Wyoming Cowgirl Classic — Laramie, Wyo. (2nd of 4)	
9/11	W - Idaho State 15-4, 15-6, 15-9
9/11	W - Denver 15-9, 10-15, 6-15, 15-1, 15-3
9/12	L - Wyoming 5-15, 14-16, 4-15
9/15	L - at Illinois State 15-10, 7-15, 8-15, 4-15
9/18	L - Butler 15-6, 15-17, 12-15, 10-15
9/19	W - Toledo 15-10, 15-9, 15-6
9/25	W - at Michigan 6-15, 15-12, 15-8, 15-8
9/26	L - at #18 Michigan State 12-15, 7-15, 5-15
10/2	L - #18 Ohio State 14-16, 12-15, 16-18
10/3	L - #1 Penn State 8-15, 2-15, 3-15
10/9	W - #24 Indiana 15-10, 11-15, 11-15, 15-8, 15-13
10/10	W - Northwestern 15-9, 15-13, 15-10
10/16	W - at Iowa 15-8, 1-15, 15-8, 15-11
10/17	L - at #6 Wisconsin 5-15, 0-15, 13-15
10/21	L - #18 Illinois 7-15, 8-15, 13-15
10/23	W - #24 Minnesota 11-15, 15-6, 16-14, 3-15, 15-8
10/30	L - at #2 Penn State 3-15, 7-15, 7-15
10/31	L - at Ohio State 13-15, 15-10, 15-17, 5-15 (SC/FS)
11/6	L - at Northwestern 5-15, 15-7, 13-15, 13-15
11/7	L - at Indiana 9-15, 15-12, 15-7, 5-15, 11-15
11/12	L - #14 Michigan State 7-15, 6-15, 15-17
11/14	W - Michigan 15-8, 7-15, 16-14, 15-11
11/20	L - #8 Wisconsin 7-15, 9-15, 10-15
11/21	W - Iowa 15-13, 15-8, 15-10
11/25	L - at #21 Illinois 6-15, 3-15, 5-15
11/28	W - at Minnesota 15-13, 6-15, 15-12, 9-15, 15-12

1999 (15-14)

Big Ten: 7-13 (8th place — tie)

Head Coach: Jeff Hulsmeier

Captains: Taryn Catlin and Christi Kelsey

Mortar Board Purdue Premier (2nd of 4)

9/3	W - Stephen F. Austin, 15-7, 15-9, 8-15, 15-8
9/4	W - Marquette, 15-5, 15-11, 13-15, 9-15, 15-9
9/4	L - Wisconsin-Milwaukee, 7-15, 15-7, 10-15, 2-15
Northern Arizona Fiesta Bowl Tournament. — Flagstaff, Ariz. (1st of 4)	
9/10	W - Xavier, 15-8, 15-4, 4-15, 15-12
9/11	W - UC Irvine, 15-8, 15-10, 15-7
9/11	W - at Northern Arizona, 15-7, 15-11, 15-12
Boilermaker Invitational — West Lafayette, Ind. (1st of 4)	
9/17	W - McNeese State, 15-12, 9-15, 11-15, 15-8, 15-10
9/18	W - Siena, 15-5, 15-9, 15-9
9/18	W - Arkansas-Little Rock, 15-5, 15-8, 15-4
9/24	L - at Iowa, 11-15, 15-7, 9-15, 13-15
9/25	L - at Minnesota, 8-15, 5-15, 13-15
10/1	W - Michigan State, 15-11, 15-10, 15-13
10/2	W - #18 Michigan, 8-15, 15-11, 15-2, 7-15, 15-12
10/8	L - at Illinois, 6-15, 7-15, 8-15
10/9	L - at Indiana, 7-15, 7-15, 15-10, 11-15 (SC/FS)
10/15	L - #1 Penn State, 1-15, 5-15, 4-15
10/16	W - Ohio State, 15-8, 15-8, 9-15, 15-10
10/20	L - Wisconsin, 6-15, 15-10, 4-15, 1-15
10/22	W - at Northwestern, 15-11, 15-12, 6-15, 9-15, 15-13
10/29	L - Indiana, 12-15, 15-13, 4-15, 5-15
10/30	W - #23 Illinois, 15-9, 15-9, 6-15, 6-15, 15-10
11/5	W - at Michigan, 15-7, 15-11, 3-15, 17-19, 15-12
11/6	L - at Michigan State, 15-12, 13-15, 15-12, 13-15, 8-15
11/12	L - Minnesota, 12-15, 8-15, 2-15
11/13	W - Iowa, 15-10, 15-6, 15-8
11/17	L - at Wisconsin, 3-15, 10-15, 6-15
11/20	L - Northwestern, 15-8, 12-15, 15-13, 5-15, 11-15
11/26	L - at Ohio State, 14-16, 13-15, 16-14, 13-15
11/27	L - at #1 Penn State, 7-15, 6-15, 3-15

2000 (13-19)

Big Ten: 5-15 (9th place)

Head Coach: Jeff Hulsmeier

Captains: Christy Case and Julie Doud

Mortar Board Purdue Premier (1st of 4)

9/1	W - Eastern Kentucky 15-3, 15-3, 15-9
9/1	W - Western Michigan 15-7, 16-14, 3-15, 10-15, 18-16
9/2	L - Kansas 10-15, 10-15, 15-13, 5-15
9/5	W - Valparaiso 15-13, 15-10, 15-12
New England Challenge - Boston, Mass.	
9/8	W - at Northeastern 16-14, 10-15, 15-5, 17-15
9/8	W - at Boston College 16-14, 15-8, 19-17
9/9	W - at Harvard 15-13, 15-2, 15-12
9/9	W - at Boston College 10-15, 15-13, 15-8, 15-9
9/12	W - Saint Louis 16-14, 15-2, 15-12
American Classic - Washington, D.C.	
9/15	L - at American 15-11, 12-15, 14-16, 9-15
9/16	L - North Carolina State 15-5, 3-15, 8-15, 7-15
9/16	L - George Washington 15-10, 3-15, 11-15, 5-15
9/22	L - at #9 Minnesota 8-15, 11-15, 8-15
9/23	L - at Iowa 5-15, 8-15, 9-15
9/29	L - #20 Michigan State 5-15, 6-15, 8-15
9/30	W - #25 Michigan 15-7, 16-14, 10-15, 15-10
10/4	L - Illinois 8-15, 12-15, 17-15, 15-13, 5-15
10/6	L - at #11 Ohio State 13-15, 7-15, 12-15
10/13	L - at #12 Penn State 3-15, 6-15, 4-15
10/14	L - at Indiana 3-15, 8-15, 10-15

YEAR-BY-YEAR RESULTS



10/20 L - #6 Wisconsin 5-15, 3-15, 6-15
 10/21 W - Northwestern 15-9, 15-10, 5-15, 8-15, 15-13 (FS)
 10/25 W - at Illinois 4-15, 15-11, 15-5, 10-15, 15-9
 10/28 L - #13 Ohio State 6-15, 5-15, 11-15
 11/3 L - at Michigan 5-15, 5-15, 9-15
 11/4 L - #22 Michigan State 6-15, 15-10, 5-15, 6-15
 11/10 L - Iowa 10-15, 7-15, 8-15
 11/11 L - #8 Minnesota 9-15, 12-15, 5-15
 11/17 W - at Northwestern 15-7, 15-12, 16-14
 11/18 L - at #6 Wisconsin 3-15, 3-15, 5-15
 11/24 W - Indiana 9-15, 17-15, 15-13, 10-15, 17-15
 11/25 L - #8 Penn State 14-16, 10-15, 7-15

2001 (4-25)

Big Ten: 1-19 (11th place)

Head Coach: Jeff Hulsmeier

Captains: Christy Case and Jen Bova

Point Husky Invitational — Seattle, Wash. (4th of 4)

8/31 L - vs. Texas 29-31, 25-30, 26-30
 9/1 L - at Washington 18-30, 30-26, 20-30, 18-30
 9/1 L - vs. #11 BYU 23-30, 21-30, 30-26, 20-30

Miami Best Western Classic — Oxford, Ohio (4th of 4)

9/7 L - vs. #21 South Carolina 26-30, 27-30, 27-30
 9/8 L - vs. Illinois State 35-37, 20-30, 19-30
 9/8 L - at Miami (Ohio) 22-30, 30-27, 23-30, 24-30

9/21 W - Iowa 35-33, 30-25, 30-27
 9/22 L - #17 Minnesota 21-30, 24-30, 24-30
 9/28 L - at #15 Ohio State 18-30, 13-30, 21-30
 9/29 L - at #6 Penn State 26-30, 16-30, 23-30
 10/5 L - Michigan 24-30, 26-30, 22-30
 10/6 L - Michigan State 31-29, 25-30, 29-31, 25-30
 10/9 W - IUPUI 30-28, 30-25, 30-22
 10/12 L - at Northwestern 32-34, 26-30, 30-28, 24-30
 10/13 L - at #6 Wisconsin 22-30, 21-30, 16-30
 10/19 L - Illinois 23-30, 26-30, 22-30
 10/20 L - Indiana 31-33, 23-30, 22-30
 10/23 W - at Valparaiso 30-27, 23-30, 30-27, 30-26
 10/26 L - at Michigan State 22-30, 19-30, 30-32
 10/27 L - at Michigan 27-30, 31-29, 18-30, 30-24, 11-15
 11/2 L - #11 Penn State 24-30, 20-30, 23-30
 11/3 L - #10 Ohio State 30-26, 21-30, 19-30, 19-30
 11/6 W - Indiana State 30-20, 25-30, 30-18, 30-15
 11/9 L - at Minnesota 21-30, 19-30, 23-30
 11/10 L - at Iowa 23-30, 24-30, 30-27, 30-32
 11/16 L - at Indiana 22-30, 25-30, 30-27, 24-30
 11/17 L - at #21 Illinois 25-30, 21-30, 30-25, 28-30
 11/23 L - #6 Wisconsin 18-30, 18-30, 26-30
 11/24 L - Northwestern 30-21, 23-30, 25-30, 30-28, 18-20

2002 (12-21)

Big Ten: 2-18 (T10th place)

Head Coach: Jeff Hulsmeier

Captains: Tiffany Yoskey & Jen Bova

Lady Raider Tournament - Murfreesboro, Tenn. (1st of 5)

8/30 W - vs. Evansville, 30-14, 30-19, 30-28
 8/30 W - at Middle Tennessee State, 28-30, 24-30, 30-27, 30-22, 15-9
 8/31 W - vs. Chicago State, 30-16, 30-14, 30-21
 8/31 W - vs. Western Carolina, 30-22, 30-16, 30-22

Mortar Board Purdue Premier (3rd of 5)

9/6 L - Western Kentucky, 30-22, 23-30, 31-29, 28-30, 15-17
 9/6 W - IPFW, 30-25, 30-26, 26-30, 22-30, 15-11
 9/7 W - Delaware, 30-26, 30-17, 30-25
 9/7 W - Butler, 22-30, 30-28, 30-22, 22-30, 15-12

Hampton Inn/Jayhawk Classic - Lawrence, Kan. (3rd of 4)

9/13 W - vs. Marquette, 31-29, 30-13, 25-30, 26-30, 15-12
 9/13 L - vs. Southeast Missouri State, 31-29, 24-30, 17-30, 25-30
 9/13 L - at Kansas, 19-30, 27-30, 23-30
 9/18 W - Notre Dame, 18-30, 29-31, 30-27, 30-26, 15-6
 9/27 L - #13 Wisconsin, 24-30, 24-30, 25-30
 9/29 L - Northwestern, 23-30, 31-33, 30-28, 30-20, 9-15
 10/2 L - at Illinois, 30-27, 26-30, 27-30, 25-30
 10/5 L - #9 Penn State, 25-30, 21-30, 20-30
 10/11 L - at #6 Minnesota, 21-30, 21-30, 26-30 (FS)
 10/12 L - at Iowa, 27-30, 30-27, 17-30, 27-30
 10/18 L - Ohio State, 30-23, 30-32, 28-30, 25-30
 10/19 L - Indiana, 23-30, 33-31, 30-23, 16-30, 12-15
 10/25 L - at #25 Michigan State, 23-30, 23-30, 19-30
 10/26 L - at Michigan, 19-30, 28-30, 24-30
 10/29 W - IUPUI, 30-18, 30-25, 30-27
 11/1 W - Iowa, 30-23, 28-30, 21-30, 30-28, 15-8
 11/3 L - #7 Minnesota, 30-25, 17-30, 25-30, 25-30
 11/6 L - Illinois, 18-30, 28-30, 31-33
 11/8 L - at #14 Penn State, 15-30, 20-30, 17-30
 11/15 L - at Northwestern, 21-30, 23-30, 32-30, 26-30
 11/16 L - at #14 Wisconsin, 19-30, 16-30, 26-30
 11/22 W - Michigan, 17-30, 36-34, 21-30, 30-24, 15-9
 11/23 L - Michigan State, 15-30, 30-21, 19-30, 25-30
 11/29 L - at Indiana, 23-30, 28-30, 24-30
 11/30 L - at #20 Ohio State, 30-27, 20-30, 23-30, 30-23, 13-15

2003 (14-17)

Big Ten: 7-13 (8th place)

Head Coach: Dave Shondell

Billiken Invitational - St. Louis, Mo. (2nd of 4)

8/29 W - at St. Louis, 24-30, 30-18, 30-25, 30-18
 8/30 W - vs. William & Mary, 30-22, 30-17, 30-15
 8/30 L - vs. Wisconsin-Milwaukee, 20-30, 25-30, 18-30

Rice Invitational - Houston, Texas (2nd of 4)

9/5 W - vs. McNeese State, 30-21, 30-23, 29-31, 32-30
 9/6 W - vs. Duquesne, 30-20, 30-21, 30-21
 9/7 L - at Rice, 30-28, 30-24, 24-30, 29-31, 12-15

Mortar Board Premier - West Lafayette (1st of 4)

9/12 W - vs. Mississippi State, 31-33, 30-26, 30-25, 30-22
 9/13 W - vs. Middle Tennessee State, 30-21, 30-27, 30-19
 9/13 W - vs. Indiana State, 30-19, 30-17, 30-25
 9/17 L - at #18 Notre Dame, 23-30, 17-30, 31-29, 20-30
 9/26 W - Iowa, 30-21, 30-23, 30-17
 9/27 W - #18 Minnesota, 30-25, 25-30, 31-29, 30-24
 10/3 L - at #11 Penn State, 20-30, 20-30, 25-30
 10/4 W - at Ohio State, 27-30, 30-25, 30-22, 30-20
 10/10 W - #16 Michigan State, 33-31, 31-29, 30-22
 10/11 L - Michigan, 21-30, 30-27, 30-20, 22-30, 12-15 (FS)
 10/15 W - Indiana, 30-28, 30-26, 21-30, 30-28
 10/16 L - #23 Wisconsin, 28-30, 19-30, 31-29, 28-30
 10/24 L - at Illinois, 30-22, 23-30, 14-30, 36-34, 11-15
 10/25 L - at Northwestern, 17-30, 30-32, 26-30
 10/28 L - at Butler, 30-28, 30-19, 32-34, 19-30, 11-15
 10/31 L - at Michigan, 30-26, 30-23, 28-30, 15-30, 11-15
 11/1 L - at Michigan State, 30-23, 16-30, 30-32, 23-30
 11/7 L - Ohio State, 23-30, 30-25, 22-30, 23-30
 11/8 L - Penn State, 13-30, 24-30, 23-30
 11/14 L - at #24 Minnesota, 26-30, 28-30, 21-30
 11/15 L - at Iowa, 28-30, 30-26, 25-30, 30-25, 11-15
 11/21 W - Northwestern, 30-19, 25-30, 30-27, 22-30, 18-16
 11/22 L - #20 Illinois, 30-23, 26-30, 20-30, 21-30
 11/26 W - at Indiana, 30-24, 30-28, 28-30, 30-26
 11/29 L - at Wisconsin, 25-30, 26-30, 25-30



(FS) denotes match was televised on Fox Sports Chicago regional.

2004 (17-15)

Big Ten: 9-11 (T6th place)

Head Coach: Dave Shondell

9/1 W - vs. Butler, 28-30, 30-25, 30-21, 30-25

Badger Challenge - Madison, Wis. (1st of 4)

9/3 W - vs. #12 Georgia Tech, 30-27, 30-26, 27-30, 30-28

9/4 W - vs. Missouri, 17-30, 33-31, 25-30, 30-24, 15-9

Lady Vols Classic - Knoxville, Tenn. (3rd of 4)

9/10 W - vs. TennesseeE - Martin, 30-17, 30-18, 30-19

9/11 L - vs. Wake Forest, 22-30, 19-30, 27-30

9/11 L - at Tennessee, 30-28, 23-30, 24-30, 23-30

9/14 W - vs. Valparaiso, 30-16, 30-17, 28-30, 30-26

Mortar Board Premier - West Lafayette (2nd of 4)

9/17 W - vs. Central Michigan, 30-16, 30-17, 28-30, 30-26

9/18 W - vs. East Tennessee State, 30-12, 30-22, 30-16

9/18 L - vs. Kentucky, 30-24, 21-30, 31-33, 30-25, 15-17

9/22 W - vs. Indiana, 30-22, 30-20, 30-12

9/24 W - at #13 Illinois, 30-25, 30-25, 21-30, 30-28

10/1 L - at Michigan, 23-30, 34-32, 29-31, 26-30

10/2 W - at Michigan State, 30-26, 26-30, 28-30, 30-21, 15-6

10/8 L - vs. #6 Penn State, 28-30, 27-30, 26-30 (Purdue TV)

10/9 L - vs. #9 Ohio State, 23-30, 26-30, 24-30 (Purdue TV)

10/15 L - at Northwestern, 22-30, 27-30, 24-30

10/16 L - at Wisconsin, 22-30, 27-30, 30-18, 24-30

10/22 W - vs. Iowa, 30-16, 30-20, 30-19

10/23 L - vs. #2 Minnesota, 16-30, 24-30, 24-30

10/29 L - at #7 Ohio State, 34-36, 23-30, 28-30

10/30 L - at #6 Penn State, 22-30, 19-30, 18-30

11/5 W - vs. Michigan State, 30-22, 29-31, 32-30, 30-20

11/6 L - vs. Michigan, 30-22, 30-21, 25-30, 19-30, 13-15

11/10 W - at Indiana, 30-21, 29-31, 31-33, 30-19, 15-13

11/13 W - vs. #25 Illinois, 25-30, 30-24, 30-32, 31-29

11/19 L - at #5 Minnesota, 24-30, 25-30, 23-30

11/21 W - vs. Iowa, 30-20, 30-19, 31-29

11/26 W - vs. Wisconsin, 26-30, 30-24, 30-25, 30-26

11/27 L - vs. Northwestern, 26-30, 30-24, 30-28, 28-30, 13-15

NCAA Tournament, Colorado Springs, Colo.

12/2 W - at #9 Colorado State, 30-25, 25-30, 30-27, 22-30, 15-12 (HTV)

12/3 L - vs. #2 Hawaii, 31-33, 27-30, 19-30 (HTV)

2005 (25-9)

Big Ten: 12-8 (5th place)

Head Coach: Dave Shondell

8/30 W - vs. Dayton, 30-17, 32-30, 30-21

Nike Invitational - Stockton, Calif. (1st of 4)

9/2 W - vs. St. Louis, 30-21, 30-26, 30-21

9/3 W - vs. Bradley, 30-20, 30-17, 28-30, 30-20

9/3 W - at Pacific, 30-24, 30-28, 24-30, 30-22

9/7 W - at Butler, 30-14, 30-21, 30-21

GlaxoSmithKline Classic - Chapel Hill, N.C. (1st of 4)

9/9 W - at North Carolina, 24-30, 30-23, 30-21, 30-22

9/10 W - vs. South Carolina, 30-24, 30-25, 30-12

9/10 W - vs. Coastal Carolina, 30-14, 30-19, 30-20

Mortar Board Premier - West Lafayette (1st of 4)

9/16 W - vs. Ohio, 30-19, 30-23, 30-20

9/17 W - vs. Xavier, 30-25, 30-21, 30-25

9/17 W - vs. #16 Tennessee, 30-26, 30-22, 30-26

9/23 L - at #16 Ohio State, 25-30, 26-30, 30-28, 23-30 (CSN)

9/24 L - at #4 Penn State, 30-22, 21-30, 30-27, 24-30, 11-15

9/30 L - vs. #8 Wisconsin, 27-30, 29-31, 30-28, 30-14, 9-15

10/2 W - vs. Northwestern, 33-31, 30-18, 30-23

10/7 W - at Michigan State, 30-20, 30-27, 36-34 (Comcast Local)

10/8 W - at Michigan, 30-20, 30-20, 36-34

10/14 W - vs. #9 Minnesota, 16-30, 30-24, 30-24, 30-27

10/15 W - vs. Iowa, 30-25, 30-23, 30-23

10/19 W - vs. Illinois, 30-25, 30-22, 30-23

10/21 W - at Indiana, 31-29, 30-20, 30-19

10/28 W - vs. Michigan, 30-26, 30-23, 30-23

10/29 W - vs. Michigan State, 30-22, 30-24, 30-28

11/4 L - at Northwestern, 30-28, 30-20, 26-30, 27-30, 12-15

11/5 W - at #10 Wisconsin, 30-23, 26-30, 30-28, 30-23 (FS North)

11/11 L - vs. #3 Penn State, 28-30, 22-30, 18-30

11/12 L - vs. #19 Ohio State, 24-30, 24-30, 30-24, 30-22, 11-15

11/16 L - at Illinois, 30-28, 19-30, 24-30, 30-28, 12-15

11/18 W - vs. Indiana, 30-25, 30-26, 30-17

11/25 W - at Iowa, 27-30, 30-21, 30-18, 30-22

11/26 L - at #17 Minnesota, 26-30, 30-28, 27-30, 20-30 (CSN)

NCAA Tournament, Chapel Hill, N.C.

12/2 W - vs. Virginia Commonwealth, 30-27, 30-24, 30-21

12/3 W - vs. College of Charleston, 30-22, 30-20, 30-28

NCAA Tournament, College Station, Texas

12/9 L - vs. #5 Washington, 25-30, 19-30, 20-30

2006 (23-11)

Big Ten: 11-9 (5th place)

Head Coach: Dave Shondell

Mortar Board Premier - West Lafayette (1st of 5)

8/25 W - vs. Bradley, 30-20, 30-21, 30-15

8/25 W - vs. Northern Iowa, 34-32, 30-21, 30-23

8/26 W - vs. Albany, 31-29, 30-18, 30-19

8/26 W - vs. Clemson, 30-25, 30-24, 22-30, 30-19

Mizuno Challenge - Auburn, Ala. (1st of 4)

9/1 W - vs. Virginia Tech, 30-18, 30-22, 27-30, 30-21

9/2 W - vs. Arizona State, 23-30, 30-28, 30-18, 29-31, 16-14

9/2 W - at Auburn, 30-23, 30-24, 30-28

9/6 W - at Dayton, 28-30, 30-21, 30-25, 16-30, 15-11

9/9 W - vs. Western Michigan, 30-23, 30-25, 30-16

9/15 L - at #9 Southern California, 25-30, 30-27, 15-30, 26-30

9/16 W - at #20 Pepperdine, 30-21, 25-30, 30-24, 32-30

9/22 W - at Michigan State, 30-22, 27-30, 30-27, 23-30, 22-20

9/23 W - at #19 Michigan, 25-30, 30-26, 30-26, 26-30, 15-10

9/29 W - vs. #13 Ohio State, 30-26, 27-30, 29-31, 34-32, 15-7 (ESPN2)

9/30 L - vs. #2 Penn State, 12-30, 29-31, 27-30

10/4 W - at Indiana, 30-24, 30-26, 30-27

10/7 W - at Iowa, 28-30, 30-26, 33-31, 28-30, 15-11

10/13 L - at #14 Wisconsin, 12-30, 20-30, 29-31

10/14 L - at #23 Minnesota, 30-28, 26-30, 25-30, 22-30 (ESPN2)

10/20 W - vs. Illinois, 30-16, 30-28, 30-26

10/21 W - vs. Northwestern, 23-30, 32-30, 30-28, 30-23

10/25 W - vs. Indiana, 30-21, 30-22, 30-19

10/27 W - vs. Iowa, 30-25, 32-30, 30-15

11/3 L - at #3 Penn State, 13-30, 15-30, 22-30

11/4 L - at #25 Ohio State, 18-30, 29-31, 29-31

11/10 L - vs. Michigan, 26-30, 28-30, 28-30

11/11 L - vs. Michigan State, 30-28, 29-31, 22-30, 26-30

11/17 W - at Northwestern, 30-32, 30-18, 30-25, 30-24

11/18 W - at Illinois, 30-20, 30-24, 30-26 (CSN)

11/24 L - vs. #10 Minnesota, 22-30, 22-30, 23-30

11/25 L - vs. #11 Wisconsin, 27-30, 22-30, 21-30 (CSN)

NCAA Tournament, West Lafayette

11/30 W - vs. Saint Louis, 30-21, 30-20, 32-30

12/1 W - vs. Kentucky, 30-21, 30-28, 30-26

NCAA Tournament, Seattle, Wash.

12/8 L - vs. #5 Penn State, 24-30, 18-30, 15-30

YEAR-BY-YEAR RESULTS



2007 (19-14)

Big Ten: 11-9 (T3rd place)

Head Coach: Dave Shondell

Duke Invitational - Durham, N.C. (2nd of 4)

8/24 W - vs. Winthrop, 30-18, 30-27, 28-30, 30-15

8/25 W - vs. East Carolina, 30-27, 30-19, 30-20

8/25 L - at #18 Duke, 32-30, 21-30, 20-30, 26-30

Mortar Board Premier - West Lafayette (3rd of 4)

8/31 L - vs. Dayton, 27-30, 24-30, 33-35

9/1 W - vs. North Carolina, 30-28, 28-30, 25-30, 30-25, 15-7

9/1 L - vs. Utah, 30-26, 27-30, 29-31, 30-18, 13-15

Big Orange Bash - Clemson, S.C. (1st of 4)

9/7 W - vs. Furman, 30-28, 30-19, 30-9

9/8 W - vs. Florida A&M, 30-28, 30-23, 30-17

9/8 W - at Clemson, 30-21, 26-30, 28-30, 30-28, 15-12

Big Ten/Pac-10 Challenge - Columbus, Ohio (T2nd of 4)

9/14 W - vs. Oregon, 30-27, 18-30, 30-27, 30-28

9/15 L - vs. #4 Southern California, 17-30, 19-30, 18-30

9/21 L - at #12 Minnesota, 26-30, 28-30, 25-30

9/22 W - at Iowa, 30-20, 30-24, 30-21

9/28 W - vs. Ohio State, 30-26, 30-26, 30-23

9/29 L - vs. #3 Penn State, 18-30, 20-30, 36-38

10/5 L - at #9 Wisconsin, 25-30, 23-30, 19-30

10/8 W - at Illinois, 30-21, 30-22, 20-30, 25-30, 16-14 (BTN)

10/12 W - vs. Northwestern, 22-30, 30-28, 30-21, 30-25

10/13 W - vs. Michigan State, 30-28, 34-32, 30-28

10/17 L - at Indiana, 29-31, 30-21, 25-30, 26-30 (BTN)

10/20 W - at #15 Michigan, 31-29, 30-27, 29-31, 30-20

10/26 L - vs. Illinois, 26-30, 28-30, 28-30

10/27 L - vs. #8 Wisconsin, 14-30, 19-30, 30-26, 23-30

11/2 L - at #1 Penn State, 24-30, 14-30, 28-30 (ESPN2)

11/4 W - at Ohio State, 30-24, 30-25, 23-30, 30-28

11/9 W - vs. Iowa, 33-31, 30-14, 30-20

11/10 L - vs. Minnesota, 24-30, 30-24, 29-31, 26-30

11/14 W - vs. Indiana, 16-30, 30-23, 30-26, 30-24 (BTN)

11/16 W - vs. Michigan, 30-25, 21-30, 31-29, 30-28

11/23 L - at Michigan State, 19-30, 24-30, 25-30

11/24 W - at Northwestern, 29-31, 30-21, 30-28, 30-24

NCAA Tournament, Athens, Ohio

11/30 W - at #19 Ohio, 25-30, 30-24, 30-22, 30-23

12/1 L - vs. #17 Cal Poly, 12-30, 14-30, 27-30

2008 (26-9)

Big Ten: 13-7 (4th place)

Head Coach: Dave Shondell

Mortar Board Premier - West Lafayette (1st of 4)

8/29 W - vs. Duke, 25-19, 25-22, 16-25, 25-23

8/30 W - vs. Tennessee State, 25-14, 27-25, 25-20

8/30 W - vs. #14 Kansas State, 25-23, 22-25, 25-23, 25-18

Active Ankle Challenge - Muncie, Ind. (1st of 4)

9/5 W - vs. Tennessee Tech, 25-21, 25-16, 25-18

9/6 W - vs. Southern Illinois, 25-14, 25-21, 25-11

9/6 W - at Ball State, 25-14, 25-17, 25-21

Utah Classic - Salt Lake City, Utah (1st of 4)

9/12 W - vs. Saint Louis, 25-14, 23-25, 25-21, 25-22

9/13 L - vs. Utah State, 24-26, 26-28, 25-12, 25-22, 10-15

9/13 W - at Utah, 25-22, 21-25, 19-25, 25-19, 15-12

Dayton Invitational - Dayton, Ohio (1st of 4)

9/19 W - at Dayton, 25-17, 24-26, 8-25, 25-23, 15-11

9/20 W - vs. Louisville, 27-25, 25-18, 25-22

9/20 W - vs. Miami (Ohio), 25-16, 25-15, 25-15

9/26 L - at #1 Penn State, 12-25, 15-25, 21-25

9/27 W - at Indiana, 23-25, 25-23, 25-19, 23-25, 15-11

10/3 W - vs. Iowa, 25-22, 25-23, 25-22

10/4 L - vs. #13 Minnesota, 14-25, 16-25, 19-25

10/10 L - at #23 Michigan, 25-22, 23-25, 27-29, 21-25 (ESPN2)

10/12 W - at Ohio State, 20-25, 25-21, 25-22, 25-18

10/17 W - vs. #19 Wisconsin, 22-25, 25-21, 27-29, 25-16, 15-9

10/18 W - vs. Northwestern, 25-19, 25-20, 25-23

10/22 L - at #19 Illinois, 18-25, 20-25, 21-25 (BTN)

10/25 W - at Michigan State, 19-25, 25-19, 25-16, 22-25, 15-12

10/31 W - vs. Ohio State, 25-18, 25-22, 25-18

11/1 W - vs. #18 Michigan, 21-25, 26-28, 25-17, 25-18, 15-12 (BTN)

11/7 L - at #17 Minnesota, 21-25, 21-25, 15-25

11/8 W - at Iowa, 27-25, 25-23, 25-16

11/14 W - vs. Indiana, 25-21, 13-25, 25-19, 22-25, 15-12

11/15 L - vs. #1 Penn State, 20-25, 21-25, 15-25 (BTN)

11/19 L - vs. #16 Illinois, 15-25, 25-22, 21-25, 22-25 (BTN)

11/21 W - vs. Michigan State, 25-19, 25-22, 25-17

11/28 W - at Northwestern, 22-25, 25-22, 25-22, 21-25, 15-13

11/29 W - at Wisconsin, 25-21, 25-22, 21-25, 19-25, 15-13

NCAA Tournament, West Lafayette

12/5 W - vs. Louisville, 25-22, 21-25, 29-27, 23-25, 16-14

12/6 W - vs. Middle Tennessee State, 25-18, 24-26, 25-18, 22-25, 15-8

NCAA Tournament, Fort Collins, Colo.

12/12 L - vs. #6 Hawai'i, 25-18, 22-25, 23-25, 20-25

2009 (14-17)

Big Ten: 6-14 (7th place)

Head Coach: Dave Shondell

Mortar Board Premier - West Lafayette (2nd of 4)

8/28 W - vs. Ball State, 25-19, 25-18, 25-17

8/29 W - vs. Coastal Carolina, 25-14, 25-16, 25-21

L - vs. Dayton, 23-25, 20-25, 25-17, 25-22, 11-15

Baylor Classic - Waco, Texas

9/4 W - vs. UTSA, 25-16, 25-21, 25-16

9/5 W - vs. Central Florida, 25-20, 20-25, 25-19, 22-25, 15-13

L - at Baylor, 25-21, 20-25, 23-25, 25-23, 13-15

Kansas State Invitational - Manhattan, Kan.

9/11 W - vs. Portland, 25-21, 25-23, 25-16

9/12 L - vs. #17 Kentucky, 18-25, 18-25, 25-17, 23-25

W - vs. #21 Kansas State, 26-24, 22-25, 25-15, 20-25, 15-12

Active Ankle Challenge - West Lafayette

9/18 W - vs. Ohio, 27-25, 25-23, 25-22

9/19 W - vs. Louisville, 25-19, 25-12, 25-23

9/25 W - vs. #16 Michigan State, 25-14, 25-21, 19-25, 25-21

9/27 L - vs. #8 Michigan, 25-17, 23-25, 25-15, 20-25, 13-15

9/30 L - vs. Indiana, 22-25, 17-25, 25-17, 25-17, 13-15 (BTN)

10/2 L - vs. #8 Minnesota, 18-25, 22-25, 24-26

10/9 L - at #12 Illinois, 26-24, 21-25, 26-24, 18-25, 9-15 (ESPN2)

10/10 L - at Northwestern, 18-25, 25-17, 23-25, 25-20, 6-15

10/16 W - vs. Wisconsin, 16-25, 25-23, 25-21, 25-21

10/17 W - vs. Iowa, 25-23, 25-12, 25-22

10/23 L - at Ohio State, 19-25, 25-23, 24-26, 18-25

10/24 L - at #1 Penn State, 13-25, 15-25, 12-25 (BTN)

10/30 L - vs Northwestern, 23-25, 22-25, 25-17, 25-23, 14-16

10/31 L - vs #6 Illinois, 21-25, 19-25, 14-25

11/4 W - at Indiana, 20-25, 25-23, 25-20, 25-19 (BTN)

11/8 L - at #12 Minnesota, 22-25, 22-25, 17-25 (BTN)

11/13 L - at #14 Michigan, 17-25, 24-26, 25-22, 25-22, 16-18

11/14 L - at Michigan State, 23-25, 21-25, 18-25

11/20 L - vs. #1 Penn State, 31-29, 17-25, 17-25, 20-25

11/21 W - vs Ohio State, 28-26, 25-23, 16-25, 27-25

11/27 L - at Iowa, 20-25, 21-25, 25-18, 25-16, 14-16

11/28 W - at Wisconsin, 25-23, 25-19, 15-25, 20-25, 15-11



2010 (24-11)

Big Ten: 12-8 (T4th place)

Head Coach: Dave Shondell

Mortar Board Premier - West Lafayette (1st of 4)

8/27 W - vs. Western Kentucky, 25-20, 25-20, 25-18

8/28 W - vs. Central Michigan, 25-16, 25-11, 25-8

L - vs. #24 Northern Iowa, 25-18, 21-25, 25-22, 23-25, 17-19

Pitt Invitational - Pittsburgh, Pa.

9/3 W - vs. Lipscomb, 25-15, 25-18, 25-23

9/4 W - at Pittsburgh, 25-18, 25-13, 25-20

W - vs. Tulane, 25-18, 25-27, 25-14, 26-24

Active Ankle ChallengeE - West Lafayette

9/10 W - vs. Duquesne, 25-10, 25-13, 25-22

9/11 W - vs. Connecticut, 25-12, 25-21, 25-14

W - vs. Belmont, 25-16, 25-18, 25-18

Big East/Big Ten Challenge - Louisville, Ky.

9/17 W - at Louisville, 25-21, 15-25, 25-18, 25-17

9/18 L - vs. Cincinnati, 24-26, 22-25, 20-25

9/22 W - at Indiana, 23-25, 26-24, 25-23, 28-26 (BTN)

9/25 L - vs. Northwestern, 25-21, 22-25, 20-25, 25-20, 12-15

10/1 L - at #17 Minnesota, 14-25, 24-26, 25-23, 21-25

10/3 W - at Iowa, 25-12, 25-14, 25-23

10/8 W - vs. #4 Penn State, 21-25, 18-25, 25-16, 25-18, 15-11

10/9 W - vs. Ohio State, 25-22, 25-18, 26-24

10/15 L - at #8 Illinois, 19-25, 23-25, 25-16, 12-25

10/17 L - at Wisconsin, 22-25, 25-21, 16-25, 17-25

10/22 W - vs. Michigan State, 25-23, 25-17, 25-19

10/23 L - vs. #13 Michigan, 19-25, 19-25, 25-21, 25-16, 12-15 (BTN)

10/29 W - at Ohio State, 25-23, 23-25, 20-25, 25-17, 15-11

10/30 L - at #9 Penn State, 16-25, 21-25, 25-23, 23-25

11/5 W - vs. Iowa, 25-15, 25-16, 25-13

11/6 L - at #19 Minnesota, 18-25, 25-21, 29-31, 22-25

11/10 W - vs. Indiana, 29-27, 25-23, 25-18 (BTN)

11/12 W - vs. #24 Northwestern, 25-22, 16-25, 26-24, 24-26, 15-10

11/19 L - at #20 Michigan, 15-25, 16-25, 25-23, 26-28

11/20 W - at Michigan State, 22-25, 25-20, 27-25, 13-25, 15-8

11/26 W - vs. Wisconsin, 25-22, 25-20, 25-20

11/27 W - vs. #10 Illinois, 25-19, 25-27, 25-19, 28-26

NCAA Tournament, West Lafayette

12/3 W - vs. Kentucky, 25-18, 24-26, 25-17, 25-18

12/4 W - vs. Louisville, 26-24, 25-23, 18-25, 25-15

NCAA Tournament, Austin, Texas

12/10 W - vs. #1 Florida, 28-26, 25-15, 25-19 (Sun Sports)

12/11 L - vs. #6 Texas, 25-18, 16-25, 15-25, 25-27 (ESPN U)

2011 (29-5)

Big Ten: 16-4 (T2nd place)

Head Coach: Dave Shondell

Mortar Board Premier - West Lafayette (1st of 4)

8/26 W - vs. Baylor, 25-14, 25-22, 25-17

8/27 W - vs. VCU, 25-8, 25-20, 25-18

W - vs. College of Charleston, 26-24, 25-14, 25-14

Denver Invitational - Denver, Colo.

9/2 W - at Air Force, 25-20, 25-20, 25-11

9/3 W - vs. Bryant University, 25-15, 25-16, 25-16

W - at Denver, 25-17, 17-25, 25-21, 25-19

Active Ankle ChallengeE - West Lafayette

9/9 W - vs. Jacksonville State, 25-16, 25-15, 25-16

9/10 W - vs. Western Carolina, 25-11, 25-17, 25-16

W - vs. Ball State, 23-25, 25-17, 25-17, 25-9

Big East/Big Ten Challenge - Champaign, Ill.

9/16 W - vs. Louisville, 21-25, 25-19, 25-18, 16-25, 15-10

9/17 W - vs. Cincinnati, 25-15, 25-16, 25-18

9/23 W - vs. Michigan State, 25-18, 25-23, 25-18 (BTN)

9/24 W - vs. #18 Michigan, 26-24, 26-24, 25-15

9/28 W - at Northwestern, 23-25, 25-18, 25-19, 25-20 (BTN)

10/1 L - at #1 Illinois, 24-26, 20-25, 25-23, 23-25

10/7 L - at #6 Nebraska, 22-25, 25-20, 14-25, 22-25

10/8 W - at Iowa, 25-19, 25-13, 25-21

10/14 L - vs. #9 Penn State, 30-32, 25-16, 19-25, 19-25

10/15 W - vs. #24 Ohio State, 25-16, 18-25, 25-20, 25-16

10/19 W - vs. Indiana, 25-13, 30-32, 25-23, 23-25, 15-6

10/22 W - vs. #14 Minnesota, 25-16, 20-25, 25-19, 25-14

10/28 W - at #22 Michigan, 20-25, 25-14, 20-25, 25-22, 18-16

10/29 W - at Michigan State, 14-25, 25-19, 25-18, 25-22

11/2 W - vs. #5 Illinois, 21-25, 25-22, 26-24, 25-21 (BTN)

11/5 W - vs. Northwestern, 25-17, 25-15, 25-14

11/10 W - vs. Iowa, 22-25, 22-25, 25-15, 25-15, 15-6

11/12 W - vs. #2 Nebraska, 25-19, 25-19, 25-16

11/18 W - at #25 Ohio State, 25-21, 25-21, 28-26

11/19 L - at #12 Penn State, 25-22, 18-25, 15-25, 18-25

11/23 W - at Indiana, 22-25, 25-19, 25-16, 25-16

11/27 W - at Wisconsin, 25-11, 25-22, 25-19

NCAA Tournament, West Lafayette

12/2 W - vs. Morehead State, 25-16, 25-15, 25-23,

12/3 W - vs. Louisville, 25-14, 26-28, 25-11, 25-16

NCAA Tournament, Minneapolis, Minn.

12/9 L - vs. #21 Florida State, 23-25, 25-21, 20-25, 19-25 (ESPN3)

2012 (23-11)

Big Ten: 12-8 (5th place)

Head Coach: Dave Shondell

Mortar Board Premier - West Lafayette (1st of 4)

8/24 W - vs. #21 Northern Iowa, 25-23, 25-23, 25-18

8/25 W - vs. George Washington, 25-12, 25-12, 25-16

W - vs. Pittsburgh, 25-16, 25-23, 25-6

LSU Tiger Classic - Houston, Texas

8/31 L - vs. #12 Washington, 21-25, 17-25, 9-25

W - at Rice, 23-25, 25-13, 27-29, 25-21, 15-9

9/1 W - vs. LSU, 25-20, 25-19, 25-20

Big Ten/Big East Challenge - Cincinnati

9/7 L - vs. #24 Louisville, 21-25, 17-25, 23-25

9/8 W - at Cincinnati, 25-18, 24-26, 25-21, 25-10

Active Ankle Challenge - West Lafayette (Mackey Arena)

9/14 W - vs. Jacksonville State, 25-16, 22-25, 25-19, 25-6

W - vs. UAB, 25-17, 25-13, 25-11

9/15 W - vs. Bowling Green, 25-17, 25-12, 25-22

9/21 W - at #25 Michigan State, 18-25, 25-19, 24-26, 25-21, 17-15

9/22 W - at Michigan, 23-25, 25-17, 23-25, 25-18, 15-10

9/28 W - vs. Northwestern, 25-18, 25-18, 21-25, 25-22

9/29 W - vs. #21 Illinois, 25-20, 22-25, 25-20, 10-25, 15-7 (BTN)

10/5 L - vs. #4 Nebraska, 23-25, 16-25, 22-25 (BTN)

10/6 L - vs. Iowa, 23-25, 23-25, 18-25

10/12 L - at #1 Penn State, 19-25, 16-25, 16-25 (BTN)

10/13 W - at #19 Ohio State, 25-19, 25-15, 20-25, 25-23

10/16 L - at Indiana, 22-25, 23-25, 25-15, 21-25 (BTN)

10/20 L - at #10 Minnesota, 21-25, 18-25, 25-16, 17-25

10/26 W - vs. Michigan, 25-23, 25-19, 25-17 (BTN)

10/27 W - vs. Michigan State, 16-25, 25-23, 32-30, 18-25, 15-11

10/31 W - at Illinois, 26-24, 20-25, 21-25, 25-20, 15-9 (BTN)

11/3 W - at Northwestern, 25-17, 25-17, 25-17

11/8 W - at Iowa, 25-20, 25-11, 25-21

11/10 L - at #9 Nebraska, 25-21, 16-25, 25-23, 19-25, 10-15

11/16 L - vs. #15 Ohio State, 19-25, 27-29, 21-25

11/17 L - vs. #2 Penn State, 16-25, 25-22, 19-25, 21-25

11/21 W - vs. Indiana, 25-21, 25-20, 25-23

11/23 W - vs. Wisconsin, 25-14, 24-26, 25-14, 25-22

YEAR-BY-YEAR RESULTS



NCAA Tournament, Tallahassee, Fla.

11/30 W - vs. Colorado State, 25-20, 25-18, 25-19

12/1 W - at #12 Florida State, 25-20, 21-25, 25-21, 23-25, 15-11

NCAA Tournament, West Lafayette (Mackey Arena)

12/7 L - vs. #11 Minnesota, 25-23, 24-26, 23-25, 21-25 (ESPN3)

2013 (23-12)

Big Ten: 12-8 (5th place)

Head Coach: Dave Shondell

Mortar Board Premier - West Lafayette

8/30 L - vs. #4 USC, 25-21, 19-25, 21-25, 16-25

8/31 W - vs. Alabama A&M, 25-12, 25-19, 25-13

8/31 L - vs. #21 Western Kentucky, 25-16, 24-26, 19-25, 25-19, 8-15

Golden Dome Invitational - South Bend, Ind.

9/6 E - Dabrowa (Poland) 23-25, 30-28, 17-25, 16-25

9/7 W - at Notre Dame, 21-25, 25-22, 20-25, 25-13, 15-10

9/8 W - vs. Bowling Green, 27-25, 25-23, 25-16

USF Invitational - Tampa, Fla.

9/13 W - vs. FAU, 25-11, 25-15, 25-20

9/14 W - vs. Pittsburgh, 25-13, 21-25, 25-18, 17-25, 15-11

9/14 W - at USF, 25-12, 25-21, 25-19

Active Ankle Challenge - West Lafayette

9/20 W - vs. Syracuse, 25-15, 25-15, 25-17

9/21 W - vs. Northern Kentucky, 20-25, 25-11, 25-8, 25-13

9/21 W - vs. FIU, 25-14, 25-16, 25-21

9/27 L - at Wisconsin, 23-25, 17-25, 23-25

9/29 L - at #9 Minnesota, 22-25, 21-25, 19-25

10/4 W - vs. #12 Ohio State, 25-23, 25-15, 25-21

10/5 L - vs. #5 Penn State, 25-16, 21-25, 16-25, 25-22, 8-15

10/11 W - vs. Illinois, 29-31, 25-23, 25-17, 25-23

10/12 L - vs. Northwestern, 25-13, 23-25, 27-29, 25-21, 19-21 (BTN)

10/18 W - at Iowa, 25-18, 25-14, 25-17

10/19 W - at #8 Nebraska, 25-20, 25-22, 19-25, 25-20

10/22 W - vs. Indiana, 25-22, 25-19, 25-19 (BTN)

10/26 W - at #17 Michigan, 25-20, 13-25, 25-22, 25-20

11/1 L - vs. #10 Minnesota, 25-17, 18-25, 23-25, 25-21, 10-15

11/2 W - vs. #15 Wisconsin, 24-26, 25-21, 26-24, 31-33, 17-15

11/8 L - at #2 Penn State, 18-25, 22-25, 21-25

11/9 L - at Ohio State, 25-20, 23-25, 23-25, 22-25

11/15 L - at Northwestern, 25-27, 25-14, 22-25, 18-25

11/16 L - at #25 Illinois, 18-25, 18-25, 21-25

11/22 W - vs. #6 Nebraska, 26-24, 25-21, 25-16

11/23 W - vs. Iowa, 25-14, 25-18, 21-25, 25-21

11/27 W - at Indiana, 25-17, 25-22, 25-19

11/30 W - vs. #19 Michigan State, 19-25, 25-20, 25-22, 22-25, 18-16

NCAA Tournament, Columbia, Mo.

12/6 W - vs. Central Arkansas, 25-15, 25-17, 25-13

12/7 W - at #4 Mizzou, 25-18, 23-25, 25-16, 27-25

NCAA Tournament, Champaign, Ill.

12/13 W - at #18 Illinois, 28-26, 25-20, 25-19 (ESPN3)

12/14 L - vs. #13 Wisconsin, 22-25, 25-23, 18-25, 21-25 (ESPNU)

2014 (22-10)

Big Ten: 11-9 (5th place)

Head Coach: Dave Shondell

Mortar Board Premier - West Lafayette

8/29 W - vs. USF, 25-17, 25-22, 25-23

8/29 W - vs. #14 San Diego, 25-22, 25-21, 25-20

8/31 W - vs. LSU, 25-17, 34-32, 25-22

KSU Owls Invitational - Kennesaw, Ga.

9/5 W - vs. UNC Asheville, 25-13, 25-20, 25-12

9/6 W - vs. Elon, 25-20, 25-19, 25-18

9/6 W - at Kennesaw State, 25-23, 25-14, 25-13

Holiday Inn University Plaza Invitational - Bowling Green, Ky.

9/12 W - vs. Austin Peay, 25-23, 25-17, 25-14

9/12 L - at WKU, 27-29, 20-25, 25-21, 25-13, 14-16

9/13 W - vs. Western Michigan, 25-14, 19-25, 25-17, 25-12

Active Ankle Challenge - West Lafayette

9-19 L - vs. Saint Louis, 20-25, 25-13, 24-26, 25-21, 13-15

9/19 W - vs. Morehead State, 25-19, 25-14, 25-12

9/20 W - vs. Notre Dame, 25-15, 25-23, 25-16

9/26 W - Michigan, 18-25, 25-17, 25-21, 22-25, 15-9

9/27 W - Michigan State, 25-22, 25-22, 26-28, 25-23

10/3 W - at Rutgers, 25-20, 25-14, 25-23

10/5 W - at Maryland, 24-26, 25-20, 25-16, 25-16

10/8 W - vs. Indiana, 25-22, 25-21, 25-14

10/11 W - at Indiana, 25-15, 25-27, 25-8, 25-23

10/17 L - at #7 Penn State, 24-26, 25-23, 25-22, 23-25, 9-15 (BTN)

10/18 W - vs. #22 Ohio State, 25-19, 25-17, 23-25, 17-25, 15-9

10/24 W - at Northwestern, 20-25, 20-25, 25-23, 28-26, 15-11

10/25 L - at #10 Illinois, 20-25, 24-26, 28-26, 24-26 (BTN)

10/29 L - vs. #4 Wisconsin, 26-28, 16-25, 19-25 (BTN)

11/1 W - vs. Minnesota, 25-20, 25-22, 25-20 (BTN)

11/5 L - at #13 Nebraska, 21-25, 22-25, 20-25 (BTN)

11/8 L - at Iowa, 16-25, 23-25, 25-23, 19-25

11/12 W - vs. Maryland, 25-15, 25-18, 25-17

11/15 W - vs. Northwestern, 25-21, 25-17, 25-17

11/19 W - vs. Rutgers, 25-16, 25-21, 25-17

11/22 L - at Minnesota, 21-25, 17-25, 16-25

11/26 L - at Michigan State, 23-25, 19-25, 21-25

11/28 L - at #2 Wisconsin, 18-25, 19-25, 15-25

2015 (23-10)

Big Ten: 13-7 (5th place)

Head Coach: Dave Shondell

Mortar Board Premier - West Lafayette

8/28 W - vs. VCU, 25-21, 25-18, 25-21

8/29 W - vs. Austin Peay, 25-10, 25-22, 25-19

8/29 W - vs. Ohio, 26-24, 25-14, 25-14

Marcia E. Hamilton Classic - Saint Louis, Mo.

9/4 W - vs. Arkansas-Pine Bluff, 25-9, 25-12, 25-10

9/5 L - vs. #12 BYU, 17-25, 21-25, 20-25

9/5 W - at Saint Louis, 25-23, 25-18, 23-25, 25-22

LSU Tournament - Baton Rouge, La.

9/11 W - at LSU, 25-10, 25-21, 25-17

9/12 L - vs. Miami (Fla.), 19-25, 19-25, 26-24, 26-24, 13-15

Boiler Box Challenge - West Lafayette

9/18 W - vs. South Dakota, 26-24, 25-19, 25-21

9/18 W - vs. Ball State, 26-24, 25-21, 25-14

9/19 W - vs. Notre Dame, 25-12, 24-26, 28-26, 25-16

9/25 W - at #22 Michigan, 25-23, 25-19, 25-18

9/26 W - at Michigan State, 18-25, 25-14, 26-24, 25-23

10/2 W - vs. Rutgers, 25-17, 25-22, 25-14

10/3 W - vs. Maryland, 25-19, 18-25, 25-17, 25-23

10/7 W - at Indiana, 25-22, 25-14, 25-18

10/10 W - vs. Indiana, 25-22, 25-15, 25-20

10/16 L - at #7 Ohio State, 15-25, 27-25, 26-24, 23-25, 9-15

10/17 L - at #5 Penn State, 18-25, 17-25, 17-25

10/23 W - vs. Northwestern, 25-14, 25-18, 25-17

10/25 W - vs. #18 Illinois, 24-26, 22-25, 25-22, 25-22, 15-11

10/30 L - at #12 Wisconsin, 18-25, 25-19, 20-25, 22-25

11/1 L - at #4 Minnesota, 20-25, 21-25, 25-21, 14-25

11/4 L - vs. #8 Nebraska, 28-30, 20-25, 17-25

11/7 W - vs. Iowa, 24-26, 25-19, 23-25, 25-20, 15-8

11/11 W - at Maryland, 25-22, 22-25, 25-22, 25-15

11/15 W - at Northwestern, 25-21, 25-19, 17-25, 25-19

11/18 W - at Rutgers, 25-22, 25-12, 25-27, 26-24



11/21 W - vs. #3 Minnesota, 25-22, 25-19, 32-34, 19-25, 15-9
 11/25 L - vs. Michigan State, 21-25, 25-22, 23-25, 25-20, 13-15
 11/28 L - vs. #10 Wisconsin, 22-25, 19-25, 19-25
 NCAA Tournament, Austin, Texas
 12/3 W - vs. SMU, 25-27, 25-17, 28-26, 25-16
 12/4 L - at Texas, 14-25, 25-14, 19-25, 25-27

2016 (19-14)

Big Ten: 8-12 (10th place)
 Head Coach: Dave Shondell
 Mortar Board Premier - West Lafayette
 8/26 W - vs. Wyoming, 29-27, 25-16, 25-17
 8/26 W - vs. Washington State, 28-26, 25-20, 19-25, 25-21
 8/27 L - vs. #24 Kentucky, 20-25, 18-25, 26-24, 25-21, 18-20
 Shamrock Invitational - South Bend, Ind.
 9/2 W - vs. Howard, 25-14, 25-20, 25-20
 9/3 W - vs. Coastal Carolina, 25-19, 25-23, 25-11
 9/3 W - at Notre Dame, 25-21, 24-26, 25-16, 25-16
 Stanford Invitational - Palo Alto, Calif.
 9/9 W - at #9 Stanford, 31-33, 12-25, 25-23, 28-26, 15-11
 9/10 W - vs. Cal Poly, 27-25, 25-21, 14-25, 25-21
 Stacey Clark Classic - West Lafayette
 9/16 W - vs. Southeastern Louisiana, 25-15, 25-11, 25-17
 9/16 W - vs. #4 Kansas, 25-21, 24-26, 25-19, 25-14
 9/17 W - vs. Xavier, 25-21, 25-21, 25-11
 9/21 L - vs. Illinois, 25-21, 20-25, 23-25, 27-25, 11-15
 9/24 W - vs. Indiana, 25-15, 25-17, 25-18
 9/30 L - vs. #3 Wisconsin, 25-21, 20-25, 25-18, 21-25, 9-15
 10/2 L - vs. #2 Minnesota, 18-25, 18-25, 23-25
 10/7 L - at Iowa, 22-25, 27-25, 25-20, 21-25, 13-15
 10/9 L - at #3 Nebraska, 17-25, 13-25, 17-25
 10/14 L - vs. #10 Penn State, 18-25, 17-25, 17-25
 10/15 W - vs. Rutgers, 25-14, 25-18, 26-24
 10/21 L - at Northwestern, 19-25, 25-18, 19-25, 26-28
 10/22 W - at #22 Illinois, 14-25, 25-22, 19-25, 25-16, 15-11
 10/28 W - vs. #13 Michigan, 25-19, 20-25, 25-15, 25-17
 10/29 L - vs. #15 Michigan State, 25-20, 21-25, 16-25, 18-25
 11/2 W - vs. Maryland, 25-23, 25-15, 16-25, 28-26
 11/5 L - at #3 Wisconsin, 22-25, 24-26, 25-22, 25-16, 10-15
 11/9 L - at #15 Michigan State, 28-30, 22-25, 19-25
 11/12 W - vs. Iowa, 21-25, 25-19, 25-22, 25-16
 11/16 W - at Indiana, 21-25, 25-15, 25-15, 18-25, 15-7
 11/19 L - at #15 Penn State, 17-25, 21-25, 19-25
 11/23 W - at Maryland, 25-18, 24-26, 25-17, 22-25, 15-9
 11/25 L - at Ohio State, 21-25, 25-19, 25-16, 20-25, 17-19
 NCAA Tournament, Columbia, Mo.
 12/1 W - vs. Iowa State, 26-24, 25-21, 25-13
 12/2 L - at #18 Mizzou, 13-25, 25-22, 16-25, 21-25

2017 (23-10)

Big Ten: 12-8 (Tied for 5th)
 Head Coach: Dave Shondell
 Mortar Board Premier - West Lafayette
 8/25 W - vs. Oral Roberts, 25-15, 25-13, 25-20
 8/25 W - vs. Cleveland State, 25-21, 25-21, 25-18
 8/26 W - vs. Alabama, 25-21, 25-12, 25-14
 Wyoming Invitational - Laramie, Wyo.
 9/1 W - vs. Jacksonville, 25-14, 25-14, 25-19
 9/2 W - vs. Eastern Michigan, 25-14, 25-15, 25-19
 9/2 W - at Wyoming, 18-25, 25-19, 22-25, 25-20, 15-7
 Kansas Invitational - Lawrence, Kan.
 9/8 W - vs. #9 Creighton, 25-21, 25-15, 22-25, 27-25
 9/8 L - at #7 Kansas, 18-25, 17-25, 25-18, 19-25

9/9 W - vs. Belmont, 25-13, 25-17, 25-19
 Stacey Clark Classic - West Lafayette
 9/15 W - vs. Miami (Ohio), 25-21, 25-16, 25-19
 9/17 W - vs. Loyola, 25-13, 25-17, 25-11
 9/20 W - vs. Northwestern, 25-18, 25-20, 25-18
 9/23 L - vs. Ohio State, 19-25, 22-25, 34-32, 23-25
 9/27 W - vs. Indiana, 25-16, 25-14, 25-15
 9/30 W - at Indiana, 25-23, 25-13, 25-19
 10/6 W - at Illinois, 25-23, 25-19, 25-19
 10/8 W - at Northwestern, 27-25, 25-13, 25-23
 10/11 L - at #6 Minnesota, 17-25, 21-25, 23-25
 10/14 L - vs. #4 Nebraska, 16-25, 25-22, 14-25, 18-25
 10/20 L - vs. #1 Penn State, 22-25, 14-25, 25-21, 10-25
 10/21 W - vs. Rutgers, 25-11, 25-21, 25-16
 10/27 W - at Ohio State, 25-16, 25-17, 25-22
 10/29 L - at Maryland, 23-35, 25-23, 21-25, 27-25, 15-17
 11/3 L - #6 Nebraska, 22-25, 25-21, 24-26, 23-25
 11/5 W - at Iowa, 25-20, 19-25, 23-25, 26-24, 15-9
 11/10 W - at #5 Minnesota, 25-23, 25-21, 28-26, 25-14
 11/11 W - vs. #10 Wisconsin, 25-19, 25-21, 25-20
 11/15 W - at Rutgers, 25-19, 25-11, 25-18
 11/18 L - at Michigan, 25-23, 22-25, 22-25, 22-25
 11/22 L - vs. Michigan, 23-25, 25-22, 28-30, 20-25
 11/24 W - vs. #10 Michigan State, 20-25, 25-23, 25-20, 25-21
 NCAA Tournament, Salt Lake City, Utah
 11/30 W - vs. High Points, 21-25, 25-14, 25-22, 25-12
 12/1 L - at #13 Utah, 23-25, 19-15, 25-13, 25-27

2018 (24-9)

Big Ten: 12-8 (6th)
 Head Coach: Dave Shondell
 Purdue Reamer Club Xtra Special Volleyball Premier - West Lafayette
 8/24 W - vs. Wofford, 25-15, 25-18, 25-17
 8/24 W - vs. Bowling Green, 25-16, 25-15, 25-20
 8/25 W - vs. Tulsa, 25-9, 25-11, 25-23
 9/1 W - vs. Oakland, 25-23, 25-14, 14-25, 25-14
 9/2 W - Notre Dame, 25-22, 25-21, 23-25, 25-20
 Stacey Clark Classic - West Lafayette
 9/7 W - vs. Xavier, 25-17, 26-28, 25-13, 25-16
 9/7 W - vs. Lipscomb, 25-23, 25-18, 25-12
 9/8 W - at Louisville, 25-23, 17-25, 28-26, 13-25, 15-10

Crimson-White Tournament - Tuscaloosa, Alabama
 9/14 W - vs. Southern Miss, 27-29, 26-24, 25-16, 23-25, 21-19
 9/14 W - at #25 Alabama, 25-22, 25-19, 25-15
 9/15 W - vs. South Alabama, 24-26, 25-13, 23-25, 25-14, 15-7
 9/21 L - vs. #8 Illinois, 19-25, 25-23, 23-25, 24-26
 9/22 W - vs. Northwestern, 22-25, 25-13, 25-22, 25-19
 9/26 W - at Maryland, 15-25, 25-21, 25-23, 25-21
 9/29 L - vs. #5 Wisconsin, 23-25, 19-25, 24-26
 10/5 L - at #16 Michigan, 15-25, 16-25, 14-25
 10/6 W - at Michigan State, 15-25, 25-12, 25-19, 25-17
 10/10 L - vs. #9 Penn State, 28-26, 24-26, 22-25, 21-25
 10/13 W - at Iowa, 25-18, 20-25, 19-25, 25-22, 15-10
 10/19 W - vs. Maryland, 25-21, 23-25, 25-20, 25-13
 10/21 W - vs. Ohio State, 25-17, 25-22, 25-13
 10/26 W - at Rutgers, 25-21, 23-25, 25-23, 25-13
 10/27 W - at #4 Penn State, 11-25, 22-25, 25-23, 25-22, 20-18
 10/31 W - vs. Michigan State, 25-18, 19-25, 25-18, 25-19
 11/3 W - vs. Indiana, 25-22, 22-25, 25-18, 23-25, 15-12
 11/9 L - at #8 Wisconsin, 25-16, 25-22, 23-25, 14-25, 10-15

YEAR-BY-YEAR RESULTS



11/10 L - at #3 Minnesota, 10-25, 23-25, 19-25
11/16 L - vs. #8 Nebraska, 22-25, 20-25, 25-22, 17-25
11/17 W - vs. Iowa, 22-25, 25-23, 25-20, 22-25, 15-11
11/21 W - at Indiana, 25-23, 25-22, 20-25, 17-25, 15-10
11/24 L - at #8 Illinois, 18-25, 25-23, 22-25, 15-25

NCAA Tournament, Lexington, Kentucky

11/30 W - vs. ETSU, 25-23, 25-7, 25-18
12/1 L - at #10 Kentucky, 20-25, 21-25, 14-25



1982	1986	2007	2012	2015
Preseason 14	Preseason 16	Preseason 13	Preseason 9	Aug. 31 24
Sept. 20 13	Sept. 9 17	Aug. 27 17	Aug. 27 7	Sept. 7 20
Oct. 5 12	Sept. 16 18		Sept. 3 11	Sept. 14 22
Oct. 18 12	Sept. 23 20	2008	Sept. 10 14	Sept. 21 20
Nov. 1 10	Sept. 30 20	Preseason 25	Sept. 17 17	Sept. 28 18
Nov. 15 10		Sept. 1 18	Sept. 24 13	Oct. 5 19
Nov. 29 9	1988	Sept. 8 15	Oct. 1 12	Oct. 12 T18
Final 8	Sept. 6 20	Sept. 15 20	Oct. 8 17	Oct. 19 19
		Sept. 22 19	Oct. 15 17	Oct. 26 17
1983	1990	Sept. 29 18	Oct. 22 21	Nov. 2 16
Preseason 16	Nov. 13 19	Oct. 6 18	Oct. 29 22	Nov. 9 17
Sept. 12 11	Final 20	Oct. 13 21	Nov. 5 21	Nov. 16 15
Sept. 19 11		Oct. 20 18	Nov. 12 21	Nov. 23 14
Sept. 26 10	2004	Oct. 27 20	Nov. 19 22	Nov. 30 17
Oct. 3 9	Sept. 6 24	Nov. 3 18	Final 15	Final 17
Oct. 10 8		Nov. 10 18		
Oct. 17 8	2005	Nov. 17 18	2013	2016
Oct. 24 8	Sept. 19 19	Nov. 24 18	Preseason 16	Preseason 20
Oct. 31 8	Sept. 26 21	Dec. 1 17	Sept. 2 22	Aug. 29 24
Nov. 7 8	Oct. 3 22	Final 15	Sept. 9 22	Sept. 5 20
Nov. 14 7	Oct. 10 21	2009	Sept. 16 21	Sept. 12 14
Nov. 21 11	Oct. 17 17	Preseason 19	Sept. 23 20	Sept. 19 10
Nov. 28 10	Oct. 24 16	Aug. 31 24	Sept. 30 24	Sept. 26 14
Final 15	Oct. 31 15		Oct. 7 20	Oct. 3 17
1984	Nov. 7 14	2010	Oct. 14 25	Oct. 10 22
Preseason 10	Nov. 14 18	Nov. 29 T-24	Oct. 21 21	Oct. 17 24
Sept. 11 13	Nov. 21 22	Final 11	Oct. 28 16	
Sept. 18 14	Nov. 28 21		Nov. 4 14	2017
Sept. 25 14	Final 16	2011	Nov. 11 18	Preseason 25
Oct. 2 15		Preseason 13	Nov. 18 25	Aug. 29 21
Oct. 9 19	2006	Aug. 29 13	Nov. 25 20	Sept. 4 17
Oct. 16 18	Preseason 16	Sept. 5 13	Dec. 2 19	Sept. 11 15
Oct. 23 20	Sept. 4 14	Sept. 12 14	Final 8	Sept. 18 13
Final 20	Sept. 11 14	Sept. 19 13		Sept. 25 19
	Sept. 18 11	Sept. 26 12	2014	Oct. 2 18
1985	Sept. 24 11	Oct. 3 11	Preseason 8	Oct. 9 16
Oct. 1 18	Oct. 2 9	Oct. 10 11	Sept. 1 7	Oct. 16 17
Oct. 8 16	Oct. 9 9	Oct. 17 12	Sept. 8 8	Oct. 23 17
Oct. 15 18	Oct. 16 14	Oct. 24 11	Sept. 15 11	Oct. 30 22
Oct. 22 17	Oct. 23 13	Oct. 31 11	Sept. 22 15	Nov. 6 21
Oct. 29 16	Oct. 30 14	Nov. 7 10	Sept. 29 15	Nov. 13 15
Nov. 5 14	Nov. 6 16	Nov. 14 8	Oct. 6 14	Nov. 20 16
Nov. 12 12	Nov. 13 23	Nov. 21 8	Oct. 13 14	Nov. 27 16
Nov. 19 12	Nov. 20 22	Final 10	Oct. 20 13	Final 18
Final 10	Nov. 27 23		Oct. 27 13	
	Dec. 4 18		Nov. 3 12	NOTE: The AVCA poll expanded to 25 teams in 1994. The 1982 rankings were released every two weeks.
	Final 18		Nov. 10 16	
			Nov. 17 16	
			Nov. 24 19	
			Dec. 1 24	

INSIDE THE NUMBERS

Weeks in the rankings: 216

Most consecutive weeks in the rankings: 16 in 2006, 2008, 2013, 2017, 2018

Highest ranking: 7th, Nov. 14, 1983, Aug. 27, 2012, and Sept. 1, 2014

Last Top 10 ranking: 10th, Sept. 19, 2016

Last Top 15 ranking: 12th, Nov. 26, 2018



2018	
Preseason	23
Aug. 27	20
Sept. 3	19
Sept. 10	15
Sept. 17	16
Sept. 24	16
Oct. 1	14
Oct. 8	17
Oct. 15	17
Oct. 22	17
Oct. 29	13
Nov. 5	12
Nov. 12	12
Nov. 19	12
Nov. 26	12
Final	17



In 1975, a heated rivalry between the Purdue and Indiana volleyball teams began.

A little incentive was added to the series in 1981 with the creation of the Monon Spike. The traveling trophy is presented to the winning team after one of the two annual matches.

Donna Hardesty and Anne McMenamy, seniors on the 1981 Purdue team, created the trophy idea. They set out to find an object that would be a reminder of the competition on the court, as well as something rich with the tradition of the state of Indiana.

They chose the Spike from the Monon Railroad, which originated in Indiana in the late 19th century. It was taken from a portion of railroad track in Lafayette. The trophy was unveiled at a media luncheon Sept. 2, 1981, at the Lafayette Country Club.

As with its sister trophy, the Old Oaken Bucket, a "P" or an "I" link is added to the chain signifying the season's winner. The Spike currently has 33 "P" links and 12 "I" links.

The Boilermakers won 24 consecutive matches against Indiana from 1978 to 1985, including 10 straight Spike matches.

Purdue has won 15 of the last 16 Spike matches including each of the

last eight. The Boilermakers claimed the Spike in 2003, while completing its first sweep of the Hoosiers since 1991. That sweep kicked off a string of eight-straight Purdue wins.

The Boilermakers lead the overall series, which is the oldest in volleyball program history, 68-34.

The two yearly volleyball matches are also part of the Crimson and Gold Cup series, which highlights all of the sporting events between Purdue and Indiana during the year. The Cup awards points to the victor in each of the head-to-head meetings between the schools' 18 common sports. In the event of a tie or series split, each team is awarded one-half point.

Purdue won two straight titles in 2003 and 2004, when the contest was called the Titan Series. The Boilers also won in 2006-07, 2013-14, 2014-15 and 2015-16.



MONON SPIKE HISTORY

Purdue leads 33-12

Date	Winner	Scores
10/4/1975	Purdue	15-3, 15-1, 15-13
10/21/1977	Indiana	9-15, 11-15, 19-17, 3-15
9/20/1978	Purdue	11-15, 15-8, 15-8, 15-10
9/19/1979	Purdue	15-13, 11-15, 15-11, 11-15, 15-13
10/3/1979	Purdue	15-12, 15-7, 17-15
9/13/1980	Purdue	15-11, 15-13, 16-18, 15-2
9/16/1980	Purdue	15-10, 15-5, 15-8
11/21/1981	Purdue	10-15, 15-8, 16-14, 15-12
10/26/1982	Purdue	15-4, 4-15, 15-8, 15-12
11/5/1983	Purdue	15-12, 15-6, 15-11
10/27/1984	Purdue	15-6, 15-7, 15-8
11/22/1985	Purdue	11-15, 4-15, 15-6, 15-3, 16-14
10/4/1986	Indiana	9-15, 8-15, 1-15
10/3/1987	Indiana	9-15, 6-15, 7-15
10/15/1988	Purdue	12-15, 15-12, 15-6, 15-13
9/30/1989	Indiana	11-15, 11-15, 15-12, 13-15
10/20/1990	Purdue	2-15, 15-5, 10-15, 15-10, 15-7
11/16/1991	Purdue	2-15, 15-13, 15-1, 15-13
10/21/1992	Indiana	15-5, 7-15, 15-6, 10-15, 13-15
9/29/1993	Indiana	15-13, 8-15, 15-11, 12-15, 9-15
11/12/1994	Indiana	15-5, 15-10, 8-15, 9-15, 13-15
10/27/1995	Indiana	8-15, 9-15, 7-15
11/20/1996	Purdue	15-6, 15-7, 15-5
11/15/1997	Purdue	15-13, 15-9, 15-9
10/9/1998	Purdue	15-10, 11-15, 11-15, 15-8, 15-13

Date	Winner	Scores
10/9/1999	Indiana	7-15, 7-15, 15-10, 11-15
11/24/2000	Purdue	9-15, 17-15, 15-13, 10-15, 17-15
11/16/2001	Indiana	22-30, 25-30, 30-27, 24-30
10/19/2002	Indiana	23-30, 33-31, 30-23, 16-30, 12-15
11/26/2003	Purdue	30-24, 30-28, 28-30, 30-26
9/22/2004	Purdue	30-22, 30-20, 30-12
10/21/2005	Purdue	31-29, 30-20, 30-19
10/25/2006	Purdue	30-21, 30-22, 30-19
10/17/2007	Indiana	29-31, 30-21, 25-30, 26-30
11/14/2008	Purdue	25-21, 13-25, 25-19, 22-25, 15-12
11/4/2009	Purdue	20-25, 25-23, 25-20, 25-19
11/10/2010	Purdue	29-27, 25-23, 25-18
11/23/2011	Purdue	22-25, 25-19, 25-16, 25-16
11/21/2012	Purdue	25-21, 25-20, 25-23
11/27/2013	Purdue	25-17, 25-22, 25-19
10/8/2014	Purdue	25-22, 25-21, 25-14
10/7/2015	Purdue	25-22, 25-14, 25-18
9/24/2016	Purdue	25-15, 25-17, 25-18
9/30/2017	Purdue	25-23, 25-13, 25-19
11/3/2018	Purdue	25-22, 22-25, 25-18, 23-25, 15-12



The Boilermaker volleyball team has called Holloway Gymnasium, formerly the Intercollegiate Athletic Facility, home since it was built in 1982. In 2008, the facility was renamed in honor of Bob Holloway, a 1948 alumnus who committed \$2 million to the Mackey Complex renovation.

Located between Mackey Arena and the Mollenkopf Athletic Center, the facility has received numerous improvements over the years, none so drastic as the renovation it underwent during the summer of 2006. As part of a \$750,000 renovation, the original playing surface was removed and replaced with a playing floor specifically designed for volleyball. The shock-absorbing court is named Belin Court in honor of the Belin family which gave the lead gift toward the renovations.

In addition to the new floor, the installation of new bleachers, including a number of seat-back chairs, increased the seating capacity from 1,696 to 2,288. New scoreboards, team banners and other aesthetic changes also were included in the renovation.

"We think that our newly renovated facility, specifically Belin Court, is as nice as any volleyball venue in the country," head coach Dave Shondell said. "The floor is softer and designed to absorb the shock as players jump and land on the court as often as you do in volleyball. The new bleachers allow 600 more fans the opportunity to experience Boilermaker volleyball. New scoreboards and banners also provide an appearance our fans can appreciate. We are excited about it and we certainly thank the Belins for their generous gift."

A shining example of Purdue's recognition of and commitment to its intercollegiate volleyball program, Holloway Gymnasium provides the Boilermakers with their own practice and playing area. The original court was the first one in the country to be fully painted and lined for volleyball only, unobstructed by a basketball court.

Since its completion in 1982, Holloway Gymnasium has been updated many

PURDUE'S RECORD IN HOLLOWAY GYMNASIUM (371-190 record — .661 winning percentage)

1982	18-1	1995	4-9	2008	12-3
1983	15-4	1996	6-8	2009	8-7
1984	10-3	1997	5-8	2010	15-3
1985	16-1	1998	9-6	2011	17-1
1986	9-3	1999	10-6	2012	12-5
1987	11-2	2000	7-8	2013	11-5
1988	9-5	2001	3-9	2014	13-3
1989	7-12	2002	7-9	2015	13-3
1990	13-1	2003	8-5	2016	10-6
1991	8-5	2004	9-6	2017	11-4
1992	9-8	2005	10-3	2018	14-4
1993	9-4	2006	12-5		
1994	4-9	2007	7-6		

times. New scoreboards were added in 1995. In 1997, the main playing surface was redesigned. In 1998, permanent bleachers were installed on the east side of the court, and wheelchair seating was incorporated.

The Boilermakers have made Holloway Gymnasium a definite home-court advantage, winning 62 percent of their matches in the building (a 270-159 record).

Purdue showed off its new facility to a national audience with a five-set win over Ohio State which aired on ESPN2, and also played host to the first and second rounds of the 2006 NCAA Tournament. The Boilermakers played host to the NCAA first and second rounds in 2008, 2010 and 2011 as well.

The program had previously hosted the 1982 and 1983 NCAA Midwest regionals and first-round NCAA Tournament matches in 1981 and 1987. (The 1981 NCAA match was held in Mackey Arena, while the 1982 and 1983 events were played in the then-named Multi-Purpose Athletic Facility.)

As part of the Mackey Arena project, a volleyball locker suite, featuring a living/study room and film breakdown area, and volleyball coaches' locker room were added in the summer of 2012. The 10,000-square foot Drew and Brittany Brees Student-Athlete Academic Center occupies the entire second floor of the building, which was formerly called the IAF and renamed in honor of the couple in 2012.

In the summer of 2019, two Daktronics LED video boards were installed at Holloway Gymnasium - one on both the north and south walls of the facility. Both measure 26-feet wide by 11 and a half-feet high with a six-millimeter display, the same as the Mackey Arena center-hung video board. They will further enhance what is widely regarded as the top volleyball gameday experience in the country.

NATIONAL ATTENDANCE RANKINGS

Year	Rank	Avg.	Total	Matches
2001	22nd	1,205	15,720	13
2002	40th	821	11,496	14
2003	20th	1,534	19,937	13
2004	14th	1,564	23,464	15
2005	10th	2,183	30,559	14
2006	15th	1,802	30,631	17
2007	12th	2,075	26,974	13
2008	8th	2,485	37,277	15
2009	12th	2,231	33,463	15
2010	17th	1,988	35,784	18
2011	11th	2,390	43,016	18
2012	8th	2,857	48,566	17
2013	16th	2,532	40,510	16
2014	13th	2,514	40,230	16
2015	7th	2,524	40,397	16
2016	8th	2,537	40,593	16
2017	15th	2,383	35,749	15
2018	13th	2,213	39,840	18



ATTENDANCE FIGURES

ATTENDANCE RECORDS Mackey Arena (14,123)

10,645	Western Michigan	10/29/85
10,570	Wisconsin	10/17/08
8,512	Northwestern	10/2/05
8,240	Indiana	9/24/16
7,030	Notre Dame	9/20/14
6,220	Notre Dame	9/19/2015
5,520	Penn State	11/17/12
5,160	Illinois	10/11/13
3,966	Minnesota	12/7/12
3,279	Illinois	11/5/85
2,941	Bowling Green	9/15/12
2,789	Western Michigan	11/11/86
2,745	Michigan	11/15/85
2,663	UAB	9/14/12
2,633	Japan (Exhibition)	10/19/82
2,073	Ito-Yokado (Exhibition)	11/7/83
1,904	Jacksonville State	9/14/12
1,232	Miami (Ohio)	9/9/86
1,215	Illinois	10/22/86

Holloway Gymnasium (2,288)

2,961	Nebraska	11/12/11
2,939	Nebraska	10/5/12
2,919	Illinois	9/29/12
2,876	Indiana	10/8/14
2,830	Ball State	9/10/11
2,819	Penn State	10/5/13
2,800	Michigan State	9/27/14
2,788	Penn State	10/14/11
2,764	Wisconsin	11/2/13
2,745	Northern Iowa	8/24/12
2,716	Michigan	9/24/11
2,692	Minnesota	10/22/11
2,691	Wisconsin	11/23/12
2,681	Indiana	11/21/12
2,676	Ohio State	10/15/11
2,672	Indiana	10/22/13
2,664	USC	8/30/13
2,660	Michigan State	10/27/12
2,633	Michigan State	11/30/13
2,632	Iowa	10/6/12
2,615	Northwestern	9/28/12
2,605	Northwestern	11/5/11
2,594	Pittsburgh	8/25/12
2,593	Northwestern	10/12/13
2,588	Indiana	11/10/10
2,580	Penn State	11/20/09
2,576	Michigan State	9/23/11
2,560	Louisville	9/19/09
2,530	Nebraska	11/22/13
2,523	Penn State	9/30/06
2,504	Iowa	11/23/13
2,496	Minnesota	11/1/13
2,493	Indiana	11/14/08
2,474	Penn State	10/8/10
2,470	Ohio State	11/16/12
2,468	LSU	8/30/14
2,457	Penn State	9/29/07
2,452	San Diego	8/29/14
2,438	Penn State	11/15/08
2,431	Ball State	10/26/12
2,423	Michigan	8/28/09
2,415	Penn State	10/26/12
2,415	Penn State	10/17/14
2,415	Ohio State	10/18/14
2,415	Northwestern	11/15/14

2,415	Ohio	9/29/15
2,415	Indiana	10/10/15
2,415	Northwestern	10/23/15
2,415	Illinois	10/25/15
2,415	Iowa	11/7/15
2,415	Minnesota	11/21/15
2,415	Michigan State	11/25/15
2,415	Wisconsin	11/28/15
2,415	Wisconsin	9/30/16
2,415	Minnesota	10/2/16
2,415	Penn State	10/14/16
2,415	Michigan	10/28/16
2,415	Iowa	11/12/16
2,415	Ohio State	9/23/17
2,415	Penn State	10/20/17
2,415	Rutgers	10/21/17
2,415	Minnesota	11/10/17
2,415	Wisconsin	11/11/17
2,415	Michigan State	11/24/17
2,415	Notre Dame	9/2/18
2,415	Louisville	9/8/18
2,415	Illinois	9/21/18
2,415	Northwestern	9/22/18
2,415	Wisconsin	9/29/18
2,415	Maryland	10/19/18
2,415	Indiana	11/3/18
2,415	Nebraska	11/16/18
2,415	Iowa	11/17/18
2,405	Ohio State	9/28/07
2,393	Illinois	11/27/10
2,386	Mortar Board Day 2	8/29/09
2,382	Illinois	11/2/11
2,372	Iowa	10/17/09
2,375	Maryland	10/3/15
2,365	Wisconsin	10/29/14
2,349	Michigan	9/26/14
2,326	Rutgers	10/15/16
2,315	Iowa	11/5/10
2,307	Northwestern	11/12/10
2,301	Michigan State	10/29/16
2,298	Michigan	9/27/09
2,294	Morehead State	12/2/12
2,283	Minnesota	10/4/08
2,282	Penn State	11/11/05
2,273	Ohio State	9/29/06
2,270	Jacksonville State	9/9/11
2,256	Wisconsin	10/16/09
2,245	Kansas	9/16/16
2,230	Minnesota	11/1/14
2,226	Kentucky	8/27/16
2,206	Coll. of Charleston	8/27/11
2,203	George Washington	8/25/12
2,194	Minnesota	11/10/07
2,194	Minnesota	11/6/10
2,157	Belmont	9/11/10
2,149	Indiana	9/30/09
2,148	Iowa	11/10/11
2,134	Xavier	9/17/16
2,130	Michigan State	11/21/08
2,125	Wisconsin	10/27/07
2,124	Western Kentucky	8/27/10
2,113	Michigan	10/23/10
2,108	Ohio State	11/21/09
2,106	Minnesota	10/2/09
2,105	Ohio	9/18/09
2,097	Iowa	10/3/08
2,095	Michigan	11/16/07
2,083	Michigan State	10/13/07
2,080	Michigan	11/1/08

2,076	Penn State	10/15/99
2,076	Penn State	11/8/03
2,076	Baylor	8/26/11
2,071	Florida International	9/21/13
2,068	Michigan State	9/25/09
2,068	Ohio State	10/9/10
2,047	Wisconsin	11/26/10
2,047	Illinois	10/20/06
2,044	Western Michigan	9/9/06
2,042	Michigan State	10/22/10
2,036	Louisville	12/3/11
2,033	Indiana	10/19/11
2,027	Northern Iowa	8/28/10
2,016	Washington State	8/26/16

ALL-TIME SELLOUTS (106)

2,961	Nebraska	11/12/11
2,939	Nebraska	10/5/12
2,919	Illinois	9/29/12
2,876	Indiana	10/8/14
2,830	Ball State	9/10/11
2,819	Penn State	10/5/13
2,800	Michigan State	9/27/14
2,788	Penn State	10/14/11
2,764	Wisconsin	11/2/13
2,745	Northern Iowa	8/24/12
2,716	Michigan	9/24/11
2,692	Minnesota	10/22/11
2,691	Wisconsin	11/23/12
2,681	Indiana	11/21/12
2,676	Ohio State	10/15/11
2,672	Indiana	10/22/13
2,664	USC	8/30/13
2,660	Michigan State	10/27/12
2,633	Michigan State	11/30/13
2,632	Iowa	10/6/12
2,615	Northwestern	9/28/12
2,605	Northwestern	11/5/11
2,594	Pittsburgh	8/25/12
2,593	Northwestern	10/12/13
2,588	Indiana	11/10/10
2,580	Penn State	11/20/09
2,576	Michigan State	9/23/11
2,560	Louisville	9/19/09
2,530	Nebraska	11/22/13
2,523	Penn State	9/30/06
2,504	Iowa	11/23/13
2,496	Minnesota	11/1/13
2,493	Indiana	11/14/08
2,474	Penn State	10/8/10
2,470	Ohio State	11/16/12
2,468	LSU	8/30/14
2,457	Penn State	9/29/07
2,452	San Diego	8/29/14
2,438	Penn State	11/15/08
2,432	Michigan	10/26/12
2,431	Ball State	8/28/09
2,415	Penn State	10/17/14
2,415	Ohio State	10/18/14
2,415	Northwestern	11/15/14
2,415	Ohio	9/29/15
2,415	Indiana	10/10/15
2,415	Northwestern	10/23/15
2,415	Illinois	10/25/15
2,415	Iowa	11/7/15
2,415	Minnesota	11/21/15
2,415	Michigan State	11/25/15
2,415	Wisconsin	11/28/15



2,415	Wisconsin	9/30/16
2,415	Minnesota	10/2/16
2,415	Penn State	10/14/16
2,415	Michigan	10/28/16
2,415	Iowa	11/12/16
2,415	Ohio State	9/23/17
2,415	Penn State	10/20/17
2,415	Rutgers	10/21/17
2,415	Minnesota	11/10/17
2,415	Wisconsin	11/11/17
2,415	Michigan State	11/24/17
2,415	Notre Dame	9/2/18
2,415	Louisville	9/8/18
2,415	Illinois	9/21/18
2,415	Northwestern	9/22/18
2,415	Wisconsin	9/29/18
2,415	Maryland	10/19/18
2,415	Indiana	11/3/18
2,415	Nebraska	11/16/18
2,415	Iowa	11/17/18
2,405	Ohio State	9/28/07
2,393	Illinois	11/27/10
2,386	Mortar Board Day 2	8/29/09
2,382	Illinois	11/2/11
2,375	Maryland	10/3/15
2,372	Iowa	10/17/09
2,365	Wisconsin	10/29/14
2,349	Michigan	9/26/14
2,315	Iowa	11/5/10
2,307	Northwestern	11/12/10
2,298	Michigan	9/27/09
2,294	Morehead State	12/2/11
2,282	Penn State	11/11/05
2,076	Penn State	11/8/03
2,076	Penn State	10/15/99
1,979	Penn State	10/3/98
1,976	Indiana	9/26/97
1,965	Michigan	10/11/03
1,937	Mortar Board Premier	9/17/05
1,869	Ohio State	11/12/05
1,841	Indiana	10/15/03
1,840	Mortar Board Premier	9/18/04
1,825	Mortar Board Premier	9/2/00
1,784	Michigan	10/28/05
1,775	Penn State	9/27/97
1,746	Illinois	11/13/04
1,740	Indiana	10/27/93
1,721	Indiana	10/18/91
1,720	Mortar Board Premier	9/3/99
1,717	Ohio State	11/7/03
1,715	Illinois	11/22/03
1,710	Ohio State	11/5/93
1,707	Michigan	10/2/99
1,703	Wisconsin	10/16/03

*The capacity of Holloway Gymnasium was 1,696 until the renovation in 2006. Maximum attendance after Oct. 8, 2014 is 2,415.