



GAME 7 // FRIDAY, OCT. 18 // 8 PM // FOX // WEST LAFAYETTE, IND. // ROSS-ADE STADIUM (61,441)

PURDUE BOILERMAKERS

Head Coach: Ryan Walters (Colorado, 2008)
Record at Purdue: 5-13 (2nd) Career Record: Same
Last Game: 50-49 (OT), Loss, at No. 23 Illinois
Rankings (AP/C/CFP) - / - / -



1-5 | 0-3 (B1G)



6-0 | 3-0 (B1G)

OREGON DUCKS

Head Coach: Dan Lanning (William Jewell, 2008)
Record at Oregon: 28-5 (3rd) Career Record: Same
Last Game: 32-31, Win, vs. No. 2 Ohio State
Rankings (AP/C/CFP) 2 / 2 / -

SERIES AT A GLANCE

Record:	1-2
In West Lafayette:	1-1
In Eugene:	0-1
Neutral:	0-0
Streak:	Oregon - 2
Last Win:	#10 Purdue 13, Oregon 7 - Home - 9/29/1979
Last Meeting:	Oregon 38, Purdue 36 - Away - 9/12/2009
First Meeting:	#10 Purdue 13, Oregon 7 - Home - 9/29/1979
Walters vs. Lanning:	0-0
Walters vs. Oregon:	0-0
Purdue vs. Lanning:	0-0

BY THE NUMBERS

PURDUE	Points	OREGON
23.7	Points	34.5
39.0	Points Allowed	19.3
156.2	Rush Yards	162.8
228.8	Rush Yards Allowed	108.0
183.8	Pass Yards	302.00
227.8	Pass Yards Allowed	189.33
340.0	Total Offense	464.8
456.7	Total Defense	297.3

A WIN WOULD...

- Give Purdue its sixth win over the No. 2-ranked team
- Mark the fourth time Purdue has defeated an AP Top-5 opponent since 2018, as well as the third time at Ross-Ade Stadium
- Be the third time Purdue defeated a Big Ten foe in their first meeting as members of the same conference

STAT LEADERS

RUSHING: Devin Mockobee - 71 attempts, 464 yards, 2 TDs
PASSING: Hudson Card - 71-112, 738 yards, 7 TDs, 4 INTs
RECEIVING: Max Klare - 21 receptions, 352 yards, 2 TDs
SCORING: Spencer Porath - 30 points, 15-15 PATs, 5-6 FG
TACKLES: Dillon Thieneman - 50 total, 33 solo
TACKLES-for-LOSS: Kydran Jenkins - 8.0 TFLs
SACKS: Kydran Jenkins - 5.0 sacks
INTERCEPTIONS: Kydran Breedlove - 2 INTs

MEDIA CONTACTS

Primary - Adam Kuffner / 662-816-0497 / kuffner@purdue.edu
Assoc. A.D. - Patrick Crawford / 337-412-4220 / pcrawf@purdue.edu
Secondary - Ian MacDougall / 317-313-7486 / imacdoug@purdue.edu
Secondary - Brook Weber / 903-830-0686 / weber261@purdue.edu

BROADCAST INFORMATION

TELEVISION - FOX

Play-by-Play	Tim Brando
Analyst	Devin Gardner
Sideline	Josh Sims

SIRIUS/XM

Purdue Broadcast	Ch. 372
------------------	---------

RADIO - PURDUE SPORTS RADIO NETWORK

Flagship	96.5 FM WAZY
Play-by-Play	Tim Newton
Analyst	Mark Herrmann
Producer	Rob Blackman
Sideline	Kelly Kitchel
Free Online	Varsity Network

STORY LINES

- Following back-to-back road games, Purdue Football returns home to host No. 2 Oregon under the lights of Ross-Ade Stadium. Kickoff for Friday night's game is set for 8 p.m. ET on FOX.
- The contest is Purdue's annual Hammer Down Cancer game, raising money for the Tyler Trent Research Center.
- Tim Stratton, the inaugural John Mackey Award winner (2000), will be inducted in the Leroy Keyes Purdue Athletics Hall of Fame on Friday. Stratton was a three-time First Team All-BIG honoree and recorded 204 career receptions.
- Friday's matchup is Purdue's only home game during the month of October, marking the first time since 1946 that the Boilermakers do not have a Saturday home game during the 10th month of the year.
- The Boilermakers and Ducks meet for just the fourth time in history, including the first meeting since 2009.
- Friday's game is a blackout, with Purdue donning a new black uniform for the first time.
- Both the Boilermakers and the Ducks play the famous song "Shout" at the end of the third quarter. Purdue began the tradition in 2006, while Oregon's started in 2010.
- Purdue has seven wins against ranked opponents over the past six seasons, including three against teams ranked in the Top 3 (No. 2 Ohio State in 2018, No. 2 Iowa in 2021, No. 3 Michigan State in 2021).
- The Boilermakers are coming off a heartbreaking 50-49 overtime loss at No. 23 Illinois in which they rallied for a 24-point second half deficit. Purdue scored 46 points after halftime.
- Redshirt freshman quarterback Ryan Browne recorded 415 yards of total offense (297 passing, 118 rushing) in his first career start last weekend, becoming just the second Purdue QB (Brandon Kirsch - 2002) since 1970 to eclipse 250 passing yards and 100 rushing yards in the same game.
- Four of Purdue's remaining six games are against ranked opponents, including three ranked in the Top 5.
- One of the nation's leading tacklers as an All-American a season ago, sophomore Dillon Thieneman ranks second in the Big Ten and eighth nationally in solo tackles (5.5 per game) this year. The 2023 Big Ten Freshman of the Year leads the Boilermakers in total tackles (50) and solo tackles (33) once again this season.
- Kydran Jenkins ranks third in the Big Ten in sacks (0.83 per game). Jenkins is the conference leader in sacks while wearing a Big Ten uniform, recording 21.5 throughout his career to also rank sixth in Purdue history.
- Tight end Max Klare leads the Boilermakers in receptions (21), receiving yards (352) and receiving touchdowns (2), coming off a career-best game (six receptions, 133 yards) at No. 23 Illinois.
- Devin Mockobee ranks fifth in the Big Ten in yards per carry (6.54) and eighth in rushing yards (464).
- Purdue has blocked three kicks this season (two field goals, one punt) to lead the Big Ten and rank third nationally.
- In his first season as a Boilermaker, Keelan Crimmins is on pace for the second best punting average (45.0 yards per punt) in program history, behind only 2001 Ray Guy Award winner Travis Dorsch (48.1 yards per punt).
- Crimmins' punting average ranks fourth in the Big Ten and 21st nationally.
- Purdue has produced four All-Americans over the past three seasons (Dillon Thieneman - 2023, Charlie Jones - 2022, David Bell - 2021, George Karlaftis - 2021), the most in a three-year stretch since 1967-69.

NUMBERS TO KNOW

8

Devin Mockobee has eight 100-yard rushing games, ranking sixth in program history and the most by a Boilermaker since Kory Sheet recorded nine throughout his career (2005-08).

14

Purdue is playing a Friday game for just the 14th time in program history, including just the third at Ross-Ade Stadium. The Boilermakers have two Friday games on the schedule this year.

46

The Boilermakers scored 46 points after halftime (40-second half, 6-overtime) last week at No. 23 Illinois, the most they have recorded after halftime until at least 1980.

49

Ryan Walters is the first Purdue head coach to lead his team to at least 49 points in two Big Ten games as coach of the Boilermakers since Joe Tiller did it eight times during his tenure.

2024 SCHEDULE

 INDIANA STATE Aug. 31 Win, 49-0 (2-4)	 NOTRE DAME Sept. 14 Loss, 66-7 (5-1)	 OREGON STATE Sept. 21 Loss, 38-21 (4-2)	 NEBRASKA Sept. 28 Loss, 28-10 (5-1)	 WISCONSIN Oct. 5 Loss, 52-6 (4-2)	 ILLINOIS Oct. 12 Loss, 50-49 (OT) (5-1)	 OREGON Oct. 18 8 PM FOX (6-0)	 NORTHWESTERN Nov. 2 TBA (3-3)	 OHIO STATE Nov. 9 TBA (5-1)	 PENN STATE Nov. 16 TBA (6-0)	 MICHIGAN STATE Nov. 22 8 PM FOX (3-3)	 INDIANA Nov. 30 TBA (6-0)
---	--	---	---	---	---	---	---	---	--	---	---





DEPTH CHART

OFFENSE

QB	1	Hudson Card	Sr.	6-3	210
-or-	15	Ryan Browne	R-Fr.	6-4	210
	5	Marcos Davila	Fr.	6-3	244
RB	45	Devin Mockobee	Jr.	6-0	207
-or-	23	Reggie Love III	Sr.	5-11	215
	3	Jaheim Merriweather	Fr.	6-2	210
WR	7	Jahmal Edrine	Jr.	6-2	215
	16	Shamar Rigby	Fr.	6-3	187
	12	Leland Smith	So.	6-4	219
WR	13	Jaron Tibbs	So.	6-3	214
	26	Andrew Sowinski	Sr.	6-0	205
WR	8	De'Nylon Morrisette	So.	6-1	200
	4	Kam Brown	Sr.	6-1	185
-or-	0	Jayden Dixon-Veal	Sr.	6-0	190
TE	86	Max Klare	So.	6-4	240
	82	Drew Biber	Jr.	6-5	245
LT	71	Corey Stewart	Sr.	6-6	318
	79	Joey Tanona	So.	6-5	304
LG	77	Mahamane Moussa	Jr.	6-4	300
	54	Luke Griffin	Sr.	6-5	340
C	53	Gus Hartwig	Sr.	6-5	305
	75	Jalen Grant	Sr.	6-3	285
RG	55	DJ Wingfield	Sr.	6-4	316
	72	Jaden Ball	Fr.	6-5	300
RT	63	Marcus Mbow	Jr.	6-5	300
	78	Bakyne Coly	Jr.	6-7	302

DEFENSE

DL	0	Jeffrey M'Ba	Sr.	6-6	302
	18	Demeco Kennedy	Fr.	6-2	291
DL	91	Cole Brevard	Sr.	6-3	333
-or-	92	Mo Omonode	Jr.	6-0	286
	97	Jamarrion Harkless	R-Fr.	6-3	346
DL	95	Joe Anderson	Sr.	6-4	290
	55	Jamarius Dinkins	Jr.	6-5	280
RUSH	15	Will Heldt	So.	6-6	265
	99	Jireh Ojata	Sr.	6-4	267
LB	4	Kydran Jenkins	Sr.	6-1	253
	22	Owen Davis	R-Fr.	6-3	245
LB	14	Yanni Karlaftis	Jr.	6-3	235
	40	Hudson Miller	So.	6-0	235
RUSH	17	Shitta Sillah	Sr.	6-4	251
	23	Trey Smith	R-Fr.	6-4	245
DB	19	Botros Alisandro	Jr.	6-1	186
	16	Hudauri Hines	Fr.	6-1	203
DB	31	Dillon Thieneman	So.	6-0	207
	24	Anthony Brown	So.	6-0	195
DB	11	Antonio Stevens	Sr.	6-2	217
	32	Joseph Jefferson	So.	6-0	190
DB	10	Kyndrich Breedlove	Jr.	5-11	185
	13	Koy Beasley	Fr.	5-10	187
DB	2	Nyland Green	Jr.	6-1	185
	12	Tarrion Grant	Fr.	6-2	197

SPECIAL TEAMS

K	35	Spencer Porath	Fr.	5-11	201
	39	Ben Freehill	Sr.	6-1	195
KO	39	Ben Freehill	Sr.	6-1	195
	35	Spencer Porath	Fr.	5-11	201
H	48	Bennett Boehnlein	So.	6-3	220
	30	Keelan Crimmins	Jr.	6-3	223
P	30	Keelan Crimmins	Jr.	6-3	223
	48	Bennett Boehnlein	So.	6-3	220
LS	44	Nick Levy	Jr.	5-10	230
	43	Claude Strnad	R-Fr.	6-3	230

KR	23	Reggie Love III	Sr.	5-11	215
	45	Devin Mockobee	Jr.	6-0	207
KR	33	Elijah Jackson	R-Fr.	5-10	191
	12	Leland Smith	So.	6-4	219
PR	31	Dillon Thieneman	So.	6-0	207
	26	Andrew Sowinski	Sr.	6-0	205





BOILER NOTES

HAMMER DOWN CANCER

- Friday night will be Purdue Football's annual Hammer Down Cancer game, raising money for the Tyler Trent Research Center.
- The Tyler Trent Pediatric Cancer Research Center, named after the legendary superfan who passed away in 2019 from osteosarcoma, was formed in 2023 within the Purdue Institute for Cancer Research to expand Purdue's research into childhood cancers.

RECENT SUCCESS VS. RANKED OPPONENTS

- Purdue has beaten seven ranked teams over the past six seasons, going 7-11 against Top 25 opponents despite being the underdog in each one of those games.
- Three of those wins were against Top 3 teams, while Purdue handed five of those ranked teams their first loss of the season.
- The victories during the 2021 campaign (No. 2 Iowa, No. 3 Michigan State) gave Purdue multiple wins over Top 5 teams in one season for the first time since 1960 (No. 3 Ohio State, No. 1 Minnesota).
- Five of the seven wins have been by double digits, the biggest being a 29-point victory over No. 2 Ohio State in 2018.
- Five of Purdue's final seven opponents on its 2024 schedule are against ranked teams, including three ranked in the Top 5 (No. 2 Oregon, No. 3 Penn State, No. 4 Ohio State).

Date	Result	Location
Sept. 22, 2018	Purdue 30, #23 Boston College 13	Home
Oct. 20, 2018	Purdue 49, #2 Ohio State 20	Home
Nov. 3, 2018	Purdue 38, #16 Iowa 36	Home
Oct. 16, 2021	Purdue 24, #2 Iowa 7	Away
Nov. 6, 2021	Purdue 40, #3 Michigan State 29	Home
Oct. 1, 2022	Purdue 20, #21 Minnesota 10	Away
Nov. 12, 2022	Purdue 31, #21 Illinois 24	Away

INTO THE HALL OF FAME

- Eight Boilermakers will be inducted into the Leroy Keyes Purdue Athletics Hall of Fame on Friday, including one football legend - tight end Tim Stratton (1998-2001).
- Stratton was the inaugural winner of the John Mackey Award in 2000, presented to the nation's best tight end. He was also a finalist in 2001.
- He was a three-time First Team All-Big Ten Conference selection (1999, 2000, 2001), just the fourth in program history to earn the accolades three times.
- Stratton became just the third player in Big Ten history to eclipse 200 career catches, ending his career with 204 to set a then-school record that now ranks fifth in the Purdue record book.
- Playing in all 49 games during his four-year Purdue career, Stratton recorded a reception in all but two contests.
- Along with Stratton, the hall of fame class of 2024 includes: Devynne Charlton (Women's Track & Field, 2013-18), Annie Drews (Volleyball, 2012-15), Chukwuebuka Enekwechi (Men's Track & Field, 2013-16), Bob Ford (Men's Basketball, 1970-72), Katie Gearlds (Women's Basketball, 2004-07, current Purdue head coach), Laura Gonzalez-Escalon (Women's Golf, 2010-13), Kevin Plawewski (Baseball, 2010-12).

FRIDAY NIGHT LIGHTS

- In 136 seasons of Purdue Football, the Boilermakers have played on Fridays 13 times throughout history, recording a 5-7-1 record. Seven of those games have been night games and only two have been in Ross-Ade Stadium.
- Friday's matchup is the only home contest for Purdue during the month of October, marking the first time since 1946 that the Boilermakers will not have a Saturday home game during that month.
- For the first time in program history, the Boilermakers have two Friday games on the schedule.
- After hosting the Ducks, Purdue travels to Michigan State next month (Nov. 22) for a Friday night matchup.

FRIDAY GAMES

Nov. 29, 1889	at Butler	L, 14-0
Oct. 28, 1904	vs. Missouri (at St. Louis)	W, 11-0
Nov. 24, 1905	Notre Dame (Stuart Field)	W, 32-0
Oct. 14, 1949	at Miami (Fla.)	W, 14-0*
Oct. 12, 1951	at Miami (Fla.)	L, 7-0*
Sept. 18, 1959	at #11 UCLA	T, 0-0
Nov. 24, 1995	at Indiana	W, 51-14
Dec. 31, 2004	vs. #21 Arizona State (Sun Bowl)	L, 27-23
Dec. 29, 2006	vs. Maryland (Champs Sports Bowl)	L, 24-7*
Sept. 8, 2017	vs. Ohio	W, 44-21*
Aug. 30, 2019	at Nevada	L, 34-31*
Nov. 20, 2020	at Minnesota	L, 34-31
Sept. 23, 2023	vs. Wisconsin	L, 38-17

* Denotes Friday night game

WHAT CAN BROWNE DO FOR YOU?

- Making his first career start in place of an injured Hudson Card, redshirt freshman Ryan Browne rose to the occasion and nearly led Purdue to the biggest comeback in program history last weekend at No. 23 Illinois.
- Browne recorded 415 yards of offense, throwing for 297 while adding 118 on the ground to join Brandon Kirsch (2002) as the only Purdue quarterbacks since 1970 to record 250 passing yards and 100 rushing yards in the same game.
- The Clarkston, Michigan, native also became just the sixth Boilermaker quarterback to eclipse 100 yards rushing in a game, joining Mike Phipps, Bob Bobrowski, Gary Danielson, Rob Henry and Kirsch. His 118 rushing yards were the most by a Purdue quarterback since Henry had 132 at Northwestern on Oct. 9, 2010.
- Browne's day on the ground eclipsed his 85-yard day he had in relief against Northwestern a season ago, as he joined Drew Brees as the only Purdue quarterbacks (since 1996) to produce a pair of 80-yard rushing games.
- For his performance against the Illini, Browne earned a 90.9 grade from PFF, the best by a Purdue QB on the road since at least 2008.
- Browne was tabbed the Shaun Alexander Player of the Week after performance vs. Illinois

SECOND HALF SPARK PLUG

- Trailing 27-3 in the second half at No. 23 Illinois (Oct. 12), the Purdue offense caught fire and scored 46 points after halftime (most points after halftime since at least 1980).
- The Boilermakers recorded 382 yards of total offense in the second half, averaging 11.9 yards per play.
- Ryan Browne threw for 288 of his 297 passing yards in the second half.
- Five different Boilermakers found the end zone after halftime: Jahmal Edrine, Will Heldt, Devin Mockabee (2), Jaron Tibbs, Arhmad Branch (OT).
- Purdue was a perfect 6-for-6 in the red zone in the game, including 5-for-5 in the second half (four touchdowns, one field goal).

SERIES HISTORY

INSIDE THE MATCHUP

Record:	1-2
In West Lafayette:	1-1
In Eugene:	0-1
Neutral:	0-0
Streak:	Oregon - 2
Last Win:	#10 Purdue 13, Oregon 7 - Home - 9/29/1979
Last Meeting:	Oregon 38, Purdue 36 - Away - 9/12/2009
First Meeting:	#10 Purdue 13, Oregon 7 - Home - 9/29/1979

LAST 10 MEETINGS

Date	Pur/Opp Rank	Result	Purdue	Opp	Location
9/29/1979	10-	W	13	7	H
9/13/2008	-16	L-02	26	32	H
9/12/2009		L	36	38	A

TOP 100-YARD RUSHING GAMES VS. OREGON (4)

180 Kory Sheets (29) vs. Oregon, 9/13/2008
156 Wally Jones (30) vs. Oregon, 9/29/1979
123 Ralph Bolden (29) at Oregon, 9/12/2009

TOP 300-YARD PASSING GAMES VS. OREGON (0)

No 300-yard passers.

TOP 100-YARD RECEIVING GAMES VS. OREGON (0)

No 100-yard receivers.

ABOUT THE MATCHUP

- Purdue and Oregon will meet for just the fourth time, with the previous three games have been decided by a combined total of 14 points.
- A Boilermaker rushed for 100 yards or more in all three contests.
- In the first matchup in 1979, Wally Jones and John Macon combined for 261 yards on the ground, as No. 10 Purdue outgained the Ducks 401-143 in a 13-7 win.
- No. 16 Oregon rallied to defeat Purdue in double overtime in 2008, after the Boilermakers built up a 20-3 lead in the second.
- A year later, Purdue saw a last-minute rally come up short when its two-point conversion was ruled incomplete in a 38-36 loss.

OUR LAST MATCHUP VS. OREGON

OREGON 38, PURDUE 36 - SEPT. 12, 2009 - EUGENE, ORE.

- The Boilermakers nearly pulled off a come-from-behind win on the road at Autzen Stadium, but fell 38-36 for then-Oregon head coach and current Ohio State offensive coordinator Chip Kelly's first win with the Ducks.
- Running back Ralph Bolden ran for 134 yards on 29 carries and two touchdowns.
- Joey Elliott was 24-of-41 with 266 yards and one touchdown.
- Down 38-30 with 1:09 on the clock on 4th-and-11 from the Oregon 15-yard line, wide receiver Keith Smart hit receiver Aaron Valentin on a reverse pass to pull Purdue within two.
- Joey Elliott hit tight end Kyle Adams on the ensuing two-point conversion pass, but Adams' foot landed mere inches out of bounds.
- Purdue outgained Oregon 451-356, but the Ducks tallied 17 points off three Boilermaker turnovers to come away with the win.



NATIONAL RANKINGS

	FBS	B1G	Stat
3rd Down Pct	117	17	.33
3rd Down Pct Defense	108	15	.44
4th Down Pct	131	17	.200
4th Down Pct Defense	45	8	.500
Blocked Kicks	3	1	3
Blocked Kicks Allowed	77	11	1
Blocked Punts	11	2	1
Blocked Punts Allowed	101	14	1
Completion Percentage	47	10	.644
Defensive TDs	22	4	1
Fewest Penalties	104	15	45
Fewest Penalties Per Game	104	16	75
Fewest Penalty Yards	124	17	461
Fewest Penalty Yards Per Game	125	18	76.8
First Downs Defense	127	18	145
First Downs Offense	127	18	88
Fumbles Lost	82	12	4
Fumbles Recovered	110	16	1
Kickoff Return Defense	26	4	16.1
Kickoff Returns	53	7	20.8
Net Punting	27	6	41.6
Passes Had Intercepted	41	10	4
Passes Intercepted	114	18	2
Passing Offense	109	14	183.8
Passing Yards Allowed	87	14	227.8
Passing Yards per Completion	95	11	11.5
Punt Return Defense	57	8	6.2
Punt Returns	74	12	8.0
Red Zone Defense Pct	88	13	.875
Red Zone Offense Pct	72	10	.850
Rushing Defense	125	18	228.8
Rushing Offense	72	10	156.2
Sacks Allowed	97	15	2.5
Scoring Defense	128	18	39.0
Scoring Offense	101	14	23.7
Tackles for Loss Allowed	63	12	5.2
Passing Efficiency	51	9	143.4
Passing Efficiency Defense	122	18	157.5
Team Sacks	36	9	2.3
Team Tackles for Loss	58	7	5.8
Time of Possession	123	18	26:23
Total Defense	122	18	456.7
Total Offense	107	14	340.0
Turnover Margin	111	16	-.83
Turnovers Gained	127	18	3
Turnovers Lost	69	13	8
Winning Percentage	116	17	.167

ACTIVE CAREER LEADERS (PURDUE STATS ONLY)

Rushing Yards	Devin Mockobee	2,243
Rushing Touchdowns	Devin Mockobee	17
Passing Yards	Hudson Card	3,125
Passing Touchdowns	Hudson Card	22
Receptions	Devin Mockobee	60
Receiving Yards	Max Klare	548
Receiving Touchdowns	Klare/Morrisette/L. Smith/Tibbs	2
Total Offense Yards	Hudson Card	3,202
Points Scored	Devin Mockobee	114
Kickoff Return Yards	Elijah Jackson	145
All-Purpose Yards	Devin Mockobee	2,813
Punt Average	Keelan Crimmins	45.0
Tackles	Kydran Jenkins	172
Tackles-for-Loss	Kydran Jenkins	39.5
Sacks	Kydran Jenkins	21.5
Interceptions	Dillon Thieneman	6
Passes Defended	Dillon Thieneman	5
Forced Fumbles	3 Tied	2
Fumble Recoveries	Cole Brevard	2
	Kydran Jenkins	2
Blocked Kicks	Kydran Jenkins	1
	Damarjhe Lewis	1
	Joe Anderson	1
Blocked Punts	Leland Smith	1

BOILER NOTES

HERE COMES THE MOCK TRAIN

- From walk-on to phenom, Devin Mockobee has certainly made a name for himself in his time in West Lafayette.
- With 11 carries for 102 yards at No. 23 Illinois (Oct. 12), Mockobee became the seventh Boilermaker to produce at least eight 100-yard rushing games over a career and the first since Kory Sheets (2005-08) recorded nine over his career.
- He rushed for a season-high 168 rushing yards at Oregon State (Sept. 21), becoming the sixth Boilermaker since 1996 to record a 100-yard rushing game in three separate seasons.
- Breaking open a 63-yard rush against the Beavers, he eclipsed 2,000 rushing yards for his career.
- Mockobee sits 11th on Purdue's all-time rushing list (2,243), passing legendary All-American running back Leroy Keyes (2,094) against Nebraska (Sept. 28). He also sits in a tie for 11th with 17 rushing touchdowns.
- He started his career by setting a new Purdue freshman record with 968 rushing yards while also adding nine touchdowns.
- After being put on scholarship in the first official act of the Walters era, he led the team in rushing once again with 807 yards and six touchdowns in 2023.
- In doing so, Mockobee became the first Boilermaker to lead the team in rushing in back-to-back seasons since Markell Jones, who did it three years running (2015-17).
- The Boonville, Ind., native is one of only four Big Ten players to rush for more than 800 yards in each of the past two seasons.

MAD MAX

- Max Klare has not missed a beat since he returned to the lineup at the start of the season.
- The sophomore tight end leads Purdue in receptions (21), receiving yards (352) and receiving touchdowns (2).
- He had his best game as a Boilermaker at No. 23 Illinois (Oct. 12), hauling in six receptions for a career-high 133 yards. It marked the most receiving yards by a Purdue tight end since Payne Durham's 150-yard night in the 2021 season opener and the sixth most by a Boilermaker tight end since 1996. Klare added 76 yards after catch as part of his receiving total.
- Klare was on pace to be one of the best tight ends in the country before his 2023 season was cut short. However, the sophomore bounced back in the 2024 season opener with five catches for 71 yards, both team highs.
- He also caught Purdue's first touchdown of the season, a 9-yard strike from Hudson Card on the opening drive.
- Klare was also tabbed to the Comeback Player of the Year Award Watch List ahead of the year.

BLOCK PARTY

- With three through the first half of the season, Purdue leads the Big Ten and ranks third in the country in blocked kicks (two field goals, one punt). No, Zach Edey is not part of the Boilermakers' special teams unit.
- In the Big Ten opener against Nebraska (Sept. 28), Purdue blocked a pair of Cornhusker field goals. Defensive linemen Joe Anderson and Damarjhe Lewis earned the first field goal blocks of their careers to help the Boilermakers hold the Huskers scoreless in the first half.
- Prior to the contest, the last time Purdue blocked two field goals in a game was Sept. 3, 2011 against Middle Tennessee.
- The other block came from wide receiver Leland Smith, who blocked a punt in the season-opening victory over Indiana State (Aug. 31).

DT THE TACKLING MACHINE

- After pacing Purdue and becoming one of the nation's leading tacklers as a freshman, Dillon Thieneman is back atop the Boilermakers' chart for tackles in 2024.
- The sophomore defensive back leads Purdue in total tackles (50) and solo tackles (33), ranking second in the Big Ten solo tackles and fifth in total tackles.
- Thieneman's 5.5 solo tackles per game rank eighth nationally.
- A season ago, Thieneman led the team with 106 tackles, ranking fifth in the Big Ten among all players and the most by any freshman in the country.
- His 74 solo tackles in 2023 led all freshmen nationwide and set a new Purdue freshman record.

TACKLES-4-LOSS

- One of the major anchors of the defense is senior Kydran Jenkins (KAY-dran), who ranks sixth in Purdue history with 21.5 career sacks and 12th with 39.5 tackles-for-loss.
- The senior linebacker leads the Boilermakers in TFLs (8.0) and sacks (5.0), while ranking second in tackles (48).
- Jenkins sacks per game (0.83) ranks third in the Big Ten. The Boilermaker sits fifth in the conference and 19th nationally with 5.0 solo tackles per game.
- Jenkins had a huge game against Oregon State (Sept. 21), recording a career-high 16 tackles to go along with 3.0 TFLs and 2.0 sacks. With his second sack of the contest, he became the eighth Boilermaker in program history to make 20 career sacks.
- As a junior, Jenkins finished second in the Big Ten in tackles-for-loss with 15.5 on the year, ranking 18th in the country and the most by a Boilermaker since George Karlaftis in 2019 (17.0).
- He garnered All-Big Ten Honorable Mention for the second straight year in 2023.
- A versatile player, Jenkins moved from RUSH END to middle linebacker ahead of the 2024 campaign, a position he played in high school and a spot the coaching staff believed would do more to impress NFL scouts.

HIGHWAY TO HELDT

- After recording only 12 tackles throughout his freshman season, sophomore rush end Will Heldt has made 30 tackles in the first half of the 2024 campaign. He ranks second on the team in sacks (4.0) and TFLs (5.5).
- Heldt recorded his first career touchdown with a 16-yard scoop-and-score at No. 23 Illinois (Oct. 12).
- At Wisconsin (Oct. 5), Heldt recorded a career-high eight tackles to pace Purdue.
- Heldt started the season with a team-high seven tackles, 3.0 tackles-for-loss and 2.0 sacks in the win over Indiana State. Prior to the season opener, Heldt's career high in tackles were two.

LOVIN' THE INTS

- An important part of Purdue's nickel defense, Kyndrich Breedlove produced a breakout game at Wisconsin (Oct. 5).
- The Nashville, Tennessee, native hauled in interceptions on back-to-back drives in the second quarter for Purdue's first INTs of the season.
- Breedlove's performance marked just the eighth time in the last decade that a Boilermaker recorded two interceptions in one game and the first since Dillon Thieneman did it in the 2023 season finale victory over Indiana.
- Breedlove leads the Boilermakers with four pass breakups on the season.





BOILER NOTES

ANOTHER AUSSIE

- Keelan Crimmins has quickly become Purdue's most reliable punter in at least seven seasons.
- Crimmins is fourth in the Big Ten and ranks 21st nationally with a 45.0-yard average.
- He is on pace for the second-highest season punt average in program history behind Ray Guy Award winner Travis Dorsch (48.1 yards per punt).
- Against Notre Dame, Crimmins punted 10 times for a 47.3-yard clip with a pair of balls over 50 yards and three inside the 20-yard line.
- It was only the sixth time a Big Ten punter averaged over 47 yards when punting 10 times. Iowa has three of them.
- His career-long 64-yard kick against the Irish was just the 20th ball of 64 or more yards by Purdue punter since 1996.
- He tallied a 46.7-yard average against Indiana State on three boots.
- The Aussie was the No. 3-ranked punter by ProKick Australia.
- He played cricket and high level Australian Rules Football.
- Crimmins is the second straight Purdue punter from Australia, joining Jack Ansell (2021-23), who also wore No. 30.

SPECIAL TEAMS BEING SPECIAL

- Pro Football Focus graded the Boilermakers' special teams at 91.1, the best in the nation, through the first four games of the year. The Boilermakers are now 11th at 88.2.
- Purdue was ranked atop the ESPN Football Power Index Special Teams Efficiency at 80.5 through the first four games, as well.
- Purdue is one of eight teams nationally and the only one from the Big Ten with three blocked kicks this season (2 - FG, 1 - Punt).
- Purdue ranks seventh in the Big Ten in kickoff return average (20.9), fourth in kick return defense (16.1) and sixth in net punting (41.6).
- Elijah Jackson is fifth in the conference with 18.1 yards per kick return this season.
- Punter Keelan Crimmins is 21st nationally and fourth in the Big Ten with a 45.0 punt average on the year.
- In his second year with the program, special teams coach Chris Petrilli has boosted the Boilermakers' special teams, including the kickoff return for a touchdown last season, the program's first in more than a decade.

MISSING BULLDOGS-TURNED-BOILERS

- Purdue was without two of its highest-ranked transfers to start the season.
- Wide receiver CJ Smith, one of four Boilermakers to transfer from Georgia, was injured in fall camp.
- Nyland Green, the No. 7 rated transfer and highest ranked cornerback in the portal according to 247Sports, was expected to make an immediate impact to the Purdue secondary before suffering an injury in fall camp.
- Green made his Purdue debut against Nebraska.

JOE JEFF STEPS UP

- Sophomore Joseph Jefferson has found a pivotal role in Ryan Walters' defense filling in when Antonio Stevens missed time due to injury.
- The Indianapolis native has made 25 tackles over the past four contests, including a career-high 10 at Oregon State.
- Adding nine more tackles against Nebraska, Jefferson's 26 total tackles on the season rank fourth among Purdue defenders.
- Jefferson began his career with only three tackles through his first 14 games as a Boilermaker, primarily playing on special teams. He recorded two tackles as a redshirt freshman last year before making one tackle in the first two games of this season.

DIFFICULT SCHEDULE

- A season ago, Purdue did not face a team with a losing record at the time of the game until battling Indiana for the Old Oaken Bucket in the season finale. This year's schedule may be even tougher.
- Purdue's schedule was ranked the 11th hardest in the nation by ESPN's Football Power Index, fourth by College Football News, seventh by College Football Network and sixth by Sports Grid.
- Four preseason Top 10 teams appear on the Boilermakers' 2024 schedule: No. 2 Ohio State (Nov. 9), No. 3 Oregon (Oct. 18), No. 7 Notre Dame (Sept. 14) and No. 8 Penn State (Nov. 16).
- No other team in the country plays more Top 10 teams than Purdue. Only Florida matched the Boilermakers with four Top 10 opponents.
- Three of the Top 10 matchups are at home, as Purdue hosts Notre Dame, Oregon and Penn State at Ross-Ade Stadium.

ROSS-ADE PACKED ALL SEASON LONG

- With three of Purdue's six home games coming against preseason Top 10 teams, Ross-Ade Stadium is expected to be packed all season long.
- Purdue has sold out two games against Notre Dame and Nebraska, which matched the highest attendance at Ross-Ade Stadium since 2014 when renovations began that trimmed capacity by nearly 10,000 seats.
- Purdue's attendance of 59,488 against Indiana State was the largest in a season opener for Purdue since 2005.
- The Boilermakers' home game against Northwestern is already sold out.
- The 2023 season featured Purdue's highest home attendance, both average and total, since the 2007 campaign, but those marks might be broken this season.
- With more than 42,000 season ticket holders, including more than 5,000 new season ticket holders, season tickets sold out for the 2024 season.
- Student season tickets also sold out five hours after going on sale, a record-breaking time.
- Purdue's in-state matchup against Notre Dame sold out one day after going on sale to the public.

THE ADMIRAL

- Gus "The Admiral" Hartwig once again leads the Purdue front line in his fifth year starting for the Boilermakers.
- The four-time All-Big Ten honorable mention honoree has played in 45 games, starting 42. He first start came at right guard against Minnesota during his freshman season in 2020.
- He was named to the Rimington Trophy Watch List each of the last three seasons, a trophy presented annually to the most outstanding center in college football, as well as the Jason Witten Collegiate Man of the Year Watch List.
- A cerebral leader at the heart of the offense, he has been named Academic All-Big Ten three times and is also a member of the NFF Hampshire Honor Society.
- He was Campbell Trophy Semifinalist in 2023 and 2024.
- Hartwig graduated with a bachelor's in Finance with honors and is now working on his master's in Global Supply Chain Management.

SMITH'S STATEMENT

- One of the newest Boilermakers, sophomore wide receiver Leland Smith made a statement in his debut donning the Old Gold & Black.
- Smith caught a pair of passes in the season opener, including a spectacular 31-yard touchdown for his first TD as a Boilermaker.
- In the fourth quarter, he showcased his versatility by blocking a punt on special teams. It was the first blocked punt by a Boilermaker since Jackson Anthrop did it in 2021 against Nebraska.

LAST TIME OUT

NO. 23 ILLINOIS 50, PURDUE 49 (OT)

Oct. 12, 2024 | Champaign, Ill.

Purdue	0	3	17	23	6	49
Illinois	10	14	3	16	7	50

PURDUE LEADERS

RUSHING: Ryan Browne - 17 att, 118 yds
PASSING: Ryan Browne - 18-26, 297 yds, 3 TDs, 0 INT
RECEIVING: Max Klare - 6 rec, 133 yds
TACKLES: Kydran Jenkins - 10 total, 6 solo
TACKLES-for-LOSS: Kydran Jenkins - 2.5 TFL
SACKS: Kydran Jenkins/Will Heldt - 1.5 Sacks
INTERCEPTIONS: None

Despite rallying from a 27-3 deficit by scoring 46 points in the second half, the Boilermakers ultimately fell one-point shy of knocking off No. 23 Illinois.

Ryan Browne became the third Purdue quarterback in the last 55 years to tally 200 yards passing and 100 yards rushing.

FBS TOP-50 / BIG TEN TOP-10
INDIVIDUAL RANKINGS

Player	Category	FBS	BIG	Stat
K. Breedlove	Interceptions Per Game	38	9	0.3
	Interceptions	29	7	2
K. Crimmins	Punting	21	4	45.0
W. Heldt	Fumble Recoveries	22	1	1
E. Jackson	Combined Kick Returns	78	8	145
	Kickoff Returns	46	5	18.1
K. Jenkins	Sacks	14	3	0.83
	Solo Tackles	19	3	5.0
	Tackles-for-Loss	22	4	1.3
	Total Tackles	55	7	8.0
M. Klare	Yards Per Reception	70	6	16.8
D. Mockobee	Rushing Yards	50	8	464
	Rushing Yard Per Game	53	10	77.3
S. Porath	Field Goal Percentage	37	5	.833
D. Thieneman	Solo Tackles	8	2	5.5
	Total Tackles	39	5	8.3





HUDSON CARD

QUARTERBACK

SR • 6-3 • 210

AUSTIN, TEXAS • LAKE TRAVIS • TEXAS

COMPLETIONS	ATTEMPTS	YARDS	TOUCHDOWNS	INTERCEPTIONS
71	112	738	7	4

SEASON / CAREER HIGHS

COMPLETIONS

2024 24 - vs. Indiana State - 8/31/24

Career 32 - vs. Syracuse - 9/16/23

ATTEMPTS

2024 25 - vs. Indiana State - 8/31/24

Career 46 - vs. Syracuse - 9/16/23

PASSING YARDS

2024 273 - vs. Indiana State - 8/31/24

Career 323 - vs. Syracuse - 9/16/23

PASSING TOUCHDOWNS

2024 4 - vs. Indiana State - 8/31/24

Career 4 - vs. Indiana State - 8/31/24

LONG PASS

2024 52 - vs. Notre Dame - 9/14/24

Career 84 - vs. Fresno State - 9/2/23

RUSHING YARDS

2024 16 - vs. Indiana State - 8/31/24

Career 54 - vs. Wisconsin - 9/22/23

LONG RUSH

2024 12 - vs. Indiana State - 8/31/24

Career 32 - vs. UTSA - 09/17/22*

CARD RANKINGS

CATEGORY	NCAA	BIG	STAT
Completion Percentage	55	11	.634
Completions Per Game	96	15	14.2
Passing Efficiency	75	12	132.2
Passing Touchdowns	77	12	7
Passing Yards	117	16	738
Passing Yards Per Game	107	15	147.6
Points Responsible For Per Game	118	16	8.4
Total Offense	115	16	145.6
Yards Per Pass Attempt	95	14	6.6

CARD IN 2024

- Connected on 24-of-25 passes (96%) against Indiana State to match the single-game FBS record (min. 20 completions) and set the Purdue record for completion percentage, named to Earl Campbell Tyler Rose Award Player of the Week honorable mention
- Tabbed to the Manning Award, Johnny Unitas Golden Award, Earl Campbell Tyler Rose Award and Senior Bowl Watch List
- Missed game at Illinois due to injury

CARD'S CAREER

- Earned All-Big Ten Honorable Mention by the media during his first season at Purdue in 2023
- Was one of two Big Ten quarterbacks with 15 passing and five rushing touchdowns last season (Taulia Tagovailoa, Maryland) last season
- Joined Drew Brees, Mike Phipps, Curtis Painter and Billy Dicken as the only Purdue quarterbacks since 1956 with 15 passing and five rushing scores in a season in 2023
- Garnered Manning Award Star of the Week (Nov. 27) Earned two Earl Campbell Tyler Rose Honor Roll Awards on (Nov. 14) and (Nov. 28)
- Led Purdue to a win over Indiana in the Old Oaken Bucket Game in 2023 with 360 yards of offense (275 passing, 85 rushing) and four touchdowns to become the first quarterback since Drew Brees (2000) to pass for at least 275 yards and rush for at least 85 yards in the same game
- Joined the list of Boilermaker signal callers from the Austin, Texas area, alongside legend Drew Brees on the list of Purdue QBs to hail from the state capital. The pair sat on either side of the Battle of the Lakes rivalry between Lake Travis (Card) and Westlake (Brees) and are amongst a large list of top talent to have come from the two programs, including Nick Foles, Garrett Gilbert, Baker Mayfield and Justin Tucker
- Spent his first three seasons at Texas, appearing in 22 games with four starts
- Named All-America, two-time all-state honoree, 2020 Under Armour All-America Game participant
- Tabbed No. 67 nationally, No. 3 at dual threat quarterback, and No. 11 overall in Texas according to 247Sports, and No. 4 at dual threat quarterback and No. 9 overall in Texas by ESPN

PERSONAL

Major: Selling and Sales Management
Birthdate: July 29, 2001

Parents: Doug and Cindy
Siblings: Ashley and Weston

CARD CAREER LINE

Year	GP	GS	Passing					Rushing				
			C-A-I	Yds.	TDs	Long	Pct.	Att.	Yds.	TDs	Long	
2020	2	0	1-3-0	5	0	5	33.3	4	11	0	7	
2021	8	2	51-83-1	590	5	52	61.4	26	17	1	13	
2022	12	3	75-108-1	928	6	45	69.4	17	46	0	32	
2023	11	11	215-365-8	2387	15	84	58.9	93	203	5	25	
2024	5	5	71-112-4	738	7	52	63.4	24	-10	0	23	
Purdue	16	16	286-477-12	3125	22	84	60.0	117	193	5	25	
Total	38	21	413-671-14	4648	33	84	61.5	164	267	6	32	

2024 AS A SENIOR AT PURDUE

Date	Opponent	CMP	ATT	INT	%	YDS	TD	Long	ATT	YDS	TD	Long
8/31	Indiana State	24	25	0	96.0	273	4	43	3	16	0	12
9/14	Notre Dame	11	24	2	45.8	124	1	52	6	-42	0	1
9/21	at Oregon State	7	17	1	41.2	56	1	32	3	33	0	23
9/28	Nebraska	18	25	1	72.0	174	1	19	7	-22	0	10
10/5	at Wisconsin	11	21	0	52.4	111	0	22	5	5	0	1.0
10/12	at Illinois	Did Not Play										
10/18	Oregon											
11/2	Northwestern											
11/9	at Ohio State											
11/16	Penn State											
11/22	at Michigan State											
11/30	at Indiana											

2023 AS A JUNIOR AT PURDUE

Date	Opponent	CMP	ATT	INT	%	YDS	TD	Long	ATT	YDS	TD	Long
09/02	Fresno St.	17	30	0	56.7%	254	2	84	6	29	0	13
09/09	at Virginia Tech	23	34	0	67.6%	248	0	36	12	16	1	12
09/16	Syracuse	32	46	1	69.6%	323	1	25	8	-4	1	9
09/22	Wisconsin	21	38	2	55.3%	202	0	18	13	54	1	14
09/30	Illinois	18	26	0	69.2%	217	2	44	6	-20	0	3
10/07	at Iowa	25	40	2	62.5%	247	1	43	8	-40	0	6
10/14	Ohio St.	13	32	0	40.6%	126	1	35	4	-9	0	13
10/28	at Nebraska	16	32	2	50.0%	100	1	29	11	22	0	7
11/04	at Michigan	12	28	1	42.9%	144	1	43	5	26	0	21
11/11	Minnesota	17	25	0	68.0%	251	3	52	8	44	1	12
11/25	Indiana	21	34	0	61.8%	275	3	44	12	85	1	25

2022 AS A SOPHOMORE AT TEXAS

Date	Opponent	CMP	ATT	INT	%	YDS	TD	Long	ATT	YDS	TD	Long
09/03	ULM	4	5	0	80.0%	24	0	9	2	-11	0	0
09/10	Alabama	14	22	0	63.6%	158	0	42	6	8	0	20
09/17	UTSA	15	23	0	65.2%	161	1	26	2	35	0	32
09/24	at Texas Tech	20	30	1	66.7%	277	2	39	3	24	0	22
10/01	West Virginia	21	27	0	77.8%	303	3	45	4	-10	0	17
10/08	vs Oklahoma	0	0	0	0	0	0	0	0	0	0	0
10/15	Iowa St.	0	0	0	0	0	0	0	0	0	0	0
10/22	at Oklahoma St.	0	0	0	0	0	0	0	0	0	0	0
11/05	at Kansas State	0	0	0	0	0	0	0	0	0	0	0
11/12	TCU	0	0	0	0	0	0	0	0	0	0	0
11/19	at Kansas	1	1	0	100.0%	5	0	5	0	0	0	0
11/25	Baylor	0	0	0	0	0	0	0	0	0	0	0

2021 AS A FRESHMAN AT TEXAS

Date	Opponent	CMP	ATT	INT	%	YDS	TD	Long	ATT	YDS	TD	Long
09/04	Louisiana	14	21	0	66.7%	224	2	41	6	-1	1	6
09/11	at Arkansas	8	15	0	53.3%	61	0	25	8	14	0	8
09/18	Rice	2	3	0	66.7%	29	0	22	1	2	0	2
09/25	Texas Tech	0	0	0	0	0	0	0	1	13	0	13
10/16	Oklahoma St.	0	0	0	0	0	0	0	0	0	0	0
11/06	at Iowa State	14	23	0	60.9%	101	1	24	7	-25	0	3
11/13	Kansas	3	5	1	60.0%	52	1	33	1	-4	0	0
11/20	at West Virginia	10	16	0	62.5%	123	1	52	2	18	0	13

2020 AS A REDSHIRT AT TEXAS

Date	Opponent	CMP	ATT	INT	%	YDS	TD	Long	ATT	YDS	TD	Long
9/12	UTEP	0	1	0	0.0%	0	0	0	2	8	0	7
12/29	vs Colorado	1	2	0	50.0%	5	0	5	2	3	0	2





THE OFFENSE


**15 • RYAN BROWNE**

R-Fr. • QB • 6-4 • 210 • Clarkston, Mich. • Venice

GP/GS	C-A	YDS	TD	INT	YPG	EFF.
3/1	25-37	365	3	0	121.7	177.2

LAST GAME - 18-26, 297 Yds, 3 TDs, 17 att, 118 Yds

- First career start against Illinois, threw for 297 yards and three scores, rushed for 118 yards on the ground, was third Purdue quarterback with 200 yards passing, 100 rushing in the last 55 years
- Tabbed the Shaun Alexander Player of the Week after performance vs. Illinois
- Split time under center against Northwestern in 2023
- Played high school football in Michigan and Florida, before attending Milford Academy in 2022

**45 • DEVIN MOCKOBEE** (MOCK-ah-bee)

Jr. • RB • 6-0 • 207 • Boonville, Ind. • Boonville

GP/GS	ATT.	YDS	TD	LG	YPC	YPG
6/6	71	464	2	63	6.5	77.3

LAST GAME - 11 att, 102 yds, 1 TD, 3 rec, 31 yds, 1 TD

- 11th in Purdue history in rushing yards (2,243), 11th in touchdowns (17), sixth in 100-yard games (8)
- Fifth in the Big Ten with 6.5 yards per carry and eighth in rushing yards (464)
- Honorable Mention All-Big Ten (Coaches, Media) in 2023, Fourth Team All-Big Ten (Phil Steele)
- Set the Purdue freshman record for rushing yards, 100-yard games and attempts in 2022 as a walk-on


**23 • REGGIE LOVE III**

Sr. • RB • 5-11 • 215 • St. Louis, Mo. • Trinity Catholic • Illinois

GP/GS	ATT.	YDS	TD	LG	YPR	YPG
65/0	44	226	2	22	5.1	37.7

LAST GAME - 3 att, 16 yds, 2 rec, 9 yds

- Tied for the team lead in rushing touchdowns with scores against Indiana State and Oregon State
- Led Illinois in carries (116), rushing yards (567), yards per game (70.9), and touchdowns (4) in 2023
- Played for Purdue associate head coach Cory Patterson for two seasons in high school


**13 • JARON TIBBS** (juh-RON)

So. • WR • 6-3 • 214 • Indianapolis, Ind. • Cathedral

GP/GS	REC	YDS	TD	LG	YPC	YPG
6/5	15	140	2	21	9.3	23.3

LAST GAME - 4 rec, 51 yds, 1 TD

- Career-high 51 receiving yards vs. Illinois, grabbed eight-yard touchdown pass
- Caught first career touchdown against Indiana State, caught five balls for 46 yards vs. Nebraska
- Three-star recruit tabbed as the No. 16 prospect from Indiana by 247Sports
- Named to the 2022 Indiana Football Coaches Association All-State Top-50 team


**7 • JAHMAL EDRINE** (ja-MAL ED-ren)

Jr. • WR • 6-3 • 215 • Ft. Lauderdale, Fla. • Fort Lauderdale • FAU

GP/GS	REC	YDS	TD	LG	YPC	YPG
4/4	9	154	1	53	17.1	38.5

LAST GAME - 2 rec, 51 yds, 1 TD

- Caught 53-yard touchdown vs. Illinois for first score as a Boilermaker
- Tabbed to the Comeback Player of the Year Award Watch List
- Missed last year after suffering an injury in preseason camp
- Tallied 570 yards on 39 receptions with six touchdowns in 2022 at FAU


**16 • SHAMAR RIGBY**

Fr. • WR • 6-3 • 187 • St. Petersburg, Fla. • Clearwater Central Catholic

GP/GS	REC	YDS	TD	LG	YPC	YPG
6/4	5	27	0	8	5.4	4.5

LAST GAME - Appeared on offense and special teams

- First true freshman on offense to start season opener at Purdue this century
- Consensus three-star recruit, No. 73 in Florida per On3
- Named all-state twice and led Clearwater Central Catholic to two state titles in 2022 and 2023

**8 • DE'NYLON MORRISSETTE**

So. • WR • 6-1 • 200 • Stone Mountain, Ga. • North Cobb • Georgia

GP/GS	REC	YDS	TD	LG	YPC	YPG
6/3	7	67	2	19	9.6	11.2

LAST GAME - Appeared on offense and special teams

- Scored first career touchdown in Purdue debut against Indiana State
- Appeared in 16 games for Georgia in two seasons, winning the 2022 National Championship

**86 • MAX KLARE**

So. • TE • 6-4 • 240 • Guilford, Ind. • St. Xavier

GP/GS	REC	YDS	TD	LG	YPC	YPG
6/6	21	352	2	62	16.8	58.7

LAST GAME - 6 rec, 133 yds

- Career-high six receptions for 133 yards and a touchdown at Illinois
- Leads team in receptions and yards, seventh among tight ends nationally in receiving yards
- Named to the Comeback Player of the Year Award Watch List
- Top five in tight ends and freshmen receivers in receptions through four games last year

**82 • DREW BIBER** (BIB-er)

Jr. • TE • 6-5 • 245 • Cedarburg, Wis. • Cedarburg

GP/GS	REC	YDS	TD	LG	YPC	YPG
6/2	8	73	0	22	9.1	12.2

LAST GAME - 1 rec, 22 yds

- Set career highs in receptions (3) and receiving yards (24) against Nebraska
- Recorded first career touchdown in the Old Oaken Bucket Game against Indiana last year
- Three-star and No. 10-ranked recruit overall in Wisconsin by 247Sports.com

**53 • GUS HARTWIG**

Sr. • OL • 6-5 • 305 • Zionsville, Ind. • Zionsville

- Started at center in all six games
- Tabbed to Rimington Award Watch List for the third year, Campbell Award semifinalist
- Added to the Jason Witten Collegiate Man of the Year Watch List
- 41 starts at Purdue are the most by any offensive Boilermaker on the team

**71 • COREY STEWART**

Sr. • OL • 6-6 • 318 • Nashville, Tenn. • East Nashville • Ball State

- Started at left tackle the last five games, after missing season opener due to injury
- Joined Purdue after a First Team All-MAC campaign at Ball State in 2023
- Entered the season with 28 consecutive starts over final three seasons at Ball State

**77 • MAHAMANE MOUSSA** (ma-HA-men MOO-sa)

Jr. • OL • 6-4 • 300 • Indianapolis, Ind. • Pike

- Started at left guard in all six games
- Missed final two games of the year in 2023 due to injury, after starting 18 games in two years
- Three-star and No. 17-ranked recruit in Indiana by Rivals in the class of 2022

**55 • DJ WINGFIELD**

Jr. • 6-5 • 280 • Los Angeles, Calif. • Redondo Union • El Camino • New Mexico

- Started at right guard in all six games
- Joined Purdue in 2024 after playing nine games at New Mexico in 2023
- Started 22 games in two years at El Camino Junior College to earn SCFA All-Second Team

**63 • MARCUS MBOW** (like bow and arrow)

Jr. • 6-5 • 300 • Milwaukee, Wis. • Wauwatosa East

- Started at right tackle in all six games
- Named to the Senior Bowl Watch List
- Tabbed College Football News' Freshman All-America Second Team in 2022

**39 • BEN FREEHILL**

Sr. • K • 6-1 • 195 • Gibson City, Ill. • Melvin-Sibley • Oklahoma State

FGM-A	FG%	PAT	LONG	-29	30-39	40-49	50+
-	-	-	-	-	-	-	-

LAST GAME - 3 KO, 3 TBs, successful onside kick

- Serving as the kickoff specialist, onside kick vs. Illinois was Purdue's first recovery since 2019
- Hit a career-long 44-yard kick against Indiana last season
- Served as field goal kicker last season

**35 • SPENCER PORATH** (poor-RATH)

Fr. • K • 5-11 • 201 • Brownsburg, Ind. • Brownsburg

FGM-A	FG%	PAT	LONG	-29	30-39	40-49	50+
5-6	.833	15-15	45	4-4	0-1	1-1	-

LAST GAME - 2-2 FG, 22 & 24 Yds, 3-3 PATs

- Has hit five straight field goals, fifth on Purdue's freshman field goal chart
- Made his first field goal against Nebraska
- 2023 U.S. Army Bowl All-American, IFCA Top 50 All-State team, On3 Indiana Mr. Football Kicker in 2023



DILLON THIENEMAN

DEFENSIVE BACK

SO. • 6-0 • 207

WESTFIELD, IND. • WESTFIELD

TACKLES

50

SOLOS

33

TFLS

2.5

PBU

3

INTERCEPTIONS

0

SEASON / CAREER HIGHS

TACKLES

2024 14 - at Oregon State - 9/21/24

Career 14 - 2x last at Oregon State - 9/21/24

SOLO TACKLES

2024 7 - at Oregon State - 9/21/24

Career 10 - 2x vs. Syracuse - 9/16/23

TACKLES-FOR-LOSS

2024 1 - 2x last at Wisconsin - 10/5/24

Career 1 - 4x last at Wisconsin - 10/5/24

FORCED FUMBLES

2024 None

Career 2 - at Nebraska - 10/28/23

INTERCEPTIONS

2024 None

Career 2 - vs. Indiana - 11/25/23

THIENEMAN'S RANKINGS

CATEGORY	NCAA	BIG	STAT
Total Tackles	39	5	8.3
Solo Tackles	8	2	5.5

THIENEMAN IN 2024

- Is in his second season as one of the top defensive backs in all of college football
- Opened the year with a pair of solo tackles and three punt returns for 29 yards vs. Indiana State
- Posted a team-high nine tackles vs. Notre Dame, for his ninth time leading the team in stops
- Matched career high with 14 tackles on the road at Oregon State
- Leads the team in tackles and solo tackles, ranking fifth and second, respectively, in the Big Ten in both categories

AN ALL-AMERICAN START

- Purdue's seventh player named Big Ten Freshman of the Year, and fifth defensive back in league history (Stuart Schweigert, Charles Woodson, Jabrill Peppers and Brandon Joseph)
- The 50th All-American in program history, Purdue's first All-America defensive back since Steve Jackson in 1990 (Gannett News Service) as well as the first AP All-America Boilermaker since College Football Hall of Famer Rod Woodson (1986).
- Ended the campaign ranked third nationally in interceptions (6) and solo tackles (74), leading all freshmen and setting new Purdue freshman records.
- His six interceptions were double the nearest freshmen, while his 74 solo tackles ranked first amongst all Big Ten defenders
- Passed Stuart Schweigert's freshman record of five interceptions in a season with six
- Was the eighth Boilermaker with six picks in a season, the first since Ricardo Allen in 2013
- Broke Rod Woodson's Purdue freshman record of solo tackles in a single season, who ended his 1983 freshman campaign with 67 solo tackles
- Thieneman was one of two freshmen since 2005 to record 100 tackles and five interceptions.
- Targeted just 11 times last year as the primary defender in coverage, the lowest of any defensive back with at least 300 snaps. Of the 11 targets, six resulted in interceptions and two were broken up

THIENEMAN QUOTABLES

"Dillon Thieneman might be the most feared defensive back in the country."

- David Hale (ESPN)

"He's got range that I don't think 80% of NFL safeties have right now."

- Dalton Wasserman (PFF College)

"This is a guy that is going to play a decade in the NFL, and I can't wait to watch his career."

- Jake Butt (BTN Analyst)

"He is as much of a freak athlete we have at any position in college football right now."

- Dalton Wasserman (PFF College)

"He is the best single-high safety in college football." - Max Chadwick (PFF College)

"It's like he was created in a lab somewhere...Have I coached anybody like him before? No I haven't. Not as talented as he is." - Ryan Walters

THIENEMAN CAREER LINE

Year	Games	Starts	Solo	Ast	Total	TFL	PBU	FF	FR	BLK	Sacks	INT
2023	12	12	74	32	106	2.0	2	2	0	0	0	6
2024	6	6	33	17	50	2.5-6	3	0	0	0	1	0
Total	18	18	107	49	156	4.5-12	5	2	0	0	1	6

2024 AS A SOPHOMORE AT PURDUE

Date	Opponent	Solo	AST	TOT	TFL-YDS	SACK-YDS	FF-FR-YDS	INT-YDS	QBH	BRK
8/31	Indiana State	2	0	2	0-0	0-0	0-0-0	0-0	0	0
9/14	Notre Dame	6	3	9	1.0-2	1.0-0	0-0-0	0-0	0	0
9/21	at Oregon State	7	7	14	0-0	0-0	0-0-0	0-0	0	0
9/28	Nebraska	6	3	9	0-0	0-0	0-0-0	0-0	0	0
10/5	at Wisconsin	6	2	8	0.5-1	0.0	0-0-0	0-0	0	3
10/12	at Illinois	6	2	8	0.0-0	0.5-1	0-0-0	0-0	0	0
10/18	Oregon									
11/2	Northwestern									
11/9	at Ohio State									
11/16	Penn State									
11/22	at Michigan State									
11/30	at Indiana									

2023 AS A FRESHMAN AT PURDUE

Date	Opponent	Solo	AST	TOT	TFL-YDS	SACK-YDS	FF-FR-YDS	INT-YDS	QBH	BRK
9/02	Fresno St.	10	0	10	0-0	0-0	0-0-0	1-0	0	0
9/09	at Virginia Tech	6	1	7	0-0	0-0	0-0-0	1-0	0	0
9/16	Syracuse	10	4	14	0-0	0-0	0-0-0	0	0	0
9/22	Wisconsin	3	4	7	0-0	0-0	0-0-0	0	1	0
9/30	Illinois	5	2	7	0-0	0-0	0-0-0	0	0	1
10/07	at Iowa	7	1	8	0-0	0-0	0-0-0	1-26	0	0
10/14	Ohio St.	4	5	9	0-0	0-0	0-0-0	0-0	0	0
10/28	at Nebraska	7	5	12	1.0-4	0-0	2-0-0	0-0	0	0
11/04	at Michigan	3	2	5	0-0	0-0	0-0-0	0-0	0	1
11/11	Minnesota	5	4	9	0-0	0-0	0-0-0	0-0	0	0
11/18	at Northwestern	6	4	10	0-0	0-0	0-0-0	1-0	0	0
11/25	Indiana	8	0	8	1.0-	0-0	0-0-0	2-32	0	0

THIENEMAN RANKINGS IN 2023

CATEGORY	NCAA	BIG	STAT
Interceptions Per Game	3	2	6
Interceptions Per Game by a Freshman	1	1	6
Solo Tackles Per Game	3	2	6.2
Solo Tackles Per Game by a Freshman	1	1	6.2
Total Tackles Per Game	31	5	8.8
Total Tackles Per Game by a Freshman	1	1	8.8

THIENEMAN'S TROPHY CABINET

2024

- Second Team AP Preseason All-America, Walter Camp, Sporting News, Phil Steele, Athlon)
- First Team Preseason All-Big Ten (Phil Steele, Athlon Sports)
- Chuck Bednarik Award, Bronko Nagurski Trophy, Jim Thorpe Award, Lott IMPACT Trophy Watch Lists

2023

- FWAA Defensive Freshman of the Year
- Thompson-Randle El Big Ten Freshman of the Year
- 247Sports True Freshman of the Year
- Shaun Alexander Freshman of the Year Finalist
- Third Team All-America (AP), Fourth Team All-America (Phil Steele)
- First Team Freshman All-America (The Athletic, 247Sports)
- Second Team All-Big Ten (Coaches, AP, Phil Steele), Third Team All-Big Ten (Media)
- USA TODAY Big Ten Newcomer of the Year
- PFF All-Big Ten Team
- Big Ten Freshman of the Week - Sept. 5, Oct. 9, Oct. 30, Nov. 13, Nov. 27
- 247Sports, FWAA, The Athletic, On3 Midseason True Freshman All-American

A FAMILIAR NAME

- A familiar last name is back on a Purdue jersey with Thieneman.
- Dillon Thieneman joined the Boilermaker bloodline shared by his older brothers, Jacob (2016-18) and Brennan (2017-20), who both were safeties at Purdue.
- Jacob recorded 154 tackles over his final two seasons in the Purdue secondary, while Brennan played in every game over his last three seasons as a Boilermaker.
- Enrolling early in January 2023, Dillon impressed the coaching staff, earning a starting spot during camp heading into his freshman season.

PERSONAL


Major: Engineering
Birthdate: Aug. 8, 2004

Parents: Ken and Shannon
Siblings: Jake, Brennan and Kiera





THE DEFENSE


**0 • JEFFREY M'BA** (MMM-BA)

Sr. • DL • 6-6 • 302 • Libreville, Gabon • Independence CC • Auburn

GP/GS	TOT	TFL	SACK	INT	QBH	FF-FR
6/6	15	0.0	0.0	0	0	0-0

LAST GAME - 1 total

- Recorded second career sack and first as a Boilermaker against Ohio State last year
- No. 1-ranked junior college player in the nation - 50 tackles, 15 for loss at Independence in 2021-22
- Started playing football four years ago in France for the Pionniers de Touraine


**91 • COLE BREVARD**

Sr. • DL • 6-3 • 333 • Carmel, Ind. • Carmel • Penn State

GP/GS	TOT	TFL	SACK	INT	QBH	FF-FR
6/6	9	4.0	0.0	0	0	0-0

LAST GAME - 2 solo, 1 TFL

- Fifth on the team in tackles-for-loss this season
- Matched school record with two fumble recoveries at Nebraska last year
- Devoted Star Wars fan, biggest one on the team


**95 • JOE ANDERSON**

Sr. • DL • 6-4 • 290 • Murfreesboro, Tenn. • Oakland • South Carolina

GP/GS	TOT	TFL	SACK	INT	QBH	FF-FR
5/5	9	0.5	0.0	0	0	0-0

LAST GAME - 2 solo

- Blocked a field goal against Nebraska
- Tallied a career-high 16 tackles with nine solos and two for loss last season
- Guided Oakland to the 2018 Tennessee Class 6A State Championship


**15 • WILL HELDT**

So. • RUSH • 6-6 • 265 • Carmel, Ind. • Carmel

GP/GS	TOT	TFL	SACK	INT	QBH	FF-FR
6/6	30	5.5	4.0	0	4	0-1

LAST GAME - 3 total, 3 solo, 1 FR, fumble recovery touchdown

- Returned fumble recovery 16 yards for a touchdown vs. Illinois, his first career touchdown
- Already set career highs this season in tackles, tackles-for-loss and sacks
- Career day against Indiana State with seven stops, three tackles-for-loss and two sacks

**4 • KYDRAN JENKINS** (KAY-dran)

Sr. • LB • 6-1 • 253 • Louisville, Ga. • Jefferson County

GP/GS	TOT	TFL	SACK	INT	QBH	FF-FR
6/6	48	8.0	5.0	0	2	0-0

LAST GAME - 10 total, 6 solo, 2.5 TFLs, 1.5 sacks

- Third in the Big Ten in sacks, seventh in total tackles and third in solo tackles (19th nationally)
- Sixth in Purdue history with 21.5 sacks and 12th with 39.5 TFLs
- Two-time All-Big Ten honorable mention


**11 • ANTONIO STEVENS**

Sr. • DB • 6-2 • 217 • Nashville, Tenn. • Battle Ground

GP/GS	TOT	TFL	SACK	INT	QBH	FF-FR
4/4	19	0.5	0.0	0	0	0-0

LAST GAME - 4 total, 3 solo

- Missed two games due to injury, returned vs. Illinois
- Cemented spot in the starting lineup this season
- No. 27-rated safety in the 2020 class by ESPN

**17 • SHITTA SILLAH** (SHEET-uh sill-AH)

Sr. • RUSH • 6-4 • 251 • Somerset, N.J. • Mater Dei Prep • Boston College

GP/GS	TOT	TFL	SACK	INT	PBU	FF-FR
6/5	17	3.5	1.0	0	0	0-0

LAST GAME - 3 solo

- Joined Purdue in the spring of 2024, after five years at Boston College, appearing in 39 games
- Tallied 80 tackles, 50 solos, 12 tackles-for-loss and 6.5 sacks with the Eagles
- Named No. 1 OLB prospect in New Jersey and New Jersey's ninth-best prospect per 247Sports

**14 • YANNI KARLAFTIS** (YAH-nee)

Jr. • LB • 6-3 • 235 • West Lafayette, Ind. • West Lafayette

GP/GS	TOT	TFL	SACK	INT	PBU	FF-FR
6/3	27	0.0	0.0	0	1	0-0

LAST GAME - 4 total, 3 solo

- Posted a season-high eight stops against Nebraska
- Finished fourth on the team with 55 tackles, including 28 solos, in 2023
- Brother of All-American and two-time Super Bowl champion George Karlaftis

**8 • CJ MADDEN**

So. • RUSH • 6-4 • 263 • Ellenwood, Ga. • Cedar Grove • Georgia

GP/GS	TOT	TFL	SACK	INT	QBH	FF-FR
3/0	7	0.5	0.0	0	1	0-0

LAST GAME - Missed last game due to injury

- Joined Purdue after playing two seasons at Georgia
- Appeared in eight games with the Bulldogs, winning the 2022 National Championship
- Four-star recruit according to 247Sports, tabbed as the No. 153 prospect nationally


**34 • DAMARJHE LEWIS**

Jr. • DL • 6-3 • 300 • Griffin, Ga. • Griffin • Indiana

GP/GS	TOT	TFL	SACK	INT	QBH	FF-FR
5/1	14	3.0	0.0	0	0	0-0

LAST GAME - Did not play

- Fourth on the team in tackles-for-loss, blocked a field goal against Nebraska
- Appeared in two games over 2022 & 2023 due to injuries
- 2019 Georgia 3-AAAA Defensive Player of the Year

**10 • KYNDRICH BREEDLOVE** (KEN-drick)

Jr. • DB • 5-11 • 185 • Nashville, Tenn. • Pearl-Cohn • Ole Miss • Colorado

GP/GS	TOT	TFL	SACK	INT	PBU	FF-FR
6/5	17	1.0	0.0	2	4	0-0

LAST GAME - 2 solo, 1 PBU

- Picked off a pair of passes against Wisconsin
- Joined Purdue in 2024 after spending time at Ole Miss and Colorado
- Consensus four-star prospect, ranked as the No. 8 player from Tennessee by Rivals

**2 • NYLAND GREEN** (NVE-land)

Jr. • DB • 6-1 • 186 • Covington, Ga. • Newton • Georgia

GP/GS	TOT	TFL	SACK	INT	PBU	FF-FR
3/3	8	1.0	1.0	-	-	1-0

LAST GAME - 4 solo, 1.0 sacks, 1 TFL, 1 FF

- Recorded first career sack and forced fumble at Illinois, missed first three games with injury
- Appeared in 29 games, helping the Bulldogs win the 2022 National Championship
- Consensus four-star prospect, ranked as the No. 5 DB recruit in the country by 247Sports

**92 • MO OMONODE** (oh-MO-na-day)

Jr. • DL • 6-0 • 286 • West Lafayette, Ind. • West Lafayette

GP/GS	TOT	TFL	SACK	INT	QBH	FF-FR
5/0	8	1.0	0.0	0	0	0-0

LAST GAME - 1 total

- Part of the rotation on the defensive line
- Appeared in 23 games during first two seasons at Purdue with 21 tackles and 3.0 for-loss
- Consensus 3-star defensive lineman and the No. 19 prospect in Indiana according to Rivals


**12 • TARRION GRANT** (tah-RON)

Fr. • DB • 6-2 • 197 • Sumter S.C. • Siegel

GP/GS	TOT	TFL	SACK	INT	QBH	FF-FR
6/3	7	0.0	0.0	0	0	1-0

LAST GAME - Appeared on defense and special teams

- Fifth true freshman to start a season opener on defense in the last 20 years
- Five-star recruit, reclassified into the 2024 class, 6-3A Athlete of the Year, All-State, All-District
- Posted a 10.71 100-meter dash and jumped 23.05 meters in the long jump in track

**32 • JOSEPH JEFFERSON II**

So. • DB • 6-0 • 190 • Indianapolis, Ind. • Pike

GP/GS	TOT	TFL	SACK	INT	PBU	FF-FR
6/2	26	1.0	0.0	0	0	0-0

LAST GAME - Appeared on defense and special teams

- Started for first time in his career against Nebraska and Wisconsin
- Posted a career-high 10 tackles, six solos, and his first career tackle-for-loss against Oregon State
- One of the lead players on special teams, featuring on most kick and return units

**30 • KEELAN CRIMMINGS**

Jr. • P • 6-3 • 223 • Spotswood, Australia • Mississippi State

NO.	YDS	AVG	LG	FC	I20	50+
32	1,441	45.0	64	13	6	5

LAST GAME - 2 punts, 48.5 avg, 58 long

- Fourth in the Big Ten in punting average, ranking 21st nationally
- Ranked as the No. 7 punter in Australia and No. 3 punter in Prokick Australia
- Played Australian rules football for the Western Jets Under-18 squad, as well as cricket



RYAN WALTERS

HEAD COACH

OVERALL: 5-13 | BIG TEN: 3-9

THE WALTERS FILE

Birthdate: Jan. 21, 1986 (Age 38) in Los Angeles, Calif.
Wife: Tara
Children: Aaron & Cason
High School: Grandview High School (Aurora, Colo.)
College: Colorado (2008) - History & Ethnic Studies
Year Coaching: 16th

AS HEAD COACH AT PURDUE

YEAR:	2nd
OVERALL RECORD:	5-13
BIG TEN RECORD:	3-9
HOME:	4-6
ROAD / NEUTRAL:	1-7
VS. RANKED:	0-4
WHEN RANKED:	N/A
RANKED VS. RANKED:	N/A
VS. AP TOP 10:	0-2
BOWL GAMES:	N/A

FBS COACHES UNDER 40 YEARS OLD

Coach	School	Age*
Kenny Dillingham	Arizona State	34
Scotty Walden	UTEP	34
G.J. Kinne	Texas State	35
Ryan Walters	Purdue	38
Marcus Freeman	Notre Dame	38
Michael Desormeaux	Louisiana	38
Dan Lanning	Oregon	38
Sean Lewis	San Diego State	38
Sherrone Moore	Michigan	38
Eric Morris	North Texas	38
David Braun	Northwestern	39

*Age at start of the 2024 season

Considered one of the nation's fastest rising young coaches, Ryan Walters is in his second season as head coach of the Boilermakers. Walters was announced as the 37th head coach in Purdue Football history on Dec. 13, 2022.

During his first season at Purdue, Walters and the Boilermakers faced one of the toughest schedules in the country. As the Boilermakers prepared to play Northwestern in their 11th game of the season, all 11 teams on Purdue's schedule up to that point, including the Wildcats, did not have a losing record. Despite the gauntlet, Purdue tied for fourth in the Big Ten West and won both rivalry games to keep possession of the Cannon Trophy (Illinois) and the Old Oaken Bucket (Indiana) for the third straight season.

In Walters' debut season guiding the Old Gold and Black, Purdue found success in all three phases of the game. The offense led the Big Ten in rushing in conference contests, averaging 184.6 yards per game. That included the Boilermakers rushing for more than 300 yards in back-to-back games for the first time since 1968. The 2,029 rushing yards were the most since 2012, while Purdue became the only team in the Big Ten with two running backs eclipsing 500 yards in conference games (Devin Mockobee - 625, Tyrone Tracy Jr. - 624). Purdue joined national champion Michigan as the only two teams to score seven touchdowns in a Big Ten contest.

On the defensive side of the ball, the Boilermakers recorded 35 sacks, the most since 2004 and the third-most in program history. Individually, Dillon Thieneman became an All-American (Third Team - AP) and was named the Big Ten Freshman of the Year after setting school records for interceptions (6) and solo tackles (74) by a freshman; both marks ranked third nationally by any defender in college football throughout the 2023 campaign. In Walters' defense, the duo of Nic Scourton and Kydran Jenkins had more sacks and TFLs than any other teammates in the conference, as both Boilermakers cracked the Big Ten's Top 3 in both categories.

The 2023 special teams unit averaged 24.2 yards per kickoff return, Purdue's best since 2004 and the fourth-most all-time. Tracy returned a kick 98 yards for a touchdown in the season opener, the first by a Boilermaker since 2013, while ranking second in the Big Ten and 15th nationally in kick return average (25.5).

Walters brought energy and excitement to Purdue Football, as season tickets nearly reached 40,000 and broke the 30,000 mark for the first time since 2007. The Ross-Ade Brigade, Purdue's student section, sold out season tickets for the first time in five years. Ross-Ade Stadium averaged 58,249 fans at each home game, the highest average attendance since 2007.

Hired at age 36 after spending two seasons as Illinois' defensive coordinator and creating the nation's No. 1 scoring defense (12.3 ppg in 2022), Walters became the fourth-youngest coach in the Power 5 conferences behind Kenny Dillingham (32-Arizona State), Kane Wommack (35-South Alabama) and Dan Lanning (36-Oregon) and eighth youngest in the FBS.

Walters elevated Illinois' defensive unit from the back of the pack into one of the nation's elite in just two seasons. Following the 2020 season, in which the Fighting Illini ranked 97th nationally in scoring defense (34.9) and 114th in yards allowed per game (466.8), Walters' first year in Champaign saw his side of the ball rise to 29th (21.9) and 49th (367.0), respectively. In 2022, the results were shown nationwide as Illinois went into the bowl schedule No. 1 nationally in scoring defense (12.3) and No. 2 in yards allowed per game (263.8).

A former safety at Colorado (2004-08), Walters tutored two of the nation's top defensive backs during his two-year stint in Champaign. Among six Illini defenders to earn All-Big Ten recognition in 2021 was safety Kerby Joseph, who was Illinois' first All-Big Ten First Team defensive back since 1989. Two more Illinois defensive backs accomplished the feat in 2022, with Devon Witherspoon and Sydney Brown earning first team accolades from the conference. Witherspoon, notably, became Illinois' first Jim Thorpe Award (top defensive back in college football) finalist in school history this past season.

Walters spent six seasons at Missouri prior to his tenure with the Illini, including three as defensive coordinator. He oversaw an impressive transformation of the Tigers' defense into one of the Southeastern Conference's top units. His 2019 defense ranked in the nation's Top 20 in several categories, including total defense (14th NCAA; 3rd SEC - 312.0) and scoring defense (17th NCAA; 6th SEC - 19.4), while excelling as a Top 10 pass defense (8th in passing yards allowed NCAA; 2nd SEC - 179.3).

Walters previously served as co-defensive coordinator for the 2016 and 2017 seasons in Columbia before being promoted to defensive coordinator permanently ahead of the 2018 season, with Missouri's overall defensive improvement leading the way to an eight-win season and bid to the 2018 AutoZone Liberty Bowl. Previously during bowl preparation in December 2017, Walters ascended to the role of defensive coordinator before the squad's 2017 Texas Bowl appearance after assuming control of the entire secondary ahead of that season. He had focused on the safeties in his first two seasons with the program.

Prior to making the move to Missouri in 2015, Walters coached at Memphis where he spent the 2014 season as cornerbacks coach and oversaw a defense that was among the most improved in the nation when the Tigers went 10-3.

A native of Aurora, Colorado, Walters was a football student-athlete at Colorado, where he was a standout safety for the Buffaloes (2004-08). He started 33 times in 46 career appearances as a Buffalo and earned All-Big 12 Conference Honorable Mention his senior season. He began his coaching career as a student assistant at Colorado, working with the secondary in 2009, and then spent two years on staff at Arizona, where he was a graduate assistant in 2010 before being promoted to defensive backs coach for the 2011 season.

From Arizona, Walters moved to Oklahoma as a graduate assistant cornerbacks coach in 2012, as the Sooners went 10-3 and played in the 2013 Cotton Bowl. He moved to North Texas for the 2013 season, where he oversaw cornerbacks and helped lead UNT to a 9-4 record in its first year in Conference USA.

Prior to his arrival at Illinois, Walters was one of 12 coaching participants in the National Coalition of Minority Football Coaches' inaugural Coalition Academy in April 2020, a first-of-its-kind mentorship program pairing influential athletic directors with minority football coaches.

Walters earned his degree in history from the University of Colorado in December 2008 with dual majors in history and ethnic studies. Walters and his wife Tara have two sons, Aaron and Cason.

WALTERS BY THE NUMBERS

Year	School	Role	Record	Note
2009	Colorado	Student Assistant/Secondary	3-9	
2010	Arizona	Graduate Assistant	7-6	Alamo Bowl
2011	Arizona	Defensive Backs	4-8	
2012	Oklahoma	Graduate Assistant/Cornerbacks	8-1	Cotton Bowl, Big 12 co-Champion
2013	North Texas	Cornerbacks	9-4	Heart of Dallas Bowl Champion
2014	Memphis	Cornerbacks	10-3	Miami Beach Bowl Champion, American co-Champion
2015	Missouri	Safeties	5-7	
2016	Missouri	Co-Defensive Coordinator/Safeties	4-8	
2017	Missouri	Co-Defensive Coordinator	7-6	Texas Bowl
2018	Missouri	Defensive Coordinator/Secondary	8-5	Liberty Bowl
2019	Missouri	Defensive Coordinator/Safeties	6-6	
2020	Missouri	Defensive Coordinator/Safeties	5-5	Music City Bowl (canceled)
2021	Illinois	Defensive Coordinator	5-7	
2022	Illinois	Defensive Coordinator	8-5	ReliaQuest Bowl
2023	Purdue	Head Coach	4-8	First season as a head coach
2024	Purdue	Head Coach	1-5	
Total	Purdue	Head Coach	5-13	



GAME 7 NOTES • Purdue vs. Oregon



SINGLE-GAME SUPERLATIVES UNDER WALTERS

MOST POINTS SCORED

1.	49	vs. Minnesota, 11/11/2023 (49-45)
	49	vs. Indiana State, 8/31/2024 (49-0)
	49	at Illinois, 10/12/2024 (49-50)
3.	44	vs. Illinois, 9/30/2023 (44-19)
4.	35	vs. Indiana, 11/25/2023 (35-31)
	35	vs. Fresno State, 9/2/2023 (39-35)

FEWEST POINTS ALLOWED

1.	0	vs. Indiana State, 8/31/2024 (49-0)
2.	17	at Virginia Tech, 9/9/2023 (24-17)
3.	19	vs. Illinois, 9/30/2023 (44-19)
4.	20	at Iowa, 10/7/2023 (20-14)
5.	23	at Northwestern, 11/18/2023 (23-15)

MOST FIRST DOWNS

1.	29	vs. Syracuse, 9/16/2023
2.	26	vs. Illinois, 9/30/2023
	26	vs. Indiana State, 8/31/2024
4.	25	vs. Minnesota, 11/11/2023
	25	vs. Indiana, 11/30/2023

FEWEST FIRST DOWNS ALLOWED

1.	11	vs. Indiana State, 8/31/2024
2.	12	at Northwestern, 11/18/2023
3.	13	at Iowa, 10/7/2023
4.	14	at Nebraska, 10/28/2023
5.	17	vs. Illinois, 9/30/2023

MOST RUSHING ATTEMPTS

1.	54	at Northwestern, 11/18/2023
2.	47	vs. Indiana, 11/25/2023
3.	46	at Virginia Tech, 9/9/2023
4.	45	vs. Illinois, 9/30/2023
5.	44	vs. Minnesota, 11/11/2023

MOST RUSHING YARDS

1.	353	vs. Minnesota, 11/11/2023
2.	303	at Northwestern, 11/18/2023
3.	263	at Oregon State, 9/21/2024
4.	248	vs. Indiana State, 8/31/2024
5.	239	at Illinois, 10/12/2024

MOST RUSHING TOUCHDOWNS

1.	4	vs. Minnesota, 11/11/2023
2.	3	at Virginia Tech, 9/9/2023
	3	vs. Illinois, 9/30/2023
	3	vs. Indiana State, 8/31/2024
5.	2	5x last, at Illinois, 10/12/2024

FEWEST RUSHING YARDS ALLOWED

1.	11	at Virginia Tech, 9/9/2023
2.	99	at Northwestern, 11/18/2023
3.	104	vs. Indiana State, 8/31/2024
4.	115	vs. Minnesota, 11/11/2023
5.	116	vs. Fresno State, 9/2/2023

MOST PASSES COMPLETED

1.	32	vs. Syracuse, 9/16/2023
2.	25	vs. Iowa, 10/7/2023
3.	24	vs. Indiana State, 8/31/2024
4.	23	at Virginia Tech, 9/9/2023
5.	21	vs. Wisconsin, 9/22/2023
	21	vs. Indiana, 11/25/2023

MOST PASSES ATTEMPTED

1.	46	vs. Syracuse, 9/16/2023
2.	40	vs. Iowa, 10/7/2023
3.	38	vs. Wisconsin, 9/22/2023
4.	35	vs. Ohio State, 10/14/2023
5.	34	vs. Indiana, 11/25/2023

MOST PASSING YARDS

1.	335	vs. Indiana State, 8/31/2024
2.	323	vs. Syracuse, 9/16/2023
3.	297	at Illinois, 10/12/2024
4.	275	vs. Indiana, 11/25/2023
5.	254	vs. Fresno State, 9/2/2023

MOST PASSING TOUCHDOWNS

1.	4	vs. Indiana State, 8/31/2024
2.	3	vs. Minnesota, 11/11/2023
	3	vs. Indiana, 11/25/2023
	3	at Illinois, 10/12/2024
5.	2	vs. Fresno State, 9/2/2023
	2	vs. Illinois, 9/30/2023

FEWEST COMPLETIONS ALLOWED

1.	5	vs. Indiana State, 8/31/2024
2.	6	at Iowa, 10/7/2023
	6	at Nebraska, 10/28/2023
4.	10	at Oregon State, 9/21/2024
5.	13	at Northwestern, 11/18/2023

FEWEST PASSING YARDS ALLOWED

1.	50	vs. Indiana State, 8/31/2024
2.	104	at Oregon State, 9/21/2024
3.	110	at Iowa, 10/7/2023
4.	122	at Nebraska, 10/28/2023
5.	184	vs. Syracuse, 9/16/2023

MOST YARDS OF TOTAL OFFENSE

1.	604	vs. Minnesota, 11/11/2023
2.	583	vs. Indiana State, 8/31/2024
3.	536	at Illinois, 10/12/2024

FEWEST YARDS OF TOTAL OFFENSE ALLOWED

1.	154	vs. Indiana State, 8/31/2024
2.	277	at Nebraska, 10/28/2023
3.	286	at Virginia Tech, 9/9/2023

MOST SACKS

1.	6	vs. Illinois, 9/30/2023
2.	5	vs. Syracuse, 9/16/2023
	5	vs. at Northwestern, 11/18/2023
	5	at Illinois, 10/12/2024

MOST TACKLES-FOR-LOSS

1.	11	vs. Indiana State, 8/31/2024
2.	9	at Virginia Tech, 9/9/2023
	9	at Nebraska, 10/28/2023
	9	at Illinois, 10/12/2024

MOST INTERCEPTIONS

1.	3	vs. Indiana, 11/25/2023
2.	2	at Virginia Tech, 9/9/2023
	2	at Wisconsin, 10/5/2024

LONGEST SCORING DRIVES (PLAYS)

Plays	14	75-yard drive, TD, vs. Syracuse, 9/16/2023
Yards	95	9-play drive, TD, vs. Minnesota, 11/11/2023
Time	8:08	13-play, 55-yard, FG, vs. Nebraska, 9/28/24

LONGEST TOUCHDOWN (YARDS)

1.	98	Tyrone Tracy, kickoff return, vs. Fresno State, 9/2/2023
2.	84	Hudson Card pass to Deion Burks, vs. Fresno State, 9/2/2023
3.	69	Elijah Jackson rush, vs. Indiana State, 8/31/2024

MOST PASSING YARDS BY A PLAYER

1.	323	Hudson Card, vs. Syracuse, 9/16/2023
2.	297	Ryan Browne, at Illinois, 10/12/2024
3.	275	Hudson Card, vs. Indiana, 11/25/2023

MOST RUSHING YARDS BY A PLAYER

1.	168	Devin Mockabee, at Oregon State, 9/21/2024
2.	160	Tyrone Tracy Jr., at Northwestern, 11/18/2023
3.	153	Devin Mockabee, vs. Minnesota, 11/11/2023

MOST RECEIVING YARDS BY A PLAYER

1.	152	Deion Burks, vs. Fresno State, 9/2/2023
2.	133	Max Klare, at Illinois, 10/12/2024
3.	114	Abdur-Rahmaan Yaseen, vs. Syracuse, 9/16/2023

MOST TACKLES BY A PLAYER

1.	16	Kydran Jenkins, at Oregon State, 9/21/2024
2.	14	Dillon Thieneman, at Oregon State, 9/21/2024
	14	Dillon Thieneman, vs. Syracuse, 9/16/2023
4.	12	Dillon Thieneman, at Nebraska, 10/28/2023
5.	10	Dillon Thieneman, vs. Fresno State, 9/2/2023
	10	Dillon Thieneman, at Northwestern, 11/18/2023
	10	Kydran Jenkins, at Illinois, 10/12/2024

MOST TACKLES-FOR-LOSS BY A PLAYER

1.	4.5	Kydran Jenkins, at Nebraska, 10/28/2023
2.	3.5	Nic Scourton, at Virginia Tech, 9/9/2023
3.	3.0	Nic Scourton, at Nebraska, 10/28/2023
	3.0	Will Heldt, vs. Indiana State, 8/31/2024
	3.0	Kydran Jenkins, at Oregon State, 9/21/2024

MOST SACKS BY A PLAYER

1.	2	Khordae Sydnor, at Northwestern, 11/18/2023
	2	Nic Scourton, at Michigan, 11/4/2023
	2	Kydran Jenkins, at Nebraska, 10/28/2023
	2	Nic Scourton, vs. Indiana, 11/25/2023
	2	Will Heldt, vs. Indiana State, 8/31/2024
	2	Kydran Jenkins, at Oregon State, 9/21/2024

MOST INTERCEPTIONS BY A PLAYER

1.	2	Dillon Thieneman, vs. Indiana, 11/25/2023
	2	Kyndrich Breedlove at Wisconsin, 10/5/2024
3.	1	Many

WALTERS BY THE NUMBERS

STAT	2023	2024	Total
Overall	4-8	1-5	5-13
Big Ten	3-6	0-3	3-9
Non-Conference	1-2	1-2	2-4
Bowl/Current Streak			
At Ross-Ade Stadium	3-4	1-2	4-6
True Road Games	1-4	0-3	1-7
Neutral Site			
Day game	4-5	1-4	5-9
Night game	0-3	0-1	0-4
NBC	1-2		1-2
Peacock	1-2	0-1	1-3
BTN	1-2	1-1	2-3
CBS		0-1	0-1
FOX			
FSI	0-2	0-1	0-3
ABC			
ESPN	1-0		1-0
CW		0-1	0-1
August	-	1-0	1-0
September	2-3	0-4	2-7
October	0-3	0-1	0-4
November	2-2		2-2
December	-		
January	-		
vs. FBS Top-25 teams	0-2	0-2	0-4
vs. FBS non-ranked teams	4-6	0-3	4-9
vs. FCS teams	-	1-0	1-0
On artificial turf	0-3	0-3	0-6
On natural grass	4-5	1-2	5-7
Scoring first	1-1	1-1	2-2
Opponent scores first	3-7	0-4	3-11
Scoring on First Drive	2-1	1-0	3-1
Opp Scoring on First Drive	2-5	0-2	2-7
Leading after 1st quarter	2-0	1-0	3-0
Tied/Trailing after 1st quarter	2-8	0-5	2-13
Leading at halftime	2-1	1-0	3-1
Tied/Trailing at halftime	2-7	0-5	2-12
Leading after 3rd quarter	3-1	1-0	4-1
Tied/Trailing after 3rd quarter	1-7	0-5	1-12
Overtime	-	0-1	0-1
Scoring 0-14 points	0-4	0-3	0-7
Scoring 15-28 points	1-2	0-1	1-3
Scoring 29-39 points	1-2		1-2
Scoring 40+ points	2-0	1-1	3-1
Allowing 0-14 points	-	1-0	1-0
Allowing 15-28 points	2-3		2-3
Allowing 29+ points	2-5	0-5	2-10
Rushing for 100 yds or more	4-6	1-2	5-8
Rushing for under 100 yds	0-2	0-3	0-5
Opp Rushes for 100 yds or more	3-7	1-5	4-12
Opp Rushes for under 100 yds	1-1		1-1
Passing for 300 yds or more	1-1	1-0	2-1
Passing for under 300 yds	3-7	0-5	3-12
Opp Passes for 300 yds or more	1-5	0-3	1-8
Opp Passes for under 300 yds	3-3	1-2	4-5
Outgains opponent	4-3	1-0	5-3
Outgained by opponent	0-5	0-5	0-10
Total offense 300+ yds	4-5	1-2	5-7
Allow 300+ yds total offense	3-6	0-5	3-11
Total offense 400+ yds	4-2	1-1	5-3
Allow 400+ yds total offense	1-4	0-5	1-9
Total offense 500+ yds	1-0	1-1	2-1
Allow 500+ yds total offense	-	0-3	0-3
No turnovers	3-2	0-1	3-3
Less than three turnovers	4-2	1-5	5-7
Three or more turnovers	0-4		0-4
No takeaways	1-0	1-3	2-3
Three or more takeaways	1-1		1-1
Wins the turnover battle	2-2	0-1	2-3
Wins time of possession	4-3	0-1	4-4
Games decided by 1-8 points	2-3	0-1	2-4
Games decided by 9-16 points	0-2	0-1	0-3
Games decided by 17-24 points	1-2	0-1	1-3
Games decided by 25+ points	1-1	1-2	2-3





GAME 7 NOTES • Purdue vs. Oregon



2024 ROSTER

No.	Name	Cl.	Pos.	Ht.	Wt.	Hometown (High School/Previous College)
0	Jayden Dixon-Veal	Sr.	WR	6-0	190	Rancho Cucamonga, Calif. (College of San Mateo)
0	Jeffrey M'Ba	Sr.	DL	6-6	302	Libreville, Gabon (Auburn)
1	Markevious Brown	Sr.	DB	5-11	176	Pahokee, Fla. (Ole Miss)
1	Hudson Card	Sr.	QB	6-3	210	Austin, Texas (Texas)
2	Nyland Green	Jr.	DB	6-1	186	Covington, Ga. (Georgia)
2	Luke Jones	R-Fr.	WR	6-0	168	Deerfield, Ill. (Deerfield)
3	Jaheim Merriweather	Fr.	RB	6-2	210	Jackson, Tenn. (Bearden)
3	Derrick Rogers Jr.	So.	DB	6-1	175	Orlando, Fla. (Jones)
4	Kam Brown	Sr.	WR	6-1	185	Colleyville, Texas (UCLA)
4	Kydran Jenkins	Sr.	LB	6-1	253	Louisville, Ga. (Jefferson County)
5	Marcos Davila	Fr.	QB	6-3	244	Midland, Texas (Midland Legacy)
5	Luke Williams	Fr.	DB	5-11	168	Naperville, Ill. (Naperville North)
6	Smiley Bradford	Fr.	DB	6-0	195	St. Louis, Mo. (East St. Louis)
6	Ahmad Branch	R-Fr.	WR	6-0	180	Festus, Mo. (Festus)
7	Jahmal Edrine	Jr.	WR	6-3	215	Ft. Lauderdale, Fla. (FAU)
7	Salim Turner-Muhammad	Sr.	DB	6-0	195	Corona, N.Y. (Stanford)
8	CJ Madden	So.	RUSH END	6-4	263	Ellenwood, Ga. (Georgia)
8	De'Nylon Morrisette	So.	WR	6-1	200	Stone Mountain, Ga. (Georgia)
9	CJ Smith	So.	WR	6-3	195	Apopka, Fla. (Georgia)
9	Joe Strickland	So.	DL	6-4	289	Indianapolis, Ind. (Brebeuf)
10	Kyndrich Breedlove	Jr.	DB	5-11	185	Nashville, Tenn. (Colorado)
10	Jesse Watson	Fr.	WR	5-9	160	St. Louis, Mo. (East St. Louis)
11	Tra'Mar Harris	Fr.	WR	6-1	182	Cincinnati, Ohio (Winton Woods)
11	Antonio Stevens	Sr.	DB	6-2	217	Nashville, Tenn. (Battle Ground Academy)
12	Tarrion Grant	Fr.	DB	6-2	197	Sumter, S.C. (Siegel (Tenn.))
12	Leland Smith	So.	WR	6-4	219	Houston, Texas (Fullerton College)
13	Koy Beasley	Fr.	DB	5-10	187	Cincinnati, Ohio (La Salle)
13	Jaron Tibbs	So.	WR	6-3	214	Indianapolis, Ind. (Cathedral)
14	Yanni Karlaftis	Jr.	LB	6-3	235	West Lafayette, Ind. (West Lafayette)
14	Jake Wilson	R-Fr.	QB	6-2	190	Trophy Club, Texas (Byron Nelson)
15	Ryan Browne	R-Fr.	QB	6-4	210	Clarkston, Mich. (Venice (Fla.))
15	Will Heldt	So.	RUSH END	6-6	265	Carmel, Ind. (Carmel)
16	Hudauri Hines	Fr.	DB	6-1	203	Indianapolis, Ind. (Franklin Central)
16	Shamar Rigby	Fr.	WR	6-3	187	St. Petersburg, Fla. (Clearwater Central Catholic)
17	Christian Gelov	Sr.	QB	6-0	178	Noblesville, Ind. (TCU)
17	Shitta Sillah	Sr.	RUSH END	6-4	251	Somerset, N.J. (Boston College)
18	Demeco Kennedy	Fr.	DL	6-2	291	Lexington, Ky. (Frederick Douglass)
18	Bennett Meredith	So.	QB	6-3	200	Hoover, Ala. (Arizona State)
19	Botros Alisandro	Jr.	DB	6-1	186	Manchester, N.H. (Snow College)
19	Tayvion Galloway	Fr.	TE	6-5	235	Chillicothe, Ohio (Pickerington Central)
20	Winston Berglund	R-Fr.	LB	6-2	235	Carmel, Ind. (Carmel)
20	Carson Kitchel	Fr.	QB	6-2	193	West Lafayette, Ind. (West Lafayette)
21	D'Mon Marable	Fr.	DB	6-0	205	Knoxville, Tenn. (Clinton)
22	Owen Davis	R-Fr.	LB	6-3	245	Richwood, Ohio (North Union)
23	Reggie Love III	Sr.	RB	5-11	215	St. Louis, Mo. (Illinois)
23	Trey Smith	R-Fr.	RUSH END	6-4	245	Apopka, Fla. (Illinois)
24	Anthony Brown	So.	DB	6-0	195	Detroit, Mich. (Arkansas)
25	Ty Hudkins	Fr.	DB	5-11	197	Grand Rapids, Mich. (Forest Hills Central)
26	Andrew Sowinski	Sr.	WR	6-0	205	Indianapolis, Ind. (Chatard)
27	Zeke Williams	So.	DB	5-10	190	Naperville, Ill. (Northern Illinois)
28	Addai Lewellen	Jr.	RB	5-8	181	Royal Center, Ind. (Pioneer)
29	Earl Kulp	Fr.	DB	6-0	187	Canton, Ohio (St. Thomas Aquinas (Fla.))
30	Keelan Crimmins	Jr.	P	6-3	223	Spotswood, Australia (Mississippi State)
31	Dillon Thieneman	So.	DB	6-0	207	Westfield, Ind. (Westfield)
32	Joseph Jefferson	So.	DB	6-0	190	Indianapolis, Ind. (Pike)
33	Elijah Jackson	R-Fr.	RB	5-10	191	Indianapolis, Ind. (Lawrence Central)
34	Damarjhe Lewis	Jr.	DL	6-3	300	Griffin, Ga. (Indiana)
35	Spencer Porath	Fr.	K	5-11	201	Brownsburg, Ind. (Brownsburg)
36	RJ Lopez	Sr.	K	5-11	180	Huntington Beach, Calif. (UCLA)
37	Antonio Harris	Fr.	RB	6-0	200	Chandler, Ind. (Castle)
37	Joey Sumlin	R-Fr.	LB	6-1	222	Tucson, Ariz. (IMG Academy)
38	Luke Pettaway	R-Fr.	DB	6-0	185	Naperville, Ill. (Naperville North)
39	Ben Freehill	Sr.	K	6-1	195	Gibson City, Ill. (Oklahoma State)
40	Hudson Miller	So.	LB	6-0	235	Indianapolis, Ind. (Cathedral)
41	Ben Furtney	Sr.	FB	6-0	240	South Elgin, Ill. (St. Charles North)
42	Cooper Kitchel	Fr.	LB	6-2	203	West Lafayette, Ind. (West Lafayette)
43	Landon Heard	R-Fr.	DB	5-11	195	Los Gatos, Calif. (Los Gatos)
43	Claude Strnad	R-Fr.	LS	6-3	230	Wilmette, Ill. (Illinois State)
44	Nick Levy	Jr.	LS	5-10	230	Ashburn, Va. (William & Mary)
44	Ayden Murray	Fr.	DB	5-10	176	Shaker Heights, Ohio (Shaker Heights)
45	Devin Mockobee	Jr.	RB	6-0	207	Boonville, Ind. (Boonville)
46	Sterling Smith	So.	DB	6-1	192	Indianapolis, Ind. (Holy Cross)

COACHING AND SUPPORT STAFF

Head Coach	Ryan Walters
Associate Head Coach/Wide Receivers	Cory Patterson
Defensive Coordinator/Inside Linebackers	Kevin Kane
Offensive Analyst:	Jason Simmons
Cornerbacks	Sam Carter
Running Backs	Lamar Conard
Outside Linebackers	Joe Dineen
Defensive Line	Brick Haley
Offensive Line	Marcus Johnson
Safeties	Grant O'Brien
Special Teams Coordinator	Chris Petrilli
Tight Ends:	Justin Sinz
Senior Defensive Analyst:	Andy Buh
Senior Defensive Analyst:	Preston Gordon
Senior Offensive Analyst (coaching quarterbacks):	Stanton Keane
Offensive Analyst:	Angel Matute
Defensive Analyst:	T.J. McCollum
Defensive Analyst:	Jeff Smart
Defensive Graduate Assistant:	Courtney Arnick
Defensive Graduate Assistant:	Austin Karr
Offensive Graduate Assistant:	Keith Towbridge
Director of Strength & Conditioning:	Kiero Small
Asso. Director of Strength & Conditioning:	Nate Rock
Asst. Director of Strength & Conditioning:	Cameron Colbert
Asst. Director of Strength & Conditioning:	Myles Quimby
Asst. Director of Strength & Conditioning:	Greg Robinson
General Manager:	Noah Joseph
Director of Operations:	Pete Roley

PRONUNCIATIONS

Botros Alisandro	- BOE-truss
Drew Biber	- BIB-er
Jaekwon Bouldin	- JAY-kwon BULL-din
Kyndrich Breedlove	- KEN-drick
George Burhenn	- burr-HEN (like a cold chicken)
Bakyne Coly	- buh-KEEN COE-lee
Marcos Davila	- mar-COES DAH-vuh-lah
Jahmal Edrine	- ja-MAL ED-ren
Tarrion Grant	- tah-RON
Nyland Green	- NYE-land
Kydran Jenkins	- KAY-dran
Yanni Karlaftis	- yah-KNEE CAR-loft-is
Damarjhe Lewis	- dah-mar-ZHAY
Jeffrey M'Ba	- MMM-ba
Marcus Mbow	- like bow and arrow
Jaheim Merriweather	- ja-HEEM
Devin Mockobee	- Mock-ah-BEE
Mahamane Moussa	- ma-HA-men MOO-sa
Jireh Djata	- JIE-rah OH-jah-ta
Mo Omonode	- Oh-MO-na-day
Spencer Porath	- poor-RATH
Shitta Sillah	- SHEET-ah sill-AH
Joey Tanona	- tah-NOE-nuh
Jaron Tibbs	- juh-RON
Dillon Thieneman	- THEE-na-man

BOILERMAKER ROSTER BREAKDOWN

BY POSITION

Quarterback	7	Rush End	8
Running Back	8	Linebacker	8
Tight End	6	Defensive Back	24
Wide Receiver	18	Kicker	3
Offensive Line	23	Punter	2
Defensive Line	13	Long Snapper	2

BY CLASS

Freshmen	37	Sophomore	20	Senior	24
Redshirt Freshman	21	Junior	20		

BY HOME STATE

Alabama	2	Michigan	5	Texas	7
Arizona	1	Mississippi	2	Virginia	1
California	4	Missouri	4	Wisconsin	2
Colorado	1	New Hampshire	1		
Florida	8	New Jersey	1	International	
Georgia	6	New York	2	Australia	1
Illinois	7	Ohio	11	Gabon	1
Indiana	44	South Carolina	1	Egypt	1
Kentucky	4	Tennessee	8		





2024 ROSTER

No.	Name	Cl.	Pos.	Ht.	Wt.	Hometown (High School/Previous College)
47	Jamari Payne	Fr.	RUSH END	6-2	272	Auburn, Ala. (Loachapoka)
48	Bennett Boehnlein	So.	P	6-3	220	Louisville, Ky. (St. Xavier)
49	Isaiah Needam	Fr.	DB	6-0	187	Indianapolis, Ind. (Perry Meridian)
50	John Randle Jr.	Fr.	OL	6-4	290	Horn Lake, Miss. (Horn Lake)
51	Landon Drennan	Fr.	LB	6-2	215	Plainfield, Ind. (Plainfield)
52	Rod Green	Jr.	OL	6-5	330	Springfield, Ohio (Coffeyville CC)
53	Gus Hartwig	Sr.	OL	6-5	305	Zionsville, Ind. (Zionsville)
54	Luke Griffin	Sr.	OL	6-5	340	Chatsworth, Ga. (Missouri)
55	Jamarius Dinkins	Jr.	DL	6-5	280	Columbus, Ohio (Kentucky)
55	DJ Wingfield	Sr.	OL	6-4	316	Los Angeles, Calif. (New Mexico)
56	Reese Hill	Fr.	DL	6-3	293	Greenfield, Ind. (Greenfield Central)
57	Tom Ewing	R-Fr.	OL	6-2	295	Westfield, Ind. (Westfield)
59	Thomas Tinsley	R-Fr.	OL	6-6	268	Dyer, Ind. (Lake Central)
61	Aaron Roberts	Jr.	OL	6-4	301	Indianapolis, Ind. (Cardinal Ritter)
63	Marcus Mbow	Jr.	OL	6-5	300	Milwaukee, Wis. (Wauwatosa East)
65	Jordan King	Fr.	OL	6-3	302	Ft. Wayne, Ind. (North Side)
66	Anthony Boswell	Fr.	OL	6-2	293	Indianapolis, Ind. (Ben Davis)
67	Drew Woodruff	So.	OL	6-3	300	Louisville, Ky. (Trinity)
68	Jimmy Liston	R-Fr.	OL	6-3	305	Hinsdale, Ill. (IMG Academy)
70	Max Parrott	Fr.	OL	6-4	311	Centennial, Colo. (Cherry Creek)
71	Corey Stewart	Sr.	OL	6-6	318	Nashville, Tenn. (Ball State)
72	Jaden Ball	Fr.	OL	6-5	300	Carroll, Ohio (Bloom-Carroll)
73	Jaekwon Bouldin	Jr.	OL	6-6	345	Canton, Miss. (Mississippi Gulf Coast)
74	Joshua Sales Jr.	Jr.	OL	6-6	320	South Bend, Ind. (Indiana)
75	Jalen Grant	Sr.	OL	6-3	285	Chicago, Ill. (Bowling Green)
76	Ethan Trent	R-Fr.	OL	6-2	290	Carmel, Ind. (Carmel)
77	Mahamane Moussa	Jr.	OL	6-4	300	Indianapolis, Ind. (Pike)
78	Bakyne Coly	Jr.	OL	6-7	302	Farmington, Mich. (Lawrence Tech)
79	Joey Tanona	So.	OL	6-5	304	Zionsville, Ind. (Notre Dame)
80	Ryne Shackelford	R-Fr.	WR	6-0	175	Elyria, Ohio (Keystone)
81	George Burhenn	So.	TE	6-5	240	McCordsville, Ind. (Mt. Vernon)
82	Drew Biber	Jr.	TE	6-5	245	Cedarburg, Wis. (Cedarburg)
83	Andrew Adkison	R-Fr.	WR	6-0	190	Mountain View, CA (St. Francis)
84	Nolan Buckman	R-Fr.	WR	5-11	191	Indianapolis, Ind. (Brebeuf Jesuit)
85	Caleb Irving	Fr.	DL	6-1	298	Glenn Heights, Texas (Parish Episcopal)
86	Max Klare	So.	TE	6-4	240	Guilford, Ind. (St. Xavier)
87	Adam Kidder	Fr.	WR	5-11	204	Royal Oak, Mich. (Milford Academy (N.Y.))
88	Donovan Hamilton	Fr.	WR	6-3	215	Fishers, Ind. (Hamilton Southeastern)
89	Luke Klare	Fr.	TE	6-6	230	Guilford, Ind. (St. Xavier (Ohio))
90	James Hardy	Fr.	TE	6-2	225	Ft. Wayne, Ind. (New Haven)
91	Cole Brevard	Sr.	DL	6-3	333	Carmel, Ind. (Penn State)
92	Mo Omonode	Jr.	DL	6-0	286	West Lafayette, Ind. (West Lafayette)
93	Albert Schwartz	Fr.	RUSH END	6-5	209	Lafayette, Ind. (Lafayette Central Catholic)
94	Elijah Taylor	Fr.	DL	6-2	252	Noblesville, Ind. (Guerin Catholic)
96	Joe Anderson	Sr.	DL	6-4	290	Murfreesboro, Tenn. (South Carolina)
96	Logan Jellison	Fr.	RUSH END	6-5	245	Elkhart, Ind. (Elkhart)
97	Jamarion Harkless	R-Fr.	DL	6-3	346	Lexington, Ky. (Frederick Douglas)
98	Drake Carlson	R-Fr.	DL	6-3	290	Nashville, Tenn. (Father Ryan)
99	Jireh Ojata	Sr.	RUSH END	6-4	267	Carmel, Ind. (Franklin College)

BOILERMAKER ALPHABETICAL ROSTER

83	Andrew Adkison	20	Carson Kitchel
19	Botros Alisandro	42	Cooper Kitchel
95	Joe Anderson	89	Luke Klare
72	Jaden Ball	86	Max Klare
13	Koy Beasley	29	Earl Kulp
20	Winston Berglund	44	Nick Levy
82	Drew Biber	28	Addai Lewellen
48	Bennett Boehnlein	34	Damarjhe Lewis
66	Anthony Boswell	68	Jimmy Liston
73	Jaekwon Bouldin	36	RJ Lopez
6	Smiley Bradford	23	Reggie Love III
6	Arhmad Branch	0	Jeffrey M'Ba
10	Kyndrich Breedlove	8	CJ Madden
91	Cole Brevard	21	D'Mon Marable
24	Anthony Brown	63	Marcus Mbow
4	Kam Brown	18	Bennett Meredith
1	Markevious Brown	3	Jaheim Merriweather
15	Ryan Browne	40	Hudson Miller
84	Nolan Buckman	45	Devin Mockobee
81	George Burhenn	8	De'Nylon Morrisette
1	Hudson Card	77	Mahamane Moussa
98	Drake Carlson	44	Ayden Murray
78	Bakyne Coly	49	Isaiah Needam
30	Keelan Crimmins	99	Jireh Ojata
5	Marcos Davila	92	Mo Omonode
22	Owen Davis	70	Max Parrott
55	Jamarius Dinkins	47	Jamari Payne
0	Jayden Dixon-Veal	38	Luke Pettaway
51	Landon Drennan	35	Spencer Porath
7	Jahmal Edrine	50	John Randle Jr.
57	Tom Ewing	16	Shamar Rigby
39	Ben Freehill	61	Aaron Roberts
41	Ben Furtney	3	Derrick Rogers Jr.
19	Tayvion Galloway	74	Joshua Sales Jr.
17	Christian Gelov	93	Albert Schwartz
75	Jalen Grant	80	Ryne Shackelford
12	Tarrion Grant	17	Shitta Sillah
2	Nyland Green	9	CJ Smith
52	Rod Green	12	Leland Smith
54	Luke Griffin	46	Sterling Smith
88	Donovan Hamilton	23	Trey Smith
90	James Hardy	26	Andrew Sowinski
97	Jamarion Harkless	11	Antonio Stevens
37	Antonio Harris	71	Corey Stewart
11	Tra'Mar Harris	9	Joe Strickland
53	Gus Hartwig	43	Claude Strnad
43	Landon Heard	37	Joey Sumlin
15	Will Heldt	79	Joey Tanona
56	Reese Hill	94	Elijah Taylor
16	Hudauri Hines	31	Dillon Thieneman
25	Ty Hudkins	13	Jaron Tibbs
85	Caleb Irving	59	Thomas Tinsley
33	Elijah Jackson	76	Ethan Trent
32	Joseph Jefferson	7	Salim Turner-Muhammad
96	Logan Jellison	10	Jesse Watson
4	Kydran Jenkins	5	Luke Williams
2	Luke Jones	27	Zeke Williams
14	Yanni Karlaftis	14	Jake Wilson
18	Demeco Kennedy	55	DJ Wingfield
87	Adam Kidder	67	Drew Woodruff
65	Jordan King		

DID YOU KNOW

CJ Smith comes from a military family, lived in Hawaii for brief time, knows how to surf. Speed as a kid earned him the nickname "Zoom".

Shitta Sillah (SHEET-uh sill-AH) was named after his uncle, parents are from Sierra Leon (West Africa) and moved to America when they were 25.

Jireh Ojata (Ji-ruh oh-JAH-tuh) likes to cook, make his own fresh pasta and butter chicken.

Jaekwon Bouldin likes to fish, nicknamed Kwon and Big B.

Yanni Karlaftis grew up in Greece with his brother two-time Super Bowl champion George, and won a world judo championship at age 11.

Reggie Love played for assistant head coach Cory Patterson in high school for two years.

Joshua Sales loves dogs, has a German Shepard named Diesel.

Jamarrius Dinkins was nicknamed Spider by his high school coach because he was long and tall.

DJ Wingfield DJ stands for Dejaune.

CJ Madden CJ stands for Carlton Jr. He has his own clothing brand (Cozy Collections).

De'Nylon Morrisette says his dogs are his No. 1 priority (Bella and Bruno), also enjoys to paint. He was named after the Denali truck that his mom loved when she was younger.

Joey Tanona is a big Lego and Star Wars guy.

Cole Brevard claims to be the biggest Star Wars fan on the team.

Keelan Crimmins played Australian rules football and cricket growing up. He is related to the legendary AFL player Peter Crimmins who played for Hawthorn from 1966-76.

Markevious Brown and **Kyndrich Breedlove** started their careers as roommates at Ole Miss.

Dillon Thieneman joined the Boilermaker family, after his older brothers Jacob (2016-18) and Brennan (2017-20) played safety at Purdue.

Cooper and **Carson Kitchel's** father Kelly started on the offensive line in 2001 and 2002. He currently serves as the sideline reporter for the Purdue Sports Radio Network. Theri grandfather Bob Kitchel and uncle Jon Kitchel played basketball for the Boilermakers as well.

Joey Sumlin's father Kevin played linebacker for the Boilermakers from 1983-85, before embarking on a coaching career with stops at Houston, Texas A&M and Arizona.



GAME 7 NOTES • Purdue vs. Oregon



KEVIN KANE

DEFENSIVE COORDINATOR / LINEBACKERS

Year at Purdue: 2nd
Year Coaching: 19th
Alma Mater: Kansas - 2006

PRESS BOX

PREVIOUS STOPS:

 Illinois, SMU, Northern Illinois, Kansas, Wisconsin

- Has spent almost two decades on the sidelines building some of the most formidable defenses in the nation
- Worked with Ryan Walters at Illinois to develop a groundbreaking defense at Illinois, while serving as the outside linebackers and associate head coach
- Guided Northern Illinois to three MAC titles and five bowl games from 2011-17
- Two-time All-Big 12 linebacker and three-time Academic All-Big 12 honoree at Kansas
- He and wife Theresa have two sons, Jack and Colin, and one daughter, Nora



JASON SIMMONS

OFFENSIVE ANALYST

Year at Purdue: 1st
Year Coaching: 25th
Alma Mater: Miami - 1999

PRESS BOX

PREVIOUS STOPS:

 Miami (Ohio), Ben Davis HS, Noblesville HS

- Took over play calling duties for the game against Wisconsin, after joining the program during the offseason
- Spent one year as the running backs coach at Miami (OH), leading the RedHawks to their first 2,000-yard campaign since 2003
- Served as the head coach at Ben Davis (2018-22) and Noblesville (2016-18), along with assistant stints at both schools
- Mentored four players who reached the NFL as a high school coach



CORY PATTERSON

ASSOCIATE HEAD COACH / WIDE RECEIVERS

Year at Purdue: 2nd
Year Coaching: 15th
Alma Mater: Lindenwood - 2002

FIELD

PREVIOUS STOPS:

 Illinois, Trinity HS

- Spent the previous five seasons at Illinois (running backs & tight ends)
- Mentored Illinois running back Chase Brown during All-America season in 2022
- Head coach at Trinity High School in Missouri for three years, named the Archdiocesan Coach of the Year three times
- He and his wife Tiffany have two daughters, Nyla and Nori



SAM CARTER

CORNERBACKS

Year at Purdue: 2nd
Year Coaching: 9th
Alma Mater: TCU - 2014

FIELD

PREVIOUS STOPS:

 Ole Miss, Arkansas, Missouri

- Counted down the days to the season opener during camp by wearing a practice jersey for that specific day
- Coached cornerbacks at Ole Miss (2020-21) and Arkansas (2022)
- Worked with Ryan Walters on Barry Odom's staff at Mizzou, serving as a defensive quality control and analyst from 2016-19
- All-Big 12 safety at TCU, named a semifinalist for the Jim Thorpe Award, a Senior CLASS Award



LAMAR CONARD

(CON-ard)

RUNNING BACKS

Year at Purdue: 2nd back, 4th overall
Year Coaching: 18th
Alma Mater: Purdue - 2000

FIELD

PREVIOUS STOPS:

 Miami (OH), Illinois State, Purdue

- Starting his coaching career on Joe Tiller's staff as a graduate assistant from 2007-08
- Was the first walk-on to earn a scholarship under Joe Tiller at Purdue
- Played defensive back from 1996-99, starting his final three seasons
- He and his wife, Rachel, have four children Lamar Jr., Della Mae, Payton and Violet



JOE DINEEN

(dih-NEEN)

RUSH ENDS

Year at Purdue: 2nd
Year Coaching: 5th
Alma Mater: Kansas - 2018

FIELD

PREVIOUS STOPS:

 Illinois, SMU

- Named to 247Sports 30 Under 30 list in 2023
- Served on Ryan Walters' defensive staff at Illinois as a graduate assistant in 2022
- Started coaching career as a graduate assistant at SMU with defensive coordinator Kevin Kane
- Standout linebacker at Kansas, twice leading the NCAA in solo tackles to earn All-Big 12 honors, 2018 Consensus All-America



BRICK HALEY

DEFENSIVE LINE

Year at Purdue: 2nd
Year Coaching: 33rd
Alma Mater: Alabama A&M - 1998

FIELD

PREVIOUS STOPS:

 Minnesota, Missouri, Texas, LSU, Mississippi State, Houston, Baylor

- 27th season coaching the defensive line
- Has mentored 11 draft picks in his career with a pair of first round selections
- Raises awareness for autism, hosting fundraisers for his foundation Brick Road to Success
- He and his wife, Tina, have three sons - Adrian, A.J. and Jeremy



MARCUS JOHNSON

OFFENSIVE LINE

Year at Purdue: 2nd
Year Coaching: 14th
Alma Mater: Ole Miss - 2004

FIELD

PREVIOUS STOPS:

 Duke, Mississippi State, Missouri

- Eighth season coaching the offensive line
- Second-round pick of Minnesota in 2005, played five seasons in the NFL
- Earned Second Team All-SEC honors during his career at Ole Miss (2001-04)
- He and his wife, Veullana, are the parents of London, Meraki and Violette



GRANT O'BRIEN

SAFETIES

Year at Purdue: 2nd
Year Coaching: 12th
Alma Mater: Northern Arizona - 2013

FIELD

PREVIOUS STOPS:

 Illinois, Missouri, FIU, Arizona Christian

- Served as a defensive analyst on Ryan Walters' staffs at Illinois (2021-22) and Mizzou (2018-20)
- Spent one season as a graduate assistant at Florida International in 2017
- Was the defensive coordinator/defensive backs coach at Arizona Christian (NAIA) from 2015-16
- Helped NAU reach the FCS playoffs as a senior in 2012; earned a master's degree in 2015



CHRIS PETRILLI

(peh-trei-LEE)

SPECIAL TEAMS COORDINATOR

Year at Purdue: 2nd
Year Coaching: 17th
Alma Mater: Boise State - 2012

FIELD

PREVIOUS STOPS:

 North Texas, Drake, Idaho, Charleston Southern

- Spent last season as a special teams analyst for Purdue
- Served as a paratrooper in the US Army 82nd Airborne Division
- Played collegiately at Carroll College in Montana
- He and his wife Christal have five children - Addisan, Andrew, Audrey, Asher and Adino



JUSTIN SINZ

TIGHT ENDS

Year at Purdue: 10th
Year Coaching: 10th
Alma Mater: Purdue - 2014

FIELD

PREVIOUS STOPS:

 Purdue

- Served as a graduate assistant, offensive quality control and analyst, before becoming a coach in 2024
- Assistant recruiting coordinator for two seasons, helping Purdue win the Big Ten West crown for the first time
- Played in 50 games with 20 starts at Purdue, going for 80 receptions, 670 yards and seven touchdowns
- He and his wife, Connie, have three daughters: Jora, Cami and Jaell



STANTON KEANE

SR. OFFENSIVE ANALYST (COACHING QUARTERBACKS)

Year at Purdue: 2nd
Year Coaching: 8th
Alma Mater: Texas Tech - 2018

FIELD

PREVIOUS STOPS:

 West Virginia, USC, Texas Tech

- Tapped to coach the quarterbacks ahead of the Wisconsin game
- Helped lead USC to the 11th-ranked passing offense with 319.3 yards per game
- He served as a graduate assistant at Texas Tech, USC and West Virginia
- Played fullback at Texas Tech before shifting to student coach after injuries ended his playing career




PRESTON GORDON

Senior Defensive Analyst



ANDY BUH

Senior Defensive Analyst



T.J. MCCOLLUM

Defensive Analyst

ANGEL MATUTE

Offensive Analyst



JEFF SMART

Defensive Analyst



DURRON NEAL

Offensive Analyst





BOILER NOTES

HUDDY TUDDY

- Quarterback Hudson Card started his senior season by etching his name in the NCAA record books, completing 24-of-25 passes in the win over Indiana State.
- Completing 96 percent of his attempts, Card tied the FBS record for completion percentage in a single game (min. 20 completions), matching Greyson Lambert (Georgia) in 2015 against South Carolina.
- Card set a new school record, passing Kyle Orton's old mark of 88.5% set against Ball State in 2004.
- The Austin, Texas, native finished his day with 273 yards and a career-high four touchdowns, playing just a little more than one half of football.

Purdue Single-Game Completion Percentage (min. 20 att.)

Player	Opponent	Year	Pct.	C-A
1. Hudson Card	vs. Indiana State	2024	96%	24-25
2. Kyle Orton	vs. Ball State	2004	88.5%	19-22
3. Bob Griese	vs. Notre Dame	1965	86.4%	31-36
4. Drew Brees	vs. Minnesota	1998	86.1%	31-36
5. Mark Herrmann	vs. Indiana	1980	82.6%	19-23

FBS Single-Game Completion Percentage (min. 20 comp.)

Player	Opponent	Year	Pct.	C-A
1. Hudson Card	vs. Indiana State	2024	96%	24-25
Greyson Lambert	vs. South Carolina	2015	96%	24-25

STARTING THEM YOUNG

- True freshmen Tarrion Grant and Shamar Rigby turned heads during preseason camp to earn starting spots on opening day.
- Grant and Rigby joined Dillon Thieneman, George Karlaftis, Jalen Graham and Ja'Whaun Bentley as the only true freshmen to start week one for the Boilermakers in the 21st Century.
- They were the first rookie duo to start together since Karlaftis and Graham suited up in 2019.
- Based on in-depth research, Rigby is the first offensive player to start a season opener for Purdue in over 25 years.

"THE MOST FEARED DEFENSIVE BACK IN THE COUNTRY"

- Dillon Thieneman is one of the best defensive backs in the nation. Period.
- David Hale of ESPN wrote that, "Dillon Thieneman might be the most feared defensive back in the country."
- The sophomore was tabbed Third Team All-America, the FWAA Defensive Freshman of the Year and Thompson-Randle El Big Ten Freshman of the Year.
- Thieneman racked up five Big Ten Freshman of the Week honors, becoming the first defender in conference history to win any weekly award five times in a single season.
- He ranked third nationally in interceptions (6) and solo tackles (74), leading all freshmen and setting new Purdue freshman records. His solo tackle record passed Rod Woodson's mark of 67 that stood since 1983.
- He became the first Purdue freshman to record multiple double-digit tackle games since Ja'Whaun Bentley (New England Patriots)
- Thieneman was the No. 83-ranked player in EA College Football 25 with an overall rating of 90.
- The Westfield, Ind., native also garnered a spot on Bruce Feldman's 'Freaks List', checking in at No. 96. Since his arrival on campus, Thieneman has put on 11 pounds of muscle, trimmed body fat and added to his already ridiculous speed.

TACKLES BY TONE

- After battling injuries to start his career, Antonio Stevens has cemented his spot in the starting lineup on defense, following time on special teams during his first three seasons.
- After ranking sixth in the Big Ten in tackles through two games, Stevens was 18th in the league with 6.0 per game before missing the game against Nebraska due to injury.
- In his four games, Stevens has 22 tackles. He had 25 in his first four years at Purdue.
- The Nashville native recorded a career-high eight tackles against Notre Dame, after a team-high seven stops against Indiana State in the season opener.

THE GREEKS

- Yanni Karlaftis is in his first full season as a starter after playing his way into the lineup in the middle of the 2023 campaign.
- This season, Karlaftis is one of the top tacklers with 27 stops.
- He set career highs last year with 55 total tackles and 28 solos, including 47 stops in the final eight games of the year.
- Karlaftis grew up in Greece with his family and won a world judo championship at age 11.
- Yanni's older brother is Purdue All-American and two-time Super Bowl champion George Karlaftis of the Kansas City Chiefs.

BEST GROUND GAME IN THE BIG TEN

- Last season, Purdue's ground game was the best in the Big Ten in league games with 184.6 rushing yards per game.
- The Boilermakers tallied 300 yards on the ground in back-to-back weeks (353 vs. Minnesota, 303 at Northwestern), a first for Purdue since 1968.
- It marked just the fifth and sixth times Purdue recorded over 300 yards rushing in a Big Ten game since 1996. Both were the lone 300-yard games in the Big Ten last season.
- Purdue was the only school in the 14-team league to have two running backs rush for more than 500 yards in Big Ten games (Devin Mockobee - 625 yards, Tyrone Tracy Jr. - 624 yards).
- Purdue's 2,029 yards on the ground were the most in a season since 2012.

EXPERIENCE IN THE TRENCHES

- Purdue's offensive line is one of its most experienced groups in 2024 with a combined 166 starts.
- The line is anchored by four-time All-Big Ten honoree center Gus Hartwig. In his final season in West Lafayette, Hartwig has the most starts of any active player at Purdue with 36. He was named to the Rimington Trophy Watch List for the third straight campaign, as well as his first nod on the Senior Bowl Watch List.
- Marcus Mbow, Mahamane Moussa and Jalen Grant return after making starts for Purdue last season. Mbow garnered a preseason spot on the Senior Bowl Watch List.
- 2024 is the third straight year Hartwig, Mbow and Moussa have started on the line together.

PURDUE FOOTBALL IS BACK

- The Boilermakers kicked off their 137th season of football in 2024 with a 49-0 shut out victory of Indiana State.
- Ross-Ade Stadium has been Purdue's home for 100 seasons, marking the 2024 campaign as the 101st full season; Ross-Ade will turn 100 years old on November 22 when the Boilermakers play at Michigan State.
- Purdue closed out the 1924 season with its first game at Ross-Ade, a 26-7 Homecoming win over Indiana (Nov. 22, 1924).

AROUND THE BIG TEN

SCHOOL	CONF	OVERALL	STREAK
Indiana	3-0	6-0	W6
Oregon	3-0	6-0	W6
Penn State	3-0	6-0	W6
Illinois	2-1	5-1	W1
Nebraska	2-1	5-1	W2
Ohio State	2-1	5-1	L1
Iowa	2-1	4-2	W1
Michigan	2-1	4-2	L1
Wisconsin	2-1	4-2	W2
Minnesota	2-2	4-3	W2
Washington	2-2	4-3	L1
Rutgers	1-2	4-2	L2
Michigan State	1-2	3-3	L3
Northwestern	1-2	3-3	W1
USC	1-3	3-3	L2
Purdue	0-3	1-5	L5
Maryland	0-3	3-3	L2
UCLA	0-4	1-5	L5

Friday, Oct. 18

Oregon at Purdue 8 PM

Saturday, Oct. 19

UCLA at Rutgers Noon
Wisconsin at Northwestern Noon
Nebraska at Indiana Noon
Michigan at Illinois 3:30 PM
USC at Maryland 4 PM
Iowa at Michigan State 7:30 PM

AWARDS LIST

RYAN BROWNE

Shaun Alexander Player of the Week - Oct. 12

HUDSON CARD

Johnny Unitas Golden Arm Award, Manning Award, Senior Bowl,
Earl Campbell Tyler Rose Award Watch List
Earl Campbell Tyler Rose Award Honor Roll (Week 1)

JAHMAL EDRINE

Comeback Player of the Year Award Watch List

GUS HARTWIG

Rimington Trophy, Senior Bowl Jason Witten College Man of the
Year Watch List, Campbell Award semifinalist

MAX KLARED

Comeback Player of the Year Award Watch List

MARCUS MBOW

Senior Bowl Watch List

DEVIN MOCKOBEE

Doak Walker Award Watch List

DILLON THIENEMAN

Second Team Preseason All-America (AP, Sporting News, Walter
Camp, ESPN, USA TODAY, Phil Steele, Athlon Sports, Pick Six)
First Team Preseason All-Big Ten (Phil Steele, Athlon Sports)
Chuck Bednarik Award, Bronko Nagurski Trophy, Jim Thorpe
Award, Lott IMPACT Award Watch Lists



PURDUE QUICK FACTS

Location	West Lafayette, Indiana
Enrollment	52,211
Founded	1869
Conference	Big Ten
Colors	Old Gold and Black
Nickname	BoilerMakers
President	Dr. Mung Chiang
Athletics Director	Mike Bobinski
Head Coach (Year)	Ryan Walters (2nd)
Alma Mater	Colorado (2008)
First Year of Football	1887 (137th season)
All-Time Record (BIG)	642-602-48 (352-424-32)
Stadium	Ross-Ade Stadium (101st season)
Capacity	61,441

PURDUE MEDIA RELATIONS

Adam Kuffner, Director (Primary)

Office: 765-494-3196 / Cell: 662-816-0497

Email: kuffner@purdue.edu

Patrick Crawford, Associate Athletics Director

Office: 765-494-3145 / Cell: 337-412-4220

Email: pcrawf@purdue.edu

Ian MacDougall, Associate Director (Secondary)

Office: 765-494-0529 / Cell: 317-313-7486

Email: imacdoug@purdue.edu

Brook Weber, Assistant Director (Secondary)

Cell: 903-839-0686

Email: weber261@purdue.edu

The Purdue locker room will be closed to the media. For home games, the press conference will be located in the Kozuch Football Performance Center across the street from Ross-Ade Stadium.

Contact a member of the Purdue strategic communications team for information regarding road game press conference procedures.

WEEKLY MEDIA SCHEDULE

MONDAY

(Mackey Arena Media Room)

1:30 PM - Offensive Analyst Jason Simmons

1:45 PM - Defensive Coordinator Kevin Kane

2 PM - Head Coach Ryan Walters

TUESDAY

(Bimel Practice Fields or Mollenkopf Indoor Field)

Post Practice - Requested student-athletes

WEDNESDAY

(Walk On's Restaurant - Purdue Memorial Union)

6 PM - Purdue Football Live on Z96.5 WAZY

Football staff members

(Bimel Practice Fields or Mollenkopf Indoor Field)

Post Practice - Requested student-athletes

PLAYERS OF THE WEEK

vs. Indiana State

Offensive: Hudson Card, Max Klare, Jahmal Edrine

Defensive: Will Heldt, Jeffrey M'Ba, Damarjhe Lewis, Antonio Stevens

Special Teams: Leland Smith

Look Squad: Antonio Harris, Tra'Mar Harris, D'Mon Marable, Max Parrott

BOILER NOTES

YEAR 2 OF THE WALTERS ERA

- Ryan Walters is in his second campaign in West Lafayette.
- The three pillars of Walters' program: Competitive, Tough, Disciplined.
- Known as a players' coach, Walters has established a culture in which everyone in the program feels like family.
- Hired at age 36 after being named the 2022, On3 Coordinator of the Year Walters, now 38, is one of the youngest coaches in college football - the fourth youngest among the Power 4 conferences (Kenny Dillingham - 34, Dan Lanning - 38, Sherrone Moore - 38).
- Despite the record not being what Walters and Purdue wanted, facing one of the toughest schedules in the country, there were several positives the BoilerMakers could take away from Walters' first year in West Lafayette to build off of heading into the 2024 season.
- Purdue brought in a consensus top-10 transfer class this offseason.

CARD CHAPTER ONE

- Hudson Card had a productive first season in West Lafayette, overcoming several significant injuries to his offensive line and key relieving targets in 2023.
- The BoilerMakers signal caller appeared in 11 games last year and threw for 2,387 yards and 15 touchdowns during his first campaign at Purdue in 2023.
- He guided Purdue to a win over Indiana in the Old Oaken Bucket Game, recording 360 yards of offense (275 passing, 85 rushing) and four touchdowns (three passing, one rushing) to become the first quarterback since Drew Brees (2000) to pass for at least 275 yards and rush for at least 85 yards in the same game.
- Card was one of two quarterbacks in the Big Ten last season to throw for 15 scores and rush for five more on the ground, joining Maryland's Taulia Tagovailoa.
- Card is the fifth Purdue quarterback since 1956 to reach those marks in a single season:

Purdue QBs with 15 passing and 5 rushing touchdowns

	Year	Pass TDs	Pass Yds	Rush TDs	Rush Yds
Drew Brees	2000	24	3,393	5	546
Curtis Painter	2006	22	3,985	6	107
Mike Phipps	1969	18	2,527	8	218
Billy Dicken	1997	19	2,811	5	308
Hudson Card	2023	15	2,387	5	203

SEASON OPENING SHUTOUTS

- Purdue's season-opening shutout of Indiana State was the 32nd by the BoilerMakers in a game to start the year and the first in 20 years.
- Since 1954, Purdue has opened a campaign with a shutout just nine times.

Date	Opponent - Result	Date	Opponent - Result
1891	at Wabash - W, 44-0	1923	Wilmington - W, 39-0
1893	Indiana - W, 64-0	1927	DePauw - W, 15-0
1895	Kentucky - W, 32-0	1928	DePauw - W, 28-0
1896	Greer - W, 36-0	1931	W. Reserve - W, 28-0
1897	Illinois State - W, 28-0	1935	Northwestern - W, 7-0
1900	Ill. Wesleyan - W, 39-0	1936	Ohio - W, 47-0
1901	Franklin - W, 24-0	1940	Butler - W, 28-0
1902	Franklin - W, 56-0	1954	Missouri - W, 31-0
1903	Englewood - W, 34-0	1958	Nebraska - 28-0
1905	W. Phillips - W, 33-0	1959	at UCLA - T, 0-0
1912	DePauw - W, 21-0	1964	Ohio - W, 17-0
1913	Wabash - W, 26-0	1965	Miami (OH) - W, 38-0
1916	DePauw - W, 13-0	1970	TCU - W, 15-0
1917	Franklin - W, 54-0	2000	C. Michigan - W, 48-0
1920	DePauw - W, 10-0	2004	Syracuse - W, 51-0
1922	Miliken - W, 10-0	2024	Indiana State - W, 49-0

THREE-STRAIGHT AT ROSS-ADE

- With the win over Indiana State, Purdue posted a home winning streak of three games, dating back to last season.
- The BoilerMakers' offense found its groove in its final two home games during the 2023 season with a 49-30 win over Minnesota and a 35-31 come-from-behind victory to retain the Old Oaken Bucket against Indiana.
- Purdue tallied over 450 yards of total offense over three home games, including a 604-yard outing against Minnesota.
- Hudson Card threw for over 250 yards in each game, combining for 799 yards, 10 touchdowns and no interceptions.
- Purdue's ground game tallied 779 yards, averaging 260 per contest. Devin Mockobee led the rushing attack with 95 yards per game, including his sixth career rushing 100-yard performance against Minnesota last season.
- Purdue committed just one turnover in those home contests.

HAPPY 100th ROSS-ADE

- Ross-Ade Stadium will turn 100 years old on Nov. 22.
- The BoilerMakers celebrated its 100th season in Ross-Ade Stadium last year, capped by their 300th win since moving in.
- Purdue opened Ross-Ade Stadium with a 26-7 rout of in-state rival Indiana on Nov. 22, 1924.

BOILERMAKERS TO THE NFL

- The 2024 NFL Draft marked the fifth straight year that at least two BoilerMakers were chosen, totaling 14 over the span. That last time Purdue had a five-year streak of multiple BoilerMakers drafted was 1998-2002.
- Tyrone Tracy Jr. was the first BoilerMakers off the board, as the New York Giants selected the running back in the fifth round with the 166th overall pick. Despite sharing the workload in the backfield with Devin Mockobee, Tracy tallied 716 yards on the ground, while leading the team in touchdowns (eight rushing, one kickoff return) and pacing the Big Ten in all-purpose yards in conference games (1274 ypg).
- Tracy averaged 6.3 yards per carry on 113 attempts, the second-best single-season rushing average in school history.
- The Baltimore Ravens drafted defensive back Sanoussi Kane with their final pick (7th Round - 250th Overall). A four-year letterman, Kane played in 45 games over his Purdue career. He made 25 starts for the Old Gold and Black, totaling 161 tackles that included 115 solo stops.
- Kane became the first BoilerMakers drafted by the Ravens, although Hall of Famer and BoilerMakers legend Rod Woodson helped lead the team to a victory in Super Bowl XXXV and Bernard Pollard helped Baltimore win Super Bowl LVII.

THE TRENT FAMILY

- Walk-on offensive lineman Ethan Trent came to West Lafayette with a family legacy already deeply entrenched in Purdue history.
- His older brother Tyler became an inspiration for the BoilerMakers faithful during the 2018 season. The Purdue superfan continued passionately cheering on his favorite team despite his battle with a rare form of bone cancer.
- Tyler's story was shared on ESPN College GameDay ahead of the Boilers' matchup against No. 3 Ohio State. In what became known as "The Tyler Trent Game," Purdue dominated the Buckeyes in a 49-20 upset rout in Ross-Ade.
- Ethan, who appeared multiple times in the GameDay piece, was the one pushing Tyler's wheelchair as the pair stormed the field along with thousands of other fans.
- The Tyler Trent (T2) Student Gate was dedicated during the 2019 season in memory of the Purdue superfan who passed away at the age of 20 from osteosarcoma.
- Ethan came to Purdue five years later after receiving a preferred walk-on offer from the previous staff that was then honored by new head coach Ryan Walters.





RECORDS WATCH

Career Rushing Attempts

1	Otis Armstrong	1970-72	670
2	Kory Sheets	2005-08	664
3	Mike Alstott	1992-95	644
4	Montrell Lowe	1999-02	612
5	Scott Dierking	1973-76	578
6	Jerod Void	2002-05	569
7	Markell Jones	2015-18	542
8	Edwin Watson	1994-97	530
9	Perry Williams	1966-68	514
10	Corey Rogers	1991-95	489
11	Harry Szulborski	1946-49	478
12	John Macon	1977-80	471
13	Devin Mockabee	2022-Pres.	438

Career Rushing Yards

1	Mike Alstott	1992-95	3,635
2	Kory Sheets	2005-08	3,341
3	Otis Armstrong	1970-72	3,315
4	Scott Dierking	1973-76	2,863
5	Montrell Lowe	1999-02	2,648
6	Markell Jones	2015-18	2,594
7	Edwin Watson	1994-97	2,520
8	Harry Szulborski	1946-49	2,478
9	Corey Rogers	1991-95	2,436
10	Jerod Void	2002-05	2,429
11	Devin Mockabee	2022-Pres.	2,243

Career Rushing Touchdowns

1	Kory Sheets	2005-08	48
2	Mike Alstott	1992-95	39
3	Jerod Void	2002-05	36
4	Perry Williams	1966-68	30
5	Leroy Keyes	1966-68	29
6	Corey Rogers	1991-95	27
7	Scott Dierking	1973-76	25
8	Edwin Watson	1994-97	25
9	Markell Jones	2015-18	20
10	Stan Brown	1968-70	19
11	Otis Armstrong	1970-72	17
	Devin Mockabee	2022-Present	17

Career Rushing Yards Per Carry

1	Leroy Keyes	1966-68	5.88 (356-2,094)
2	Jeff Hill	1990-93	5.80 (207-1,200)
3	Mike Alstott	1992-95	5.64 (644-3,635)
4	Jaycen Taylor	2006-07, 09	5.60 (290-1,624)
5	Akeem Hunt	2011-14	5.48 (371-2,035)
6	Duane Purvis	1932-34	5.43 (332-1,802)
7	Jim Carter	1932-34	5.37 (288-1,547)
8	D.J. Knox	2014-15, 17-18	5.22 (355-1,853)
9	Harry Szulborski	1946-49	5.18 (478-2,478)
10	Kendall Matthews	1994-97	5.15 (230-1,185)
11	Devin Mockabee	2022-Pres.	5.12 (438-2,243)
12	Kory Sheets	2005-08	5.03 (664-3,341)
13	Corey Rogers	1991-95	4.98 (489-2,436)
14	Otis Armstrong	1970-72	4.95 (670-3,315)
	Scott Dierking	1973-76	4.95 (578-2,863)
16	Babe Dimancheff	1943-44	4.91 (285-1,399)

Career 100-Yard Rushing Games

1	Mike Alstott	1992-95	16
2	Otis Armstrong	1970-72	13
3	Harry Szulborski	1946-49	11
4	Scott Dierking	1973-76	9
	Kory Sheets	2005-08	9
6	Montrell Lowe	1999-02	8
	Devin Mockabee	2022-Present	8

Career Tackles-For-Loss

1	Jeff Zgonina	1989-92	72.0-244
2	Rosevelt Colvin	1995-98	61.0-272
3	Shaun Phillips	2000-03	60.5-238
4	Keena Turner	1976-79	58.0-347
5	Ryan Kerrigan	2007-10	57.0-289
6	Akin Ayodele	1999-01	54.0-261
7	Matt Mitrone	1998-01	50.0-162
8	Kawann Short	2009-12	49.0-179
9	Anthony Spencer	2003-06	44.0-207
10	Jim Schwantz	1988-91	43.0-240
11	Ken Loushin	1976-79	42.0-216
12	Kydran Jenkins	2020-Pres.	39.5-170

Career Sacks

1	Rosevelt Colvin	1995-98	35.0-191
2	Shaun Phillips	2000-03	33.5-175
	Ryan Kerrigan	2007-10	33.5-229
4	Jeff Zgonina	1989-92	29.0-151
	Akin Ayodele	1999-01	29.0-194
6	Kydran Jenkins	2020-Pres.	21.5-132

Career Interceptions

1	Stuart Schweigert	2000-03	17
2	Ricardo Allen	2010-13	13
	Cam Allen	2019-23	13
3	Bob Corby	1965-67	11
	Don Anderson	1981-84	11
	Rod Woodson	1983-86	11
	Marc Foster	1985-88	11
	Jimmy Young	1990-93	11
	Adrian Beasley	1996-99	11
9	Bill Kay	1977-80	10
	Landon Feichter	2011-14	10
	Frankie Williams	2012-15	10
12	Tim Foley	1967-69	9
	Cris Dishman	1984-87	9
	Jamel Coleman	1994-96	9
15	Chuck Piebes	1970-72	8
	Rock Supan	1976-78	8
	Robert Williams	1978-81	8
	Kennedy Wilson	1982-85	8
19	Phil Mateja	1951-52	7
	Tim Racke	1971-73	7
	Eric Beatty	1989-92	7
	Jacques Reeves	2000-03	7
	Antwaun Rogers	2001-04	7
	Torri Williams	2004-09	7
25	Dillon Thieneman	2023-Pres.	6

Field Goals by a Freshman

1	Travis Dorsch	1998	22
2	Chris Summers	2006	18
3	J.D. Dellinger	2016	14
4	Larry Sullivan	2006	7
5	Spencer Porath	2024	5

LONGEST PLAYS OF THE YEAR

Rushing	69 - Elijah Jackson, vs. Indiana State
Rushing TD	69 - Elijah Jackson, vs. Indiana State
Passing	63 - Max Klare from Browne, at Illinois
Passing TD	53 - Jahmal Edrine from Browne, at Illinois
Punt Return	20 - Dillon Thieneman, at Oregon State
Kick Return	33 - Elijah Jackson, vs. Indiana State
INT Return	-
Fumble Return	16 - Will Heldt (TD), at Illinois
Punt	64 - Keelan Crimmins, vs. Notre Dame
Field Goal	45 - Spencer Portath, vs. Nebraska

BOILERMAKER OVERTIME GAMES

ALL-TIME OVERTIME RECORD: 6-11

LAST OVERTIME GAME: Dec. 30, 2021 vs. Tennessee - W, 48-45

OVERTIME AT HOME: 2-3 - AWAY: 3-5 - NEUTRAL: 1-2

Jan. 1, 2000	vs. #21 Georgia	L, 28-25 (OT) <i>Outback Bowl</i>
Oct. 21, 2000	at Wisconsin	W, 30-24 (OT)
Sept. 29, 2001	at Minnesota	W, 35-28 (OT)
Oct. 12, 2002	at Illinois	L, 31-38 (OT)
Nov. 15, 2003	at #4 Ohio State	L, 13-16 (OT)
Jan. 1, 2004	vs. #11 Georgia	L, 27-34 (OT) <i>Capital One Bowl</i>
Sept. 24, 2005	at Minnesota	L, 35-42 (2 OT)
Sept. 9, 2006	Miami (OH)	W, 38-31 (OT)
Sept. 13, 2008	#16 Oregon	L, 26-32 (2 OT)
Nov. 27, 2010	Indiana	L, 31-34 (OT)
Nov. 12, 2011	Ohio State	W, 26-23 (OT)
Oct. 20, 2012	at #7 Ohio State	L, 22-29 (OT)
Oct. 8, 2016	at Illinois	W, 34-31 (OT)
Nov. 17, 2018	Wisconsin	L, 44-47 (3 OT)
Nov. 30, 2019	Indiana	L, 41-44 (2 OT)
Dec. 30, 2021	vs. Tennessee	W, 48-45 (OT) <i>Music City Bowl</i>
Oct. 12, 2024	at #23 Illinois	L, 50-49 (OT)

PURDUE SHUTOUTS

Times Purdue Shut Out an Opponent: 181 (173 wins)

Last Shutout by Purdue: 49-0, vs. Indiana State, 8/31/2024

Largest Shutout Victory: 96-0, vs. Butler, 10/21/1893

Times an Opponent Shut Out Purdue: 124 (116 losses)

Last Time Purdue was Shut Out: 56-0, vs. Ohio State, 11/2/2013

Largest Shutout Loss: 56-0, vs. Ohio State, 11/2/2013
56-0, at Chicago, 11/9/1907

PURDUE HALL OF FAMERS

COLLEGE FOOTBALL HALL OF FAME (16)	Induction
Elmer Oliphant, HB, 1911-13	1955
Alex Agase, OL, 1943	1963
Cecil Isbell, HB, 1935-37	1967
Bob Griese, QB, 1964-66	1984
Chalmers "Bump" Elliot, HB, 1943-44	1989
Leroy Keyes, HB, 1966-68	1990
Mike Phipps, QB, 1967-69	2006
Mark Herrmann, QB, 1977-80	2010
Otis Armstrong, RB, 1970-72	2012
Dave Butz, DT, 1970-72	2014
Rod Woodson, CB, 1983-86	2016
Andy Smith, Coach, 1913-15	1955
Jim Phelan, Coach, 1922-29	1873
Jack Mollenkopf, Coach, 1956-69	1988
Jim Young, Coach, 1977-81	1999
William "Lone Star" Dietz, Coach, 1921	2012
John Luckhardt, 1966	2022

PRO FOOTBALL HALL OF FAME (4) Induction Class

Len Dawson, QB, 1957-75	1987
Bob Griese, QB, 1967-80	1990
Hank Stram, Coach, 1960-74, 1976-77	2003
Rod Woodson, CB/S, 1987-2003	2009



ROSS-ADE HISTORY

- Ross-Ade Stadium was dedicated Nov. 22, 1924, ahead of its first game when Purdue hosted Indiana. The Boilermakers demolished their in-state foes in a 26-7 rout.
- The two men for whom the stadium is named after, David E. Ross and George Ade, were instrumental in building a stadium that has served as the backdrop to Purdue lore over the last 101 seasons. Ross conceived of the idea for a new stadium to replace Stuart Field, a 5,000-seat stadium that hosted Purdue Football from 1892 to 1924 and was located where the Elliot Hall of Music stands today.
- The original capacity for Ross-Ade Stadium in 1924 was 18,500, including standing room tickets. Over the years and several renovations, the capacity grew to its largest at 69,200 in 1970.
- The largest crowd ever to see a game at Ross-Ade is 71,629 against Indiana on Nov. 22, 1980, when Purdue outlasted the Hoosiers, 24-23, on the shoulders of consensus All-Americans quarterback (and current John Purdue Club Director of Leadership and Alumni Engagement) Mark Hermann and tight end Dave Young.
- Additional upgrades to the stadium included a new press box, luxury boxes and premium club areas in 2003 as a part of a \$70 million project. Permanent lighting was installed in 2017 and a new sound system in 2018.
- The Tyler Trent (T²) Student Gate was dedicated during the 2019 season in memory of Purdue superfan Tyler Trent who passed away at the age of 20 from osteosarcoma. The T² Gate was relocated to the south side of the stadium after the 2023 student section renovations were completed.

PHASE 1

The 2023 season saw the completion of the Phase I of a multi-phased renovation project at a cost of more \$45 million, fully funded by gifts to the John Purdue Club.

The three main enhancements to the stadium were the Tiller Tunnel, the south end zone student section and the team dining facility, which opened in July, on the north side of the stadium, bringing the total capacity up to 61,441

SOUTH END ZONE PROJECT

The Purdue student section and the All-American Marching Band have a new home in the south end zone of Ross-Ade Stadium. As a part of the Phase I project, the dedicated student section enhancements included the addition of a new Tyler Trent student entrance area, safe standing seats, patio and deck areas, rail seating, and enhanced concessions.

The completion of the bowl, in addition to the investment in the size of the concourse, allows for a more accessible fan experience as fans will now be able to traverse the entire stadium at the concourse level.

TILLER TUNNEL

The Boilermakers run onto Rohrman Field at Ross-Ade Stadium via the Tiller Tunnel. Completed in 2023, the tunnel provides direct access to the team back to the Kozuch Football Performance Center.

The tunnel is named in honor of the Purdue Hall of Fame inductee Joe Tiller, the winningest coach in the history of Purdue Football. Tiller left an incredible legacy on the program and Boilermakers everywhere. The result was 10 bowl games, including the 2001 Rose Bowl, and a Big Ten Conference championship in 2000.

ROSS-ADE QUICK FACTS

Stadium	Ross-Ade Stadium (1924)
Field Name	Rohrman Field (2019)
All-Time Ross-Ade Record	301-207-13
All-Time Home Record	394-251-25
Capacity	61,441
First Game	Purdue 26, Indiana 7 - 1924
Largest Crowd	71,629 vs. Indiana - 1980
Renovated	2002, 2023
Expanded	1930, 1949, 1955, 1964, 1696, 2023
Creators	David E. Ross - Purdue 1893 Inventor, Engineer, Businessman, Board of Trustees George Ade - Purdue 1887 Writer, Playwright, Newspaper Columnist, Board of Trustees

ROSS-ADE MILESTONES

- Nov. 22, 1924 - Purdue dedicates Ross-Ade Stadium, winning the Homecoming matchup over Indiana 26-7.
- 1975 - Prescription Athletic Turf is developed at Purdue is installed, a network of pipes connected to pumps capable of keeping the field playable.
- Nov. 22, 1980 - The largest crowd in Ross-Ade history, 71,629, views the game against Indiana.
- 2017 - Permanent lighting is installed at a cost of \$5.6 million.
- 2020 - Purdue installed a 150-foot, 4-inches wide and 56-foot, 9-inches high video board at the south end, more than four-times larger than the previous board built in 2007.
- Sept. 4, 2021 - The Boilermakers played their 500th game at Ross-Ade Stadium, defeating Oregon State 30-21 in front of a crowd of 53,656.
- Sat. 25, 2023 - Purdue defeated Indiana 35-31, recording its 300th victory at Ross-Ade Stadium.

ROSS-ADE RECORDS

RUSHING

Attempts	53 - Lorenzo White vs. Michigan State, 1985
Yards	350 - Eric Allen from Michigan State, 1971
TDs	4 - 7x last Kory Sheets vs. Miami Ohio, 2006
Longest	94 - Mike Pruitt vs. Iowa, 1974
Average	17.9 10-17.9 - Mike Pruitt vs. Iowa, 1974

PASSING

Attempts	73 - Dwayne Haskins from Ohio State, 2018
Completions	49 - Dwayne Haskins from Ohio State, 2018
Completions %	96% - Hudson Card vs. Indiana State, 2024
Yards	572 - David Blough vs. Missouri, 2018
TDs	6 - 3x last Curtis Painter vs. Eastern Illinois, 2007
INTs	6 - Dale Samuels vs. Miami Fla., 1950
Longest	99 - Brees to Sutherland vs. Northwestern, 1999

RECEIVING

Receptions	21 - Chris Daniels vs. Michigan State, 1999
Yards	301 - Chris Daniels vs. Michigan State, 1999
TDs	4 - Reggie Arnold vs. Iowa, 1977

TOTAL OFFENSE

Yards	590 - David Blough vs. Missouri, 2018
-------	---------------------------------------

SCORING

Points	25 - Cecil Isbell vs. Ohio, 1936
TDs	4 - many, last Kory Sheets vs. Michigan, 2008
FG Att.	6 - Rick Anderson vs. Michigan State, 1980; Chris Summers vs. Oregon, 2008
FG Made	5 - Rick Anderson vs. Michigan State, 1980
Longest FG	59 - Ralf Mojsiejenko from Michigan State, 1983 59 - Carson Wiggs vs. Toledo, 2009

INTERCEPTIONS

Most	3 - many, last Anthony Brown vs. Nebraska, 2015
Long Return	100 - David Brown Ohio State, 1986; Marlon Kerner Ohio State, 1993;
	Michael Hawthorne 65 yds and Billy Gustin 35 yds vs. UCF, 1998

RETURNS

Longest Punt Return	92 - Phil Mateja vs. Iowa, 1951
Longest Kick Return	100 - Stan Brown vs. Indiana, 1970; Jimmy Smith vs. Stanford, 1981

Additional records can be found on page 105 of the Purdue Football Record Book.



GAME 7 NOTES • Purdue vs. Oregon



273

Entering the 2024-25 NFL season, there have been 273 Boilermakers to appear on an active roster in the NFL.

325

Purdue has seen 325 of its players get drafted into the professional ranks of the NFL, AFL, USFL and XFL.

23

Twenty-three Boilermakers have been selected in the first round, most recently two-time Super Bowl champion George Karlaftis.

CURRENT BOILERMAKERS IN THE NFL

Payne Durham	Tampa Bay Buccaneers	Active
Charlie Jones	Cincinnati Bengals	Active
Sanoussi Kane	Baltimore Ravens	Active
George Karlaftis	Kansas City Chiefs	Active
Raheem Mostert	Miami Dolphins	Active
Aidan O'Connell	Las Vegas Raiders	Active
Tyrone Tracy Jr.	New York Giants	Active
Cory Trice Jr.	Pittsburgh Steelers	Active
Derrick Barnes	Detroit Lions	I.R.
David Bell	Cleveland Browns	I.R.
Ja'Whaun Bentley	New England Patriots	I.R.
Anthony Brown	Carolina Panthers	I.R.
Rondale Moore	Atlanta Falcons	I.R.
Markus Bailey	Arizona Cardinals	Practice
Jalen Graham	Washington Commanders	Practice
Reese Taylor	Denver Broncos	Practice

SUPER BOWL BOILERS

A Purdue Boilermaker has won 24 of the 58 Super Bowls. Twenty-four different Boilermakers have won the NFL's ultimate prize, while Purdue has been represented in 39 of the games.

Super Bowl	Player(s)	Team
I (1)	Len Dawson, Hank Stram !	Kansas City Chiefs
II (2)	None	
III (3)	None	
IV (4)	Len Dawson, Hank Stram ! *	Kansas City Chiefs
V (5)	None	
VI (6)	Tim Foley, Bob Griese	Miami Dolphins
VII (7)	Tim Foley, Bob Griese*	Miami Dolphins
VIII (8)	Tim Foley, Bob Griese*	Miami Dolphins
IX (9)	None	
X (10)	None	
XI (11)	None	
XII (12)	Otis Armstrong	Denver Broncos
XIII (13)	None	
XIV (14)	None	
XV (15)	None	
XVI (16)	Keena Turner*	San Francisco 49ers
XVII (17)	Dave Butz*	Washington Redskins
XVIII (18)	Dave Butz	Washington Redskins
XIX (19)	Keena Turner*	San Francisco 49ers
	Mark Brown	Miami Dolphins
XX (20)	None	
XXI (21)	Mark Jackson	Denver Broncos
XXII (22)	Dave Butz*	Washington Redskins
	Mark Jackson	Denver Broncos
XXXIII (23)	Keena Turner*	San Francisco 49ers
XXIV (24)	Keena Turner*	San Francisco 49ers
	Mark Jackson	Denver Broncos
XV (25)	None	
XVI (26)	None	
XVII (27)	None	
XVIII (28)	None	
XXIX (29)	None	
XXX (30)	Jim Schwartz*	Dallas Cowboys
	Rod Woodson	Pittsburgh Steelers
XXXI (31)	None	
XXXII (32)	None	
XXXIII (33)	None	
XXXIV (34)	Jeff Zgonina	St. Louis Rams
	Steve Jackson	Tennessee Titans
XXXV (35)	Rod Woodson*	Baltimore Ravens
XXXVI (36)	Matt Light, David Nugent*	New England Patriots
	Jeff Zgonina	St. Louis Rams
XXXVII (37)	Mike Alstott*	Tampa Bay Buccaneers
	Rod Woodson	Oakland Raiders
XXXVIII (38)	Roosevelt Colvin,	
	Brandon Gorin, Matt Light	
	Gene Mruczkowski*	New England Patriots
XXXIX (39)	Roosevelt Colvin,	
	Brandon Gorin, Matt Light	
	Gene Mruczkowski*	New England Patriots
	Ian Allen	Philadelphia Eagles
XL (40)	Chukky Okobi*	Pittsburgh Steelers
	Niko Koutouvides, Craig Terrill	Seattle Seahawks
XLI (41)	Gilber Gardner, John Standeford*	Indianapolis Colts
	Kyle Orton	Chicago Bears
XLII (42)	Roosevelt Colvin, Matt Light	New England Patriots
XLIII (43)	Chike Okefor	Arizona Cardinals
XLIV (44)	Drew Brees* #	New Orleans Saints
	Curtis Painter	Indianapolis Colts
XLV (45)	Mike Neal*	Green Bay Packers
XLVI (46)	Niko Koutouvides, Matt Light	
	Rob Ninkovich	New England Patriots
XLVII (47)	Bernard Pollard*	Baltimore Ravens
XLVIII (48)	Cliff Avril*	Seattle Seahawks
	Shaun Phillips	Denver Broncos
XLIX (49)	Rob Ninkovich*	New England Patriots
	Cliff Avril	Seattle Seahawks
L (50)	Kawann Short	Carolina Panthers
LI (51)	Rob Ninkovich*	New England Patriots
	Ricardo Allen	Atlanta Falcons
LII (52)	Jason King	New England Patriots
LIII (53)	Ja'Whaun Bentley*	New England Patriots
LIV (54)	Raheem Mostert,	
	Jacob Thieneman	San Francisco 49ers
LV (55)	None	
LVI (56)	Brycen Hopkins*	Los Angeles Rams
	Ricardo Allen, Markus Bailey	Cincinnati Bengals
LVII (57)	George Karlaftis*	Kansas City Chiefs
LVIII (58)	George Karlaftis*	Kansas City Chiefs

* Denotes winner | ! Denotes head coach | # Denotes Super Bowl MVP

DEN OF DEFENSIVE ENDS

Throughout its history, Purdue has produced many outstanding defensive ends, creating an institution unlike any other in college football - The Den of Defensive Ends.

The tradition of The Den of Defensive Ends dates to the days of Leo Sugar and Lamar Lundy from the late 1940s to the mid-1950s and Keena Turner in the late 1970s, but it has flourished more recently. While Purdue's high-powered offense has made headlines under head coaches Joe Tiller, Jeff Brohm and Ryan Walters, the Boilermakers' defense made a name for itself principally for the play of its ends.

CLIFF AVRIL (PURDUE 2004-07)

35 tackles-for-loss, 13 sacks at Purdue, All-Big Ten

AKIN AYODELE (PURDUE 1999-01)

54 tackles-for-loss, 29 sacks at Purdue 3-time All-Big Ten

ROSEVELT COLVIN (PURDUE 1995-98) - PURDUE HALL OF FAME - 2016

35 career sacks, 61 tackles-for-loss at Purdue, 2-time All-Big Ten Super Bowl XXXVIII, XXXIX champion

RAY EDWARDS (PURDUE 2003-05)

16 career sacks at Purdue

GEORGE KARLAFTIS (PURDUE 2019-21)

30.5 tackles-for-loss, 14.5 sacks, 3-time All-Big Ten, First Team All-America Super Bowl LVII, LVIII champion

RYAN KERRIGAN (PURDUE 2007-10) - PURDUE HALL OF FAME - 2018

14 forced fumbles, 2-time All-Big Ten, All-America, Big Ten DPOTY 4-time Pro Bowl selection

LAMAR LUNDY (PURDUE 1954-56) - PURDUE HALL OF FAME - 1995

Team MVP, 2-time All-Big Ten

ROB NINKOVICH (PURDUE 2004-05)

16 career sacks at Purdue, All-Big Ten Super Bowl XLIX, LI champion

CHIKE OKEAFOR (PURDUE 1994-96, 1998)

318 tackles, 15 sacks at Purdue, All-Big Ten

SHAUN PHILLIPS (PURDUE 2000-03)

60.5 tackles-for-loss, 33.5 sacks at Purdue, All-Big Ten

ANTHONY SPENCER (PURDUE 2003-06)

44 tackles-for-loss, 21.0 sacks at Purdue, All-Big Ten, All-America

LEO SUGAR (PURDUE 1949-51) - PURDUE HALL OF FAME - 2006

2-time All-Big Ten, All-America

KEENA TURNER (PURDUE 1976-79) - PURDUE HALL OF FAME - 2006

58 tackles-for-loss at Purdue, 2-time All-Big Ten Super Bowl XVI, XIX, XXII, XXIV champion

CRADLE OF QUARTERBACKS

The Cradle of Quarterbacks has evolved over the last 70 years as a defining feature of Purdue football. Boilermakers have set numerous NCAA and Big Ten Conference records, many have been chosen as All-Americans and national awards winners or finalists.

Fifteen former Purdue signal-callers have gone on to play in the National Football League. Drew Brees, Dawson and Griese combined to win four Super Bowls. Purdue is one of just two universities that can claim three Super Bowl champs at the position. (Alabama)

The reference to Cradle of Quarterbacks was added in the late 1970s when the poster was updated to include Mark Herrmann.

DREW BREES (PURDUE 1997-00) - PURDUE HALL OF FAME - 2009

11,792 yards, 90 touchdowns at Purdue, 61.1% comp. All-America, Maxwell Award, 3-time All-Big Ten Super Bowl XLIV MVP & champion, 13-time Pro Bowler

SCOTT CAMPBELL (PURDUE 1980-83)

7,636 yards, 45 touchdowns at Purdue

GARY DANIELSON (PURDUE 1970-72) - PURDUE HALL OF FAME - 2012

2,748 yards, 14 touchdowns at Purdue, College Football Analyst for CBS

LEN DAWSON (PURDUE 1954-56) - PURDUE HALL OF FAME - 1996

3,325 yards, 29 touchdowns at Purdue Three-time All-Big Ten, 1956 First Team All-America Super Bowl IV champion, Super Bowl IV MVP, 1987 Pro Football Hall of Fame

BOB D'MOSS (PURDUE 1945-48) - PURDUE HALL OF FAME - 1999

2,759 yards, 23 touchdowns at Purdue, Purdue Head Coach (1970-72)

JIM EVERETT (PURDUE 1981-85) - PURDUE HALL OF FAME - 1999

7,411 yards, 43 touchdowns at Purdue, 1985 All-Big Ten, Pro Bowler

BOB GRIESE (PURDUE 1964-66) - PURDUE HALL OF FAME - 1994

4,541 yards, 28 touchdowns at Purdue 1966 Big Ten Player of the Year, 2-time All-America, 2-time All-Big Ten Super Bowl VII & VIII champion, 6-time Pro Bowl, Pro Football Hall of Fame

MARK HERRMANN (PURDUE 1977-80) - PURDUE HALL OF FAME - 1997

9,946 yards, 71 touchdowns at Purdue 4-time All-Big Ten, Sammy Baugh Award, College Football Hall of Fame

KYLE ORTON (PURDUE 2001-04)

9,337 yards, 63 touchdowns at Purdue, 2-time All-Big Ten

CURTIS PAINTER (PURDUE 2005-08)

11,163 yards, 67 touchdowns at Purdue

MIKE PHIPPS (PURDUE 1967-69) - PURDUE HALL OF FAME - 1995

5,423 yards, 37 touchdowns 1969 Consensus All-America, 2-time All-Big Ten, College Football Hall of Fame

DALE SAMUELS (PURDUE 1950-52) - PURDUE HALL OF FAME - 2001

3,161 yards, 27 touchdowns at Purdue





GAME 7 NOTES • Purdue vs. Oregon



TEAM GAME-BY-GAME STATS

Game	ISU	ND	OSU	NEB	WIS	ILL	ORE	NU	OSU	PSU	MSU	IND	Total
Points	49	7	21	10	6	49							142-23.7
	0	66	38	28	52	50							234-39.0
Total Offense	583	162	319	224	216	536							2,040
	154	578	445	405	589	556							2,740
Total Plays	66	49	47	58	48	58							324
	53	70	75	56	73	73							403
Yards Per Play	8.8	3.3	6.8	4.0	4.5	9.2							6.3
	2.9	8.3	5.9	7.0	8.1	7.6							6.8
First Downs	26	6	13	12	10	21							88
	11	27	25	25	28	28							145
Rush Attempts	31	25	30	31	26	32							175
	43	44	57	32	41	39							256
Yards Rushing	248	38	263	50	99	239							937
	104	362	341	161	228	177							1,373
Yards Per Rush	8.0	1.5	8.8	1.6	3.8	7.5							5.4
	2.4	8.2	6.0	5.0	5.6	4.5							5.4
Rushing Touchdowns	3	0	2	0	0	2							7
	0	6	4	2	4	3							19
Passing Completions	30	11	7	18	12	18							96
	5	18	10	16	21	20							91
Passing Attempts	35	24	17	25	22	26							149
	10	26	18	26	32	34							147
Completion %	85.7	45.8	41.2	72.0	54.5	69.2							64.4
	50.0	69.2	55.6	61.5	65.6	58.8							61.9
Passing Yards	335	124	56	174	117	297							1,103
	50	216	104	244	361	379							1,367
Passing Touchdowns	4	1	1	1	0	3							10
	0	2	0	1	3	3							9
Had Intercepted	0	2	1	1	0	0							4
	0	0	0	0	2	0							2
Field Goals	0-0	0-0	0-0	1-2	2-2	2-2							5-6
	0-1	1-1	1-2	0-3	1-1	3-3							6-11
Punting No.-Avg.	3-46.7	10-47.3	4-43.2	6-43.0	8-43.9	2-48.5							33-45.2
	10-37.4	4-37.5	2-53.0	3-34.3	2-49.5	1-43.0							22-39.8
Time of Possession	29:31	24:17	19:45	29:42	28:13	26:49							26:23
	30:29	35:43	40:15	30:18	31:47	33:11							33:37
Third Downs	7-12	1-12	2-9	7-15	1-11	5-10							23-69
	1-12	7-12	7-14	1-8	8-14	8-12							32-72
Fourth Downs	1-1	0-1	0-2	0-0	0-0	0-1							1-5
	0-0	0-0	1-3	1-1	1-1	0-1							3-6
Red-Zone Scoring	5-5	1-1	2-4	1-2	2-2	6-6							17-20
	0-0	4-4	4-5	2-4	4-4	7-7							21-14
Red Zone TDs-FGs	5-0	1-0	2-0	1-0	0-2	4-2							13-4
	0-0	4-0	3-1	2-0	3-1	5-2							17-4
Turnovers	0	2	2	1	2	1							8
	0	0	0	0	2	1							3
Points off Turnovers	0	0	0	0	6	0							6
	0	14	7	7	10	0							38
Penalties	11-110	7-68	2-25	13-165	6-55	6-38							45-461
	2-16	5-40	6-47	11-94	3-30	5-45							32-272
Punt Returns	4-43-0	0-0-0	1-20-0	0-0-0	2-2-0	1-(-1)-0							8-8.0
	0-0-0	4-35-0	1-(-2)-0	3-9-0	3-14-0	1-24-0							13-6.2
Kick Returns	1-33-0	3-61-0	0-0-0	1-27-0	2-31-0	1-15-0							8-20.9
	3-66-0	0-0-0	3-46-0	1-8-0	0-0-0	1-9-0							9-16.1
Interception Returns	0-0-0	0-0-0	0-0-0	0-0-0	2-0-0	0-0-0							2-0-0
	0-0-0	2-38-1	1-20-1	1-35-1	0-0-0	0-0-0							4-93-3
Fumble-Lost	1-1	1-0	2-1	0-0	3-2	0-0							7-4
	0-0	0-0	0-0	0-0	0-0	2-1							2-1
Sacks	3-8	3-17	2-14	1-8	0-0	5-30							14-77
	2-8	4-40	0-0	3-35	3-27	1-11							15-1121
Tackles-for-Loss	11-25	4-18	6-25	2-10	4-8	8-36							35-122
	4-10	5-43	4-7	9-51	6-31	3-14							31-156
Breakups	1	1	2	3	4	6							18
	0	4	4	3	5	4							20





GAME 7 NOTES • Purdue vs. Oregon



OFFENSIVE STARTERS

	QB	RB/WR	TE/WR	WR/TE/RB	WR	WR	LT	LG	C	RG	RT
INDIANA STATE	Card	Mockobee	M. Klare	Biber	Edrine	Rigby	Sales Jr.	Moussa	Hartwig	Wingfield	Mbow
NOTRE DAME	Card	Mockobee	M. Klare	Tibbs	Edrine	Rigby	Stewart	Moussa	Hartwig	Wingfield	Mbow
Oregon State	Card	Mockobee	M. Klare	Tibbs	Morrisette	Rigby	Stewart	Moussa	Hartwig	Wingfield	Mbow
NEBRASKA	Card	Mockobee	M. Klare	Tibbs	Morrisette	Rigby	Stewart	Moussa	Hartwig	Wingfield	Mbow
Wisconsin	Card	Mockobee	M. Klare	Tibbs	Morrisette	Edrine	Stewart	Moussa	Hartwig	Wingfield	Mbow
Illinois	Browne	Mockobee	M. Klare	Biber	Tibbs	Edrine	Stewart	Moussa	Hartwig	Wingfield	Mbow
OREGON											
NORTHWESTERN											
Ohio State											
PENN STATE											
Michigan State											
Indiana											

DEFENSIVE STARTERS

	DL	DL	DL	RUSH/DL	RUSH	LB	LB/DB	LB/DB	DB	DB	DB
INDIANA STATE	Brevard	M'Ba	Lewis	Heldt	Sillah	Jenkins	Grant	M. Brown	Breedlove	Stevens	Thieneman
NOTRE DAME	Brevard	M'Ba	Anderson	Heldt	Sillah	Jenkins	Grant	M. Brown	Breedlove	Stevens	Thieneman
Oregon State	Brevard	M'Ba	Anderson	Heldt	Sillah	Jenkins	Grant	M. Brown	Breedlove	Stevens	Thieneman
NEBRASKA	Brevard	M'Ba	Anderson	Heldt	Sillah	Jenkins	Karlaftis	M. Brown	N. Green	Jefferson II	Thieneman
Wisconsin	Brevard	M'Ba	Anderson	Heldt	Jenkins	Karlaftis	Alisandro	N. Green	Breedlove	Jefferson II	Thieneman
Illinois	Brevard	M'Ba	Anderson	Heldt	Jenkins	Karlaftis	Alisandro	N. Green	Breedlove	Stevens	Thieneman
OREGON											
NORTHWESTERN											
Ohio State											
PENN STATE											
Michigan State											
Indiana											

CAREER STARTS *AT PREVIOUS SCHOOL

OFFENSE	Position	19/20	21	22	23	24	Total	Consecutive	DEFENSE	Position	19	20	21	22	23	24	Total	Consecutive
Drew Biber	TE	--	--	--	--	2	2	1	Botros Alisandro	DB	--	--	--	--	--	2	2	2
George Burhenn	TE	--	--	--	1		1		Joe Anderson	DL						5	5	5
Kam Brown	WR	4*	8*	10*	8*		30		Kyndrich Breedlove	DB	--	--	--	--	--	5	5	2
Ryan Browne	QB	--	--	--	--	1	1	1	Cole Brevard	DT	--	--	--	--	12	6	18	18
Hudson Card	QB	--	2*	3*	12	5	21		Markevious Brown	DB	--	--	--	--	12	4	16	
Jayden Dixon-Veal	WR	--	--	--	5		5		Tarrion Grant	DB	--	--	--	--	--	3	3	
Jahmal Edrine	WR	--	--	9*		4	13	2	Nyland Green	DB	--	--	--	--	--	2	2	2
Ben Furtney	FB	--	--	2			2		Will Heldt	RUSH	--	--	--	--	--	6	6	6
Jalen Grant	OL	--	--	--	12		12		Joseph Jefferson II	DB	--	--	--	--	--	2	2	
Luke Griffin	OL	1*	6*	1*			8		Kydran Jenkins	LB	--	--	10	14	12	6	42	33
Gus Hartwig	OL	3	13	11	9	6	42	15	Yanni Karlaftis	LB	--	--	--	--	8	3	11	3
Max Klare	TE	--	--	--	4	6	10	6	Damarjhe Lewis	DL	--	--	2	--	--	1	3	
Reggie Love III	RB	--	--	1*	7*		8		Jeffrey M'ba	DL	--	--	--	--	--	6	6	6
Marcus Mbow	OL	--	--	14	6	6	26	6	Jireh Ojata	RUSH	6*	10*	10*	10*			36	
Bennett Meredith	QB	--	--	--	1		1		Derrick Rogers Jr	DB	--	--	--	--	4		4	
Devin Mockobee	RB	--	--	7	4	6	17	6	Shitta Sillah	RUSH	--	3*	5*	1*	3*	4	16	
De'Nylon Morrisette	WR	--	--	--	--	3	3		Antonio Stevens	DB	--	--	--	--	3	4	7	1
Mahamane Moussa	OL	--	--	9	9	6	24	6	Dillon Thieneman	DB	--	--	--	--	12	6	18	18
Shamar Rigby	WR	--	--	--	--	4	4		Salim Turner-Muhammad	DB	--	5*	1*	1*			7	
Joshua Sales Jr.	OL	--	--	4	--	1	5											
Andrew Sowinski	WR	--	--	4	2		6											
Corey Stewart	OL	--	7*	9*	12*	5	33	5										
Jaron Tibbs	WR	--	--	--	1	5	6	5										
DJ Wingfield	OL	--	--	1*	9*	6	16	6										

GAME-BY-GAME LEADERS

Game	Rushing Attempts	Rushing Yards	Passing Yards	Receptions	Receiving Yards	All-Purpose Yards	Tackles	Tackles For Loss
INDIANA STATE	Mockobee - 11	Mockobee - 89	Card - 273	M. Klare - 5	M. Klare - 71	Jackson - 116	Heldt/Stevens - 7	Heldt - 3.0
NOTRE DAME	Love III - 10	Love III - 61	Card - 124	M. Klare - 3	K. Brown - 52	Love III & Jackson - 61	Thieneman - 9	Thieneman & 2 others - 1.0
Oregon State	Mockobee - 16	Mockobee - 168	Card - 56	M. Klare - 2	M. Klare - 46	Mockobee - 168	Jenkins - 16	Jenkins - 3.0
NEBRASKA	Mockobee - 13	Mockobee - 41	Card - 174	Tibbs - 5	Tibbs - 46	Mockobee - 55	Jefferson II/Thieneman - 9	Brevard/Berglund - 1.0
Wisconsin	Mockobee - 11	Mockobee - 45	Card - 111	4 Tied - 2	M. Klare/Edrine - 26	Mockobee - 70	Heldt/Thieneman - 8	4 Tied - 1.0
Illinois	Browne - 17	Browne - 118	Browne - 297	M. Klare - 6	M. Klare - 133	Mockobee/ M. Klare - 133	Jenkins - 10	Jenkins - 2.5
OREGON								
NORTHWESTERN								
Ohio State								
PENN STATE								
Michigan State								
Indiana								





GAME 7 NOTES • Purdue vs. Oregon



DRIVE CHART (PURDUE/OPPONENT)

Game	Possessions	TDs	FGs		Fum.	Int.	Safety	Punt	Downs	Half	Game	3-And	
			Made	Attempted								80+Yard	Out
INDIANA STATE	11/12	7/0	0/0	0/1	1/0	0/0	0/0	3/10	0/0	0/1	0/1	1/0	0/6
NOTRE DAME	15/14	1/8	0/1	0/1	0/0	2/0	0/0	10/4	1/0	1/0	0/1	0/1	8/4
Oregon State	12/11	3/4	0/1	0/2	1/0	1/0	0/0	4/2	2/2	1/0	0/1	0/1	4/1
NEBRASKA	11/10	1/4	1/0	2/3	0/0	1/0	0/0	6/3	0/0	1/0	0/1	0/0	5/0
Wisconsin	12/13	0/7	2/1	2/1	1/0	0/2	0/0	8/2	0/0	1/0	0/1	2/0	3/1
Illinois	11/12	5/6	2/3	2/3	0/1	0/0	0/0	2/1	1/1	1/0	0/0	1/0	1/0
OREGON													
NORTHWESTERN													
Ohio State													
PENN STATE													
Michigan State													
Indiana													
TOTALS	72/72	17/29	5/6	6/10	3/1	4/2	0/0	33/22	4/3	5/1	0/5	4/2	21/12

PURDUE SCORING DRIVES

vs. Indiana State (7)						at Illinois (7)					
Qtr	Res.	Players/Play	Plays	Yards	TOP	Qtr	Res.	Players/Play	Plays	Yards	TOP
1	TD	Card to Klare 9-yard pass	8	55	3:41	2	FG	Porath 22-yards	9	74	4:30
2	TD	Card to Tibbs 8-yard pass	7	76	3:05	3	TD	Browne to Edrine 53-yard pass	6	85	3:10
2	TD	Card to Morrisette 8-yard pass	3	57	1:13	3	FG	Porath 24-yards	6	64	2:35
3	TD	Love III 6-yard rush	9	66	4:11	4	TD	Browne to Tibbs 8-yard pass	6	75	2:46
3	TD	Card to L. Smith 31-yard pass	4	50	1:34	4	TD	Mockobee 2-yard rush	10	75	3:30
4	TD	Jackson 69-yard rush	5	91	2:20	4	TD	Browne to Mockobee 13-yard pass	3	43	0:49
4	TD	Merriweather 4-yard rush	5	35	1:48	OT	TD	Branch 3-yard rush	2	25	0:00
vs. Notre Dame (1)						vs. Oregon					
Qtr	Res.	Players/Play	Plays	Yards	TOP	Qtr	Res.	Players/Play	Plays	Yards	TOP
3	TD	Card to Morrisette 5-yard pass	6	75	3:08						
at Oregon State (3)						vs. Northwestern					
Qtr	Res.	Players/Play	Plays	Yards	TOP	Qtr	Res.	Players/Play	Plays	Yards	TOP
2	TD	Card to Klare 32-yard pass	2	47	0:57						
4	TD	Love III 2-yard rush	7	75	3:01						
4	TD	Mockobee 3-yard rush	6	75	2:58						
vs. Nebraska (2)						at Ohio State					
Qtr	Res.	Players/Play	Plays	Yards	TOP	Qtr	Res.	Players/Play	Plays	Yards	TOP
3	FG	Porath 45-yards	13	55	8:08						
4	TD	Card to L. Smith 15-yard pass	12	75	4:09						
at Wisconsin (2)						vs. Penn State					
Qtr	Res.	Players/Play	Plays	Yards	TOP	Qtr	Res.	Players/Play	Plays	Yards	TOP
2	FG	Porath 21-yards	9	42	6:08						
2	FG	Porath 23-yards	8	46	3:27						
						at Michigan State					
Qtr	Res.	Players/Play	Plays	Yards	TOP	Qtr	Res.	Players/Play	Plays	Yards	TOP
						at Indiana					
Qtr	Res.	Players/Play	Plays	Yards	TOP	Qtr	Res.	Players/Play	Plays	Yards	TOP

BY YARDAGE

Yardage	Scoring Drives				Touchdowns					
	Purdue		Opponent		Purdue			Opponent		
	TD	FG	TD	FG	Ru.	Pa.	Other	Ru.	Pa.	Other
0-9					6	5		6	2	
10-19			1		2	1		7	2	
20-29	1		2					2	3	1
30-39	1		2		2			2		2
40-49	2	2	1	1				1		
50-59	3	1	3	4	1			1		
60-69	1	1	4		1			1		
70-79	7	1	11					1		
80-89	1		1	1						
90-99	1		2							

FIRST DRIVES BY PURDUE

	1st Half	2nd Half
	Touchdown	Touchdown
INDIANA STATE	Touchdown	Touchdown
NOTRE DAME	Punt	Downs
Oregon State	Fumble	Punt
NEBRASKA	Punt	Field Goal
Wisconsin	Punt	Punt
Illinois	Downs	Touchdown
OREGON		
NORTHWESTERN		
Ohio State		
PENN STATE		
Michigan State		
Indiana		

FIRST DRIVES BY OPPONENTS

	1st Half	2nd Half
	Punt	Punt
INDIANA STATE	Punt	Punt
NOTRE DAME	Touchdown	Touchdown
Oregon State	Downs	Downs
NEBRASKA	Punt	Touchdown
Wisconsin	Punt	Touchdown
Illinois	Field Goal	Field Goal
OREGON		
NORTHWESTERN		
Ohio State		
PENN STATE		
Michigan State		
Indiana		





GAME 7 NOTES • Purdue vs. Oregon



LONG PLAY CHART (30 YARDS OR MORE)

Yds	Type	Players	Opponent
69	Rush	Jackson*	Indiana State
63	Rush	Mockobee	Oregon State
62	Pass	Browne to M. Klare	Illinois
53	Pass	Browne to Edrine*	Illinois
52	Pass	Card to K. Brown	Notre Dame
43	Pass	Card to M. Klare	Indiana State
40	Pass	Browne to M. Klare	Illinois
36	Rush	Mockobee	Indiana State
35	Rush	Merriweather	Wisconsin
34	Run	Mockobee	Illinois
33	Return	Jackson	Indiana State
32	Pass	Card to M. Klare*	Oregon State
31	Pass	Card to L. Smith*	Indiana State

* Touchdown scored on play

LONGEST PLAYS BY PLAYER

	No.	TD	Rush	Rec.	KR	Pr	Int	Fum
Kam Brown	1			1				
Jahmal Edrine	1	1		1				
Elijah Jackson	2	1	1		1			
Max Klare	4	1		4				
J. Merriweather	1		1					
Devin Mockobee	3		3					
Leland Smith	1	1		1				
TOTALS	13	4	5	7	1			

LONGEST PLAYS BY QUARTERBACK

	No.	TD	30-39	40-59	60-79	80-99	Rush
Ryan Browne	3	1		2	1		
Hudson Card	4	2	2	2			

LONG PLAYS BY YARDS

	No.	TD
100+		
90-99		
80-89		
70-79		
60-69	3	1
50-59	2	1
40-49	2	
30-39	6	2

LONG PLAYS BY PLAY TYPE

	No.	TD
Rushing	5	1
Passing	7	3
Punt Returns		
Kick Returns	1	
Interceptions		
Fumble Returns		
Other		
TOTALS	13	4

REDZONE RECAP

PURDUE SCORED									FAILED TO SCORE						
	Att	Scores	Points	TDs	Rush	Pass	FGM		FGA	Downs	INT	FUM	Half	Game	
INDIANA STATE	5	5	35	5	2	3	0		0	0	0	0	0	0	0
NOTRE DAME	1	1	7	1	0	1	0		0	0	0	0	0	0	0
Oregon State	4	2	14	2	2	0	0		0	1	0	1	0	0	0
NEBRASKA	2	1	7	1	0	1	0		1	0	0	0	0	0	0
Wisconsin	2	2	6	0	0	0	2		0	0	0	0	0	0	0
Illinois	6	6	35	4	2	2	2		0	0	0	0	0	0	0
OREGON															
NORTHWESTERN															
Ohio State															
PENN STATE															
Michigan State															
Indiana															
TOTALS	16	14	91	12	6	6	2		0	1	0	1	0	0	0

OPPONENT SCORED									FAILED TO SCORE						
	Att	Scores	Points	TDs	Rush	Pass	FGM		FGA	Downs	INT	FUM	Half	Game	
INDIANA STATE	0	0	0	0	0	0	0		0	0	0	0	0	0	0
NOTRE DAME	4	4	28	4	3	1	0		0	0	0	0	0	0	0
Oregon State	5	4	24	3	3	0	1		0	1	0	0	0	0	0
NEBRASKA	4	2	14	2	1	1	0		2	0	0	0	0	0	0
Wisconsin	4	4	24	3	3	0	1		0	0	0	0	0	0	0
Illinois	7	7	40	5	3	2	2		0	0	0	0	0	0	0
OREGON															
NORTHWESTERN															
Ohio State															
PENN STATE															
Michigan State															
Indiana															
TOTALS	16	15	92	12	9	4	4		2	1	0	0	0	0	0

MISC. PASSING STATS

Games 30+ Completions							
Player	20	21	22	23	24	Total	
Hudson Card			1*	1		2	

Games without an Interception (min. 20 passing attempts)							
Player	20	21	22	23	24	Total	
Ryan Browne					1	1	
Hudson Card		2*	3*	6	2	13	

Games 300-Yards Passing							
Player	20	21	22	23	24	Total	
Hudson Card			1*	1		2	

Games with Multiple Passing Touchdowns							
Player	20	21	22	23	24	Total	
Ryan Browne					1	1	
Hudson Card		1*	2*	5	1	9	

Completions 30 Yards or More							
Player	20	21	22	23	24	Total	
Ryan Browne					3	3	
Hudson Card		4*	3*	12	4	22	

Completions 50 Yards or More							
Player	20	21	22	23	24	Total	
Ryan Browne				2	2	4	
Hudson Card		1*		2	1	4	

* At a previous school

MISC. RUSHING STATS

Games with 100-Yards Rushing							
Player	20	21	22	23	24	Total	
Ryan Browne					1	1	
Reggie Love III				2*		2	
Devin Mockobee			4	2	2	8	

Games with a Rushing Touchdown							
Player	20	21	22	23	24	Total	
Arhmad Branch					1	1	
Hudson Card		1*		5		6	
Elijah Jackson					1	1	
Reggie Love III			2*	3*	2	7	
Jaheim Merriweather					1	1	
Devin Mockobee			9	6	2	17	

Games with Multiple Rushing Touchdowns							
Player	20	21	22	23	24	Total	
Reggie Love III				1*		1	

20-Yard Rushes at Purdue							
Player	20	21	22	23	24	Total	
Ryan Browne					1	1	
Hudson Card				3		3	
Elijah Jackson					1	1	
Reggie Love III				2	2	4	
Jaheim Merriweather					1	1	
Devin Mockobee			5	6	7	18	

* At a previous school





MISC. RECEIVING STATS

Games with a Reception

Player	20	21	22	23	24	Total
Drew Biber			1	1	4	6
Kam Brown		7*	11*	8*	2	28
George Burhenn				1	1	2
Jayden Dixon-Veal				7	2	9
Jahmal Edrine		1*	10*		4	15
Ben Furtney				1		1
Elijah Jackson					1	1
Max Klare				5	6	11
Reggie Love III		2*	4*	6*	3	15
Devin Mockobee			11	9	5	25
De'Nylon Morrisette			2*		5	7
Shamar Rigby					4	4
CJ Smith				5*		5
Leland Smith					4	4
Andrew Sowinski		2	6	1	2	11
Jaron Tibbs				3	5	8
Jesse Watson					1	1

Games with 5+ Catches

Player	20	21	22	23	24	Total
Kam Brown		1*	1*			2
George Burhenn				1		1
Jahmal Edrine			2*			2
Max Klare				1	2	3
Jaron Tibbs					1	1

Games with 100 Yards Receiving

Player	20	21	22	23	24	Total
Kam Brown			1*	1*		2
Jahmal Edrine				1*		1
Max Klare					1	1

Games with a Receiving Touchdown

Player	20	21	22	23	24	Total
Drew Biber				1		1
Kam Brown		1*	3*	2*		6
George Burhenn				1		1
Jayden Dixon-Veal				1		1
Jahmal Edrine			4*		1	5
Max Klare					2	2
Devin Mockobee				1	1	2
De'Nylon Morrisette					2	2
Leland Smith					2	2
Jaron Tibbs					2	2

Games with Multiple Receiving Touchdowns

Player	19	20	21	22	23	Total
Jahmal Edrine				2*		2

30-Yard Receptions at Purdue

Player	20	21	22	23	24	Total
Kam Brown					1	1
Jahmal Edrine					1	1
Max Klare					4	4
Devin Mockobee				1		1
Leland Smith					1	1

50-Yard Receptions at Purdue

Player	20	21	22	23	24	Total
Kam Brown				1		1
Jahmal Edrine					1	1
Max Klare					1	1

* At a previous school

MISC. DEFENSIVE STATS

Games with Double-Digit Tackles

Player	20	21	22	23	24	Total
Joseph Jefferson II					1	1
Kydran Jenkins					2	2
Dillon Thieneman				4	1	5

Games with a Tackle for Loss (including assisted TFLs)

Player	19/20	21	22	23	24	Total
Botros Alisandro				1		1
Joe Anderson		1		3	1	5
Winston Berglund					2	2
Kyndrich Breedlove				1*	1	2
Cole Brevard				3	4	7
Markevious Brown			1*	3		4
Jamarius Dinkins		1*	1*	1*		3
Nyland Green				1*	1	2
Will Heldt				1	4	5
Joseph Jefferson II					1	1
Kydran Jenkins		5	7	11	4	27
Yanni Karlaftis				1	3	4
Damarjhe Lewis		1			2	3
CJ Madden					1	1
Jeffrey M'Ba				1*	3	4
Jireh Ojata	/3*	9*	9*	8*	1	30
Mo Omonode			1*	2	1	4
Shitta Sillah	1/3*	3*		3*	3	13
Sterling Smith				1*		1
Antonio Stevens					1	1
Dillon Thieneman				2	3	5
Salim Turner-Muhammad	1*					1

Games with Multiple Tackles for Loss

Player	19/20	21	22	23	24	Total
Will Heldt					2	2
Kydran Jenkins		2	2	2	3	9
Damarjhe Lewis					1	1
Jireh Ojata	/2*	4*	4*	6*		16
Mo Omonode				1		1

Games with Multiple Tackles for Loss (contd.)

Player	19/20	21	22	23	24	Total
Shitta Sillah	1*/	1*			1	3

Games with a Sack (including half sacks)

Player	19/20	21	22	23	24	Total
Winston Berglund					1	1
Cole Brevard				1		1
Markevious Brown				1		1
Jamarius Dinkins			1*			1
Nyland Green					1	1
Kydran Jenkins		5	4	7	4	20
Will Heldt					3	3
Yanni Karlaftis				1	3	4
Jeffrey M'Ba				1*	1	2
Jireh Ojata	/2*	9*	6*	6*	1	24
Mo Omonode				1	2	3
Shitta Sillah	1/3*	1*		2*	1	8
Dillon Thieneman					1	1

Games with Multiple Sacks

Player	19/20	21	22	23	24	Total
Kydran Jenkins			1	1	2	4
Will Heldt					2	2
Jireh Ojata		4*	3*	4*		11
Mo Omonode					1	1

Games with an Interception

Player	19/20	21	22	23	24	Total
Botros Alisandro				1		1
Kyndrich Breedlove					2	2
Shitta Sillah	/1*					1
Dillon Thieneman				5		5

* At a previous school





GAME 7 NOTES • Purdue vs. Oregon



PASSING CAREER HIGHS *AT PREVIOUS SCHOOL

PLAYER	COMPLETIONS	ATTEMPTS	TOUCHDOWNS	YARDS	LONG
Hudson Card	32, vs. Syracuse, 9/16/23	46, vs. Syracuse, 9/16/23	4, vs. Indiana State, 8/31/24	323, vs. Syracuse, 9/16/23	84, vs. Fresno State, 9/2/23
Ryan Browne	18, at Illinois, 10/12/24	26, at Illinois, 10/12/24	3, at Illinois, 10/12/24	297, at Illinois, 10/12/24	62, at Illinois, 10/12/24
Bennett Meredith	5, at Northwestern, 11/18/23	7, at Northwestern, 11/18/23	-	36, at Northwestern, 11/18/23	21, at Northwestern, 11/18/23

RUSHING CAREER HIGHS *AT PREVIOUS SCHOOL

PLAYER	ATTEMPTS	YARDS	TOUCHDOWNS	LONG
Arhmad Branch	1, at Illinois, 10/12/24	3, at Illinois, 10/12/24	1, at Illinois, 10/12/24	3, at Illinois, 10/12/24
Ryan Browne	21, at Northwestern, 11/18/23	118, at Illinois, 10/12/24	-	20, at Illinois, 10/12/24
Hudson Card	13, vs. Wisconsin, 9/22/23	97, vs. Indiana, 11/25/23	1, 5x last vs. Indiana, 11/25/23	32, vs. UTA, 9/17/22*
Elijah Jackson	3, vs. Indiana State, 8/31/24	83, vs. Indiana State, 8/31/24	1, vs. Indiana State, 8/31/24	69, vs. Indiana State, 8/31/24
Reggie Love III	24, vs. Indiana, 11/11/23*	140, vs. Indiana, 11/11/23*	2, vs. Indiana, 11/11/23*	61, vs. FAU, 9/23/23*
Jaheim Merriweather	4, vs. Indiana State, 8/31/24	35, at Wisconsin, 10/5/24	1, vs. Indiana State, 8/31/24	35, at Wisconsin, 10/5/24
Devin Mockobee	30, vs. Nebraska, 10/15/22	178, vs. Nebraska, 10/15/22	1, 17x last at Illinois, 10/12/24	68, at Minnesota, 10/1/22
Bennett Meredith	4, at Northwestern, 11/18/23	7, at Northwestern, 11/18/23	-	11, at Northwestern, 11/18/23
De'Nylon Morrisette	1, at South Carolina, 9/17/22*	8, at South Carolina, 9/17/22*	-	8, at South Carolina, 9/17/22*
CJ Smith	1, vs. Ball State, 9/9/23*	4, vs. Ball State, 9/9/23*	-	4, vs. Ball State, 9/9/23*

RECEIVING CAREER HIGHS *AT PREVIOUS SCHOOL

PLAYER	RECEPTIONS	YARDS	TOUCHDOWNS	LONG
Drew Biber	3, 2x last vs. Nebraska, 9/28/24	24, vs. Nebraska, 9/28/24	-	22, at Illinois, 10/12/24
George Burhenn	5, vs. Indiana, 11/25/23	74, vs. Indiana, 11/25/23	1, vs. Indiana, 11/25/23	46, vs. Indiana, 11/25/23
Kam Brown	5, 2x last vs. Washington, 9/30/22*	115, vs. Pitt, 12/30/22*	1, 6 times*	67, vs. N.C. Central, 9/16/23*
Jayden Dixon-Veal	4, 2x last at Michigan, 11/4/23	38, at Nebraska, 10/28/23	1, at Nebraska, 10/28/23	29, at Nebraska, 10/28/23
Jahmal Edrine	9, at Ohio, 9/3/22*	109, at MTSU, 11/19/22*	2, 2x last at MTSU, 11/19/22*	53, at Illinois, 10/12/24
Ben Furtney	1, at Maryland, 10/8/22	20, at Maryland, 10/8/22	-	20, at Maryland, 10/8/22
Max Klare	8, at Virginia Tech, 9/9/23	133, at Illinois, 10/12/24	1, 2x last at Oregon State, 9/21/24	62, at Illinois, 10/12/24
Reggie Love III	2, 3x last at Illinois, 10/12/24	14, at Iowa, 11/18/23*	-	11, vs. FAU, 9/23/23*
Devin Mockobee	6, vs. Michigan, 12/3/22	59, vs. Florida Atlantic, 09/24/22	1, 2x last at Illinois, 10/12/24	28, vs. Florida Atlantic, 09/24/22
De'Nylon Morrisette	2, 4x last vs. Notre Dame, 9/14/24	27, vs. Indiana State, 8/31/24	1, 2x last vs. Notre Dame, 9/14/24	19, vs. Indiana State, 8/31/24
Shamar Rigby	2, vs. Indiana State, 8/31/24	13, vs. Indiana State, 8/31/24	-	8, vs. Indiana State, 8/31/24
CJ Smith	2, UT Martin, 9/2/23*	57, vs. UT Martin, 9/2/23*	-	47, vs. UT Martin, 9/2/23*
Leland Smith	2, 2x last at Oregon State, 9/21/24	47, vs. Indiana State, 8/31/24	1, 2x last vs. Nebraska, 9/28/24	31, vs. Indiana State, 8/31/24
Andrew Sowinski	4, vs. Nebraska, 10/15/22	34, vs. Nebraska, 10/15/22	-	23, vs. Michigan, 12/3/22
Jaron Tibbs	5, vs. Nebraska, 9/28/24	51, at Illinois, 10/12/24	1, 2x last at Illinois, 10/12/24	21, at Illinois, 10/12/24
Jesse Watson	1, vs. Indiana State, 8/31/24	16, vs. Indiana State, 8/31/24	-	16, vs. Indiana State, 8/31/24

KICKING/PUNTING CAREER HIGHS *AT PREVIOUS SCHOOL

PLAYER	PUNTS	LONG	INSIDE 20	FG MADE	LONG
Keelan Crimmins	10, vs. Notre Dame, 9/14/24	64, vs. Notre Dame, 9/14/24	3, vs. Notre Dame, 9/14/24	-	-
Ben Freehill	-	-	-	3, vs. Indiana, 11/25/23	44, vs. Indiana, 11/25/23
RJ Lopez	-	-	-	2, 2x last vs. Wash. State, 10/7/23*	47, vs. Coastal Carolina, 9/2/23*
Spencer Porath	-	-	-	2, 2x last at Illinois, 10/12/24	45, vs. Nebraska, 9/28/24

RETURNS CAREER HIGHS *AT PREVIOUS SCHOOL

PLAYER	KICK RETURN LONG	KICK RETURN TOUCHDOWN	PUNT RETURN LONG	PUNT RETURN TOUCHDOWN
Elijah Jackson	33, vs. Indiana State, 8/31/24	-	-	-
Reggie Love III	30, vs. Mississippi State, 1/2/23*	-	-	-
Devin Mockobee	19, vs. Ohio State, 10/14/23	-	-	-
Andrew Sowinski	-	-	14, 2x last vs. Indiana State, 8/31/24	-
Dillon Thieneman	-	-	20, at Oregon State, 9/21/24	-



DEFENSIVE CAREER HIGHS *AT PREVIOUS SCHOOL

PLAYER	TACKLES	SACKS	TACKLES-FOR-LOSS	INTERCEPTIONS
Botros Alisandro	7, at Michigan, 11/4/23	-	1.0, vs. Wisconsin, 9/22/23	1, vs. Wisconsin, 9/22/23
Joe Anderson	4, 2x last at Illinois, 10/12/24	-	1.0, 2x last vs. Wisconsin, 9/22/23	-
Winston Berglund	5, vs. Nebraska, 9/28/24	1.0, vs. Nebraska, 9/28/24	1.0, 2x last at Wisconsin, 10/5/24	-
Smiley Bradford	2, at Wisconsin, 10/5/24	-	-	-
Kyndrich Breedlove	5, 3x last at Oregon State, 9/21/24	-	1.0, 2x last vs. Indiana State, 8/31/24	2, at Wisconsin, 10/5/24
Cole Brevard	3, vs. Illinois, 9/30/23	1.0, at Michigan, 11/4/23	1.0, 6x last at Illinois, 10/12/24	-
Anthony Brown	2, vs. Notre Dame, 9/14/24	-	-	-
Markevious Brown	9, vs. Fresno State, 9/2/23	1.0, vs. Illinois, 9/30/23	1.0, 4x last at Iowa, 10/7/23	-
Drake Carlson	2, at Wisconsin, 10/5/24	-	-	-
Jamarius Dinkins	3, 4x last at Illinois, 10/12/24	1.0, vs. Louisville, 11/26/22*	1.0, 2x last vs. Ball State, 9/2/23*	-
Tarrior Grant	3, at Oregon State, 9/21/24	-	-	-
Nyland Green	4, 2x last at Illinois, 10/12/24	1.0, at Illinois, 10/12/24	1, at Illinois, 10/12/24	-
Jamarion Harkless	2, at Illinois, 10/12/24	-	-	-
Will Heldt	8, at Wisconsin, 10/5/24	2.0, vs. Indiana State, 8/31/24	3.0, vs. Indiana State, 8/31/24	-
Ty Hudkins	1, vs. Indiana State, 8/31/24	-	-	-
Caleb Irving	1, vs. Indiana State, 8/31/24	-	-	-
Joseph Jefferson II	10, at Oregon State, 9/21/24	-	1.0, at Oregon State, 9/21/24	-
Kydran Jenkins	16, at Oregon State, 9/21/24	2.0, 2x last at Oregon State, 9/21/24	4.5, at Nebraska, 10/28/23	-
Yanni Karlaftis	9, vs. Ohio State, 10/14/23	1.0, 2x last at Northwestern, 11/18/23	1.0, 2x last at Northwestern, 11/18/23	-
Demeco Kennedy	2, at Wisconsin, 10/5/24	-	-	-
Nick Levy	1, 3x last at Wisconsin, 10/5/24	-	-	-
Damarjhe Lewis	4, vs. Indiana State, 8/31/24	-	2.0, vs. Indiana State, 8/31/24	-
Jeffrey M'Ba	6, vs. Indiana State, 8/31/24	1.0, 2x last vs. Ohio State, 10/14/23	1, 2x last vs. Ohio State, 10/14/23	-
CJ Madden	3, at Oregon State, 9/21/24	-	0.5, at Oregon State, 9/21/24	-
Hudson Miller	3, at Illinois, 10/12/24	-	-	-
Jireh Ojata	10, vs. Defiance, 4/17/21*	3.0, at Defiance, 10/30/21*	4.0, vs. Manchester, 11/4/23*	-
Mo Omonode	3, 3x last at Oregon State, 9/21/24	1.5, at Northwestern, 11/18/23	2.0, at Northwestern, 11/18/23	-
Derrick Rogers Jr.	2, at Northwestern, 11/18/23	-	-	-
Shitta Sillah	7, 2x last at UMass, 9/11/21*	1.0, 7x last vs. Notre Dame, 9/14/24	2.5, vs. NC State, 10/19/19*	1, vs. Louisville, 11/28/20
Trey Smith	1, vs. Indiana State, 8/31/24	-	-	-
Sterling Smith	7, vs. Merrimack, 9/2/23*	1.0, at Boston College, 9/9/23*	-	-
Joey Sumlin	1, vs. Indiana State, 8/31/24	-	-	-
Antonio Stevens	8, vs. Notre Dame, 9/14/24	-	0.5, vs. Indiana State, 8/31/24	-
Dillon Thieneman	14, 2x last at Oregon State, 9/21/24	1.0, vs. Notre Dame, 9/14/24	1.0, 4x last at Wisconsin, 10/5/24	2, vs. Indiana, 11/25/23
Salim Turner-Muhammad	5, at Washington, 12/5/20*	-	1.0, at Washington, 12/5/20*	-

THE LAST TIME A BOILERMAKER

Rushed for 100 yards or more	Browne, Mockobee at Illinois, Oct. 12, 2024 (118, 102)	Had 400 or more yards total offense	Ryan Browne at Illinois, Oct. 12, 2024 (415)
Rushed for 150 yards or more	Devin Mockobee at Oregon State, Sept. 21, 2024 (168)	Had 500 or more yards total offense	Aidan O'Connell vs. Tennessee, Dec. 30, 2021 (525)
Rushed for 200 yards or more	Markell Jones vs. Indiana, Nov. 25, 2017 (217)	Had 100 yards passing and rushing	Ryan Browne at Illinois, Oct. 12, 2024 (297 p, 118 r)
Rushed for 250 yards or more	Mike Alstott at Indiana, Nov. 24, 1995 (265)		
QB rushed for 100 or more yards	Ryan Browne at Illinois, Oct. 12, 2024 (118)	Had 150 or more all-purpose yards	Devin Mockobee at Oregon State, Sept. 21, 2024 (168)
Rushed 20 or more times	Ryan Browne at Northwestern, Nov. 18, 2023 (21)	Had 200 or more all-purpose yards	Tyrone Tracy Jr. at Northwestern, Nov. 18, 2023 (266)
Rushed 30 or more times	Devin Mockobee vs. Nebraska, Oct. 15, 2022 (30)	Had 250 or more all-purpose yards	Tyrone Tracy Jr. at Northwestern, Nov. 18, 2023 (266)
Rushed for three touchdowns	D.J. Knox vs. Ohio State, Oct. 20, 2018 (3)		
Rushed for four or more touchdowns	Kory Sheets vs. Miami (Ohio), Sept. 9, 2006 (4)	Accounted for five touchdowns	Aidan O'Connell vs. Tennessee, Dec. 30, 2021 (5 pass)
Had a run of 50 yards or more	Devin Mockobee at Oregon State, Sept. 21, 2024 (63)		
		Intercepted two or more passes	Kyndrich Breedlove at Wisconsin, Oct. 5, 2024 (2)
Passed for 300 or more yards	Hudson Card vs. Syracuse, Sept. 16, 2023 (323)	Intercepted three or more passes	Anthony Brown vs. Nebraska, Oct. 31, 2015 (3)
Passed for 400 or more yards	Aidan O'Connell at Syracuse, Sept. 17, 2022 (424)	Intercepted four or more passes	Paul Beery at Wisconsin, Oct. 9, 1976 (4)
Passed for 500 or more yards	Aidan O'Connell vs. Tennessee, Dec. 30, 2021 (534)	Forced two or more fumbles	Dillon Thieneman at Nebraska, Oct. 28, 2023 (2)
Attempted 40 or more passes	Hudson Card at Iowa, Oct. 7, 2023 (40)	Recovered two or more fumbles	Cole Brevard at Nebraska, Oct. 28, 2023 (2)
Completed 30 or more passes	Hudson Card vs. Syracuse, Sept. 16, 2023 (32)	Recorded 10 or more tackles	Kydran Jenkins at Illinois, Oct. 12, 2024 (10)
Threw five or more touchdowns	Aidan O'Connell vs. Tennessee, Dec. 30, 2021 (5)	Recorded 15 or more tackles	Kydran Jenkins at Oregon State, Sept. 21, 2024 (16)
Completed a pass of 50 yards or more	Ryan Browne at Illinois, Oct. 12, 2024 (62)	Had two or more sacks	Kydran Jenkins at Oregon State, Sept. 21, 2024 (2)
Completed a pass of 75 yards or more	Hudson Card vs. Fresno State, Sept. 2, 2023 (84)		
Threw three or more interceptions	Aidan O'Connell at Wisconsin, Oct. 22, 2022 (3)	Scored 10 or more points kicking	Mitchell Fineran vs. Michigan, Dec. 3 2022 (15)
		Made four field goals	Mitchell Fineran vs. Michigan, Dec. 3 2022 (5)
Caught 10 or more passes	Abdur-Rahmaan Yaseen vs. Syracuse, Sept. 16, 2023 (10)	Made five or more field goals	Mitchell Fineran vs. Michigan, Dec. 3 2022 (5)
Caught 15 or more passes	Rondale Moore at Minnesota, Nov. 20, 2020 (15)	Made a field goal of 50 or more yards	J.D. Dellinger vs. TCU, Sept. 14, 2019 (53)
Had 100 or more yards receiving	Max Klare at Illinois, Oct. 12, 2024 (133)	Had a punt 60 or more yards	Keelan Crimmins vs. Notre Dame, Sept. 14, 2024 (64)
Had 150 or more yards receiving	Deion Burks vs. Fresno State, Sept. 2, 2023 (152)	Had a punt 70 or more yards	Joe Schopper at Michigan State, Oct. 27, 2018 (74)
Had 200 or more yards receiving	Broc Thompson vs. Tennessee, Dec. 30, 2021 (217)	Punted 10 or more times	Keelan Crimmins vs. Notre Dame, Sept. 14, 2024 (10)
Caught three or more touchdowns	Charlie Jones vs. Indiana State, Sept. 10, 2022 (3)	Totaled 100 or more punt return yards	Anthony Chambers vs. Penn State, Oct. 11, 2003 (149)
Caught a pass of 50 yards or more	Max Klare at Illinois, Oct. 12, 2024 (62)	Totaled 100+ kickoff return yards	Tyrone Tracy Jr. vs. Fresno State, Sept. 2, 2023 (144)
Caught a pass of 75 yards or more	Deion Burks vs. Fresno State, Sept. 2, 2023 (84)		





THE LAST TIME THE BOILERMAKERS

	Purdue	Opponent
Had 300 or more yards rushing	at Northwestern, Nov. 18, 2023 (303)	at Oregon State, Sept. 21, 2024 (341)
Had 400 or more yards rushing	at Northwestern, Oct. 26, 2002 (407)	Wisconsin, Nov. 23, 2019 (403)
Had 50 or more rushing attempts	at Northwestern, Nov. 18, 2023 (54)	at Oregon State, Sept. 21, 2024 (57)
Had two players with 100 yards rushing	at Illinois, Oct. 12, 2024 Ryan Browne (118) and Devin Mockobee (102)	Notre Dame, Sept. 15, 2024 Jeremiah Love (109), Riley Leonard (100)
Had a player with three straight 100-yard rushing games	Zander Horvath (2019 - Indiana, 2020 - Iowa, at Illinois)	
Had 400 or more passing yards	at Syracuse, Sept. 17, 2022 (424)	Vanderbilt, Sept. 7, 2019 (420)
Had 500 or more passing yards	vs. Tennessee, Dec. 30, 2021 (534)	Never
Had 45 or more passing attempts	Syracuse, Sept. 16, 2023 (46)	Fresno State, Sept. 2, 2023 (45)
Had 30 or more passing completions	Indiana State, Aug. 31, 2024 (30)	Fresno State, Sept. 2, 2023 (32)
Threw four or more passing touchdowns	Indiana State, Aug. 31, 2024 (4)	Ohio State, Oct. 14, 2023 (4)
Threw three or more passing interceptions	at Wisconsin, Oct. 22, 2022 (3)	at Nebraska, Oct. 30, 2021 (4)
Had two players with 100 yards receiving	at Northwestern, Nov. 20, 2021 (Wright - 213, Bell - 101)	Ohio State, Nov. 13, 2021 (Smith-Njigba - 139, Garrett Wilson - 126)
Had three players with 100 yards receiving	Missouri, Sept. 15, 2018 (Rondale Moore 137, Brycen Hopkins 136 and Isaac Zico 100)	
Had a 200-yard passer and a 100-yard rusher	at Illinois, Oct. 12, 2024 (Ryan Browne 297 passing, Browne 118 rushing, Mockobee 102 rushing)	
Had a 100-yard rusher and a 100-yard receiver	at Illinois, Oct. 12, 2024 (Browne 118 rushing; Mockobee 102 rushing, Klare 133 receiving)	
Had 600 or more yards of total offense	Minnesota, Nov. 11, 2023 (604)	vs. Tennessee, Dec. 30, 2021 (666)
Ran 80 or more total plays of offense	at Iowa, Oct. 7, 2023 (80)	Fresno State, Sept. 2, 2023 (82)
Scored 40 or more points	at Illinois, Oct. 12, 2024 (49)	at Illinois, Oct. 12, 2024 (50)
Scored 50 or more points	Indiana State, Sept. 10, 2022 (56)	at Illinois, Oct. 12, 2024 (50)
Scored 60 or more points	at Indiana, Nov. 22, 2008 (62)	Notre Dame, Sept. 15, 2024 (66)
Was held scoreless	Ohio State, Nov. 2, 2013 (56-0) Held opponents scoreless 181 times (173 wins)	Indiana State, Aug. 31, 2024 (49-0) Held scoreless by opponents 124 times (116 losses)
Did not allow a touchdown	Indiana State, Aug. 31, 2024	at Wisconsin, Oct. 6, 2024
Did not commit a turnover	at Illinois, Oct. 12, 2024	Nebraska, Sept. 28, 2024
Committed five or more turnovers	Wisconsin, Oct. 23, 2021 (5)	Nebraska, Oct. 31, 2015 (5)
Intercepted four or more passes	Nebraska, Oct. 30, 2021 (4)	Northwestern, Nov. 12, 2016 (4)
Returned an interception for a touchdown	at Indiana, Nov. 26, 2022 (Cory Trice, 8 yards)	Nebraska, Sept. 28, 2024 (John Bullock, 29 yards)
Returned a fumble for a touchdown	at Illinois, Oct. 12, 2024 (Will Heldt, 16 yards)	at Minnesota, Nov. 10, 2018
Recovered a fumble on a kickoff	at Nebraska, Oct. 28, 2023 (Antonio Stevens)	
Forced a fumble on the opening kickoff	at Nebraska, Oct. 28, 2023 (Anthony Brown)	
Held opponent to 50 or fewer rushing yards	at Virginia Tech, Sept. 9, 2023 (11)	Nebraska, Sept. 28, 2024 (50)
Held opponent to 100 or fewer passing yards	Indiana State, Aug. 31, 2024 (50)	at Oregon State, Sept. 21, 2024 (56)
Held opponent to 200 or fewer yards of total offense	Indiana State, Aug. 31, 2024 (154)	Notre Dame, Sept. 15, 2024 (162)
Scored a safety	Rutgers, Nov. 28, 2020 (Branson Deen)	Northwestern, Nov. 9, 2019
Recorded five or more sacks	at Illinois, Oct. 12, 2024 (5)	at Iowa, Oct. 7, 2023 (6)
Stopped a two-point conversion	at Maryland, Oct. 8, 2022	at Illinois, Oct. 12, 2024
Returned a kickoff for a touchdown	Fresno State, Sept. 2, 2023 (Tyrone Tracy Jr., 98 yards)	Rutgers, Nov. 28, 2020 (Aron Cruickshank, 100 yards)
Returned a punt for a touchdown	Northern Illinois, Sept. 19, 2009 (Aaron Valentin, 62 yards)	Michigan, Nov. 1, 2008 (Martavious Odums, 73 yards)
Returned a blocked punt for a touchdown	Northern Colorado, Sept. 6, 2008 (Mike Conway, 11 yards)	Virginia Tech, Sept. 19, 2015 (Anthony Shegog, 15 yards)
Blocked a punt	Indiana State, Aug. 31, 2024 (Leland Smith)	Northwestern, Nov. 19, 2022 (Anthony Tyus III)
Blocked a field goal	Nebraska, Sept. 28, 2024 (2x, Damarijhe Lewis, Joe Anderson)	at Nebraska, Oct. 28, 2023 (Elijah Jeudy)
Blocked a PAT kick	at Maryland, Oct. 8, 2022 (Cam Allen)	Illinois, Sept. 30, 2023 (Jer'Zhan Newton)
Missed a PAT kick	Syracuse, Sept. 16, 2023 (Ben Freehill)	Ohio State, Oct. 14, 2023 (Jayden Fielding)
Scored a 2-point conversion	at Illinois, Oct. 12, 2024 (Jahmal Edrine pass from Ryan Browne)	Wisconsin, Sept. 22, 2023 (W. Pauling pass to T. Mordecai)
Did not punt	Nevada, Sept. 24, 2016	at Wisconsin, Nov. 23, 2019
Recovered an onside kick (as kicking team)	at Illinois, Oct. 12, 2024	
Had 30 or more first downs	Nebraska, Oct. 15, 2022 (38)	vs. Tennessee, Dec. 30, 2021 (31)
Had 35 or more minutes of possession time	at Iowa, Oct. 7, 2023 (35:28)	at Oregon State, Sept. 21, 2024 (40:15)
Was involved in an overtime game	at Illinois, Oct. 12, 2024 (49-50)	



SEASON HIGHS BY PURDUE AND OPPONENTS

PURDUE INDIVIDUAL SEASON HIGHS

RUSHES	17 Ryan Browne at Ohio State (10/12/2024)
YARDS RUSHING	168 Devin Mockobee at Oregon State (09/21/2024)
TD RUSHES	1 Arhmad Branch at Illinois (10/12/2024) 1 Elijah Jackson vs. Indiana State (08/31/2024) 1 Reggie Love III vs. Indiana State (08/31/2024) 1 Reggie Love III at Oregon State (09/21/2024) 1 Jaheim Merriweather vs. Indiana State (08/31/2024) 1 Devin Mockobee at Oregon State (09/21/2024) 1 Devin Mockobee at Illinois (10/12/2024) 69 Elijah Jackson vs. Indiana State (08/31/2024)
LONG RUSH	26 Ryan Browne at Illinois (10/12/2024)
PASS ATTEMPTS	24 Hudson Card vs. Indiana State (08/31/2024)
PASS COMPLETIONS	297 Ryan Browne at Illinois (10/12/2024)
YARDS PASSING	4 Hudson Card vs. Indiana State (08/31/2024)
TD PASSES	62 Ryan Browne at Illinois (10/12/2024)
LONG PASS	6 Max Klare at Illinois (10/12/2024)
RECEPTIONS	133 Max Klare at Illinois (10/12/2024)
YARDS RECEIVING	1 Jahmal Edrine at Illinois (10/12/2024)
TD RECEPTIONS	1 Max Klare (2x, vs. Indiana State and at Oregon State) 1 Devin Mockobee at Illinois (10/12/2024) 1 DeNylon Morrisette (2x, vs. Indiana State and Notre Dame) 1 Leland Smith (2x, vs. Indiana State and Nebraska) 1 Jaron Tibbs (2x, vs. Indiana State and at Illinois) 62 Max Klare at Illinois (10/12/2024)
LONG RECEPTION	2 Spencer Porath (2x, at Wisconsin and Illinois)
FIELD GOALS	45 Spencer Porath vs. Nebraska (09/28/2024)
LONG FIELD GOAL	10 Keelan Crimmins vs. Notre Dame (09/14/2024)
PUNTS	48.5 Keelan Crimmins at Illinois (10/12/2024)
PUNTING AVG	64 Keelan Crimmins vs. Notre Dame (09/14/2024)
LONG PUNT	3 Keelan Crimmins vs. Notre Dame (09/14/2024)
PUNTS INSIDE 20	20 Dillon Thieneman at Oregon State (09/21/2024)
LONG PUNT RETURN	33 Elijah Jackson vs. Indiana State (08/31/2024)
LONG KICKOFF RETURN	16 Kydran Jenkins at Oregon State (09/21/2024)
TACKLES	2 Will Heldt vs. Indiana State (08/31/2024)
SACKS	2 Kydran Jenkins at Oregon State (09/21/2024)
TACKLES FOR LOSS	3 Will Heldt vs. Indiana State (08/31/2024) 3 Kydran Jenkins at Oregon State (09/21/2024)

PURDUE TEAM SEASON HIGHS

RUSHES	32 at Illinois (10/12/2024)
YARDS RUSHING	263 at Oregon State (09/21/2024)
YARDS PER RUSH	8.8 at Oregon State (09/21/2024)
TD RUSHES	3 vs. Indiana State (08/31/2024)
PASS ATTEMPTS	35 vs. Indiana State (08/31/2024)
PASS COMPLETIONS	30 vs. Indiana State (08/31/2024)
YARDS PASSING	335 vs. Indiana State (08/31/2024)
YARDS PER PASS	11.4 at Illinois (10/12/2024)
TD PASSES	4 vs. Indiana State (08/31/2024)
TOTAL PLAYS	66 vs. Indiana State (08/31/2024)
TOTAL OFFENSE	583 vs. Indiana State (08/31/2024)
YARDS PER PLAY	9.2 at Illinois (10/12/2024)
POINTS	49 vs. Indiana State (08/31/2024) 49 at Illinois (10/12/2024)
SACKS BY	5 at Illinois (10/12/2024)
FIRST DOWNS	26 vs. Indiana State (08/31/2024)
PENALTIES	13 vs. Nebraska (09/28/2024)
PENALTY YARDS	165 vs. Nebraska (09/28/2024)
TURNOVERS	2 vs. Notre Dame (09/14/2024) 2 at Oregon State (09/21/2024)
PUNTS	10 vs. Notre Dame (09/14/2024)
PUNTING AVG	48.5 at Illinois (10/12/2024)
LONG PUNT	64 vs. Notre Dame (09/14/2024)
PUNTS INSIDE 20	3 vs. Notre Dame (09/14/2024)
LONG PUNT RETURN	20 at Oregon State (09/21/2024)

OPPONENT INDIVIDUAL SEASON HIGHS

RUSHES	22 Jam Griffin at Oregon State (09/21/2024)
YARDS RUSHING	137 Jam Griffin at Oregon State (09/21/2024)
TD RUSHES	3 Riley Leonard vs. Notre Dame (09/14/2024) 3 Tawee Walker at Wisconsin (10/05/2024) 70 Jadarion Price vs. Notre Dame (09/14/2024) 34 Luke Altmeyer at Illinois (10/12/2024) 20 Braedyn Locke at Wisconsin (10/05/2024) 20 Luke Altmeyer at Illinois (10/12/2024) 379 Luke Altmeyer at Illinois (10/12/2024) 3 Braedyn Locke at Wisconsin (10/05/2024) 3 Luke Altmeyer at Illinois (10/12/2024) 69 Braedyn Locke at Wisconsin (10/05/2024) 6 Trech Kekahuna at Wisconsin (10/05/2024) 134 Trech Kekahuna at Wisconsin (10/05/2024) 2 Trech Kekahuna at Wisconsin (10/05/2024) 69 Trech Kekahuna at Wisconsin (10/05/2024) 3 David Olano at Illinois (10/12/2024) 49 David Olano at Illinois (10/12/2024) 9 Harry Traum vs. Indiana State (08/31/2024) 53.0 Josh Green at Oregon State (09/21/2024) 57 Josh Green at Oregon State (09/21/2024) 2 Brian Buschini vs. Nebraska (09/28/2024) 24 Hank Beatty at Illinois (10/12/2024) 30 Rashad Rochelle vs. Indiana State (08/31/2024) 30 Zachary Card at Oregon State (09/21/2024) 14 Garret Ollendieck vs. Indiana State (08/31/2024) 2 James Williams vs. Nebraska (09/28/2024) 2 Boubacar Traore vs. Notre Dame (09/14/2024) 2 James Williams vs. Nebraska (09/28/2024) 2 Jake Chaney at Wisconsin (10/05/2024) 1 Boubacar Traore vs. Notre Dame (09/14/2024) 1 Kyngstonn Viliamu-Asa vs. Notre Dame (09/14/2024) 1 Zakaih Saez at Oregon State (09/21/2024) 1 John Bullock vs. Nebraska (09/28/2024)
LONG RUSH	
PASS ATTEMPTS	
PASS COMPLETIONS	
YARDS PASSING	
TD PASSES	
LONG PASS	
RECEPTIONS	
YARDS RECEIVING	
TD RECEPTIONS	
LONG RECEPTION	
FIELD GOALS	
LONG FIELD GOAL	
PUNTS	
PUNTING AVG	
LONG PUNT	
PUNTS INSIDE 20	
LONG PUNT RETURN	
LONG KICKOFF RETURN	
TACKLES	
SACKS	
TACKLES FOR LOSS	
INTERCEPTIONS	

OPPONENT TEAM SEASON HIGHS

RUSHES	57 at Oregon State (09/21/2024)
YARDS RUSHING	362 vs. Notre Dame (09/14/2024)
YARDS PER RUSH	8.2 vs. Notre Dame (09/14/2024)
TD RUSHES	6 vs. Notre Dame (09/14/2024)
PASS ATTEMPTS	34 at Illinois (10/12/2024)
PASS COMPLETIONS	21 at Wisconsin (10/05/2024)
YARDS PASSING	379 at Illinois (10/12/2024)
YARDS PER PASS	11.3 at Wisconsin (10/05/2024)
TD PASSES	3 at Wisconsin (10/05/2024) 3 at Illinois (10/12/2024)
TOTAL PLAYS	75 at Oregon State (09/21/2024)
TOTAL OFFENSE	589 at Wisconsin (10/05/2024)
YARDS PER PLAY	8.3 vs. Notre Dame (09/14/2024)
POINTS	66 vs. Notre Dame (09/14/2024)
SACKS BY	5 vs. Nebraska (09/28/2024)
FIRST DOWNS	28 at Wisconsin (10/05/2024) 28 at Illinois (10/12/2024)
PENALTIES	11 vs. Nebraska (09/28/2024)
PENALTY YARDS	94 vs. Nebraska (09/28/2024)
TURNOVERS	2 at Wisconsin (10/05/2024)
PUNTS	10 vs. Indiana State (08/31/2024)
PUNTING AVG	53.0 at Oregon State (09/21/2024)
LONG PUNT	57 at Oregon State (09/21/2024)
PUNTS INSIDE 20	2 vs. Nebraska (09/28/2024)
LONG PUNT RETURN	11 vs. Notre Dame (09/14/2024)





GAME 7 NOTES • Purdue vs. Oregon



GAME 1

49 PURDUE
0 INDIANA STATE

Aug. 31, 2024

ROSS-ADE STADIUM • WEST LAFAYETTE, IND.

In front of Ross-Ade Stadium's largest crowd (59,488) for a season opener since 2005, the Boilermakers steamrolled to a 49-0 victory over Indiana State.

Senior quarterback Hudson Card tied the all-time FBS record for completion percentage (minimum 20 completions), completing 24 of 25 passes (96%). He threw for 273 yards and a career-high four touchdowns before being pulled near the end of the third quarter once the game was already in hand.

The Purdue offense posted its highest passing output of the Ryan Walters era so far, totaling 335 yards and four touchdowns, with 12 different players catching a pass. Seven different Boilermakers scored a touchdown for the first time since Sept. 15, 2012 vs. Eastern Michigan.

Tight end Max Klare led the aerial attack with a career-high 71 receiving yards and his first career touchdown, a nine-yard dot from Card on 3rd-and-Goal for the team's first score of 2024.

The Purdue rushing attack combined for 31 carries for 248 yards (8.0 average) and three touchdowns, with junior running back Devin Mockobee leading the way on 11 carries for 89 yards.

The Boilermaker defense made life difficult for the Sycamores all afternoon, holding both phases of the offense in check. Purdue forced six three-and-outs, facing the minimum 12 offensive plays in Indiana State's first four drives.

Purdue gave up just 50 yards on five passes, the lowest total allowed in a game since 2019 and the fifth time since 1996 that the Boilermakers allowed 50 passing yards or fewer. The rushing defense was stout as well, allowing 104 yards on 53 carries, just 2.4 yards per attempt.

Will Heldt and Antonio Stevens tied for the team lead with seven tackles, career highs for both players.

GAME 1 BOX SCORE

Indiana State	0	0	0	0	0
Purdue	7	14	14	14	49
Scoring Summary					
Qtr.	Play	Score			
1st	PUR - #86 M.Klare 9 yd pass from #1 H.Card (kick)	7-0			
2nd	PUR - #13 J.Tibbs 8 yd pass from #1 H.Card (kick)	14-0			
2nd	PUR - #8 D.Morrisette 8 yd pass from #1 H.Card (kick)	21-0			
3rd	PUR - #23 R.Love 6 yd rush (kick)	28-0			
3rd	PUR - #12 L.Smith 31 yd pass from #1 H.Card (kick)	35-0			
4th	PUR - #33 E.Jackson 69 yd rush (kick)	42-0			
4th	PUR - #3 J.Merriweather 4 yd rush (kick)	49-0			

Team Statistics	PUR	ISU
FIRST DOWNS	26	11
RUSHING YARDS	248	104
PASSING YARDS	335	50
TOTAL OFFENSE	583	154
CAPTAINS: Hudson Card, Gus Hartwig, Kydran Jenkins, Mo Omonode		
COIN TOSS: Purdue won the toss, deferred to second half		
RUSHING: Devin Mockobee - 11 att, 89 yds		
PASSING: Hudson Card - 24 comp, 25 att (96%), 273 yds, 4 TDs		
RECEIVING: Max Klare - 5 rec, 71 yds, 1 TD		
TACKLES: Will Heldt, Antonio Stevens - 7 tkl		
TACKLES-for-LOSS: Will Heldt - 3 TFLs		
SACKS: Will Heldt - 2 sacks		
INTERCEPTIONS: none		

GAME 2

66 #18 NOTRE DAME
7 PURDUE

Sept. 14, 2024

ROSS-ADE STADIUM • WEST LAFAYETTE, IND.

Purdue dropped a 66-7 decision to No. 18 Notre Dame on Saturday afternoon at Ross-Ade Stadium.

Senior running back Reggie Love III led the rushing attack, logging 10 carries for 61 yards and a 6.1 average against a stout Notre Dame defense.

Quarterback Hudson Card completed 11-of-24 passes for 124 yards and a touchdown. After a tough first half, he got the Boilers moving down the field with a 52-yard pass to Kam Brown in the third quarter.

Two plays later, Card tossed a five-yard touchdown to DeNylon Morrisette, scoring the Boilermakers' only points of the afternoon. It was Morrisette's second score of the season.

Leading the team in catches again was Max Klare, who recorded three receptions for 36 yards.

On defense, sophomore Dillon Thieneman was Purdue's leading tackler for the ninth time in his young career, finishing with nine stops (six solos) and his first sack of the season.

Shitta Sillah notched his first sack as a Boilermaker, dropping quarterback Steve Angeli for a 10-yard loss in the third quarter. Will Heldt and Kydran Jenkins also combined for a sack in the fourth quarter.

Punter Keelan Crimmins averaged 47.3 yards per kick on his 10 reps Saturday with two balls over 50 yards, a long of 64, and three inside the 20-yard line.

Notre Dame built up a 42-0 lead at the break and led by 49 before Purdue got on the board with Morrisette's touchdown grab with 9:33 to play in the third.

GAME 2 BOX SCORE

Notre Dame	14	28	10	14	66
Purdue	0	0	7	0	7
Scoring Summary					
Qtr.	Play	Score			
1st	ND - #4 J.Love 48 yd rush (kick)	0-7			
1st	ND - #13 R.Leonard 3 yd rush (kick)	0-14			
2nd	ND - #13 R.Leonard 34 yd rush (kick)	0-21			
2nd	ND - #13 R.Leonard 13 yd rush (kick)	0-28			
2nd	ND - #5 B.Traore 34 yd interception return (kick)	0-35			
2nd	ND - #24 J.Price 70 yd rush (kick)	0-42			
3rd	ND - #87 C.Flanagan 28 yd pass from #18 S.Angeli (kick)	0-49			
3rd	PUR - #8 D.Morrisette 5 yd pass from #1 H.Card (kick)	7-49			
3rd	ND - #98 M.Jeter 42 yd FG	7-52			
4th	ND - #84 K.Bauman 8 yd pass from #18 S.Angeli (kick)	7-59			
4th	ND - #8 K.Minchey 5 yd rush (kick)	7-66			

Team Statistics	PUR	ND
FIRST DOWNS	6	27
RUSHING YARDS	38	362
PASSING YARDS	124	216
TOTAL OFFENSE	162	578
CAPTAINS: Hudson Card, Jahmal Edrine, Will Heldt, Dillon Thieneman		
COIN TOSS: Purdue won the toss, deferred to second half		
RUSHING: Reggie Love III - 10 att, 61 yds		
PASSING: Hudson Card - 11 comp, 24 att (45.8%), 124 yds, 1 TD		
RECEIVING: Kam Brown - 1 rec, 52 yds		
TACKLES: Dillon Thieneman - 9 tkl		
TACKLES-for-LOSS: Damarjhe Lewis, Shitta Sillah, Dillon Thieneman - 1		
SACKS: Shitta Sillah, Dillon Thieneman - 1 sack		
INTERCEPTIONS: none		

GAME 3

38 OREGON STATE
21 PURDUE

Sept. 21, 2024

RESER STADIUM • CORVALLIS, ORE.

Purdue dropped its first road game of the season, falling 38-21 at Oregon State.

Running back Devin Mockobee eclipsed 2,000 career rushing yards. He gained 100 yards for the first time this season and the seventh time in his career, finishing with 168 yards on 16 carries for a 10.5-yard average and a touchdown.

The junior led the backfield as Purdue posted its highest rushing output (263 yards) since combining for 303 yards on the ground at Northwestern on Nov. 18, 2023.

Early Purdue turnovers spelled trouble after a promising defensive start, when the Boilers turned the Beavers over on downs just four plays into the game. The offense took the ball at the Oregon State 28-yard line and had three carries for 17 yards before a lost fumble spoiled a red zone trip.

On the next offensive possession, Hudson Card's pass to the flat took an unfortunate bounce off the leg of his target and was picked off and returned for a touchdown by the Beavers' defense.

On a two-play, 47-yard drive, Max Klare hauled in a 32-yard heave from Card for Purdue's first score, cutting the Beavers' lead in half.

The score was 24-7 before Purdue answered again in the fourth quarter, when Reggie Love III capped a 7-play, 75-yard drive with his second touchdown of the season.

After another Oregon State score, Mockobee broke free for a 63-yard gain, the longest run of the night. It set up his three-yard touchdown two plays later, making the tally 31-21, Beavers.

Purdue ultimately gave up one more touchdown and fell to 1-2 on the season.

GAME 3 BOX SCORE

Purdue	0	7	0	14	21
Oregon State	7	10	7	14	38
Scoring Summary					
Qtr.	Play	Score 1st			
1st	OSU - #10 J.Saez 20 yd interception return (kick)	0-7			
2nd	OSU - #0 A.Hankerson 1 yd rush (kick)	0-14			
2nd	PUR - #86 M.Klare 32 yd pass from #1 H.Card (kick)	7-14			
2nd	OSU - #35 E.Hayes 29 yd FG	7-17			
3rd	OSU - #12 Z.Card 26 yd rush (kick)	7-24			
4th	PUR - #23 R.Love 2 yd rush (kick)	14-24			
4th	OSU - #8 J.Griffin 14 yd rush (kick)	14-31			
4th	PUR - #45 D.Mockobee 3 yd rush (kick)	21-31			
4th	OSU - #0 A.Hankerson 12 yd rush (kick)	21-38			

Team Statistics	PUR	OSU
FIRST DOWNS	13	25
RUSHING YARDS	263	341
PASSING YARDS	56	104
TOTAL OFFENSE	319	445
CAPTAINS: Hudson Card, Jeffrey M'ba, Marcus Mbow, Antonio Stevens		
COIN TOSS: Purdue won the toss, deferred to second half		
RUSHING: Devin Mockobee - 16 att, 168 yds, 1 TD		
PASSING: Hudson Card - 7 comp, 17 att (41.2%), 1 TD		
RECEIVING: Max Klare - 2 rec, 46 yds		
TACKLES: Kydran Jenkins - 16 tkl		
TACKLES-for-LOSS: Kydran Jenkins - 3 TFLs		
SACKS: Kydran Jenkins - 2 sacks		
INTERCEPTIONS: none		





GAME 7 NOTES • Purdue vs. Oregon



GAME 4

28 NEBRASKA
10 PURDUE

Sept. 28, 2024
ROSS-ADE STADIUM • WEST LAFAYETTE, IND.

Purdue fell in a 28-10 defeat to Nebraska on homecoming at Ross-Ade Stadium.

After a penalty-plagued first half by both teams, the score remained tied at zero at the break. It was the first 0-0 halftime score in a Purdue game since Sept. 25, 1993, against Notre Dame.

The Boilermaker defense and special teams collectively starred in the first half, bowing up to make six stops in their own territory. The Cornhuskers were held to three punts and three field goal attempts. All three field goal attempts were missed, with the Boilers blocking two of the three. It was the first time Purdue has blocked multiple kicks in a game since Sept. 3, 2011.

After the break, Hudson Card and the offense engineered a 13-play, 55-yard drive that took 8:08 off the clock and ended with a Spencer Porath 45-yard field goal, the freshman's first field goal of his career. Nebraska answered with a scoring drive of its own, finally getting on the board near the end of the third quarter to take a lead that it would not relinquish.

Purdue's deficit quickly snowballed after what was a close, hard-fought game through three quarters. Down 28-3 late in the game, the offense found the end zone for the first time. Leland Smith high-pointed a 15-yard pass from Card, scoring his second career touchdown.

Card completed 18-of-25 passes for 174 yards and a score, good for a 135.7 passer rating. He completed 72 percent of his passes, his career-best mark in a Big Ten game. Sophomore wide receiver Jaron Tibbs was Card's top target as he finished with career highs in catches (five) and yards (46).

Joseph Jefferson II and Dillon Thieneman tied for the team lead in tackles with nine apiece.

GAME 4 BOX SCORE

Nebraska	0	0	7	21	28
Purdue	0	0	3	7	10
Scoring Summary					
Qtr.	Play	Score			
3rd	PUR - #35 S. Porath 45 yd FG	0-3			
3rd	NEB - #4 J. Banks 6 yd pass from #15 D. Raiola (kick)	7-3			
4th	NEB - #23 D. Dowdell 1 yd rush (kick)	14-3			
4th	NEB - #17 J. Barney Jr. 25 yd rush (kick)	21-3			
4th	NEB - #5 J. Bullock 29 yd interception return (kick)	28-3			
4th	PUR - #12 L. Smith 15 yd pass from #1 H. Card (kick)	28-10			

Team Statistics	PUR	NEB
FIRST DOWNS	12	25
RUSHING YARDS	50	161
PASSING YARDS	174	257
TOTAL OFFENSE	224	418

CAPTAINS: Hudson Card, Kydran Jenkins, Devin Mockobee, Mo Omonode

COIN TOSS: Purdue won the toss, deferred to second half

RUSHING: Devin Mockobee - 13 att, 41 yds

PASSING: Hudson Card - 18 comp, 25 att (72%), 174 yds, 1 TD

RECEIVING: Jaron Tibbs - 5 rec, 46 yds

TACKLES: Joseph Jefferson II, Dillon Thieneman - 9 tkl

TACKLES-for-LOSS: Winston Berglund, Cole Brevard - 1 TFL

SACKS: Winston Berglund - 1 sack

INTERCEPTIONS: none

GAME 5

52 WISCONSIN
6 PURDUE

Oct. 5, 2024
CAMP RANDALL STADIUM • MADISON, WIS.

The Purdue football team fell in a 52-6 loss to Wisconsin at Camp Randall Stadium on Saturday afternoon.

Both defenses started strong with the Boilermaker defense forcing two punts to open the game. Wisconsin (3-2, 1-1 BIG) scored the contest's first points after a muffed punt by the Purdue return team, a costly turnover that allowed the Badgers to get the ball at Purdue's 12-yard line.

After another Wisconsin touchdown drive that made the score 14-0, defensive back Kyndrich Breedlove picked off two passes on back-to-back drives in the second quarter. In his breakout performance, it was the junior transfer's first two career interceptions and Purdue's first takeaways of the season. It also marked the first time a Boilermaker intercepted two passes in a game since Dillon Thieneman against Indiana on Nov. 25, 2023.

The Purdue offense took advantage of the field position from the interceptions and drove to the red zone on both ensuing drives, but was ultimately held to field goals, making the score 14-6, Badgers.

Freshman kicker Spencer Porath converted each of his two field goal attempts, from 21 and 23 yards, improving his season percentage to 75% (3-of-4).

The two field goals were the Boilermakers' only scores of the afternoon, and Purdue dropped to 1-4 (0-2 BIG) on the season.

Will Heldt and Dillon Thieneman tied for the team lead with eight tackles, six solos apiece. Devin Mockobee paced the backfield with 11 carries for 45 yards (4.1 average). Hudson Card was 11-of-21 passing for 111 yards.

GAME 5 BOX SCORE

Purdue	0	6	0	0	6
Wisconsin	14	7	21	10	52
Scoring Summary					
Qtr.	Play	Score			
1st	WIS - #3 T. Walker 12 yd rush (kick)	0-7			
1st	WIS - #8 V. Anthony 52 yd pass from #18 B. Locke (kick)	0-14			
2nd	PUR - #35 S. Porath 21 yd FG	3-14			
2nd	PUR - #35 S. Porath 23 yd FG	6-14			
2nd	WIS - #3 T. Walker 1 yd rush (kick)	6-21			
3rd	WIS - #2 T. Kekahuna 69 yd pass from #18 B. Locke (kick)	6-28			
3rd	WIS - #2 T. Kekahuna 25 yd pass from #18 B. Locke (kick)	6-35			
3rd	WIS - #3 T. Walker 17 yd rush (kick)	6-42			
4th	WIS - #25 C. Yacamelli 30 yd rush (kick)	6-49			
4th	WIS - #90 N. Vagos 26 yd FG	6-52			

Team Statistics	PUR	WIS
FIRST DOWNS	10	28
RUSHING YARDS	99	228
PASSING YARDS	117	361
TOTAL OFFENSE	216	589

CAPTAINS: Drew Biber, Kydran Jenkins, Marcus Mbow, Dillon Thieneman

COIN TOSS: Purdue lost the toss, Wisconsin deferred to second half

RUSHING: Devin Mockobee - 11 att, 45 yds

PASSING: Hudson Card - 11 comp, 21 att (52.4%), 111 yds

RECEIVING: Jahmal Edrine, Max Klare - 2 rec, 26 yds

TACKLES: Will Heldt, Dillon Thieneman - 8 tkl

TACKLES-for-LOSS: Berglund, Brevard, Sillah, Thieneman - 1 TFL

SACKS: none

INTERCEPTIONS: Kyndrich Breedlove - 2 INTs

GAME 6

50 #23 ILLINOIS
49 PURDUE

Oct. 18, 2024
MEMORIAL STADIUM • CHAMPAIGN, ILL.

After one of the most spirited comeback efforts in program history, the Purdue football team fell in a heartbreaking 50-49 overtime defeat at No. 23 Illinois on Saturday afternoon.

The Boilermakers trailed 27-3 early in the second half and 40-28 with five minutes to go before redshirt freshman Ryan Browne led the team on a pair of touchdown drives, giving Purdue the lead, 43-40, with 46 seconds to go. Illinois converted a 38-yard field goal as time expired to send the game into overtime.

After the Illini found the end zone to start overtime, the Boilermakers answered with a touchdown of their own as Arhmad Branch used his speed to beat the defenders to the pylon. With the ball in its hands, Purdue elected to go for two to win the game.

On the game's final play, Illinois brought the pressure and stopped the Boilermakers to prevent the largest comeback in Purdue history.

On a day without starting quarterback Hudson Card, Browne stepped into the signal caller role and lit up the box score, finishing 18-of-26 passing for 297 yards and three touchdowns, also garnering 118 rushing yards on 17 carries for a 6.9 average in his first career start.

Max Klare led Purdue with a career-high 133 yards on six catches. Devin Mockobee notched 102 yards on 11 carries, marking his eighth career 100-yard game.

Kydran Jenkins paced the defense with 10 tackles, six solos, 1.5 sacks and 2.5 tackles-for-loss. Will Heldt also had a career-best 1.5 sacks and 1.5 TFLs.

GAME 6 BOX SCORE

Purdue	0	3	17	23	6	49
Illinois	10	14	3	16	7	50

Scoring Summary

Qtr.	Play	Score	1st
1st	ILL - #24 D. Olano 30 yd FG	0-3	
1st	ILL - #6 J. McCray 11 yd rush (kick)	0-10	
2nd	PUR - #35 S. Porath 22 yd FG	3-10	
2nd	ILL - #4 Z. Franklin 8 yd pass from #9 L. Altmyer (kick)	3-17	
2nd	ILL - #6 J. McCray 6 yd pass from #9 L. Altmyer (kick)	3-24	
3rd	ILL - #24 D. Olano 49 yd FG	3-27	
3rd	PUR - #7 J. Edrine 53 yd pass from #15 R. Browne (kick)	10-27	
3rd	PUR - #15 W. Heldt 16 yd fumble return (kick)	17-27	
3rd	PUR - #35 S. Porath 24 yd FG	20-27	
4th	ILL - #9 L. Altmyer 13 yd rush (kick)	20-34	
4th	PUR - #13 J. Tibbs 8 yd pass from #15 R. Browne (2 pt pass)	28-34	
4th	ILL - #6 J. McCray 3 yd rush (2 pt pass failed)	28-40	
4th	PUR - #45 D. Mockobee 2 yd rush (kick)	35-40	
4th	PUR - #45 D. Mockobee 13 yd pass from #15 R. Browne (2 pt pass)	43-40	
4th	ILL - #24 D. Olano 38 yd FG	43-43	
OT	ILL - #13 P. Bryant 25 yd pass from #9 L. Altmyer (kick)	43-50	
OT	PUR - #6 A. Branch 3 yd rush (2 pt pass failed)	49-50	

Team Statistics	PUR	ILL
FIRST DOWNS	21	28
RUSHING YARDS	239	177
PASSING YARDS	297	379
TOTAL OFFENSE	536	556

CAPTAINS: Gus Hartwig, Kydran Jenkins, Reggie Love III, Dillon Thieneman

COIN TOSS: Purdue lost the toss, Illinois deferred to second half

RUSHING: Ryan Browne - 17 att, 118 yds

PASSING: Ryan Browne - 18 comp, 26 att (69.2%), 297 yds

RECEIVING: Max Klare - 6 rec, 133 yds

TACKLES: Kydran Jenkins - 10 tkl

TACKLES-for-LOSS: Kydran Jenkins - 2.5 TFLs

SACKS: Kydran Jenkins, Will Heldt - 1.5 sacks

INTERCEPTIONS: none





GAME 7 NOTES • Purdue vs. Oregon



GAME 7

-

OREGON

-

PURDUE

Oct. 18, 2024

ROSS-ADE STADIUM • WEST LAFAYETTE, IND.

GAME 8

-

NORTHWESTERN

-

PURDUE

Nov. 2, 2024

ROSS-ADE STADIUM • WEST LAFAYETTE, IND.

GAME 9

-

OHIO STATE

-

PURDUE

Nov. 9, 2024

OHIO STADIUM • COLUMBUS, OHIO

INSIDE THE MATCHUP					
Record:	1-2	In West Lafayette:	1-1	In Eugene:	0-1
Neutral:	0-0	Streak:	Oregon - 2	Last Win:	#10 Purdue 13, Oregon 7 - Home - 9/29/1979
Last Meeting:	Oregon 38, Purdue 36- Away - 9/12/2009	First Meeting:	#10 Purdue 13, Oregon 7 - Home - 9/29/1979		

INSIDE THE MATCHUP					
Record:	53-34-1	In West Lafayette:	23-14	In Evanston:	28-20-1
Neutral:	2-0	Streak:	Northwestern - 1	Last Win:	Purdue 17, Northwestern 9 - Home - 11/19/2022
Last Meeting:	Northwestern 23, Purdue 15 - Away - 11/18/2023	First Meeting:	Northwestern 24, Purdue 6 - Home - 11/2/1895		

INSIDE THE MATCHUP					
Record:	15-41-2	In West Lafayette:	9-14	In Columbus:	5-28-2
Neutral:	0-0	Streak:	Ohio State - 2	Last Win:	Purdue 49, #2 Ohio State 20 - Home - 10/20/2018
Last Meeting:	#3 Ohio State 41, Purdue 7 - Home - 10/14/2023	First Meeting:	Ohio State 20, Purdue 0 - Away - 11/8/1919		

LAST 10 MEETINGS					
Date	Pur/Opp Rank	Result	Purdue	Opp	Location
9/29/1979	10-	W	13	7	H
9/13/2008	-16	L-O	26	32	H
9/12/2009		L	36	38	A

TOP 100-YARD RUSHING GAMES VS. OREGON (3)					
180 Kory Sheets (29) vs. Oregon, 9/13/2008					
156 Wally Jones (30) vs. Oregon, 9/29/1979					
123 Ralph Bolden (29) at Oregon, 9/12/2009					

TOP 300-YARD PASSING GAMES VS. OREGON (0)					
No 300-yard passers.					

TOP 100-YARD RECEIVING GAMES VS. OREGON (0)					
No 100-yard receivers.					

LAST 10 MEETINGS					
Date	Pur/Opp Rank	Result	Purdue	Opp	Location
11/22/2014		L	14	38	H
11/14/2015	-24(20)	L	14	21	A
11/12/2016		L	17	45	H
11/11/2017	-(25)	L	13	23	A
8/30/2018		L	27	31	H
11/9/2019		W	24	22	A
11/14/2020	-23	L	20	27	H
11/20/2021		W	32	14	2
11/19/2022		W	17	9	H
11/18/2023		L	15	23	A

LAST 10 MEETINGS					
2 - Wrigley Field					
TOP 100-YARD RUSHING GAMES VS. NORTHWESTERN (21)					
233 Otis Armstrong (32) vs. Northwestern, 10/21/1972					
193 Mel Gray (25) vs. Northwestern, 10/16/1982					
190 Jimmy Smith (29) at Northwestern, 11/1/1980					

TOP 300-YARD PASSING GAMES VS. NORTHWESTERN (8)					
431 Curtis Painter (35-49) at Northwestern, 10/14/2006					
423 Aidan O'Connell (29-39) vs. Northwestern, 11/20/2021					
405 Drew Brees (32-50) vs. Northwestern, 9/25/1999					

TOP 100-YARD RECEIVING GAMES VS. NORTHWESTERN (21)					
186 Brian Alford (7) at Northwestern, 11/16/1996					
184 Leroy Keyes (6) vs. Northwestern, 10/7/1967					
153 Dorian Bryant (16) vs. Northwestern, 10/15/2005					

GAME 7 BOX SCORE					
Oregon	-	-	-	-	-
Purdue	-	-	-	-	-
Scoring Summary					
Qtr.	Play	Score			

GAME 8 BOX SCORE					
Northwestern	-	-	-	-	-
Purdue	-	-	-	-	-
Scoring Summary					
Qtr.	Play	Score			

GAME 9 BOX SCORE					
Purdue	-	-	-	-	-
Ohio State	-	-	-	-	-
Scoring Summary					
Qtr.	Play	Score			

Team Statistics	PUR	ORE
FIRST DOWNS	-	-
RUSHING YARDS	-	-
PASSING YARDS	-	-
TOTAL OFFENSE	-	-
CAPTAINS: -		
COIN TOSS: -		
RUSHING: -		
PASSING: -		
RECEIVING: -		
TACKLES: -		
TACKLES-for-LOSS: -		
SACKS: -		
INTERCEPTIONS: -		

Team Statistics	PUR	NU
FIRST DOWNS	-	-
RUSHING YARDS	-	-
PASSING YARDS	-	-
TOTAL OFFENSE	-	-
CAPTAINS: -		
COIN TOSS: -		
RUSHING: -		
PASSING: -		
RECEIVING: -		
TACKLES: -		
TACKLES-for-LOSS: -		
SACKS: -		
INTERCEPTIONS: -		

Team Statistics	PUR	OSU
FIRST DOWNS	-	-
RUSHING YARDS	-	-
PASSING YARDS	-	-
TOTAL OFFENSE	-	-
CAPTAINS: -		
COIN TOSS: -		
RUSHING: -		
PASSING: -		
RECEIVING: -		
TACKLES: -		
TACKLES-for-LOSS: -		
SACKS: -		
INTERCEPTIONS: -		



GAME 7 NOTES • Purdue vs. Oregon



GAME 10

- **PENN STATE**
- **PURDUE**

Nov. 16, 2024
ROSS-ADE STADIUM • WEST LAFAYETTE, IND.

INSIDE THE MATCHUP

Record: 3-16-1
In West Lafayette: 2-8
In State College: 1-8-1
Neutral: 0-0
Streak: Penn State - 10
Last Win: Purdue 20, Penn State 13 - Away - 10/9/2004
Last Meeting: Penn State 35, Purdue 31 - Home - 9/1/2022
First Meeting: Purdue 28, Penn State 0 - 11/3/1951

LAST 10 MEETINGS

Date	Pur/Opp Rank	Result	Purdue	Opp	Location
10/29/2005	-11	L	15	33	A
10/28/2006		L	0	12	H
11/3/2007		L	19	26	A
10/4/2008	-6	L	6	20	H
10/15/2011		L	18	23	A
11/3/2012		L	9	34	H
11/16/2013		L	21	45	A
10/29/2016	-24	L	24	62	H
10/15/2019	-12	L	7	35	A
9/1/2022		L	31	35	H

TOP 100-YARD RUSHING GAMES VS. PENN STATE (3)

149 Mike Alstott (24) vs. Penn State, 10/14/1995
149 Brandon Jones (29) vs. Penn State, 10/11/2003
133 Edwin Watson (19) vs. Penn State, 11/15/1997

TOP 300-YARD PASSING GAMES VS. PENN STATE (4)

379 Drew Brees (31-48) vs. Penn State, 10/23/1999
365 Aidan O'Connell (30-59) vs. Penn State, 9/1/2022
361 Drew Brees (39-58) at Penn State, 10/17/1998

TOP 100-YARD RECEIVING GAMES VS. PENN STATE (4)

153 Charlie Jones (12) vs. Penn State, 9/1/2022
152 Vinny Sutherland (10) vs. Penn State, 10/23/1999
126 Brian Alford (9) at Penn State, 10/12/1996

GAME 10 BOX SCORE

Penn State	-	-	-	-	-
Purdue	-	-	-	-	-
Scoring Summary					
Qtr. Play				Score	

GAME 11

- **PURDUE**
- **MICHIGAN STATE**

Nov. 22, 2024
SPARTAN STADIUM • EAST LANSING, MICH.

INSIDE THE MATCHUP

Record: 29-36-3
In West Lafayette: 17-14-3
In East Lansing: 12-22
Neutral: 0-0
Streak: Purdue - 1
Last Win: Purdue 40, #3 Michigan State 29 - 11/6/2021
Last Meeting: Purdue 40, #3 Michigan State 29 - 11/6/2021
First Meeting: Purdue 14, Michigan State 6 - Away - 11/9/1918

LAST 10 MEETINGS

Date	Pur/Opp Rank	Result	Purdue	Opp	Location
11/4/2006		W	17	15	A
11/10/2007		L	31	48	H
11/8/2008	-18	L	7	21	A
11/14/2009		L	37	40	H
11/20/2010	-11	L	31	35	A
10/19/2013		L	0	14	A
10/11/2014	-8	L	31	45	H
10/3/2015	-2	L	21	24	A
10/27/2018		L	13	23	A
11/6/2021	-3(3)	W	40	29	H

TOP 100-YARD RUSHING GAMES VS. MICHIGAN STATE (15)

193 Leroy Keyes (24) vs. Michigan State, 11/18/1967
181 Mike Alstott (18) at Michigan State, 11/12/1994
157 Markell Jones (22) at Michigan State, 10/3/2015

TOP 300-YARD PASSING GAMES VS. MICHIGAN STATE (9)

536 Aidan O'Connell (40-54) vs. Michigan State, 11/06/2021
509 Drew Brees (40-57) vs. Michigan State, 10/16/1999
373 Joey Elliott (39-55) vs. Michigan State, 11/14/2009

TOP 100-YARD RECEIVING GAMES VS. MICHIGAN STATE (19)

301 Chris Daniels (21) vs. Michigan State, 10/16/1999 (record)
217 David Bell (vs. Michigan State, 11/06/2021 (11)
172 Dave Young vs. Michigan State, 10/25/1980 (12)

GAME 11 BOX SCORE

Purdue	-	-	-	-	-
Michigan State	-	-	-	-	-
Scoring Summary					
Qtr. Play				Score	

GAME 12

- **PURDUE**
- **INDIANA**

Nov. 30, 2024
MEMORIAL STADIUM • BLOOMINGTON, IND.

INSIDE THE MATCHUP

Record: 77-42-6
In West Lafayette: 40-23-4
In Bloomington: 36-19-2
Neutral: 1-0
Streak: Purdue - 3
Last Win: Purdue 35, Indiana 31 - Home - 11/25/2023
Last Meeting: Purdue 35, Indiana 31 - Home - 11/25/2023
First Meeting: Purdue 60, Indiana 0 - Home - 11/4/1891

LAST 10 MEETINGS

Date	Pur/Opp Rank	Result	Purdue	Opp	Location
11/30/2013		L	36	56	A
11/29/2014		L	16	23	A
11/28/2015		L	36	54	H
11/26/2016		L	24	26	A
11/25/2017		W	31	24	H
11/24/2018		W	28	21	A
11/30/2019		L-O	41	44	H
11/27/2021		W	44	7	H
11/26/2022		W	30	16	H
11/25/2023		W	35	31	H

TOP 100-YARD RUSHING GAMES VS. INDIANA (44)

276 Otis Armstrong (32) vs. Indiana, 11/25/1972 (Purdue record)
264 Mike Alstott (25) vs. Indiana, 11/24/1995
217 Markell Jones (31) vs. Indiana, 11/25/2017`

TOP 300-YARD PASSING GAMES VS. INDIANA (9)

522 Kyle Orton (33-54) vs. Indiana, 11/20/2004
485 Danny Etling (33-49) at Indiana, 11/30/2013
448 Curtis Painter (38-54) vs. Indiana, 11/22/2008

TOP 100-YARD RECEIVING GAMES VS. INDIANA (28)

209 Kyle Ingraham (11) vs. Indiana, 11/20/2004
162 Brian Alford (5) vs. Indiana, 11/23/1996
159 Cliff Benson (8) vs. Indiana, 11/20/1982

GAME 12 BOX SCORE

Purdue	-	-	-	-	-
Indiana	-	-	-	-	-
Scoring Summary					
Qtr. Play				Score	

Team Statistics	PUR	PSU
FIRST DOWNS	-	-
RUSHING YARDS	-	-
PASSING YARDS	-	-
TOTAL OFFENSE	-	-
CAPTAINS: -		
COIN TOSS: -		
RUSHING: -		
PASSING: -		
RECEIVING: -		
TACKLES: -		
TACKLES-for-LOSS: -		
SACKS: -		
INTERCEPTIONS: -		

Team Statistics	PUR	MSU
FIRST DOWNS	-	-
RUSHING YARDS	-	-
PASSING YARDS	-	-
TOTAL OFFENSE	-	-
CAPTAINS: -		
COIN TOSS: -		
RUSHING: -		
PASSING: -		
RECEIVING: -		
TACKLES: -		
TACKLES-for-LOSS: -		
SACKS: -		
INTERCEPTIONS: -		

Team Statistics	PUR	IU
FIRST DOWNS	-	-
RUSHING YARDS	-	-
PASSING YARDS	-	-
TOTAL OFFENSE	-	-
CAPTAINS: -		
COIN TOSS: -		
RUSHING: -		
PASSING: -		
RECEIVING: -		
TACKLES: -		
TACKLES-for-LOSS: -		
SACKS: -		
INTERCEPTIONS: -		



CAREER STATS (* - AT PREVIOUS SCHOOL)

#0 - Jayden Dixon-Veal (Sr. - WR - 6-0 - 190)								VEEL
	GP	REC	YDS	TD	Long	REC/G	AVG/C	AVG/G
2023	11	16	142	1	29	1.5	8.9	12.9
2024	3	3	23	0	14	1.0	7.7	7.7
Total	14	19	165	1	29	1.4	8.7	11.8

#0 - Jeffrey M'Ba (Sr. - DL - 6-6 - 302)	mmm-Ba										
	GP	SOLO	AST	TOT	TFL	PD	FF	FR	BLK	SACK	INT
2022*	9	3	3	16	1-11	1	0	0	0	0	0
2023	12	8	8	16	2-5	0	0	0	0	1	0
2024	6	5	10	15	0-0	0	0	0	0	0	0
Purdue	18	13	18	31	2-5	0	0	0	0	1	0
Total	27	16	21	37	3-16	0	1	0	0	2	0

#1 - Hudson Card (Sr. - QB - 6-3 - 210)									
	GP	C-A-I	YDS	TD	LG	PCT	AVG/P	AVG/G	EFFIC
2020*	2	1-3-0	5	0	5	33.3	5.0	2.5	47.3%
2021*	8	51-83-1	590	5	52	61.4	11.6	73.8	138.6%
2022**	12	75-108-1	928	6	45	69.4	12.4	77.3	156.1%
2023	11	25-365-8	2387	15	84	58.9	11.1	217.0	123.0%
2024	5	71-112-4	738	7	52	63.4	10.4	147.6	132.0%
Purdue	16	286-477-12	3125	22	84	60.0	10.9	195.3	125.2%
Total	38	413-671-14	4648	33	84	61.5	11.3	122.3	131.8%

	Rush	YDS	TD	Long	AVG/A	AVG/G
2020*	4	11	0	7	2.8	5.5
2021*	26	17	1	13	0.7	2.1
2022*	17	46	0	32	2.7	3.8
2023	93	203	5	25	2.2	18.5
2024	24	-10	0	23	-0.4	-2.0
Purdue	117	193	5	25	1.6	12.1
Total	164	267	6	32	1.6	7.0

#2 - Nyland Green (Jr. - DB - 6-1 - 186)	NYE-land										
	GP	SOLO	AST	TOT	TFL	PD	FF	FR	BLK	SACK	INT
2021*	3	1	1	2	0-0	0	0	0	0	0	0
2022*	10	1	0	3	0-0	1	0	0	0	0	0
2023*	13	5	2	7	0-5-1	1	0	0	0	0	0
2024	3	5	3	8	1-9-3	3	1	0	0	1	0
Total	29	14	6	20	1-5-10	5	1	0	0	1	0

#3 - Derrick Rogers Jr. (So. - DB - 6-1 - 175)											
	GP	SOLO	AST	TOT	TFL	PD	FF	FR	BLK	SACK	INT
2023	12	5	1	6	0-0	3	0	0	0	0	0
2024	2	0	0	0	0-0	0	0	0	0	0	0
Total	14	5	1	6	0-0	3	0	0	0	0	0

#4 - Kam Brown (Sr. - WR - 6-1 - 185)	GP	REC	YDS	TD	Long	REC/G	AVG/C	AVG/G
2019*	3	2	19	0	20	0.7	9.5	6.3
2020*	6	5	55	0	15	0.8	11.0	9.2
2021*	12	17	247	2	39	1.4	14.5	20.6
2022*	11	24	362	3	51	2.2	15.1	32.9
2023*	9	13	163	1	67	1.4	12.5	18.1
2024	5	2	68	0	52	0.4	34.0	13.6
Total	46	63	914	6	67	1.4	14.5	19.9

#4 - Kydran Jenkins (Sr. - Rush End - 6-1 - 253)											KAY-dran
	GP	SO	AST	TOT	TFL	PD	FF	FR	BLK	SACK	INT
2020	1	0	0	0	0-0	0	0	0	0	0	0
2021	13	25	10	35	8-47	1	0	0	0	5	0
2022	14	24	8	32	8-36	1	1	0	1	4	0
2023	12	40	17	57	15.5-80	1	1	2	0	7.5	0
2024	6	30	18	48	8-32	0	0	0	0	5	0
Total	46	119	53	172	39.5-195	3	2	2	1	21.5	0

#5 • Marcos Davila (Fr. • QB • 6-3 • 244)						mar-COES DAH-vuh-lah		
GP	C-A-I	YDS	TD	LG	PCT	AVG/P	AVG/G	EFFC
2024								

	Rush	YDS	TD	Long	AVG/A	AVG/G
2024						

#6 • Smiley Bradford (Fr. • DB • 6-0 • 195)	KAY-dran										
	GP	SOLO	AST	TOT	TFL	PD	FF	FR	BLK	SACK	INT
2024	1	2	0	2	0-0	0	0	0	0	0	0

#6 - Arhmad Branch (R-Fr. - WR - 6-0 - 180)								
	GP	REC	YDS	TD	Long	REC/G	AVG/C	AVG/G
2023	1	0	0	0	0	0	0	0
2024	2	0	0	0	0	0	0	0
Total	3	0	0	0	0	0	0	0

	Rush	YDS	TD	Long	AVG/A	AVG/G
2024	1	3	1	3	3.0	1.0

#7 - Jahmal Edrine (Jr. - WR - 6-3 - 215)						jah-MAL ED-ren		
	GP	REC	YDS	TD	Long	REC/G	AVG/C	AVG/G
2021*	2	1	9	0	9	0.5	9.0	4.5
2022*	11	39	570	6	45	3.5	14.6	51.8
2023								
2024	4	9	154	1	53	2.3	17.1	38.5
Total	17	49	733	7	53	2.9	15.0	43.1

#7 - Salim Turner-Muhammad (Sr. DB - 6-0 - 195)												sah-LEEM
	GP	SO	LA	AST	TOT	TFL	PD	FF	FR	BLK	SACK	INT
2020*	5	14	3	17	1-1	1	1	0	0	0	0	0
2021*	4	5	4	9	0-0	0	0	0	0	0	0	0
2022*	12	3	5	8	0-0	1	0	0	0	0	0	0
2023												
2024	2	3	0	3	0-0	0	0	0	0	0	0	0
Total	23	25	12	37	1-1	2	1	0	0	0	0	0

#8 - CJ Madden (So. - Rush End - 6-4 - 263)	GP	SOLO	AST	TOT	TFL	PD	FF	FR	BLK	SACK	INT
2022*	1	0	0	0	0-0	0	0	0	0	0	0
2023*	7	3	0	3	0-0	0	0	0	0	0	0
2024	3	5	2	7	0.5-0	0	0	0	0	0	0
Total	11	8	2	10	0.5-0	0	0	0	0	0	0

#8 - DeNylon Morrisette (So. - WR - 6-1 - 200)								
	GP	REC	YDS	TD	Long	REC/G	AVG/C	AVG/G
2022*	10	4	34	0	16	0.4	8.5	3.4
2023*	3							
2024	6	7	67	2	19	1.2	9.6	11.2
Total	19	11	101	2	19	0.6	9.2	5.3

#9 - CJ Smith (So. - WR - 6-3 - 195)								
	GP	REC	YDS	TD	Long	REC/G	AVG/C	AVG/G
2022*	2							
2023*	10	6	116	0	47	0.6	19.3	11.6
2024								
Total	12	6	116	0	47	0.5	19.3	9.7

#10 - Kyndrich Breedlove (Jr - DB - 5-11 - 185)	KEN-dricks										
	GP	SOLO	AST	TOT	TFL	PD	FF	FR	BLK	SACK	INT
2021*	9	0	1	1	0-0	0	0	0	0	0	0
2022*	1	0	0	0	0-0	0	0	0	0	0	0
2023*	9	11	1	12	1-1	0	1	0	0	0	0
2024	6	12	5	17	1-5	4	0	0	0	0	2
Total	25	23	7	30	2-6	4	1	0	0	0	2

#11 - Antonio Stevens (Sr. - DB - 6-2 - 217)											
	GP	SO	AST	TOT	TFL	PD	FF	FR	BLK	SACK	INT
2020	4	0	0	0	0-0	0	0	0	0	0	0
2022	13	7	1	8	0-0	0	0	0	0	0	0
2023	12	14	3	17	0-0	0	0	2	0	0	0
2024	4	8	10	18	0.5-0	0	0	0	0	0	0
Total	33	29	14	43	0.5-0	0	0	2	0	0	0

#12 • Leland Smith (So. • WR • 6-4 • 219)								
	GP	REC	YDS	TD	Long	REC/G	AVG/C	AVG/G
2024	6	5	67	2	31	0.8	13.4	11.2

#12 - Tarrion Grant (Fr. - DB - 6-2 - 197)											tah-RON	
	GP	SOLO	AST	TOT	TFL	PD	FF	FR	BLK	SACK	INT	
2024	6	5	3	8	0-0	0	1	0	0	0	0	

[illegible]

#13 • Jaron Tibbs (So. • WR • 6-3 • 214)	juh-RON							
	GP	REC	YDS	TD	Long	REC/G	AVG/C	AVG/G
2023	8	5	42	0	14	0.6	8.4	5.3
2024	6	15	140	2	21	2.5	9.3	23.3
Total	14	20	182	2	21	1.4	9.1	13.0

#14 - Yanni Karlaftis (Jr - LB - 6-3 - 235)	yah-KNEE CAR-lof-tis										
	GP	SOLO	AST	TOT	TFL	PD	FF	FR	BLK	SACK	INT
2021	4	1	0	1	0-0	0	0	0	0	0	0
2022	9	2	2	4	0-5-1	0	0	0	0	0.5	0
2023	12	28	27	55	2.5-13	0	0	1	0	2.5	0
2024	6	15	12	27	0-0-1	0	0	0	0	0	0
Total	31	46	41	87	3-14	1	0	1	0	3	0

#15 • Ryan Browne (R-Fr. • QB • 6-4 • 210)	GP	C-A-I	YDS	TD	LG	PCT	AVG/P	AVG/G	EFFIC
2023	1	12-16-2	104	0	28	75.0	8.7	104.0	104.6
2024	3	25-37-0	365	3	62	67.6	14.6	121.7	177.2
Total	4	37-53-2	469	3	62	69.8	12.7	117.3	155.3

	Rush	YDS	TD	Long	AVG/A	AVG/G
2023	21	85	0	12	4.0	85.0
2024	22	118	0	20	5.4	39.3
Total	43	203	0	20	4.7	50.8

#15 - Will Heldt (So - Rush End - 6-6-265)											
	GP	SOLO	AST	TOT	TFL	PD	FF	FR	BLK	SACK	INT
2023	12	8	4	12	1-4	0	0	0	0	0	0
2024	6	19	11	30	5.5-23	0	0	1	0	4	0
Total	18	27	15	42	6.5-27	0	0	1	0	4	0

#17 - Shitta Sillah (Sr. - Rush End - 6-4 - 251)							SHEET-ah SILL-ah				
	GP	SOLO	AST	TOT	TFL	PD	FF	FR	BLK	SACK	INT
2019*	9	11	1	12	2.5-18	0	0	0	0	1	0
2020*	11	14	8	22	2.5-11	1	0	0	0	2.5	1
2021*	10	15	16	31	4-23	2	0	0	0	1	0
2022*	1	1	0	1	0-0	0	0	0	0	0	0
2023*	8	9	5	14	3-10	0	0	0	0	2	0
2024	6	10	7	17	3.5-13	0	0	0	0	1	0
Total	45	60	37	97	15.5-75.3	0	0	0	0	7.5	1

#18 - Bennett Meredith (So. - QB - 6-3 - 200)									
	GP	C-A-I	YDS	TD	LG	PCT	AVG/P	AVG/G	EFFIC
2023	3	7-11-0	43	0	21	63.6	6.1	14.3	96.5
2024									
Total	3	7-11-0	43	0	21	63.6	6.1	14.3	96.5

2023	Rush	YDS	TD	Long	AVG/A	AVG/G
2024	4	7	0	11	1.8	2.3
Total	4	7	0	11	1.8	2.3

#19 • Botros Alisandro (Jr. • DB • 6-1 • 186)	BOW-trose ah-LEE-san-dro										
	GP	SOLO	AST	TOT	TFL	PD	FF	FR	BLK	SACK	INT
2023	12	16	9	25	1-1	1	0	0	0	0	1
2024	6	6	3	9	0-0	3	0	0	0	0	0
Total	18	22	12	34	1-1	4	0	0	0	0	1

#20 • Winston Berglund (R-Fr. • LB • 6-2 • 235)											
	GP	SOLO	AST	TOT	TFL	PD	FF	FR	BLK	SACK	INT
2024	3	7	2	9	2-10	0	0	0	0	1	0

#23 - Reggie Love III (Sr. - RB - 5-11 - 215)							
	GP	Rush	YDS	TD	Long	AVG/A	AVG/G
2020*	7	10	12	0	8	1.7	
2021*	10	44	158	0	33	3.6	15.8
2022*	13	70	316	2	33	4.5	24.3
2023*	8	116	567	4	61	4.9	70.9
2024	6	44	226	2	22	5.1	37.7
Total	44	284	1279	8	61	4.5	29.1

	REC	YDS	TD	Long	REC/G	AVG/G	AVG/G
2020*	0	0	0	0	0.0	0.0	0.0
2021*	2	12	0	7	0.2	6.0	1.2
2022*	4	16	0	7	0.3	4.0	1.2
2023*	9	58	0	11	1.1	6.4	7.3
2024	4	11	0	6	0.7	2.8	1.8
Total	19	97	0	11	0.4	5.1	2.2

#23 - Trey Smith (R-Fr. - Rush End - 6-4 - 245)											
	GP	SOLO	AST	TOT	TFL	PD	FF	FR	BLK	SACK	INT
2023*	2	0	0	0	0-0	0	0	0	0	0	0
2024	4	1	0	1	0-0	0	0	0	0	0	0
Total	6	1	0	1	0-0	0	0	0	0	0	0

#24 - Anthony Brown (So. • DB • 6-0 • 195)											
	GP	SOLO	AST	TOT	TFL	PD	FF	FR	BLK	SACK	INT
2023	12	2	1	3	0-0	0	1	0	0	0	0
2024	6	0	2	2	0-0	0	0	0	0	0	0
Total	18	2	3	5	0-0	0	1	0	0	0	0

#26 - Andrew Sowinski (Sr. - WR - 6-0 - 205)								
	GP	REC	YDS	TD	Long	REC/G	AVG/C	AVG/G
2021	7	2	15	0	8	0.3	7.5	2.1
2022	12	9	96	0	24	0.8	10.7	8.0
2023	6	3	29	0	12	0.5	9.7	4.8
2024	6	3	24	0	12	0.5	8.0	4.0
Total	31	17	164	0	24	0.5	9.6	5.3



GAME 7 NOTES • Purdue vs. Oregon



CAREER STATS (* - AT PREVIOUS SCHOOL)

#30 - Keelan Crimmins (Jr. • P • 6-3 • 223)

GP	Punts	YDS	Long	Avg.	FC	I20	50+
2023*	12	49	2003	55	40.9	28	13
2024	6	33	1492	64	45.2	13	7
Total	18	82	3495	64	42.6	41	20

#31 - Dillon Thieneman (Fr. • DB • 6-0 • 207)

GP	SOLO	AST	TOT	TFL	PD	FF	FR	BLK	SACK	INT
2023	12	74	32	106	2-6	2	2	0	0	0
2024	6	33	17	50	2.5-6	3	0	0	0	1
Total	18	107	49	156	4.5-12	5	2	0	0	1

#32 - Joseph Jefferson II (So. • DB • 6-0 • 190)

GP	SOLO	AST	TOT	TFL	PD	FF	FR	BLK	SACK	INT
2022	1	0	0	0	0-0	0	0	0	0	0
2023	11	2	0	2	0-0	0	0	0	0	0
2024	6	19	7	26	1-6	0	0	0	0	0
Total	18	21	7	28	1-6	0	0	0	0	0

#34 - Damarijhe Lewis (R-Jr. • DL • 6-3 • 300)

GP	SOLO	AST	TOT	TFL	PD	FF	FR	BLK	SACK	INT
2020*	1	0	0	0	0-0	0	0	0	0	0
2021	12	3	5	8	1-1	1	0	0	0	0
2023	2	0	0	0	0-0	0	0	0	0	0
2024	5	7	7	14	3-4	0	0	1	0	0
Purdue	19	10	12	22	4-5	1	0	0	1	0
Total	20	10	12	22	4-5	1	0	0	1	0

#35 - Spencer Porath (Fr. • K • 5-11 • 201)

GP	FGM	FGA	LONG	PCT	BLK	PAT	PTS
2024	6	5	6	45	83.0	0	15

#36 - RJ Lopez (Sr. • K • 5-11 • 180)

	GP	FGM	FGA	LONG	PCT	BLK	PAT	PTS
2020*	7	0	0	0	0	0	0	0
2021*	12	0	0	0	0	0	0	0
2022*	13	0	0	0	0	0	0	0
2023*	11	6	11	47	54.55	2	31-32	49
2024								
Total	43	6	11	47	54.55	2	31-32	49
		KO	YDS		AVG	TB	OB	
2020*		44	2751		62.5	25	1	
2021*		81	5182		64.0	25	0	
2022*		91	5707		62.7	52	2	
2023*		15	955		63.7	60	0	
2024								
Total	43		14595		63.2	7	3	

#39 - Ben Freehill (Sr. • K • 6-1 • 195)

	GP	FGM	FGA	LONG	PCT	BLK	PAT	PTS
2020*	1	-	-	-	-	-	1-1	1
2021	6	-	-	-	-	-		
2022	4	-	-	-	-	-		
2023	8	6	11	44	42.86	1	21-22	39
2024	5							
Total	23	6	11	44	54.55	1	21-22	40
		KO	YDS		AVG	TB	OB	
2021		42	2,549		60.7	15	1	
2022		12	671		55.9	1	1	
2023		19	1083		57.0	5	1	
2024		26	1627		62.6	17	0	
Total		99	5930		59.9	38	3	

#45 - Devin Mockabee (Jr. • RB • 6-0 • 207)

GP	Rush	YDS	TD	Long	AVG/A	AVG/G
2022	13	195	968	9	68	5.0
2023	12	172	811	6	65	4.7
2024	6	71	464	2	63	6.5
Total	31	438	2243	17	68	5.1
REC	YDS	TD	Long	REC/G	AVG/C	AVG/G
2022	32	274	0	28	2.5	8.6
2023	19	180	1	38	1.6	9.5
2024	9	78	1	21	1.5	8.7
Total	60	532	2	38	1.9	8.9

#55 - Jamarius Dinkins (Jr. • DL • 6-5 • 280)

GP	SOLO	AST	TOT	TFL	PD	FF	FR	BLK	SACK	INT
2021*	3	0	1	1	0.5-2	0	0	0	0	0
2022*	9	3	6	9	1-1	0	0	0	0	1
2023*	11	3	6	9	1-4	0	0	0	0	0
2024	4	3	3	6	0-0	0	0	0	0	0
Total	27	9	16	25	2.5-7	0	0	0	0	1

#81 - George Burhenn (So. • TE • 6-5 • 240)

GP	REC	YDS	TD	Long	REC/G	AVG/C	AVG/G
2023	11	5	74	1	33	0.5	14.8
2024	1	1	3	0	3	1.0	3.0
Total	12	6	77	1	33	0.5	12.8

#82 - Drew Biber (Jr. • TE • 6-5 • 245)

GP	REC	YDS	TD	Long	REC/G	AVG/C	AVG/G
2021	2	0	0	0	0	0.0	0.0
2022	11	1	6	0	6	0.1	6.0
2023	12	1	16	1	16	0.1	16.0
2024	6	8	73	0	22	1.3	9.1
Total	31	10	95	1	22	0.3	9.5

#86 - Max Klare (So. • TE • 6-4 • 240)

GP	REC	YDS	TD	Long	REC/G	AVG/C	AVG/G
2022	1	0	0	0	0	0	0
2023	5	22	196	0	27	4.4	8.9
2024	6	21	352	2	62	3.5	16.8
Total	12	43	548	2	62	3.6	12.7

#91 - Cole Brevard (Sr. • DL • 6-3 • 333)

GP	SOLO	AST	TOT	TFL	PD	FF	FR	BLK	SACK	INT
2021*	1	0	0	0	0-0	0	0	0	0	0
2022	14	6	4	10	0-0	0	0	0	0	0
2023	12	6	3	9	2.5-9	0	0	2	0	1
2024	6	5	4	9	4-9	0	0	0	0	0
Purdue	32	17	11	28	6.5-18	0	0	2	0	1
Total	33	17	11	28	6.5-18	0	0	2	0	1

#92 - Mo Omonode (Jr. • DL • 6-0 • 286)

GP	SOLO	AST	TOT	TFL	PD	FF	FR	BLK	SACK	INT
2022	11	5	2	7	0.5-2	0	0	0	0	0
2023	12	9	5	14	2.5-13	0	0	0	0	2
2024	5	3	5	8	1-1	0	0	0	0	0
Total	28	17	12	29	4-16	0	0	0	0	2.5

#95 - Joe Anderson (Sr. • DL • 6-4 • 290)

GP	SOLO	AST	TOT	TFL	PD	FF	FR	BLK	SACK	INT
2019*	1	1	0	1	0-0	0	0	0	0	0
2020*	4	1	2	3	0-0	0	0	0	0	0
2021	5	3	3	6	1-2	0	0	0	0	1
2022	5	0	1	1	0-0	0	0	0	0	0
2023	12	9	7	16	2-2	0	0	0	0	0
2024	5	3	7	10	0.5-1	0	0	0	1	0
Purdue	27	15	18	33	3.5-5	0	0	0	1	1
Total	32	17	20	37	3.5-5	0	0	0	1	1

#98 - Drake Carlson (R-Fr. • DL • 6-3 • 290)

GP	SOLO	AST	TOT	TFL	PD	FF	FR	BLK	SACK	INT
2024	3	1	1	2	0-0	0	0	0	0	0

#99 - Jireh Ojata (Sr. • RUSH END • 6-4 • 267)

GP	SOLO	AST	TOT	TFL	PD	FF	FR	BLK	SACK	INT
2020*	6	13	9	22	3.5-16	1	1	0	0	1.5
2021*	10	22	13	35	17-114	2	2	1	0	14
2022*	10	22	28	50	12-71	3	2	0	0	7
2023*	10	32	20	52	16.5-81	1	2	2	4	8
2024	6	4	0	4	1-3	0	0	0	0	1
Total	42	93	70	163	50-285	7	7	3	4	31.5





2024-25 Purdue Football
Overall Team Statistics
All games

Page 1/2
as of Oct 13, 2024

Team Statistics

	PURDUE	OPP
Scoring	142	234
Points per game	23.7	39.0
Points Off Turnovers	6	38
First Downs	88	145
Rushing	40	70
Passing	45	60
Penalty	3	15
Rushing Yardage	937	1373
Yards gained rushing	1087	1501
Yards lost rushing	150	128
Rushing attempts	175	256
Average per rush	5.4	5.4
Average per game	156.2	228.8
TDs Rushing	7	19
Passing Yardage	1103	1367
Comp-Att-Int	96-149-4	91-147-2
Average per pass	7.4	9.3
Average per catch	11.5	15.0
Average per game	183.8	227.8
TDs Passing	10	9
Total offense	2040	2740
Total plays	324	403
Average per play	6.3	6.8
Average per game	340.0	456.7
Kick returns: #-Yards	8-167	8-129
Punt returns: #-Yards	8-64	13-80
Int returns: #-Yards	2-0	4-93
Kick return average	20.9	16.1
Punt return average	8.0	6.2
Int return average	0.0	23.3
Fumbles-Lost	7-4	3-1
Penalties-Yards	45-461	32-272
Average per game	76.8	45.3
Punts-Yards	33-1492	22-875
Average per punt	45.2	39.8
Net punt average	40.3	34.4
Kickoffs-Yards	27-1634	40-2590
Average per kick	60.5	64.8
Net kick average	38.0	40.4
Time of possession / game	26:23	33:37
3rd-down conversion	23/69	32/72
3rd-down pct	33%	44%
4rd-down conversion	1/5	3/6



**2024-25 Purdue Football
Overall Team Statistics
All games**

Page 2/2
as of Oct 13, 2024

	PURDUE	OPP
4rd-down pct	20%	50%
Sacks by-Yards	14-77	15-121
Misc Yards	0	0
Touchdowns scored	18	31
Field goals - attempts	5-6	6-11
On-Side kicks	1-2	1-1
Red-zone scores	(17-20) 85%	(21-24) 88%
Red-zone touchdowns	(13-20) 65%	(17-24) 71%
PAT-attempts	(15-15) 100%	(30-30) 100%
2-point conversion-attempts	(2-3) 67%	(0-1) 0%
Attendance	182370	166246
Games / Avg per game	3/60790	3/55415
Neutral site games	-	0/0

Score by Periods

Team	1st	2nd	3rd	4th	OT	TOT
Purdue	7	30	41	58	6	142
Opponents	45	59	48	75	7	234

**2024-25 Purdue Football
Individual Statistics
All games**Page 1/3
as of Oct 13, 2024**Rushing**

Player	gp	att	gain	loss	net	avg	td	lg	avg/g
Devin Mockobee	6	71	477	13	464	6.5	2	63	77.3
Reggie Love III	6	44	231	5	226	5.1	2	22	37.7
Ryan Browne	3	22	145	27	118	5.4	0	20	39.3
Elijah Jackson	6	5	96	0	96	19.2	1	69	16.0
Jaheim Merriweather	5	5	47	0	47	9.4	1	35	9.4
Arhmad Branch	3	1	3	0	3	3.0	1	3	1.0
Hudson Card	5	24	88	98	-10	-0.4	0	23	-2.0
Team	6	3	0	7	-7	-2.3	0	0	-1.2
Total	6	175	1087	150	937	5.4	7	69	156.2
Opponents	6	256	1501	128	1373	5.4	19	70	228.8

Punt Returns

Player	no.	yds	avg	td	lg
Dillon Thieneman	7	50	7.1	0	20
Andrew Sowinski	1	14	14.0	0	14
Total	8	64	8.0	0	20
Opponents	13	80	6.2	0	24

Interceptions

Player	no.	yds	avg	td	lg
Kyndrich Breedlove	2	0	0.0	0	0
Total	2	0	0.0	0	0
Opponents	4	93	23.3	3	35

Passing

Player	gp	effic	comp-att-int	pct	yds	td	lg	avg/g
Hudson Card	5	132.2	71-112-4	63.4	738	7	52	147.6
Ryan Browne	3	177.2	25-37-0	67.6	365	3	62	121.7
Total	6	143.4	96-149-4	64.4	1103	10	62	183.8
Opponents	6	157.5	91-147-2	61.9	1367	9	69	227.8

Kick Returns

Player	no.	yds	avg	td	lg
Elijah Jackson	8	145	18.1	0	33
Total	8	167	20.9	0	33
Opponents	8	129	16.1	0	30

Receiving

Player	gp	no.	yds	avg	td	lg	avg/g
Max Klare	6	21	352	16.8	2	62	58.7
Jaron Tibbs	6	15	140	9.3	2	21	23.3
Devin Mockobee	6	9	78	8.7	1	21	13.0
Jahmal Edrine	4	9	154	17.1	1	53	38.5
Drew Biber	6	8	73	9.1	0	22	12.2
De'Nylon Morrisette	6	7	67	9.6	2	19	11.2
Leland Smith	6	5	67	13.4	2	31	11.2
Shamar Rigby	6	5	27	5.4	0	8	4.5
Reggie Love III	6	4	11	2.8	0	6	1.8
Andrew Sowinski	6	3	24	8.0	0	12	4.0
Jayden Dixon-Veal	3	3	23	7.7	0	14	7.7
Kam Brown	5	2	68	34.0	0	52	13.6
Elijah Jackson	6	2	7	3.5	0	8	1.2
Hudson Card	5	1	-7	-7.0	0	0	-1.4
George Burhenn	1	1	3	3.0	0	3	3.0
Jesse Watson	1	1	16	16.0	0	16	16.0
Total	6	96	1103	11.5	10	62	183.8
Opponents	6	91	1367	15.0	9	69	227.8

Fumble Returns

Player	no.	yds	avg	td	lg
Will Heldt	1	16	16.0	1	16
Total	1	16	16.0	1	16
Opponents	4	0	0.0	0	0

**2024-25 Purdue Football
Individual Statistics
All games**Page 2/3
as of Oct 13, 2024**Scoring**

Player	td	fg	PAT						pts
			kick	rush	rcv	pass	dxp	saf	
Spencer Porath	-	5-6	15-15	-	-	-	-	-	30
Devin Mockobee	3	-	-	-	-	-	-	-	18
Max Klare	2	-	-	-	1	-	-	-	14
Reggie Love III	2	-	-	-	-	-	-	-	12
De'Nylon Morrisette	2	-	-	-	-	-	-	-	12
Jaron Tibbs	2	-	-	-	-	-	-	-	12
Leland Smith	2	-	-	-	-	-	-	-	12
Jahmal Edrine	1	-	-	-	1	-	-	-	8
Will Heldt	1	-	-	-	-	-	-	-	6
Arhmad Branch	1	-	-	-	-	-	-	-	6
Elijah Jackson	1	-	-	-	-	-	-	-	6
Jaheim Merriweather	1	-	-	-	-	-	-	-	6
Total	18	5-6	15-15	0	2	2	0	0	142
Opponents	31	6-11	30-30	0	0	0	0	0	234

Field Goals

Player	fg	pct.	01-19	20-29	30-39	40-49	50-99	lg	blk
Spencer Porath	5-6	83.3	0-0	4-4	0-1	1-1	0-0	45	0
Opponents	6-11	54.5	0-0	2-2	2-3	2-5	0-1	49	2

FG Sequence

Team Name	Purdue	Opponents
Nebraska	39,(45)	42,44,32
Wisconsin	(21),(23)	(26)
Illinois	(22),(24)	(30),(49),(38)
Indiana St.		45
Notre Dame		(42)
Oregon St.		52,(29)

Numbers in (parentheses) indicate field goal was made

Total Offense

Player	g	plays	rush	pass	total	avg/g
Hudson Card	5	136	-10	738	728	145.6
Ryan Browne	3	59	118	365	483	161.0
Devin Mockobee	6	71	464	0	464	77.3
Reggie Love III	6	44	226	0	226	37.7
Elijah Jackson	6	5	96	0	96	16.0
Jaheim Merriweather	5	5	47	0	47	9.4
Arhmad Branch	3	1	3	0	3	1.0
Team	6	0	-7	0	-7	-1.2
Total	6	324	937	1103	2040	340.0
Opponents	6	403	1373	1367	2740	456.7

Punting

Player	no.	yds	avg	lg	tb	fc	i20	50+	blk
Keelan Crimmins	32	1441	45.0	64	2	13	6	5	0
Team	1	51	51.0	0	0	0	0	0	1
Total	33	1492	45.2	64	2	13	6	5	1
Opponents	22	875	39.8	57	2	8	4	2	1

Kickoffs

Player	no.	yds	avg	tb	ob	retn	net	ydln
Ben Freehill	27	1634	60.5	17	0			
Total	27	1634	60.5	17	0	8	38	27
Opponents	40	2590	64.8	31	1	8	40.4	24





2024-25 Purdue Football
Individual Statistics
All games

Page 3/3
 as of Oct 13, 2024

All Purpose

Player	g	rush	rcv	pr	kr	ir	total	avg/g
Devin Mockobee	6	464	78	0	0	0	542	90.3
Max Klare	6	0	352	0	0	0	352	58.7
Elijah Jackson	6	96	7	0	145	0	248	41.3
Reggie Love III	6	226	11	0	0	0	237	39.5
Jahmal Edrine	4	0	154	0	0	0	154	38.5
Jaron Tibbs	6	0	140	0	0	0	140	23.3
Ryan Browne	3	118	0	0	0	0	118	39.3
Leland Smith	6	0	67	0	22	0	89	14.8
Drew Biber	6	0	73	0	0	0	73	12.2
Kam Brown	5	0	68	0	0	0	68	13.6
De'Nylon Morrisette	6	0	67	0	0	0	67	11.2
Dillon Thieneman	6	0	0	50	0	0	50	8.3
Jaheim Merriweather	5	47	0	0	0	0	47	9.4
Andrew Sowinski	6	0	24	14	0	0	38	6.3
Shamar Rigby	6	0	27	0	0	0	27	4.5
Jayden Dixon-Veal	3	0	23	0	0	0	23	7.7
Jesse Watson	1	0	16	0	0	0	16	16.0
Arhmad Branch	3	3	0	0	0	0	3	1.0
George Burhenn	1	0	3	0	0	0	3	3.0
Hudson Card	5	-10	-7	0	0	0	-17	-3.4
Team	6	-7	0	0	0	0	-7	-1.2
Total	6	937	1103	64	167	0	2271	378.5
Opponents	6	1373	1367	80	129	93	3042	507.0





2024-25 Purdue Football
Overall Defense Statistics
All games

Page 1/1
 as of Oct 13, 2024

Team Defense

			Tackles				Sacks	Pass defense			Fumbles		blkd	
##	Player	gp	ua	a	tot	tfl/yds	no-yds	int-yds	brup	qbh	fr-yds	ff	kick	saf
31	Dillon Thieneman	6	33	17	50	2.5-6	1-2	.	3
4	Kydran Jenkins	6	30	18	48	8-32	5-25	.	.	2
15	Will Heldt	6	19	11	30	5.5-23	4-20	.	.	4	1-16	.	.	.
14	Yanni Karlaftis	6	15	12	27	.	.	.	1	2
32	Joseph Jefferson II	6	19	7	26	1-6
11	Antonio Stevens	4	11	11	22	0.5-0
17	Shitta Sillah	6	10	7	17	3.5-13	1-10
10	Kyndrich Breedlove	6	12	5	17	1-5	.	2-0	4	1
0	Jeffrey M'ba	6	5	10	15
34	Damarjhe Lewis	5	7	7	14	3-4	1	.
95	Joe Anderson	5	3	7	10	0.5-1	1	.
19	Botros Alisandro	6	6	3	9	.	.	.	3
20	Winston Berglund	3	7	2	9	2-10	1-8
1	Markevious Brown	4	8	1	9	.	.	.	3
91	Cole Brevard	6	5	4	9	4-9
40	Hudson Miller	6	5	4	9	.	.	.	1	1
12	Tarrion Grant	6	5	3	8	1	.	.
92	Mo Omonode	5	3	5	8	1-1
2	Nyland Green	3	5	3	8	1-9	1-9	.	3	.	.	1	.	.
8	C.J. Madden	3	5	2	7	0.5-0	.	.	.	1
55	Jamarius Dinkins	4	3	3	6
44	Nick Levy	6	1	3	4
99	Jireh Ojata	6	4	.	4	1-3	1-3
18	Demeco Kennedy	6	3	1	4
41	Ben Furtney	6	1	2	3
7	Salim Turner-Muhammad	2	3	.	3
97	Jamarrion Harkless	6	.	3	3
24	Anthony Brown	6	.	2	2
6	Smiley Bradford	1	2	.	2
98	Drake Carlson	3	1	1	2
23	Trey Smith	4	1	.	1
30	Keelan Crimmins	6	1	.	1
37	Joey Sumlin	1	1	.	1
16	Shamar Rigby	6	1	.	1
39	Ben Freehill	6	1	.	1
25	Ty Hudkins	6	1	.	1
85	Caleb Irving	2	1	.	1
12	Leland Smith	6	1	.
	Totals	6	238	154	392	35-122	14-77	2-0	18	11	1-16	2	3	0
	Opponents	6	202	102	304	31-156	15-121	4-93	20	13	4-0	4	1	0





2024-25 Purdue Football
Overall Team Statistics
In Conference games

Page 1/2
as of Oct 13, 2024

Team Statistics

	PURDUE	OPP
Scoring	65	130
Points per game	21.7	43.3
Points Off Turnovers	6	17
First Downs	43	82
Rushing	16	28
Passing	25	43
Penalty	2	11
Rushing Yardage	388	566
Yards gained rushing	477	620
Yards lost rushing	89	54
Rushing attempts	89	112
Average per rush	4.4	5.1
Average per game	129.3	188.7
TDs Rushing	2	9
Passing Yardage	588	997
Comp-Att-Int	48-73-1	58-93-2
Average per pass	8.1	10.7
Average per catch	12.3	17.2
Average per game	196.0	332.3
TDs Passing	4	7
Total offense	976	1563
Total plays	162	205
Average per play	6.0	7.6
Average per game	325.3	521.0
Kick returns: #-Yards	4-73	2-17
Punt returns: #-Yards	3-1	8-47
Int returns: #-Yards	2-0	1-35
Kick return average	18.3	8.5
Punt return average	0.3	5.9
Int return average	0.0	35.0
Fumbles-Lost	3-2	3-1
Penalties-Yards	25-258	19-169
Average per game	86.0	56.3
Punts-Yards	16-706	6-245
Average per punt	44.1	40.8
Net punt average	38.0	37.3
Kickoffs-Yards	13-797	21-1361
Average per kick	61.3	64.8
Net kick average	38.8	40.7
Time of possession / game	28:15	31:45
3rd-down conversion	13/36	17/34
3rd-down pct	36%	50%
4rd-down conversion	0/1	2/3

**2024-25 Purdue Football
Overall Team Statistics
In Conference games**Page 2/2
as of Oct 13, 2024

	PURDUE	OPP
4rd-down pct	0%	67%
Sacks by-Yards	6-38	9-73
Misc Yards	0	0
Touchdowns scored	7	17
Field goals - attempts	5-6	4-7
On-Side kicks	1-1	1-1
Red-zone scores	(9-10) 90%	(13-15) 87%
Red-zone touchdowns	(5-10) 50%	(10-15) 67%
PAT-attempts	(4-4) 100%	(16-16) 100%
2-point conversion-attempts	(2-3) 67%	(0-1) 0%
Attendance	61441	131906
Games / Avg per game	1/61441	2/65953
Neutral site games	-	0/0

Score by Periods

Team	1st	2nd	3rd	4th	OT	TOT
Purdue	0	9	20	30	6	65
Opponents	24	21	31	47	7	130



**2024-25 Purdue Football
Individual Statistics
In Conference games**Page 1/2
as of Oct 13, 2024**Rushing**

Player	gp	att	gain	loss	net	avg	td	lg	avg/g
Devin Mockobee	3	35	197	9	188	5.4	1	34	62.7
Ryan Browne	2	19	132	24	108	5.7	0	20	54.0
Reggie Love III	3	17	64	3	61	3.6	0	13	20.3
Jaheim Merriweather	3	1	35	0	35	35.0	0	35	11.7
Elijah Jackson	3	2	13	0	13	6.5	0	8	4.3
Arhmad Branch	2	1	3	0	3	3.0	1	3	1.5
Hudson Card	2	12	33	50	-17	-1.4	0	13	-8.5
Team	3	2	0	3	-3	-1.5	0	0	-1.0
Total	3	89	477	89	388	4.4	2	35	129.3
Opponents	3	112	620	54	566	5.1	9	47	188.7

Passing

Player	gp	effic	comp-att-int	pct	yds	td	lg	avg/g
Hudson Card	2	117.9	29-46-1	63.0	285	1	22	142.5
Ryan Browne	2	201.3	19-27-0	70.4	303	3	62	151.5
Total	3	148.8	48-73-1	65.8	588	4	62	196.0
Opponents	3	173.0	58-93-2	62.4	997	7	69	332.3

Receiving

Player	gp	no.	yds	avg	td	lg	avg/g
Max Klare	3	11	199	18.1	0	62	66.3
Jaron Tibbs	3	10	107	10.7	1	21	35.7
Devin Mockobee	3	6	70	11.7	1	21	23.3
Drew Biber	3	5	52	10.4	0	22	17.3
Jahmal Edrine	2	4	77	19.3	1	53	38.5
Reggie Love III	3	3	14	4.7	0	6	4.7
De'Nylon Morrisette	3	2	27	13.5	0	14	9.0
Elijah Jackson	3	2	7	3.5	0	8	2.3
Shamar Rigby	3	2	11	5.5	0	7	3.7
Kam Brown	3	1	16	16.0	0	16	5.3
Hudson Card	2	1	-7	-7.0	0	0	-3.5
Leland Smith	3	1	15	15.0	1	15	5.0
Total	3	48	588	12.3	4	62	196.0
Opponents	3	58	997	17.2	7	69	332.3

Punt Returns

Player	no.	yds	avg	td	lg
Dillon Thieneman	3	1	0.3	0	4
Total	3	1	0.3	0	4
Opponents	8	47	5.9	0	24

Interceptions

Player	no.	yds	avg	td	lg
Kyndrich Breedlove	2	0	0.0	0	0
Total	2	0	0.0	0	0
Opponents	1	35	35.0	1	35

Kick Returns

Player	no.	yds	avg	td	lg
Elijah Jackson	4	51	12.8	0	16
Total	4	73	18.3	0	22
Opponents	2	17	8.5	0	9

Fumble Returns

Player	no.	yds	avg	td	lg
Will Heldt	1	16	16.0	1	16
Total	1	16	16.0	1	16
Opponents	2	0	0.0	0	0

**2024-25 Purdue Football
Individual Statistics
In Conference games**Page 2/2
as of Oct 13, 2024**Scoring**

Player	td	fg	PAT						pts
			kick	rush	rcv	pass	dxp	saf	
Spencer Porath	-	5-6	4-4	-	-	-	-	-	19
Devin Mockobee	2	-	-	-	-	-	-	-	12
Jahmal Edrine	1	-	-	-	1	-	-	-	8
Jaron Tibbs	1	-	-	-	-	-	-	-	6
Will Heldt	1	-	-	-	-	-	-	-	6
Arhmad Branch	1	-	-	-	-	-	-	-	6
Leland Smith	1	-	-	-	-	-	-	-	6
Max Klare	-	-	-	-	1	-	-	-	2
Total	7	5-6	4-4	0	2	2	0	0	65
Opponents	17	4-7	16-16	0	0	0	0	0	130

Total Offense

Player	g	plays	rush	pass	total	avg/g
Ryan Browne	2	46	108	303	411	205.5
Hudson Card	2	58	-17	285	268	134.0
Devin Mockobee	3	35	188	0	188	62.7
Reggie Love III	3	17	61	0	61	20.3
Jaheim Merriweather	3	1	35	0	35	11.7
Elijah Jackson	3	2	13	0	13	4.3
Arhmad Branch	2	1	3	0	3	1.5
Team	3	0	-3	0	-3	-1.0
Total	3	162	388	588	976	325.3
Opponents	3	205	566	997	1563	521.0

Field Goals

Player	fg	pct.	01-19	20-29	30-39	40-49	50-99	lg	blk
Spencer Porath	5-6	83.3	0-0	4-4	0-1	1-1	0-0	45	0
Opponents	4-7	57.1	0-0	1-1	2-3	1-3	0-0	49	2

FG Sequence

Team Name	Purdue	Opponents
Nebraska	39,(45)	42,44,32
Wisconsin	(21),(23)	(26)
Illinois	(22),(24)	(30),(49),(38)

Numbers in (parentheses) indicate field goal was made

Punting

Player	no.	yds	avg	lg	tb	fc	i20	50+	blk
Keelan Crimmins	15	655	43.7	58	0	5	1	2	0
Team	1	51	51.0	0	0	0	0	0	1
Total	16	706	44.1	58	0	5	1	2	1
Opponents	6	245	40.8	52	1	1	3	1	0

Kickoffs

Player	no.	yds	avg	tb	ob	retn	net	ydln
Ben Freehill	13	797	61.3	10	0			
Total	13	797	61.3	10	0	2	38.8	26
Opponents	21	1361	64.8	16	1	4	40.7	24

All Purpose

Player	g	rush	rcv	pr	kr	ir	total	avg/g
Devin Mockobee	3	188	70	0	0	0	258	86.0
Max Klare	3	0	199	0	0	0	199	66.3
Ryan Browne	2	108	0	0	0	0	108	54.0
Jaron Tibbs	3	0	107	0	0	0	107	35.7
Jahmal Edrine	2	0	77	0	0	0	77	38.5
Reggie Love III	3	61	14	0	0	0	75	25.0
Elijah Jackson	3	13	7	0	51	0	71	23.7
Drew Biber	3	0	52	0	0	0	52	17.3
Leland Smith	3	0	15	0	22	0	37	12.3
Jaheim Merriweather	3	35	0	0	0	0	35	11.7
De'Nylon Morrisette	3	0	27	0	0	0	27	9.0
Kam Brown	3	0	16	0	0	0	16	5.3
Shamar Rigby	3	0	11	0	0	0	11	3.7
Arhmad Branch	2	3	0	0	0	0	3	1.5
Dillon Thieneman	3	0	0	1	0	0	1	0.3
Hudson Card	2	-17	-7	0	0	0	-24	-12.0
Team	3	-3	0	0	0	0	-3	-1.0
Total	3	388	588	1	73	0	1050	350.0
Opponents	3	566	997	47	17	35	1662	554.0





2024-25 Purdue Football
Overall Defense Statistics
In Conference games

Page 1/1
as of Oct 13, 2024

Team Defense

##	Player	gp	Tackles				Sacks	Pass defense			Fumbles		blkd	
			ua	a	tot	tfl/yds		int-yds	brup	qbh	fr-yds	ff	kick	saf
31	Dillon Thieneman	3	18	7	25	1.5-4	.	.	3
4	Kydran Jenkins	3	14	7	21	2.5-8	1.5-7
14	Yanni Karlaftis	3	11	6	17	.	.	.	1	1
32	Joseph Jefferson II	3	13	2	15
15	Will Heldt	3	9	5	14	1.5-11	1.5-11	.	.	1	1-16	.	.	.
95	Joe Anderson	3	3	5	8	0.5-1	1	.
20	Winston Berglund	2	7	1	8	2-10	1-8
2	Nyland Green	3	5	3	8	1-9	1-9	.	3	.	.	1	.	.
19	Botros Alisandro	3	4	2	6	.	.	.	2
17	Shitta Sillah	3	6	.	6	1-1
91	Cole Brevard	3	3	2	5	3-7
40	Hudson Miller	3	3	2	5	.	.	.	1	1
0	Jeffrey M'ba	3	2	2	4
10	Kyndrich Breedlove	3	3	1	4	.	.	2-0	3	1
11	Antonio Stevens	1	3	1	4
34	Damarjhe Lewis	2	2	2	4	1	.
92	Mo Omonode	2	.	3	3
55	Jamarius Dinkins	2	1	2	3
97	Jamarrion Harkless	3	.	3	3
18	Demeco Kennedy	3	3	.	3
44	Nick Levy	3	.	2	2
41	Ben Furtney	3	1	1	2
98	Drake Carlson	3	1	1	2
6	Smiley Bradford	1	2	.	2
12	Tarrion Grant	3	2	.	2	1	.	.
1	Markevious Brown	1	1	.	1	.	.	.	1
99	Jireh Ojata	3	1	.	1	1-3	1-3
30	Keelan Crimmins	3	1	.	1
Totals		3	119	60	179	14-54	6-38	2-0	14	4	1-16	2	2	0
Opponents		3	100	50	150	18-96	9-73	1-35	12	4	2-0	1	1	0





2024-25 Purdue Football
Games Played
All games

Page 1/2
as of Oct 13, 2024

##	Player	GP-GS	INS	ND	OSU	Nebr	Wisc	Illini
0	Jeffrey M'ba	6/6	START	START	START	START	START	START
0	Jayden Dixon-Veal	3/0	XXX	XXX	XXX
1	Hudson Card	5/5	START	START	START	START	START	...
1	Markevious Brown	4/4	START	START	START	START
2	Nyland Green	3/3	START	START	START
2	Luke Jones	0/0
3	Derrick Rogers Jr.	2/0	XXX	XXX
3	Jaheim Merriweather	5/0	XXX	...	XXX	XXX	XXX	XXX
4	Kam Brown	5/0	...	XXX	XXX	XXX	XXX	XXX
4	Kydran Jenkins	6/6	START	START	START	START	START	START
5	Marcos Davila	0/0
5	Luke Williams	0/0
6	Arhmad Branch	3/0	XXX	XXX	...	XXX
6	Smiley Bradford	1/0	XXX	...
7	Salim Turner-Muhammad	2/0	XXX	XXX
7	Jahmal Edrine	4/4	START	START	START	START
8	C.J. Madden	3/0	XXX	XXX	XXX
8	De'Nylon Morrisette	6/3	XXX	XXX	START	START	START	XXX
9	C.J. Smith	0/0
9	Joe Strickland	1/0	XXX
10	Kyndrich Breedlove	6/5	START	START	START	XXX	START	START
10	Jesse Watson	1/0	XXX
11	Antonio Stevens	4/4	START	START	START	START
11	Tra'Mar Harris	2/0	XXX	XXX
12	Tarrion Grant	6/3	START	START	START	XXX	XXX	XXX
12	Leland Smith	6/0	XXX	XXX	XXX	XXX	XXX	XXX
13	Jaron Tibbs	6/5	XXX	START	START	START	START	START
13	Koy Beasley	1/0	XXX
14	Yanni Karlaftis	6/3	XXX	XXX	XXX	START	START	START
14	Jake Wilson	0/0
15	Will Heldt	6/6	START	START	START	START	START	START
15	Ryan Browne	3/1	XXX	XXX	START
16	Hudauri Hines	0/0
16	Shamar Rigby	6/4	START	START	START	START	XXX	XXX
17	Shitta Sillah	6/4	START	START	START	START	XXX	XXX
17	Christian Gelov	0/0
18	Bennett Meredith	0/0
18	Demeco Kennedy	6/0	XXX	XXX	XXX	XXX	XXX	XXX
19	Botros Alisandro	6/2	XXX	XXX	XXX	XXX	START	START
19	Tayvion Galloway	0/0
20	Winston Berglund	3/0	XXX	XXX	XXX	...
20	Carson Kitchel	0/0
21	D'Mon Marable	5/0	...	XXX	XXX	XXX	XXX	XXX
22	Owen Davis	0/0
23	Reggie Love III	6/0	XXX	XXX	XXX	XXX	XXX	XXX
23	Trey Smith	4/0	XXX	XXX	XXX	XXX
24	Anthony Brown	6/0	XXX	XXX	XXX	XXX	XXX	XXX
25	Ty Hudkins	6/0	XXX	XXX	XXX	XXX	XXX	XXX
26	Andrew Sowinski	6/0	XXX	XXX	XXX	XXX	XXX	XXX
27	Zeke Williams	1/0	...	XXX
28	Addai Lewellen	0/0
29	Earl Kulp	1/0	XXX
30	Keelan Crimmins	6/0	XXX	XXX	XXX	XXX	XXX	XXX
31	Dillon Thieneman	6/6	START	START	START	START	START	START
32	Joseph Jefferson II	6/2	XXX	XXX	XXX	START	START	XXX
33	Elijah Jackson	6/0	XXX	XXX	XXX	XXX	XXX	XXX
34	Damarjhe Lewis	5/1	START	XXX	XXX	XXX	XXX	...
35	Spencer Porath	6/0	XXX	XXX	XXX	XXX	XXX	XXX
36	R.J. Lopez	0/0
37	Joey Sumlin	1/0	XXX





2024-25 Purdue Football
Games Played
All games

Page 2/2
as of Oct 13, 2024

##	Player	GP-GS	INS	ND	OSU	Nebr	Wisc	Illini
37	Antonio Harris	1/0	XXX
38	Luke Pettaway	0/0
39	Ben Freehill	6/0	XXX	XXX	XXX	XXX	XXX	XXX
40	Hudson Miller	6/0	XXX	XXX	XXX	XXX	XXX	XXX
41	Ben Furtney	6/0	XXX	XXX	XXX	XXX	XXX	XXX
42	Cooper Kitchel	0/0
43	Landon Heard	0/0
43	Claude Strnad	0/0
44	Nick Levy	6/0	XXX	XXX	XXX	XXX	XXX	XXX
44	Ayden Murray	0/0
45	Devin Mockobee	6/6	START	START	START	START	START	START
46	Sterling Smith	0/0
47	Jamari Payne	0/0
48	Bennett Boehnlein	6/0	XXX	XXX	XXX	XXX	XXX	XXX
49	Isaiah Needam	0/0
50	John Randle Jr.	1/0	XXX
51	Landon Drennan	0/0
52	Rod Green	0/0
53	Gus Hartwig	6/6	START	START	START	START	START	START
54	Luke Griffin	6/0	XXX	XXX	XXX	XXX	XXX	XXX
55	Jamarius Dinkins	4/0	XXX	XXX	...	XXX	...	XXX
55	DJ Wingfield	6/6	START	START	START	START	START	START
56	Reese Hill	0/0
57	Tom Ewing	0/0
59	Thomas Tinsley	0/0
61	Aaron Roberts	0/0
63	Marcus Mbow	6/6	START	START	START	START	START	START
65	Jordan King	0/0
66	Anthony Boswell	0/0
67	Drew Woodruff	0/0
68	Jimmy Liston	0/0
70	Max Parrott	0/0
71	Corey Stewart	5/5	...	START	START	START	START	START
72	Jaden Ball	1/0	XXX
73	Jaekwon Bouldin	0/0
74	Joshua Sales Jr.	3/1	START	XXX	XXX
75	Jalen Grant	3/0	XXX	XXX	XXX	...
76	Ethan Trent	1/0	XXX
77	Mahamane Moussa	6/6	START	START	START	START	START	START
78	Bakayne Coly	6/0	XXX	XXX	XXX	XXX	XXX	XXX
79	Joey Tanona	4/0	XXX	XXX	XXX	XXX
80	Ryne Shackelford	0/0
81	George Burhenn	1/0	XXX
82	Drew Biber	6/2	START	XXX	XXX	XXX	XXX	START
83	Andrew Adkison	6/0	XXX	XXX	XXX	XXX	XXX	XXX
84	Nolan Buckman	0/0
85	Caleb Irving	2/0	XXX	XXX
86	Max Klare	6/6	START	START	START	START	START	START
87	Adam Kidder	0/0
88	Donovan Hamilton	0/0
89	Luke Klare	0/0
90	James Hardy	0/0
91	Cole Brevard	6/6	START	START	START	START	START	START
92	Mo Omonode	5/0	XXX	XXX	XXX	XXX	...	XXX
93	Albert Schwartz	0/0
94	Elijah Taylor	0/0
95	Joe Anderson	5/5	...	START	START	START	START	START
96	Logan Jellison	0/0
97	Jamarrion Harkless	6/0	XXX	XXX	XXX	XXX	XXX	XXX
98	Drake Carlson	3/0	XXX	XXX	XXX
##	Player	GP-GS	INS	ND	OSU	Nebr	Wisc	Illini
99	Jireh Ojata	6/0	XXX	XXX	XXX	XXX	XXX	XXX