



# PURDUE BOILERMAKERS

## 2014-15 BASKETBALL GAME NOTES

23 Big Ten Championships | 48 All-Americans | 10 Big Ten Coaches of the Year | 2 No. 1 NBA Draft Picks

### SCHEDULE AND RESULTS

<b>OVERALL RECORD:</b>	<b>0-0</b>
► Non-Conference	0-0
Home	0-0
Away	0-0
Neutral	0-0
► Big Ten	0-0
Home	0-0
Away	0-0

Nov.	Rank	Opponent	Time / Result
2	# -- / --	California (Pa.)	W, 89-52
7	# -- / --	Carroll (Mont.)	W, 90-49
14	\$ -- / --	Samford	7 PM
16	-- / --	IUPUI	3 PM
20	-- / --	Grambling	7 PM
24	\$ -- / RV	vs. Kansas State	9:30 AM
25	\$ -- / --	vs. Arizona / vs. Missouri	TBD
26	\$ -- / --	TBD	TBD

Dec.	Rank	Opponent	Time / Result
2	% -- / RV	North Carolina State	9 PM
6	-- / --	North Florida	2 PM
8	-- / --	IPFW	7 PM
10	-- / --	Arkansas State	7 PM
13	-- / --	at Vanderbilt	9 PM
20	^ -- / RV	vs. Notre Dame	5:15 PM
22	-- / --	Gardner-Webb	6 PM
31	* -- / RV	Minnesota	TBA

Jan.	Rank	Opponent	Time / Result
3	* -- / 24	Michigan	2:15 PM
7	* -- / 3	at Wisconsin	7 PM
10	* -- / RV	Maryland	2:30 PM
17	* -- / --	at Penn State	1 PM
21	* -- / RV	at Illinois	9 PM
24	* -- / RV	Iowa	12 PM
28	* -- / --	Indiana	9 PM
31	* -- / --	at Northwestern	6 PM

Feb.	Rank	Opponent	Time / Result
4	* -- / 20	Ohio State	6:30 PM
7	* -- / RV	at Minnesota	3 PM
12	* -- / --	at Rutgers	7 PM
15	* -- / 21	Nebraska	5:15 PM
19	* -- / --	at Indiana	7 PM
26	* -- / --	Rutgers	9 PM

Mar.	Rank	Opponent	Time / Result
1	* -- / 20	at Ohio State	TBA
4	* -- / 18	at Michigan State	8 PM
7	* -- / RV	Illinois	4:30 PM
11	& -- / --	Big Ten Tournament First Round	TBA
12	& -- / --	Big Ten Tournament Second Round	TBD
13	& -- / --	Big Ten Tournament Quarterfinals	TBD
14	& -- / --	Big Ten Tournament Semifinals	TBD
15	& -- / --	Big Ten Tournament Finals	3:30 PM

• Home games played at Mackey Arena.

• All times Eastern and subject to change.

# Denotes exhibition game.

\$ Denotes EASports Maui Invitational (Lahaina, Hawaii).

% Denotes ACC / Big Ten Challenge (West Lafayette, Ind.).

^ Denotes Crossroads Classic (Indianapolis, Ind.).

& Denotes Big Ten Tournament (Chicago, Ill.).

\* Denotes Big Ten Conference game.

### PURDUE (0-0, 0-0 Big Ten)

### SAMFORD (0-0, 0-0 SoCon)

Friday, November 14, 2014 | 7 PM (ET) | Mackey Arena (14,846) | West Lafayette, Indiana

#### GAME 01: Things You Should Know

- The Purdue men's basketball team officially opens its 117th season of play on Friday night when Southern Conference-member Samford visits Mackey Arena for a 7 PM (ET) tipoff. Tickets are available online at [PurdueSports.com](http://PurdueSports.com), by calling 1-800-49SPORT or at the Mackey Arena ticket office before the game. The game is part of the "mainland" games for the EASports Maui Invitational.
- The Boilermakers are coming off a pair of exhibition wins, outscoring their opponents by almost 40 points per game (89.5 to 50.5 points) and shooting 53.7 percent from the field in the two contests. Purdue got off to hot starts in both contests, outscoring its foes, 99-45, in the first half.
- Purdue showed off its balance in the two exhibition contests, as nine players averaged at least 5.0 points per game and seven players dished out at least two assists in the two games. No player saw more than 36 minutes of action and 11 players played at least 28 minutes.
- Nine of the Boilermakers that made field goals shot over 50.0 percent from the field and Purdue outrebounded its opponents by almost 10 boards per game.
- Freshman **P.J. Thompson** led the team in scoring with 23 points, while **Rapheal Davis** (22), **Bryson Scott** (21) and **A.J. Hammons** (21) all scored over 20 points.

#### Previewing Samford

- Under first-year head coach and former Kentucky great, **Scott Padgett**, Samford enters the season with high hopes by using a fast-paced, up-tempo attack.
- The Bulldogs went just 13-20 a year ago, including 6-10 in the competitive Southern Conference.
- The Bulldogs showed off their new attack last Saturday, defeating Clark Atlanta, 92-69, in an exhibition game in Birmingham. **Darius Jones-Gibson** scored 20 points in just 20 minutes, while sophomore guard **Brandon Roberts** tallied 19 points.
- The game featured 64 fouls and 78 free throw attempts, including 46 attempts by Clark Atlanta. The Bulldogs did commit 18 turnovers.
- **Tyler Hood** is Samford's top returning scorer at 7.9 points per game while starting 26-of-32 games last year. 6-10 center Michael Bradley led Samford's returnees in rebounds (3.6 rpg) a year ago.
- Samford will likely be starting a rookie at point guard in **Christen Cunningham**. The Bulldogs' likely starting lineup averages 6-4. Purdue's is almost 6-7.

#### PURDUE LINEUP

Purdue (2013-14 Averages)	Ht.	Wt.	Yr.	Hometown	GP / GS	PPG	RPG	APG	MPG
F 12 Vince Edwards	6-7	220	Fr.	Middletown, Ohio	0 / 0	---	---	---	---
C 20 A.J. Hammons	7-0	261	Jr.	Gary, Ind.	31 / 25	10.8	7.4	3.1(b)	25.0
G 0 Jon Octeus ( <b>Ock-tee-us</b> )	6-4	175	Sr.	Miami, Fla.	32 / 32	13.4	4.7	2.3	33.6
G 21 Kendall Stephens	6-6	197	So.	St. Charles, Ill.	32 / 16	8.0	1.8	0.8	20.5
G 35 Rapheal Davis ( <b>Ray-fell</b> )	6-5	217	Jr.	Fort Wayne, Ind.	32 / 15	6.0	3.7	1.3	18.5
G 1 Bryson Scott	6-1	206	So.	Fort Wayne, Ind.	32 / 2	6.2	2.6	1.4	15.7
G 2 Jon McKeeman	6-1	190	Jr.	Fort Wayne, Ind.	5 / 0	1.0	0.8	0.0	2.0
G 3 P.J. Thompson	5-10	188	Fr.	Indianapolis, Ind.	0 / 0	---	---	---	---
F 5 Basil Smotherman ( <b>Baz-ull</b> )	6-6	222	So.	Indianapolis, Ind.	32 / 16	5.0	3.8	0.7	18.9
G 11 Stephen Toyra ( <b>Toy-ruh</b> )	6-3	180	Jr.	Lafayette, Ind.	8 / 0	1.5	0.4	0.0	3.8
F 23 Jacquil Taylor ( <b>Juh-keel</b> )	6-9	217	Fr.	Cambridge, Mass.	0 / 0	---	---	---	---
G 24 Anfernee Brown	6-1	190	So.	East Chicago, Ind.	5 / 0	0.4	0.4	0.4	1.8
F 30 Neal Beshears	6-7	198	Sr.	Winchester, Ind.	6 / 0	0.0	0.3	0.0	2.0
G 31 Dakota Mathias ( <b>muh-thigh-us</b> )	6-4	197	Fr.	Elida, Ohio	0 / 0	---	---	---	---
C 44 Isaac Haas ( <b>HAHSS</b> )	7-2	297	Fr.	Piedmont, Ala.	0 / 0	---	---	---	---

Samford (2013-14 Averages)	Ht.	Wt.	Yr.	Hometown	GP / GS	PPG	RPG	APG	MPG
F 35 Tyler Hood	6-6	210	Sr.	Lenoir City, Tenn.	32 / 26	7.9	3.1	0.8	21.2
C 25 Michael Bradley	6-10	250	Sr.	Chattanooga, Tenn.	28 / 9	3.5	3.6	0.3(b)	12.0
G 2 Brandon Hayman	6-3	190	Sr.	Braseltown, Ga.	12 / 0	2.7	1.2	0.2	6.6
G 10 Christen Cunningham	6-2	185	Fr.	Georgetown, Ky.	0 / 0	---	---	---	---
G 15 Darius Jones-Gibson	6-1	175	Jr.	Lexington, Ky.	0 / 0	---	---	---	---



#### EXPERIENCE THE ACTION

Television	BTN Plus on BTN2Go
Announcers	Tommy Barrett, Kylann Scheidt
Radio	Purdue Sports Network
Satellite Radio	None
Radio Talent	Larry Clisby, Rob Blackman, Ralph Taylor
Live Stats (Fans)	<a href="http://PurdueSports.com">PurdueSports.com</a>
Live Stats (Media)	<a href="http://Bit.ly/PurdueLiveStats">Bit.ly/PurdueLiveStats</a>
Twitter Updates	@BoilerBall   @ChrisForman12

#### THE MATCHUP

Category (2013-14 Averages)	Purdue	Samford
2013-14 Record	15-17	13-20
Streak	Loss-7	Loss-1
Scoring Offense	72.2	70.5
Scoring Defense	71.7	76.4
Scoring Margin	+0.5	-5.9
Field Goal Percentage	.427	.474
Field Goal Percentage Defense	.419	.463
Three-Point Percentage	.327	.330
Three-Point Percentage Defense	.326	.370
Free Throw Percentage	.671	.676
Rebound Margin	+3.5	-2.9
Assists Per Game	13.1	13.6
Turnovers Per Game	12.3	12.8
Assist:Turnover Ratio	1.07	1.07
Turnover Margin	-0.69	+1.09
Steals Per Game	5.6	5.6
Blocked Shots Per Game	5.3	3.0

#### QUICK SERIES GLANCE

Overall	Purdue, 1-0
In Mackey Arena	Purdue, 1-0
Current Streak	Purdue, win-1
Painter vs. Samford	First Meeting
Last Meeting	Nov. 23, 2003 (Purdue, 66-50)

## ► QUICK FACTS

Location	West Lafayette, Ind.
Enrollment	38,770
Founded	1869
Nickname	Boilermakers
Colors	Old Gold & Black
President	Mitchell E. Daniels
Athletic Director	Morgan J. Burke
Conference	Big Ten
Arena	Mackey Arena (1967)
Capacity	14,846 (total)
Record	559-132 (.809)
Ticket Office	(800) 49-SPORT

## Coaching Staff

Head Coach	Matt Painter (10th)
Alma Mater (Year)	Purdue (1994)
Record at Purdue (Years)	191-112 (10th)
Overall Record (Years)	216-117 (11th)
Associate Head Coach	Jack Owens (7th)
Alma Mater (Year)	Eastern Illinois (1999)
Assistant Coach	Brandon Brantley (2nd)
Alma Mater (Year)	Purdue (1997)
Assistant Coach	Greg Gary (4th)
Alma Mater (Year)	Tulane (1992)
Director of Operations	Elliot Bloom (6th)
Alma Mater (Year)	Purdue (1999)

## ► MEDIA INFORMATION

- Credentials for Purdue home games are issued to working media only and should be requested as early as possible.
- The Purdue Athletics Communications office now uses SportsSystems to request credentials and parking passes.

[SportsSystems.com/Purdue](http://SportsSystems.com/Purdue)

- Please allow ample time for credentials to be mailed to you. Credentials not mailed can be picked up prior to the game at the media will call at the Mackey Arena media will call area off Northwestern Avenue (under the Mackey Arena sign). Media parking is available inside Ross-Ade Stadium and an adjacent lot outside Ross-Ade Stadium.
- All Purdue practices are closed to the general public. Media members may attend practice through clearance by the Purdue athletics communications office. Media members are invited for practice with clearance by the athletics communications office and television stations can film the first 20 minutes for B-Roll footage.







## ► TELECONFERENCES / RADIO SHOW

- Head coach **Matt Painter** will hold a teleconference typically the day prior to a game, beginning at 11:15 AM (ET). For the dial-in information and dates, please contact Forman at the information below.
- Painter (and the 13 other coaches) will participate on the Big Ten teleconference every Monday morning, beginning January 5. Painter will be slotted for every minutes, every Monday at 10:40 AM (ET). The Big Ten Conference will send out the passcode regarding the teleconferences on Sunday nights.
- Lastly, every Monday at 6 PM (ET) beginning Nov. 17, Coach Painter will join Larry Clisby at Buffalo Wild Wings at the Wabash River Landing. The show will be broadcast on the Purdue Sports Network.

## ► PURDUE ATHLETICS COMMUNICATIONS

**SID Contact:** Chris Forman  
**Email:** [cforman@purdue.edu](mailto:cforman@purdue.edu)  
**Office | Cell:** 765-494-3201 | 413-687-4590  
**Twitter:** @ChrisForman12

## ► PURDUE BASKETBALL SOCIAL MEDIA

			@BoilerBall
			@PurdueSports
			Facebook.com/PurdueMBB

## ■ Exhibition Notes

• Purdue's 78-point margin in its two exhibition victories were easily the largest combined margin of victory in two exhibition games during the Painter era. Next was 64 points to tip off the 2006-07 campaign.

## ■ MARGIN OF VICTORIES IN EXHIBITION GAMES

Year	Opponents	Score	Margin
2014-15	California (Pa.), Carroll (Mont.)	179-101	+78
2006-07	North Dakota, Wis.-Platteville	170-106	+64
2009-10	California (Pa.), Ky. Wesleyan	152-96	+56
2008-09	Florida Southern, Northern St.	175-123	+52
2007-08	Indianapolis, Saginaw Valley St.	175-124	+51
2012-13	Montevallo, Newberry	179-129	+50
2011-12	Northern St., Southern Indiana	143-95	+48
2010-11	Indianapolis, Midwestern St.	160-117	+43
2013-14	Indianapolis, Wayne St. (Neb.)	171-131	+40
2005-06	Pfeiffer, SIU-Edwardsville	172-152	+20

- In two first halves of exhibition play this year, Purdue shot 38-of-63 (.603) from the field, outscoring foes, 99-45.
- In the two exhibition games this year, Purdue had 42 assists on 66 made field goals, assisting on 63.6 percent of its made field goals. Last year, Purdue assisted on just 50.7 percent of its field goals.
- Purdue boasted a 1.83 assist-to-turnover ratio (42:23) in the two exhibition games.
- Purdue's two performances in field goal percentage were among the best during exhibition games during the **Matt Painter** era. During the Painter era, the Boilermakers have shot over 50.0 percent in an exhibition game just four times, all coming in the last three years.

## ■ TOP FG PERCENTAGES IN EXHIBITION GAMES

Date	Opponent	FG-A	Pct.
11-4-13	Wayne State (Neb.)	38-68	.559
11-3-12	Newberry	40-73	.548
11-2-14	California (Pa.)	34-63	.540
11-7-14	Carroll (Mont.)	32-60	.533

## ► BIG TEN INSIDER

### 2014-15 Big Ten Standings

School	Overall	Pct.	Conf.	Pct.	Str.
Illinois	0-0	.000	0-0	.000	
Indiana	0-0	.000	0-0	.000	
Iowa	0-0	.000	0-0	.000	
Maryland	0-0	.000	0-0	.000	
Michigan	0-0	.000	0-0	.000	
Michigan State	0-0	.000	0-0	.000	
Minnesota	0-0	.000	0-0	.000	
Nebraska	0-0	.000	0-0	.000	
Northwestern	0-0	.000	0-0	.000	
Ohio State	0-0	.000	0-0	.000	
Penn State	0-0	.000	0-0	.000	
<b>PURDUE</b>	<b>0-0</b>	<b>.000</b>	<b>0-0</b>	<b>.000</b>	
Rutgers	0-0	.000	0-0	.000	
Wisconsin	0-0	.000	0-0	.000	

### Big Ten Schedule / Results (all times ET)

#### Friday, November 14

• Samford at PURDUE	7 PM
• Mississippi Valley State at Indiana	7 PM
• Morgan State at Penn State	7 PM
• UMass Lowell at Ohio State	7 PM
• Minnesota vs. Louisville	7:30 PM
• Wagner at Maryland	7:30 PM
• Houston Baptist at Northwestern	8 PM
• Georgia Southern at Illinois	9 PM
• Michigan State at Navy	9 PM
• Northern Kentucky at Wisconsin	9 PM
• Hampton at Iowa	9:30 PM

#### Saturday, November 15

• Hillsdale at Michigan	2 PM
-------------------------	------

## ■ Sharing is Caring

• One area that Purdue really struggled in last year was sharing the ball. Through two exhibition games, the Boilermakers have shown a major improvement in the area.

## ■ ASSIST NUMBERS

Category	2013-14 Exh. Games	2013-14 Season	2014-15 Exh. Games
Assists Per Game	14.5	13.1	21.0
Assists / FGM Pct.	.460	.510	.636
Assist:Turnover Ratio	1.12	1.07	1.83

## ■ H&H Block

• Purdue's powerful inside tandem of junior **A.J. Hammons** and freshman **Isaac Haas** had a strong exhibition season and will give the Boilermakers a rather formidable interior attack.

## ■ POWERFUL TANDEM

Category	No.	Avg.	Per 40
Minutes	68	34.0	40.0
Points	39	19.5	22.9
Rebounds	21	10.5	12.4
Blocked Shots	9	4.5	5.3
Field Goals	19-24	.792	
Two-Point Field Goals	18-20	.900	

## ■ Freshmen Snipers

- When **P.J. Thompson** and **Dakota Mathias** arrived on campus, Purdue instantly upgraded its perimeter shooting ability. The duo did not disappoint in the exhibition games.
- The duo shot 11-of-17 (.647) from three-point range, including an 8-of-11 (.727) mark last Friday night against Carroll College (Mont.).
- The rest of the team shot just 5-of-30 (.167) from long distance and 1-of-16 (.063) against the Saints last Friday night.

### Sunday, November 16

• Chattanooga at Wisconsin	1:30 PM
• Northern Kentucky at Nebraska	2 PM
• IUPUI at PURDUE	3 PM
• Fordham at Penn State	5 PM
• Coppin State at Illinois	6 PM
• George Washington at Rutgers	7 PM

### Monday, November 17

• Texas Southern at Indiana	6 PM
• Northwestern at Brown	7 PM
• Central Connecticut State at Maryland	7:30 PM
• Bucknell at Michigan	8 PM
• North Dakota State at Iowa	8 PM

### Tuesday, November 18

• Duke vs. Michigan State	7 PM
• Marquette at Ohio State	7:30 PM
• Central Arkansas at Nebraska	8 PM
• Western Kentucky at Minnesota	8 PM

### Wednesday, November 19

• Fairleigh Dickinson at Rutgers	7:30 PM
• Green Bay at Wisconsin	9 PM

### Big Ten Player of the Week

- November 17
- November 24
- December 1

### Big Ten Freshman of the Week

- November 17
- November 24
- December 1

**P** NUMBERS TO KNOW**8-1**

Purdue is 8-1 in season openers under head coach **Matt Painter**. Six of the wins (all years Purdue made NCAA Tourn.) have been by 25 or more points.

**.537**

Purdue shot 53.7 percent from the field in its two exhibition games (66-of-123). It is the highest percentage for a pair of exhibition games in the Painter era.

**1.83**

Purdue recorded an assist-to-turnover ratio of 1.83 (42:23) during the exhibition games; last year's team boasted a 1.07 assist-to-turnover ratio.

**■ Boilers Steam Into Season Opener**

• Purdue enters its 117th season of collegiate basketball with a 95-21 record in season openers, including an 8-1 mark under **Matt Painter**.

**■ SEASON OPENERS UNDER PAINTER**

Date	Opponent	Site	Result	Score
11-19-05	Wofford	Home	W	82-75
11-13-06	Northern Colorado	Home	W	90-58
11-15-07	Bethune-Cookman	Home	W	66-40
11-14-08	Detroit	Home	W	82-50
11-13-09	Cal State-Northridge	Home	W	89-64
11-14-10	Howard	Home	W	76-40
11-11-11	Northern Illinois	Home	W	96-34
11-9-12	Bucknell	Home	L	65-70
11-8-13	Northern Kentucky	Home	W	77-76

- Purdue has won 31 of its last 37 openers, dating back to 1977-78.
- Purdue is averaging 80.3 points per game in **Matt Painter** season openers, while allowing just 56.3 points per game.
- From the 2006-07 season opener to the 2011-12 season opener, Purdue allowed just 47.7 points per game. In the last two seasons, Purdue has allowed 73.0 points per game.
- Just three times in the Painter era (2006, 2013, 2014) have the Boilermakers allowed opponents to score 70 points in a season opener.
- In fact, Purdue has held more teams (4) to 50 points or less in the season opener than its allowed teams (3) to score 70 or more points.

**■ Hello, World**

- Purdue could have as many as five players make their Division I regular-season debut on Nov. 14 against Samford as **Vince Edwards, Isaac Haas, Dakota Mathias, Jacquil Taylor** and **P.J. Thompson** will all suit up for their first official collegiate contest.
- No current player on the Purdue roster has scored more than six points or played more than 16 minutes in a season opener.
- Below is a look at how Purdue's current players have done in their debut in a Division I jersey.

Name	Pts.	Reb.	Ast.	Stl.	Blk.	Min.
Davis vs. Bucknell	4	3	1	0	0	14
Beshears vs. N. Illinois	3	0	0	0	0	2
Hammons vs. Bucknell	2	5	0	0	1	12
Toyra vs. Hofstra	0	0	0	0	0	2
McKeeman vs. W. Illinois	0	0	0	0	0	1
Octeus vs. Montana	2	1	0	0	0	12
Scott vs. N. Kentucky	4	0	1	0	0	11
Smotherman vs. N. Kentucky	0	2	0	0	0	14
• Stephens vs. N. Kentucky	6	0	1	1	0	16

**■ Big Margins In Season Openers**

- Purdue has won by at least 25 points in six of **Matt Painter's** nine season openers, including by a modern-day school-record 62 points against Northern Illinois to tip off the 2011-12 season. In each of those six seasons they won their opener by 25 points or more, the Boilermakers advanced to the NCAA Tournament.
- Going even further back, in the last 11 occurrences dating back to the 1982-83 opener that Purdue won its season opener by at least 25 points, the Boilermakers made the NCAA Tournament.

Date	Opponent	Score	Final	Posts.
12-1-73	SIU Edwardsville	117-71	21-9	NIT
11-27-82	Eastern Illinois	83-54	21-9	NCAA
11-26-85	Stetson	88-52	22-10	NCAA
11-28-86	Stetson	97-65	25-5	NCAA
11-13-98	UNC Asheville	101-64	21-13	NCAA
11-22-02	Miami (Ohio)	73-46	19-11	NCAA
11-13-06	Northern Colorado	90-58	22-12	NCAA
11-15-07	Bethune-Cookman	66-40	25-9	NCAA
11-14-08	Detroit	82-50	27-10	NCAA
11-13-09	Cal State Northridge	89-64	29-6	NCAA
11-14-10	Howard	76-40	26-8	NCAA
11-11-11	Northern Illinois	96-34	22-13	NCAA

**■ Freshmen Starters**

- Just 15 players (true or redshirt) in school history have earned the starting nods in a season opener. Ten of them have come during the Painter era.

**P** NATIONAL RANKINGS**Associated Press Poll (Preseason)**

Rk.	School	Rec.	Pts.	Prev.
1.	Kentucky (52)	29-11	1,604	
2.	Arizona (5)	33-5	1,518	
3.	<b>Wisconsin (8)</b>	<b>30-8</b>	<b>1,483</b>	
4.	Duke	26-9	1,415	
5.	Kansas	25-10	1,346	
6.	North Carolina	24-10	1,274	
7.	Florida	36-3	1,153	
8.	Louisville	31-6	1,114	
9.	Virginia	30-7	1,090	
10.	Texas	24-11	1,061	
11.	Wichita State	35-1	1,027	
12.	Villanova	29-5	885	
13.	Gonzaga	29-7	840	
14.	Iowa State	28-8	781	
15.	VCU	26-9	574	
16.	San Diego State	31-5	560	
17.	Connecticut	32-8	552	
18.	<b>Michigan State</b>	<b>29-9</b>	<b>521</b>	
19.	Oklahoma	23-10	426	
20.	<b>Ohio State</b>	<b>25-10</b>	<b>340</b>	
21.	<b>Nebraska</b>	<b>19-13</b>	<b>309</b>	
22.	SMU	27-10	285	
23.	Syracuse	28-6	178	
24.	<b>Michigan</b>	<b>28-9</b>	<b>167</b>	
T-25.	Harvard	27-5	98	
T-25.	Utah	21-12	98	

**ORV (Purdue foes):** Iowa, Minnesota, Kansas State, N.C. State, Notre Dame, Maryland, Illinois (Pittsburgh, BYU)

**USA Today Coaches Poll (Preseason)**

Rk.	School	Rec.	Pts.	Prev.
1.	Kentucky (24)	29-11	785	
2.	Arizona (3)	33-5	746	
3.	Duke (2)	26-9	715	
4.	<b>Wisconsin (3)</b>	<b>30-8</b>	<b>706</b>	
5.	Kansas	25-10	654	
6.	North Carolina	24-10	598	
7.	Florida	36-3	568	
8.	Virginia	30-7	519	
9.	Louisville	31-6	507	
10.	Texas	24-11	479	
11.	Wichita State	35-1	471	
12.	Villanova	29-5	439	
13.	Gonzaga	29-7	423	
14.	Iowa State	28-8	323	
15.	Connecticut	32-8	292	
16.	VCU	26-9	259	
17.	San Diego State	31-5	251	
18.	<b>Michigan State</b>	<b>29-9</b>	<b>241</b>	
19.	Oklahoma	23-10	237	
20.	<b>Ohio State</b>	<b>25-10</b>	<b>223</b>	
21.	<b>Nebraska</b>	<b>19-13</b>	<b>156</b>	
22.	SMU	27-10	149	
23.	<b>Michigan</b>	<b>28-9</b>	<b>139</b>	
24.	Syracuse	28-6	128	
25.	<b>Iowa</b>	<b>20-13</b>	<b>56</b>	

**ORV (Purdue foes):** Kansas State, Minnesota, Notre Dame, Illinois

**Freshmen Starters vs. Opponent**

11-8-13	Jay Simpson vs. Northern Kentucky
11-8-13	Kendall Stephens vs. Northern Kentucky
11-9-12	Ronnie Johnson vs. Bucknell
11-14-08	Lewis Jackson vs. Detroit
11-15-07	Robbie Hummel vs. Bethune-Cookman
11-15-07	JaJuan Johnson vs. Bethune-Cookman
11-15-07	E'Twaun Moore vs. Bethune-Cookman
11-19-05	Nate Minnoy vs. Wofford
11-19-05	Chris Lutz vs. Wofford
11-19-05	Marcus Green vs. Wofford
11-24-96	Brian Cardinal vs. Idaho
11-24-96	Mike Robinson vs. Idaho
11-24-90	Cornelius McNary vs. Stetson
11-29-80	Russell Cross vs. Colorado State
12-2-72	Bruce Parkinson vs. Indiana State

**Most Points by FR in opener:** 25 (Nate Minnoy and Russell Cross)

**Most Rebounds by FR in opener:** 9 (Patrick Bade)

**Most Assists by FR in opener:** 10 (Bruce Parkinson)

**Most Minutes by FR in opener:** 37 (Ronnie Johnson)

**■ November Reign**

- Purdue has dominated the opposition at home during the month of November, going 30-1 (.968) under head coach **Matt Painter**. The lone loss was on Nov. 9, 2012, to Bucknell (70-65). The average margin of victory in those games is 22.7 points (703 points).
- Going back further, Purdue is 65-7 (.903) all-time at Mackey Arena during the month of November. Legendary coach **Gene Keady** owned a 35-6 (.854) record in home games during the month.

**■ Seeing Double**

- Since 1977, there have been just nine double-doubles recorded in season openers. However, the list of people to accomplish them is a whos-who of Purdue basketball history.

Date	Name vs. Opponent	Pts.	Reb.
11-26-77	Joe Barry Carroll vs. Xavier	22	11
11-25-78	Joe Barry Carroll vs. La.-Lafayette	27	11
11-28-86	Melvin McCants vs. Stetson	12	10
11-20-87	Troy Lewis vs. Ark.-Little Rock	18	11
11-25-94	Brandon Brantley vs. Niagara	22	10
11-25-95	Roy Hairston vs. [12] Memphis	30	14
11-14-97	Brad Miller vs. LIU Brooklyn	19	12
11-19-04	Carl Landry vs. Miami (Ohio)	25	16
11-14-10	JaJuan Johnson vs. Howard	10	12

**■ At Home vs. Winless Teams During Painter Era**

- Purdue's opponent in the season opener, Samford, will enter the game with a 0-0 record. The Boilermakers are 14-1 against teams that are winless entering the game during the **Matt Painter** era.
- The loss to Bucknell (0-0) to tip off the 2012-13 season has been the only loss for Painter against a winless team.

Date	Opponent	Opp. W-L	Result
11-13-06	Northern Colorado	0-1	W, 90-58
11-15-07	Bethune-Cookman	0-0	W, 66-40
12-5-07	Ball State	0-6	W, 70-57
11-14-08	Detroit	0-0	W, 82-50
12-6-08	Arkansas-Pine Bluff	0-6	W, 90-42
11-13-09	Cal State Northridge	0-0	W, 89-64
11-14-10	Howard	0-0	W, 76-40
11-17-10	Alcorn State	0-2	W, 103-48
11-11-11	Northern Illinois	0-0	W, 96-34
11-23-11	Western Michigan	0-4	W, 80-37
11-9-12	Bucknell	0-0	L, 65-70
11-11-12	Hofstra	0-1	W, 83-54
11-8-13	Northern Kentucky	0-0	W, 77-76
11-13-13	Central Connecticut State	0-1	W, 109-73
11-17-13	Rider	0-1	W, 81-73
11-14-14	Samford	0-0	



# GAME 01 | PURDUE VS. SAMFORD | NOVEMBER 14, 2014



## THE SAMFORD SERIES

All-time	Purdue, 1-0
Streak	Purdue, win-1
At Mackey Arena	Purdue, 1-0
At Opponent	0-0
Painter vs. Opponent	0-0
Painter vs. Southern Conference	3-1
Padgett vs. Purdue	0-0
Purdue Points (Avg.)	66 (66.00)
Samford Points (Avg.)	50 (50.00)

vs. Samford	Rank	Site	Result	Score
11-23-03	-- / --	H	W	66-50

vs. Southern Conference	GP	W	L	Pct.
Chattanooga	4	4	0	1.000
The Citadel	0	0	0	.000
East Tennessee State	1	1	0	1.000
Furman	1	1	0	1.000
Mercer	0	0	0	.000
Samford	1	1	0	1.000
UNC Greensboro	0	0	0	.000
VMI	0	0	0	.000
Western Carolina	3	3	0	1.000
Wofford	2	1	1	.500
<b>TOTALS</b>	<b>12</b>	<b>11</b>	<b>1</b>	<b>.917</b>

vs. State of Alabama (D-I)	GP	W	L	Pct.
Alabama	8	5	3	.625
Alabama A&M	1	1	0	1.000
Auburn	2	1	1	.500
Samford	1	1	0	1.000
South Alabama	1	1	0	1.000
UAB	1	1	0	1.000
<b>TOTALS</b>	<b>14</b>	<b>10</b>	<b>4</b>	<b>.714</b>

On This Date (4-0)	Result	Score
11-14-97 LIU Brooklyn	W	119-95
11-14-08 Detroit	W	82-50
11-14-10 Howard	W	76-40
11-14-11 High Point	W	67-65

• In the 1997 season opener against LIU Brooklyn, Purdue shot a school-record 77.0 percent (47-of-61) from the field. The 37 assists were also a school record and offset 37 Boilermaker turnovers, the second most in school history. The two teams combined for 65 turnovers. Chad Austin scored 24 points, while Mike Robinson added 20 points for Purdue.

## Quick Starts Are The Key

• Purdue has started 3-0 (or better) in 16 of the last 35 seasons, dating back to the 1979-80 season. Fifteen of Purdue's last 16, 3-0 starts have ended in a postseason tournament appearance at the end of the year. However, the lone time it did not make the postseason came last year.

• The Boilermakers have started 3-0 (or better) six times under head coach **Matt Painter**, including last year.

Year	Start	Final	Post.
1979-80	6-0	23-10	NCAA Final Four
1982-83	5-0	21-9	NIT 2nd Rd.
1983-84	7-0	22-7	NCAA 1st Rd.
1986-87	7-0	25-5	NCAA 2nd Rd.
1992-93	9-0	18-10	NCAA 1st Rd.
1993-94	14-0	29-5	NCAA Elite Eight
1994-95	3-0	25-7	NCAA 2nd Rd.
1997-98	5-0	28-8	NCAA Sweet 16
1998-99	3-0	21-13	NCAA Sweet 16
2003-04	6-0	17-14	NIT 2nd Rd.
2007-08	3-0	25-9	NCAA 2nd Rd.
2008-09	5-0	27-10	NCAA Sweet 16
2009-10	14-0	29-6	NCAA Sweet 16
2010-11	5-0	26-8	NCAA 3rd Rd.
2011-12	4-0	22-13	NCAA 3rd Rd.
2013-14	5-0	15-17	---

## Big Exhibition Wins Equal Season Success

• Purdue earned a pair of big wins during the exhibition season, which usually means season success. Five times during the **Matt Painter** era, Purdue has won both of its exhibition games by 20 or more points. In all five seasons it has done so, it reached the NCAA Tournament.

Year	Opponent	Score	Record
2006-07	North Dakota	W, 92-60	22-12
	Wisconsin-Platteville	W, 78-56	
2007-08	Indianapolis	W, 89-64	25-9
	Saginaw Valley State	W, 86-60	
2008-09	Florida Southern	W, 94-62	27-10
	Northern State	W, 81-61	
2009-10	California, Pa.	W, 78-44	29-6
	Kentucky Wesleyan	W, 74-52	
2010-11	Indianapolis	W, 82-59	26-8
	Midwestern State	W, 78-58	
2013-14	California (Pa.)	W, 89-52	???
	Carroll (Mont.)	W, 90-49	

## Dos Altos

• Purdue is one of four teams nationally to have a pair of seven-footers on its roster. Coach Painter has hinted at a small possibility of playing **Isaac Haas** and **A.J. Hammons** together.

• With the addition of 6-9 **Jacquil Taylor**, the trio's reach is 27-feet, 8-inches and the wingspan of the trio is 23-feet, 4-inches.

Team	Players	Height	Weight
Florida State	Boris Bojanovsky	7-3	240
	Michael Ojo	7-1	292
	Kiel Turpin	7-0	240
Arizona	Dusan Ristic	7-0	245
	Kaleb Tarczewski	7-0	245
Oklahoma State	Anthony Allen, Jr.	7-1	240
	Marek Soucek	7-0	240
Purdue	<b>Isaac Haas</b>	<b>7-2</b>	<b>297</b>
	<b>A.J. Hammons</b>	<b>7-0</b>	<b>261</b>

## Freshmen Play Under Painter

• Coach Painter has never been shy about playing freshmen and the trend will likely continue this year. Five freshmen enter the mix as part of a recruiting class ranked in the nation's top 30.

• Four of the top six single-season freshmen class scoring performances have come under Painter, including last year's freshmen class scoring 726 points to rank sixth on the list.

Year	Points	Avg.	Leader
2007-08	1,267	37.3	E'Twaun Moore (437)
2012-13	1,054	31.0	A.J. Hammons (359)
1996-97	1,038	34.6	Brian Cardinal (319)
1974-75	928	33.1	Water Jordan (394)
2005-06	738	26.4	Chris Lutz (257)
2013-14	726	22.7	Kendall Stephens (256)

• In addition, there have been only 15 freshmen in school history to start a season opener. Ten of them have come during the Painter era, including **Jay Simpson** (redshirt) and **Kendall Stephens** (true) a year ago.

## Free Throws a Point of Emphasis

• Head coach **Matt Painter** knew that to be better this year, the Boilermakers MUST be better from the free throw line.

• In the two preseason scrimmages, the Boilermakers connected on 82-of-110 (.745) free throws, including a remarkable 23-of-29 (.793) from their two 7-foot centers (Hammons and Haas).

• However, the Boilermakers then resorted to last year's ways in the exhibition opener, making just 14-of-26 (.538) of their free throw attempts including 0-of-5 from Hammons and Haas.

• In last year's two exhibition games, the Boilermakers went a combined 34-of-53 (.642) from the charity stripe.



## EXHIBITION STATISTICS (2014-15 Season)

#	Player	Total					3-Point		F-Throw		Rebounds																				
		gp-gs	min	avg	fg-fga	fg%	3fg-fga	3fg%	ft-fa	ft%	off	def	tot	avg	pf	dq	a	to	blk	stl	pts	avg									
03	Thompson, P.J.	2-0	35	17.5	9-15	.600	5-8	.625	0-0	.000	1	3	4	2.0	2	0	7	2	0	5	23	11.5									
35	Davis, Rapheal	2-2	29	14.5	7-12	.583	0-3	.000	8-8	1.000	1	6	7	3.5	1	0	2	1	1	0	22	11.0									
01	Scott, Bryson	2-0	28	14.0	6-9	.667	0-0	.000	9-12	.750	1	3	4	2.0	2	0	7	2	1	4	21	10.5									
20	Hammons, A.J.	2-2	33	16.5	10-13	.769	1-4	.250	0-2	.000	3	10	13	6.5	2	0	1	2	7	1	21	10.5									
31	Mathias, Dakota	2-0	33	16.5	6-10	.600	6-9	.667	0-0	.000	0	4	4	2.0	5	0	2	3	0	2	18	9.0									
44	Haas, Isaac	2-0	35	17.5	9-11	.818	0-0	.000	0-3	.000	2	6	8	4.0	3	0	0	4	2	0	18	9.0									
00	Octeus, Jon	2-2	36	18.0	4-5	.800	0-0	.000	7-9	.778	4	3	7	3.5	5	0	3	0	0	1	15	7.5									
21	Stephens, Kendall	2-2	36	18.0	4-12	.333	3-11	.273	0-0	.000	1	6	7	3.5	2	0	6	0	1	2	11	5.5									
05	Smotherman, Basil	2-0	30	15.0	4-8	.500	0-1	.000	2-2	1.000	3	4	7	3.5	0	0	6	2	1	2	10	5.0									
12	Edwards, Vince	2-2	36	18.0	3-8	.375	0-2	.000	2-5	.400	4	5	9	4.5	0	0	6	2	0	0	8	4.0									
11	Toyra, Stephen	2-0	10	5.0	2-2	1.000	1-1	1.000	2-4	.500	0	1	1	0.5	1	0	0	2	0	0	7	3.5									
23	Taylor, Jacquil	2-0	33	16.5	2-9	.222	0-4	.000	1-2	.500	1	6	7	3.5	2	0	1	2	2	3	5	2.5									
24	Brown, Anfernee	2-0	8	4.0	0-3	.000	0-1	.000	0-0	.000	0	0	0	0.0	1	0	0	1	0	1	0	0.0									
02	McKeeman, Jon	2-0	8	4.0	0-3	.000	0-2	.000	0-0	.000	0	0	0	0.0	0	0	0	0	0	0	0	0.0									
30	Beshears, Neal	2-0	10	5.0	0-3	.000	0-1	.000	0-0	.000	0	2	2	1.0	0	0	1	0	0	1	0	0.0									
Team											1	7	8																		
Total.....		2	400		66-123	.537	16-47	.340	31-47	.660	22	66	88	44.0	26	0	42	23	15	22	179	89.5									
Opponents.....		2	400		39-127	.307	9-41	.220	14-21	.667	25	44	69	34.5	39	1	20	36	5	14	101	50.5									

### ■ The Sultan of Swat

- **A.J. Hammons** knows what is ahead of him and that the success of Purdue basketball rests largely on his wide shoulders. If the preseason is any indication, the Boilers may be in good hands.
- Hammons has had an outstanding preseason and is Purdue's leading returning scorer (10.8 ppg), rebounder (7.4 rpg) and shot blocker (3.1 bpg).
- Hammons needs just 12 blocked shots to move into a third-place tie with **Russell Cross** (1981-83; 175) on the Purdue career rejections list.
- Hammons has had five games (in 65 career games) where he has recorded six or more blocked shots. By comparison, **Joe Barry Carroll** had eight games of six or more blocks in 123 contests.
- Among active players nationally, Hammons ranks 11th in career blocked shots, but is fourth among juniors.

Block Leaders (among Jrs.)	Team	GP	Blks.	Avg.
Chris Obekpa	St. John's	65	227	3.49
Chris Horton	Austin Peay	61	192	3.15
Willie Cauley-Stein	Kentucky	66	166	2.52
<b>A.J. Hammons</b>	<b>Purdue</b>	<b>65</b>	<b>163</b>	<b>2.51</b>

### ■ Oteus Prime Ready For Primetime

- The Boilermakers received big news in early October when Colorado State transfer **Jon Oteus** announced he will be attend Purdue and be eligible immediately via the NCAA's graduate-student transfer rule.
- Oteus, who will seek his master's degree in the school of technology, averaged 13.4 points, 4.7 rebounds and 2.3 assists per game at Colorado State, while starting all 32 games.
- Oteus averaged over 20.0 points per game against ranked opposition, scoring 27 points against Gonzaga and 24 against San Diego State. Over the last 13 games of the season, Oteus averaged 16.6 points per game.
- The most-telling statistic of Oteus' game is his ability to get to the free throw line. Oteus had seven games where he attempted at least 10 free throws. Last year, Purdue's team had just 10 such instances.

### ■ Sophomores Coming Off Big Rookie Campaigns

- This year's sophomore class is coming off a strong rookie campaign and has hopes of helping return the Boilermakers to the NCAA Tournament.
- The group scored 726 points (22.7 points per game) a year ago, the sixth most by a freshman class in school history. All three players reached some sort of accolades during the year.
- **Kendall Stephens** earned All-Big Ten Freshman team accolades after making 64 three-pointers, the second most by a freshman in school history.
- **Basil Smotherman** shot 58.0 percent from the field, the third-best percentage by a freshman in school history (min. 100 attempts).
- **Bryson Scott** became the first Boilermaker freshman in school history to be named Big Ten Freshman of the Week twice.

### ■ Protecting The Rim

- Purdue's 168 blocked shots were the second most in a season in school history, while its 5.3 blocked shots per game average was the highest mark in school history. Purdue led the conference in blocked shots per game for the first time during the **Matt Painter** era.

### ■ Boilers' Defense Struggles

- Meanwhile, the Purdue defense struggled allowing 71.7 points per game, the highest average for opponents since the 1997-98 season (72.3 points per game). Purdue allowed opponents to reach 70 points in 19 games, posting a 6-13 record when opponents reached that mark. Purdue was 9-4 when holding foes to 69 or fewer points.

### ■ Tracking the Returnees

- Purdue returns three starters from last year's team that went 15-17 overall. The three starters (Hammons, Smotherman, Stephens) combined for 57 starts among them while **Rapheal Davis** (15) and **Bryson Scott** (2) added 17 starts between them for a total of 74 starts returning.
- The 74 returning starts from the previous year are the fourth fewest for a Painter-coached squad at Purdue. The only years that had fewer returning starts were 2012-13 (53), 2007-08 (59) and 2006-07 (55).
- This marks the fourth time under Painter that the team returns fewer than 75 starts from the previous year. The combined record of those three squads is 63-38 with a pair of NCAA Tournament appearances (2007, 2008).

Year	Returning Starters	Ret. Starts From Prev. Yr.	Final Record
2014-15	3	74	???
2013-14	4	105	15-17
2012-13	1	53	16-18
2011-12	3	99	22-13
2010-11	3	116	26-8
2009-10	5	176	29-6
2008-09	5	161	27-10
2007-08	2	59	25-9
2006-07	2	55	22-12
2005-06	3	93	9-19

### ■ Glass-Cleaners

- Purdue led the Big Ten in offensive rebounds per game in all contests (13.9) and conference games only (13.6). The 13.9 offensive rebounds per game were the most for a season during the Painter era.
- Purdue's plus-3.5 rebound margin was good for fourth in the Big Ten, its highest finish in the Big Ten during the Painter era. The plus-3.5 rebound margin was the second-best total during the **Matt Painter** era.
- In league play only, Purdue boasted a plus-4.9 margin, good for second in the league.

## ► INSIDE THE NUMBERS

- Purdue has won 73 straight games when scoring 90 or more points.
- Purdue was 1-7 a year ago in games decided between 10 and 19 points.
- Purdue went 5-2 last year and is 76-9 under Painter when shooting at least 48.0 percent.
- Purdue went 12-4 last year when shooting a higher field goal percentage than its opponent; 3-13 when opponents did so.
- Purdue entered the 2013-14 season with a 119-27 record under Painter when outrebounding opponents, but went just 10-12 a year ago.
- Purdue was 11-4 when attempting more free throws than its opponent, but just 4-13 when opponents attempted more.
- Purdue started 13 different starting lineups in 2013-14 after starting 11 the previous year.
- Since the start of the 2012-13 season, **Matt Painter** has started 24 different starting combinations in 66 games.
- In each of the previous six years (2008-13), Purdue ranked in the nation's top 99 in assist:turnover ratio; last year, Purdue was 145th.
- Almost 50.0 percent (1,100-of-2,312) of Purdue's scoring last year was in the paint.
- Last year, opponents scored at least 70 points in six of the last seven, 10 of the last 13 outings and in 19 of 32 games overall.
- Purdue held 21 of a possible 31 opponents under their scoring averages entering the game.
- Purdue held 20 of a possible 31 opponents under their pregame field goal percentages.
- Purdue was 11-15 last year when outscoring foes in second-chance points, 4-2 when it didn't.
- Purdue was 12-4 last year when outscoring opponents in points off turnovers, 3-13 when it didn't.
- Purdue owns an eight-game home non-conference winning streak and is 67-5 (.931) under Painter at home vs. non-conference foes.

## ► MEDIA AVAILABILITY (November 17-23; Contact Chris Forman [cforman@purdue.edu] for details).

Monday November 17	Tuesday November 18	Wednesday November 19	Thursday November 20	Friday November 21	Saturday November 22	Sunday November 23
• No Availability ► Painter Radio Show • 6:00 pm • Buff. Wild Wings	► Student-Athletes • 1:15 pm • Cardinal Court	► Coach Painter • 11:15 pm • Teleconference • Forman for details	► GAMEDAY • Gambling • 7:00 pm • Mackey Arena	• No Availability	• No Availability	► Student-Athletes ► Coach Painter • TBA in Hawai'i • Location TBA

## ► MACKEY ARENA HISTORY

<b>First Game</b>	Dec. 2, 1967; [1] UCLA 73, Purdue 71
<b>Games   Sellouts</b>	691   350
<b>Overall Record</b>	559-132 (.809)
<b>Non-Conference Record</b>	257-34 (.883)
<b>Big Ten Record</b>	302-98 (.755)
<b>Total Attendance (Avg.)</b>	9,154,950 (13,248)
<b>Most Wins / Season</b>	16 (2011, 2008, 2007)

### Mackey Arena Yearly Records

Year	Overall	Pct.	B10	Pct.	Attn.	Avg.
1967-68	11-2	.846	7-0	1.000	180,102	13,854
1968-69	11-0	1.000	7-0	1.000	155,298	14,118
1969-70	11-1	.917	6-1	.857	169,476	14,123
1970-71	9-4	.692	5-2	.714	175,240	13,480
1971-72	8-4	.667	3-4	.429	164,412	13,701
1972-73	10-2	.833	5-2	.714	154,788	12,899
1973-74	12-2	.857	7-0	1.000	174,244	12,446
1974-75	11-1	.917	8-1	.889	164,448	13,704
1975-76	8-5	.615	6-3	.667	169,390	13,030
1976-77	11-3	.786	8-1	.889	192,738	13,767
1977-78	11-1	.917	9-0	1.000	159,300	13,275
1978-79	15-2	.882	8-1	.889	231,795	13,635
1979-80	15-2	.882	8-1	.889	234,345	13,785
1980-81	12-3	.800	6-3	.667	197,910	13,194
1981-82	12-4	.750	6-3	.667	213,040	13,315
1982-83	13-1	.929	8-1	.889	188,608	13,472
1983-84	12-1	.923	8-1	.889	173,147	13,319
1984-85	12-4	.750	6-3	.667	202,784	12,674
1985-86	13-2	.867	7-2	.778	200,085	13,339
1986-87	12-1	.923	8-1	.889	183,599	14,123
1987-88	15-1	.938	9-0	1.000	218,384	13,649
1988-89	11-3	.786	6-3	.667	197,722	14,123
1989-90	12-1	.923	8-1	.889	180,843	13,911
1990-91	11-5	.688	6-3	.667	223,664	13,979
1991-92	13-5	.722	5-4	.556	242,370	13,465
1992-93	9-5	.643	4-5	.444	197,722	14,123
1993-94	13-1	.929	8-1	.889	197,722	14,123
1994-95	12-1	.923	8-1	.889	183,599	14,123
1995-96	13-1	.929	8-1	.889	197,162	14,083
1996-97	11-3	.786	7-2	.778	196,770	14,055
1997-98	13-1	.929	7-1	.875	197,722	14,123
1998-99	12-4	.750	4-4	.500	225,968	14,123
1999-00	12-2	.857	7-1	.875	194,152	13,868
2000-01	11-7	.611	4-4	.500	215,244	11,958
2001-02	11-4	.733	5-3	.625	178,020	11,868
2002-03	14-1	.933	7-1	.875	158,280	10,552
2003-04	9-5	.643	4-4	.500	163,814	11,701
2004-05	6-9	.400	3-5	.375	175,215	11,681
2005-06	9-5	.643	3-5	.375	149,618	10,687
2006-07	16-1	.941	7-1	.875	199,733	11,749
2007-08	16-1	.941	9-0	1.000	209,865	12,345
2008-09	15-3	.833	7-2	.778	256,744	13,708
2009-10	14-2	.875	7-2	.778	218,896	13,681
2010-11	16-0	1.000	9-0	1.000	222,659	13,916
2011-12	13-4	.765	5-4	.556	226,504	13,324
2012-13	12-7	.632	5-4	.556	225,286	11,857
2013-14	12-5	.706	4-5	.444	216,553	12,738
2014-15						

### vs. Big Ten Opponents

Opponent	GP	W	L	Pct.	Str.
Illinois	41	30	11	.732	W-4
Indiana	42	30	12	.714	W-1
Iowa	41	31	10	.756	W-6
Maryland	0	0	0	.000	---
Michigan	43	27	16	.628	L-2
Michigan State	42	28	14	.667	L-3
Minnesota	43	37	6	.860	W-6
Nebraska	3	3	0	1.000	W-3
Northwestern	43	38	5	.884	L-1
Ohio State	42	25	17	.595	L-2
Penn State	19	17	2	.895	W-7
Rutgers	2	1	1	.500	W-1
Wisconsin	41	37	4	.902	L-2

**PURDUE IN THE RECORD BOOKS / MILESTONES**

**Blocked Shots / Season**

Rk.	Player	Blks.	Year
1.	Joe Barry Carroll	105	1978
2.	<b>A.J. Hammons</b>	<b>96</b>	<b>2014</b>
3.	Joe Barry Carroll	92	1980
4.	Joe Barry Carroll	82	1977
5.	JaJuan Johnson	79	2011

**Blocked Shots Average / Season**

Rk.	Player	Avg.	Year
1.	Joe Barry Carroll	3.89	1978
2.	<b>A.J. Hammons</b>	<b>3.10</b>	<b>2014</b>
3.	Joe Barry Carroll	2.93	1977
4.	Joe Barry Carroll	2.79	1980
5.	John Allison	2.72	2001

**Blocked Shots / Career**

Rk.	Player	Years	Blks.
1.	Joe Barry Carroll	1977-80	349
2.	JaJuan Johnson	2008-11	263
3.	Russell Cross	1981-83	175
4.	John Allison	1999-02	165
5.	<b>A.J. Hammons</b>	<b>2013-p.</b>	<b>163</b>
	Brad Miller	1995-98	163

**Blocked Shot Average / Career**

Rk.	Player	Years	GP	Blks.	Avg.
1.	Joe Barry Carroll	1977-80	123	349	2.84
2.	<b>A.J. Hammons</b>	<b>2013-p.</b>	<b>65</b>	<b>163</b>	<b>2.51</b>
3.	Russell Cross	1981-83	93	175	1.88
	JaJuan Johnson	2008-11	140	263	1.88
5.	John Allison	1999-02	120	165	1.38

► Minimum 50 games played.

**Milestones**

Category	Player	Needs...
Points	A.J. Hammons	6 for 700
Points	Jon Octeus	4 for 600
Points	Rapheal Davis	14 for 400
Points	Bryson Scott	3 for 200
Blocked Shots	A.J. Hammons	2 for 165 (4th / career)
Blocked Shots	A.J. Hammons	12 for 175 (3rd / career)

**Road Warriors**

Purdue's 37 "true" road wins since the 2007-08 season are the fourth most in the Big Ten (Michigan State, Wisconsin, Ohio State). These four programs are the only Big Ten schools with a winning percentage greater than 40.0 percent on the road during that span.

Team	2008	2009	2010	2011	2012	2013	2014	2015	Total
Michigan St.	4-6	9-1	9-4	2-8	7-4	6-5	7-3	0-0	45-31
Wisconsin	10-2	4-7	5-5	5-6	7-4	5-6	8-3	0-0	44-33
Ohio State	3-8	4-6	6-5	9-2	7-4	5-5	5-5	0-0	39-35
PURDUE	6-5	5-5	8-2	7-5	5-5	4-7	2-8	0-0	37-37
Illinois	3-8	5-5	6-6	3-7	3-7	5-6	6-7	0-0	31-46
Michigan	2-10	3-8	3-7	5-5	5-6	5-5	7-4	0-0	30-45
N'western	4-10	4-9	2-9	5-9	4-8	3-7	5-7	0-0	27-59
Minnesota	4-8	4-6	3-7	3-7	6-6	3-8	3-7	0-0	26-49
Indiana	7-2	0-11	1-8	0-11	5-6	7-2	2-8	0-0	22-48
Penn State	2-8	6-6	3-8	3-8	1-11	1-9	5-7	0-0	21-57
Iowa	3-8	1-11	1-10	2-9	3-10	2-8	4-6	0-0	16-62
Nebraska	2-9	4-8	1-10	1-8	3-9	2-10	3-8	0-0	16-62

**Turnovers The Major Difference**

- In the four years from 2009 to 2012 that Purdue made the NCAA Tournament, the Boilermakers' yearly NCAA ranking in turnover margin were 24th, 4th, 14th and 9th, an average placing of 12.8. In the last two years, the Boilermakers ranked 257th and 230th, an average ranking of 238.5.
- From 2007 to 2012, Purdue never ranked lower than third (once in 2007) and led the Big Ten in 2008, 2010 and 2012 in turnover margin. In the last two years, Purdue has ranked 12th and 11th, respectively.
- From 2008 to 2012, Purdue ranked 53rd, 17th, 15th, ninth and first in turnovers per game, an average national ranking of 19th. Over the last two years, Purdue has ranked 116th and 178th, an average of 147th.

**Protecting the Rock**

- It may have appeared that Purdue struggled with turnovers last season, but actually Purdue finished with its sixth-fewest turnovers in school history (393) and sixth-lowest turnover average (12.3 per game).

Year	Fewest Turnovers	T0s / Game	Record
2011-12	306	8.74	22-13
1984-85	317	10.93	20-9
2010-11	354	10.41	26-8
1983-84	362	12.48	22-7
2009-10	381	10.89	29-6
2013-14	393	12.28	15-17

- The problem was in forcing turnovers where Purdue forced the fewest turnovers in a season in school history (371) and the second fewest per game for a season (11.6).

Year	Fewest T0s Forced	T0s Forced / Game	Record
2013-14	371	11.59	15-17
2004-05	377	13.46	7-21
1989-90	379	12.63	22-8
2012-13	384	11.29	16-18
2005-06	396	14.14	9-19

**Dialing Long Distance**

- Sophomore **Kendall Stephens** ended last season second on the school's freshman three-pointers made list with 64, leading all Big Ten freshmen. He earned All-Big Ten Freshman team accolades after averaging 8.0 points per game, and now that he is 100 percent healthy, Stephens could be ready to break out in 2014-15.
- However, Stephens accounts for 64 of the team's 80 returning three-pointers made from a year ago. Just one other returning player, **Rapheal Davis** (9), made more than six three-pointers in 2013-14. All told, the program returns just 90 career three-pointers made.
- Painter is hoping that incoming freshmen **Dakota Mathias**, **Vince Edwards** and **P.J. Thompson** will be able to strengthen the team's perimeter attack as all three players enter their collegiate careers regarded as strong perimeter shooters.
- The Boilermakers are hoping they can contribute immediately. Over the last two seasons, Purdue has made just 321 three-pointers in the 66 games played (4.86 per game), the fewest in a two-year span since 2005 and 2006 (288 three-pointers). From 2007-12, Purdue made 1,422 three-pointers in 209 games (6.80 per game).
- Over the last two years, Purdue is 321-of-991 (.324) from three-point range. From 2007-12, Purdue was 1,422-of-3,983 (.357) from long distance.

**Have We Met Before?**

- Purdue will face four first-time opponents this year in Grambling, IU-PUI, Gardner-Webb and Arkansas State, but if past records against the respective leagues mean anything, Purdue can expect success.
- Against the four respective leagues (Big South, SWAC, Summit, Sun Belt), Purdue is a combined 28-0 entering the 2014-15 season.

**Head Coach Matt Painter**

► <b>Record at Purdue:</b>	191-112 (.630) / 10th year
► <b>Career Record:</b>	216-117 (.649) / 11th year
► <b>Big Ten Record:</b>	89-69 (.563)

• With a pair of Sweet 16 appearances, six NCAA Tournament berths, Big Ten regular-season and tournament titles and an international gold medal on his résumé, 10th-year head coach Matt Painter is widely regarded as one of the brightest minds in all of college basketball.

• Painter affirmed his long-term commitment to Purdue in March of 2011, agreeing to a new eight-year contract that will keep him in West Lafayette through at least the 2018-19 season.

• Painter has averaged over 21 wins per season during his tenure at the helm of the Purdue program, including at least 20 victories in six of those seasons.

• Painter's tenure has seen Purdue basketball restore its status among the upper echelon of college basketball programs. The last eight years have seen six 20-win seasons and NCAA Tournament berths, two Sweet 16 appearances, a regular-season Big Ten title and a Big Ten Tournament crown.

• The three winningest classes in program history are the classes of 2011, 2012 and 2010, respectively, and five of the 10 winningest individual players Purdue has ever seen have come from the Painter ranks. Success, however, didn't happen overnight.

• Painter officially became the 18th head men's basketball coach in Purdue history on April 1, 2005, and immediately set about laying the groundwork for a dramatic reversal in the program's fortunes.

• The Boilermakers were at their best during the 2009 postseason run, rattling off double-digit victories over Penn State and Illinois to reach the Big Ten Tournament final, where they dispatched Ohio State, 65-61, to earn the first conference tournament crown in program history.

• Painter has also resurrected Mackey Arena as one of the country's best home-court advantages, piling up a 123-28 (.815) record at home over the last nine seasons, including a remarkable 67-5 (.931) record against non-conference opponents.

• Painter has been named Big Ten Coach of the Year three times in the last six seasons, earning the consensus award in 2008 and 2011, and winning the coaches' vote in 2010. He is one of only six men to win the award more at least three times since its inception in 1974.

• Painter has seen a total of 21 players earn a combined 38 Academic All-Big Ten honors during his tenure as head coach. Painter has also mentored an Academic All-American, as Moore earned second-team honors during the 2009-10 season.

• In addition, the program has received the NCAA Public Recognition Award for posting a multi-year academic progress rate among the top 10 percent. Purdue has had an APR of at least .985 in each of the last three years, one of two schools in the Big Ten that can stake that claim (Michigan).

**► BIG TEN AND NCAA STATISTICAL CHAMPIONS UNDER PAINTER****2005-06**

• Bryant Dillon – Big Ten three-point field goal percentage, conference games only (.500)

**2006-07**

• Chris Lutz – Big Ten three-point field goal percentage, all games (.472)

**2007-08**

- Big Ten three-point field goal percentage, all games (.373)
- Big Ten three-point field goal percentage, conference games only (.396)
- Big Ten three-point field goals per game, conference games only (8.39)
- Big Ten turnover margin, all games (+4.62)
- Big Ten turnover margin, conference games only (+5.11)
- Big Ten steals per game, conference games only (8.39)
- Robbie Hummel – Big Ten three-point field goal percentage, conference games only (.476)
- Chris Kramer – Big Ten steals per game, all games (2.27)
- Chris Kramer – Big Ten steals per game, conference games only (2.56)

**2008-09**

- Big Ten scoring margin, all games (+9.3)
- Big Ten field goal percentage defense, all games (.391)
- JaJuan Johnson – Big Ten blocks per game, all games (2.11)
- JaJuan Johnson – Big Ten blocks per game, conference games only (2.28)
- Chris Kramer – Big Ten steals per game, all games (2.14)
- Chris Kramer – Big Ten steals per game, conference games only (2.06)

**2009-10**

- Big Ten field goal percentage defense, all games (.399)
- Big Ten turnover margin, all games (+4.80)
- Robbie Hummel – Big Ten free throw percentage, all games (.902)
- JaJuan Johnson – Big Ten blocks per game, conference games only (2.00)

**2010-11**

- JaJuan Johnson – Big Ten scoring, all games (20.5)
- JaJuan Johnson – Big Ten scoring, conference games only (20.7)
- JaJuan Johnson – Big Ten blocks per game, all games (2.32)
- JaJuan Johnson – Big Ten blocks per game, conference games only (2.50)

**2011-12**

- NCAA turnovers per game (8.7)
- Big Ten turnover margin, all games (+3.83)
- Big Ten turnover margin, conference games only (+3.39)
- Big Ten assist-to-turnover ratio, all games (1.5)
- Big Ten assist-to-turnover ratio, conference games only (1.6)
- Lewis Jackson – Big Ten assist-to-turnover ratio, conference games only (2.8)

**2013-14**

- Big Ten blocked shots, all games (5.3)
- Big Ten offensive rebounds per game, all games (13.9)
- Big Ten offensive rebounds per game, conference games only (13.6)
- Big Ten defensive rebounds per game, conference games only (25.6)
- Big Ten defensive rebound percentage, conference games only (.735)
- A.J. Hammons – Big Ten blocked shots, all games (3.1)
- A.J. Hammons – Big Ten blocked shots, conference games only (2.6)

**► HEAD COACH MATT PAINTER**

<b>Born</b>	Aug. 27, 1970
<b>Hometown</b>	Muncie, Indiana
<b>High School</b>	Delta High School
<b>Degree</b>	Purdue (1994)
<b>Master's</b>	Eastern Illinois (1998)
<b>FAMILY</b>	
<b>Daughter</b>	Maggie
<b>Daughter</b>	Emma
<b>Son</b>	Brayden

**Coaching Experience**

Years	School, Position
1994	Wash. & Jefferson, asst. coach
1995	Barton College, asst. coach
1996-98	Eastern Illinois, asst. coach
1999-03	Southern Illinois, asst. coach
2004	Southern Illinois, head coach
2005	Purdue, assoc. head coach
2006-pres.	Purdue, head coach

**Playing Experience**

Years	
1990-93	Purdue
-- <i>Honorable mention All-Big Ten, 1993</i>	

**Coaching Honors**

2004	Missouri Valley Coach of the Year
2004	District V Coach of the Year (USBWA)
2008	Big Ten Coach of the Year
2008	District 10 Coach of the Year (NABC)
2008	Naismith Coach of the Year Finalist
2008	Jim Phelan Coach of the Year Finalist
2008	Skip Prosser Man of the Year Finalist
2008	Henry Iba Award Nominee
2009	Henry Iba Award Nominee
2010	Big Ten Coach of the Year
2010	District V Coach of the Year (USBWA)
2010	District 7 Coach of the Year (NABC)
2010	Jim Phelan Coach of the Year Finalist
2011	Big Ten Coach of the Year
2011	District V Coach of the Year (USBWA)
2011	District 7 Coach of the Year (NABC)
2011	Jim Phelan Coach of the Year Finalist

**Coaching Tree**

<b>Travis Carroll</b>
• Assistant Coach at Indianapolis University
<b>Tarrance Crump</b>
• Assistant Director of Operations at Univ. of California
<b>Paul Lusk</b>
• Head coach at Missouri State University
<b>Cuonzo Martin</b>
• Head coach at University of California
<b>Rick Ray</b>
• Head coach at Mississippi State University
<b>Micah Shrewsbury</b>
• Assistant Coach with the Boston Celtics



## ► YEAR-BY-YEAR COACHING RECORD

Year	School	Overall	Pct.	Conf.	Pct.	Postseason
2003-04	Southern Illinois	25-5	.833	17-1	.944	NCAA (0-1)
2005-06	Purdue	9-19	.321	3-13	.188	
2006-07	Purdue	22-12	.647	9-7	.563	NCAA (1-1)
2007-08	Purdue	25-9	.735	15-3	.833	NCAA (1-1)
2008-09	Purdue	27-10	.730	11-7	.611	NCAA (2-1)
2009-10	Purdue	29-6	.829	14-4	.778	NCAA (2-1)
2010-11	Purdue	26-8	.765	14-4	.778	NCAA (1-1)
2011-12	Purdue	22-13	.629	10-8	.556	NCAA (1-1)
2012-13	Purdue	16-18	.471	8-10	.444	CBI (1-1)
2013-14	Purdue	15-17	.469	5-13	.278	
2014-15	Purdue					
<b>Southern Illinois (1)</b>		<b>25-5</b>	<b>.833</b>	<b>17-1</b>	<b>.944</b>	<b>1 NCAA (0-1)</b>
<b>Purdue (10th)</b>		<b>191-112</b>	<b>.630</b>	<b>89-69</b>	<b>.563</b>	<b>6 NCAA (8-6)</b>
<b>Career (11th)</b>		<b>216-117</b>	<b>.649</b>	<b>106-70</b>	<b>.602</b>	<b>7 NCAA (8-7)</b>
<b>Postseason Record</b>		<b>16-17</b>	<b>.485</b>			
<b>MVC Tournament</b>		<b>1-1</b>	<b>.500</b>			
<b>Big Ten Tournament</b>		<b>6-8</b>	<b>.429</b>			
<b>NCAA Tournament</b>		<b>8-7</b>	<b>.533</b>			
<b>CBI Invitational</b>		<b>1-1</b>	<b>.500</b>			

### Milestone Victories

Win	Score	Opponent	Date
1	67-62	Wyoming	11-22-03
26	82-75	Wofford (First at Purdue)	11-19-05
<b>-- FIRST WIN AT PURDUE</b>			
50	62-38	Michigan State	2-7-07
100	49-45	Iowa	2-14-09
106	65-61	Ohio State	3-15-09
<b>-- 2009 BIG TEN TOURNAMENT CHAMPIONSHIP</b>			
150	82-69	Northwestern	12-31-10
200	89-73	Minnesota	3-9-13

### NBA Draft Picks Under Painter

2007	Carl Landry, 31st to Seattle
2011	Jajuan Johnson, 27th to Boston via New Jersey
2011	E'Twaun Moore, 55th overall to Boston
2012	Robbie Hummel, 58th to Minnesota

### All-Americans Under Painter

2010	Robbie Hummel, 2nd (NABC) / HM (AP)
2010	E'Twaun Moore, HM (AP)
2011	Jajuan Johnson, consensus
2011	E'Twaun Moore, 3rd (NABC) / HM (AP)
2012	Robbie Hummel, HM (AP)

### Painter's Home Record at Purdue

Year	Non-Conf.	Big Ten	Overall
2005-06	6-0	3-5	9-5
2006-07	9-0	7-1	16-1
2007-08	7-1	9-0	16-1
2008-09	8-1	7-2	15-3
2009-10	7-0	7-2	14-2
2010-11	7-0	9-0	16-0
2011-12	8-0	5-4	13-4
2012-13	7-3	5-4	12-7
2013-14	8-0	4-5	12-5
2014-15			
<b>TOTALS</b>	<b>67-5</b> (.931)	<b>56-23</b> (.709)	<b>123-28</b> (.815)

## ► PAINTER AMONG BIG TEN / PURDUE ELITE

### Big Ten Coach of the Year Honors

7	Gene Keady	Purdue
5	Bobby Knight	Indiana
3	<b>Matt Painter</b>	<b>Purdue</b>
3	Tom Izzo	Michigan State
3	Bo Ryan	Wisconsin
3	Thad Matta	Ohio State

### Wins Over AP Top 25 Teams (25)

Date	Opponent	Site	Result
2-11-06	[22] Michigan	Home	W, 84-70
11-29-06	[25] Virginia	Home	W, 61-59
2-15-07	[24] Indiana	Home	W, 81-68
12-15-07	[22] Louisville	N1	W, 67-59
1-26-08	[11] Wisconsin	Home	W, 60-56
2-9-08	[8] Wisconsin	Away	W, 72-67
2-12-08	[10] Michigan State	Home	W, 60-54
12-20-08	[22] Davidson	N1	W, 76-58
1-22-09	[21] Minnesota	Away	W, 70-62
2-17-09	[6] Michigan State	Home	W, 72-54
3-21-09	[15] Washington	N2#	W, 76-74
11-23-09	[9] Tennessee	N3	W, 73-72
1-1-10	[6] West Virginia	Home	W, 77-62
1-28-10	[16] Wisconsin	Home	W, 60-57
2-9-10	[10] Michigan State	Away	W, 76-64
2-17-10	[9] Ohio State	Away	W, 60-57
3-21-10	[23] Texas A&M	N4#	W, 63-61
1-22-11	[17] Michigan State	Home	W, 86-76
1-29-11	[16] Minnesota	Home	W, 73-61
2-16-11	[10] Wisconsin	Home	W, 70-62
2-20-11	[2] Ohio State	Home	W, 76-63
2-25-12	[11] Michigan	Away	W, 75-61
3-16-12	[24] Saint Mary's	N5#	W, 72-69
1-2-13	[11] Illinois	Home	W, 68-61
3-3-13	[17] Wisconsin	Away	W, 69-56

#### # - NCAA Tournament

**N1 - Indianapolis, Ind.**

**N2 - Portland, Ore.**

**N3 - St. Thomas, US Virgin Islands**

**N4 - Spokane, Wash.**

**N5 - Omaha, Neb.**

### Most Games Coached at Purdue

Coach	Yrs.	Gms.	W	L
Gene Keady	25	782	512	270
Ward Lambert	29	523	371	152
Ray Eddy	15	340	176	164
<b>Matt Painter</b>	<b>9</b>	<b>303</b>	<b>191</b>	<b>112</b>

### Most Victories at Purdue

Coach	Yrs.	Gms.	W	L
Gene Keady	25	782	512	270
Ward Lambert	29	523	371	152
<b>Matt Painter</b>	<b>9</b>	<b>303</b>	<b>191</b>	<b>112</b>

## ► PAINTER VS. ALL OPPONENTS

Opponent	SIU	Purdue	Overall
Alabama	0-1	2-1	2-2
Alcorn State	0-0	1-0	1-0
Ark.-Pine Bluff	0-0	1-0	1-0
Austin Peay	0-0	1-0	1-0
Ball State	0-0	4-0	4-0
Baylor	0-0	1-0	1-0
Bethune-Cookman	0-0	1-0	1-0
Boston College	0-0	2-0	2-0
Bradley	2-0	0-0	2-0
Bucknell	0-0	0-1	0-1
Buffalo	0-0	1-0	1-0
Butler	0-0	0-3	0-3
Cal State-Northridge	0-0	1-0	1-0
Central Connecticut State	0-0	1-0	1-0
Central Michigan	0-0	1-0	1-0
Charlotte	0-1	0-0	0-1
Chicago State	0-0	1-0	1-0
Clemson	0-0	1-1	1-1
Connecticut	0-0	0-1	0-1
Coppin State	0-0	2-0	2-0
Creighton	2-0	0-0	2-0
Davidson	0-0	1-0	1-0
Delaware State	0-0	1-0	1-0
DePaul	0-0	1-0	1-0
Detroit	0-0	1-0	1-0
Drake	2-0	0-0	2-0
Duke	0-0	0-2	0-2
Eastern Illinois	0-0	1-0	1-0
Eastern Michigan	0-0	3-1	3-1
Evansville	3-0	0-1	3-1
Florida International	0-0	1-0	1-0
Florida State	0-0	0-1	0-1
Georgia Tech	0-0	0-1	0-1
Hawai'i	1-0	0-0	1-0
High Point	0-0	1-0	1-0
Hofstra	0-0	1-0	1-0
Howard	0-0	1-0	1-0
Illinois	0-0	12-5	12-5
Illinois State	2-0	1-0	3-0
Indiana	0-0	7-8	7-8
Indiana State	2-0	3-1	5-1
IPFW	0-0	4-0	4-0
Iona	0-0	1-0	1-0
Iowa	0-0	11-5	11-5
Iowa State	0-0	0-1	0-1
Jacksonville State	1-0	0-0	1-0
Kansas	0-0	0-1	0-1
Lamar	0-0	1-0	1-0
Lipscomb	0-0	1-0	1-0
Louisville	0-0	1-0	1-0
Loyola, Chicago	0-0	3-1	3-1
Maryland-Eastern Shore	0-0	1-0	1-0
Memphis	0-0	0-1	0-1
Miami	0-0	1-0	1-0
Michigan	0-0	8-8	8-8
Michigan State	0-0	6-11	6-11
Milwaukee	1-0	0-0	1-0
Minnesota	0-0	10-5	10-5
Missouri	0-0	1-1	1-1
Missouri State	2-1	1-0	3-1
Montana	1-0	0-0	1-0
Murray State	0-1	0-0	0-1
Nebraska	0-0	4-2	4-2
New Orleans	0-0	1-0	1-0
North Florida	0-0	1-0	1-0
Northern Colorado	0-0	1-0	1-0
Northern Illinois	0-0	1-0	1-0
Northern Iowa	1-1	1-0	2-1
Northern Kentucky	0-0	1-0	1-0
Northwestern	0-0	10-7	10-7
Notre Dame	0-0	0-1	0-1
Oakland	0-0	1-0	1-0
Opponent	SIU	Purdue	Overall
Oklahoma	0-0	1-1	1-1
Oklahoma State	0-0	0-1	0-1
Ohio State	0-0	5-15	5-15
Oregon State	0-0	0-1	0-1
Penn State	0-0	14-5	14-5
Richmond	0-0	0-1	0-1
Rider	0-0	1-0	1-0
Saint Joseph's	0-0	1-0	1-0
Saint Mary's	0-0	1-0	1-0
Saint Peter's	0-0	1-0	1-0
Santa Clara	0-0	0-1	0-1
Siena	0-0	3-0	3-0
SE Missouri State	1-0	1-0	2-0
SIU-Edwardsville	0-0	1-0	1-0
South Alabama	0-0	1-0	1-0
South Dakota St.	0-0	1-0	1-0
Southern Illinois	0-0	1-0	1-0
Temple	0-0	1-0	1-0
Tennessee	0-0	1-0	1-0
Tennessee-Martin	0-0	1-0	1-0
Texas A&M	0-0	1-0	1-0
Texas A&M-Corpus Christi	0-0	1-0	1-0
Texas Southern	0-0	1-0	1-0
UNC Wilmington	0-0	1-0	1-0
Valparaiso	0-0	3-0	3-0
VCU	0-0	0-1	0-1
Villanova	0-0	0-1	0-1
Virginia	0-0	1-0	1-0
Virginia Tech	0-0	1-0	1-0
Wagner	0-0	1-0	1-0
Wake Forest	0-0	1-0	1-0
Washington	0-0	1-0	1-0
Washington State	0-0	0-1	0-1
West Virginia	0-0	3-1	3-1
Western Carolina	0-0	2-0	2-0
Western Illinois	0-0	1-0	1-0
Western Michigan	0-0	1-0	1-0
Wichita State	2-0	0-0	2-0
William & Mary	0-0	1-0	1-0
Wisconsin	0-0	8-6	8-6
Wofford	0-0	1-1	1-1
Wright State	1-0	0-0	1-0
Wyoming	1-0	0-0	1-0
Xavier	0-0	0-4	0-4



**Individual Production**

10+ Points	2015	Career
A.J. Hammons	0	37 (16-21)
Rapheal Davis	0	14 (6-8)
Kendall Stephens	0	11 (5-6)
Bryson Scott	0	10 (4-6)
Basil Smotherman	0	3 (3-0)

20+ Points	2015	Career
A.J. Hammons	0	4 (1-3)
Rapheal Davis	0	1 (0-1)

30+ Points	2015	Career
A.J. Hammons	0	1 (0-1)

10+ Rebounds	2015	Career
A.J. Hammons	0	12 (5-7)
Rapheal Davis	0	1 (0-1)
Bryson Scott	0	1 (0-1)

Double-Doubles	2015	Career
A.J. Hammons	0	9 (3-6)
Rapheal Davis	0	1 (0-1)
Bryson Scott	0	1 (0-1)
Basil Smotherman	0	1 (1-0)

Statsheet Stuffer	2015	Career
A.J. Hammons	0	8 (5-3)
Rapheal Davis	0	1 (1-0)
Kendall Stephens	0	1 (0-1)

► *At least five in three categories (pt, reb, ast, stl, blk).*

Consecutive 10+ Point Games	
A.J. Hammons	5
Kendall Stephens	1

Consecutive Games With a 3-Pointer	
Kendall Stephens	10

Consecutive Free Throws Made	
Rapheal Davis	9
Kendall Stephens	7
A.J. Hammons	5
Stephen Toyra	4
Travis Carroll	2
Bryson Scott	2
Erick Peck	1
Basil Smotherman	1

Opening Tips	Won	Lost
A.J. Hammons		
<b>Team Totals</b>	<b>0 (0-0)</b>	<b>0 (0-0)</b>

Dunks	2015	Career
A.J. Hammons	0	53
Basil Smotherman	0	9
Rapheal Davis	0	3
<b>Purdue Totals</b>	<b>0</b>	

And-Ones	Chances	Pct.
<b>Purdue Totals</b>	<b>41-69</b>	<b>.594</b>

Charges Taken	2015	Career
Rapheal Davis	0	3
Basil Smotherman	0	2
Stephen Toyra	0	2
Bryson Scott	0	1
Kendall Stephens	0	1

First Sub	2015	Career
Rapheal Davis	0	10
A.J. Hammons	0	9
Bryson Scott	0	7
Kendall Stephens	0	5
Basil Smotherman	0	4
Stephen Toyra	0	1

First Points	2P	3P	FT	Tot.

Points Leader	2015	Career
A.J. Hammons	0	16 (6-10)
Bryson Scott	0	5 (3-2)
Rapheal Davis	0	4 (1-3)
Kendall Stephens	0	2 (0-2)

Rebounds Leader	2015	Career
A.J. Hammons	0	29 (13-16)
Rapheal Davis	0	10 (4-6)
Bryson Scott	0	3 (1-2)
Basil Smotherman	0	2 (1-1)

Assists Leader	2015	Career
Bryson Scott	0	5 (3-2)
Kendall Stephens	0	2 (1-1)
Rapheal Davis	0	1 (1-0)

**PURDUE'S RECORD WHEN...**

Category	2014-15	Painter	Str.
All Games	191-112	L-7	
At Home	123-28	L-3	
On Road	39-55	L-7	
At Neutral Sites	29-29	L-2	
vs. Big Ten Foes	95-77	L-7	
Big Ten Regular-Season	89-69	L-6	
Big Ten Tournament	6-8	L-3	
At Home	56-23	L-3	
On Road	33-46	L-7	
At Neutral Site	6-8	L-3	
vs. Non-Conference Foes	96-35	W-2	
At Home	67-5	W-8	
On Road	6-10	W-1	
At Neutral Site	23-20	L-1	
vs. Ranked Opponent	25-55	L-8	
vs. Unranked Opponent	166-57	L-2	
In Overtime	4-7	W-1	
Leading at Halftime	157-28	L-1	
Trailing at Halftime	26-79	L-10	
Tied at Halftime	8-6	W-2	
Games Decided by 1-9 Pts.	67-56	L-5	
3 Points or Less	24-20	L-2	
4-6 Points	16-12	L-1	
7-9 Points	27-24	L-3	
Games Decided by 10+ Pts.	124-56	L-2	
10-19 Points	72-44	L-2	
20-Plus Points	52-12	W-5	
Purdue Shoots 48% or Better	76-9	L-2	
Purdue Shoots Less Than 48%	115-103	L-6	
Opp. Shoots 48% or Better	13-48	L-5	
Opp. Shoots Less Than 48%	178-64	L-6	
Purdue Shoots Better Than Opp.	156-23	L-3	
Opp. Shoots Better / Equal %	35-89	L-8	
Purdue Outrebounds Opp.	129-37	L-5	
Opp. Outreb. / Equals Purdue	62-75	L-4	
Purdue Has More FT Attempts	133-23	L-2	
Opp. Has More / Equal FT Att.	58-89	L-9	
Purdue Makes 10+ 3-Ptrs.	27-6	W-1	
Purdue Makes 5-9 3-Ptrs.	130-57	L-4	
Purdue Makes 0-4 3-Ptrs.	34-49	L-7	
Opp. Makes 10+ 3-Ptrs.	8-15	L-2	
Opp. Makes 5-9 3-Ptrs.	105-70	L-5	
Opp. Makes 0-4 3-Ptrs.	78-27	L-2	
Purdue Has 0-9 Turnovers	52-25	L-1	
Purdue Has 10-15 Turnovers	106-55	L-5	
Purdue Has 16+ Turnovers	33-32	L-2	
Opp. Has 0-9 Turnovers	20-34	L-8	
Opp. Has 10-15 Turnovers	84-56	L-2	
Opp. Has 16+ Turnovers	87-22	L-1	
Purdue Has Fewer TOs	135-44	L-3	
Purdue Has More / Equal TOs	56-68	L-6	
Purdue Wins Reb. & TO Margin	78-5	L-1	
Purdue Scores 0-49 Pts.	1-8	L-6	
Purdue Scores 50-59 Pts.	7-32	L-6	
Purdue Scores 60-69 Pts.	65-48	L-5	
Purdue Scores 70-79 Pts.	71-18	L-4	
Purdue Scores 80-89 Pts.	36-6	W-2	
Purdue Scores 90+ Pts.	11-0	W-73	
Opp. Scores 0-49 Pts.	32-1	W-3	
Opp. Scores 50-59 Pts.	61-3	W-3	
Opp. Scores 60-69 Pts.	73-36	L-1	
Opp. Scores 70-79 Pts.	24-44	L-4	
Opp. Scores 80-89 Pts.	0-22	L-27	
Opp. Scores 90+ Pts.	1-6	L-3	
In November	40-12	L-2	
In December	50-17	L-1	
In January	39-32	L-3	
In February	39-35	L-3	
In March	23-26	L-5	
On Sunday	27-17	L-4	
On Monday	6-2	L-1	
On Tuesday	32-17	L-2	
On Wednesday	38-21	L-2	
On Thursday	10-14	L-7	
On Friday	18-9	L-1	
On Saturday	60-32	W-1	

**2014-15 STARTING LINEUP INFORMATION**

Guard	Guard	G / F	Forward	F / C	Games	Record
-------	-------	-------	---------	-------	-------	--------

**Start Chart**

Player	11	12	13	14	Tot.	Cons.	Record as Starter	Last Start
A.J. Hammons			27	25	52	19	23-29	March 13, 2014 vs. Ohio State
Rapheal Davis			17	15	32	6	13-19	March 13, 2014 vs. Ohio State
Basil Smotherman			16	16	32	9-7		Feb. 5, 2014 vs. Minnesota
Kendall Stephens			16	16	32	6	7-9	March 13, 2014 vs. Ohio State
Bryson Scott			2	2	4		2-0	Dec. 17, 2013 vs. Md.-Eastern Shore

## P ▶ THE LAST TIME THAT

### Individual - Scoring

**Scored 20 Points:** 22 by Terone Johnson vs. Michigan (2-26-14); 21 by Ronnie Johnson vs. [16] Michigan (2-26-14)  
**Scored 30 Points:** 32 by Terone Johnson vs. [7] Michigan (3-6-13)  
**Scored 40 Points:** 44 by Glenn Robinson vs. [13] Kansas (3-24-94)  
**Scored 50 Points:** 61 by Rick Mount vs. Iowa (2-28-70)  
**Two Players Had 20 Points:** 22 by Terone Johnson, 21 by Ronnie Johnson vs. [16] Michigan (2-26-14)  
**Two Players Had 25 Points:** 26 by E'Twaun Moore, 25 by JaJuan Johnson vs. Oakland (11-21-10)  
**Two Players Had 30 Points:** 40 by Rick Mount, 31 by Billy Keller vs. Indiana (3-8-69)  
**Three Players Had 20 Points:** 29 by Mike Robinson, 25 by Brad Miller, 24 by Brian Cardinal vs. Louisiana-Monroe (11-20-97)  
**Four Players Had 15 Points:** 18 by Robbie Hummel, 18 by E'Twaun Moore, 16 by JaJuan Johnson, 15 by Chris Kramer vs. Minnesota (1-5-10)  
**Purdue / Opposing Player Had 30 Points:** 35 by Robbie Hummel, 32 by Evan Turner; Ohio State (1-12-10)  
**Scored in Double Figures in 10 Straight Games:** 13 by Ronnie Johnson (3-9-13 to 12-4-13)  
**Scored in Double Figures in 20 Straight Games:** 43 by JaJuan Johnson (2-24-10 to 3-20-11)  
**Scored in Double Figures in 30 Straight Games:** 43 by JaJuan Johnson (2-24-10 to 3-20-11)  
**Scored in Double Figures in 40 Straight Games:** 43 by JaJuan Johnson (2-24-10 to 3-20-11)  
**Scored in Double Figures in 50 Straight Games:** 55 by Glenn Robinson (12-29-92 to 3-26-94)

### Individual - Double-Doubles

**Double-Double:** 11 p, 11 r by A.J. Hammons vs. [9] Wisconsin (3-5-14)  
**Triple-Double:** 16 p, 16 r, 11 b by Joe Barry Carroll vs. Arizona (12-10-77)  
**20-10 Game:** 20 p, 14 r by A.J. Hammons vs. Minnesota (2-5-14)  
**30-10 Game:** 35 p, 10 r by Robbie Hummel vs. Ohio State (1-12-10)  
**Back-to-Back 20-10 Games:** JaJuan Johnson -- 25 p, 11 r vs. Oakland (11-21-10); 21 p, 11 r vs. Austin Peay (11-23-10)  
**Double-Double in Points and Rebounds:** 11 p, 11 r by A.J. Hammons vs. [9] Wisconsin (3-5-14)  
**Double-Double in Points and Assists:** 10 p, 10 a by Lewis Jackson vs. [7] Ohio State (3-9-12)  
**Double-Double in Two Consecutive Games:** 2 by A.J. Hammons (3-2-14 to 3-5-14)  
**Double-Double in Three Consecutive Games:** 3 by Carl Landry (2-28-07 to 3-9-07)  
**Double-Double in Four Consecutive Games:** 4 by Glenn Robinson (12-21-93 to 1-5-94)  
**Double-Double in Five Consecutive Games:** 5 by John Garrett (1-2-75 to 1-13-75)  
**Two Players Recorded Double-Doubles:** 10 p, 10 r by Donnie Hale; 15 p, 12 r by A.J. Hammons vs. Penn State (2-5-13)  
**Three Players Recorded Double-Doubles:** 3 vs. Miami, Ohio (12-21-77)

### Individual - Field Goals

**Made 12 FGs in a Game:** 12 by Terone Johnson vs. [7] Michigan (3-6-13)  
**Made 13 FGs in a Game:** 13 by E'Twaun Moore vs. [2] Ohio State (2-20-11)  
**Made 14 FGs in a Game:** 15 by Glenn Robinson vs. [13] Kansas (3-24-94)  
**Made 15 FGs in a Game:** 15 by Glenn Robinson vs. [13] Kansas (3-24-94)  
**Attempted 20 FGs in a Game:** 22 by Terone Johnson vs. Santa Clara (3-25-13); 21 by Ronnie Johnson vs. Santa Clara (3-25-13)  
**Attempted 21 FGs in a Game:** 22 by Terone Johnson vs. Santa Clara (3-25-13); 21 by Ronnie Johnson vs. Santa Clara (3-25-13)  
**Attempted 22 FGs in a Game:** 22 by Terone Johnson vs. Santa Clara (3-25-13)  
**Attempted 23 FGs in a Game:** 23 by JaJuan Johnson vs. Iowa (3-5-11)  
**Attempted 24 FGs in a Game:** 24 by JaJuan Johnson vs. Virginia Tech (12-1-10)  
**Attempted 25 FGs in a Game:** 25 by Chad Austin vs. Penn State (2-21-98)  
**Attempted 30 FGs in a Game:** 33 by Glenn Robinson vs. [13] Kansas (3-24-94)

### Individual - Three-Pointers

**Made 5 3-pointers in a Game:** 6 by D.J. Byrd vs. [17] Wisconsin (3-3-13)  
**Made 6 3-pointers in a Game:** 6 by D.J. Byrd vs. [17] Wisconsin (3-3-13)  
**Made 7 3-pointers in a Game:** 7 by D.J. Byrd vs. [3] Ohio State (2-7-12)  
**Made 8 3-pointers in a Game:** 8 by Ryne Smith vs. High Point (11-14-11)  
**Made 9 3-pointers in a Game:** Never  
**Attempted 10 3-pointers in a Game:** 10 by Kendall Stephens vs. Minnesota (2-5-14)  
**Attempted 11 3-pointers in a Game:** 11 by Kendall Stephens vs. Eastern Michigan (12-7-13)  
**Attempted 12 3-pointers in a Game:** 15 by Ryne Smith vs. High Point (11-14-11)  
**Attempted 13 3-pointers in a Game:** 15 by Ryne Smith vs. High Point (11-14-11)  
**Attempted 14 3-pointers in a Game:** 15 by Ryne Smith vs. High Point (11-14-11)  
**Made a 3-pointer in 20 Straight Games:** 21 by D.J. Byrd (1-21-12 to 11-28-12)  
**Made two 3-pointers in 10 Straight Games:** 11 by D.J. Byrd (12-15-12 to 1-27-13)  
**Made three 3-pointers in 5 Straight Games:** 5 by E'Twaun Moore (2-27-08 to 3-14-08)

### Individual - Free Throws

**Made 12 free throws in a Game:** 12 by Robbie Hummel vs. Northwestern (2-12-12)  
**Made 13 free throws in a Game:** 15 by Carl Landry vs. South Alabama (11-22-05)  
**Made 14 free throws in a Game:** 15 by Carl Landry vs. South Alabama (11-22-05)  
**Made 15 free throws in a Game:** 15 by Carl Landry vs. South Alabama (11-22-05)  
**Attempted 15 free throws in a Game:** 17 by A.J. Hammons vs. Northwestern (1-21-14)  
**Attempted 20 free throws in a Game:** 21 by Brad Miller vs. Rhode Island (3-13-97)  
**Made all free throws (min. 12 attempts):** 12-of-12 by Robbie Hummel vs. Illinois (2-20-10)

### Individual - Rebounds

**Grabbed 15 Rebounds:** 16 by A.J. Hammons vs. [3] Ohio State (12-31-13)  
**Grabbed 16 Rebounds:** 16 by A.J. Hammons vs. [3] Ohio State (12-31-13)  
**Grabbed 17 Rebounds:** 17 by JaJuan Johnson vs. Michigan State (2-27-11)  
**Grabbed 18 Rebounds:** 18 by Brad Miller vs. Ohio State (2-5-97)  
**Grabbed 19 Rebounds:** 20 by William Franklin vs. [20] Michigan (2-5-72)  
**Grabbed 20 Rebounds:** 20 by William Franklin vs. [20] Michigan (2-5-72)  
**Grabbed 8 Offensive Rebounds:** 9 by Ivan Kartelo vs. Chicago State (12-6-03)  
**Grabbed 12 Defensive Rebounds:** 14 by JaJuan Johnson vs. Michigan State (2-27-11)  
**Grabbed 10-Plus Rebounds in Two Consecutive Games:** 2 by A.J. Hammons (3-2-14 to 3-5-14)  
**Grabbed 10-Plus Rebounds in Three Consecutive Games:** 3 by JaJuan Johnson (1-1-10 to 1-9-10)  
**Two Players Had 10 Rebounds:** 2 vs. Minnesota (2-5-14); 14 by A.J. Hammons, 11 by Erick Peck

### Individual - Assists

**Dished Out 8 Assists:** 8 by Ronnie Johnson vs. Minnesota (2-5-14)  
**Dished Out 9 Assists:** 9 by Ronnie Johnson vs. Villanova (11-15-12)  
**Dished Out 10 Assists:** 10 by Lewis Jackson vs. [7] Ohio State (3-9-12)  
**Dished Out 11 Assists:** 12 by Austin Parkinson vs. Penn State (2-4-04)  
**Dished Out 12 Assists:** 12 by Austin Parkinson vs. Penn State (2-4-04)  
**Dished Out 5-plus assists in five straight games:** 6 by Lewis Jackson (2-12-12 to 3-4-12)  
**Dished Out 10-plus assists in two straight games:** 2 by Carson Cunningham (12-18-00 to 12-22-00)

### Individual - Blocked Shots

**5 Blocks:** 5 by A.J. Hammons vs. [24] Ohio State (3-13-14)  
**6 Blocks:** 6 by A.J. Hammons vs. Minnesota (2-5-14)  
**7 Blocks:** 7 by A.J. Hammons vs. Central Connecticut State (11-13-13)  
**8 Blocks:** 9 by Joe Barry Carroll vs. Northwestern (3-2-78)  
**Blocked 5-Plus Shots in Two Straight Games:** 2 by A.J. Hammons (1-13-13 to 1-16-13)

### Individual - Steals

**Grabbed 5 Steals:** 5 by E'Twaun Moore vs. IPFW (12-21-10)  
**Grabbed 6 Steals:** 6 by E'Twaun Moore vs. Arkansas-Pine Bluff (12-6-08)  
**Grabbed 7 Steals:** 7 by Brian Cardinal vs. South Carolina (12-22-98)

### Individual - Minutes

**Played Every Minute:** 40 by JaJuan Johnson vs. Minnesota (1-29-11)  
**Played Every Minute of an Overtime Game:** 45 by Bryant Dillon and Chris Lutz vs. Northwestern (1-25-06)  
**Freshman Played Every Minute of a Game:** 45 by Chris Lutz vs. Northwestern (1-25-06)

**P ▶ THE LAST TIME THAT****Individual - Fouls****Technical Foul - Player:** Ronnie Johnson vs. Penn State (2-2-14)**Technical Foul - Coach:** Matt Painter vs. Butler (12-14-13)**Fouled Out:** Raphael Davis vs. Northwestern (3-9-14)**Two Players Fouled Out:** 2 vs. Butler (12-14-13)**Three Players Fouled Out:** 3 vs. Oklahoma State (11-28-13)**Four Players Fouled Out:** 4 vs. [4] North Carolina (12-29-86)**Team - Scoring****Won by 40 or More Points:** 62 (96-34) vs. Northern Illinois (11-11-11)**Won by 40 or More Points (Big Ten):** 44 (120-76) vs. Indiana (3-8-69)**Lost by 20 or More Points:** 28 (55-83) vs. [1] Indiana (2-16-13)**Lost by 30 or More Points:** 37 (60-97) vs. [3] Indiana (1-30-13)**Scored 90 or More Points:** 109 vs. Central Connecticut State (11-13-13)**Scored 100 or More Points:** 109 vs. Central Connecticut State (11-13-13)**Scored 100 or More Points (Big Ten):** 107 (107-75) vs. Ohio State (2-7-98)**Scored 100 or More Points in Consecutive Games:** 111 (111-112) vs. Iowa (2-11-74); 107 (107-80) vs. Wisconsin (2-16-74)**Scored 90 or More Points and Lost:** 96 (96-104) vs. Iowa State (1-24-87)**Scored 100 or More Points and Lost:** 111 (111-112) vs. Iowa (2-11-74)**Scored 50 or Fewer Points:** 49 vs. Ohio State (2-8-14)**Scored 50 or Fewer Points in Consecutive Games:** 48 (48-62) vs. Minnesota (2-25-99); 46 vs. [3] Michigan State (2-28-99)**Scored 40 or Fewer Points:** 39 vs. Northwestern (2-11-04)**Scored 50 or Fewer Points and Won:** 49 (49-45) vs. Iowa (2-14-09)**Scored 60 Points in a Half:** 60 (2nd) vs. Penn State (3-2-02)**Scored 50 Points in Both Halves:** (54-55) vs. Central Connecticut State (11-13-13)**Scored 15 Points or Less in a Half:** 14 (1st) vs. Richmond (11-27-10)**Scored 20 Points or Less in a Half:** 16 (1st) vs. Iowa (2-27-13)**Allowed 100 or More Points:** 101 (87-101) vs. [6] Kentucky (12-3-96)**Allowed 100 or More Points (Big Ten):** 106 (65-106) vs. [4] Indiana (1-28-92)**Allowed 50 or Fewer Points:** 50 (79-50) vs. Maryland-Eastern Shore (12-17-13)**Allowed 40 or Fewer Points:** 36 (61-36) vs. Eastern Michigan (12-10-11)**Allowed 60 Points in a Half:** 62 (2nd) by Michigan State (1-25-89)**Allowed 15 Points or Less in a Half:** 12 (2nd) by UNC Wilmington (11-21-12)**Allowed 20 Points or Less in a Half:** 17 (1st) by Maryland-Eastern Shore (12-17-13)**Team - Shooting****Shot 30.0 Percent or Lower From the Field:** .276 (16-58) vs. Northwestern (1-21-14)**Shot 35.0 Percent or Lower From the Field and Won:** .319 (18-57) vs. Penn State (1-18-14)**Shot 50.0 Percent or Higher From the Field and Lost:** .533 (24-45) vs. Indiana State (12-28-06)**Shot 55.0 Percent From the Field:** .585 (31-53) vs. Western Illinois (3-20-13)**Shot 55.0 Percent From the Field in Consecutive Games:** .585 (31-53) vs. Wofford (11-19-05); .580 (29-50) vs. South Alabama (11-22-05)**Shot 60.0 Percent From the Field:** .612 (30-49) vs. [22] Michigan 2-11-06)**Shot 65.0 Percent From the Field:** .650 (39-60) vs. Ohio State (2-7-98)**Shot 70.0 Percent From the Field:** .770 (47-61) vs. LIU Brooklyn (11-14-97)**Shot 60.0 Percent From the Field in Both Halves:** (.640 / .636) vs. Minnesota (3-8-01)**Shot 65.0 Percent From the Field in Both Halves:** (.727 / .821) vs. LIU Brooklyn (11-14-97)**Shot 25.0 Percent or Lower From the Field in a Half:** .192 (1st) vs. Northwestern (3-9-14)**Shot 70.0 Percent From the Field in a Half:** .714 (2nd) vs. Illinois (12-31-11)**Shot 75.0 Percent From the Field in a Half:** .821 (2nd) vs. LIU Brooklyn (11-14-97)**Opponent Shot 30.0 Percent or Lower From the Field:** .286 (16-56) by Northwestern (2-24-13)**Opponent Shot 65.0 Percent From the Field:** .674 (29-43) by Loyola, Illinois (12-28-91)**Opponent Shot 70.0 Percent From the Field:** Never**Opponent Shot 65.0 Percent From the Field in Both Halves:** (.667 / .682) by Loyola, Illinois (12-28-91)**Opponent Shot 25.0 Percent or Lower From the Field in a Half:** .217 (1st) by Md.-Eastern Shore (12-17-13)**Opponent Shot 70.0 Percent From the Field in a Half:** .810 (2nd) by Michigan (2-26-09)**Opponent Shot 75.0 Percent From the Field in a Half:** .810 (2nd) by Michigan (2-26-09)**Team - Three-Pointers****Made 0 Three-Pointers:** 0 vs. Penn State (2-5-13)**Made 10 Three-Pointers:** 10 vs. Indiana (2-15-14)**Made 12 Three-Pointers:** 12 vs. [7] Ohio State (3-9-12)**Made 15 Three-Pointers:** 16 vs. Ohio State (2-7-98)**Made 12 or More Three-Pointers in Consecutive Games:** 13 vs. Nebraska (3-8-12); 12 vs. [7] Ohio State (3-9-12)**Attempted 5 or Fewer Three-Pointers:** 5 vs. [12] Michigan State (2-9-13)**Attempted 10 or Fewer Three-Pointers:** 5 vs. [12] Michigan State (2-9-13)**Attempted 25 Three-Pointers:** 26 vs. [7] Ohio State (3-9-12)**Attempted 30 Three-Pointers:** 34 vs. Coppin State (11-26-11)**Made 50.0 Percent of Three-Pointers:** .500 (7-of-14) vs. [13] Michigan State (2-20-14)**Made 60.0 Percent of Three-Pointers:** .636 (7-of-11) vs. Western Illinois (3-20-13)**Team - Free Throws****Made 30 Free Throws:** 31 vs. Michigan State (1-14-03)**Made 35 Free Throws:** 35 vs. [9] Illinois (1-9-02)**Made 40 Free Throws:** 41 vs. Northwestern (2-8-69)**Made All of Its Free Throw Attempts:** 13-of-13 vs. Minnesota (1-13-11)**Attempted 40 Free Throws:** 40 vs. [13] Michigan State (2-20-14)**Attempted 45 Free Throws:** 46 vs. [9] Illinois (1-9-02)**Attempted 50 Free Throws:** 51 vs. Minnesota (2-16-91)**Attempted 5 or Fewer Free Throws:** 5 vs. Ohio State (2-8-14)**Attempted 0 Free Throws in a Half:** 0 (2nd) vs. Ohio State (2-8-14)**Shot 40.0 Percent or Less From the Free Throw Line:** .400 (2-of-5) vs. Ohio State (2-8-14)**Team - Assists****Had 5 or Fewer Assists:** 5 vs. Nebraska (2-23-14)**Had 25 Assists:** 26 vs. IPFW (12-21-10)**Had 30 Assists:** 30 vs. Alcorn State (11-17-10)**Had 3.00 Assist:Turnover Ratio:** 4.00 (20:5) vs. Northwestern (2-12-12)**Team - Turnovers****Had 6 or Fewer Turnovers:** 6 vs. [15] Ohio State (1-8-13)**Had 20 or More Turnovers:** 20 vs. Hofstra (11-11-12)**Forced 6 or Fewer Turnovers:** 6 vs. Northwestern (3-9-14)**Forced 20 or More Turnovers:** 20 vs. Eastern Michigan (12-7-13)**Team - Rebound Margin****Had Plus-20 Rebound Margin:** +25 (48-23) vs. Northwestern (2-24-13)**Had Plus-25 Rebound Margin:** +25 (48-23) vs. Northwestern (2-24-13)**Had Minus-20 Rebound Margin:** -21 (27-48) vs. [3] Duke (3-26-10)**Had Minus-25 Rebound Margin:** -26 (20-46) vs. [10] Michigan State (2-28-10)**Team - Close Games****Game Decided by One Point:** L, 76-77 (ot) vs. [16] Michigan (2-26-14)**Game Decided by Two Points or Less:** L, 61-63 vs. [24] Ohio State (3-13-14)**Game Decided by Three Points or Less:** L, 61-63 vs. [24] Ohio State (3-13-14)**Two Consecutive Games Decided by Three Points or Less:** W, 65-64 vs. Penn State (1-18-14); L, 60-63 (2 ot) vs. Northwestern (1-21-14)**Team - Overtime****Played an Overtime Game:** L, 76-77 (ot) vs. [16] Michigan (2-26-14)**Played a Two-Overtime Game:** W, 77-74 (3 ot) vs. Minnesota (2-5-14)**Played a Three-Overtime Game:** W, 77-74 (3 ot) vs. Minnesota (2-5-14)**Played a Four-Plus Overtime Game:** L, 56-59 (6 ot) vs. Minnesota (1-29-55)**Played Consecutive Overtime Games:** L, 72-74 (ot) vs. Illinois (1-8-92); W, 77-69 (ot) vs. Iowa (1-11-92)**Team - Comebacks****Came Back From 10 Down in the Second Half to Win:** W, 68-63 vs. Siena (12-1-13; trailed 48-32 w/ 17:56 left)**Came Back From 15 Down in the Second Half to Win:** W, 68-63 vs. Siena (12-1-13; trailed 48-32 w/ 17:56 left)**Gave Up a 10-Point Lead in the Second Half to Lose:** L, 49-59 vs. Washington State (11-29-13; led 29-19 w/ 19:18 left)**Gave Up a 15-Point Lead in the Second Half to Lose:** L, 63-66 vs. [11] Xavier (12-3-11; led 55-36 w/ 10:44 left)**Team - Ranked Games****Beat The No. 1-Ranked Team:** W, 72-69 vs. [1] Arizona (11-25-00)**Beat a Top-5 Ranked Team:** W, 76-63 vs. [2] Ohio State (2-20-11)**Beat a Top-5 Ranked Team on the Road:** W, 95-94 vs. [3] Michigan (3-6-94)**Beat a Top-10 Ranked Team:** W, 76-63 vs. [2] Ohio State (2-20-11)**Beat a Top-10 Ranked Team on the Road:** W, 60-57 vs. [9] Ohio State (2-17-10)**Beat a Top-25 Team:** W, 69-56 vs. [17] Wisconsin (3-3-13)**Beat a Top-25 Ranked Team on the Road:** W, 69-56 vs. [17] Wisconsin (3-3-13)

## Season / Career Highs

## #0 - Jon Octeus

<b>Points</b>	
S:	0
C:	27 vs. [15] Gonzaga (11-11-13)
<b>Rebounds</b>	
S:	0
C:	9, Three Times
<b>Assists</b>	
S:	0
C:	8 vs. New Mexico State (11-30-13)
<b>Steals</b>	
S:	0
C:	3, Three Times
<b>Blocked Shots</b>	
S:	0
C:	2 vs. San Jose State (3-5-14)
<b>Field Goals Made</b>	
S:	0
C:	9 vs. Wyoming (2-22-14)
<b>Field Goal Attempts</b>	
S:	0
C:	17 vs. Utah State (2-11-4)
<b>Three-Pointers Made</b>	
S:	0
C:	3, Two Times
<b>Three-Point Attempts</b>	
S:	0
C:	6 vs. San Jose State (3-5-14)
<b>Free Throws Made</b>	
S:	0
C:	13 vs. [15] Gonzaga (11-11-13)
<b>Free Throw Attempts</b>	
S:	0
C:	16 vs. [15] Gonzaga (11-11-13)
<b>Minutes</b>	
S:	0
C:	40, Four Times

## #1 - Bryson Scott

<b>Points</b>	
S:	0
C:	18 vs. [5] Oklahoma State (11-28-13)
<b>Rebounds</b>	
S:	0
C:	10 vs. Nebraska (2-23-14)
<b>Assists</b>	
S:	0
C:	5 vs. Eastern Michigan (12-7-13)
<b>Steals</b>	
S:	0
C:	4 vs. Eastern Illinois (11-20-13)
<b>Blocked Shots</b>	
S:	0
C:	1, Three Times
<b>Field Goals Made</b>	
S:	0
C:	6 vs. Butler (12-14-13)
<b>Field Goal Attempts</b>	
S:	0
C:	15 vs. [5] Oklahoma State (11-28-13)
<b>Three-Pointers Made</b>	
S:	0
C:	2 vs. [5] Oklahoma State (11-28-13)
<b>Three-Point Attempts</b>	
S:	0
C:	2 vs. [5] Oklahoma State (11-28-13)
<b>Free Throws Made</b>	
S:	0
C:	10 vs. Eastern Michigan (12-7-13)
<b>Free Throw Attempts</b>	
S:	0
C:	13 vs. Eastern Michigan (12-7-13)
<b>Minutes</b>	
S:	0
C:	24 vs. Eastern Michigan (12-7-13)

## #2 - Jon McKeeman

<b>Points</b>	
S:	0
C:	5 vs. Central Connecticut State (11-13-13)
<b>Rebounds</b>	
S:	0
C:	2 vs. Central Connecticut State (11-13-13)
<b>Assists</b>	
S:	0
C:	0
<b>Steals</b>	
S:	0
C:	0
<b>Blocked Shots</b>	
S:	0
C:	0
<b>Field Goals Made</b>	
S:	0
C:	2 vs. Central Connecticut State (11-13-13)
<b>Field Goal Attempts</b>	
S:	0
C:	4 vs. Central Connecticut State (11-13-13)
<b>Three-Pointers Made</b>	
S:	0
C:	1 vs. Central Connecticut State (11-13-13)
<b>Three-Point Attempts</b>	
S:	0
C:	2 vs. Central Connecticut State (11-13-13)
<b>Free Throws Made</b>	
S:	0
C:	0
<b>Free Throw Attempts</b>	
S:	0
C:	0
<b>Minutes</b>	
S:	0
C:	3 vs. Central Connecticut State (11-13-13)

## #3 - P.J. Thompson

<b>Points</b>	
S:	0
C:	0
<b>Rebounds</b>	
S:	0
C:	0
<b>Assists</b>	
S:	0
C:	0
<b>Steals</b>	
S:	0
C:	0
<b>Blocked Shots</b>	
S:	0
C:	0
<b>Field Goals Made</b>	
S:	0
C:	0
<b>Field Goal Attempts</b>	
S:	0
C:	0
<b>Three-Pointers Made</b>	
S:	0
C:	0
<b>Three-Point Attempts</b>	
S:	0
C:	0
<b>Free Throws Made</b>	
S:	0
C:	0
<b>Free Throw Attempts</b>	
S:	0
C:	0
<b>Minutes</b>	
S:	0
C:	0

## #5 - Basil Smotherman

<b>Points</b>	
S:	12 vs. Penn State (1-18-14)
C:	12 vs. Penn State (1-18-14)
<b>Rebounds</b>	
S:	10 vs. Penn State (1-18-14)
C:	10 vs. Penn State (1-18-14)
<b>Assists</b>	
S:	2, Three Times
C:	2, Three Times
<b>Steals</b>	
S:	2, Two Times
C:	2, Two Times
<b>Blocked Shots</b>	
S:	1, Four Times
C:	1, Four Times
<b>Field Goals Made</b>	
S:	5 vs. West Virginia (12-22-13)
C:	5 vs. West Virginia (12-22-13)
<b>Field Goal Attempts</b>	
S:	9 vs. West Virginia (12-22-13)
C:	9 vs. West Virginia (12-22-13)
<b>Three-Pointers Made</b>	
S:	1 vs. Boston College (12-4-13)
C:	1 vs. Boston College (12-4-13)
<b>Three-Point Attempts</b>	
S:	2, Two Times
C:	2, Two Times
<b>Free Throws Made</b>	
S:	6 vs. Penn State (1-18-14)
C:	6 vs. Penn State (1-18-14)
<b>Free Throw Attempts</b>	
S:	7 vs. Penn State (1-18-14)
C:	7 vs. Penn State (1-18-14)
<b>Minutes</b>	
S:	38 vs. Northwestern (1-21-14)
C:	38 vs. Northwestern (1-21-14)

## #11 - Stephen Toyra

<b>Points</b>	
S:	0
C:	4, Two Times
<b>Rebounds</b>	
S:	0
C:	2 vs. Penn State (1-13-13)
<b>Assists</b>	
S:	0
C:	1 vs. Northwestern (2-24-13)
<b>Steals</b>	
S:	0
C:	1, Two Times
<b>Blocked Shots</b>	
S:	0
C:	0
<b>Field Goals Made</b>	
S:	0
C:	2 vs. Michigan (1-30-14)
<b>Field Goal Attempts</b>	
S:	0
C:	3, Three Times
<b>Three-Pointers Made</b>	
S:	0
C:	0
<b>Three-Point Attempts</b>	
S:	0
C:	1, Five Times
<b>Free Throws Made</b>	
S:	0
C:	2, Three Times
<b>Free Throw Attempts</b>	
S:	0
C:	4 vs. Northwestern (2-24-13)
<b>Minutes</b>	
S:	0
C:	7 vs. Penn State (2-5-13)

## #12 - Vince Edwards

<b>Points</b>	
S:	0
C:	0
<b>Rebounds</b>	
S:	0
C:	0
<b>Assists</b>	
S:	0
C:	0
<b>Steals</b>	
S:	0
C:	0
<b>Blocked Shots</b>	
S:	0
C:	0
<b>Field Goals Made</b>	
S:	0
C:	0
<b>Field Goal Attempts</b>	
S:	0
C:	0
<b>Three-Pointers Made</b>	
S:	0
C:	0
<b>Three-Point Attempts</b>	
S:	0
C:	0
<b>Free Throws Made</b>	
S:	0
C:	0
<b>Free Throw Attempts</b>	
S:	0
C:	0
<b>Minutes</b>	
S:	0
C:	0

## #20 - A.J. Hammons

<b>Points</b>	
S:	0
C:	30 vs. [3] Indiana (1-30-13)
<b>Rebounds</b>	
S:	0
C:	16 vs. [3] Ohio State (12-31-13)
<b>Assists</b>	
S:	0
C:	4 vs. [3] Ohio State (12-31-13)
<b>Steals</b>	
S:	0
C:	3 vs. UNC Wilmington (11-21-12)
<b>Blocked Shots</b>	
S:	0
C:	7 vs. Central Conn. St. (11-13-13)
<b>Field Goals Made</b>	
S:	0
C:	10 vs. [3] Indiana (1-30-13)
<b>Field Goal Attempts</b>	
S:	0
C:	19, Two Times
<b>Three-Pointers Made</b>	
S:	0
C:	0
<b>Three-Point Attempts</b>	
S:	0
C:	1, Five Times
<b>Free Throws Made</b>	
S:	0
C:	11, Two Times
<b>Free Throw Attempts</b>	
S:	0
C:	17 vs. Northwestern (1-21-14)
<b>Minutes</b>	
S:	0
C:	46 vs. Minnesota (2-5-14)



**Season / Career Highs**
**#21 - Kendall Stephens**

<b>Points</b>	
S:	0
C:	19 vs. [13] Michigan State (2-20-14)
<b>Rebounds</b>	
S:	0
C:	6 vs. Northwestern (3-9-14)
<b>Assists</b>	
S:	0
C:	5 vs. Northwestern (3-9-14)
<b>Steals</b>	
S:	0
C:	3 vs. [13] Michigan State (2-20-14)
<b>Blocked Shots</b>	
S:	0
C:	3 vs. Indiana (2-15-14)
<b>Field Goals Made</b>	
S:	0
C:	5, Two Times
<b>Field Goal Attempts</b>	
S:	0
C:	13 vs. Minnesota (2-5-14)
<b>Three-Pointers Made</b>	
S:	0
C:	4, Three Times
<b>Three-Point Attempts</b>	
S:	0
C:	11 vs. Eastern Michigan (12-7-13)
<b>Free Throws Made</b>	
S:	0
C:	7 vs. [13] Michigan State (2-20-14)
<b>Free Throw Attempts</b>	
S:	0
C:	8 vs. [13] Michigan State (2-20-14)
<b>Minutes</b>	
S:	0
C:	31, Two Times

**#23 - Jacquil Taylor**

<b>Points</b>	
S:	0
C:	0
<b>Rebounds</b>	
S:	0
C:	0
<b>Assists</b>	
S:	0
C:	0
<b>Steals</b>	
S:	0
C:	0
<b>Blocked Shots</b>	
S:	0
C:	0
<b>Field Goals Made</b>	
S:	0
C:	0
<b>Field Goal Attempts</b>	
S:	0
C:	0
<b>Three-Pointers Made</b>	
S:	0
C:	0
<b>Three-Point Attempts</b>	
S:	0
C:	0
<b>Free Throws Made</b>	
S:	0
C:	0
<b>Free Throw Attempts</b>	
S:	0
C:	0
<b>Minutes</b>	
S:	0
C:	0

**#24 - Anfernee Brown**

<b>Points</b>	
S:	0
C:	2 vs. Boston College (12-4-13)
<b>Rebounds</b>	
S:	0
C:	1, Two Times
<b>Assists</b>	
S:	0
C:	1, Two Times
<b>Steals</b>	
S:	0
C:	0
<b>Blocked Shots</b>	
S:	0
C:	0
<b>Field Goals Made</b>	
S:	0
C:	1 vs. Boston College (12-4-13)
<b>Field Goal Attempts</b>	
S:	0
C:	2 vs. Eastern Illinois (11-20-13)
<b>Three-Pointers Made</b>	
S:	0
C:	0
<b>Three-Point Attempts</b>	
S:	0
C:	1, Two Times
<b>Free Throws Made</b>	
S:	0
C:	0
<b>Free Throw Attempts</b>	
S:	0
C:	0
<b>Minutes</b>	
S:	0
C:	3, Two Times

**#30 - Neal Beshears**

<b>Points</b>	
S:	0
C:	3 vs. Hofstra (11-11-12)
<b>Rebounds</b>	
S:	0
C:	2, Two Times
<b>Assists</b>	
S:	0
C:	2 vs. Northern Illinois (11-11-11)
<b>Steals</b>	
S:	0
C:	0
<b>Blocked Shots</b>	
S:	0
C:	1, Two Times
<b>Field Goals Made</b>	
S:	0
C:	1, Three Times
<b>Field Goal Attempts</b>	
S:	0
C:	2 vs. Lamar (12-4-12)
<b>Three-Pointers Made</b>	
S:	0
C:	1 vs. Hofstra (11-11-12)
<b>Three-Point Attempts</b>	
S:	0
C:	1, Four Times
<b>Free Throws Made</b>	
S:	0
C:	2 vs. IPFW (12-20-11)
<b>Free Throw Attempts</b>	
S:	0
C:	2 vs. IPFW (12-20-11)
<b>Minutes</b>	
S:	0
C:	8 vs. [1] Indiana (2-16-13)

**#31 - Dakota Mathias**

<b>Points</b>	
S:	0
C:	0
<b>Rebounds</b>	
S:	0
C:	0
<b>Assists</b>	
S:	0
C:	0
<b>Steals</b>	
S:	0
C:	0
<b>Blocked Shots</b>	
S:	0
C:	0
<b>Field Goals Made</b>	
S:	0
C:	0
<b>Field Goal Attempts</b>	
S:	0
C:	0
<b>Three-Pointers Made</b>	
S:	0
C:	0
<b>Three-Point Attempts</b>	
S:	0
C:	0
<b>Free Throws Made</b>	
S:	0
C:	0
<b>Free Throw Attempts</b>	
S:	0
C:	0
<b>Minutes</b>	
S:	0
C:	0

**#35 - Rapheal Davis**

<b>Points</b>	
S:	0
C:	21 vs. [22] Notre Dame (12-15-12)
<b>Rebounds</b>	
S:	0
C:	10 vs. [16] Michigan (2-26-14)
<b>Assists</b>	
S:	0
C:	5 vs. Boston College (12-4-13)
<b>Steals</b>	
S:	0
C:	2, Four Times
<b>Blocked Shots</b>	
S:	0
C:	2, Three Times
<b>Field Goals Made</b>	
S:	0
C:	8 vs. [22] Notre Dame (12-15-12)
<b>Field Goal Attempts</b>	
S:	0
C:	12 vs. [20] Iowa (3-2-14)
<b>Three-Pointers Made</b>	
S:	0
C:	2, Two Times
<b>Three-Point Attempts</b>	
S:	0
C:	3, Six Times
<b>Free Throws Made</b>	
S:	0
C:	9 vs. [13] Michigan State (2-20-14)
<b>Free Throw Attempts</b>	
S:	0
C:	10 vs. [13] Michigan State (2-20-14)
<b>Minutes</b>	
S:	0
C:	37 vs. [16] Michigan (2-26-14)

**#44 - Isaac Haas**

<b>Points</b>	
S:	0
C:	0
<b>Rebounds</b>	
S:	0
C:	0
<b>Assists</b>	
S:	0
C:	0
<b>Steals</b>	
S:	0
C:	0
<b>Blocked Shots</b>	
S:	0
C:	0
<b>Field Goals Made</b>	
S:	0
C:	0
<b>Field Goal Attempts</b>	
S:	0
C:	0
<b>Three-Pointers Made</b>	
S:	0
C:	0
<b>Three-Point Attempts</b>	
S:	0
C:	0
<b>Free Throws Made</b>	
S:	0
C:	0
<b>Free Throw Attempts</b>	
S:	0
C:	0
<b>Minutes</b>	
S:	0
C:	0

## Career Stats

## Beshears, Neal

Season	gp-gs	min/avg	Total		3-Point		F-Throws		Rebounds				pf	fo	ast	to	blk	stl	Scoring	
			fg-fga	pct	fg-fga	pct	ft-fa	pct	off	def	tot	avg							pts	avg
2011-12	10-0	22/2.2	2-3	.667	0-1	.000	2-2	1.000	1	2	3	0.3	1	0	2	3	0	0	6	0.6
2012-13	10-0	27/2.7	1-4	.250	1-3	.333	0-0	.000	1	4	5	0.5	2	0	4	1	0	3	3	0.3
2013-14	6-0	12/2.0	0-1	.000	0-0	.000	0-0	.000	0	2	2	0.3	2	0	0	0	1	0	0	0.0
TOTAL	26-0	61/2.3	3-8	.375	1-4	.250	2-2	1.000	2	8	10	0.4	5	0	6	4	1	3	9	0.3

## Brown, Anfernee

Season	gp-gs	min/avg	Total		3-Point		F-Throws		Rebounds				pf	fo	ast	to	blk	stl	Scoring	
			fg-fga	pct	fg-fga	pct	ft-fa	pct	off	def	tot	avg							pts	avg
2013-14	5-0	9/1.8	1-4	.250	0-2	.000	0-0	.000	0	2	2	0.4	0	0	2	0	0	0	2	0.4
TOTAL	5-0	9/1.8	1-4	.250	0-2	.000	0-0	.000	0	2	2	0.4	0	0	2	0	0	0	2	0.4

## Davis, Rapheal

Season	gp-gs	min/avg	Total		3-Point		F-Throws		Rebounds				pf	fo	ast	to	blk	stl	Scoring	
			fg-fga	pct	fg-fga	pct	ft-fa	pct	off	def	tot	avg							pts	avg
2012-13	34-17	644/18.9	66-137	.482	10-33	.303	53-80	.663	38	94	132	3.9	63	2	30	42	6	18	195	5.7
2013-14	32-15	593/18.5	61-141	.433	9-33	.273	60-77	.779	49	70	119	3.7	61	1	42	27	10	16	191	6.0
TOTAL	66-32	1237/18.7	127-278	.457	19-66	.288	113-157	.720	87	164	251	3.8	124	3	72	69	16	34	386	5.8

## Edwards, Vince

## Haas, Isaac

## Hammons, A.J.

Season	gp-gs	min/avg	Total		3-Point		F-Throws		Rebounds				pf	fo	ast	to	blk	stl	Scoring	
			fg-fga	pct	fg-fga	pct	ft-fa	pct	off	def	tot	avg							pts	avg
2012-13	34-27	786/23.1	140-283	.495	0-0	.000	79-116	.681	82	122	204	6.0	69	1	21	55	67	11	359	10.6
2013-14	31-25	775/25.0	117-228	.513	0-5	.000	101-144	.701	73	157	230	7.4	91	3	15	78	96	13	335	10.8
TOTAL	65-52	1561/24.0	257-511	.503	0-5	.000	180-260	.692	155	279	434	6.7	160	4	36	133	163	24	694	10.7

## Mathias, Dakota

## McKeeman, Jon

Season	gp-gs	min/avg	Total		3-Point		F-Throws		Rebounds				pf	fo	ast	to	blk	stl	Scoring	
			fg-fga	pct	fg-fga	pct	ft-fa	pct	off	def	tot	avg							pts	avg
2012-13	1-0	1/1.0	0-0	.000	0-0	.000	0-0	.000	0	0	0	0.0	0	0	0	0	0	0	0	0.0
2013-14	5-0	10/2.0	2-5	.400	1-2	.500	0-0	.000	0	4	4	0.8	0	0	0	0	0	0	5	1.0
TOTAL	6-0	11/1.8	2-5	.400	1-2	.500	0-0	.000	0	4	4	0.7	0	0	0	0	0	0	5	0.8

## Octeus, Jon

Season	gp-gs	min/avg	Total		3-Point		F-Throws		Rebounds				pf	fo	ast	to	blk	stl	Scoring	
			fg-fga	pct	fg-fga	pct	ft-fa	pct	off	def	tot	avg							pts	avg
2012-13*	35-1	686/19.6	50-139	.360	7-35	.200	59-75	.787	13	77	90	2.6	74	0	45	37	3	14	166	4.7
2013-14*	32-32	1075/33.6	130-320	.406	27-76	.355	143-189	.757	33	117	150	4.7	85	3	73	39	5	28	430	13.4
All*	67-33	1761/26.3	180-459	.392	34-111	.306	202-264	.765	46	194	240	3.6	159	3	118	76	8	42	596	8.9

\* Statistics from prior team/school

## Career Stats

### Scott, Bryson

Season	gp-gs	min/avg	Total		3-Point		F-Throws		Rebounds				pf	fo	ast	to	blk	stl	Scoring	
			fg-fga	pct	fg-fga	pct	ft-fta	pct	off	def	tot	avg							pts	avg
2013-14	32-2	502/15.7	61-170	.359	5-13	.385	70-95	.737	22	60	82	2.6	54	2	44	46	3	30	197	6.2
TOTAL	32-2	502/15.7	61-170	.359	5-13	.385	70-95	.737	22	60	82	2.6	54	2	44	46	3	30	197	6.2

### Smotherman, Basil

Season	gp-gs	min/avg	Total		3-Point		F-Throws		Rebounds				pf	fo	ast	to	blk	stl	Scoring	
			fg-fga	pct	fg-fga	pct	ft-fta	pct	off	def	tot	avg							pts	avg
2013-14	32-16	604/18.9	65-112	.580	1-12	.083	28-49	.571	46	75	121	3.8	67	1	21	17	4	15	159	5.0
TOTAL	32-16	604/18.9	65-112	.580	1-12	.083	28-49	.571	46	75	121	3.8	67	1	21	17	4	15	159	5.0

### Stephens, Kendall


Season	gp-gs	min/avg	Total		3-Point		F-Throws		Rebounds				pf	fo	ast	to	blk	stl	Scoring	
			fg-fga	pct	fg-fga	pct	ft-fta	pct	off	def	tot	avg							pts	avg
2013-14	32-16	657/20.5	80-225	.356	64-173	.370	32-37	.865	7	50	57	1.8	60	1	25	23	12	14	256	8.0
TOTAL	32-16	657/20.5	80-225	.356	64-173	.370	32-37	.865	7	50	57	1.8	60	1	25	23	12	14	256	8.0

### Taylor, Jacquil

### Thompson, P.J.

### Toyra, Stephen

Season	gp-gs	min/avg	Total		3-Point		F-Throws		Rebounds				pf	fo	ast	to	blk	stl	Scoring	
			fg-fga	pct	fg-fga	pct	ft-fta	pct	off	def	tot	avg							pts	avg
2012-13	11-0	30/2.7	0-1	.000	0-1	.000	2-5	.400	2	2	4	0.4	1	0	1	0	0	0	2	0.2
2013-14	8-0	30/3.8	4-12	.333	0-4	.000	4-4	1.000	2	1	3	0.4	5	0	0	3	0	2	12	1.5
TOTAL	19-0	60/3.2	4-13	.308	0-5	.000	6-9	.667	4	3	7	0.4	6	0	1	3	0	2	14	0.7

	<b>#0 - Jon Octeus   Sr.   Guard</b>									
	6-4   175   Miami, Fla.   Royal Palm Beach   Colorado State									
<b>2014-15 Record:</b> 0-0	GP / GS	PPG	RPG	APG	Blks.	Stls.	FG %	3P %	FT %	
	32 / 32	13.4	4.7	2.3	5	28	.406	.355	.757	
<b>Big Ten Record:</b> 0-0	<b>#1 - Bryson Scott   Soph.   Guard</b>									
	6-1   206   Fort Wayne, Ind.   Northrop									
<b>Last Game:</b> Def. Carroll (Mont.), 90-49, on Nov. 7 in Mackey Arena	GP / GS	PPG	RPG	APG	Blks.	Stls.	FG %	3P %	FT %	
	32 / 2	6.2	2.6	1.4	3	30	.359	.385	.737	
<b>Next Game:</b> IUPUI November 16, 2014	<b>#2 - Jon McKeeman   Jr.   Guard</b>									
	6-1   190   Fort Wayne, Ind.   Carroll									
<b>Head Coach:</b> Matt Painter <b>PU:</b> 191-112 / 10th <b>CAR:</b> 216-117 / 11th	GP / GS	PPG	RPG	APG	Blks.	Stls.	FG %	3P %	FT %	
	5 / 0	1.0	0.8	0.0	0	0	2-5	1-2	0-0	
<b>Assistant Coaches:</b> Jack Owens Brandon Brantley Greg Gary Elliot Bloom (DBO)	<b>#3 - P.J. Thompson   Fr.   Guard</b>									
	5-10   188   Indianapolis, Ind.   Brebeuf Prep									
<b>Quick Scores:</b>	GP / GS	PPG	RPG	APG	Blks.	Stls.	FG %	3P %	FT %	
	---	---	---	---	---	---	---	---	---	---
<b>Opponent</b>	<b>#5 - Basil Smotherman (baz-ull)   Soph.   Forward</b>									
	6-6   222   Indianapolis, Ind.   North Central									
<b>Date / Result</b>	GP / GS	PPG	RPG	APG	Blks.	Stls.	FG %	3P %	FT %	
	32 / 16	5.0	3.8	0.7	4	15	.580	.083	.571	
Samford	N14									
IUPUI	N16									
Grambling	N20									
vs. Kansas State	N24									
vs. Arizona / Missouri	N25									
vs. To Be Determined	N26									
North Carolina State	D2									
North Florida	D6									
IPFW	D8									
Arkansas State	D10									
at Vanderbilt	D13									
vs. Notre Dame	D20									
Gardner-Webb	D22									
Minnesota	D31									
Michigan	J3									
at Wisconsin	J7									
Maryland	J10									
at Penn State	J17									
at Illinois	J21									
Iowa	J24									
Indiana	J28									
at Northwestern	J31									
Ohio State	F4									
at Minnesota	F7									
at Rutgers	F12									
Nebraska	F15									
at Indiana	F19									
Rutgers	F26									
at Ohio State	M1									
at Michigan State	M4									
Illinois	M7									
Big Ten Tournament	M11 - 15									
<b>Web:</b> PurdueSports.com <b>Twitter:</b> @BoilerBall <b>Contact:</b> Chris Forman <b>Email:</b> cforman@purdue.edu <b>Office:</b> 765-494-3201 <b>Cell:</b> 413-687-4590 <b>Twitter:</b> @ChrisForman12	<b>#20 - A.J. Hammons   Jr.   Center</b>									
	7-0   261   Gary, Ind.   Oak Hill (Va.) Academy									
<b>GP / GS</b>	PPG	RPG	APG	Blks.	Stls.	FG %	3P %	FT %		
	31 / 25	10.8	7.4	0.5	96	13	.513	0-5	.701	
<b>#21 - Kendall Stephens   Soph.   Guard</b>	6-6   197   St. Charles, Ill.   St. Charles East									
	GP / GS	PPG	RPG	APG	Blks.	Stls.	FG %	3P %	FT %	
<b>#23 - Jacquiel Taylor (juh-Keel)   Fr.   Forward</b>	6-9   217   Cambridge, Mass.   Beaver Country Day									
	GP / GS	PPG	RPG	APG	Blks.	Stls.	FG %	3P %	FT %	
	---	---	---	---	---	---	---	---	---	---
<b>#24 - Anfernee Brown   Soph.   Guard</b>	6-1   190   East Chicago, Ill.   East Chicago Central									
	GP / GS	PPG	RPG	APG	Blks.	Stls.	FG %	3P %	FT %	
	5 / 0	0.4	0.4	0.4	0	0	1-4	0-2	0-0	
<b>#30 - Neal Beshears   Sr.   Forward</b>	6-7   198   Winchester, Ind.   Maine Central Institute									
	GP / GS	PPG	RPG	APG	Blks.	Stls.	FG %	3P %	FT %	
	6 / 0	0.0	0.3	0.0	1	0	0-1	0-0	0-0	
<b>#31 - Dakota Mathias (muh-Thigh-us)   Fr.   Guard</b>	6-4   197   Elida, Ohio   Elida									
	GP / GS	PPG	RPG	APG	Blks.	Stls.	FG %	3P %	FT %	
	---	---	---	---	---	---	---	---	---	---
<b>#35 - Rapheal Davis (Ray-fell)   Jr.   Guard</b>	6-5   217   Fort Wayne, Ind.   La Lumiere School									
	GP / GS	PPG	RPG	APG	Blks.	Stls.	FG %	3P %	FT %	
	32 / 15	6.0	3.7	1.3	10	16	.433	.273	.779	
<b>#44 - Isaac Haas (HAHSS)   Fr.   Center</b>	7-2   297   Piedmont, Ala.   Hokes Bluff									
	GP / GS	PPG	RPG	APG	Blks.	Stls.	FG %	3P %	FT %	
	---	---	---	---	---	---	---	---	---	---