

BIG PURDUE BOILERMAKERS

2020-21 BASKETBALL GAME NOTES

MBB Contact: Chris Forman ►► Email: cforman@purdue.edu ►► Office: 765.494.3201 ►► Cell: 413.687.4590 ►► Address: 900 John Wooden Drive, West Lafayette, IN 47907

GAME 18 // BOILERMAKERS OPEN SECOND HALF OF BIG TEN PLAY WITH RANKED CHALLENGE

MINNESOTA (11-5 / 4-5 BIG TEN) vs. PURDUE (11-6 / 6-4 BIG TEN)



Saturday, Jan. 30, 2021 • 7:37 p.m. ET • West Lafayette, Indiana • Mackey Arena

TV: BTN (streaming online on the FOX Sports App); Dave Revsine and Len Elmore on the call.

RADIO: 22 stations on the Purdue Radio Network and available on TuneIn.com and TuneIn app; Rob Blackman and Bobby Riddell.

LIVE STATS: PurdueStats.com // SOCIAL MEDIA: @BoilerBall on Twitter, Instagram and Facebook

ALL STATS AND NOTES ARE COMPILED THROUGH GAMES PLAYED JANUARY 27.

	Record	11-5	vs.	Record	11-6	
	Big Ten	4-5		Big Ten	6-4	
	Home	11-1		Home	6-1	
	Away	0-4		Away	3-4	
	Neutral	0-0		Neutral	2-1	
	Streak	Loss-1		Streak	Loss-1	
	AP / Coaches	21 / 20		AP / Coaches	RV / RV	
	NET / KenPom	37 / 29		NET / KenPom	31 / 31	

THE SERIES: Purdue leads, 105-85 // LAST MEETING: Jan. 2, 2020 (Purdue, 83-78; ot) // STREAK: Purdue, win-1

RICHARD PITINO

8th season at Minnesota (138-113)

9th season overall (156-127)

THE HEAD COACHES

MATT PAINTER

Record at School

Career Record

16th season at Purdue (348-180)

17th season overall (373-185)

THE OPENING TIP

- After a much-needed eight-day break, the Purdue men's basketball team returns to action to start the second half of league play on Saturday by hosting No. 21-ranked Minnesota. Tip is scheduled for 7:37 p.m. ET, on the Big Ten Network with Dave Revsine and Len Elmore calling the game from a secluded tropical island.
- The short-handed Boilermakers saw a four-game winning streak end against Michigan, but with six of its final 10 games at home, Purdue looks to start the second half of league play on a high note as it pushes toward its sixth straight NCAA Tournament appearance.

THE KEY TALKING POINTS

- 1) Purdue leads the series with Minnesota by a 105-85 margin. Purdue is 41-7 against the Golden Gophers at Mackey Arena, having won 11 of 12 meetings in the facility under Matt Painter (one loss – Jan. 1, 2017; 91-82 overtime loss).
- 2) According to KenPom.com, Purdue ranks 331st (out of 347 teams) in experience (1.07 years). The total is 14th in the Big Ten. Indiana is the next least-experienced team in the league at 1.36 years (286th nationally).
- 3) Purdue has had its full arsenal of rotation players for just 10 of its 17 games this year, missing key personnel for seven games this year. Purdue went 7-3 in those 10 games, all coming against power-conference teams.
- 4) Friday's contest is game number 800 in Mackey Arena history. Purdue is 654-145 (.819) in the facility, including 353-107 (.767) in Big Ten play.
- 5) A win would give Matt Painter 174 wins in Big Ten play, tying Illinois' Harry Combes for eighth on the all-time Big Ten wins list.
- 6) Four freshmen have earned Big Ten Freshman of the Week honors, the most in league history. Michigan (2012-13) and Ohio St. (2010-11) had 3.
- 7) Purdue's strength of schedule ranks in the top 10 across all metrics (7th - ESPN BPI; 8th - Sagarin; 8th - KenPom; 9th - NCAA Net rankings).
- 8) Purdue owns a 51-9 record at Mackey Arena in Big Ten games since the start of the 2014-15 season. Michigan St. has next best record (47-12).
- 9) Saturday's game will be the 299th conference game that Matt Painter will coach in (18 at Southern Illinois; 280 at Purdue). He owns a 190-108 (.638) record in league games. He has finished in the top 3 of the league standings in 10 of his 16 completed seasons.
- 10) With the win over Penn State, Purdue has won 19 straight games when scoring at least 80 points; 41-2 since the start of the 2017-18 season.
- 11) Purdue averaged 15.4 turnovers per game during the first seven games. In the last 10 games, Purdue has averaged just 11.6 turnovers.
- 12) Purdue has won 102 straight games when scoring at least 90 points, spanning over 33 years (last loss: Nov. 24, 1987, to Iowa State).

PURDUE ROSTER

No.	Name	Yr.	Pos.	Ht.	Wt.	Hometown	GP / GS	PPG	RPG	APG	Other
0	► Mason Gillis	R-Fr.	F	6-6	230	New Castle, Ind.	17 / 12	4.9	3.3	1.2	47.5 FG %
1	Aaron Wheeler	Jr.	F	6-9	205	Stamford, Conn.	17 / 5	3.7	4.8	1.3	11 stls, 11 blks
2	► Eric Hunter Jr.	Jr.	G	6-4	170	Indianapolis, Ind.	13 / 12	10.3	2.6	3.2	28-33 FTs
4	Emmanuel Dowuona	So.	C	6-10	245	Miami, Fla.	0 / 0	—	—	—	
5	► Brandon Newman	R-Fr.	G	6-5	195	Valparaiso, Ind.	17 / 17	8.9	3.4	1.6	19-20 FTs
11	Isaiah Thompson	So.	G	6-1	160	Zionsville, Ind.	17 / 5	4.9	1.5	1.3	15-37 3Ps
14	Jared Wulbrun	Jr.	G	5-10	170	Stanford, Calif.	1 / 0	3.0	0.0	1.0	
15	Zach Edey	Fr.	C	7-4	285	Toronto, Ontario	17 / 2	7.9	4.2	0.2	57.6 FG %
21	Matt Frost	So.	F	6-5	200	Columbus, Ind.	1 / 0	3.0	0.0	1.0	
22	Chase Martin	Fr.	G	6-3	195	Columbia, Mo.	1 / 0	0.0	0.0	0.0	
23	Jaden Ivey	Fr.	G	6-4	200	South Bend, Ind.	12 / 1	7.6	2.8	1.6	6W 3 vs. OSU
24	Ethan Morton	Fr.	G	6-6	215	Butler, Pa.	17 / 0	0.6	0.8	1.0	1 TO last 11
34	Carson Barrett	Fr.	G	6-5	215	Lafayette, Ind.	0 / 0	—	—	—	
50	► Trevion Williams	Jr.	F	6-10	265	Chicago, Ill.	17 / 15	15.3	9.6	2.2	10+ pts last 12
55	► Sasha Stefanovic	Jr.	G	6-5	200	Crown Point, Ind.	16 / 16	11.1	3.2	2.4	41-90 3Ps

PURDUE SCHEDULE

Date	P / O	Rank	Opponent	TV	Time/Result
N25	1	- / -	vs. Liberty	CBS SN	W, 77-64
N26	1	- / -	vs. Clemson	CBS SN	L, 70-81
D1	- / -	- / -	Oakland	BTN	W, 93-50
D4	- / -	- / -	Valparaiso	BTN	W, 88-61
D8	2	- / -	at Miami	ESPN2	L, 54-58
D12	- / -	- / -	Indiana State	BTN	W, 80-68
D16	*	- / 20	Ohio State	BTN	W, 67-60
D19	3	- / -	vs. Notre Dame	ESPN2	W, 88-78
D22	*	RV / 4	at Iowa	BTN	L, 55-70
D25	*	RV / -	Maryland	FS1	W, 73-70
D29	*	- / 14	at Rutgers	FS1	L, 76-81
J2	*	- / 15	at Illinois	BTN	L, 58-66
J5	*	- / -	Nebraska	BTN	Postponed
J8	*	- / 23	at Michigan State	FS1	W, 55-54
J14	*	- / RV	at Indiana	FS1	W, 81-69
J17	*	- / -	Penn State	BTN	W, 80-72
J19	*	RV / 15	at Ohio State	BTN	W, 67-65
J22	*	RV / 7	Michigan	FS1	L, 53-70
J30	*	RV / 21	Minnesota	BTN	7:30 p.m.
F2	*	- / -	at Maryland	BTN	8 p.m.
F6	*	- / -	Northwestern	BTN	4:30 p.m.
F11	*	- / 21	at Minnesota	BTN	TBA
F16	*	- / RV	Michigan State	ESPN / ESPN2	7 p.m.
F20	*	- / -	at Nebraska	BTN	TBA
F26	*	- / -	at Penn State	FS1	TBA
M2	*	- / 14	Wisconsin	ESPN / ESPN2	TBA
M6	*	- / -	Indiana	ESPN / ESPN2	TBA
M10	4	- / -	Big Ten Tournament First Round		TBA
M11	4	- / -	Big Ten Tournament Second Round		TBA
M12	4	- / -	Big Ten Tournament Quarterfinals		TBA
M13	4	- / -	Big Ten Tournament Semifinals		TBA
M14	4	- / -	Big Ten Tournament Championship		TBA
TBA	5	- / -	NCAA Tournament		TBA

* Home games played at Mackey Arena

* All times Eastern and subject to change.

* Denotes Big Ten Conference Game

1 Denotes Space Coast Challenge (Melbourne, Fla.)

2 Denotes ACC / Big Ten Challenge (Coral Gables, Fla.)

3 Denotes Crossroads Classic (Indianapolis, Ind.)

4 Big Ten Tournament (Chicago, Ill.)

5 NCAA Tournament (Indianapolis, Ind. and surrounding area)

INSIDE THE NUMBERS

MINNESOTA				PURDUE	
NCAA Rk.	Stats	Category	Stats	NCAA Rk.	
77	76.9	Scoring Offense	70.3	213	
222	72.4	Scoring Defense	66.9	84	
130	+4.6	Scoring Margin	+3.4	151	
294	408	FG Percentage	445	161	
125	420	FG Pct. Defense	415	100	
304	.295	3-Point Percentage	.345	130	
144	7.5	3-Pointers / Game	7.6	131	
45	.753	Free Throw Percentage	.693	198	
259	-2.2	Rebound Margin	+6.1	40	
69	15.3	Assists	14.6	96	
29	1.39	Assist / TO Ratio	1.11	111	
32	11.0	Turnovers	13.2	141	
61	+2.63	Turnover Margin	-1.82	269	

FOLLOW THE BOILERMAKERS

- Web: PurdueSports.com
- Twitter: @BoilerBall / @PurdueMBBNotes
- Instagram: BoilerBall

#BoilerUp | @BoilerBall | PURDUESPORTS.COM

GAME 18 // PURDUE vs. MINNESOTA // JANUARY 30, 2021

MEDIA AVAILABILITY (all times Eastern; contact Chris Forman for more information; all interviews will take place over Zoom)																								
Saturday January 30			Sunday January 31			Monday February 1			Tuesday February 2			Wednesday February 3			Thursday February 4			Friday February 5						
► GAMEDAY • Minnesota • BTN • Mackey Arena • 7:30 p.m.			• No availability			• Painter Radio Show (6 p.m.)			► GAMEDAY • Maryland • BTN • XFINITY Center • 8 p.m.			• No availability			• No availability			• Student-Athletes (1:15 p.m.) • Coach Painter (1:30 p.m.)						
PURDUE IN THE NATIONAL POLLS																								
	PRE.	N30	D7	D14	D21	D28	J4	J11	J18	J25	F1	F8	F15	F22	M1	M8	M15	FINAL						
AP	--	--	--	--	RV	--	--	--	RV	RV								► Purdue is unranked in a preseason poll for the first time since 2014-15.						
USA Today	RV	--	--	--	RV	RV	--	--	--	RV								► The 5 straight years being ranked in preseason was longest in Purdue history.						
► Last time ranked: 2019-20 Preseason poll (#23)																								
THE MINNESOTA MATCHUP																								
• Saturday's matchup will be the 191st meeting all-time between the Golden Gophers and Boilermakers. Purdue owns a 105-85 advantage against Minnesota, but Minnesota has won two of the last three meetings, including twice during Purdue's Big Ten Championship season in 2018-19.																								
• The series is one of the most competitive in the Big Ten as nine of the last 12 contests have been decided by four or fewer points or in overtime. The last 12 meetings have been decided by 3, 3 (3 overtimes), 4, 4, 4, 9 (overtime), 34, 24, 10, 4, 2 and 5 points (overtime).																								
• Purdue's 11 overtime games (8-3) against Minnesota are the most against a single opponent.																								
OVERALL VS. MINNESOTA												105-85												
Streak												Win-1												
At Purdue												67-28												
At Mackey Arena												41-7												
At Minnesota												37-54												
Neutral Sites												1-3												
Painter vs. Minnesota												16-9												
Pitino vs. Purdue												5-7												
Purdue vs. Big Ten Conference (reg. season)												985-690 (Loss-1)												
Purdue vs. State of Minnesota												105-85 (Win-1)												
Purdue on January 30												14-19 (Win-1)												
► LAST 10 MEETINGS WITH MINNESOTA																								
Date	P / O	Site	Res.	Score																				
12-31-14	- / -	West Lafayette, Ind.	W	72-68																				
2-7-15	- / -	Minneapolis, Minn.	L	58-62																				
1-27-16	21 / -	Minneapolis, Minn.	W	68-64																				
1-1-17	15 / -	West Lafayette, Ind.	L	82-91 •																				
1-13-18	5 / -	Minneapolis, Minn.	W	81-47																				
2-25-18	9 / -	West Lafayette, Ind.	W	84-60																				
2-3-19	17 / -	West Lafayette, Ind.	W	73-63																				
3-5-19	11 / -	Minneapolis, Minn.	L	69-73																				
3-15-19	13 / -	Chicago, Ill. (BTT)	L	73-75																				
1-2-20	- / -	West Lafayette, Ind.	W	83-78 •																				
BOILERMAKERS VS. THE GOLDEN GOPHERS																								
• Here is how Purdue's current players have fared against Minnesota.																								
Name	GP-GS	FG-A	Reb.	Ass.	Blk.	Stl.	PPG																	
T. Williams	4-2	17-30	5.8	0.5	0.3	0.8	9.5																	
S. Stefanovic	4-1	6-14	1.3	0.5	0.3	0.0	4.8																	
E. Hunter Jr.	4-1	4-13	2.3	0.5	0.3	0.0	4.0																	
A. Wheeler	4-0	4-15	2.5	1.8	0.0	1.3	2.8																	
I. Thompson	1-0	0-4	4.0	1.0	0.0	0.0	0.0																	
BIG TEN RIVALRIES																								
• Saturday's meeting marks the 191st meeting between the two teams, good for the seventh-most frequently-played rivalry among Big Ten teams.																								
► BIG TEN RIVALRIES																								
Mtgs.	Rivalry	Series																						
212	Purdue vs. Indiana	Purdue, 123-89																						
206	Minnesota vs. Wisconsin	Minnesota, 104-102																						
205	Iowa vs. Minnesota	Minnesota, 108-97																						
201	Illinois vs. Wisconsin	Illinois, 111-90																						
194	Indiana vs. Ohio State	Indiana, 108-86																						
192	Purdue vs. Illinois	Purdue, 102-90																						
190	Purdue vs. Minnesota	Purdue, 105-85																						
ABOUT THE BOILERMAKERS																								
• Purdue has reached the midway point of Big Ten play with a 6-4 league record and an 11-6 overall record. The Boilermakers opened Big Ten play with a 2-3 record, but have won four of their last five contests to put themselves in position for a double-bye in the Big Ten Tournament.																								
• Purdue has played six of its 10 league games on the road, posting a 3-3 record on the road. The six road games featured five ranked teams and a contest at arch-rival Indiana. Among Purdue's first 10 league games, it played seven ranked teams. In its last 10 league games, Purdue is scheduled to face just three ranked teams (Minnesota 2x, Wisconsin).																								
• Purdue has six players averaging between 7.6 and 15.3 points per game. Nine different players have scored at least 10 points in a game twice this season.																								
VANQUISHING RANKED FOES																								
• With the win over Ohio State on Jan. 19, head coach Matt Painter has now won 52 games over ranked teams while at Purdue. His record is 52-87 (.374) during his career at Purdue against ranked teams, but since the start of the 2016-17 season, Purdue is 22-23 in such games.																								
• Purdue is ninth nationally with 22 ranked wins over the last five years.																								
► LEADERS IN WINS OVER RANKED TEAMS (Since 2016-17)																								
No.	Team																							
30	Kansas																							
28	Duke																							
26	Michigan State																							
25	Virginia																							
24	Michigan, North Carolina, Villanova																							
23	Florida State																							
22	Purdue																							
20	Baylor, Iowa, Texas Tech																							
19	Kentucky																							
18	Gonzaga																							
► Through games played Jan. 27.																								
AT MACKEY VS. THE RANKED																								
• Over its last 22 games against ranked teams at home (dating to 2014-15 season), Purdue is 17-5 against nationally-ranked teams.																								
• In 14 of those games, Purdue was an unranked team, posting an 11-3 record against nationally-ranked teams.																								
THOSE RANKED WINS ON THE ROAD																								
• With the win over No. 15-ranked Ohio State, Purdue won just its 10th game in school history as an unranked team against a top-15 squad on the road.																								
• The win was the first over a top-15 team on the road since a Feb. 25, 2012, win at Michigan, snapping a 15-game road losing streak to teams ranked in the top 15.																								
► PURDUE'S ROAD WINS OVER TOP-15 TEAMS AS UNRANKED TEAM																								
Date	P / O	Site	Res.	Score																				
1-2-60	- / 7	at Indiana	W	79-76																				
1-21-61	- / 4	at Iowa	W	47-41																				
12-19-70	- / 3	at Kentucky	W	89-83																				
1-20-79	- / 4	at Illinois	W	69-57																				
12-4-82	- / 7	at Louisville	W	69-63																				
11-26-83	- / 13	at Fresno State	W	56-55																				
1-13-90	- / 13	at Indiana	W	81-79 •																				
1-15-92	- / 15	at Michigan	W	65-60																				
2-25-12	- / 11	at Michigan	W	75-61																				
1-21-19	- / 15	at Ohio State	W	67-65																				
• Against nationally-ranked teams (Michigan State, Ohio State), Purdue has won consecutive road games for the first time since Feb. 9 to 17, 2010 (Michigan State, Ohio State).																								
CARDIAC KIDS																								
• Purdue has won three games this year when trailing by 11 or more points, tied for the second-most 11-point comebacks in school history (1982-83 season - 4).																								
► PURDUE'S COMEBACKS THIS SEASON																								
Date	Opponent	Trailed	Result																					
12-4-20	Valparaiso	23-34 (Halftime)	W, 68-61																					
1-8-21	[23] Michigan State	16-33 (18:58 2nd)	W, 55-54																					
1-19-21	[15] Ohio State	21-32 (5:21 1st)	W, 67-65																					
FLAIR FOR THE DRAMATIC																								
• Over the last two seasons, Purdue has essentially had four buzzer-beating shots to give the Boilermakers the victory.																								
... Sasha Stefanovic vs. Minnesota (Jan. 2, 2020)																								
... Sasha Stefanovic vs. Northwestern (Feb. 1, 2020)																								
... Trevion Williams vs. [23] Michigan State (Jan. 8, 2021)																								
... Jaden Ivey vs. [15] Ohio State (Jan. 19, 2021)																								
• Jaden Ivey becomes the first Purdue freshman to score the game-winning points in the final five seconds of a game since Carsen Edwards hit two free throws with 2.4 seconds left against Maryland on Feb. 4, 2017, to give Purdue a 73-72 win.																								
DEEPER DIVE INTO THE NUMBERS																								
• Purdue has played a difficult schedule and it is showing up in the numbers.																								
• Purdue's three Quad-1 wins rank as the seventh-most nationally. Purdue's eight Quad-1 games are the fourth-most nationally.																								
• Purdue's seven Quad-1 and Quad-2 wins rank third nationally (Alabama - 9; Wisconsin - 8). Purdue's 12 Quad-1 and Quad-2 games are the most in America.																								
• Purdue's six top-50 wins and 11 games played against the top 50 on the Sagarin ratings are tied for the most nationally.																								
• Purdue's strength of schedule ranks 7th in the Sagarin ratings, 8th in KenPom, 8th in the ESPN BPI rankings and 9th in the NCAA Net rankings.																								
FRESHMAN CLASS SHINING BRIGHT																								
• Through 17 games, Purdue's freshman class has accounted for 472 (27.8 PPG) of the team's 1,195 points (39.5 percent). It has accounted for over 50.0 percent of the team's scoring in four of Purdue's 17 games (Liberty, Clemson, Miami, Maryland).																								
• Take a look at how Purdue's freshmen rank among the Big Ten freshman stat leaders.																								
► PURDUE FRESHMEN AMONG BIG TEN FRESHMEN LEADERS																								
Player	PPG	RPG	APG	Blk.	Stl.	3PM																		
Brandon Newman	3rd	7th	6th	6th	4th	2nd																		
Zach Edey	5th	5th	--	2nd	--	--																		
Jaden Ivey	6th	11th	4th	--	11th	9th																		
Mason Gillis	15th	8th	8th	--	8th	4th																		
Ethan Morton	--	--	11th	--	--	14th																		
• Just six players this season have won Big Ten Freshmen of the Week honors (Michigan's Hunter Dickinson ; Purdue's Zach Edey , Mason Gillis , Jaden Ivey and Brandon Newman ; Illinois' Adam Miller).																								

PURDUESPORTS.COM | @BOILERBALL

► MOST PLAYERS TO WIN FRESHMEN OF THE WEEK HONORS

No.	Team (Players)	Year
4	Purdue (Z. Edey, M. Gillis, J. Ivey, B. Newman)	2020-21
3	Michigan (M. McGary, N. Stauskas, G. Robinson III)	2012-13
3	Ohio State (J. Sullinger, D. Thomas, A. Craft)	2010-11

INTERIOR DEFENSE IS SOLID

- Opponents are having success from 3-point range against Purdue, but not so much from inside the arc.
- Foes are scoring just 44.9 percent of its points from 2-point field goals against Purdue, ranking 315th nationally. However, from 3-point range, 36.4 percent of opponents' points are coming from long range, good for 37th nationally.

OVERCOMING THE ODDS

- Purdue has found a way to win four of its last five games, despite struggling from the perimeter.
- Over the last five games, Purdue is shooting just 27-of-105 (.257) from long distance. That includes an 11-of-17 performance against Indiana.
- In the last three games, Purdue is just 13-of-64 (.203) from long distance.

HITTING THE GLASS

- After outscoring its first eight opponents in second-chance points, Purdue has been even or outscored in second-chance points in seven of the last nine games.
- In bonus points (points off turnovers, second-chance points), Purdue has been outscored 128-85 over the last four games.

CENTER PRODUCTION

- Matt Painter has said that he looks at production totals for the position and the center position of **Zach Edey** and **Trevion Williams** have held that position down nicely.
- The duo has recorded a combined double-double in every game but one and has significantly cut down its turnovers since the start of the season. In the first seven games, the pair had 40 turnovers (5.7 per game). In the last 10 games, just 26 turnovers (2.6 per game).

► CENTER POSITION GAME-BY-GAME

Date	Opponent	FG-A	Pts.	Rebs.	Blks.	TDs
Nov. 25	Liberty	12-17	26	16	1	5
Nov. 26	Clemson	10-19	27	16	2	6
Dec. 1	Oakland	8-17	21	21	1	7
Dec. 4	Valparaiso	9-21	23	12	1	5
Dec. 8	Miami, Fla.	9-15	23	9	0	6
Dec. 12	Indiana State	17-24	40	14	3	4
Dec. 16	[20] Ohio State	6-15	17	14	2	7
Dec. 19	Notre Dame	10-18	23	10	0	3
Dec. 22	[4] Iowa	8-16	17	10	3	3
Dec. 25	Maryland	6-15	16	15	2	3
Dec. 29	[14] Rutgers	11-13	24	15	1	2
Jan. 2	[15] Illinois	10-20	21	12	4	3
Jan. 8	[23] Michigan St.	12-19	32	12	1	3
Jan. 14	Indiana	9-19	22	10	0	3
Jan. 17	Penn State	8-15	20	17	2	2
Jan. 19	[15] Ohio State	10-18	24	12	1	2
Jan. 22	[7] Michigan	7-19	18	19	3	2
TOTALS		162-302	394	234	27	66
AVERAGE		.536	23.2	13.8	1.6	3.9

THE RECORDS WHEN...

- When Purdue outscore its opponent in the paint: 9-4
- When Purdue outscore its opponent in points off turnovers: 6-1
- When Purdue outscore its opponent in second-chance points: ... 7-3
- When Purdue's bench outscore its opponents bench: 8-3
- When Purdue's freshman class scores 30 points: 6-2
- When Purdue's junior class scores 40 points: 6-0
- When Purdue's starters outscore its opponents starters: 6-0
- When Purdue makes more free throws than its opponent: 6-0
- When Purdue has an assist / turnover ratio better than 1.00: 8-2
- When Purdue has a points / possession better than 1.00: 9-1
- When Purdue shoots under 70.0 percent from the FT line: 7-2
- When Purdue has a run of 10 points or better: 5-2
- When Purdue's opponent has a run of 10 points or better: 5-4

THE TREVION WILLIAMS FILE

- **Trevion Williams** has become one of the Big Ten's best players.
- Williams' 30 points against Indiana State off the bench were the most off the bench in school history. He became the eighth player in school history with a pair of 30-10 games in Purdue history (**Terry Dischinger - 24; Dave Schellhase - 19; Glenn Robinson - 12; Joe Barry Carroll - 5; Bob Ford - 3; Russell Cross - 2; Wilson Eison - 2**).
- Williams is one of eight players nationally to average 15.0 PPG, 9.0 RPG and 2.0 APG this season, and the only Power-6 player to reach those marks.

► 15.0 PPG, 9.0 RPG, 2.0 APG THIS SEASON (MIN. 10 GAMES)

Player (Team)	PPG	RPG	APG	MPG
Hayden Brown (The Citadel)	21.0	10.3	2.5	30.5
Danny Pippen (Kent State)	20.5	9.0	2.7	31.1
Orlando Robinson (Fresno State)	17.5	9.8	2.0	31.3
Gaige Prim (Missouri State)	17.1	9.8	3.7	29.4
Malachi Smith (Chattanooga)	16.1	9.5	3.4	35.8
David Roddy (Colorado State)	16.0	9.4	2.7	30.8
Trevion Williams (Purdue)	15.3	9.6	2.2	24.6
Christian Guess (Samford)	15.1	9.0	2.3	27.9

- Williams is averaging 16.6 points, 9.4 rebounds and 2.2 assists in Big Ten play. Since the 1992-93 season, just four other Big Ten players have averaged 16, 9 and 2 in league play.

► 16.0 PPG, 9.0 RPG, 2.0 APG IN BIG TEN PLAY (SINCE 1992-93)

Year	Player (Team)	PPG	RPG	APG
2020-21	Trevion Williams (Purdue)	16.6	9.4	2.2
2018-19	Ethan Happ (Wisconsin)	16.8	9.7	4.6
2017-18	Keita Bates-Diop (Ohio State)	19.4	9.2	2.0
2016-17	Caleb Swanigan (Purdue)	18.9	12.6	2.6
2011-12	Draymond Green (Michigan State)	16.7	10.6	3.6

- Williams has had 12 straight games where he has recorded at least 10 points and 7 rebounds, the third-longest 10-7 streak in the country.

► CONSECUTIVE GAMES OF 10 POINTS, 7 REBOUNDS

Player	Team	No.
Charles Bassey	Western Kentucky	16
Loudon Love	Wright State	15
Trevion Williams	Purdue	12
Justin Champagnie	Pittsburgh	10
Baylor Scheierman	South Dakota State	10

- Williams has 10 games (out of 17) of at least 10 points, 7 rebounds and 2 assists, the second most in the country.

► MOST GAMES OF 10 POINTS, 7 REBOUNDS, 2 ASSISTS

Player	Team	No.
Malachi Smith	Chattanooga	12
Trevion Williams	Purdue	10
Loudon Love	Wright State	10
Gaige Prim	Missouri State	9
Jordan Goodwin	Saint Louis	9
Baylor Scheierman	South Dakota State	9
Trendon Watford	Louisiana State	9

HELLO, NEWMAN

- Freshman sharpshooter **Brandon Newman** has made an impact on the perimeter, being one of eight freshmen nationally to have made at least 25 3-pointers and shoot at least 40.0 percent from long range.

► FRESHMEN WITH 25+ 3-POINTERS AND SHOOT 40.0 % FROM DEEP

3PM	Pct.	Player	Team
31	.408	D'maurian Williams	Gardner-Webb
29	.420	Joshua Primo	Alabama
27	.474	Xavier DuSell	Wyoming
25	.424	Josh Corbin	Winthrop
25	.403	Brandon Newman	Purdue
25	.431	Jaron Pierre	Southern Miss.
25	.463	Wil Tattersall	UC Riverside
25	.417	Kerwin Walton	North Carolina

- Newman is one of three freshmen nationally to reach these marks.

► FRESHMEN W/ 150 PTS, 50 REBS, 25 ASTS, 25 3PM

Player (Team)	Pts.	Rebs.	Asts.	3PM
Moses Moody (Arkansas)	282	96	29	29
Ryan Rollins (Toledo)	268	100	51	29
Brandon Newman (Purdue)	152	57	27	25

2020-21 BIG TEN STANDINGS

Team Standings	Conf.	Pct.	Overall	Pct.	NET
(4) Michigan	8-1	.889	13-1	.929	3
(7) Iowa	6-2	.750	12-3	.800	5
(14) Wisconsin	7-3	.700	13-4	.765	15
(19) Illinois	6-3	.667	10-5	.667	7
(13) Ohio State	7-4	.636	13-4	.765	17
[RV] PURDUE	6-4	.600	11-6	.647	31
(21) Minnesota	4-5	.444	11-5	.688	37
Indiana	4-5	.444	9-7	.563	48
Rutgers	4-6	.400	8-6	.571	49
Michigan State	2-4	.333	8-4	.667	84
Maryland	3-7	.300	9-8	.529	41
Northwestern	3-7	.300	6-8	.429	78
Penn State	2-6	.250	5-7	.417	36
Nebraska	0-5	.000	4-8	.333	164

► Through games played Jan. 27.

2020-21 BIG TEN LEADERS (All games)

Team Category	All Games	Rk.	B1G Games	Rk.
Scoring Defense	66.9	3	67.7	3
Field Goal Percentage Defense	.415	4	.415	3
Offensive Rebounds / Game	11.1	4	10.9	4
Rebound Margin	+6.1	3	+3.2	5
3-Point Percentage Defense	.318	2	.332	6
Scoring Margin	+3.4	11	-1.2	7
Blocked Shots / Game	3.1	12	3.3	7
Field Goal Percentage	.445	10	.423	8
Free Throw Percentage	.693	9	.690	10
Assists / Game	14.7	8	12.5	11
Scoring Offense	70.3	14	66.5	12
Steals / Game	4.6	12	4.4	12
Assist / Turnover Ratio	1.11	12	0.99	12
3-Point Percentage	.345	11	.304	13
3-Pointers / Game	7.7	10	6.5	13
Turnovers Per Game	13.2	12	12.6	13
Turnover Margin	-1.82	12	-2.40	13

► Through games played Jan. 27.

Individual Category (All Games)

	No.	B1G	NCAA
3-Point Percentage	Sasha Stefanovic .456	1	17
Off. Rebounds / Game	Trevion Williams 3.76	2	10
Rebounds Per Game	Trevion Williams 9.6	2	29
Double-Doubles	Trevion Williams 6	3	17
3-Pointers Per Game	Sasha Stefanovic 2.56	3	84
Field Goal Percentage	Trevion Williams .521	5	82
Def. Rebounds / Game	Trevion Williams 5.82	5	87
Points Per Game	Trevion Williams 15.3	9	—
Minutes Played / Game	Sasha Stefanovic 31.2	10	—
Blocked Shots Per Game	Zach Edey 1.06	14	—

► Through games played Jan. 20.

INSIDE THE NUMBERS (2006-07 season; Painter's 2nd yr.)

Overall Wins	Total	Conference Wins	Total
Michigan State	381	Wisconsin	184
Ohio State	370	Michigan State	178
Wisconsin	368	Ohio State	171
Purdue	339	Purdue	170
Michigan	333	Michigan	152
Maryland	320	Maryland	144
Indiana	276	Indiana	124
Illinois	275	Iowa	119
Minnesota	271	Illinois	118
Iowa	261	Minnesota	101
Penn State	236	Penn State	89
Nebraska	228	Nebraska	88
Northwestern	225	Northwestern	83
Rutgers	192	Rutgers	65

► Through games played Jan. 27.

► Through games played Jan. 27.

GAME 18 // PURDUE vs. MINNESOTA // JANUARY 30, 2021

COULD BECOME AN EXCLUSIVE GROUP

• The Purdue freshmen are on pace to have four players score at least 150 points this season, marking the second time in school history that four rookies would reach that mark, joining the "Baby Boilers" Class of 2008.

► HIGHEST SCORING AVERAGES AMONG PURDUE FR. CLASSES

Avg.	Pts.	Players	Year
37.3	1,267	E. Moore, R. Hummel, J. Johnson, S. Martin	2008
34.6	1,038	B. Cardinal. J. Cornell, M. Robinson, G. McQuay	1997
33.1	928	W. Jordan, W. Walls, E. Parker (+2)	1975
31.0	1,054	A. Hammons, R. Johnson, R. Davis (+3)	2013
27.8	472	B. Newman, Z. Edey, M. Gillis, J. Ivey, E. Morton (+2)	2021

► PURDUE FRESHMEN SCORING LIST

Rk.	Pts.	Player	Year
46.	159	Basil Smotherman	2014
47.	158	Tom Scheffler	1974
48.	156	Linc Darner	1991
49.	155	Marcus Green	2006
50.	152	Brandon Newman	2021
51.	151	Korey Spates	2006
		151 Brett Buscher	2001
53.	150	Keaton Grant	2007
54.	135	Ryan Cline	2016
55.	134	Zach Edey	2021
---	91	Jaden Ivey	2021
---	84	Mason Gillis	2021

HOME SWEET HOME

• Purdue boasts one of the best homecourt advantages in not only the Big Ten, but nationally as well.

► HOME WINNING PCT. LAST 6 YEARS (Power Teams)

Team	2020-21	Since 2015-16	Pct.
Kansas	6-1	80-6	.930
Oregon	6-1	87-8	.916
Florida State	9-1	82-8	.911
Virginia	7-0	79-9	.898
Villanova	4-0	70-8	.897
Houston	9-0	84-10	.894
Kentucky	3-3	84-10	.894
Purdue	6-1	80-10	.889

► Through games played Jan. 27.

► FEWEST HOME LOSSES NATIONALLY / BIG TEN LAST 6 YEARS

National*	Losses	Big Ten	Losses
Gonzaga	6	Purdue	10
Kansas	6	Michigan State	11
Florida State	8	Michigan	14
Oregon	8	Maryland	17
Villanova	8	Iowa	20
Virginia	9	Wisconsin	20
Purdue	10	Indiana	23
Houston	10	Ohio State	23
Kentucky	10	Minnesota	28

► Through games played Jan. 27. // * Power schools

THE THREE-POINT ATTACK

• Since the start of the 2015-16 season, Purdue has had 22 games of 14 or more 3-pointers, good for the third-highest total in the Power-6 conferences.

► GAMES WITH 14+ 3-POINTERS (Power-6 teams)

No.	Team
34	Villanova
23	Auburn
22	Purdue, Creighton
19	Marquette

► Through games played Jan. 27.

BOMBS AWAY

• Over the last five years (since 2016-17), Purdue has made 1,386 3-pointers, good for the fifth most by a power-6 school in the country.

• Purdue is one of nine schools to have made at least 1,000 3-pointers and shoot at least 38.0 percent from long distance in that span (Wofford, Creighton, Marquette, Purdue, South Dakota State, Saint Mary's, Weber State, Lehigh, Loyola Chicago).

► MOST 3-POINTERS SINCE 2016-17 SEASON (Power-6 teams)

3PM	Pct.	Team
1,571	.371	Villanova
1,484	.384	Creighton
1,477	.352	Auburn
1,460	.399	Marquette
1,386	.380	Purdue

► Through games played Jan. 27.

BIG WINS

• Since the start of the 2015-16 season, 28 of Purdue's 136 wins have come by 30 or more points, the third-highest total nationally.

► MOST 30-POINT WINS SINCE 2015-16 SEASON

No.	Team
56	Gonzaga
30	Duke
28	Purdue
25	Kansas, West Virginia

► Through games played Jan. 27.

BIG WINS, TIMES TWO

• Since the start of the 2015-16 season, 52 of Purdue's 136 wins have come by 20 or more points, the fifth-most nationally.

► MOST 20-POINT WINS SINCE 2015-16 SEASON

No.	Team
94	Gonzaga
55	Duke
54	Villanova
53	Michigan State
52	Purdue

► Through games played Jan. 27.

BOILER NOTES

• Purdue is 116-13 since the start of the 2014-15 season when attempting more free throws than its foes (4-0 this year; 249-36 under Painter).

• Purdue is 157-7 when under Painter when holding foes to 59 or fewer points. Three of the seven losses came during the 2012-13 season.

• Purdue is 38-5 since the start of the 2017-18 season when making 10 or more 3-pointers in a game. Under Painter, Purdue is 82-17 overall, having won six straight games.

• Purdue is 127-12 under Painter when scoring at least 80 points, including 41-2 (losses to Notre Dame and Virginia Tech in 2018-19 season) since the start of the 2017-18 season.

• Purdue is 131-13 under Painter when winning the rebound and turnover battles in the same game, having won 10 straight games.

• Purdue has won 12 straight games when wearing its gold uniforms, dating to a New Year's Day loss vs. Minnesota in 2017. Purdue is 1-0 this year when wearing gold after defeating Maryland on Christmas Day.

ONE OF THE NATION'S ELITE TEAMS

• Since the start of the 2015-16 season, Purdue's 136 victories rank 13th among all Division I teams (vs. other Division I teams).

► WINS NATIONALLY SINCE 2015-16 (0-1 WINS)

Team (Wins over Non-DI teams)	2016-20	2020-21	Total
Gonzaga (1)	160-21	15-0	175-21
Villanova	153-30	10-1	163-31
Kansas (1)	149-31	9-5	158-36
Virginia	141-32	11-2	152-34
Saint Mary's	134-37	11-5	145-42
Duke	139-40	6-5	145-45
Kentucky	140-39	5-10	145-49
North Carolina (1)	134-51	11-5	145-56
Oregon (2)	134-46	9-3	143-49
Michigan (2)	129-52	13-1	142-53
Michigan St.	133-42	8-4	141-46
Houston	126-41	13-1	139-42
Purdue	125-49	11-6	136-55
Nevada (2)	127-46	9-7	136-53
Vermont (5)	127-42	7-3	134-45
Cincinnati	131-39	3-7	134-46
Florida State	124-48	10-2	134-50
Arizona	122-51	12-3	134-54
Belmont (4)	127-41	15-1	132-42

► Through games played Jan. 27.

PURDUE CLIMBING THE CHART

• Purdue needs two wins for 1,850 in its history, ranking 11th on the NCAA all-time wins list.

► MOST WINS / NCAA HISTORY

Team	Wins	Losses	Pct.	Games
Kentucky	2,325	723	.763	3,048
Kansas	2,312	867	.727	3,179
North Carolina	2,286	823	.735	3,109
Duke	2,207	898	.711	3,105
Temple	1,944	1,100	.639	3,044
Syracuse	1,931	927	.676	2,858
UCLA	1,918	867	.689	2,785
Notre Dame	1,909	1,051	.645	2,960
St. John's	1,881	1,051	.642	2,932
Indiana	1,866	1,068	.636	2,934
Purdue	1,848	1,041	.640	2,889
Arizona	1,846	960	.658	2,806
Utah	1,841	1,026	.642	2,867
Cincinnati	1,839	1,032	.641	2,871

► Through games played Jan. 27.

GIMME FIVE... STRAIGHT

• Purdue has earned five straight NCAA Tournament berths. The streak is the second-longest among Big Ten teams (Michigan State - 22; Purdue - 5) and the 10th longest nationally.

► LONGEST ACTIVE NCAA TOURNAMENT STREAK

No.	Team	Last
30	Kansas	1989
24	Duke	1995
22	Michigan State	1997
21	Gonzaga	1998
9	Cincinnati	2010
9	North Carolina	2010
7	Villanova	2013
6	Kentucky	2013
6	Virginia	2013
5	Purdue	2014

TOP-FIVE SEED LINES

• Purdue has been a top-five seed in each of the last four NCAA Tournaments, being one of six teams nationally to accomplish that feat. Purdue is one of eight schools to be a top-3 seed in each of the last two tournaments (Virginia, Tennessee, UNC, Michigan, Texas Tech, Duke, Mich. St.).

► TOP-FIVE NCAA TOURNAMENT SEEDS IN LAST FOUR YEARS

Team	2016	2017	2018	2019	Avg.
North Carolina	1	1	2	1	1.3
Kansas	1	1	1	4	1.8
Virginia	1	5	1	1	2.0
Duke	4	2	2	1	2.3
Kentucky	4	2	5	2	3.3
Purdue	5	4	2	3	3.5

NCAA WINS ARE PILING UP

• Purdue has won seven NCAA Tournament games over the last three tournaments, tied for the eighth-highest total nationally.

► NCAA TOURNAMENT WINS SINCE 2017 TOURNAMENT

Team	2017	2018	2019	2020	Total
Gonzaga	5	2	3	---	10
Michigan	2	5	2	---	9
North Carolina	6	1	2	---	9
Kansas	3	4	1	---	8
Kentucky	3	2	3	---	8
Texas Tech	0	3	5	---	8
Villanova	1	6	1	---	8
Purdue	2	2	3	---	7
Duke	1	3	3	---	7
Virginia	1	0	6	---	7

MACKEY ARENA INFORMATION							INSIDE THE NUMBERS AT MACKEY ARENA										LOUDEST CROWDS AT MACKEY ARENA (since 2009-10 season)																																																																																																																																																																																																																																																																																																																																																																																																																																																																																																																																																
First Game: Dec. 2, 1967 Games: 799 Sellouts: 403 Pct. of Sellouts: 403 / 799 (.504) Overall Record: 654-145 (.819) Non-Conference: 301-38 (.888) Big Ten: 353-107 (.767) Painter: 217-41 (.841) Non-Con: 110-9 (.924) B1G: 107-32 (.770) Total Attendance (Avg.): 10,520,077 (13,166) Unbeaten Seasons: 3 (1968-69, 2010-11, 2018-19)							MACKEY ARENA STREAKS • Overall winning streak: 0 (Jan. 22, 2021 vs. [7] Michigan) • Non-conf. winning streak: 7 (Nov. 9, 2019 vs. Texas) • Big Ten winning streak: 0 (Jan. 22, 2021 vs. [7] Michigan)										122.3 dB Indiana Feb. 28, 2017 119.1 dB [2] Ohio State Feb. 20, 2011 118.2 dB [8] Michigan State Feb. 9, 2016 117.7 dB Indiana Feb. 27, 2020 116.9 dB [3] Villanova Nov. 14, 2016 116.8 dB [5] Virginia Dec. 4, 2019 116.8 dB [4] West Virginia Jan. 1, 2010 116.6 dB Indiana Jan. 28, 2015																																																																																																																																																																																																																																																																																																																																																																																																																																																																																																																																																
MACKEY ARENA HOME RECORD <table><tr><th>Year</th><th>Overall</th><th>Pct.</th><th>B10</th><th>Pct.</th><th>Attn.</th><th>Avg.</th></tr><tr><td>1967-68</td><td>11-2</td><td>.846</td><td>7-0</td><td>1.000</td><td>180,102</td><td>13,854</td></tr><tr><td>1968-69</td><td>11-0</td><td>1.000</td><td>7-0</td><td>1.000</td><td>155,298</td><td>14,118</td></tr><tr><td>1969-70</td><td>11-1</td><td>.917</td><td>6-1</td><td>.857</td><td>169,476</td><td>14,123</td></tr><tr><td>1970-71</td><td>9-4</td><td>.692</td><td>5-2</td><td>.714</td><td>175,240</td><td>13,480</td></tr><tr><td>1971-72</td><td>8-4</td><td>.667</td><td>3-4</td><td>.429</td><td>164,412</td><td>13,701</td></tr><tr><td>1972-73</td><td>10-2</td><td>.833</td><td>5-2</td><td>.714</td><td>154,788</td><td>12,899</td></tr><tr><td>1973-74</td><td>12-2</td><td>.857</td><td>7-0</td><td>1.000</td><td>174,244</td><td>12,446</td></tr><tr><td>1974-75</td><td>11-1</td><td>.917</td><td>8-1</td><td>.889</td><td>164,448</td><td>13,704</td></tr><tr><td>1975-76</td><td>8-5</td><td>.615</td><td>6-3</td><td>.667</td><td>169,390</td><td>13,030</td></tr><tr><td>1976-77</td><td>11-3</td><td>.786</td><td>8-1</td><td>.889</td><td>192,738</td><td>13,767</td></tr><tr><td>1977-78</td><td>11-1</td><td>.917</td><td>9-0</td><td>1.000</td><td>159,300</td><td>13,275</td></tr><tr><td>1978-79</td><td>15-2</td><td>.882</td><td>8-1</td><td>.889</td><td>231,795</td><td>13,635</td></tr><tr><td>1979-80</td><td>15-2</td><td>.882</td><td>8-1</td><td>.889</td><td>234,345</td><td>13,785</td></tr><tr><td>1980-81</td><td>12-3</td><td>.800</td><td>6-3</td><td>.667</td><td>197,910</td><td>13,194</td></tr><tr><td>1981-82</td><td>12-4</td><td>.750</td><td>6-3</td><td>.667</td><td>213,040</td><td>13,315</td></tr><tr><td>1982-83</td><td>13-1</td><td>.929</td><td>8-1</td><td>.889</td><td>188,608</td><td>13,472</td></tr><tr><td>1983-84</td><td>12-1</td><td>.923</td><td>8-1</td><td>.889</td><td>173,147</td><td>13,319</td></tr><tr><td>1984-85</td><td>12-4</td><td>.750</td><td>6-3</td><td>.667</td><td>202,784</td><td>12,674</td></tr><tr><td>1985-86</td><td>13-2</td><td>.867</td><td>7-2</td><td>.778</td><td>200,085</td><td>13,339</td></tr><tr><td>1986-87</td><td>12-1</td><td>.923</td><td>8-1</td><td>.889</td><td>183,599</td><td>14,123</td></tr><tr><td>1987-88</td><td>15-1</td><td>.938</td><td>9-0</td><td>1.000</td><td>218,384</td><td>13,649</td></tr><tr><td>1988-89</td><td>11-3</td><td>.786</td><td>6-3</td><td>.667</td><td>197,722</td><td>14,123</td></tr><tr><td>1989-90</td><td>12-1</td><td>.923</td><td>8-1</td><td>.889</td><td>180,843</td><td>13,911</td></tr><tr><td>1990-91</td><td>11-5</td><td>.688</td><td>6-3</td><td>.667</td><td>223,664</td><td>13,979</td></tr><tr><td>1991-92</td><td>13-5</td><td>.722</td><td>5-4</td><td>.556</td><td>242,370</td><td>13,465</td></tr><tr><td>1992-93</td><td>9-5</td><td>.643</td><td>4-5</td><td>.444</td><td>197,722</td><td>14,123</td></tr><tr><td>1993-94</td><td>13-1</td><td>.929</td><td>8-1</td><td>.889</td><td>197,722</td><td>14,123</td></tr><tr><td>1994-95</td><td>12-1</td><td>.923</td><td>8-1</td><td>.889</td><td>183,599</td><td>14,123</td></tr><tr><td>1995-96</td><td>13-1</td><td>.929</td><td>8-1</td><td>.889</td><td>197,722</td><td>14,123</td></tr><tr><td>1996-97</td><td>11-3</td><td>.786</td><td>7-2</td><td>.778</td><td>196,770</td><td>14,055</td></tr><tr><td>1997-98</td><td>13-1</td><td>.929</td><td>7-1</td><td>.875</td><td>197,722</td><td>14,123</td></tr><tr><td>1998-99</td><td>12-4</td><td>.750</td><td>4-4</td><td>.500</td><td>225,968</td><td>14,123</td></tr><tr><td>1999-00</td><td>12-2</td><td>.857</td><td>7-1</td><td>.875</td><td>194,152</td><td>13,868</td></tr><tr><td>2000-01</td><td>11-7</td><td>.611</td><td>4-4</td><td>.500</td><td>215,244</td><td>11,958</td></tr><tr><td>2001-02</td><td>11-4</td><td>.733</td><td>5-3</td><td>.625</td><td>178,020</td><td>11,868</td></tr><tr><td>2002-03</td><td>14-1</td><td>.933</td><td>7-1</td><td>.875</td><td>158,280</td><td>10,552</td></tr><tr><td>2003-04</td><td>9-5</td><td>.643</td><td>4-4</td><td>.500</td><td>163,814</td><td>11,701</td></tr><tr><td>2004-05</td><td>6-9</td><td>.400</td><td>3-5</td><td>.375</td><td>175,215</td><td>11,681</td></tr><tr><td>2005-06</td><td>9-5</td><td>.643</td><td>3-5</td><td>.375</td><td>149,618</td><td>10,687</td></tr><tr><td>2006-07</td><td>16-1</td><td>.941</td><td>7-1</td><td>.875</td><td>199,733</td><td>11,749</td></tr><tr><td>2007-08</td><td>16-1</td><td>.941</td><td>9-0</td><td>1.000</td><td>209,865</td><td>12,345</td></tr><tr><td>2008-09</td><td>15-3</td><td>.833</td><td>7-2</td><td>.778</td><td>246,744</td><td>13,708</td></tr><tr><td>2009-10</td><td>14-2</td><td>.875</td><td>7-2</td><td>.778</td><td>218,896</td><td>13,681</td></tr><tr><td>2010-11</td><td>16-0</td><td>1.000</td><td>9-0</td><td>1.000</td><td>222,659</td><td>13,916</td></tr><tr><td>2011-12</td><td>13-4</td><td>.765</td><td>5-4</td><td>.556</td><td>226,504</td><td>13,324</td></tr><tr><td>2012-13</td><td>12-7</td><td>.632</td><td>5-4</td><td>.556</td><td>225,286</td><td>11,857</td></tr><tr><td>2013-14</td><td>12-5</td><td>.706</td><td>4-5</td><td>.444</td><td>216,553</td><td>12,738</td></tr><tr><td>2014-15</td><td>14-3</td><td>.824</td><td>8-1</td><td>.889</td><td>195,884</td><td>11,523</td></tr><tr><td>2015-16</td><td>17-1</td><td>.944</td><td>8-1</td><td>.889</td><td>245,916</td><td>13,662</td></tr><tr><td>2016-17</td><td>15-2</td><td>.882</td><td>8-1</td><td>.889</td><td>234,930</td><td>13,819</td></tr><tr><td>2017-18</td><td>16-1</td><td>.941</td><td>8-1</td><td>.889</td><td>243,844</td><td>14,344</td></tr><tr><td>2018-19</td><td>15-0</td><td>1.000</td><td>10-0</td><td>1.000</td><td>217,005</td><td>14,467</td></tr><tr><td>2019-20</td><td>11-5</td><td>.688</td><td>6-4</td><td>.600</td><td>236,864</td><td>14,804</td></tr><tr><td>2020-21</td><td>6-1</td><td>.857</td><td>3-1</td><td>.750</td><td>1,600</td><td>228</td></tr></table>							Year	Overall	Pct.	B10	Pct.	Attn.	Avg.	1967-68	11-2	.846	7-0	1.000	180,102	13,854	1968-69	11-0	1.000	7-0	1.000	155,298	14,118	1969-70	11-1	.917	6-1	.857	169,476	14,123	1970-71	9-4	.692	5-2	.714	175,240	13,480	1971-72	8-4	.667	3-4	.429	164,412	13,701	1972-73	10-2	.833	5-2	.714	154,788	12,899	1973-74	12-2	.857	7-0	1.000	174,244	12,446	1974-75	11-1	.917	8-1	.889	164,448	13,704	1975-76	8-5	.615	6-3	.667	169,390	13,030	1976-77	11-3	.786	8-1	.889	192,738	13,767	1977-78	11-1	.917	9-0	1.000	159,300	13,275	1978-79	15-2	.882	8-1	.889	231,795	13,635	1979-80	15-2	.882	8-1	.889	234,345	13,785	1980-81	12-3	.800	6-3	.667	197,910	13,194	1981-82	12-4	.750	6-3	.667	213,040	13,315	1982-83	13-1	.929	8-1	.889	188,608	13,472	1983-84	12-1	.923	8-1	.889	173,147	13,319	1984-85	12-4	.750	6-3	.667	202,784	12,674	1985-86	13-2	.867	7-2	.778	200,085	13,339	1986-87	12-1	.923	8-1	.889	183,599	14,123	1987-88	15-1	.938	9-0	1.000	218,384	13,649	1988-89	11-3	.786	6-3	.667	197,722	14,123	1989-90	12-1	.923	8-1	.889	180,843	13,911	1990-91	11-5	.688	6-3	.667	223,664	13,979	1991-92	13-5	.722	5-4	.556	242,370	13,465	1992-93	9-5	.643	4-5	.444	197,722	14,123	1993-94	13-1	.929	8-1	.889	197,722	14,123	1994-95	12-1	.923	8-1	.889	183,599	14,123	1995-96	13-1	.929	8-1	.889	197,722	14,123	1996-97	11-3	.786	7-2	.778	196,770	14,055	1997-98	13-1	.929	7-1	.875	197,722	14,123	1998-99	12-4	.750	4-4	.500	225,968	14,123	1999-00	12-2	.857	7-1	.875	194,152	13,868	2000-01	11-7	.611	4-4	.500	215,244	11,958	2001-02	11-4	.733	5-3	.625	178,020	11,868	2002-03	14-1	.933	7-1	.875	158,280	10,552	2003-04	9-5	.643	4-4	.500	163,814	11,701	2004-05	6-9	.400	3-5	.375	175,215	11,681	2005-06	9-5	.643	3-5	.375	149,618	10,687	2006-07	16-1	.941	7-1	.875	199,733	11,749	2007-08	16-1	.941	9-0	1.000	209,865	12,345	2008-09	15-3	.833	7-2	.778	246,744	13,708	2009-10	14-2	.875	7-2	.778	218,896	13,681	2010-11	16-0	1.000	9-0	1.000	222,659	13,916	2011-12	13-4	.765	5-4	.556	226,504	13,324	2012-13	12-7	.632	5-4	.556	225,286	11,857	2013-14	12-5	.706	4-5	.444	216,553	12,738	2014-15	14-3	.824	8-1	.889	195,884	11,523	2015-16	17-1	.944	8-1	.889	245,916	13,662	2016-17	15-2	.882	8-1	.889	234,930	13,819	2017-18	16-1	.941	8-1	.889	243,844	14,344	2018-19	15-0	1.000	10-0	1.000	217,005	14,467	2019-20	11-5	.688	6-4	.600	236,864	14,804	2020-21	6-1	.857	3-1	.750	1,600	228	MOST WINS IN MACKEY ARENA HISTORY <table><tr><td>1.</td><td>2015-16</td><td>17</td></tr><tr><td>2.</td><td>2017-18, 2010-11, 2007-08, 2006-07</td><td>16</td></tr></table>										1.	2015-16	17	2.	2017-18, 2010-11, 2007-08, 2006-07	16	BIG TEN HOME RECORDS / CONF. GAMES (since 2014-15 season) <table><tr><th>Team</th><th>2015</th><th>2016</th><th>2017</th><th>2018</th><th>2019</th><th>2020</th><th>2021</th><th>Total</th></tr><tr><td>PURDUE</td><td>8-1</td><td>8-1</td><td>8-1</td><td>8-1</td><td>10-0</td><td>6-4</td><td>3-1</td><td>51-9</td></tr><tr><td>Michigan St.</td><td>6-3</td><td>7-2</td><td>8-1</td><td>8-1</td><td>9-1</td><td>8-2</td><td>1-2</td><td>47-12</td></tr><tr><td>Maryland</td><td>9-0</td><td>8-1</td><td>5-4</td><td>6-3</td><td>8-1</td><td>9-1</td><td>0-4</td><td>45-14</td></tr><tr><td>Wisconsin</td><td>9-0</td><td>7-2</td><td>7-2</td><td>4-5</td><td>7-3</td><td>9-1</td><td>4-2</td><td>47-15</td></tr><tr><td>Michigan</td><td>6-3</td><td>6-3</td><td>7-2</td><td>8-1</td><td>9-1</td><td>5-4</td><td>5-0</td><td>46-14</td></tr><tr><td>Ohio State</td><td>7-2</td><td>7-2</td><td>4-5</td><td>8-1</td><td>5-5</td><td>8-2</td><td>4-1</td><td>43-18</td></tr><tr><td>Iowa</td><td>6-3</td><td>7-2</td><td>7-2</td><td>3-6</td><td>6-4</td><td>9-1</td><td>3-1</td><td>41-19</td></tr><tr><td>Indiana</td><td>6-3</td><td>9-0</td><td>5-4</td><td>6-3</td><td>5-5</td><td>7-3</td><td>2-3</td><td>40-21</td></tr><tr><td>Illinois</td><td>7-2</td><td>3-6</td><td>5-4</td><td>3-6</td><td>5-4</td><td>8-2</td><td>4-2</td><td>35-26</td></tr><tr><td>Minnesota</td><td>4-5</td><td>2-7</td><td>6-3</td><td>3-5</td><td>7-3</td><td>6-4</td><td>4-1</td><td>32-28</td></tr><tr><td>Penn State</td><td>3-6</td><td>5-3</td><td>3-5</td><td>6-3</td><td>4-6</td><td>6-3</td><td>2-1</td><td>28-30</td></tr><tr><td>Nebraska</td><td>5-4</td><td>3-6</td><td>3-6</td><td>9-0</td><td>5-5</td><td>2-8</td><td>0-3</td><td>27-32</td></tr><tr><td>N'Western</td><td>4-5</td><td>5-4</td><td>5-4</td><td>4-5</td><td>2-8</td><td>2-8</td><td>2-2</td><td>23-37</td></tr><tr><td>Rutgers</td><td>2-7</td><td>1-8</td><td>1-7</td><td>3-6</td><td>4-6</td><td>9-1</td><td>2-3</td><td>22-38</td></tr></table> <p>► Through games played Jan. 27.</p>			Team	2015	2016	2017	2018	2019	2020	2021	Total	PURDUE	8-1	8-1	8-1	8-1	10-0	6-4	3-1	51-9	Michigan St.	6-3	7-2	8-1	8-1	9-1	8-2	1-2	47-12	Maryland	9-0	8-1	5-4	6-3	8-1	9-1	0-4	45-14	Wisconsin	9-0	7-2	7-2	4-5	7-3	9-1	4-2	47-15	Michigan	6-3	6-3	7-2	8-1	9-1	5-4	5-0	46-14	Ohio State	7-2	7-2	4-5	8-1	5-5	8-2	4-1	43-18	Iowa	6-3	7-2	7-2	3-6	6-4	9-1	3-1	41-19	Indiana	6-3	9-0	5-4	6-3	5-5	7-3	2-3	40-21	Illinois	7-2	3-6	5-4	3-6	5-4	8-2	4-2	35-26	Minnesota	4-5	2-7	6-3	3-5	7-3	6-4	4-1	32-28	Penn State	3-6	5-3	3-5	6-3	4-6	6-3	2-1	28-30	Nebraska	5-4	3-6	3-6	9-0	5-5	2-8	0-3	27-32	N'Western	4-5	5-4	5-4	4-5	2-8	2-8	2-2	23-37	Rutgers	2-7	1-8	1-7	3-6	4-6	9-1	2-3	22-38
Year	Overall	Pct.	B10	Pct.	Attn.	Avg.																																																																																																																																																																																																																																																																																																																																																																																																																																																																																																																																																											
1967-68	11-2	.846	7-0	1.000	180,102	13,854																																																																																																																																																																																																																																																																																																																																																																																																																																																																																																																																																											
1968-69	11-0	1.000	7-0	1.000	155,298	14,118																																																																																																																																																																																																																																																																																																																																																																																																																																																																																																																																																											
1969-70	11-1	.917	6-1	.857	169,476	14,123																																																																																																																																																																																																																																																																																																																																																																																																																																																																																																																																																											
1970-71	9-4	.692	5-2	.714	175,240	13,480																																																																																																																																																																																																																																																																																																																																																																																																																																																																																																																																																											
1971-72	8-4	.667	3-4	.429	164,412	13,701																																																																																																																																																																																																																																																																																																																																																																																																																																																																																																																																																											
1972-73	10-2	.833	5-2	.714	154,788	12,899																																																																																																																																																																																																																																																																																																																																																																																																																																																																																																																																																											
1973-74	12-2	.857	7-0	1.000	174,244	12,446																																																																																																																																																																																																																																																																																																																																																																																																																																																																																																																																																											
1974-75	11-1	.917	8-1	.889	164,448	13,704																																																																																																																																																																																																																																																																																																																																																																																																																																																																																																																																																											
1975-76	8-5	.615	6-3	.667	169,390	13,030																																																																																																																																																																																																																																																																																																																																																																																																																																																																																																																																																											
1976-77	11-3	.786	8-1	.889	192,738	13,767																																																																																																																																																																																																																																																																																																																																																																																																																																																																																																																																																											
1977-78	11-1	.917	9-0	1.000	159,300	13,275																																																																																																																																																																																																																																																																																																																																																																																																																																																																																																																																																											
1978-79	15-2	.882	8-1	.889	231,795	13,635																																																																																																																																																																																																																																																																																																																																																																																																																																																																																																																																																											
1979-80	15-2	.882	8-1	.889	234,345	13,785																																																																																																																																																																																																																																																																																																																																																																																																																																																																																																																																																											
1980-81	12-3	.800	6-3	.667	197,910	13,194																																																																																																																																																																																																																																																																																																																																																																																																																																																																																																																																																											
1981-82	12-4	.750	6-3	.667	213,040	13,315																																																																																																																																																																																																																																																																																																																																																																																																																																																																																																																																																											
1982-83	13-1	.929	8-1	.889	188,608	13,472																																																																																																																																																																																																																																																																																																																																																																																																																																																																																																																																																											
1983-84	12-1	.923	8-1	.889	173,147	13,319																																																																																																																																																																																																																																																																																																																																																																																																																																																																																																																																																											
1984-85	12-4	.750	6-3	.667	202,784	12,674																																																																																																																																																																																																																																																																																																																																																																																																																																																																																																																																																											
1985-86	13-2	.867	7-2	.778	200,085	13,339																																																																																																																																																																																																																																																																																																																																																																																																																																																																																																																																																											
1986-87	12-1	.923	8-1	.889	183,599	14,123																																																																																																																																																																																																																																																																																																																																																																																																																																																																																																																																																											
1987-88	15-1	.938	9-0	1.000	218,384	13,649																																																																																																																																																																																																																																																																																																																																																																																																																																																																																																																																																											
1988-89	11-3	.786	6-3	.667	197,722	14,123																																																																																																																																																																																																																																																																																																																																																																																																																																																																																																																																																											
1989-90	12-1	.923	8-1	.889	180,843	13,911																																																																																																																																																																																																																																																																																																																																																																																																																																																																																																																																																											
1990-91	11-5	.688	6-3	.667	223,664	13,979																																																																																																																																																																																																																																																																																																																																																																																																																																																																																																																																																											
1991-92	13-5	.722	5-4	.556	242,370	13,465																																																																																																																																																																																																																																																																																																																																																																																																																																																																																																																																																											
1992-93	9-5	.643	4-5	.444	197,722	14,123																																																																																																																																																																																																																																																																																																																																																																																																																																																																																																																																																											
1993-94	13-1	.929	8-1	.889	197,722	14,123																																																																																																																																																																																																																																																																																																																																																																																																																																																																																																																																																											
1994-95	12-1	.923	8-1	.889	183,599	14,123																																																																																																																																																																																																																																																																																																																																																																																																																																																																																																																																																											
1995-96	13-1	.929	8-1	.889	197,722	14,123																																																																																																																																																																																																																																																																																																																																																																																																																																																																																																																																																											
1996-97	11-3	.786	7-2	.778	196,770	14,055																																																																																																																																																																																																																																																																																																																																																																																																																																																																																																																																																											
1997-98	13-1	.929	7-1	.875	197,722	14,123																																																																																																																																																																																																																																																																																																																																																																																																																																																																																																																																																											
1998-99	12-4	.750	4-4	.500	225,968	14,123																																																																																																																																																																																																																																																																																																																																																																																																																																																																																																																																																											
1999-00	12-2	.857	7-1	.875	194,152	13,868																																																																																																																																																																																																																																																																																																																																																																																																																																																																																																																																																											
2000-01	11-7	.611	4-4	.500	215,244	11,958																																																																																																																																																																																																																																																																																																																																																																																																																																																																																																																																																											
2001-02	11-4	.733	5-3	.625	178,020	11,868																																																																																																																																																																																																																																																																																																																																																																																																																																																																																																																																																											
2002-03	14-1	.933	7-1	.875	158,280	10,552																																																																																																																																																																																																																																																																																																																																																																																																																																																																																																																																																											
2003-04	9-5	.643	4-4	.500	163,814	11,701																																																																																																																																																																																																																																																																																																																																																																																																																																																																																																																																																											
2004-05	6-9	.400	3-5	.375	175,215	11,681																																																																																																																																																																																																																																																																																																																																																																																																																																																																																																																																																											
2005-06	9-5	.643	3-5	.375	149,618	10,687																																																																																																																																																																																																																																																																																																																																																																																																																																																																																																																																																											
2006-07	16-1	.941	7-1	.875	199,733	11,749																																																																																																																																																																																																																																																																																																																																																																																																																																																																																																																																																											
2007-08	16-1	.941	9-0	1.000	209,865	12,345																																																																																																																																																																																																																																																																																																																																																																																																																																																																																																																																																											
2008-09	15-3	.833	7-2	.778	246,744	13,708																																																																																																																																																																																																																																																																																																																																																																																																																																																																																																																																																											
2009-10	14-2	.875	7-2	.778	218,896	13,681																																																																																																																																																																																																																																																																																																																																																																																																																																																																																																																																																											
2010-11	16-0	1.000	9-0	1.000	222,659	13,916																																																																																																																																																																																																																																																																																																																																																																																																																																																																																																																																																											
2011-12	13-4	.765	5-4	.556	226,504	13,324																																																																																																																																																																																																																																																																																																																																																																																																																																																																																																																																																											
2012-13	12-7	.632	5-4	.556	225,286	11,857																																																																																																																																																																																																																																																																																																																																																																																																																																																																																																																																																											
2013-14	12-5	.706	4-5	.444	216,553	12,738																																																																																																																																																																																																																																																																																																																																																																																																																																																																																																																																																											
2014-15	14-3	.824	8-1	.889	195,884	11,523																																																																																																																																																																																																																																																																																																																																																																																																																																																																																																																																																											
2015-16	17-1	.944	8-1	.889	245,916	13,662																																																																																																																																																																																																																																																																																																																																																																																																																																																																																																																																																											
2016-17	15-2	.882	8-1	.889	234,930	13,819																																																																																																																																																																																																																																																																																																																																																																																																																																																																																																																																																											
2017-18	16-1	.941	8-1	.889	243,844	14,344																																																																																																																																																																																																																																																																																																																																																																																																																																																																																																																																																											
2018-19	15-0	1.000	10-0	1.000	217,005	14,467																																																																																																																																																																																																																																																																																																																																																																																																																																																																																																																																																											
2019-20	11-5	.688	6-4	.600	236,864	14,804																																																																																																																																																																																																																																																																																																																																																																																																																																																																																																																																																											
2020-21	6-1	.857	3-1	.750	1,600	228																																																																																																																																																																																																																																																																																																																																																																																																																																																																																																																																																											
1.	2015-16	17																																																																																																																																																																																																																																																																																																																																																																																																																																																																																																																																																															
2.	2017-18, 2010-11, 2007-08, 2006-07	16																																																																																																																																																																																																																																																																																																																																																																																																																																																																																																																																																															
Team	2015	2016	2017	2018	2019	2020	2021	Total																																																																																																																																																																																																																																																																																																																																																																																																																																																																																																																																																									
PURDUE	8-1	8-1	8-1	8-1	10-0	6-4	3-1	51-9																																																																																																																																																																																																																																																																																																																																																																																																																																																																																																																																																									
Michigan St.	6-3	7-2	8-1	8-1	9-1	8-2	1-2	47-12																																																																																																																																																																																																																																																																																																																																																																																																																																																																																																																																																									
Maryland	9-0	8-1	5-4	6-3	8-1	9-1	0-4	45-14																																																																																																																																																																																																																																																																																																																																																																																																																																																																																																																																																									
Wisconsin	9-0	7-2	7-2	4-5	7-3	9-1	4-2	47-15																																																																																																																																																																																																																																																																																																																																																																																																																																																																																																																																																									
Michigan	6-3	6-3	7-2	8-1	9-1	5-4	5-0	46-14																																																																																																																																																																																																																																																																																																																																																																																																																																																																																																																																																									
Ohio State	7-2	7-2	4-5	8-1	5-5	8-2	4-1	43-18																																																																																																																																																																																																																																																																																																																																																																																																																																																																																																																																																									
Iowa	6-3	7-2	7-2	3-6	6-4	9-1	3-1	41-19																																																																																																																																																																																																																																																																																																																																																																																																																																																																																																																																																									
Indiana	6-3	9-0	5-4	6-3	5-5	7-3	2-3	40-21																																																																																																																																																																																																																																																																																																																																																																																																																																																																																																																																																									
Illinois	7-2	3-6	5-4	3-6	5-4	8-2	4-2	35-26																																																																																																																																																																																																																																																																																																																																																																																																																																																																																																																																																									
Minnesota	4-5	2-7	6-3	3-5	7-3	6-4	4-1	32-28																																																																																																																																																																																																																																																																																																																																																																																																																																																																																																																																																									
Penn State	3-6	5-3	3-5	6-3	4-6	6-3	2-1	28-30																																																																																																																																																																																																																																																																																																																																																																																																																																																																																																																																																									
Nebraska	5-4	3-6	3-6	9-0	5-5	2-8	0-3	27-32																																																																																																																																																																																																																																																																																																																																																																																																																																																																																																																																																									
N'Western	4-5	5-4	5-4	4-5	2-8	2-8	2-2	23-37																																																																																																																																																																																																																																																																																																																																																																																																																																																																																																																																																									
Rutgers	2-7	1-8	1-7	3-6	4-6	9-1	2-3	22-38																																																																																																																																																																																																																																																																																																																																																																																																																																																																																																																																																									
► BIG TEN'S BEST RECORDS SINCE 2014-15 (OVERALL) <table><tr><th>Team</th><th>Since 17-18</th><th>16-17</th><th>15-16</th><th>14-15</th></tr><tr><td>Purdue</td><td>46-22</td><td>60-26</td><td>72-32</td><td>84-38</td></tr><tr><td>Michigan State</td><td>48-16</td><td>58-24</td><td>71-29</td><td>83-35</td></tr><tr><td>Wisconsin</td><td>42-25</td><td>54-31</td><td>66-37</td><td>82-39</td></tr><tr><td>Maryland</td><td>38-30</td><td>49-37</td><td>61-43</td><td>75-47</td></tr><tr><td>Michigan</td><td>45-21</td><td>55-29</td><td>65-37</td><td>73-47</td></tr><tr><td>Ohio State</td><td>41-28</td><td>48-39</td><td>59-46</td><td>70-53</td></tr><tr><td>Iowa</td><td>31-34</td><td>41-42</td><td>53-48</td><td>65-54</td></tr><tr><td>Indiana</td><td>30-37</td><td>37-48</td><td>52-51</td><td>61-60</td></tr><tr><td>Illinois</td><td>30-37</td><td>38-47</td><td>43-60</td><td>52-69</td></tr><tr><td>Penn State</td><td>28-38</td><td>34-50</td><td>41-61</td><td>45-75</td></tr><tr><td>Minnesota</td><td>25-42</td><td>36-49</td><td>38-65</td><td>44-77</td></tr><tr><td>Northwestern</td><td>16-52</td><td>26-60</td><td>34-70</td><td>40-82</td></tr><tr><td>Nebraska</td><td>21-42</td><td>27-54</td><td>33-66</td><td>38-79</td></tr><tr><td>Rutgers</td><td>25-42</td><td>28-57</td><td>29-74</td><td>31-90</td></tr></table> <p>► Through games played Jan. 27.</p>							Team	Since 17-18	16-17	15-16	14-15	Purdue	46-22	60-26	72-32	84-38	Michigan State	48-16	58-24	71-29	83-35	Wisconsin	42-25	54-31	66-37	82-39	Maryland	38-30	49-37	61-43	75-47	Michigan	45-21	55-29	65-37	73-47	Ohio State	41-28	48-39	59-46	70-53	Iowa	31-34	41-42	53-48	65-54	Indiana	30-37	37-48	52-51	61-60	Illinois	30-37	38-47	43-60	52-69	Penn State	28-38	34-50	41-61	45-75	Minnesota	25-42	36-49	38-65	44-77	Northwestern	16-52	26-60	34-70	40-82	Nebraska	21-42	27-54	33-66	38-79	Rutgers	25-42	28-57	29-74	31-90	OVERALL HOME WINNING STREAK <table><tr><th>Dates</th><th>No.</th></tr><tr><td>Dec. 22, 1967 to Feb. 14, 1970</td><td>30</td></tr><tr><td>March 3, 2010 to Dec. 31, 2011</td><td>26</td></tr><tr><td>Jan. 8, 2017 to Jan. 31, 2018</td><td>21</td></tr><tr><td>Dec. 5, 1987 to Dec. 19, 1988</td><td>19</td></tr><tr><td>Feb. 18, 2018 to Nov. 6, 2019</td><td>18</td></tr><tr><td>Jan. 19, 1983 to Feb. 25, 1984</td><td>18</td></tr></table> <p>► Since 1967-68 season.</p>			Dates	No.	Dec. 22, 1967 to Feb. 14, 1970	30	March 3, 2010 to Dec. 31, 2011	26	Jan. 8, 2017 to Jan. 31, 2018	21	Dec. 5, 1987 to Dec. 19, 1988	19	Feb. 18, 2018 to Nov. 6, 2019	18	Jan. 19, 1983 to Feb. 25, 1984	18																																																																																																																																																																																																																																																																																																																																																																																																																																																															
Team	Since 17-18	16-17	15-16	14-15																																																																																																																																																																																																																																																																																																																																																																																																																																																																																																																																																													
Purdue	46-22	60-26	72-32	84-38																																																																																																																																																																																																																																																																																																																																																																																																																																																																																																																																																													
Michigan State	48-16	58-24	71-29	83-35																																																																																																																																																																																																																																																																																																																																																																																																																																																																																																																																																													
Wisconsin	42-25	54-31	66-37	82-39																																																																																																																																																																																																																																																																																																																																																																																																																																																																																																																																																													
Maryland	38-30	49-37	61-43	75-47																																																																																																																																																																																																																																																																																																																																																																																																																																																																																																																																																													
Michigan	45-21	55-29	65-37	73-47																																																																																																																																																																																																																																																																																																																																																																																																																																																																																																																																																													
Ohio State	41-28	48-39	59-46	70-53																																																																																																																																																																																																																																																																																																																																																																																																																																																																																																																																																													
Iowa	31-34	41-42	53-48	65-54																																																																																																																																																																																																																																																																																																																																																																																																																																																																																																																																																													
Indiana	30-37	37-48	52-51	61-60																																																																																																																																																																																																																																																																																																																																																																																																																																																																																																																																																													
Illinois	30-37	38-47	43-60	52-69																																																																																																																																																																																																																																																																																																																																																																																																																																																																																																																																																													
Penn State	28-38	34-50	41-61	45-75																																																																																																																																																																																																																																																																																																																																																																																																																																																																																																																																																													
Minnesota	25-42	36-49	38-65	44-77																																																																																																																																																																																																																																																																																																																																																																																																																																																																																																																																																													
Northwestern	16-52	26-60	34-70	40-82																																																																																																																																																																																																																																																																																																																																																																																																																																																																																																																																																													
Nebraska	21-42	27-54	33-66	38-79																																																																																																																																																																																																																																																																																																																																																																																																																																																																																																																																																													
Rutgers	25-42	28-57	29-74	31-90																																																																																																																																																																																																																																																																																																																																																																																																																																																																																																																																																													
Dates	No.																																																																																																																																																																																																																																																																																																																																																																																																																																																																																																																																																																
Dec. 22, 1967 to Feb. 14, 1970	30																																																																																																																																																																																																																																																																																																																																																																																																																																																																																																																																																																
March 3, 2010 to Dec. 31, 2011	26																																																																																																																																																																																																																																																																																																																																																																																																																																																																																																																																																																
Jan. 8, 2017 to Jan. 31, 2018	21																																																																																																																																																																																																																																																																																																																																																																																																																																																																																																																																																																
Dec. 5, 1987 to Dec. 19, 1988	19																																																																																																																																																																																																																																																																																																																																																																																																																																																																																																																																																																
Feb. 18, 2018 to Nov. 6, 2019	18																																																																																																																																																																																																																																																																																																																																																																																																																																																																																																																																																																
Jan. 19, 1983 to Feb. 25, 1984	18																																																																																																																																																																																																																																																																																																																																																																																																																																																																																																																																																																
WHAT PEOPLE SAY ABOUT MACKEY ARENA							BIG TEN CONFERENCE HOME WIN STREAK <table><tr><th>Dates</th><th>No.</th></tr><tr><td>Jan. 6, 1968 to Feb. 14, 1970</td><td>19</td></tr><tr><td>Feb. 18, 2018 to Jan. 12, 2020</td><td>15</td></tr><tr><td>Jan. 22, 1987 to March 12, 1988</td><td>14</td></tr><tr><td>Jan. 19, 1983 to Feb. 25, 1984</td><td>14</td></tr><tr><td>Feb. 7, 2007 to March 1, 2008</td><td>13</td></tr><tr><td>Jan. 27, 1979 to Feb. 16, 1980</td><td>13</td></tr><tr><td>Jan. 5, 1974 to Feb. 15, 1975</td><td>13</td></tr></table> <p>► Since 1967-68 season.</p>			Dates	No.	Jan. 6, 1968 to Feb. 14, 1970	19	Feb. 18, 2018 to Jan. 12, 2020	15	Jan. 22, 1987 to March 12, 1988	14	Jan. 19, 1983 to Feb. 25, 1984	14	Feb. 7, 2007 to March 1, 2008	13	Jan. 27, 1979 to Feb. 16, 1980	13	Jan. 5, 1974 to Feb. 15, 1975	13																																																																																																																																																																																																																																																																																																																																																																																																																																																																																																																																								
Dates	No.																																																																																																																																																																																																																																																																																																																																																																																																																																																																																																																																																																
Jan. 6, 1968 to Feb. 14, 1970	19																																																																																																																																																																																																																																																																																																																																																																																																																																																																																																																																																																
Feb. 18, 2018 to Jan. 12, 2020	15																																																																																																																																																																																																																																																																																																																																																																																																																																																																																																																																																																
Jan. 22, 1987 to March 12, 1988	14																																																																																																																																																																																																																																																																																																																																																																																																																																																																																																																																																																
Jan. 19, 1983 to Feb. 25, 1984	14																																																																																																																																																																																																																																																																																																																																																																																																																																																																																																																																																																
Feb. 7, 2007 to March 1, 2008	13																																																																																																																																																																																																																																																																																																																																																																																																																																																																																																																																																																
Jan. 27, 1979 to Feb. 16, 1980	13																																																																																																																																																																																																																																																																																																																																																																																																																																																																																																																																																																
Jan. 5, 1974 to Feb. 15, 1975	13																																																																																																																																																																																																																																																																																																																																																																																																																																																																																																																																																																
• "Haven't been to a game in Mackey Arena as a fan in a long, long time. I forgot it's basically the perfect college basketball arena in every way." – Mark Titus (@ClubTrillion) – Contributor to Ringer.com and author; Former Ohio State player																																																																																																																																																																																																																																																																																																																																																																																																																																																																																																																																																																	
• "Few things feel as helpless as being on the visitor's bench when Purdue gets rolling at Mackey Arena." – Mark Titus (@ClubTrillion) – Contributor to Ringer.com and author; Former Ohio State player																																																																																																																																																																																																																																																																																																																																																																																																																																																																																																																																																																	
• "Michigan State just got manhandled by Purdue in West Lafayette. Mackey Arena ain't no joke." – Jeff Goodman (@GoodmanHoops) – College Basketball Analyst / Stadium.com																																																																																																																																																																																																																																																																																																																																																																																																																																																																																																																																																																	
• "I once asked a coach what was needed to win a game there and he responded with 'earplugs'. – Jon Rothstein (@JonRothstein) – College Hoops Today																																																																																																																																																																																																																																																																																																																																																																																																																																																																																																																																																																	
• "Mackey Arena is one of the underrated, great environments in basketball. Does not get the attention it deserves for a place that absolutely rocks." – Dan Shulman (@DShulman_ESPN) – ESPN play-by-play announcer																																																																																																																																																																																																																																																																																																																																																																																																																																																																																																																																																																	
• "There is a possibility that Mackey Arena at Purdue is the loudest venue in college hoops. It kinda hurts to work here actually." – Dave Flemming (@FlemmingDave) – ESPN play-by-play announcer																																																																																																																																																																																																																																																																																																																																																																																																																																																																																																																																																																	
• "I think this is the best atmosphere in college basketball. The sound in here is just deafening for opponents." – Andy Katz (@TheAndyKatz) – NCAA.com																																																																																																																																																																																																																																																																																																																																																																																																																																																																																																																																																																	
• "This is one of the top five environments in college basketball. Anyone that has been here knows that." – Dan Dakich (@dandakich) – ESPN color announcer																																																																																																																																																																																																																																																																																																																																																																																																																																																																																																																																																																	
• "The atmosphere at Mackey Arena is one of the best I've ever been in. This place rivals anything I have ever seen. Just an incredible home crowd." – Chris Holtmann – Ohio State University head coach																																																																																																																																																																																																																																																																																																																																																																																																																																																																																																																																																																	
• "I'll be surprised if anybody beats this team in this building. It's one of the toughest environments I've ever seen." – David Padgett – University of Louisville interim head coach																																																																																																																																																																																																																																																																																																																																																																																																																																																																																																																																																																	
• "I feel like I say this every time Purdue plays a big home game but Mackey is a legitimately terrifying place." – Eamonn Brennan (@eamonnbrennan) – ESPN.com																																																																																																																																																																																																																																																																																																																																																																																																																																																																																																																																																																	
• "Our teams never won there. Crazy atmosphere! There are some environments that can't be replicated and Mackey Arena is one of them." – Kenyon Murray (@PHawkKenyon) – Former Iowa basketball player																																																																																																																																																																																																																																																																																																																																																																																																																																																																																																																																																																	
• "Have said this for years: Mackey Arena has a case for most-intimidating atmosphere in the league when it's rolling. Tonight, it's rolling." – Zach Osterman (@ZachOsterman) – Indiana beat writer for Indy Star																																																																																																																																																																																																																																																																																																																																																																																																																																																																																																																																																																	
• "Look up intimidation in the dictionary and you'll find a picture of Mackey Arena." – Loren Tate (@Tatelines) – Champaign News-Gazette																																																																																																																																																																																																																																																																																																																																																																																																																																																																																																																																																																	
RECORD VS. BIG TEN OPPONENTS <table><tr><th>Opponent</th><th>Record</th><th>Opponent</th><th>Record</th></tr><tr><td>Nebraska</td><td>7-0</td><td>Indiana</td><td>34-12</td></tr><tr><td>Rutgers</td><td>6-1</td><td>Illinois</td><td>33-12</td></tr><tr><td>Penn State</td><td>22-3</td><td>Michigan State</td><td>32-14</td></tr><tr><td>Wisconsin</td><td>41-4</td><td>Michigan</td><td>30-18</td></tr><tr><td>Northwestern</td><td>42-6</td><td>Ohio State</td><td>29-18</td></tr><tr><td>Minnesota</td><td>41-7</td><td>Maryland</td><td>4-1</td></tr><tr><td>Iowa</td><td>35-11</td><td></td><td></td></tr></table>										Opponent	Record	Opponent	Record	Nebraska	7-0	Indiana	34-12	Rutgers	6-1	Illinois	33-12	Penn State	22-3	Michigan State	32-14	Wisconsin	41-4	Michigan	30-18	Northwestern	42-6	Ohio State	29-18	Minnesota	41-7	Maryland	4-1	Iowa	35-11																																																																																																																																																																																																																																																																																																																																																																																																																																																																																																																										
Opponent	Record	Opponent	Record																																																																																																																																																																																																																																																																																																																																																																																																																																																																																																																																																														
Nebraska	7-0	Indiana	34-12																																																																																																																																																																																																																																																																																																																																																																																																																																																																																																																																																														
Rutgers	6-1	Illinois	33-12																																																																																																																																																																																																																																																																																																																																																																																																																																																																																																																																																														
Penn State	22-3	Michigan State	32-14																																																																																																																																																																																																																																																																																																																																																																																																																																																																																																																																																														
Wisconsin	41-4	Michigan	30-18																																																																																																																																																																																																																																																																																																																																																																																																																																																																																																																																																														
Northwestern	42-6	Ohio State	29-18																																																																																																																																																																																																																																																																																																																																																																																																																																																																																																																																																														
Minnesota	41-7	Maryland	4-1																																																																																																																																																																																																																																																																																																																																																																																																																																																																																																																																																														
Iowa	35-11																																																																																																																																																																																																																																																																																																																																																																																																																																																																																																																																																																
@BoilerBall PURDUESPORTS.COM																																																																																																																																																																																																																																																																																																																																																																																																																																																																																																																																																																	

GAME 18 // PURDUE vs. MINNESOTA // JANUARY 30, 2021

HEAD COACH MATT PAINTER

- **Record at Purdue:** 348-180 (.659) / 16th year | **Career Record:** 373-185 (.668) / 17th year
- With five Sweet 16 appearances, 11 NCAA Tournament berths, three Big Ten regular-season championships, a Big Ten Tournament title, an Elite Eight and an international gold medal on his résumé, 16th-year head coach Matt Painter is widely regarded as one of the brightest young minds in all of college basketball.
 - He was voted by his peers as the NABC National Coach of the Year after leading a team that started with a 6-5 record to the 2019 Elite Eight.
 - Painter was named the 2019 Big Ten Coach of the Year and has led Purdue to three straight Sweet 16 appearances.
 - Painter affirmed his long-term commitment to Purdue in October of 2018, agreeing to a two-year extension that will keep him in West Lafayette through at least the 2023-24 season. The deal features five, one-year extensions that go into effect through the 2028-29 season. Following the 2029 season, Painter will still only be 58 years old.
 - Painter enters the 2020-21 season third on the school's all-time wins list (337) behind legendary mentors, Gene Keady and Ward "Piggy" Lambert, both of whom have been inducted into the College Basketball Hall of Fame.
 - Has averaged almost 23 wins a season in his 15 years at Purdue. If you don't include the first transitional year (9-19 record), the average balloons to 24.0 wins per year over the last 14 seasons.
 - Has won at least 25 games in nine of his 16 seasons as a collegiate head coach.
 - Painter's four Big Ten Coach of the Year honors are the third most in league history (Gene Keady - 7; Bobby Knight - 5; Bo Ryan - 4).
 - Painter has averaged 11.1 wins per year in conference play, the fifth-best average in Big Ten Conference history.
 - Is one of just four active coaches to have won a Big Ten championship.
 - Painter's 11 NCAA Tournaments in the last 14 years are the eighth most in the country.
 - Purdue's five Sweet 16 appearances in the last 12 years are the ninth most nationally.
 - Coach Painter's 12 NCAA Tournaments are the most for a coach nationally under the age of 55 (as of April 1, 2021 – Painter is 50 years old).
 - Purdue has finished first or second in Big Ten play in seven of Painter's last 13 years.
 - Has had 63 Academic All-Big Ten honorees in his 15 previous years at Purdue.
 - Lastly, the five winningest classes in school history have come during the Painter era (2019, 2018, 2012, 2011, 2010).

YEAR-BY-YEAR COACHING RECORD

Year	School	Overall	Pct.	Conf.	Pct.	Postseason
2003-04	Southern Illinois	25-5	.833	17-1	.944	NCAA (0-1)
2005-06	Purdue	9-19	.321	3-13	.188	
2006-07	Purdue	22-12	.647	9-7	.563	NCAA (1-1)
2007-08	Purdue	25-9	.735	15-3	.833	NCAA (1-1)
2008-09	Purdue	27-10	.730	11-7	.611	NCAA (2-1)
2009-10	Purdue	29-6	.829	14-4	.778	NCAA (2-1)
2010-11	Purdue	26-8	.765	14-4	.778	NCAA (1-1)
2011-12	Purdue	22-13	.629	10-8	.556	NCAA (1-1)
2012-13	Purdue	16-18	.471	8-10	.444	CBI (1-1)
2013-14	Purdue	15-17	.469	5-13	.278	
2014-15	Purdue	21-13	.618	12-6	.667	NCAA (0-1)
2015-16	Purdue	26-9	.743	12-6	.667	NCAA (0-1)
2016-17	Purdue	27-8	.771	14-4	.778	NCAA (2-1)
2017-18	Purdue	30-7	.811	15-3	.833	NCAA (2-1)
2018-19	Purdue	26-10	.722	16-4	.800	NCAA (3-1)
2019-20	Purdue	16-15	.516	9-11	.450	
2020-21	Purdue	11-6	.647	6-4	.600	
Southern Illinois (1)		25-5	.833	17-1	.944	1 NCAA (0-1)
Purdue (16th)		348-180	.659	173-107	.618	11 NCAA (15-11)
Career (17th)		373-185	.668	190-108	.638	12 NCAA (15-12)
Postseason Record		27-26	.509			
MVC Tournament		1-1	.500			
Big Ten Tournament		11-13	.458			
NCAA Tournament		15-12	.556			
CBI Invitational		1-1	.500			

MISCELLANEOUS

MILESTONE VICTORIES

Win	Score	Opponent	Date
1	67-62	Wyoming	11-22-03
26	82-75	Wofford (1st win at Purdue)	11-19-05
50	62-38	Michigan State	2-7-07
100	49-45	Iowa	2-14-09
150	82-69	Northwestern	12-31-10
200	89-73	Minnesota	3-9-13
225	72-68	Minnesota (200th win at Purdue)	12-31-14
250	61-55	Wisconsin	12-29-15
300	86-61	IUPUI	12-10-17
325	84-46	Robert Morris (300th win at Purdue)	11-23-18
350	59-56	[20] VCU	11-29-19

PAINTER'S HOME RECORD AT PURDUE

Year	Non-Conf.	Big Ten	Overall
2005-06	6-0	3-5	9-5
2006-07	9-0	7-1	16-1
2007-08	7-1	9-0	16-1
2008-09	8-1	7-2	15-3
2009-10	7-0	7-2	14-2
2010-11	7-0	9-0	16-0
2011-12	8-0	5-4	13-4
2012-13	7-3	5-4	12-7
2013-14	8-0	4-5	12-5
2014-15	6-2	8-1	14-3
2015-16	9-0	8-1	17-1
2016-17	7-1	8-1	15-2
2017-18	8-0	8-1	16-1
2018-19	5-0	10-0	15-0
2019-20	5-1	6-4	11-5
2020-21	3-0	3-1	6-1
TOTALS	110-9 (.924)	107-32 (.770)	217-41 (.841)

ABOUT HEAD COACH MATT PAINTER

Born	Aug. 27, 1970
Hometown	Muncie, Indiana
High School	Delta High School
Degree	Purdue (1993); sociology
Master's	Eastern Illinois (1998); athletics administration

COACHING EXPERIENCE

Years	School, Position
1993-94	Wash. & Jefferson, asst. coach
1994-95	Barton College, asst. coach
1995-98	Eastern Illinois, asst. coach
1998-03	Southern Illinois, asst. coach
2003-04	Southern Illinois, head coach
2004-05	Purdue, associate head coach
2006-pres.	Purdue, head coach

PLAYING EXPERIENCE

Years	
1990-93	Purdue (Honorable mention All-Big Ten, 1993)

COACHING HONORS

2004	Missouri Valley Coach of the Year
2004	District V Coach of the Year (USBWA)
2008	Big Ten Coach of the Year
2008	District V Coach of the Year (USBWA)
2008	District 10 Coach of the Year (NABC)
2010	Big Ten Coach of the Year
2010	District V Coach of the Year (USBWA)
2010	District 7 Coach of the Year (NABC)
2011	Big Ten Coach of the Year
2011	District V Coach of the Year (USBWA)
2011	District 7 Coach of the Year (NABC)
2017	District V Coach of the Year (USBWA)
2019	NABC National Coach of the Year
2019	Big Ten Coach of the Year
2019	District V Coach of the Year (USBWA)
2019	District 7 Coach of the Year (NABC)

COACHING TREE

• Dru Anthrop	Los Angeles Lakers (video coordinator)
• Luke Brenneman	Mercer (director of operations)
• Joey Brooks	Nicholls State (assistant coach)
• D.J. Byrd	Mercer (assistant coach)
• Tarrance Crump	Missouri (graduate assistant)
• Greg Gary	Mercer (head coach)
• Kenneth Lowe	Miami, Ohio (assistant coach)
• Paul Lusk	Creighton (assistant coach)
• Cuonzo Martin	Missouri (head coach)
• Cowan Olinger	Miami, Ohio (director of operations)
• Jack Owens	Miami, Ohio (head coach)
• Rick Ray	Colorado (assistant coach)
• J.R. Reynolds	Miami, Ohio (assistant coach)
• Ryne Smith	Incarinate Word (assistant coach)
• P.J. Thompson	Purdue (graduate assistant)

NBA DRAFT PICKS UNDER PAINTER

2007	Carl Landry, 31st to Seattle
2011	JaJuan Johnson, 27th to Boston via New Jersey
2011	E'Twaun Moore, 55th overall to Boston
2012	Robbie Hummel, 58th to Minnesota
2016	A.J. Hammons, 46th to Dallas
2017	Caleb Swanigan, 26th to Portland
2018	Vince Edwards, 52nd to Houston via Utah
2019	Carsen Edwards, 33rd to Boston via Philadelphia

ALL-AMERICANS UNDER PAINTER

2010	Robbie Hummel, 2nd (NABC) / HM (AP)
2010	E'Twaun Moore, HM (AP)
2011	JaJuan Johnson, Consensus
2011	E'Twaun Moore, 3rd (NABC) / HM (AP)
2012	Robbie Hummel, HM (AP)
2016	A.J. Hammons, HM (AP)
2017	Caleb Swanigan, Consensus
2018	Carsen Edwards, 2nd (NABC) / 3rd (Sporting News)
2018	Isaac Haas, HM (AP)
2019	Carsen Edwards, Consensus (2nd team)

WINS OVER TOP-25 TEAMS (52)				PAINTER AMONG THE NATION'S BEST												
Date	Opponent	Site	Score	WINS PER SEASON IN BIG TEN PLAY												
2-11-06	[22] Michigan	Home	84-70	Avg.	Coach	School	Wins	Years								
11-29-06	[25] Virginia	Home	61-59	12.3	Bo Ryan	Wisconsin	172	2002-15								
2-15-07	[24] Indiana	Home	81-68	12.2	Bob Knight	Indiana	353	1972-00								
12-15-07	[22] Louisville	Indianapolis, Ind.	67-59	12.1	Tom Izzo	Michigan State	302	1996-pres.								
1-26-08	[11] Wisconsin	Home	60-56	11.5	Thad Matta	Ohio State	150	2005-17								
2-9-08	[8] Wisconsin	Away	72-67	11.1	Matt Painter	Purdue	167	2006-pres.								
2-12-08	[10] Michigan State	Home	60-54	10.6	Gene Keady	Purdue	265	1981-05								
12-20-08	[22] Davidson	Indianapolis, Ind.	76-58	* - Minimum 100 wins. / Through 2019-20 season.												
1-22-09	[21] Minnesota	Away	70-62	ACTIVE BIG TEN COACHES TO WIN A CHAMPIONSHIP												
2-17-09	[6] Michigan State	Home	72-54	Coach	School	RS	Tourn.									
3-21-09	[15] Washington	Portland, Ore. (NCAA)	76-74	Tom Izzo	Michigan State	10	6									
11-23-09	[9] Tennessee	St. Thomas, US Virgin Islands	73-72	Matt Painter	Purdue	3	1									
1-1-10	[6] West Virginia	Home	77-62	Greg Gard	Wisconsin	1										
1-28-10	[16] Wisconsin	Home	60-57	Mark Turgeon	Maryland	1										
2-9-10	[10] Michigan State	Away	76-64	NCAA TOURNAMENTS BY BIG TEN COACHES												
2-17-10	[9] Ohio State	Away	60-57	App.	Coach	Current School	Total Yrs.									
3-21-10	[23] Texas AGM	Spokane, Wash. (NCAA)	63-61	22	Tom Izzo	Michigan State	25									
1-22-11	[17] Michigan State	Home	86-76	12	Matt Painter	Purdue	16									
1-29-11	[16] Minnesota	Home	73-61	9	Mark Turgeon	Maryland	20									
2-16-11	[10] Wisconsin	Home	70-62	9	Fran McCaffery	Iowa	24									
2-20-11	[2] Ohio State	Home	76-63	5	Chris Holtmann	Ohio State	9									
2-25-12	[11] Michigan	Away	75-61	4	Fred Hoiberg	Nebraska	6									
3-16-12	[24] Saint Mary's	Omaha, Neb. (NCAA)	72-69	4	Brad Underwood	Illinois	7									
1-2-13	[11] Illinois	Home	68-61	4	Archie Miller	Indiana	9									
3-3-13	[17] Wisconsin	Away	69-56	3	Greg Gard	Wisconsin	5									
1-24-15	[25] Iowa	Home	67-63	2	Jim Ferry	Penn State	15									
1-28-15	[22] Indiana	Home	83-67	2	Richard Pitino	Minnesota	8									
2-4-15	[20] Ohio State	Home	60-58	1	Chris Collins	Northwestern	7									
2-6-16	[8] Michigan State	Home	82-81	1	Steve Pikiell	Rutgers	15									
2-27-16	[10] Maryland	Home	83-79	0	Juwan Howard	Michigan	1									
12-17-16	[21] Notre Dame	Indianapolis, Ind.	86-81	* - While coaching at all schools. / Entering 2020-21 season.												
1-8-17	[13] Wisconsin	Home	66-55	WINS AT PURDUE												
2-1-17	[25] Northwestern	Home	80-59	Coach	Yrs.	Gms.	W	L	Pct.							
2-4-17	[17] Maryland	Away	73-72	Gene Keady	25	782	512	270	.655							
3-18-17	[17] Iowa State	Milwaukee, Wis. (NCAA)	80-76	Ward Lambert	29	523	371	152	.709							
11-24-17	[2] Arizona	Paradise Island, Bahamas	89-64	Matt Painter	16th	528	348	180	.659							
11-28-17	[17] Louisville	Home	66-57	GAMES COACHED AT PURDUE												
1-25-18	[25] Michigan	Home	92-88	Coach	Yrs.	Gms.	W	L	Pct.							
12-6-18	[23] Maryland	Home	62-60	Gene Keady	25	782	512	270	.655							
1-3-19	[25] Iowa	Home	86-70	Matt Painter	16th	528	348	180	.659							
1-19-19	[25] Indiana	Home	70-55	Ward Lambert	29	523	371	152	.709							
1-27-19	[6] Michigan State	Home	73-63													
3-23-19	[23] Villanova	Hartford, Conn. (NCAA)	87-61													
3-28-19	[6] Tennessee	Louisville, Ky. (NCAA)	99-94													
11-29-19	[20] VCU	Destin, Fla.	59-56													
12-4-19	[5] Virginia	Home	69-40													
1-12-20	[8] Michigan State	Home	71-42													
2-5-20	[17] Iowa	Home	104-68													
3-3-20	[18] Iowa	Away	77-68													
12-16-20	[20] Ohio State	Home	67-60													
1-8-21	[23] Michigan State	Away	55-54													
1-19-21	[15] Ohio State	Away	67-65													
Most wins vs. ranked team:			Michigan State - 8													
Best record (min. 4 games):			Wisconsin (6-7; 429)													
Worst record (min. 4 games):			Ohio State (4-12; 250)													
RECORD BREAKDOWN																
Year	Overall W-L	Big Ten W-L	Non-Con.* W-L	B1G Tour. W-L	NCAAs W-L	Home W-L	Road W-L	Neutral W-L	vs. Top-25 W-L	Unranked W-L	Nov. W-L	Dec. W-L	Jan. W-L	Feb. W-L	March W-L	Longest W Streak
2005-06	9-19	3-13	6-5	0-1	0-0	9-5	0-11	0-3	1-7	8-12	2-2	4-3	1-7	2-4	0-3	3 (Dec. 17-28)
2006-07	22-12	9-7	11-3	1-1	1-1	16-1	2-7	4-4	2-7	20-5	5-1	6-2	3-5	5-2	3-2	6 (Nov. 21-Dec. 9)
2007-08	25-9	15-3	9-4	0-1	1-1	16-1	6-5	3-3	4-4	21-5	3-1	6-3	7-1	6-1	3-3	11 (Jan. 12-Feb. 16)
2008-09	27-10	11-7	11-2	3-0	2-1	15-3	5-5	7-2	4-5	23-5	5-1	6-2	6-1	5-3	5-3	6 (Two Times)
2009-10	29-6	14-4	12-0	1-1	2-1	14-2	8-2	7-2	6-3	23-3	5-0	7-0	6-3	6-1	5-2	14 (Nov. 13-Jan. 5)
2010-11	26-8	14-4	11-2	0-1	1-1	16-0	7-5	3-3	4-2	22-6	5-1	8-0	5-3	6-1	2-3	10 (Dec. 1-Jan. 9)
2011-12	22-13	10-8	10-3	1-1	1-1	13-4	5-5	4-4	2-10	20-3	7-1	5-2	3-4	5-3	2-3	4 (Nov. 11-18)
2012-13	16-18	8-10	7-6	0-1	0-0	12-7	4-7	0-4	2-8	14-10	3-3	3-3	5-4	2-5	3-3	3 (Two Times)
2013-14	15-17	5-13	10-3	0-1	0-0	12-5	2-8	1-4	0-9	15-8	5-2	5-2	3-4	2-5	0-4	5 (Nov. 8-24)
2014-15	21-13	12-6	8-5	1-1	0-1	14-3	4-6	3-4	3-4	18-9	5-1	4-4	5-3	5-1	2-4	4 (Two Times)
2015-16	26-9	12-6	12-1	2-1	0-1	17-1	5-5	4-3	2-5	24-4	6-0	7-1	6-3	3-3	4-2	11 (Nov. 13-Dec. 12)
2016-17	27-8	14-4	11-2	0-1	2-1	15-2	6-4	6-2	5-3	22-5	5-2	7-0	5-3	7-1	3-2	7 (Dec. 3-28)
2017-18	30-7	15-3	11-2	2-1	2-1	16-1	8-2	6-4	3-4	27-3	6-2	7-0	9-0	4-3	4-2	19 (Nov. 24-Feb. 3)
2018-19	26-10	16-4	7-4	0-1	3-1	15-0	6-6	5-4	6-6	20-4	5-2	3-3	7-1	6-1	5-3	8 (Jan. 11-Feb. 9)
2019-20	16-15	9-11	7-4	CANC.	CANC.	11-5	4-8	1-2	5-6	11-9	4-3	4-2	3-5	4-4	1-1	3 (Twice)
2020-21	11-6	6-4	5-2			6-1	3-4	2-1	3-4	8-2	1-1	6-3	4-2			4 (Jan. 8-19)
TOTALS	348-180	173-107	148-48	11-13	15-11	217-41	75-90	56-49	52-87	296-93	72-23	88-30	78-49	68-38	42-40	19 games
PCT.	.659	.618	.755	.458	.577	.841	.455	.533	.374	.761	.758	.746	.614	.642	.512	
STREAK	L-1	L-1	W-2	L-2	L-1	L-1	W-3	W-1	L-1	W-5	L-1	L-1	L-1	W-1	L-1	
* - Denotes regular-season non-conference play. Does not include postseason opponents.																
@BOILERBALL PURDUESPORTS.COM																

* - Denotes regular-season non-conference play. Does not include postseason opponents.

2020-21 RESULTS / LEADERS

- * Denotes Big Ten Conference game
- 1 Denotes Space Coast Challenge (Melbourne, Fla.)
- 2 Denotes ACC / Big Ten Challenge (Miami, Fla.)
- 3 Denotes Crossroads Classic (Indianapolis, Ind.)
- 4 Denotes Big Ten Tournament (Chicago, Ill.)

LARGEST LEADS / DEFICITS	
2019	2020
1. 2019	1. 2020
2. 2019	2. 2020
3. 2019	3. 2020
4. 2019	4. 2020
5. 2019	5. 2020
6. 2019	6. 2020
7. 2019	7. 2020
8. 2019	8. 2020
9. 2019	9. 2020
10. 2019	10. 2020

PURDUESPORTS.COM | @BOILERBALL

2020-21 OVERALL STATISTICS

Game Records

Record	Overall	Home	Away	Neutral
ALL GAMES	11-6	6-1	3-4	2-1
CONFERENCE	6-4	3-1	3-3	0-0
NON-CONFERENCE	5-2	3-0	0-1	2-1

Score by Periods

Team	1st	2nd	OT	TOT
Purdue	560	635	0	1195
Opponents	555	582	0	1137

Team Box Score

No.	Player				Total		3-Point		F-Throw		Rebounds											
		GP-GS	MIN	AVG	FG-FGA	FG%	3FG-FGA	3FG%	FT-FTA	FT%	OFF	DEF	TOT	AVG	PF	DQ	A	TO	BLK	STL	PTS	AVG
50	WILLIAMS, Trevion	17-15	420:05	24.7	113-217	.521	0-3	.000	34-71	.479	64	99	163	9.6	51	2	37	39	9	10	260	15.3
55	STEFANOVIC, Sasha	16-16	498:56	31.2	52-113	.460	41-90	.456	32-40	.800	2	49	51	3.2	34	1	38	20	1	9	177	11.1
2	HUNTER JR., Eric	13-12	390:26	30.0	45-128	.352	16-53	.302	28-32	.875	10	24	34	2.6	24	0	42	27	0	14	134	10.3
5	NEWMAN, Brandon	17-17	436:09	25.7	54-130	.415	25-62	.403	19-20	.950	7	50	57	3.4	36	1	27	27	9	13	152	8.9
15	EDEY, Zach	17-2	246:05	14.5	49-85	.576	0-0	.000	36-52	.692	25	46	71	4.2	41	1	3	27	18	3	134	7.9
23	IVEY, Jaden	12-1	213:08	17.8	33-90	.367	7-38	.184	18-30	.600	9	25	34	2.8	20	0	19	10	1	5	91	7.6
0	GILLIS, Mason	17-12	351:09	20.7	29-61	.475	11-36	.306	15-18	.833	19	37	56	3.3	40	1	20	19	2	8	84	4.9
11	THOMPSON, Isaiah	17-5	324:12	19.1	26-58	.448	15-37	.405	16-22	.727	9	17	26	1.5	16	0	22	12	0	4	83	4.9
1	WHEELER, Aaron	17-5	336:15	19.8	25-67	.373	10-42	.238	3-5	.600	15	66	81	4.8	35	1	22	20	11	11	63	3.7
14	WULBRUN, Jared	1-0	03:23	3.4	1-1	1.000	1-1	1.000	0-0	.000	0	0	0	0.0	0	0	1	0	0	0	3	3.0
21	FROST, Matt	1-0	03:23	3.4	1-1	1.000	1-1	1.000	0-0	.000	0	0	0	0.0	0	0	1	0	0	0	3	3.0
25	MORTON, Ethan	17-0	173:27	10.2	4-19	.211	3-13	.231	0-0	.000	2	11	13	0.8	9	0	17	12	1	1	11	0.6
22	MARTIN, Chase	1-0	03:23	3.4	0-1	.000	0-1	.000	0-0	.000	0	0	0	0.0	0	0	0	0	0	0	0	0.0
Team											26	28	54					11				
Total		17	3400		432-971	.445	130-377	.345	201-290	.693	188	452	640	37.6	306	7	249	224	52	78	1195	70.3
Opponents		17	3400		393-946	.415	138-434	.318	211-313	.674	141	395	536	31.5	313	6	243	193	56	102	1137	66.9

Team Statistics

	PURDUE	OPP
Scoring	1195	1137
Points per game	70.3	66.9
Scoring margin	+3.4	-
Field goals-att	432-971	393-946
Field goal pct	.445	.415
3 point fg-att	130-377	138-434
3-point FG pct	.345	.318
3-pt FG made per game	7.6	8.1
Free throws-att	201-290	211-313
Free throw pct	.693	.674
F-Throws made per game	11.8	12.4
Rebounds	640	536
Rebounds per game	37.6	31.5
Rebounding margin	+6.1	-
Assists	249	243
Assists per game	14.6	14.3
Turnovers	224	193
Turnovers per game	13.2	11.4
Turnover margin	-1.8	-
Assist/turnover ratio	1.1	1.3
Steals	78	102
Steals per game	4.6	6.0
Blocks	52	56
Blocks per game	3.1	3.3
Winning streak	0	-
Home win streak	0	-
Attendance	1318	703
Home games-Avg/Game	7-188	7-100
Neutral site-Avg/Game	-	3-0

Team Results

Date	Opponent		Score	Att.
11/25/2020	vs Liberty	W	77-64	0
11/26/2020	vs Clemson	L	70-81	0
12/01/2020	Oakland	W	93-50	0
12/04/2020	Valparaiso	W	68-61	200
12/08/2020	at Miami (FL)	L	54-58	0
12/12/2020	Indiana St.	W	80-68	200
12/16/2020	Ohio St.	W	67-60	250
12/19/2020	vs Notre Dame	W	88-78	0
12/22/2020	at Iowa	L	55-70	536
12/25/2020	Maryland	W	73-70	250
12/29/2020	at Rutgers	L	76-81	0
01/02/2021	at Illinois	L	58-66	167
01/08/2021	at Michigan St.	W	55-54	0
01/14/2021	at Indiana	W	81-69	0
01/17/2021	Penn St.	W	80-72	168
01/19/2021	at Ohio St.	W	67-65	0
01/22/2021	Michigan	L	53-70	250

Game Records

Record	Overall	Home	Away	Neutral
ALL GAMES	6-4	3-1	3-3	0-0
CONFERENCE	6-4	3-1	3-3	0-0
NON-CONFERENCE	0-0	0-0	0-0	0-0

Score by Periods

Team	1st	2nd	OT	TOT
Purdue	304	361	0	665
Opponents	341	336	0	677

Team Box Score

No.	Player				Total		3-Point		F-Throw		Rebounds											
		GP-GS	MIN	AVG	FG-FGA	FG%	3FG-FGA	3FG%	FT-FTA	FT%	OFF	DEF	TOT	AVG	PF	DQ	A	TO	BLK	STL	PTS	AVG
50	WILLIAMS, Trevion	10-9	251:49	25.2	71-132	.538	0-2	.000	24-47	.511	38	56	94	9.4	28	0	22	21	6	4	166	16.6
55	STEFANOVIC, Sasha	9-9	277:39	30.9	27-64	.422	17-47	.362	16-19	.842	1	31	32	3.6	22	1	16	12	0	7	87	9.7
2	HUNTER JR., Eric	10-10	296:11	29.6	31-91	.341	10-36	.278	20-24	.833	8	18	26	2.6	18	0	29	24	0	9	92	9.2
5	NEWMAN, Brandon	10-10	251:45	25.2	31-75	.413	14-35	.400	13-14	.929	2	35	37	3.7	21	0	9	19	7	6	89	8.9
23	IVEY, Jaden	10-1	182:30	18.3	26-78	.333	6-35	.171	17-27	.630	9	21	30	3.0	16	0	18	8	1	4	75	7.5
15	EDEY, Zach	10-1	140:58	14.1	16-39	.410	0-0	.000	13-21	.619	13	29	42	4.2	17	0	2	9	13	2	45	4.5
0	GILLIS, Mason	10-10	223:21	22.3	13-32	.406	4-20	.200	12-14	.857	11	20	31	3.1	27	1	12	11	2	4	42	4.2
11	THOMPSON, Isaiah	10-0	138:56	13.9	13-24	.542	7-15	.467	5-8	.625	6	10	16	1.6	7	0	8	4	0	1	38	3.8
1	WHEELER, Aaron	10-0	171:47	17.2	11-28	.393	6-21	.286	0-0	.000	5	30	35	3.5	23	1	8	11	4	7	28	2.8
25	MORTON, Ethan	10-0	65:04	6.5	1-4	.250	1-3	.333	0-0	.000	0	5	5	0.5	4	0	1	1	0	0	3	0.3
Team											16	15	31					6				
Total		10	2000		240-567	.423	65-214	.304	120-174	.690	109	270	379	37.9	183	3	125	126	33	44	665	66.5
Opponents		10	2000		236-568	.415	82-247	.332	121-188	.644	94	253	347	34.7	189	4	140	102	40	57	677	67.7

Team Statistics

	PURDUE	OPP
Scoring	665	677
Points per game	66.5	67.7
Scoring margin	-1.2	-
Field goals-att	240-567	236-568
Field goal pct	.423	.415
3 point fg-att	65-214	82-247
3-point FG pct	.304	.332
3-pt FG made per game	6.5	8.2
Free throws-att	120-174	121-188
Free throw pct	.690	.644
F-Throws made per game	12.0	12.1
Rebounds	379	347
Rebounds per game	37.9	34.7
Rebounding margin	+3.2	-
Assists	125	140
Assists per game	12.5	14.0
Turnovers	126	102
Turnovers per game	12.6	10.2
Turnover margin	-2.4	-
Assist/turnover ratio	1.0	1.4
Steals	44	57
Steals per game	4.4	5.7
Blocks	33	40
Blocks per game	3.3	4.0
Winning streak	0	-
Home win streak	0	-
Attendance	918	703
Home games-Avg/Game	4-230	6-117
Neutral site-Avg/Game	-	0-0

Team Results

Date	Opponent		Score	Att.
12/16/2020	Ohio St.	W	67-60	250
12/22/2020	at Iowa	L	55-70	536
12/25/2020	Maryland	W	73-70	250
12/29/2020	at Rutgers	L	76-81	0
01/02/2021	at Illinois	L	58-66	167
01/08/2021	at Michigan St.	W	55-54	0
01/14/2021	at Indiana	W	81-69	0
01/17/2021	Penn St.	W	80-72	168
01/19/2021	at Ohio St.	W	67-65	0
01/22/2021	Michigan	L	53-70	250

[7] MICHIGAN 70, PURDUE 53 (Last Time Out)



Official Basketball Box Score - Final

Michigan at Purdue

01/22/21 Mackey Arena, West Lafayette
2020-21 Men's Basketball

Game Time: 7:00 PM

Game Duration: 2:08

Attendance: 250

Officials: John Higgins, Kelly Pfeifer, Paul Szalc

Michigan - 70

Record: 13-1 (8-1)

NO.	Name	Min	FG M-A	3P M-A	FT M-A	Rebounds OR DR TOT	Fouls PF FD	TP	AS	TO	ST	Blocks BS BA	+/-
2	Isaiah Livers	F 38:34	7-14	3-5	5-6	1 9 10	1 3	22	3	1	0	2 2	19
1	Hunter Dickinson	C 22:59	3-7	0-0	2-3	2 1 3	4 3	8	0	6	0	0 1	5
12	Mike Smith	G 29:11	2-5	1-1	0-0	1 2 3	0 2	5	3	2	0	0 0	12
21	Franz Wagner	G 29:12	2-10	0-3	4-4	0 7 7	3 4	8	5	2	3	1 1	10
55	Eli Brooks	G 32:07	5-8	1-3	0-0	1 4 5	2 1	11	0	0	2	2 0	14
51	Austin Davis	06:58	3-6	0-0	0-0	2 0 2	4 0	6	1	1	0	0 2	6
15	Chaundee Brown	23:58	1-2	1-2	1-2	0 5 5	2 2	4	1	2	0	0 0	9
23	Brandon Johns Jr.	11:39	1-2	0-0	2-2	1 0 1	2 1	4	1	0	1	0 0	7
5	Terrance Williams II	05:22	0-1	0-1	0-0	0 1 1	0 0	0	0	0	0	0 0	3
Team						2 0 2		2		0			
Totals			25-56	6-15	14-17	10 29 39	18 16	70	14	14	6	5 6	17

Shooting By Period		
1 st FG%	14-34	41.2%
3PT%	4-11	36.4%
FT%	2-2	100%
2 nd FG%	11-22	50.0%
3PT%	2-4	50.0%
FT%	12-15	80%
GM FG%	25-56	44.6%
3PT%	6-15	40.0%
FT%	14-17	82.4%

Dead Ball Rebounds: 2, 0

Technical Fouls::NONE

Purdue - 53

Record: 11-6 (6-4)

NO.	Name	Min	FG M-A	3P M-A	FT M-A	Rebounds OR DR TOT	Fouls PF FD	TP	AS	TO	ST	Blocks BS BA	+/-
0	Mason Gillis	F 23:23	1-1	0-0	1-2	2 4 6	1 1	3	2	3	1	1 0	-1
50	Trevion Williams	F 26:25	6-19	0-0	2-4	8 3 11	4 3	14	2	1	1	0 2	-8
2	Eric Hunter Jr.	G 34:20	4-12	0-2	0-0	1 0 1	0 2	8	2	1	2	0 0	-7
5	Brandon Newman	G 27:18	2-8	2-2	0-0	0 1 1	1 0	6	0	2	0	1 1	-7
23	Jaden Ivey	G 31:13	3-14	0-5	6-7	3 2 5	4 7	12	5	3	1	0 1	-15
1	Aaron Wheeler	17:02	1-5	0-3	0-0	0 4 4	2 0	2	0	1	0	1 0	-16
15	Zach Edey	13:35	1-2	0-0	2-2	3 5 8	1 5	4	0	1	1	3 0	-9
11	Isaiah Thompson	10:56	2-3	0-0	0-0	1 1 2	1 0	4	0	1	0	0 1	-12
25	Ethan Morton	15:48	0-1	0-0	0-0	0 1 1	2 0	0	0	1	0	0 0	-10
Team						2 0 2		0		0			
Totals			20-65	2-12	11-15	20 21 41	16 18	53	11	14	6	6 5	-17

Shooting By Period		
1 st FG%	9-28	32.1%
3PT%	0-6	0.0%
FT%	3-4	75%
2 nd FG%	11-37	29.7%
3PT%	2-6	33.3%
FT%	8-11	72.7%
GM FG%	20-65	30.8%
3PT%	2-12	16.7%
FT%	11-15	73.3%

Dead Ball Rebounds: 0, 1

Technical Fouls::NONE

	MI.	PUR	Points from	MI.	PUR	Period by Period Scoring			
Biggest lead	18 (2 nd 19:13)	0 (1 st 20:00)	Turnovers	20	10		1st	2nd	TOT
Best Scoring Run	7 (1 st 16:48)	5 (2 nd 16:46)	Paint	36	34	MI.	34	36	70
Lead Changes	0		Second Chance	16	14	PUR	21	32	53
Times Tied	1		Fast Breaks	2	2				
Time with Lead	38:41	00:00	Bench	14	10				

Game Notes: Q1 19:29 Michigan credited with 2 points after a 'wrong basket' on defensive tip in ♦

GAME 18 // PURDUE vs. MINNESOTA // JANUARY 30, 2021

2020-21 GAME-BY-GAME COMPARISON																			
Team	W/L	FG-FGA	Pct.	3P-3PA	Pct.	FT-FTA	Pct.	O-D	Reb.	PF	A	TO	B	S	1st	2nd	OT	Pts.	PPP
Purdue	W	31-53	.585	9-18	.500	6-11	.545	5-25	30	18	20	16	2	5	39	38		77	1.15
Liberty		21-52	.404	11-32	.344	11-16	.688	7-17	24	14	15	13	1	6	32	32		64	0.96
Purdue	L	26-58	.448	9-21	.429	9-11	.818	13-24	37	16	11	22	3	4	28	42		70	0.95
Clemson		29-59	.492	10-28	.357	13-15	.867	4-20	24	17	16	13	1	13	36	45		81	1.09
Purdue	W	33-60	.550	17-32	.531	10-11	.909	13-27	40	14	27	12	1	4	49	44		93	1.45
Oakland		18-54	.333	3-21	.143	11-16	.688	10-11	21	12	11	13	0	8	27	23		50	0.78
Purdue	W	19-54	.352	6-23	.261	24-37	.649	11-23	34	21	13	9	1	4	23	45		68	0.99
Valparaiso		19-46	.413	8-26	.308	15-19	.789	4-28	32	32	13	17	3	3	34	27		61	0.88
Purdue	L	21-60	.350	4-25	.160	8-10	.800	13-27	40	23	11	14	2	8	32	22		54	0.82
Miami		20-47	.426	1-17	.059	17-29	.586	7-26	33	14	12	13	5	7	14	44		58	0.88
Purdue	W	30-54	.556	6-16	.375	14-21	.667	12-28	40	13	22	19	8	3	38	42		80	1.11
Indiana State		26-59	.441	7-22	.318	9-13	.692	6-18	24	21	15	13	2	7	29	39		68	0.94
Purdue	W	25-53	.472	6-20	.300	11-13	.846	9-27	36	19	16	16	3	9	38	29		67	1.00
[20] Ohio State		22-58	.379	6-24	.250	10-13	.769	10-20	30	18	14	13	3	6	33	27		60	0.90
Purdue	W	32-65	.492	14-28	.500	10-15	.667	12-28	40	18	20	6	2	6	47	41		88	1.29
Notre Dame		24-61	.393	16-41	.390	14-17	.824	9-22	31	14	21	9	4	1	42	36		78	1.15
Purdue	L	23-58	.397	8-25	.320	1-3	.333	9-26	35	16	17	14	3	6	27	28		55	0.85
[4] Iowa		24-56	.429	12-34	.353	10-14	.714	9-28	37	10	21	11	4	6	37	33		70	1.08
Purdue	W	26-57	.456	10-22	.455	11-17	.647	10-31	41	18	16	10	3	3	41	32		73	1.11
Maryland		25-58	.431	10-28	.357	10-21	.476	6-25	31	18	14	5	3	5	28	42		70	1.06
Purdue	L	29-59	.492	7-26	.269	11-14	.786	9-24	33	15	14	8	2	2	34	42		76	1.19
[14] Rutgers		28-56	.500	11-21	.524	14-17	.824	7-24	31	17	12	6	3	7	40	41		81	1.27
Purdue	L	22-56	.393	7-16	.438	7-12	.583	6-27	33	20	11	14	4	3	23	35		58	0.84
[15] Illinois		25-52	.481	7-20	.350	9-22	.409	6-33	39	15	17	12	6	6	33	33		66	0.96
Purdue	W	19-56	.339	3-24	.125	14-19	.737	16-21	37	21	9	14	3	2	16	39		55	0.90
[23] Michigan State		16-41	.390	3-13	.231	19-25	.760	7-24	31	22	12	14	9	4	31	23		54	0.89
Purdue	W	25-47	.532	11-17	.647	20-31	.645	7-31	38	24	15	14	1	3	40	41		81	1.16
Indiana		25-57	.439	3-18	.167	16-29	.552	8-22	30	27	14	9	2	8	36	33		69	0.99
Purdue	W	25-62	.403	6-32	.188	24-33	.727	14-33	47	16	12	12	7	5	33	47		80	1.08
Penn State		27-82	.329	10-39	.256	8-13	.615	23-26	49	27	11	7	3	7	32	40		72	0.97
Purdue	W	26-54	.481	5-20	.250	10-17	.588	9-29	38	18	4	10	1	5	31	36		67	1.05
[15] Ohio State		20-53	.377	14-35	.400	11-17	.647	8-22	30	18	11	11	2	2	37	28		65	1.02
Purdue	L	20-65	.308	2-12	.167	11-15	.733	20-21	41	16	11	14	6	6	21	32		53	0.79
[7] Michigan		25-56	.446	6-15	.400	14-17	.824	10-29	39	18	14	14	5	6	34	36		70	1.04

MISCELLANEOUS SINGLE-GAME INFORMATION

Date	Opponent	Biggest Lead		Lead Chang.	Ties	----Time In the Lead----			Biggest Run		Paint	Off TO	2nd-ch.	Bench	Starters	Fr.	So.	Jr.	Sr.
		PU	Opp.			PU	Opp.	Tied	PU	Opp.									
Nov. 25	vs. Liberty	13	2	3	2	35:30	2:20	2:10	7	6	36/14	17/10	8/0	34/9	43/55	44	7	26	0
Nov. 26	vs. Clemson	1	15	2	4	0:38	35:50	3:32	6	11	32/30	21/24	13/3	20/28	50/53	35	15	20	0
Dec. 1	Oakland	46	1	6	1	37:01	2:36	0:23	13	8	26/24	19/16	14/10	29/13	64/37	44	9	40	0
Dec. 4	Valparaiso	7	11	4	1	10:09	29:34	0:17	11	12	24/14	12/9	13/5	14/38	54/23	16	14	38	0
Dec. 8	at Miami	20	4	2	1	37:36	2:08	0:16	15	11	26/28	14/10	8/3	35/7	19/51	31	0	23	0
Dec. 12	Indiana State	13	9	1	0	28:44	10:57	0:19	10	6	48/30	16/27	13/6	40/7	40/61	15	0	65	0
Dec. 16	[20] Ohio State	14	5	2	4	33:09	2:38	4:13	8	6	34/28	14/16	13/5	25/18	42/42	21	0	46	0
Dec. 19	vs. Notre Dame	15	2	4	3	37:14	0:48	1:58	11	10	26/14	13/5	11/8	18/15	70/63	33	3	52	0
Dec. 22	at [4] Iowa	5	15	5	5	2:56	34:21	2:43	8	10	28/22	14/20	7/7	11/14	44/56	21	3	31	0
Dec. 25	Maryland	15	0	0	1	39:25	0:00	0:35	8	10	26/26	7/12	7/12	20/18	53/52	39	3	31	0
Dec. 29	at [14] Rutgers	5	15	10	5	9:51	27:10	2:59	8	9	42/28	4/9	14/10	28/8	48/73	15	17	34	0
Jan. 2	at [15] Illinois	6	13	3	3	10:37	27:15	2:08	19	10	20/32	5/17	5/7	19/13	39/53	23	6	29	0
Jan. 8	at [23] Michigan State	1	17	5	3	1:09	37:28	1:23	8	13	28/12	11/10	9/6	17/19	38/35	14	2	39	0
Jan. 14	at Indiana	12	2	3	2	36:40	1:10	2:10	8	9	26/36	9/23	9/11	21/20	60/49	35	0	46	0
Jan. 17	Penn State	17	2	8	3	34:54	3:29	1:37	13	8	34/20	5/11	17/29	13/13	67/59	38	0	42	0
Jan. 19	at [15] Ohio State	4	11	8	4	2:45	35:02	2:13	8	11	36/8	15/8	6/10	28/6	39/59	23	3	41	0
Jan. 22	[7] Michigan	0	18	0	1	0:00	38:41	1:19	5	7	34/36	10/20	14/16	10/14	43/56	25	4	24	0
PURDUE TOTALS		46							19		526	206	181	382	813	472	86	627	0
PURDUE AVERAGES											30.9	12.1	10.6	22.5	47.8	27.8	5.1	36.9	0.0
OPPONENT TOTALS			18						13		402	247	148	260	877				
OPPONENT AVERAGES											23.6	14.5	8.7	15.4	51.6				

POINTS-REBOUNDS-ASSISTS (starters in underline>

Date	Opponent	Result	#0 Gillis	#1 Wheeler	#2 Hunter	#4 Dowuona	#5 Newman	#11 Thompson	#14 Wulbrun	#15 Edey	#21 Frost	#22 Martin	#23 Ivey	#25 Morton	#34 Barrett	#50 Williams	#55 Stefan.
N25	vs. Liberty	W, 77-64	3-2-0	<u>10-5-4</u>	DNP	DNP	<u>10-1-2</u>	<u>7-0-2</u>	DNP	19-5-0	DNP	DNP	12-1-0	0-0-2	DNP	<u>7-11-5</u>	<u>9-3-5</u>
N26	vs. Clemson	L, 70-81	3-2-0	<u>2-6-2</u>	DNP	DNP	<u>15-5-1</u>	<u>15-2-1</u>	DNP	17-8-0	DNP	DNP	DNP	0-1-5	DNP	<u>10-8-2</u>	<u>8-2-0</u>
D1	Oakland	W, 93-50	7-2-1	<u>9-6-0</u>	DNP	DNP	<u>21-4-3</u>	<u>6-2-6</u>	3-0-1	13-7-0	3-0-1	0-0-0	DNP	3-2-6	DNP	<u>8-14-2</u>	<u>20-1-7</u>
D4	Valparaiso	W, 68-61	3-1-1	<u>2-5-3</u>	DNP	DNP	<u>2-3-2</u>	<u>14-3-2</u>	DNP	6-1-0	DNP	DNP	DNP	5-2-0	DNP	<u>17-11-2</u>	<u>19-3-3</u>
D8	at Miami	L, 54-58	9-6-3	<u>0-4-2</u>	11-2-0	DNP	<u>7-5-2</u>	<u>0-2-2</u>	DNP	15-2-1	DNP	DNP	DNP	0-3-0	DNP	<u>8-7-0</u>	<u>4-5-1</u>
D12	Indiana State	W, 80-68	<u>5-3-2</u>	10-13-1	<u>13-1-5</u>	DNP	<u>0-1-4</u>	0-1-1	DNP	<u>10-3-0</u>	DNP	DNP	DNP	0-0-3	DNP	30-11-2	<u>12-3-4</u>
D16	[20] Ohio State	W, 67-60	<u>6-0-1</u>	5-6-1	<u>15-1-2</u>	DNP	<u>10-7-0</u>	0-2-1	DNP	<u>1-5-0</u>	DNP	DNP	4-1-0	0-0-0	DNP	16-9-8	<u>10-2-3</u>
D19	vs. Notre Dame	W, 88-78	<u>12-9-1</u>	2-7-2	<u>18-5-8</u>	DNP	<u>8-1-4</u>	3-0-0	DNP	9-3-0	DNP	DNP	4-3-1	0-0-0	DNP	<u>14-7-2</u>	<u>18-2-2</u>
D22	at [4] Iowa	L, 55-70	<u>7-2-2</u>	5-2-1	<u>4-2-5</u>	DNP	<u>11-8-2</u>	3-4-1	DNP	3-1-1	DNP	DNP	0-0-1	0-0-0	DNP	<u>14-9-1</u>	<u>8-4-3</u>
D25	Maryland	W, 73-70	<u>5-6-2</u>	0-3-1	<u>16-1-1</u>	DNP	<u>17-2-1</u>	3-1-2	DNP	6-7-0	DNP	DNP	11-5-4	0-0-0	DNP	<u>10-8-2</u>	<u>5-5-3</u>
D29	at [14] Rutgers	L, 76-81	<u>0-4-3</u>	0-2-0	<u>9-1-2</u>	DNP	<u>4-2-3</u>	17-1-0	DNP	3-3-1	DNP	DNP	8-2-2	0-0-0	DNP	<u>21-12-1</u>	<u>14-4-2</u>
J2	at [15] Illinois	L, 58-66	<u>2-0-0</u>	6-4-2	<u>0-4-4</u>	DNP	<u>14-5-0</u>	6-2-2	DNP	7-4-0	DNP	DNP	0-2-0	0-0-1	DNP	<u>14-8-2</u>	<u>9-3-0</u>
J8	at [23] Michigan State	W, 55-54	<u>0-1-0</u>	3-2-1	<u>7-6-4</u>	DNP	<u>2-1-1</u>	2-0-0	DNP	6-3-0	DNP	DNP	6-6-1	0-0-0	DNP	<u>26-9-2</u>	<u>3-3-0</u>
J14	at Indiana	W, 81-69	<u>7-6-1</u>	5-5-1	<u>11-2-4</u>	DNP	<u>12-6-1</u>	0-2-1	DNP	0-0-0	DNP	DNP	13-2-2	3-2-0	DNP	<u>22-10-2</u>	<u>8-1-3</u>
J17	Penn State	W, 80-72	<u>12-5-1</u>	0-2-0	<u>14-4-5</u>	DNP	<u>13-5-1</u>	0-1-1	DNP	7-6-0	DNP	DNP	6-3-1	0-0-0	DNP	<u>13-11-1</u>	<u>15-6-2</u>
J19	at [15] Ohio State	W, 67-65	<u>0-1-0</u>	2-5-1	<u>8-4-0</u>	DNP	<u>0-0-0</u>	3-1-0	DNP	8-5-0	DNP	DNP	15-4-2	0-2-0	DNP	<u>16-7-1</u>	<u>15-4-0</u>
J22	[7] Michigan	L, 53-70	<u>3-6-2</u>	2-4-0	<u>8-1-2</u>	DNP	<u>6-1-0</u>	4-2-0	DNP	4-8-0	DNP	DNP	<u>12-5-5</u>	0-1-0	DNP	<u>14-11-2</u>	DNP

GAME 18 // PURDUE vs. MINNESOTA // JANUARY 30, 2021

INSIDE THE NUMBERS					PURDUE'S RECORD WHEN...							
10+ POINTS			CONSECUTIVE FREE THROWS MADE			POINTS LEADER			Category	2020-21	Painter	Str.
Trevion Williams	14 (9-5)	35 (20-15)	Brandon Newman	13		Trevion Williams	9 (5-4)	19 (8-11)	All Games	11-6	348-180	L-1
Eric Hunter Jr.	7 (6-1)	29 (20-9)	Sasha Stefanovic	5		Sasha Stefanovic	3 (3-0)	9 (6-3)	At Home	6-1	217-41	L-1
Sasha Stefanovic	8 (7-1)	21 (16-5)	Zach Edey	3		Eric Hunter Jr.	1 (1-0)	6 (6-0)	On Road	3-4	75-90	W-3
Isaiah Thompson	3 (1-2)	10 (5-5)	Aaron Wheeler	2		Brandon Newman	3 (2-1)	3 (2-1)	At Neutral Sites	2-1	56-49	W-1
Aaron Wheeler	2 (2-0)	10 (9-1)	Eric Hunter Jr.	1		Zach Edey	3 (1-2)	3 (1-2)	vs. Big Ten Foes	6-4	184-120	L-1
Brandon Newman	9 (6-3)	9 (6-3)	TEAM	0		Isaiah Thompson		2 (2-0)	Big Ten Regular-Season	6-4	173-107	L-1
Jaden Ivey	5 (4-1)	5 (4-1)	OPENING TIPS			REBOUNDS LEADER			Big Ten Tournament		11-13	L-2
Zach Edey	5 (3-2)	5 (3-2)	Trevion Williams	10 (7-3)	5 (1-4)	Trevion Williams	15 (9-6)	39 (21-18)	At Home	3-1	107-32	L-1
Mason Gillis	2 (2-0)	2 (2-0)	Zach Edey	1 (1-0)	1 (1-0)	Aaron Wheeler	1 (1-0)	6 (5-1)	On Road	3-3	66-75	W-3
20+ POINTS			TOTALS			ASSISTS LEADER			At Neutral Site		11-13	L-2
Trevion Williams	4 (3-1)	5 (3-2)	11 (8-3)	6 (2-4)		Eric Hunter Jr.		2 (2-0)	vs. Non-Conference Foes	5-2	164-60	W-2
Sasha Stefanovic	1 (1-0)	4 (3-1)	DUNKS			Sasha Stefanovic			At Home	3-0	110-9	W-7
Brandon Newman	1 (1-0)	1 (1-0)	2021	CAREER		Sasha Stefanovic		2 (1-1)	On Road	0-1	9-16	L-1
30+ POINTS			Aaron Wheeler	2	24	Zach Edey	1 (0-1)	1 (0-1)	At Neutral Site	2-1	45-35	W-1
Trevion Williams	1 (1-0)	2 (1-1)	Zach Edey	21	21	Mason Gillis	1 (1-0)	1 (1-0)	vs. Ranked Opponent	3-4	52-87	L-1
10+ REBOUNDS			Trevion Williams	9	19	ASSISTS LEADER			vs. Unranked Opponent	8-2	296-93	W-5
Trevion Williams	8 (6-2)	19 (9-10)	Eric Hunter Jr.	1	4	Eric Hunter Jr.	7 (5-2)	20 (15-5)	In Overtime		12-16	L-2
Aaron Wheeler	1 (1-0)	2 (2-0)	Emmanuel Dowuona	3		Sasha Stefanovic	3 (3-0)	10 (5-5)	Leading at Halftime	8-1	285-48	W-6
20+ REBOUNDS			TOTALS	33		Trevion Williams	2 (2-0)	10 (5-5)	Trailing at Halftime	3-5	50-120	L-1
Trevion Williams		1 (0-1)	AND-ONES			Jaden Ivey <td>Tied at Halftime</td> <td></td> <td>13-12</td> <td>W-1</td>			Tied at Halftime		13-12	W-1
DOUBLE-DOUBLES			CHANCES	PCT.		Aaron Wheeler	1 (1-0)	4 (3-1)	Games Decided by 1-9 Pts.	6-3	121-103	W-3
Trevion Williams	6 (4-2)	16 (6-10)	Trevion Williams	3-6	.500	Jaden Ivey	3 (2-1)	3 (2-1)	3 Points or Less	3-0	41-32	W-3
Aaron Wheeler	1 (1-0)	2 (2-0)	Jaden Ivey	3-5	.600	Sasha Stefanovic	2 (1-1)	2 (1-1)	4-6 Points	0-2	36-33	L-4
STATSHEET STUFFER			Zach Edey	2-4	.500	Ethan Morton	1 (0-1)	1 (0-1)	7-9 Points	3-1	44-38	W-1
Trevion Williams	2 (2-0)	2 (2-0)	Brandon Newman	3-3	1.000	Brandon Newman	1 (0-1)	1 (0-1)	Games Decided by 10+ Pts.	5-3	227-77	L-1
Eric Hunter Jr.	1 (1-0)	1 (1-0)	TOTALS	14-22	.636	Isaiah Thompson		1 (1-0)	10-19 Points	4-3	117-61	L-1
Jaden Ivey	1 (0-1)	1 (0-1)	FIRST SUB			Sasha Stefanovic			20-Plus Points	1-0	110-16	W-3
Aaron Wheeler		1 (0-1)	Eric Hunter Jr.	1	19	Sasha Stefanovic			Purdue Shoots 48% or Better	6-1	162-17	W-2
► At least five in three categories (pt, reb, ast, stl, blk).			Trevion Williams	2	17	Jaden Ivey			Purdue Shoots Less Than 48%	5-5	186-163	L-1
CONSECUTIVE 10+ POINT GAMES			Aaron Wheeler	4	16	Zach Edey			Opp. Shoots 48% or Better	0-3	31-75	L-7
Trevion Williams		12	Zach Edey	14	14	Isaiah Thompson			Opp. Shoots Less Than 48%	11-3	317-105	L-1
Jaden Ivey		2	Isaiah Thompson	2	13	Sasha Stefanovic			Purdue Shoots Better Than Opp.	9-0	284-42	W-10
CONSECUTIVE GAMES WITH A 3-PT R			Sasha Stefanovic		4	Jaden Ivey			Opp. Shoots Better / Equal %	2-6	64-138	L-1
Brandon Newman		1	Jaden Ivey	3	3	Ethan Morton			Purdue Outrebounds Opp.	10-4	256-72	L-1
THE START CHART (3)			Ethan Morton	3	3	Mason Gillis			Opp. Outreb. / Equals Purdue	1-2	92-108	W-1
1	2	3	4	5					Purdue Has More FT Attempts	4-0	249-36	W-4
Thompson	Stefanovic	Newman	Wheeler	Williams					Opp. Has More / Equal FT Att.	7-6	99-144	L-1
Hunter Jr.	Stefanovic	Newman	Gillis	Edey					Purdue Makes 10+ 3-Ptrs.	4-0	83-17	W-9
Hunter Jr.	Stefanovic	Newman	Gillis	Williams					Purdue Makes 0-4 3-Ptrs.	1-2	54-67	L-1
Hunter Jr.	Ivey	Newman	Gillis	Williams					Opp. Makes 10+ 3-Ptrs.	5-3	38-31	W-2
CAREER STARTS AT PURDUE									Opp. Makes 0-4 3-Ptrs.	3-1	120-39	W-2
Player	18	19	20	21	Tot.	Cons.	Record as Starter		Purdue Has 0-9 Turnovers	2-1	98-42	L-1
Trevion Williams		8	22	15	45	10	28-17		Purdue Has 10-15 Turnovers	6-4	193-90	L-1
Eric Hunter Jr.		1	30	12	43	12	24-19		Purdue Has 16+ Turnovers	3-1	57-48	W-2
Sasha Stefanovic			22	16	38		23-15		Opp. Has 0-9 Turnovers	4-1	64-62	W-2
Brandon Newman				17	17	17	11-6		Opp. Has 10-15 Turnovers	6-5	160-91	L-1
Aaron Wheeler			9	5	14		8-6		Opp. Has 16+ Turnovers	1-0	124-27	W-1
Mason Gillis				12	12	12	8-4		Purdue Has Fewer TOs	4-0	203-63	W-4
Isaiah Thompson				5	5		3-2		Purdue Has More / Equal TOs	7-6	145-117	L-1
Zach Edey				2	2		2-0		Purdue Wins Reb. & TO Margin	4-0	131-13	W-10
Jaden Ivey				1	1	1	0-1		Purdue Scores 0-49 Pts.		2-9	L-1
									Purdue Scores 50-59 Pts.	1-4	11-49	L-1
									Purdue Scores 60-69 Pts.	3-0	93-73	W-3
									Purdue Scores 70-79 Pts.	2-2	115-37	L-1
									Purdue Scores 80-89 Pts.	4-0	87-12	W-12
									Purdue Scores 90+ Pts.	1-0	40-0	W-102
									Opp. Scores 0-49 Pts.		52-1	W-22
									Opp. Scores 50-59 Pts.	2-1	105-6	W-1
									Opp. Scores 60-69 Pts.	6-1	126-52	W-2
									Opp. Scores 70-79 Pts.	3-2	54-74	L-1
									Opp. Scores 80-89 Pts.	0-2	8-38	L-5
									Opp. Scores 90+ Pts.		3-9	W-2
									0-1 Player in Double Figures	1-0	6-9	W-1
									2 Players in Double Figures	0-4	55-54	L-5
									3 Players in Double Figures	4-1	138-87	W-1
									4 Players in Double Figures	4-1	104-21	W-3
									5+ Players in Double Figures	2-0	45-9	W-9
									In November	1-1	72-23	L-1
									In December	6-3	88-30	L-1
									In January	4-2	78-49	L-1
									In February		68-38	W-1
									In March		42-40	L-1
									On Sunday	1-0	46-27	W-2
									On Monday		10-5	W-1
									On Tuesday	2-3	58-27	W-1
									On Wednesday	2-0	60-29	W-4
									On Thursday	1-1	33-22	W-1
									On Friday	3-1	37-13	L-1
									On Saturday	2-1	104-56	L-1
									Wearing White Uniforms	6-0		W-6
									Wearing Black Uniforms	4-5		W-4
									Wearing Gold Uniforms	1-0		W-12
									Wearing Gray Uniforms	0-1		L-2

PURDUESPORTS.COM | @BOILERBALL

PURDUE / OPPONENT STATISTICAL BREAKDOWNS																								
All Games	Record	FG	FGA	Pct.	3P	3PA	Pct.	FT	FTA	Pct.	Off.	Def.	Avg.	F	DQ	Ast.	TO	Blk.	Stl.	1st	2nd	OT	Avg.	
All Games	11-6	432	971	.445	130	377	.345	201	290	.693	188	452	37.6	306	7	249	224	52	78	560	635	0	70.3	
		393	946	.415	138	434	.318	211	313	.674	141	395	31.5	313	6	243	193	56	102	555	582	0	66.9	
Home	6-1	178	405	.440	53	157	.338	105	147	.714	89	190	39.9	117	0	117	92	29	34	243	271	0	73.4	
		161	412	.391	50	175	.286	77	112	.688	69	157	32.3	145	4	92	82	19	42	217	234	0	64.4	
Away	3-4	165	390	.423	45	153	.294	71	106	.670	69	185	36.3	137	6	81	88	16	29	203	243	0	63.7	
		158	362	.436	51	158	.323	96	153	.627	52	179	33.0	123	2	99	76	31	40	228	235	0	66.1	
Neutral	2-1	89	176	.506	32	67	.478	25	37	.676	30	77	35.7	52	1	51	44	7	15	114	121	0	78.3	
		74	172	.430	37	101	.366	38	48	.792	20	59	26.3	45	0	52	35	6	20	110	113	0	74.3	
Big Ten Reg-Seas.	Record	FG	FGA	Pct.	3P	3PA	Pct.	FT	FTA	Pct.	Off.	Def.	Avg.	F	DQ	Ast.	TO	Blk.	Stl.	1st	2nd	OT	Avg.	
All Games	6-4	240	567	.423	65	214	.304	120	174	.690	109	270	37.9	183	3	125	126	33	44	304	361	0	66.5	
		236	568	.415	82	247	.332	121	188	.644	94	253	34.7	189	4	140	102	40	57	341	336	0	67.7	
Home	3-1	96	237	.405	24	86	.279	57	78	.731	53	112	41.3	69	0	55	52	19	23	133	140	0	68.3	
		98	253	.387	32	106	.302	42	64	.656	49	100	37.3	80	2	53	39	14	24	127	145	0	68.0	
Away	3-3	144	330	.436	41	128	.320	63	96	.656	56	158	35.7	114	3	70	74	14	21	171	221	0	65.3	
		138	315	.438	50	141	.355	79	124	.637	45	153	33.0	109	2	87	63	26	33	214	191	0	67.5	
Current Streak	Streak	FG	FGA	Pct.	3P	3PA	Pct.	FT	FTA	Pct.	Off.	Def.	Reb.	F	DQ	Ast.	TO	Blk.	Stl.	1st	2nd	OT	Avg.	
Overall	Loss-1	20	65	.308	2	12	.167	11	15	.733	20	21	41.0	16	0	11	14	6	6	21	32	0	53.0	
		25	56	.446	6	15	.400	14	17	.824	10	29	39.0	18	0	11	14	5	6	34	36	0	70.0	
Month	Record	FG	FGA	Pct.	3P	3PA	Pct.	FT	FTA	Pct.	Off.	Def.	Avg.	F	DQ	Ast.	TO	Blk.	Stl.	1st	2nd	OT	Avg.	
November	1-1	57	111	.514	18	39	.462	15	22	.682	18	49	33.5	34	1	31	38	5	9	67	80	0	73.5	
		50	111	.450	21	60	.350	24	31	.774	11	37	24.0	31	0	31	26	2	19	68	77	0	72.5	
December	6-3	238	520	.458	78	217	.359	100	141	.709	98	241	37.7	157	3	156	108	25	45	329	325	0	72.7	
		206	495	.416	74	234	.316	110	159	.692	68	202	30.0	156	2	133	100	27	50	284	312	0	66.2	
January	4-2	137	340	.403	34	121	.281	86	127	.677	72	162	39.0	115	3	62	78	22	24	164	230	0	65.7	
		137	340	.403	43	140	.307	77	123	.626	62	156	36.3	126	4	79	67	27	33	203	193	0	66.0	
February																								
March																								
April																								
vs. Ranked / UR	Record	FG	FGA	Pct.	3P	3PA	Pct.	FT	FTA	Pct.	Off.	Def.	Avg.	F	DQ	Ast.	TO	Blk.	Stl.	1st	2nd	OT	Avg.	
Ranked Teams	3-4	164	401	.409	38	143	.266	65	93	.699	78	175	36.1	125	2	82	90	22	33	190	241	0	61.6	
		159	371	.429	59	162	.364	87	125	.696	57	180	33.9	118	0	101	81	32	37	245	221	0	66.6	
Unranked Teams	8-2	268	570	.470	92	234	.393	136	197	.690	110	277	38.7	181	5	167	134	30	45	370	394	0	76.4	
		234	575	.407	79	272	.290	124	188	.660	84	215	29.9	195	6	142	112	24	65	310	361	0	67.1	
Results	Record	FG	FGA	Pct.	3P	3PA	Pct.	FT	FTA	Pct.	Off.	Def.	Avg.	F	DQ	Ast.	TO	Blk.	Stl.	1st	2nd	OT	Avg.	
Wins	11-0	291	615	.473	93	252	.369	154	225	.684	118	303	38.3	200	3	174	138	32	49	395	434	0	75.4	
		243	621	.391	91	299	.304	134	199	.673	98	235	30.3	222	6	151	124	32	57	361	350	0	64.6	
Losses	0-6	141	356	.396	37	125	.296	47	65	.723	70	149	36.5	106	4	75	86	20	29	165	201	0	61.0	
		150	325	.462	47	135	.348	77	114	.675	43	160	33.8	91	0	92	69	24	45	194	232	0	71.0	
5-Game	Record	FG	FGA	Pct.	3P	3PA	Pct.	FT	FTA	Pct.	Off.	Def.	Reb.	F	DQ	Ast.	TO	Blk.	Stl.	1st	2nd	OT	Avg.	
Games 1-5	3-2	130	285	.456	45	119	.378	57	80	.713	55	126	36.2	92	4	82	73	9	25	171	191	0	72.4	
		107	258	.415	33	124	.266	67	95	.705	32	102	26.8	89	2	67	69	10	37	143	171	0	62.8	
Games 6-10	4-1	136	287	.474	44	111	.396	47	69	.681	52	140	38.4	84	0	91	65	19	27	191	172	0	72.6	
		121	292	.414	51	149	.342	53	78	.679	40	113	30.6	81	0	85	51	16	25	169	177	0	69.2	
Games 11-15	3-2	120	280	.429	34	115	.296	76	109	.697	52	136	37.6	96	2	61	62	17	15	146	204	0	70.0	
		121	288	.420	34	111	.306	66	106	.623	51	129	36.0	107	4	66	48	23	32	172	170	0	68.4	
Games 16-20	1-1	46	119	.387	7	32	.219	21	32	.656	29	50	39.5	34	1	15	24	7	11	52	68	0	60.0	
		44	108	.407	20	50	.400	25	34	.735	18	51	34.5	36	0	25	25	7	8	71	64	0	67.5	
Games 21-25																								
Games 26-30																								
Games 31-35																								
Games 36-40																								
Postseason	Record	FG	FGA	Pct.	3P	3PA	Pct.	FT	FTA	Pct.	Off.	Def.	Reb.	F	DQ	Ast.	TO	Blk.	Stl.	1st	2nd	OT	Avg.	
Overall																								
Big Ten																								
NCAA																								

GAME 18 // PURDUE vs. MINNESOTA // JANUARY 30, 2021

INDIVIDUAL GAME-BY-GAME STATISTICS													
#0 Mason Gillis													
Date	Opponent	Min.	FG	3FG	FT	O-D-T	PF	A	TO	B	S	Pts.	
N25	vs. Liberty	11	1-2	1-2	0-0	0-2-2	3	0	2	0	1	3	
N26	vs. Clemson	17	1-4	1-3	0-0	1-1-2	1	0	1	0	0	3	
D1	Oakland	20	3-4	1-2	0-0	1-1-2	1	1	1	0	1	7	
D4	Valparaiso	15	1-3	0-2	1-2	0-1-1	1	1	1	0	2	3	
D8	at Miami	22	4-10	1-4	0-0	3-3-6	3	3	2	0	0	9	
D12	• Indiana State	18	2-2	1-1	0-0	0-3-3	1	2	1	0	0	5	
D16	• [20] Ohio State	16	3-3	0-0	0-0	0-0-0	2	1	0	1	1	6	
D19	• vs. Notre Dame	24	4-4	2-2	2-2	3-6-9	3	1	0	0	0	12	
D22	• at [4] Iowa	29	3-5	1-2	0-0	1-1-2	3	2	1	0	0	7	
D25	• Maryland	27	1-5	1-4	2-2	2-4-6	3	2	0	0	0	5	
D29	• at [14] Rutgers	31	0-3	0-3	0-0	2-2-4	2	3	1	0	0	0	
J2	• at [15] Illinois	14	1-3	0-2	0-0	0-0-0	3	0	1	0	0	2	
J5	Nebraska	-- POSTPONED --											
J8	• at [23] Michigan State	11	0-2	0-2	0-0	1-0-1	3	0	2	0	0	0	
J14	• at Indiana	27	2-3	0-1	3-4	2-4-6	4	1	0	0	0	7	
J17	• Penn State	28	2-7	2-6	6-6	0-5-5	1	1	2	0	2	12	
J19	• at [15] Ohio State	16	0-0	0-0	0-0	1-0-1	5	0	1	0	0	0	
J22	• [7] Michigan	23	1-1	0-0	1-2	2-4-6	1	2	3	1	1	3	
J30	Minnesota												
F2	at Maryland												
F6	Northwestern												
F11	at Minnesota												
F16	Michigan State												
F20	at Nebraska												
F26	at Penn State												
M2	Wisconsin												
M6	Indiana												
#1 Aaron Wheeler													
Date	Opponent	Min.	FG	3FG	FT	O-D-T	PF	A	TO	B	S	Pts.	
N25	• vs. Liberty	29	4-6	2-3	0-0	1-4-5	4	4	3	0	1	10	
N26	• vs. Clemson	23	1-4	0-2	0-0	0-6-6	1	2	1	1	0	2	
D1	• Oakland	23	4-8	1-4	0-0	2-4-6	1	0	1	0	1	9	
D4	• Valparaiso	28	1-5	0-2	0-0	2-3-5	1	3	0	0	1	2	
D8	• at Miami	20	0-6	0-4	0-0	2-2-4	0	2	1	0	1	0	
D12	Indiana State	23	4-7	1-3	1-2	2-11-13	3	1	1	4	0	10	
D16	[20] Ohio State	24	2-3	1-2	0-0	1-5-6	4	1	1	0	3	5	
D19	vs. Notre Dame	18	0-3	0-3	2-2	1-6-7	2	2	2	0	0	2	
D22	at [4] Iowa	11	2-3	1-2	0-0	0-2-2	1	1	1	0	1	5	
D25	Maryland	18	0-0	0-0	0-0	0-3-3	2	1	2	1	0	0	
D29	at [14] Rutgers	7	0-2	0-1	0-0	1-1-2	2	0	1	0	1	0	
J2	at [15] Illinois	18	2-3	2-3	0-0	1-3-4	1	2	0	0	0	6	
J5	Nebraska	-- POSTPONED --											
J8	at [23] Michigan State	29	1-5	1-5	0-0	1-1-2	5	1	1	0	1	3	
J14	at Indiana	13	2-3	1-2	0-0	0-5-5	2	1	3	0	0	5	
J17	Penn State	12	0-2	0-2	0-0	0-2-2	0	0	0	2	0	0	
J19	at [15] Ohio State	24	1-2	0-1	0-0	1-4-5	4	1	1	0	0	2	
J22	[7] Michigan	17	1-5	0-3	0-0	0-4-4	2	0	1	1	0	2	
J30	Minnesota												
F2	at Maryland												
F6	Northwestern												
F11	at Minnesota												
F16	Michigan State												
F20	at Nebraska												
F26	at Penn State												
M2	Wisconsin												
M6	Indiana												
#2 Eric Hunter Jr.													
Date	Opponent	Min.	FG	3FG	FT	O-D-T	PF	A	TO	B	S	Pts.	
N25	vs. Liberty											-- DID NOT PLAY --	
N26	vs. Clemson											-- DID NOT PLAY --	
D1	Oakland											-- DID NOT PLAY --	
D4	Valparaiso											-- DID NOT PLAY --	
D8	at Miami	27	4-10	1-5	2-2	1-1-2	1	0	0	0	1	11	
D12	• Indiana State	34	4-12	1-5	4-4	0-1-1	3	5	3	0	1	13	
D16	• [20] Ohio State	32	6-11	1-3	2-3	0-1-1	2	2	4	0	2	15	
D19	• vs. Notre Dame	34	6-15	4-7	2-2	1-4-5	2	8	0	0	3	18	
D22	• at [4] Iowa	31	2-10	0-3	0-0	1-1-2	1	5	5	0	1	4	
D25	• Maryland	28	6-15	2-6	2-4	0-1-1	3	1	3	0	0	16	
D29	• at [14] Rutgers	21	2-8	2-5	3-3	0-1-1	2	2	1	0	0	9	
J2	• at [15] Illinois	26	0-6	0-1	0-0	0-4-4	3	4	3	0	2	0	
J5	Nebraska	-- POSTPONED --											
J8	• at [23] Michigan State	30	1-7	1-6	4-4	2-4-6	2	4	2	0	1	7	
J14	• at Indiana	32	3-5	3-4	2-2	0-2-2	1	4	1	0	0	11	
J17	• Penn State	30	4-8	0-3	6-6	3-1-4	2	5	3	0	0	14	
J19	• at [15] Ohio State	33	3-9	1-3	1-2	1-3-4	2	0	1	0	1	8	
J22	• [7] Michigan	34	4-12	0-2	0-0	1-0-1	0	2	1	0	2	8	
J30	Minnesota												
F2	at Maryland												
F6	Northwestern												
F11	at Minnesota												
F16	Michigan State												
F20	at Nebraska												
F26	at Penn State												
M2	Wisconsin												
M6	Indiana												
#4 Emmanuel Dowuona													
Date	Opponent	Min.	FG	3FG	FT	O-D-T	PF	A	TO	B	S	Pts.	
N25	vs. Liberty											-- DID NOT PLAY --	
N26	vs. Clemson											-- DID NOT PLAY --	
D1	Oakland											-- DID NOT PLAY --	
D4	Valparaiso											-- DID NOT PLAY --	
D8	at Miami											-- DID NOT PLAY --	
D12	Indiana State											-- DID NOT PLAY --	
D16	[20] Ohio State											-- DID NOT PLAY --	
D19	vs. Notre Dame											-- DID NOT PLAY --	
D22	at [4] Iowa											-- DID NOT PLAY --	
D25	Maryland											-- DID NOT PLAY --	
D29	at [14] Rutgers											-- DID NOT PLAY --	
J2	at [15] Illinois											-- DID NOT PLAY --	
J5	Nebraska											-- POSTPONED --	
J8	at [23] Michigan State											-- DID NOT PLAY --	
J14	at Indiana											-- DID NOT PLAY --	
J17	Penn State											-- DID NOT PLAY --	
J19	at [15] Ohio State											-- DID NOT PLAY --	
J22	[7] Michigan											-- DID NOT PLAY --	
J30	Minnesota												
F2	at Maryland												
F6	Northwestern												
F11	at Minnesota												
F16	Michigan State												
F20	at Nebraska												
F26	at Penn State												
M2	Wisconsin												
M6	Indiana												

INDIVIDUAL GAME-BY-GAME STATISTICS

#5 | Brandon Newman

Date	Opponent	Min.	FG	3FG	FT	O-D-T	PF	A	TO	B	S	Pts.
N25	• vs. Liberty	32	4-9	1-3	1-1	0-1-1	0	2	0	1	1	10
N26	• vs. Clemson	37	6-14	3-7	0-0	2-3-5	2	1	3	0	2	15
D1	• Oakland	26	7-11	4-7	3-3	1-3-4	2	3	1	0	0	21
D4	• Valparaiso	24	0-5	0-2	2-2	0-3-3	4	2	0	0	1	2
D8	• at Miami	25	3-7	1-3	0-0	1-4-5	5	2	1	0	2	7
D12	• Indiana State	15	0-0	0-0	0-0	1-0-1	0	4	3	0	1	0
D16	• [20] Ohio State	26	4-6	2-3	0-1	0-7-7	3	0	1	0	1	10
D19	• vs. Notre Dame	24	3-9	2-5	0-0	0-1-1	2	4	0	1	0	8
D22	• at [4] Iowa	25	4-11	3-7	0-0	0-8-8	3	2	1	0	1	11
D25	• Maryland	29	7-11	3-6	0-0	0-2-2	2	1	0	0	1	17
D29	• at [14] Rutgers	20	2-7	0-3	0-0	1-1-2	0	3	2	0	0	4
J2	• at [15] Illinois	29	5-11	1-2	3-3	1-4-5	2	0	5	0	0	14
J5	Nebraska	-- POSTPONED --										
J8	• at [23] Michigan State	33	1-3	0-2	0-0	0-1-1	3	1	2	2	0	2
J14	• at Indiana	27	2-6	2-3	6-6	0-6-6	3	1	3	1	2	12
J17	• Penn State	30	4-10	1-5	4-4	0-5-5	3	1	2	3	0	13
J19	• at [15] Ohio State	17	0-2	0-2	0-0	0-0-0	1	0	1	0	1	0
J22	• [7] Michigan	27	2-8	2-2	0-0	0-1-1	1	0	2	1	0	6
J30	Minnesota											
F2	at Maryland											
F6	Northwestern											
F11	at Minnesota											
F16	Michigan State											
F20	at Nebraska											
F26	at Penn State											
M2	Wisconsin											
M6	Indiana											

#11 | Isaiah Thompson

Date	Opponent	Min.	FG	3FG	FT	O-D-T	PF	A	TO	B	S	Pts.
N25	• vs. Liberty	26	2-4	1-3	2-2	0-0-0	0	2	0	0	0	7
N26	• vs. Clemson	30	6-10	3-5	0-0	1-1-2	3	1	5	0	1	15
D1	• Oakland	30	2-5	2-4	0-0	0-2-2	3	6	0	0	1	6
D4	• Valparaiso	36	2-6	1-3	9-12	1-2-3	1	2	0	0	0	14
D8	• at Miami	25	0-3	0-3	0-0	0-2-2	1	2	2	0	1	0
D12	Indiana State	27	0-4	0-2	0-0	1-0-1	1	1	1	0	0	0
D16	[20] Ohio State	13	0-0	0-0	0-0	2-0-2	0	1	1	0	0	0
D19	vs. Notre Dame	9	1-2	1-2	0-0	0-0-0	0	0	0	0	0	3
D22	at [4] Iowa	14	1-2	1-2	0-0	1-3-4	0	1	0	0	1	3
D25	Maryland	10	1-2	1-2	0-0	0-1-1	1	2	0	0	0	3
D29	at [14] Rutgers	27	7-8	3-4	0-0	0-1-1	3	0	1	0	0	17
J2	at [15] Illinois	22	1-3	1-2	3-4	1-1-2	1	2	1	0	0	6
J5	Nebraska	-- POSTPONED --										
J8	at [23] Michigan State	11	0-3	0-2	2-2	0-0-0	0	0	0	0	0	2
J14	at Indiana	9	0-0	0-0	0-2	1-1-2	0	1	0	0	0	0
J17	Penn State	10	0-1	0-1	0-0	0-1-1	0	1	0	0	0	0
J19	at [15] Ohio State	12	1-2	1-2	0-0	0-1-1	0	0	0	0	0	3
J22	[7] Michigan	11	2-3	0-0	0-0	1-1-2	1	0	1	0	0	4
J30	Minnesota											
F2	at Maryland											
F6	Northwestern											
F11	at Minnesota											
F16	Michigan State											
F20	at Nebraska											
F26	at Penn State											
M2	Wisconsin											
M6	Indiana											

#14 | Jared Wulbrun

Date	Opponent	Min.	FG	3FG	FT	O-D-T	PF	A	TO	B	S	Pts.
N25	vs. Liberty	-- DID NOT PLAY --										
N26	vs. Clemson	-- DID NOT PLAY --										
D1	Oakland	3	1-1	1-1	0-0	0-0-0	0	1	0	0	0	3
D4	Valparaiso	-- DID NOT PLAY --										
D8	at Miami	-- DID NOT PLAY --										
D12	Indiana State	-- DID NOT PLAY --										
D16	[20] Ohio State	-- DID NOT PLAY --										
D19	vs. Notre Dame	-- DID NOT PLAY --										
D22	at [4] Iowa	-- DID NOT PLAY --										
D25	Maryland	-- DID NOT PLAY --										
D29	at [14] Rutgers	-- DID NOT PLAY --										
J2	at [15] Illinois	-- DID NOT PLAY --										
J5	Nebraska	-- POSTPONED --										
J8	at [23] Michigan State	-- DID NOT PLAY --										
J14	at Indiana	-- DID NOT PLAY --										
J17	Penn State	-- DID NOT PLAY --										
J19	at [15] Ohio State	-- DID NOT PLAY --										
J22	[7] Michigan	-- DID NOT PLAY --										
J30	Minnesota											
F2	at Maryland											
F6	Northwestern											
F11	at Minnesota											
F16	Michigan State											
F20	at Nebraska											
F26	at Penn State											
M2	Wisconsin											
M6	Indiana											

#15 | Zach Edey

Date	Opponent	Min.	FG	3FG	FT	O-D-T	PF	A	TO	B	S	Pts.
N25	vs. Liberty	15	9-10	0-0	1-1	2-3-5	3	0	2	0	0	19
N26	vs. Clemson	21	6-8	0-0	5-7	5-3-8	3	0	4	2	0	17
D1	Oakland	19	4-5	0-0	5-6	3-4-7	4	0	3	0	0	13
D4	Valparaiso	11	2-6	0-0	2-3	0-1-1	4	0	2	1	0	6
D8	at Miami	14	5-5	0-0	5-6	0-2-2	5	1	4	0	1	15
D12	• Indiana State	11	4-6	0-0	2-4	1-2-3	2	0	2	2	0	10
D16	• [20] Ohio State	12	0-3	0-0	1-1	2-3-5	2	0	3	2	0	1
D19	vs. Notre Dame	15	3-6	0-0	3-4	1-2-3	3	0	1	0	0	9
D22	at [4] Iowa	11	1-2	0-0	1-2	0-1-1	3	1	1	0	1	3
D25	Maryland	18	2-6	0-0	2-3	3-4-7	1	0	1	2	0	6
D29	at [14] Rutgers	10	1-1	0-0	1-2	0-3-3	0	1	0	0	0	3
J2	at [15] Illinois	13	3-6	0-0	1-2	0-4-4	1	0	1	3	0	7
J5	Nebraska	-- POSTPONED --										
J8	at [23] Michigan State	14	3-5	0-0	0-0	2-1-3	2	0	0	0	0	6
J14	at Indiana	8	0-4	0-0	0-1	0-0-0	2	0	1	0	0	0
J17	Penn State	21	2-5	0-0	3-4	2-4-6	3	0	1	2	0	7
J19	at [15] Ohio State	19	3-5	0-0	2-4	1-4-5	2	0	0	1	0	8
J22	[7] Michigan	14	1-2	0-0	2-2	3-5-8	1	0	1	3	1	4
J30	Minnesota											
F2	at Maryland											
F6	Northwestern											
F11	at Minnesota											
F16	Michigan State											
F20	at Nebraska											
F26	at Penn State											
M2	Wisconsin											
M6	Indiana											

GAME 18 // PURDUE vs. MINNESOTA // JANUARY 30, 2021

INDIVIDUAL GAME-BY-GAME STATISTICS														
#21 Matt Frost														
Date	Opponent	Min.	FG	3FG	FT	O-D-T	PF	A	TO	B	S	Pts.		
N25	vs. Liberty				-- DID NOT PLAY --									
N26	vs. Clemson				-- DID NOT PLAY --									
D1	Oakland	3	1-1	1-1	0-0	0-0-0	0	1	0	0	0	3		
D4	Valparaiso				-- DID NOT PLAY --									
D8	at Miami				-- DID NOT PLAY --									
D12	Indiana State				-- DID NOT PLAY --									
D16	[20] Ohio State				-- DID NOT PLAY --									
D19	vs. Notre Dame				-- DID NOT PLAY --									
D22	at [4] Iowa				-- DID NOT PLAY --									
D25	Maryland				-- DID NOT PLAY --									
D29	at [14] Rutgers				-- DID NOT PLAY --									
J2	at [15] Illinois				-- DID NOT PLAY --									
J5	Nebraska				-- POSTPONED --									
J8	at [23] Michigan State				-- DID NOT PLAY --									
J14	at Indiana				-- DID NOT PLAY --									
J17	Penn State				-- DID NOT PLAY --									
J19	at [15] Ohio State				-- DID NOT PLAY --									
J22	[7] Michigan				-- DID NOT PLAY --									
J30	Minnesota													
F2	at Maryland													
F6	Northwestern													
F11	at Minnesota													
F16	Michigan State													
F20	at Nebraska													
F26	at Penn State													
M2	Wisconsin													
M6	Indiana													
#22 Chase Martin														
Date	Opponent	Min.	FG	3FG	FT	O-D-T	PF	A	TO	B	S	Pts.		
N25	vs. Liberty				-- DID NOT PLAY --									
N26	vs. Clemson				-- DID NOT PLAY --									
D1	Oakland	3	0-1	0-1	0-0	0-0-0	0	0	0	0	0	0		
D4	Valparaiso				-- DID NOT PLAY --									
D8	at Miami				-- DID NOT PLAY --									
D12	Indiana State				-- DID NOT PLAY --									
D16	[20] Ohio State				-- DID NOT PLAY --									
D19	vs. Notre Dame				-- DID NOT PLAY --									
D22	at [4] Iowa				-- DID NOT PLAY --									
D25	Maryland				-- DID NOT PLAY --									
D29	at [14] Rutgers				-- DID NOT PLAY --									
J2	at [15] Illinois				-- DID NOT PLAY --									
J5	Nebraska				-- POSTPONED --									
J8	at [23] Michigan State				-- DID NOT PLAY --									
J14	at Indiana				-- DID NOT PLAY --									
J17	Penn State				-- DID NOT PLAY --									
J19	at [15] Ohio State				-- DID NOT PLAY --									
J22	[7] Michigan				-- DID NOT PLAY --									
J30	Minnesota													
F2	at Maryland													
F6	Northwestern													
F11	at Minnesota													
F16	Michigan State													
F20	at Nebraska													
F26	at Penn State													
M2	Wisconsin													
M6	Indiana													
#23 Jaden Ivey														
Date	Opponent	Min.	FG	3FG	FT	O-D-T	PF	A	TO	B	S	Pts.		
N25	vs. Liberty	17	5-7	1-2	1-3	0-1-1	2	0	2	0	0	12		
N26	vs. Clemson				-- DID NOT PLAY --									
D1	Oakland				-- DID NOT PLAY --									
D4	Valparaiso				-- DID NOT PLAY --									
D8	at Miami				-- DID NOT PLAY --									
D12	Indiana State				-- DID NOT PLAY --									
D16	[20] Ohio State	8	2-7	0-4	0-0	0-1-1	0	0	0	0	1	4		
D19	vs. Notre Dame	13	2-5	0-1	0-0	0-3-3	2	1	0	0	1	4		
D22	at [4] Iowa	12	0-4	0-2	0-0	0-0-0	1	1	0	0	0	0		
D25	Maryland	19	4-8	2-3	1-3	1-4-5	1	4	0	0	1	11		
D29	at [14] Rutgers	20	3-9	0-4	2-2	1-1-2	3	2	0	1	0	8		
J2	at [15] Illinois	15	0-4	0-1	0-0	0-2-2	0	0	0	0	0	0		
J5	Nebraska				-- POSTPONED --									
J8	at [23] Michigan State	16	3-9	0-3	0-1	2-4-6	2	1	0	0	0	6		
J14	at Indiana	21	3-4	2-2	5-7	0-2-2	3	2	3	0	1	13		
J17	Penn State	13	2-7	0-5	2-4	1-2-3	1	1	0	0	0	6		
J19	at [15] Ohio State	27	6-12	2-6	1-3	1-3-4	1	2	2	0	0	15		
J22	[7] Michigan	31	3-14	0-5	6-7	3-2-5	4	5	3	0	1	12		
J30	Minnesota													
F2	at Maryland													
F6	Northwestern													
F11	at Minnesota													
F16	Michigan State													
F20	at Nebraska													
F26	at Penn State													
M2	Wisconsin													
M6	Indiana													
#25 Ethan Morton														
Date	Opponent	Min.	FG	3FG	FT	O-D-T	PF	A	TO	B	S	Pts.		
N25	vs. Liberty	11	0-0	0-0	0-0	0-0-0	1	2	2	0	0	0		
N26	vs. Clemson	25	0-2	0-0	0-0	0-1-1	0	5	3	0	0	0		
D1	Oakland	22	1-3	1-3	0-0	0-2-2	0	6	2	0	1	3		
D4	Valparaiso	23	2-5	1-4	0-0	1-1-2	4	0	1	0	0	5		
D8	at Miami	11	0-4	0-2	0-0	1-2-3	0	0	0	0	0	0		
D12	Indiana State	11	0-0	0-0	0-0	0-0-0	0	3	3	1	0	0		
D16	[20] Ohio State	4	0-1	0-1	0-0	0-0-0	0	0	0	0	0	0		
D19	vs. Notre Dame	6	0-1	0-1	0-0	0-0-0	0	0	0	0	0	0		
D22	at [4] Iowa	8	0-0	0-0	0-0	0-0-0	0	0	0	0	0	0		
D25	Maryland	4	0-0	0-0	0-0	0-0-0	0	0	0	0	0	0		
D29	at [14] Rutgers	3	0-1	0-1	0-0	0-0-0	0	0	0	0	0	0		
J2	at [15] Illinois	8	0-0	0-0	0-0	0-0-0	2	1	0	0	0	0		
J5	Nebraska				-- POSTPONED --									
J8	at [23] Michigan State	8	0-0	0-0	0-0	0-0-0	0	0	0	0	0	0		
J14	at Indiana	7	1-1	1-1	0-0	0-2-2	0	0	0	0	0	3		
J17	Penn State	4	0-0	0-0	0-0	0-0-0	0	0	0	0	0	0		
J19	at [15] Ohio State	3	0-0	0-0	0-0	0-2-2	0	0	0	0	0	0		
J22	[7] Michigan	16	0-1	0-0	0-0	0-1-1	2	0	1	0	0	0		
J30	Minnesota													
F2	at Maryland													
F6	Northwestern													
F11	at Minnesota													
F16	Michigan State													
F20	at Nebraska													
F26	at Penn State													
M2	Wisconsin													
M6	Indiana													

INDIVIDUAL GAME-BY-GAME STATISTICS

#34 | Carson Barrett

Date	Opponent	Min.	FG	3FG	FT	O-D-T	PF	A	TO	B	S	Pts.
N25	vs. Liberty				-- DID NOT PLAY --							
N26	vs. Clemson				-- DID NOT PLAY --							
D1	Oakland				-- DID NOT PLAY --							
D4	Valparaiso				-- DID NOT PLAY --							
D8	at Miami				-- DID NOT PLAY --							
D12	Indiana State				-- DID NOT PLAY --							
D16	[20] Ohio State				-- DID NOT PLAY --							
D19	vs. Notre Dame				-- DID NOT PLAY --							
D22	at [4] Iowa				-- DID NOT PLAY --							
D25	Maryland				-- DID NOT PLAY --							
D29	at [14] Rutgers				-- DID NOT PLAY --							
J2	at [15] Illinois				-- DID NOT PLAY --							
J5	Nebraska				-- POSTPONED --							
J8	at [23] Michigan State				-- DID NOT PLAY --							
J14	at Indiana				-- DID NOT PLAY --							
J17	Penn State				-- DID NOT PLAY --							
J19	at [15] Ohio State				-- DID NOT PLAY --							
J22	[7] Michigan				-- DID NOT PLAY --							
J30	Minnesota											
F2	at Maryland											
F6	Northwestern											
F11	at Minnesota											
F16	Michigan State											
F20	at Nebraska											
F26	at Penn State											
M2	Wisconsin											
M6	Indiana											

#50 | Trevion Williams

Date	Opponent	Min.	FG	3FG	FT	O-D-T	PF	A	TO	B	S	Pts.
N25	vs. Liberty	25	3-7	0-0	1-3	1-10-11	4	5	3	1	1	7
N26	vs. Clemson	18	4-11	0-0	2-2	3-5-8	5	2	2	0	1	10
D1	vs. Oakland	21	4-12	0-0	0-0	5-9-14	2	2	4	1	0	8
D4	vs. Valparaiso	29	7-15	0-1	3-9	4-7-11	4	2	3	0	0	17
D8	at Miami	23	4-10	0-0	0-0	3-4-7	5	0	2	0	2	8
D12	Indiana State	29	13-18	0-0	4-7	6-5-11	1	2	2	1	1	30
D16	[20] Ohio State	27	6-12	0-0	4-4	2-7-9	3	8	4	0	0	16
D19	vs. Notre Dame	23	7-12	0-0	0-3	4-3-7	2	2	2	0	1	14
D22	at [4] Iowa	29	7-14	0-1	0-1	5-4-9	3	1	2	3	0	14
D25	vs. Maryland	16	4-9	0-0	2-3	3-5-8	3	2	2	0	0	10
D29	at [14] Rutgers	29	10-12	0-0	1-1	4-8-12	1	1	2	1	0	21
J2	at [15] Illinois	26	7-14	0-0	0-3	2-6-8	3	2	2	1	1	14
J5	Nebraska				-- POSTPONED --							
J8	at [23] Michigan State	26	9-14	0-0	8-12	3-6-9	2	2	3	1	0	26
J14	at Indiana	32	9-15	0-0	4-9	3-7-10	4	2	2	0	0	22
J17	vs. Penn State	19	6-10	0-0	1-6	6-5-11	3	1	1	0	1	13
J19	at [15] Ohio State	21	7-13	0-1	2-4	2-5-7	2	1	2	0	1	16
J22	vs. [7] Michigan	26	6-19	0-0	2-4	8-3-11	4	2	1	0	1	14
J30	Minnesota											
F2	at Maryland											
F6	Northwestern											
F11	at Minnesota											
F16	Michigan State											
F20	at Nebraska											
F26	at Penn State											
M2	Wisconsin											
M6	Indiana											

#55 | Sasha Stefanovic

Date	Opponent	Min.	FG	3FG	FT	O-D-T	PF	A	TO	B	S	Pts.
N25	vs. Liberty	34	3-8	3-5	0-0	0-3-3	1	5	1	0	1	9
N26	vs. Clemson	28	2-5	2-4	2-2	0-2-2	1	0	2	0	0	8
D1	vs. Oakland	29	6-9	6-9	2-2	0-1-1	1	7	0	0	0	20
D4	vs. Valparaiso	34	4-9	4-9	7-9	1-2-3	2	3	2	0	0	19
D8	at Miami	32	1-5	1-4	1-2	0-5-5	3	1	1	0	0	4
D12	vs. Indiana State	33	3-5	3-5	3-4	0-3-3	2	4	2	0	0	12
D16	vs. [20] Ohio State	37	2-7	2-7	4-4	0-2-2	3	3	1	0	1	10
D19	vs. Notre Dame	33	6-8	5-7	1-2	0-2-2	2	2	0	1	1	18
D22	at [4] Iowa	30	3-7	2-6	0-0	0-4-4	1	3	3	0	1	8
D25	vs. Maryland	30	1-1	1-1	2-2	0-5-5	2	3	1	0	1	3
D29	at [14] Rutgers	32	4-8	2-5	4-6	0-4-4	2	2	0	0	1	14
J2	at [15] Illinois	30	3-6	3-5	0-0	0-3-3	4	0	1	0	0	9
J5	Nebraska				-- POSTPONED --							
J8	at [23] Michigan State	32	1-8	1-4	0-0	0-3-3	2	0	1	0	0	3
J14	at Indiana	24	3-6	2-4	0-0	0-1-1	5	3	1	0	0	8
J17	vs. Penn State	33	5-12	3-10	2-3	1-5-6	2	2	2	0	1	15
J19	at [15] Ohio State	29	5-9	1-5	4-4	0-4-4	1	0	2	0	2	15
J22	[7] Michigan				-- DID NOT PLAY --							
J30	Minnesota											
F2	at Maryland											
F6	Northwestern											
F11	at Minnesota											
F16	Michigan State											
F20	at Nebraska											
F26	at Penn State											
M2	Wisconsin											
M6	Indiana											

Purdue Team Game-by-Game

Date	Opponent	Min.	FG	3FG	FT	O-D-T	PF	A	TO	B	S	Pts.
N25	vs. Liberty	200	31-53	9-18	6-11	5-25-30	18	20	16	2	5	77
N26	vs. Clemson	200	26-58	9-21	9-11	13-24-37	16	11	22	3	4	70
D1	vs. Oakland	200	33-60	17-32	10-11	13-27-40	14	27	12	1	4	93
D4	vs. Valparaiso	200	19-54	6-23	24-37	11-23-34	21	13	9	1	4	68
D8	at Miami	200	21-60	4-25	8-10	13-27-40	23	11	14	2	8	54
D12	Indiana State	200	30-54	6-16	14-21	12-28-40	13	22	19	8	3	80
D16	[20] Ohio State	200	25-53	6-20	11-13	9-27-36	19	16	16	3	9	67
D19	vs. Notre Dame	200	32-65	14-28	10-15	12-28-40	18	20	6	2	6	88
D22	at [4] Iowa	200	23-58	8-25	1-3	9-26-35	16	17	14	3	6	55
D25	vs. Maryland	200	26-57	10-22	11-17	10-31-41	18	16	10	3	3	73
D29	at [14] Rutgers	200	29-59	7-26	11-14	9-24-33	15	14	8	2	2	76
J2	at [15] Illinois	200	22-56	7-16	7-12	6-2-33	20	11	14	4	3	58
J5	Nebraska				-- POSTPONED --							
J8	at [23] Michigan State	200	19-56	3-24	14-19	16-21-37	21	9	14	3	2	55
J14	at Indiana	200	25-47	11-17	20-31	7-31-38	24	15	14	1	3	81
J17	vs. Penn State	200	25-62	6-32	24-33	14-33-47	16	12	12	7	5	80
J19	at [15] Ohio State	200	26-54	5-20	10-17	9-29-38	18	4	10	1	5	67
J22	Michigan											
J30	Minnesota											
F2	at Maryland											
F6	Northwestern											
F11	at Minnesota											
F16	Michigan State											
F20	at Nebraska											
F26/27	at Penn State											
M2	Wisconsin											
M6	Indiana											

INDIVIDUAL CAREER STATISTICS

DOWUONA, Emmanuel

				Field Goals		3-Point		F-Throws		Rebounds									Scoring	
SEASON	TEAM	GP-GS	MIN/AVG	FG-FGA	FG%	3FG-FGA	3FG%	FT-FTA	FT%	OFF	DEF	TOT	AVG	PF-FO	AST	TO	BLK	STL	PTS	AVG
2019-20	Purdue	9-0	31/3.4	6-13	.462	0-0	.000	0-0	.000	3	5	8	0.9	10-0	1	2	3	2	12	1.3
TOTAL		9-0	31/3.4	6-13	.462	0-0	.000	0-0	.000	3	5	8	0.9	10-0	1	2	3	2	12	1.3

EDEY, Zach

				Field Goals		3-Point		F-Throws		Rebounds									Scoring	
SEASON	TEAM	GP-GS	MIN/AVG	FG-FGA	FG%	3FG-FGA	3FG%	FT-FTA	FT%	OFF	DEF	TOT	AVG	PF-FO	AST	TO	BLK	STL	PTS	AVG
2020-21	Purdue	17-2	246/14.5	49-85	.576	0-0	.000	36-52	.692	25	46	71	4.2	41-1	3	27	18	3	134	7.9
TOTAL		17-2	246/14.5	49-85	.576	0-0	.000	36-52	.692	25	46	71	4.2	41-1	3	27	18	3	134	7.9

FROST, Matt

				Field Goals		3-Point		F-Throws		Rebounds									Scoring	
SEASON	TEAM	GP-GS	MIN/AVG	FG-FGA	FG%	3FG-FGA	3FG%	FT-FTA	FT%	OFF	DEF	TOT	AVG	PF-FO	AST	TO	BLK	STL	PTS	AVG
2019-20	Purdue	9-0	17/1.9	1-2	.500	0-1	.000	0-0	.000	0	1	1	0.1	1-0	0	0	0	0	2	0.2
2020-21	Purdue	1-0	3/3.4	1-1	1.000	1-1	1.000	0-0	.000	0	0	0	0.0	0-0	1	0	0	0	3	3.0
TOTAL		10-0	21/2.1	2-3	.667	1-2	.500	0-0	.000	0	1	1	0.1	1-0	1	0	0	0	5	0.5

GILLIS, Mason

				Field Goals		3-Point		F-Throws		Rebounds									Scoring	
SEASON	TEAM	GP-GS	MIN/AVG	FG-FGA	FG%	3FG-FGA	3FG%	FT-FTA	FT%	OFF	DEF	TOT	AVG	PF-FO	AST	TO	BLK	STL	PTS	AVG
2020-21	Purdue	17-12	351/20.7	29-61	.475	11-36	.306	15-18	.833	19	37	56	3.3	40-1	20	19	2	8	84	4.9
TOTAL		17-12	351/20.7	29-61	.475	11-36	.306	15-18	.833	19	37	56	3.3	40-1	20	19	2	8	84	4.9

HUNTER JR., Eric

				Field Goals		3-Point		F-Throws		Rebounds									Scoring	
SEASON	TEAM	GP-GS	MIN/AVG	FG-FGA	FG%	3FG-FGA	3FG%	FT-FTA	FT%	OFF	DEF	TOT	AVG	PF-FO	AST	TO	BLK	STL	PTS	AVG
2018-19	Purdue	36-1	450/12.5	27-89	.303	10-46	.217	15-21	.714	16	34	50	1.4	37-0	39	21	3	13	79	2.2
2019-20	Purdue	31-30	974/31.4	117-282	.415	43-121	.355	51-67	.761	38	63	101	3.3	77-2	82	61	4	32	328	10.6
2020-21	Purdue	13-12	390/30.0	45-128	.352	16-53	.302	28-32	.875	10	24	34	2.6	24-0	42	27	0	14	134	10.3
TOTAL		80-43	1815/22.7	189-499	.379	69-220	.314	94-120	.783	64	121	185	2.3	138-2	163	109	7	59	541	6.8

IVEY, Jaden

				Field Goals		3-Point		F-Throws		Rebounds									Scoring	
SEASON	TEAM	GP-GS	MIN/AVG	FG-FGA	FG%	3FG-FGA	3FG%	FT-FTA	FT%	OFF	DEF	TOT	AVG	PF-FO	AST	TO	BLK	STL	PTS	AVG
2020-21	Purdue	12-1	213/17.8	33-90	.367	7-38	.184	18-30	.600	9	25	34	2.8	20-0	19	10	1	5	91	7.6
TOTAL		12-1	213/17.8	33-90	.367	7-38	.184	18-30	.600	9	25	34	2.8	20-0	19	10	1	5	91	7.6

MARTIN, Chase

				Field Goals		3-Point		F-Throws		Rebounds									Scoring	
SEASON	TEAM	GP-GS	MIN/AVG	FG-FGA	FG%	3FG-FGA	3FG%	FT-FTA	FT%	OFF	DEF	TOT	AVG	PF-FO	AST	TO	BLK	STL	PTS	AVG
2020-21	Purdue	1-0	3/3.4	0-1	.000	0-1	.000	0-0	.000	0	0	0	0.0	0-0	0	0	0	0	0	0.0
TOTAL		1-0	3/3.4	0-1	.000	0-1	.000	0-0	.000	0	0	0	0.0	0-0	0	0	0	0	0	0.0

MORTON, Ethan

				Field Goals		3-Point		F-Throws		Rebounds									Scoring	
SEASON	TEAM	GP-GS	MIN/AVG	FG-FGA	FG%	3FG-FGA	3FG%	FT-FTA	FT%	OFF	DEF	TOT	AVG	PF-FO	AST	TO	BLK	STL	PTS	AVG
2020-21	Purdue	17-0	173/10.2	4-19	.211	3-13	.231	0-0	.000	2	11	13	0.8	9-0	17	12	1	1	11	0.6
TOTAL		17-0	173/10.2	4-19	.211	3-13	.231	0-0	.000	2	11	13	0.8	9-0	17	12	1	1	11	0.6

INDIVIDUAL CAREER STATISTICS

NEWMAN, Brandon

				Field Goals		3-Point		F-Throws		Rebounds									Scoring	
SEASON	TEAM	GP-GS	MIN/AVG	FG-FGA	FG%	3FG-FGA	3FG%	FT-FTA	FT%	OFF	DEF	TOT	AVG	PF-FO	AST	TO	BLK	STL	PTS	AVG
2020-21	Purdue	17-17	436/25.7	54-130	.415	25-62	.403	19-20	.950	7	50	57	3.4	36-1	27	27	9	13	152	8.9
TOTAL		17-17	436/25.7	54-130	.415	25-62	.403	19-20	.950	7	50	57	3.4	36-1	27	27	9	13	152	8.9

STEFANOVIC, Sasha

				Field Goals		3-Point		F-Throws		Rebounds									Scoring	
SEASON	TEAM	GP-GS	MIN/AVG	FG-FGA	FG%	3FG-FGA	3FG%	FT-FTA	FT%	OFF	DEF	TOT	AVG	PF-FO	AST	TO	BLK	STL	PTS	AVG
2018-19	Purdue	36-0	419/11.6	30-77	.390	25-61	.410	5-14	.357	3	37	40	1.1	43-0	16	25	4	20	90	2.5
2019-20	Purdue	30-22	792/26.4	85-221	.385	64-167	.383	40-49	.816	5	68	73	2.4	62-2	51	41	9	30	274	9.1
2020-21	Purdue	16-16	499/31.2	52-113	.460	41-90	.456	32-40	.800	2	49	51	3.2	34-1	38	20	1	9	177	11.1
TOTAL		82-38	1710/20.9	167-411	.406	130-318	.409	77-103	.748	10	154	164	2.0	139-3	105	86	14	59	541	6.6

THOMPSON, Isaiah

				Field Goals		3-Point		F-Throws		Rebounds									Scoring	
SEASON	TEAM	GP-GS	MIN/AVG	FG-FGA	FG%	3FG-FGA	3FG%	FT-FTA	FT%	OFF	DEF	TOT	AVG	PF-FO	AST	TO	BLK	STL	PTS	AVG
2019-20	Purdue	31-0	581/18.7	58-164	.354	36-100	.360	21-31	.677	5	28	33	1.1	43-0	21	24	1	13	173	5.6
2020-21	Purdue	17-5	324/19.1	26-58	.448	15-37	.405	16-22	.727	9	17	26	1.5	16-0	22	12	0	4	83	4.9
TOTAL		48-5	905/18.9	84-222	.378	51-137	.372	37-53	.698	14	45	59	1.2	59-0	43	36	1	17	256	5.3

WHEELER, Aaron

				Field Goals		3-Point		F-Throws		Rebounds									Scoring	
SEASON	TEAM	GP-GS	MIN/AVG	FG-FGA	FG%	3FG-FGA	3FG%	FT-FTA	FT%	OFF	DEF	TOT	AVG	PF-FO	AST	TO	BLK	STL	PTS	AVG
2018-19	Purdue	36-0	494/13.7	60-135	.444	31-85	.365	19-31	.613	34	75	109	3.0	65-1	15	24	17	21	170	4.7
2019-20	Purdue	31-9	548/17.7	37-144	.257	21-97	.216	17-20	.850	30	99	129	4.2	59-3	29	30	11	20	112	3.6
2020-21	Purdue	17-5	336/19.8	25-67	.373	10-42	.238	3-5	.600	15	66	81	4.8	35-1	22	20	11	11	63	3.7
TOTAL		84-14	1378/16.4	122-346	.353	62-224	.277	39-56	.696	79	240	319	3.8	159-5	66	74	39	52	345	4.1

WILLIAMS, Trevion

				Field Goals		3-Point		F-Throws		Rebounds									Scoring	
SEASON	TEAM	GP-GS	MIN/AVG	FG-FGA	FG%	3FG-FGA	3FG%	FT-FTA	FT%	OFF	DEF	TOT	AVG	PF-FO	AST	TO	BLK	STL	PTS	AVG
2018-19	Purdue	34-8	350/10.3	78-144	.542	1-3	.333	19-37	.514	61	76	137	4.0	65-1	18	19	15	12	176	5.2
2019-20	Purdue	31-22	665/21.4	154-299	.515	3-9	.333	45-94	.479	104	133	237	7.6	72-2	45	51	13	20	356	11.5
2020-21	Purdue	17-15	420/24.7	113-217	.521	0-3	.000	34-71	.479	64	99	163	9.6	51-2	37	39	9	10	260	15.3
TOTAL		82-45	1435/17.5	345-660	.523	4-15	.267	98-202	.485	229	308	537	6.5	188-5	100	109	37	42	792	9.7

WULBRUN, Jared

				Field Goals		3-Point		F-Throws		Rebounds									Scoring	
SEASON	TEAM	GP-GS	MIN/AVG	FG-FGA	FG%	3FG-FGA	3FG%	FT-FTA	FT%	OFF	DEF	TOT	AVG	PF-FO	AST	TO	BLK	STL	PTS	AVG
2018-19	CLU	25-23	682/27.3	50-132	.379	43-120	.358	21-26	.808	1	38	39	1.6	39-0	40	33	0	10	164	6.6
2019-20	Purdue	9-0	17/1.9	1-2	.500	1-2	.500	0-0	.000	0	0	0	0.0	0-0	2	2	0	0	3	0.3
2020-21	Purdue	1-0	3/3.4	1-1	1.000	1-1	1.000	0-0	.000	0	0	0	0.0	0-0	1	0	0	0	3	3.0
TOTAL FOR Purdue		10-0	21/2.1	2-3	.667	2-3	.667	0-0	.000	0	0	0	0.0	0-0	3	2	0	0	6	0.6
TOTAL		35-23	702/20.1	52-135	.385	45-123	.366	21-26	.808	1	38	39	1.1	39-0	43	35	0	10	170	4.9

GAME 18 // PURDUE vs. MINNESOTA // JANUARY 30, 2021


SEASON / CAREER HIGHS			
#0 MASON GILLIS			
Points			
S:	12, Two Times		
C:	12, Two Times		
Rebounds			
S:	9 vs. Notre Dame (12-19-20)		
C:	9 vs. Notre Dame (12-19-20)		
Assists			
S:	3, Two Times		
C:	3, Two Times		
Steals			
S:	2, Two Times		
C:	2, Two Times		
Blocked Shots			
S:	1, Two Times		
C:	1, Two Times		
Field Goals Made			
S:	4, Two Times		
C:	4, Two Times		
Field Goal Attempts			
S:	10 vs. Miami (12-8-20)		
C:	10 vs. Miami (12-8-20)		
Three-Pointers Made			
S:	2, Two Times		
C:	2, Two Times		
Three-Point Attempts			
S:	6 vs. Penn State (1-17-21)		
C:	6 vs. Penn State (1-17-21)		
Free Throws Made			
S:	6 vs. Penn State (1-17-21)		
C:	6 vs. Penn State (1-17-21)		
Free Throw Attempts			
S:	6 vs. Penn State (1-17-21)		
C:	6 vs. Penn State (1-17-21)		
Minutes			
S:	31 vs. [14] Rutgers (12-29-20)		
C:	31 vs. [14] Rutgers (12-29-20)		
#5 BRANDON NEWMAN			
Points			
S:	21 vs. Oakland (12-1-20)		
C:	21 vs. Oakland (12-1-20)		
Rebounds			
S:	8 vs. [4] Iowa (12-22-20)		
C:	8 vs. [4] Iowa (12-22-20)		
Assists			
S:	4, Two Times		
C:	4, Two Times		
Steals			
S:	2, Three Times		
C:	2, Three Times		
Blocked Shots			
S:	3 vs. Penn State (1-17-21)		
C:	3 vs. Penn State (1-17-21)		
Field Goals Made			
S:	7, Two Times		
C:	7, Two Times		
Field Goal Attempts			
S:	14 vs. Clemson (11-26-20)		
C:	14 vs. Clemson (11-26-20)		
Three-Pointers Made			
S:	4 vs. Oakland (12-1-20)		
C:	4 vs. Oakland (12-1-20)		
Three-Point Attempts			
S:	7, Three Times		
C:	7, Three Times		
Free Throws Made			
S:	6 vs. Indiana (1-14-21)		
C:	6 vs. Indiana (1-14-21)		
Free Throw Attempts			
S:	6 vs. Indiana (1-14-21)		
C:	6 vs. Indiana (1-14-21)		
Minutes			
S:	37 vs. Clemson (11-26-20)		
C:	37 vs. Clemson (11-26-20)		
#1 AARON WHEELER			
Points			
S:	10, Two Times		
C:	15 vs. [23] Maryland (12-6-18)		
Rebounds			
S:	13 vs. Indiana State (12-12-20)		
C:	13 vs. Indiana State (12-12-20)		
Assists			
S:	4 vs. Liberty (11-25-20)		
C:	5, Two Times		
Steals			
S:	3 vs. [20] Ohio State (12-16-20)		
C:	4 vs. Texas (11-9-19)		
Blocked Shots			
S:	4 vs. Indiana State (12-12-20)		
C:	4 vs. Indiana State (12-12-20)		
Field Goals Made			
S:	4, Three Times		
C:	6 vs. [23] Maryland (12-6-18)		
Field Goal Attempts			
S:	8 vs. Oakland (12-1-20)		
C:	12, Two Times		
Three-Pointers Made			
S:	2, Two Times		
C:	3, Four Times		
Three-Point Attempts			
S:	5 vs. [23] Michigan State (1-8-21)		
C:	7, Three Times		
Free Throws Made			
S:	2 vs. Notre Dame (12-19-20)		
C:	5 vs. Rutgers (1-15-19)		
Free Throw Attempts			
S:	2, Two Times		
C:	8 vs. Rutgers (1-15-19)		
Minutes			
S:	29, Two Times		
C:	34 vs. Texas (11-9-19)		
#2 ERIC HUNTER JR.			
Points			
S:	18 vs. Notre Dame (12-19-20)		
C:	19 vs. [18] Iowa (3-3-20)		
Rebounds			
S:	6 vs. [23] Michigan State (1-8-21)		
C:	7, Four Times		
Assists			
S:	8 vs. Notre Dame (12-19-20)		
C:	8 vs. Notre Dame (12-19-20)		
Steals			
S:	3 vs. Notre Dame (12-19-20)		
C:	3, FOur Times		
Blocked Shots			
S:	0		
C:	1, Six Times		
Field Goals Made			
S:	6, Three Times		
C:	7 vs. Green Bay (11-6-19)		
Field Goal Attempts			
S:	15, Two Times		
C:	15, Two Times		
Three-Pointers Made			
S:	4 vs. Notre Dame (12-19-20)		
C:	4, Two Times		
Three-Point Attempts			
S:	7 vs. Notre Dame (12-19-20)		
C:	8, Two Times		
Free Throws Made			
S:	6 vs. Penn State (1-17-21)		
C:	7 vs. [18] Iowa (3-3-20)		
Free Throw Attempts			
S:	6 vs. Penn State (1-17-21)		
C:	8, Two Times		
Minutes			
S:	34, Two Times		
C:	47 vs. [19] Michigan (1-9-20)		
#4 EMMANUEL DOWUONA			
Points			
S:	0		
C:	4 vs. Chicago State (11-16-19)		
Rebounds			
S:	0		
C:	3 vs. Central Michigan (12-28-19)		
Assists			
S:	0		
C:	1 vs. Central Michigan (12-28-19)		
Steals			
S:	0		
C:	1 vs. Chicago State (11-16-19)		
Blocked Shots			
S:	0		
C:	2 vs. Chicago State (11-16-19)		
Field Goals Made			
S:	0		
C:	2 vs. Chicago State (11-16-19)		
Field Goal Attempts			
S:	0		
C:	4 vs. Jacksonville State (11-23-19)		
Three-Pointers Made			
S:	0		
C:	0		
Three-Point Attempts			
S:	0		
C:	0		
Free Throws Made			
S:	0		
C:	0		
Free Throw Attempts			
S:	0		
C:	9 vs. Chicago State (11-16-19)		
#11 ISAIAH THOMPSON			
Points			
S:	17 vs. [14] Rutgers (12-29-20)		
C:	17, Two Times		
Rebounds			
S:	4 vs. [4] Iowa (12-22-20)		
C:	4, Two Times		
Assists			
S:	6 vs. Oakland (12-1-20)		
C:	6 vs. Oakland (12-1-20)		
Steals			
S:	1, Four Times		
C:	3 vs. Central Michigan (12-28-19)		
Blocked Shots			
S:	0		
C:	1 vs. Central Michigan (12-28-19)		
Field Goals Made			
S:	7 vs. [14] Rutgers (12-29-20)		
C:	7 vs. [14] Rutgers (12-29-20)		
Field Goal Attempts			
S:	10 vs. Clemson (11-26-20)		
C:	11, Two Times		
Three-Pointers Made			
S:	3, Two Times		
C:	5 vs. Chicago State (11-16-19)		
Three-Point Attempts			
S:	5 vs. Clemson (11-26-20)		
C:	10 vs. Chicago State (11-16-19)		
Free Throws Made			
S:	9 vs. Valparaiso (12-4-20)		
C:	9 vs. Valparaiso (12-4-20)		
Free Throw Attempts			
S:	12 vs. Valparaiso (12-4-20)		
C:	12, Two Times		
Minutes			
S:	36 vs. Valparaiso (12-4-20)		
C:	40 vs. [19] Michigan (1-9-20)		
#14 JARED WULBRUN			
Points			
S:	3 vs. Oakland (12-1-20)		
C:	19 vs. Redlands (2-13-19)		
Rebounds			
S:	0		
C:	4, Two Times		
Assists			
S:	1 vs. Oakland (12-1-20)		
C:	5 vs. UC Santa Cruz (1-26-19)		
Steals			
S:	0		
C:	2 vs. Pacific, Ore. (11-21-19)		
Blocked Shots			
S:	0		
C:	0		
Field Goals Made			
S:	1 vs. Oakland (12-1-20)		
C:	6 vs. Redlands (2-13-19)		
Field Goal Attempts			
S:	1 vs. Oakland (12-1-20)		
C:	12 vs. Pomona-Pitzer (2-9-19)		
Three-Pointers Made			
S:	1 vs. Oakland (12-1-20)		
C:	5, Two Times		
Three-Point Attempts			
S:	1 vs. Oakland (12-1-20)		
C:	9, Four Times		
Free Throws Made			
S:	0		
C:	5, Three Times		
Free Throw Attempts			
S:	0		
C:	6, Two Times		
Minutes			
S:	3 vs. Oakland (12-1-20)		
C:	36 vs. Redlands (1-9-19)		
#15 ZACH EDEY			
Points			
S:	19 vs. Liberty (11-25-20)		
C:	19 vs. Liberty (11-25-20)		
Rebounds			
S:	8, Two Times		
C:	8, Two Times		
Assists			
S:	1, Three Times		
C:	1, Three Times		
Steals			
S:	1, Two Times		
C:	1, Two Times		
Blocked Shots			
S:	3, Two Times		
C:	3, Two Times		
Field Goals Made			
S:	9 vs. Liberty (11-25-20)		
C:	9 vs. Liberty (11-25-20)		
Field Goal Attempts			
S:	10 vs. Liberty (11-25-20)		
C:	10 vs. Liberty (11-25-20)		
Three-Pointers Made			
S:	0		
C:	0		
Three-Point Attempts			
S:	0		
C:	0		
Free Throws Made			
S:	5, Three Times		
C:	5, Three Times		
Free Throw Attempts			
S:	7 vs. Clemson (11-26-20)		
C:	7 vs. Clemson (11-26-20)		
Minutes			
S:	21, Two Times		
C:	21, Two Times		

PURDUESPORTS.COM | @BOILERBALL

SEASON / CAREER HIGHS

<div>#21 MATT FROST</div> <table><tr><td colspan="2">Points</td></tr><tr><td>S:</td><td>3 vs. Oakland (12-1-20)</td></tr><tr><td>C:</td><td>3 vs. Oakland (12-1-20)</td></tr><tr><td colspan="2">Rebounds</td></tr><tr><td>S:</td><td>0</td></tr><tr><td>C:</td><td>1 vs. [8] Michigan State (1-12-20)</td></tr><tr><td colspan="2">Assists</td></tr><tr><td>S:</td><td>1 vs. Oakland (12-1-20)</td></tr><tr><td>C:</td><td>1 vs. Oakland (12-1-20)</td></tr><tr><td colspan="2">Steals</td></tr><tr><td>S:</td><td>0</td></tr><tr><td>C:</td><td>0</td></tr><tr><td colspan="2">Blocked Shots</td></tr><tr><td>S:</td><td>0</td></tr><tr><td>C:</td><td>0</td></tr><tr><td colspan="2">Field Goals Made</td></tr><tr><td>S:</td><td>1 vs. Oakland (12-1-20)</td></tr><tr><td>C:</td><td>1, Two Times</td></tr><tr><td colspan="2">Field Goal Attempts</td></tr><tr><td>S:</td><td>1 vs. Oakland (12-1-20)</td></tr><tr><td>C:</td><td>2 vs. Central Michigan (12-28-19)</td></tr><tr><td colspan="2">Three-Pointers Made</td></tr><tr><td>S:</td><td>1 vs. Oakland (12-1-20)</td></tr><tr><td>C:</td><td>1 vs. Oakland (12-1-20)</td></tr><tr><td colspan="2">Three-Point Attempts</td></tr><tr><td>S:</td><td>1 vs. Oakland (12-1-20)</td></tr><tr><td>C:</td><td>1, Two Times</td></tr><tr><td colspan="2">Free Throws Made</td></tr><tr><td>S:</td><td>0</td></tr><tr><td>C:</td><td>0</td></tr><tr><td colspan="2">Free Throw Attempts</td></tr><tr><td>S:</td><td>0</td></tr><tr><td>C:</td><td>0</td></tr><tr><td colspan="2">Minutes</td></tr><tr><td>S:</td><td>3 vs. Oakland (12-1-20)</td></tr><tr><td>C:</td><td>4 vs. Central Michigan (12-28-19)</td></tr></table>	Points		S:	3 vs. Oakland (12-1-20)	C:	3 vs. Oakland (12-1-20)	Rebounds		S:	0	C:	1 vs. [8] Michigan State (1-12-20)	Assists		S:	1 vs. Oakland (12-1-20)	C:	1 vs. Oakland (12-1-20)	Steals		S:	0	C:	0	Blocked Shots		S:	0	C:	0	Field Goals Made		S:	1 vs. Oakland (12-1-20)	C:	1, Two Times	Field Goal Attempts		S:	1 vs. Oakland (12-1-20)	C:	2 vs. Central Michigan (12-28-19)	Three-Pointers Made		S:	1 vs. Oakland (12-1-20)	C:	1 vs. Oakland (12-1-20)	Three-Point Attempts		S:	1 vs. Oakland (12-1-20)	C:	1, Two Times	Free Throws Made		S:	0	C:	0	Free Throw Attempts		S:	0	C:	0	Minutes		S:	3 vs. Oakland (12-1-20)	C:	4 vs. Central Michigan (12-28-19)	<div>#22 CHASE MARTIN</div> <table><tr><td colspan="2">Points</td></tr><tr><td>S:</td><td>0</td></tr><tr><td>C:</td><td>0</td></tr><tr><td colspan="2">Rebounds</td></tr><tr><td>S:</td><td>0</td></tr><tr><td>C:</td><td>0</td></tr><tr><td colspan="2">Assists</td></tr><tr><td>S:</td><td>0</td></tr><tr><td>C:</td><td>0</td></tr><tr><td colspan="2">Steals</td></tr><tr><td>S:</td><td>0</td></tr><tr><td>C:</td><td>0</td></tr><tr><td colspan="2">Blocked Shots</td></tr><tr><td>S:</td><td>0</td></tr><tr><td>C:</td><td>0</td></tr><tr><td colspan="2">Field Goals Made</td></tr><tr><td>S:</td><td>0</td></tr><tr><td>C:</td><td>0</td></tr><tr><td colspan="2">Field Goal Attempts</td></tr><tr><td>S:</td><td>0</td></tr><tr><td>C:</td><td>0</td></tr><tr><td colspan="2">Three-Pointers Made</td></tr><tr><td>S:</td><td>0</td></tr><tr><td>C:</td><td>0</td></tr><tr><td colspan="2">Three-Point Attempts</td></tr><tr><td>S:</td><td>1 vs. Oakland (12-1-20)</td></tr><tr><td>C:</td><td>1 vs. Oakland (12-1-20)</td></tr><tr><td colspan="2">Free Throws Made</td></tr><tr><td>S:</td><td>0</td></tr><tr><td>C:</td><td>0</td></tr><tr><td colspan="2">Free Throw Attempts</td></tr><tr><td>S:</td><td>0</td></tr><tr><td>C:</td><td>0</td></tr><tr><td colspan="2">Minutes</td></tr><tr><td>S:</td><td>3 vs. Oakland (12-1-20)</td></tr><tr><td>C:</td><td>3 vs. Oakland (12-1-20)</td></tr></table>	Points		S:	0	C:	0	Rebounds		S:	0	C:	0	Assists		S:	0	C:	0	Steals		S:	0	C:	0	Blocked Shots		S:	0	C:	0	Field Goals Made		S:	0	C:	0	Field Goal Attempts		S:	0	C:	0	Three-Pointers Made		S:	0	C:	0	Three-Point Attempts		S:	1 vs. Oakland (12-1-20)	C:	1 vs. Oakland (12-1-20)	Free Throws Made		S:	0	C:	0	Free Throw Attempts		S:	0	C:	0	Minutes		S:	3 vs. Oakland (12-1-20)	C:	3 vs. Oakland (12-1-20)	<div>#23 JADEN IVEY</div> <table><tr><td colspan="2">Points</td></tr><tr><td>S:</td><td>15 vs. [15] Ohio State (1-19-21)</td></tr><tr><td>C:</td><td>15 vs. [15] Ohio State (1-19-21)</td></tr><tr><td colspan="2">Rebounds</td></tr><tr><td>S:</td><td>6 vs. [23] Michigan State (1-8-21)</td></tr><tr><td>C:</td><td>6 vs. [23] Michigan State (1-8-21)</td></tr><tr><td colspan="2">Assists</td></tr><tr><td>S:</td><td>5 vs. [7] Michigan (1-22-21)</td></tr><tr><td>C:</td><td>5 vs. [7] Michigan (1-22-21)</td></tr><tr><td colspan="2">Steals</td></tr><tr><td>S:</td><td>1, Five Times</td></tr><tr><td>C:</td><td>1, Five Times</td></tr><tr><td colspan="2">Blocked Shots</td></tr><tr><td>S:</td><td>1 vs. [14] Rutgers (12-29-20)</td></tr><tr><td>C:</td><td>1 vs. [14] Rutgers (12-29-20)</td></tr><tr><td colspan="2">Field Goals Made</td></tr><tr><td>S:</td><td>6 vs. [15] Ohio State (1-19-21)</td></tr><tr><td>C:</td><td>6 vs. [15] Ohio State (1-19-21)</td></tr><tr><td colspan="2">Field Goal Attempts</td></tr><tr><td>S:</td><td>14 vs. [7] Michigan (1-22-21)</td></tr><tr><td>C:</td><td>14 vs. [7] Michigan (1-22-21)</td></tr><tr><td colspan="2">Three-Pointers Made</td></tr><tr><td>S:</td><td>2, Three Times</td></tr><tr><td>C:</td><td>2, Three Times</td></tr><tr><td colspan="2">Three-Point Attempts</td></tr><tr><td>S:</td><td>6 vs. [15] Ohio State (1-19-21)</td></tr><tr><td>C:</td><td>6 vs. [15] Ohio State (1-19-21)</td></tr><tr><td colspan="2">Free Throws Made</td></tr><tr><td>S:</td><td>6 vs. [7] Michigan (1-22-21)</td></tr><tr><td>C:</td><td>6 vs. [7] Michigan (1-22-21)</td></tr><tr><td colspan="2">Free Throw Attempts</td></tr><tr><td>S:</td><td>7, Two Times</td></tr><tr><td>C:</td><td>7, Two Times</td></tr><tr><td colspan="2">Minutes</td></tr><tr><td>S:</td><td>31 vs. [7] Michigan (1-22-21)</td></tr><tr><td>C:</td><td>31 vs. [7] Michigan (1-22-21)</td></tr></table>	Points		S:	15 vs. [15] Ohio State (1-19-21)	C:	15 vs. [15] Ohio State (1-19-21)	Rebounds		S:	6 vs. [23] Michigan State (1-8-21)	C:	6 vs. [23] Michigan State (1-8-21)	Assists		S:	5 vs. [7] Michigan (1-22-21)	C:	5 vs. [7] Michigan (1-22-21)	Steals		S:	1, Five Times	C:	1, Five Times	Blocked Shots		S:	1 vs. [14] Rutgers (12-29-20)	C:	1 vs. [14] Rutgers (12-29-20)	Field Goals Made		S:	6 vs. [15] Ohio State (1-19-21)	C:	6 vs. [15] Ohio State (1-19-21)	Field Goal Attempts		S:	14 vs. [7] Michigan (1-22-21)	C:	14 vs. [7] Michigan (1-22-21)	Three-Pointers Made		S:	2, Three Times	C:	2, Three Times	Three-Point Attempts		S:	6 vs. [15] Ohio State (1-19-21)	C:	6 vs. [15] Ohio State (1-19-21)	Free Throws Made		S:	6 vs. [7] Michigan (1-22-21)	C:	6 vs. [7] Michigan (1-22-21)	Free Throw Attempts		S:	7, Two Times	C:	7, Two Times	Minutes		S:	31 vs. [7] Michigan (1-22-21)	C:	31 vs. [7] Michigan (1-22-21)	<div>#25 ETHAN MORTON</div> <table><tr><td colspan="2">Points</td></tr><tr><td>S:</td><td>5 vs. Valparaiso (12-4-20)</td></tr><tr><td>C:</td><td>5 vs. Valparaiso (12-4-20)</td></tr><tr><td colspan="2">Rebounds</td></tr><tr><td>S:</td><td>2, Four Times</td></tr><tr><td>C:</td><td>2, Four Times</td></tr><tr><td colspan="2">Assists</td></tr><tr><td>S:</td><td>6 vs. Oakland (12-1-20)</td></tr><tr><td>C:</td><td>6 vs. Oakland (12-1-20)</td></tr><tr><td colspan="2">Steals</td></tr><tr><td>S:</td><td>1 vs. Oakland (12-1-20)</td></tr><tr><td>C:</td><td>1 vs. Oakland (12-1-20)</td></tr><tr><td colspan="2">Blocked Shots</td></tr><tr><td>S:</td><td>0</td></tr><tr><td>C:</td><td>0</td></tr><tr><td colspan="2">Field Goals Made</td></tr><tr><td>S:</td><td>2 vs. Valparaiso (12-4-20)</td></tr><tr><td>C:</td><td>2 vs. Valparaiso (12-4-20)</td></tr><tr><td colspan="2">Field Goal Attempts</td></tr><tr><td>S:</td><td>5 vs. Valparaiso (12-4-20)</td></tr><tr><td>C:</td><td>5 vs. Valparaiso (12-4-20)</td></tr><tr><td colspan="2">Three-Pointers Made</td></tr><tr><td>S:</td><td>1, Three Times</td></tr><tr><td>C:</td><td>1, Three Times</td></tr><tr><td colspan="2">Three-Point Attempts</td></tr><tr><td>S:</td><td>4 vs. Valparaiso (12-4-20)</td></tr><tr><td>C:</td><td>4 vs. Valparaiso (12-4-20)</td></tr><tr><td colspan="2">Free Throws Made</td></tr><tr><td>S:</td><td>0</td></tr><tr><td>C:</td><td>0</td></tr><tr><td colspan="2">Free Throw Attempts</td></tr><tr><td>S:</td><td>0</td></tr><tr><td>C:</td><td>0</td></tr><tr><td colspan="2">Minutes</td></tr><tr><td>S:</td><td>25 vs. Clemson (11-26-20)</td></tr><tr><td>C:</td><td>25 vs. Clemson (11-26-20)</td></tr></table>	Points		S:	5 vs. Valparaiso (12-4-20)	C:	5 vs. Valparaiso (12-4-20)	Rebounds		S:	2, Four Times	C:	2, Four Times	Assists		S:	6 vs. Oakland (12-1-20)	C:	6 vs. Oakland (12-1-20)	Steals		S:	1 vs. Oakland (12-1-20)	C:	1 vs. Oakland (12-1-20)	Blocked Shots		S:	0	C:	0	Field Goals Made		S:	2 vs. Valparaiso (12-4-20)	C:	2 vs. Valparaiso (12-4-20)	Field Goal Attempts		S:	5 vs. Valparaiso (12-4-20)	C:	5 vs. Valparaiso (12-4-20)	Three-Pointers Made		S:	1, Three Times	C:	1, Three Times	Three-Point Attempts		S:	4 vs. Valparaiso (12-4-20)	C:	4 vs. Valparaiso (12-4-20)	Free Throws Made		S:	0	C:	0	Free Throw Attempts		S:	0	C:	0	Minutes		S:	25 vs. Clemson (11-26-20)	C:	25 vs. Clemson (11-26-20)
Points																																																																																																																																																																																																																																																																																																			
S:	3 vs. Oakland (12-1-20)																																																																																																																																																																																																																																																																																																		
C:	3 vs. Oakland (12-1-20)																																																																																																																																																																																																																																																																																																		
Rebounds																																																																																																																																																																																																																																																																																																			
S:	0																																																																																																																																																																																																																																																																																																		
C:	1 vs. [8] Michigan State (1-12-20)																																																																																																																																																																																																																																																																																																		
Assists																																																																																																																																																																																																																																																																																																			
S:	1 vs. Oakland (12-1-20)																																																																																																																																																																																																																																																																																																		
C:	1 vs. Oakland (12-1-20)																																																																																																																																																																																																																																																																																																		
Steals																																																																																																																																																																																																																																																																																																			
S:	0																																																																																																																																																																																																																																																																																																		
C:	0																																																																																																																																																																																																																																																																																																		
Blocked Shots																																																																																																																																																																																																																																																																																																			
S:	0																																																																																																																																																																																																																																																																																																		
C:	0																																																																																																																																																																																																																																																																																																		
Field Goals Made																																																																																																																																																																																																																																																																																																			
S:	1 vs. Oakland (12-1-20)																																																																																																																																																																																																																																																																																																		
C:	1, Two Times																																																																																																																																																																																																																																																																																																		
Field Goal Attempts																																																																																																																																																																																																																																																																																																			
S:	1 vs. Oakland (12-1-20)																																																																																																																																																																																																																																																																																																		
C:	2 vs. Central Michigan (12-28-19)																																																																																																																																																																																																																																																																																																		
Three-Pointers Made																																																																																																																																																																																																																																																																																																			
S:	1 vs. Oakland (12-1-20)																																																																																																																																																																																																																																																																																																		
C:	1 vs. Oakland (12-1-20)																																																																																																																																																																																																																																																																																																		
Three-Point Attempts																																																																																																																																																																																																																																																																																																			
S:	1 vs. Oakland (12-1-20)																																																																																																																																																																																																																																																																																																		
C:	1, Two Times																																																																																																																																																																																																																																																																																																		
Free Throws Made																																																																																																																																																																																																																																																																																																			
S:	0																																																																																																																																																																																																																																																																																																		
C:	0																																																																																																																																																																																																																																																																																																		
Free Throw Attempts																																																																																																																																																																																																																																																																																																			
S:	0																																																																																																																																																																																																																																																																																																		
C:	0																																																																																																																																																																																																																																																																																																		
Minutes																																																																																																																																																																																																																																																																																																			
S:	3 vs. Oakland (12-1-20)																																																																																																																																																																																																																																																																																																		
C:	4 vs. Central Michigan (12-28-19)																																																																																																																																																																																																																																																																																																		
Points																																																																																																																																																																																																																																																																																																			
S:	0																																																																																																																																																																																																																																																																																																		
C:	0																																																																																																																																																																																																																																																																																																		
Rebounds																																																																																																																																																																																																																																																																																																			
S:	0																																																																																																																																																																																																																																																																																																		
C:	0																																																																																																																																																																																																																																																																																																		
Assists																																																																																																																																																																																																																																																																																																			
S:	0																																																																																																																																																																																																																																																																																																		
C:	0																																																																																																																																																																																																																																																																																																		
Steals																																																																																																																																																																																																																																																																																																			
S:	0																																																																																																																																																																																																																																																																																																		
C:	0																																																																																																																																																																																																																																																																																																		
Blocked Shots																																																																																																																																																																																																																																																																																																			
S:	0																																																																																																																																																																																																																																																																																																		
C:	0																																																																																																																																																																																																																																																																																																		
Field Goals Made																																																																																																																																																																																																																																																																																																			
S:	0																																																																																																																																																																																																																																																																																																		
C:	0																																																																																																																																																																																																																																																																																																		
Field Goal Attempts																																																																																																																																																																																																																																																																																																			
S:	0																																																																																																																																																																																																																																																																																																		
C:	0																																																																																																																																																																																																																																																																																																		
Three-Pointers Made																																																																																																																																																																																																																																																																																																			
S:	0																																																																																																																																																																																																																																																																																																		
C:	0																																																																																																																																																																																																																																																																																																		
Three-Point Attempts																																																																																																																																																																																																																																																																																																			
S:	1 vs. Oakland (12-1-20)																																																																																																																																																																																																																																																																																																		
C:	1 vs. Oakland (12-1-20)																																																																																																																																																																																																																																																																																																		
Free Throws Made																																																																																																																																																																																																																																																																																																			
S:	0																																																																																																																																																																																																																																																																																																		
C:	0																																																																																																																																																																																																																																																																																																		
Free Throw Attempts																																																																																																																																																																																																																																																																																																			
S:	0																																																																																																																																																																																																																																																																																																		
C:	0																																																																																																																																																																																																																																																																																																		
Minutes																																																																																																																																																																																																																																																																																																			
S:	3 vs. Oakland (12-1-20)																																																																																																																																																																																																																																																																																																		
C:	3 vs. Oakland (12-1-20)																																																																																																																																																																																																																																																																																																		
Points																																																																																																																																																																																																																																																																																																			
S:	15 vs. [15] Ohio State (1-19-21)																																																																																																																																																																																																																																																																																																		
C:	15 vs. [15] Ohio State (1-19-21)																																																																																																																																																																																																																																																																																																		
Rebounds																																																																																																																																																																																																																																																																																																			
S:	6 vs. [23] Michigan State (1-8-21)																																																																																																																																																																																																																																																																																																		
C:	6 vs. [23] Michigan State (1-8-21)																																																																																																																																																																																																																																																																																																		
Assists																																																																																																																																																																																																																																																																																																			
S:	5 vs. [7] Michigan (1-22-21)																																																																																																																																																																																																																																																																																																		
C:	5 vs. [7] Michigan (1-22-21)																																																																																																																																																																																																																																																																																																		
Steals																																																																																																																																																																																																																																																																																																			
S:	1, Five Times																																																																																																																																																																																																																																																																																																		
C:	1, Five Times																																																																																																																																																																																																																																																																																																		
Blocked Shots																																																																																																																																																																																																																																																																																																			
S:	1 vs. [14] Rutgers (12-29-20)																																																																																																																																																																																																																																																																																																		
C:	1 vs. [14] Rutgers (12-29-20)																																																																																																																																																																																																																																																																																																		
Field Goals Made																																																																																																																																																																																																																																																																																																			
S:	6 vs. [15] Ohio State (1-19-21)																																																																																																																																																																																																																																																																																																		
C:	6 vs. [15] Ohio State (1-19-21)																																																																																																																																																																																																																																																																																																		
Field Goal Attempts																																																																																																																																																																																																																																																																																																			
S:	14 vs. [7] Michigan (1-22-21)																																																																																																																																																																																																																																																																																																		
C:	14 vs. [7] Michigan (1-22-21)																																																																																																																																																																																																																																																																																																		
Three-Pointers Made																																																																																																																																																																																																																																																																																																			
S:	2, Three Times																																																																																																																																																																																																																																																																																																		
C:	2, Three Times																																																																																																																																																																																																																																																																																																		
Three-Point Attempts																																																																																																																																																																																																																																																																																																			
S:	6 vs. [15] Ohio State (1-19-21)																																																																																																																																																																																																																																																																																																		
C:	6 vs. [15] Ohio State (1-19-21)																																																																																																																																																																																																																																																																																																		
Free Throws Made																																																																																																																																																																																																																																																																																																			
S:	6 vs. [7] Michigan (1-22-21)																																																																																																																																																																																																																																																																																																		
C:	6 vs. [7] Michigan (1-22-21)																																																																																																																																																																																																																																																																																																		
Free Throw Attempts																																																																																																																																																																																																																																																																																																			
S:	7, Two Times																																																																																																																																																																																																																																																																																																		
C:	7, Two Times																																																																																																																																																																																																																																																																																																		
Minutes																																																																																																																																																																																																																																																																																																			
S:	31 vs. [7] Michigan (1-22-21)																																																																																																																																																																																																																																																																																																		
C:	31 vs. [7] Michigan (1-22-21)																																																																																																																																																																																																																																																																																																		
Points																																																																																																																																																																																																																																																																																																			
S:	5 vs. Valparaiso (12-4-20)																																																																																																																																																																																																																																																																																																		
C:	5 vs. Valparaiso (12-4-20)																																																																																																																																																																																																																																																																																																		
Rebounds																																																																																																																																																																																																																																																																																																			
S:	2, Four Times																																																																																																																																																																																																																																																																																																		
C:	2, Four Times																																																																																																																																																																																																																																																																																																		
Assists																																																																																																																																																																																																																																																																																																			
S:	6 vs. Oakland (12-1-20)																																																																																																																																																																																																																																																																																																		
C:	6 vs. Oakland (12-1-20)																																																																																																																																																																																																																																																																																																		
Steals																																																																																																																																																																																																																																																																																																			
S:	1 vs. Oakland (12-1-20)																																																																																																																																																																																																																																																																																																		
C:	1 vs. Oakland (12-1-20)																																																																																																																																																																																																																																																																																																		
Blocked Shots																																																																																																																																																																																																																																																																																																			
S:	0																																																																																																																																																																																																																																																																																																		
C:	0																																																																																																																																																																																																																																																																																																		
Field Goals Made																																																																																																																																																																																																																																																																																																			
S:	2 vs. Valparaiso (12-4-20)																																																																																																																																																																																																																																																																																																		
C:	2 vs. Valparaiso (12-4-20)																																																																																																																																																																																																																																																																																																		
Field Goal Attempts																																																																																																																																																																																																																																																																																																			
S:	5 vs. Valparaiso (12-4-20)																																																																																																																																																																																																																																																																																																		
C:	5 vs. Valparaiso (12-4-20)																																																																																																																																																																																																																																																																																																		
Three-Pointers Made																																																																																																																																																																																																																																																																																																			
S:	1, Three Times																																																																																																																																																																																																																																																																																																		
C:	1, Three Times																																																																																																																																																																																																																																																																																																		
Three-Point Attempts																																																																																																																																																																																																																																																																																																			
S:	4 vs. Valparaiso (12-4-20)																																																																																																																																																																																																																																																																																																		
C:	4 vs. Valparaiso (12-4-20)																																																																																																																																																																																																																																																																																																		
Free Throws Made																																																																																																																																																																																																																																																																																																			
S:	0																																																																																																																																																																																																																																																																																																		
C:	0																																																																																																																																																																																																																																																																																																		
Free Throw Attempts																																																																																																																																																																																																																																																																																																			
S:	0																																																																																																																																																																																																																																																																																																		
C:	0																																																																																																																																																																																																																																																																																																		
Minutes																																																																																																																																																																																																																																																																																																			
S:	25 vs. Clemson (11-26-20)																																																																																																																																																																																																																																																																																																		
C:	25 vs. Clemson (11-26-20)																																																																																																																																																																																																																																																																																																		
<div>#34 CARSON BARRETT</div> <table><tr><td colspan="2">Points</td></tr><tr><td>S:</td><td>0</td></tr><tr><td>C:</td><td>0</td></tr><tr><td colspan="2">Rebounds</td></tr><tr><td>S:</td><td>0</td></tr><tr><td>C:</td><td>0</td></tr><tr><td colspan="2">Assists</td></tr><tr><td>S:</td><td>0</td></tr><tr><td>C:</td><td>0</td></tr><tr><td colspan="2">Steals</td></tr><tr><td>S:</td><td>0</td></tr><tr><td>C:</td><td>0</td></tr><tr><td colspan="2">Blocked Shots</td></tr><tr><td>S:</td><td>0</td></tr><tr><td>C:</td><td>0</td></tr><tr><td colspan="2">Field Goals Made</td></tr><tr><td>S:</td><td>0</td></tr><tr><td>C:</td><td>0</td></tr><tr><td colspan="2">Field Goal Attempts</td></tr><tr><td>S:</td><td>0</td></tr><tr><td>C:</td><td>0</td></tr><tr><td colspan="2">Three-Pointers Made</td></tr><tr><td>S:</td><td>0</td></tr><tr><td>C:</td><td>0</td></tr><tr><td colspan="2">Three-Point Attempts</td></tr><tr><td>S:</td><td>0</td></tr><tr><td>C:</td><td>0</td></tr><tr><td colspan="2">Free Throws Made</td></tr><tr><td>S:</td><td>0</td></tr><tr><td>C:</td><td>0</td></tr><tr><td colspan="2">Free Throw Attempts</td></tr><tr><td>S:</td><td>0</td></tr><tr><td>C:</td><td>0</td></tr><tr><td colspan="2">Minutes</td></tr><tr><td>S:</td><td>0</td></tr><tr><td>C:</td><td>0</td></tr></table>	Points		S:	0	C:	0	Rebounds		S:	0	C:	0	Assists		S:	0	C:	0	Steals		S:	0	C:	0	Blocked Shots		S:	0	C:	0	Field Goals Made		S:	0	C:	0	Field Goal Attempts		S:	0	C:	0	Three-Pointers Made		S:	0	C:	0	Three-Point Attempts		S:	0	C:	0	Free Throws Made		S:	0	C:	0	Free Throw Attempts		S:	0	C:	0	Minutes		S:	0	C:	0	<div>#50 TREVION WILLIAMS</div> <table><tr><td colspan="2">Points</td></tr><tr><td>S:</td><td>30 vs. Indiana State (12-12-20)</td></tr><tr><td>C:</td><td>36 vs. [19] Michigan (1-9-20)</td></tr><tr><td colspan="2">Rebounds</td></tr><tr><td>S:</td><td>14 vs. Oakland (12-1-20)</td></tr><tr><td>C:</td><td>20 vs. [19] Michigan (1-9-20)</td></tr><tr><td colspan="2">Assists</td></tr><tr><td>S:</td><td>8 vs. [20] Ohio State (12-16-20)</td></tr><tr><td>C:</td><td>8 vs. [20] Ohio State (12-16-20)</td></tr><tr><td colspan="2">Steals</td></tr><tr><td>S:</td><td>2 vs. Miami (12-8-20)</td></tr><tr><td>C:</td><td>4 vs. [17] Butler (12-21-19)</td></tr><tr><td colspan="2">Blocked Shots</td></tr><tr><td>S:</td><td>3 vs. [4] Iowa (12-22-20)</td></tr><tr><td>C:</td><td>3 vs. [4] Iowa (12-22-20)</td></tr><tr><td colspan="2">Field Goals Made</td></tr><tr><td>S:</td><td>13 vs. Indiana State (12-12-20)</td></tr><tr><td>C:</td><td>16 vs. [19] Michigan (1-9-20)</td></tr><tr><td colspan="2">Field Goal Attempts</td></tr><tr><td>S:</td><td>19 vs. [7] Michigan (1-22-21)</td></tr><tr><td>C:</td><td>28 vs. [19] Michigan (1-9-20)</td></tr><tr><td colspan="2">Three-Pointers Made</td></tr><tr><td>S:</td><td>0</td></tr><tr><td>C:</td><td>1, Three Times</td></tr><tr><td colspan="2">Three-Point Attempts</td></tr><tr><td>S:</td><td>1 vs. Valparaiso (12-4-20)</td></tr><tr><td>C:</td><td>2 vs. Ohio State (2-15-20)</td></tr><tr><td colspan="2">Free Throws Made</td></tr><tr><td>S:</td><td>8 vs. [23] Michigan State (1-8-21)</td></tr><tr><td>C:</td><td>8 vs. [23] Michigan State (1-8-21)</td></tr><tr><td colspan="2">Free Throw Attempts</td></tr><tr><td>S:</td><td>12 vs. [23] Michigan State (1-8-21)</td></tr><tr><td>C:</td><td>12 vs. [23] Michigan State (1-8-21)</td></tr><tr><td colspan="2">Minutes</td></tr><tr><td>S:</td><td>32 vs. Indiana (1-14-21)</td></tr><tr><td>C:</td><td>44 vs. [19] Michigan (1-9-20)</td></tr></table>	Points		S:	30 vs. Indiana State (12-12-20)	C:	36 vs. [19] Michigan (1-9-20)	Rebounds		S:	14 vs. Oakland (12-1-20)	C:	20 vs. [19] Michigan (1-9-20)	Assists		S:	8 vs. [20] Ohio State (12-16-20)	C:	8 vs. [20] Ohio State (12-16-20)	Steals		S:	2 vs. Miami (12-8-20)	C:	4 vs. [17] Butler (12-21-19)	Blocked Shots		S:	3 vs. [4] Iowa (12-22-20)	C:	3 vs. [4] Iowa (12-22-20)	Field Goals Made		S:	13 vs. Indiana State (12-12-20)	C:	16 vs. [19] Michigan (1-9-20)	Field Goal Attempts		S:	19 vs. [7] Michigan (1-22-21)	C:	28 vs. [19] Michigan (1-9-20)	Three-Pointers Made		S:	0	C:	1, Three Times	Three-Point Attempts		S:	1 vs. Valparaiso (12-4-20)	C:	2 vs. Ohio State (2-15-20)	Free Throws Made		S:	8 vs. [23] Michigan State (1-8-21)	C:	8 vs. [23] Michigan State (1-8-21)	Free Throw Attempts		S:	12 vs. [23] Michigan State (1-8-21)	C:	12 vs. [23] Michigan State (1-8-21)	Minutes		S:	32 vs. Indiana (1-14-21)	C:	44 vs. [19] Michigan (1-9-20)	<div>#55 SASHA STEFANOVIC</div> <table><tr><td colspan="2">Points</td></tr><tr><td>S:</td><td>20 vs. Oakland (12-1-20)</td></tr><tr><td>C:</td><td>23 vs. Central Michigan (12-28-19)</td></tr><tr><td colspan="2">Rebounds</td></tr><tr><td>S:</td><td>6 vs. Penn State (1-17-21)</td></tr><tr><td>C:</td><td>8 vs. [17] Maryland (1-18-20)</td></tr><tr><td colspan="2">Assists</td></tr><tr><td>S:</td><td>7 vs. Oakland (12-1-20)</td></tr><tr><td>C:</td><td>7 vs. Oakland (12-1-20)</td></tr><tr><td colspan="2">Steals</td></tr><tr><td>S:</td><td>2 vs. [15] Ohio State (1-19-21)</td></tr><tr><td>C:</td><td>4 vs. [5] Virginia (12-4-19)</td></tr><tr><td colspan="2">Blocked Shots</td></tr><tr><td>S:</td><td>1 vs. Notre Dame (12-19-20)</td></tr><tr><td>C:</td><td>3 vs. [8] Michigan State (1-12-20)</td></tr><tr><td colspan="2">Field Goals Made</td></tr><tr><td>S:</td><td>6, Two Times</td></tr><tr><td>C:</td><td>8 vs. Central Michigan (12-28-19)</td></tr><tr><td colspan="2">Field Goal Attempts</td></tr><tr><td>S:</td><td>12 vs. Penn State (1-17-21)</td></tr><tr><td>C:</td><td>13 vs. Central Michigan (12-28-19)</td></tr><tr><td colspan="2">Three-Pointers Made</td></tr><tr><td>S:</td><td>6 vs. Oakland (12-1-20)</td></tr><tr><td>C:</td><td>7 vs. Central Michigan (12-28-19)</td></tr><tr><td colspan="2">Three-Point Attempts</td></tr><tr><td>S:</td><td>10 vs. Penn State (1-17-21)</td></tr><tr><td>C:</td><td>10, Three Times</td></tr><tr><td colspan="2">Free Throws Made</td></tr><tr><td>S:</td><td>7 vs. Valparaiso (12-4-20)</td></tr><tr><td>C:</td><td>7 vs. Valparaiso (12-4-20)</td></tr><tr><td colspan="2">Free Throw Attempts</td></tr><tr><td>S:</td><td>9 vs. Valparaiso (12-4-20)</td></tr><tr><td>C:</td><td>9 vs. Valparaiso (12-4-20)</td></tr><tr><td colspan="2">Minutes</td></tr><tr><td>S:</td><td>37 vs. [20] Ohio State (12-16-20)</td></tr><tr><td>C:</td><td>46 vs. Minnesota (1-2-20)</td></tr></table>	Points		S:	20 vs. Oakland (12-1-20)	C:	23 vs. Central Michigan (12-28-19)	Rebounds		S:	6 vs. Penn State (1-17-21)	C:	8 vs. [17] Maryland (1-18-20)	Assists		S:	7 vs. Oakland (12-1-20)	C:	7 vs. Oakland (12-1-20)	Steals		S:	2 vs. [15] Ohio State (1-19-21)	C:	4 vs. [5] Virginia (12-4-19)	Blocked Shots		S:	1 vs. Notre Dame (12-19-20)	C:	3 vs. [8] Michigan State (1-12-20)	Field Goals Made		S:	6, Two Times	C:	8 vs. Central Michigan (12-28-19)	Field Goal Attempts		S:	12 vs. Penn State (1-17-21)	C:	13 vs. Central Michigan (12-28-19)	Three-Pointers Made		S:	6 vs. Oakland (12-1-20)	C:	7 vs. Central Michigan (12-28-19)	Three-Point Attempts		S:	10 vs. Penn State (1-17-21)	C:	10, Three Times	Free Throws Made		S:	7 vs. Valparaiso (12-4-20)	C:	7 vs. Valparaiso (12-4-20)	Free Throw Attempts		S:	9 vs. Valparaiso (12-4-20)	C:	9 vs. Valparaiso (12-4-20)	Minutes		S:	37 vs. [20] Ohio State (12-16-20)	C:	46 vs. Minnesota (1-2-20)																																																																									
Points																																																																																																																																																																																																																																																																																																			
S:	0																																																																																																																																																																																																																																																																																																		
C:	0																																																																																																																																																																																																																																																																																																		
Rebounds																																																																																																																																																																																																																																																																																																			
S:	0																																																																																																																																																																																																																																																																																																		
C:	0																																																																																																																																																																																																																																																																																																		
Assists																																																																																																																																																																																																																																																																																																			
S:	0																																																																																																																																																																																																																																																																																																		
C:	0																																																																																																																																																																																																																																																																																																		
Steals																																																																																																																																																																																																																																																																																																			
S:	0																																																																																																																																																																																																																																																																																																		
C:	0																																																																																																																																																																																																																																																																																																		
Blocked Shots																																																																																																																																																																																																																																																																																																			
S:	0																																																																																																																																																																																																																																																																																																		
C:	0																																																																																																																																																																																																																																																																																																		
Field Goals Made																																																																																																																																																																																																																																																																																																			
S:	0																																																																																																																																																																																																																																																																																																		
C:	0																																																																																																																																																																																																																																																																																																		
Field Goal Attempts																																																																																																																																																																																																																																																																																																			
S:	0																																																																																																																																																																																																																																																																																																		
C:	0																																																																																																																																																																																																																																																																																																		
Three-Pointers Made																																																																																																																																																																																																																																																																																																			
S:	0																																																																																																																																																																																																																																																																																																		
C:	0																																																																																																																																																																																																																																																																																																		
Three-Point Attempts																																																																																																																																																																																																																																																																																																			
S:	0																																																																																																																																																																																																																																																																																																		
C:	0																																																																																																																																																																																																																																																																																																		
Free Throws Made																																																																																																																																																																																																																																																																																																			
S:	0																																																																																																																																																																																																																																																																																																		
C:	0																																																																																																																																																																																																																																																																																																		
Free Throw Attempts																																																																																																																																																																																																																																																																																																			
S:	0																																																																																																																																																																																																																																																																																																		
C:	0																																																																																																																																																																																																																																																																																																		
Minutes																																																																																																																																																																																																																																																																																																			
S:	0																																																																																																																																																																																																																																																																																																		
C:	0																																																																																																																																																																																																																																																																																																		
Points																																																																																																																																																																																																																																																																																																			
S:	30 vs. Indiana State (12-12-20)																																																																																																																																																																																																																																																																																																		
C:	36 vs. [19] Michigan (1-9-20)																																																																																																																																																																																																																																																																																																		
Rebounds																																																																																																																																																																																																																																																																																																			
S:	14 vs. Oakland (12-1-20)																																																																																																																																																																																																																																																																																																		
C:	20 vs. [19] Michigan (1-9-20)																																																																																																																																																																																																																																																																																																		
Assists																																																																																																																																																																																																																																																																																																			
S:	8 vs. [20] Ohio State (12-16-20)																																																																																																																																																																																																																																																																																																		
C:	8 vs. [20] Ohio State (12-16-20)																																																																																																																																																																																																																																																																																																		
Steals																																																																																																																																																																																																																																																																																																			
S:	2 vs. Miami (12-8-20)																																																																																																																																																																																																																																																																																																		
C:	4 vs. [17] Butler (12-21-19)																																																																																																																																																																																																																																																																																																		
Blocked Shots																																																																																																																																																																																																																																																																																																			
S:	3 vs. [4] Iowa (12-22-20)																																																																																																																																																																																																																																																																																																		
C:	3 vs. [4] Iowa (12-22-20)																																																																																																																																																																																																																																																																																																		
Field Goals Made																																																																																																																																																																																																																																																																																																			
S:	13 vs. Indiana State (12-12-20)																																																																																																																																																																																																																																																																																																		
C:	16 vs. [19] Michigan (1-9-20)																																																																																																																																																																																																																																																																																																		
Field Goal Attempts																																																																																																																																																																																																																																																																																																			
S:	19 vs. [7] Michigan (1-22-21)																																																																																																																																																																																																																																																																																																		
C:	28 vs. [19] Michigan (1-9-20)																																																																																																																																																																																																																																																																																																		
Three-Pointers Made																																																																																																																																																																																																																																																																																																			
S:	0																																																																																																																																																																																																																																																																																																		
C:	1, Three Times																																																																																																																																																																																																																																																																																																		
Three-Point Attempts																																																																																																																																																																																																																																																																																																			
S:	1 vs. Valparaiso (12-4-20)																																																																																																																																																																																																																																																																																																		
C:	2 vs. Ohio State (2-15-20)																																																																																																																																																																																																																																																																																																		
Free Throws Made																																																																																																																																																																																																																																																																																																			
S:	8 vs. [23] Michigan State (1-8-21)																																																																																																																																																																																																																																																																																																		
C:	8 vs. [23] Michigan State (1-8-21)																																																																																																																																																																																																																																																																																																		
Free Throw Attempts																																																																																																																																																																																																																																																																																																			
S:	12 vs. [23] Michigan State (1-8-21)																																																																																																																																																																																																																																																																																																		
C:	12 vs. [23] Michigan State (1-8-21)																																																																																																																																																																																																																																																																																																		
Minutes																																																																																																																																																																																																																																																																																																			
S:	32 vs. Indiana (1-14-21)																																																																																																																																																																																																																																																																																																		
C:	44 vs. [19] Michigan (1-9-20)																																																																																																																																																																																																																																																																																																		
Points																																																																																																																																																																																																																																																																																																			
S:	20 vs. Oakland (12-1-20)																																																																																																																																																																																																																																																																																																		
C:	23 vs. Central Michigan (12-28-19)																																																																																																																																																																																																																																																																																																		
Rebounds																																																																																																																																																																																																																																																																																																			
S:	6 vs. Penn State (1-17-21)																																																																																																																																																																																																																																																																																																		
C:	8 vs. [17] Maryland (1-18-20)																																																																																																																																																																																																																																																																																																		
Assists																																																																																																																																																																																																																																																																																																			
S:	7 vs. Oakland (12-1-20)																																																																																																																																																																																																																																																																																																		
C:	7 vs. Oakland (12-1-20)																																																																																																																																																																																																																																																																																																		
Steals																																																																																																																																																																																																																																																																																																			
S:	2 vs. [15] Ohio State (1-19-21)																																																																																																																																																																																																																																																																																																		
C:	4 vs. [5] Virginia (12-4-19)																																																																																																																																																																																																																																																																																																		
Blocked Shots																																																																																																																																																																																																																																																																																																			
S:	1 vs. Notre Dame (12-19-20)																																																																																																																																																																																																																																																																																																		
C:	3 vs. [8] Michigan State (1-12-20)																																																																																																																																																																																																																																																																																																		
Field Goals Made																																																																																																																																																																																																																																																																																																			
S:	6, Two Times																																																																																																																																																																																																																																																																																																		
C:	8 vs. Central Michigan (12-28-19)																																																																																																																																																																																																																																																																																																		
Field Goal Attempts																																																																																																																																																																																																																																																																																																			
S:	12 vs. Penn State (1-17-21)																																																																																																																																																																																																																																																																																																		
C:	13 vs. Central Michigan (12-28-19)																																																																																																																																																																																																																																																																																																		
Three-Pointers Made																																																																																																																																																																																																																																																																																																			
S:	6 vs. Oakland (12-1-20)																																																																																																																																																																																																																																																																																																		
C:	7 vs. Central Michigan (12-28-19)																																																																																																																																																																																																																																																																																																		
Three-Point Attempts																																																																																																																																																																																																																																																																																																			
S:	10 vs. Penn State (1-17-21)																																																																																																																																																																																																																																																																																																		
C:	10, Three Times																																																																																																																																																																																																																																																																																																		
Free Throws Made																																																																																																																																																																																																																																																																																																			
S:	7 vs. Valparaiso (12-4-20)																																																																																																																																																																																																																																																																																																		
C:	7 vs. Valparaiso (12-4-20)																																																																																																																																																																																																																																																																																																		
Free Throw Attempts																																																																																																																																																																																																																																																																																																			
S:	9 vs. Valparaiso (12-4-20)																																																																																																																																																																																																																																																																																																		
C:	9 vs. Valparaiso (12-4-20)																																																																																																																																																																																																																																																																																																		
Minutes																																																																																																																																																																																																																																																																																																			
S:	37 vs. [20] Ohio State (12-16-20)																																																																																																																																																																																																																																																																																																		
C:	46 vs. Minnesota (1-2-20)																																																																																																																																																																																																																																																																																																		

GAME 18 // PURDUE vs. MINNESOTA // JANUARY 30, 2021

	PURDUE BOILERMAKERS										<ul style="list-style-type: none">• Purdue is one of four schools (Gonzaga, Kentucky, Michigan) to make three straight Sweet 16 appearances.• Matt Painter needs one win to tie Illinois' Harry Combes for 8th on the Big Ten's wins list in league games (174).• In two of Purdue's last four wins, the Boilermakers have made game-winning shots in the last five seconds.• Purdue has three comebacks of 11 or more points this year; tied for the 2nd most in school history.• 13 of Purdue's 17 games have been Quad-1 or Quad-2 (8-5 record); the 13 games are the most in America.• Purdue has had four freshmen win Big Ten Freshman of the Week honors – the first time in BIG history that has happened.	
	2020-21 Record: 11-6 (6-4 Big Ten) AP Ranking: RV (11 votes) Streak: Loss-1											
National Rankings: RV / Associated Press RV / Coaches	Scoring Offense: 70.3 Scoring Defense: 66.9 Scoring Margin: +3.4										Field Goal Pct.: .445 Field Goal Pct. Defense: .415 3-Pt. Percentage: .345 Rebound Margin: +6.1 Turnover Margin: -1.8	
2020-21 Record / Conf: 11-6 / 6-4 Big Ten	#0 Mason Gillis R-Fr. Forward										LAST: 3 points, 6 rebs, 2 asts, 1 blk, 1 stl in the loss to Michigan. • Big Ten Freshman of the Week (Dec. 21): 9.0 PPG, 4.5 RPG, 7.7 FGs. • Has made 18-of-25 shots (.720) from inside the 3-point arc this year. • Has just 3 points, 7 rebs, 2 asts in the last two games (39 minutes). • Played in LL World Series as 11-year old in 2012; GW hit to advance to Williamsport.	
	6-6 230 New Castle, Ind. New Castle											
Last Game: Lost to [7] Michigan 70-53 Jan. 22, 2021	GP / GS	PPG	RPG	APG	Blks.	Stls.	FG %	3P %	FT %		CAREER HIGHS P: 12 Two Times R: 9 Notre Dame (12-19-20) A: 3 Miami (12-8-20) M: 31 [14] Rutgers (12-29-20)	
	17 / 12	4.9	3.3	1.2	2	8	.475	.306	.833			
Next Game: Feb. 2, 2021 at Maryland	#1 Aaron Wheeler Jr. Forward										LAST: 2 points, 4 rebs, 1 blk in the loss to Michigan. • Made numerous big plays in the final minute of Purdue's win over OSU. • Shooting 15-of-25 (.600) from inside the 3-point line this season. • Good, efficient effort in opener vs. Liberty (10 pts, 5 rebs, 4 asts, 2-3 3Ps). • Had a strong freshman season (4.7 PPG, 3.0 RPG, 31-85 3Ps).	
	6-9 205 Stamford, Conn. Brewster Academy (N.H.)											
Head Coach: Matt Painter PUR: 348-180 / 16th CAR: 373-185 / 17th	GP / GS	PPG	RPG	APG	Blks.	Stls.	FG %	3P %	FT %		CAREER HIGHS P: 15 [23] Maryland (12-6-18) R: 13 Indiana State (12-12-20) A: 5 Marquette (11-13-19) M: 34 Texas (11-9-19)	
	17 / 5	3.7	4.8	1.3	11	11	.373	.238	3-5			
Assistant Coaches: Brandon Brantley Steve Lutz Micah Shrewsberry Elliot Bloom (DBO)	#2 Eric Hunter Jr. Jr. Guard										LAST: 8 points, 2 asts, 2 stls, 1 reb in the loss to Michigan. • Avg. 10.3 PPG, 2.8 APG, 2.8 RPG in the last 4 games (14-34 FGs, 4-12 3Ps). • Purdue is 15-5 when he leads team in assists; 21-9 when he scores 10+ pts. • In 6 of 13 games, has had at least three TDs (ISU, OSU, Iowa, Md., Ill., PSU). • One of five returning Big Ten players to avg. 10.0 PPG, 3.0 RPG, 2.5 APG last yr.	
	6-4 170 Indianapolis, Ind. Tindley Prep											
2020-21 SCHEDULE	GP / GS	PPG	RPG	APG	Blks.	Stls.	FG %	3P %	FT %		CAREER HIGHS P: 19 [18] Iowa (3-3-20) R: 7 Four Times A: 8 Notre Dame (12-19-20) M: 47 [19] Michigan (1-9-20)	
	13 / 12	10.3	2.6	3.2	0	14	.352	.302	.875			
Opponent	#4 Emmanuel Dowuona So. Center (doo-wanna)										LAST: Has not played yet this season. • Has missed the start of the season due to respiratory issues. • Very athletic player that will provide depth off the bench. • Three of his six career field goals are dunks. • Brother, Ebenezer, is a freshman on N.C. State basketball team.	
	6-10 245 Miami, Fla. Westwood Christian											
Date / Result	GP / GS	PPG	RPG	APG	Blks.	Stls.	FG %	3P %	FT %		CAREER HIGHS P: 4 Chicago State (11-16-19) R: 3 Central Michigan (12-28-19) A: 1 Central Michigan (12-28-19) M: 9 Chicago State (11-16-19)	
vs. Liberty W, 77-64	0 / 0	--	--	--	--	--	--	--	--			
vs. Clemson L, 70-81	#5 Brandon Newman R-Fr. Guard										LAST: 6 points, 1 reb, 1 blk in the loss to Michigan. • Big Ten Freshman of the Week (Jan. 18): 12.5 PPG, 5.5 RPG, 2.0 BPG. • 1-of-2 high-major freshmen to make 25+ 3Ps and shoot 40 % from 3P range. • Had 10 turnovers in first 10 games; has 17 turnovers in last seven games. • Finished 2nd in 2019 Indiana Mr. Basketball voting (Trayce Jackson-Davis).	
Oakland W, 93-50	6-5 195 Valparaiso, Ind. Valparaiso											
Valparaiso W, 68-61	GP / GS	PPG	RPG	APG	Blks.	Stls.	FG %	3P %	FT %		CAREER HIGHS P: 21 Oakland (12-1-20) R: 8 [4] Iowa (12-22-20) A: 4 Notre Dame (12-19-20) M: 37 Clemson (11-26-20)	
at Miami L, 54-58	17 / 17	8.9	3.4	1.6	9	13	.415	.403	.950			
Indiana State W, 80-68	#11 Isaiah Thompson So. Guard										LAST: 4 points, 2 rebs in the loss to Michigan. • Over last 31 games dating to last year, is 34-of-85 (.400) from long range. • Is 8-of-17 (.471) from 3P range in last 10 games; was 0-of-7 in prev. 3 games. • Finished last year 8th on the Purdue 3PM list by freshmen (36). • Brother, P.J., is a grad asst. at Purdue; 3-year starter from 2016-18 at Purdue.	
[20] Ohio State W, 67-60	6-1 160 Zionsville, Ind. Zionsville											
vs. Notre Dame L, 55-70	GP / GS	PPG	RPG	APG	Blks.	Stls.	FG %	3P %	FT %		CAREER HIGHS P: 17 Two Times R: 4 Two Times A: 6 Oakland (12-1-20) M: 40 [19] Michigan (1-9-20)	
at [4] Iowa W, 73-70	17 / 5	4.9	1.5	1.3	0	4	.448	.405	.727			
Maryland L, 76-81	#14 Jared Wulbrun So. Guard										LAST: Did not play in the loss to Michigan. • Made 2nd career 3-pointer (at Purdue) in the win over Oakland. • A strong shooter, Wulbrun is a walk-on transfer from Cal Lutheran. • As a freshman at Cal Lutheran, avg. 6.6 PPG with 43 3-pointers. • Father, Jeff, is the associate head coach at Stanford University.	
at [14] Rutgers L, 76-81	5-10 185 Stanford, Calif. Palo Alto Cal Lutheran											
at [15] Illinois L, 58-66	GP / GS	PPG	RPG	APG	Blks.	Stls.	FG %	3P %	FT %		CAREER HIGHS P: 19 Redlands (2-13-19) R: 4 Two Times A: 5 UC Santa Cruz (1-26-19) M: 36 Redlands (1-9-19)	
Nebraska POSTPONED	1 / 0	3.0	0.0	1.0	0	0	1-1	1-1	0-0			
at [23] Michigan State W, 55-54	#15 Zach Edey Fr. Center (e-Dee)										LAST: 4 points, 8 rebs, 3 blks, 1 stl in the loss to Michigan. • Big Ten Co-Freshman of the Week (Nov.30): 18.0 PPG, 6.5 RPG, 15-18 FGs. • Has 19 points, 19 rebounds, 6 blocks in 54 mins. in last 3 games (6-12 FGs). • First 7 games, had 23 fouls 6 20 TDs; last 10 games, has 18 fouls 6 7 TDs. • Played hockey & baseball in Canada, before learning to play BB about 3 yrs. ago.	
at Indiana W, 81-69	7-4 285 Toronto, Canada IMG Academy (Fla.)											
Penn State W, 80-72	GP / GS	PPG	RPG	APG	Blks.	Stls.	FG %	3P %	FT %		CAREER HIGHS P: 19 Liberty (11-25-20) R: 8 Clemson (11-26-20) B: 3 Two Times M: 21 Clemson (11-26-20)	
at [15] Ohio State W, 67-65	17 / 2	7.9	4.2	0.2	18	3	.576	0-0	.692			
[7] Michigan L, 53-70	#21 Matt Frost So. Forward										LAST: Did not play in the loss to Michigan. • Made his first career 3-pointer in the win over Oakland. • Avg. 14.2 PPG, 6.2 RPG and 1.9 APG as a senior at Columbus East. • The Republic Boys Basketball Player of the Year; first-team all-conference. • Family includes 11 Purdue alums, including brother Kyle – current student.	
[21] Minnesota J30	6-5 200 Columbus, Ind. Columbus East											
at Maryland F2	GP / GS	PPG	RPG	APG	Blks.	Stls.	FG %	3P %	FT %		CAREER HIGHS P: 3 Oakland (12-1-20) R: 1 [18] Michigan St. (1-12-20) A: 1 Oakland (12-1-20) M: 4 Central Michigan (12-28-19)	
Northwestern F6	1 / 0	3.0	0.0	1.0	0	0	1-1	1-1	0-0			
at Minnesota F11	#22 Chase Martin Fr. Guard										LAST: Did not play in the loss to Michigan. • Saw first career action in the win over Oakland. • Named All-Conference and All-District as a senior at Tolton. • Was class valedictorian at Tolton. • Father, Cuozzo, is the head coach at Missouri; former teammate of Painter.	
Michigan State F16	6-3 195 Columbia, Mo. Tolton											
at Nebraska F20	GP / GS	PPG	RPG	APG	Blks.	Stls.	FG %	3P %	FT %		CAREER HIGHS P: 0 R: 0 A: 0 M: 3 Oakland (12-1-20)	
at Penn State F26	1 / 0	0.0	0.0	0.0	0	0	0-1	0-1	--			
Wisconsin M2	#23 Jaden Ivey Fr. Guard (jay-den Ivy)										LAST: 12 points, 5 rebs, 5 asts, 1 stl in the loss to Michigan. • Big Ten Freshman of the Week (Jan. 25): 13.5 PPG, 4.5 RPG, 3.5 APG. • Avg. 11.5 PPG, 3.5 RPG, 2.5 APG in last 4 games; 23.0 MPG. • Hit GW 3-pointer vs. Ohio State with 5 secs. left; 8 pts. in final 3 1/2 mins. • Mother, Niele, is the WBB coach at Notre Dame; asst. with Grizzlies for a yr.	
Indiana M6	6-4 200 South Bend, Ind. La Lumiere Prep											
Big Ten Tournament M10-14	GP / GS	PPG	RPG	APG	Blks.	Stls.	FG %	3P %	FT %		CAREER HIGHS P: 15 [15] Ohio State (1-19-21) R: 6 [23] Michigan State (1-8-21) A: 5 [7] Michigan (1-22-21) M: 31 [7] Michigan (1-22-21)	
NCAA Tournament TBA	12 / 0	7.9	2.8	1.6	1	5	.367	.184	.600			
MEDIA Web: PurdueSports.com Twitter: @BoilerBall / @PurdueMBBStats Contact: Chris Forman Email: cforman@purdue.edu Office: 765-494-3201 Cell: 413-687-4590 Twitter: @Forman	#25 Ethan Morton Fr. Guard										LAST: 1 rebound in the loss to Michigan. • Had 11 TDs in first six games; 1 TD in his last 11 games (71 mins). • Getting back in shape from mono; hit a 3-pt. w/ Purdue up 54-51 vs. IU. • Named Pennsylvania Gatorade POY and Mr. Basketball following SR year. • Active w/ USA Basketball; helped U18 3-on-3 team to World title (2019).	
	6-6 215 Butler, Pa. Butler											
	GP / GS	PPG	RPG	APG	Blks.	Stls.	FG %	3P %	FT %		CAREER HIGHS P: 5 Valparaiso (12-4-20) R: 2 Two Times A: 6 Oakland (12-1-20) M: 25 Clemson (11-25-20)	
	17 / 0	0.6	0.8	1.0	1	1	4-19	.231	0-0			
	#34 Carson Barrett Fr. Forward										LAST: Has not played yet this season. • Led Lafayette CC to Hoosier Conf. title as SR; 18.1 PPG, 10.2 RPG, 6.5 APG. • Finished career as Central Catholic's all-time leader in PTS and ASTS. • Excelled on the baseball diamond as well (3-yr. starter; .368 BA). • Father, Dave, was HS head coach; Played at Purdue from 1988-91.	
	6-5 215 Lafayette, Ind. Lafayette Central Catholic											
	GP / GS	PPG	RPG	APG	Blks.	Stls.	FG %	3P %	FT %		CAREER HIGHS P: 0 R: 0 A: 0 M: 0	
	0 / 0	--	--	--	--	--	--	--	--			
	#50 Trevion Williams So. Forward (tray-vee-on)										LAST: 14 points, 11 rebs, 2 asts, 1 stl in the loss to Michigan • Big Ten Co-Player of the Week (Jan. 18): 17.5 PPG, 10.5 RPG. • Avg. 17.5 PPG, 9.3 RPG, 2.2 APG in last 12 games (91-162 FGs; 562 FG %). • On pace to become 5th player in last 30 years to avg. 16, 9 & 2 in Big Ten play. • Has played just 35:30 in the first half in the last 4 games.	
	6-10 265 Chicago, Ill. Henry Ford (Mich.)											
	GP / GS	PPG	RPG	APG	Blks.	Stls.	FG %	3P %	FT %		CAREER HIGHS P: 36 [19] Michigan (1-9-20) R: 20 [19] Michigan (1-9-20) A: 8 [20] Ohio State (12-16-16) M: 44 [19] Michigan (1-9-20)	
	17 / 15	15.3	9.6	2.2	9	10	.521	0-3	.479			
	#55 Sasha Stefanovic So. Guard (steph-On-uh-vitch)										LAST: Did not play in the loss to Michigan [CoVID-19]. • Avg. 15.0 PPG, 5.0 RPG, 1.5 SPG in last two games (10-21 FGs, 4-15 3Ps). • Made a game-tying 3-pointer with 52 seconds left vs. Ohio State. • Made a 3-pointer in 17 straight games in games he's played dating to last yr. • Father, Lou, was selected by Seattle in the 1985 NBA Draft (5th round).	
	6-5 200 Crown Point, Ind. Crown Point											
	GP / GS	PPG	RPG	APG	Blks.	Stls.	FG %	3P %	FT %			
	16 / 16	11.1	3.2	2.4	1	9	.460	.456	.800			

PURDUESPORTS.COM | @BoilerBall