

# PURDUE BOILERMAKERS

## 2021-22 BASKETBALL GAME NOTES

MBB Contact: Chris Forman ►► Email: cforman@purdue.edu ►► Office: 765.494.3201 ►► Cell: 413.687.4590 ►► Address: 900 John Wooden Drive, West Lafayette, IN 47907

### GAME 13 // PURDUE WRAPS UP NON-CONFERENCE PLAY AGAINST FIRST-TIME OPPONENT



[3 / 3] PURDUE (11-1 / 1-1 BIG TEN) vs. NICHOLLS (8-5 / 0-0 SOUTHLAND)

Wednesday, December 29, 2021 • 5 p.m. ET • West Lafayette, Ind. • Mackey Arena (14,804 / SOLD OUT)

TELEVISION: BTN (Kevin Kugler, Robbie Hummel) | Satellite Radio (SIRIUS 158, XM 195, SXM App 957)

RADIO: 22 stations on the Purdue Radio Network and on Varsity Sports Network (online); Rob Blackman and Bobby Riddell.

LIVE STATS: PurdueStats.com // SOCIAL MEDIA: @BoilerBall on Twitter, Instagram and Facebook

	<b>Record</b> 11-1 <b>Big Ten</b> 1-1 <b>Home</b> 7-0 <b>Away</b> 0-1 <b>Neutral</b> 4-0 <b>Streak</b> Win-3 <b>AP / Coaches</b> 3 / 3 <b>NET / KenPom</b> 6 / 3	vs.	<b>Record</b> 8-5 <b>Southland</b> 0-0 <b>Home</b> 5-0 <b>Away</b> 2-4 <b>Neutral</b> 1-1 <b>Streak</b> Win-1 <b>AP / Coaches</b> -- / -- <b>NET / KenPom</b> 124 / 222	
---	---	-----	--	--

THE SERIES: First Meeting // LAST MEETING: N / A // STREAK: N / A

#### MATT PAINTER

17th season at Purdue (366-185)

18th season overall (391-190)

#### THE HEAD COACHES

Record at School

Career Record

#### AUSTIN CLAUNCH

4th season at Nicholls (61-39)

4th season overall (61-39)

#### THE OPENING TIP

- The No. 3-ranked Purdue Boilermakers look to end the 2021 calendar year in style when Nicholls visits Mackey Arena for the final non-conference game of the season. Purdue is 10-0 in non-conference action and are looking for an unbeaten conference mark for just the fourth time in school history. A win would give Purdue a 23-7 mark in the 2021 calendar year, the fewest calendar-year losses of the Painter era (done twice).
- Purdue enters the contest with an 11-1 record while Nicholls is 8-5, having won four of its last six games after a 4-3 start.
- The contest will be televised on the Big Ten Network with **Kevin Kugler** and **Robbie Hummel** on the call. On the radio waves, **Rob Blackman** and **Bobby Riddell** will be courtside on the 22-station Purdue Radio Network and online on the Varsity Sports Network (app). Live stats will be provided on StatBroadcast.com and updates will be provided on Purdue's official Twitter account (@BoilerBall).

#### THE NOTES TO KNOW

- 1) Purdue is 11-1 for just the fourth time under head coach **Matt Painter**, also reaching 11-1 (or better) in 2015-16 (13-1), 2010-11 (15-1) and 2009-10 (14-1). It marks Purdue's eighth start of 11-1 or better since the 1982-83 season.
- 2) A win over Nicholls would give Purdue just its fourth season of being unbeaten in non-conference play since the 1939-40 campaign. Purdue went unbeaten in non-conference play in 2009-10 (12-0), 1993-94 (12-0) and 1992-93 (9-0).
- 3) Purdue is ranked No. 3 in the AP Top 25 poll this week, the sixth straight week it has been ranked in the top 3. It marks the longest active streak in America and ties for the longest streak in Purdue history.
- 4) Purdue owns four wins against the KenPom top 40, the most in the country. Ohio State and Gonzaga are second with three wins.
- 5) Since the start of the 2014-15 season, Purdue is 19-6 at Mackey Arena against nationally-ranked teams.
- 6) **Trevion Williams'** stat line of 22 points, 12 rebounds, 9 assists, 4 blocks and 2 steals vs. North Carolina State makes him the only player in America in the last 15 years to reach those marks in a single game.
- 7) Purdue has outscored its opponents by 91 points at the free throw line, the second-best total in the country (Weber State +106). Purdue has made 194 free throws this year, while opponents have shot just 147.
- 8) Purdue has scored at least 40 points in 14 of the 24 halves played this year. It has shot at least 50.0 percent from the field in 15 halves.
- 9) **Matt Painter** needs five wins to tie **Ward "Piggy" Lambert** (371) for second place on the Purdue career victories list.

#### 2021-22 PURDUE ROSTER (► denotes probable starter)

No.	Name	Yr.	Pos.	Ht.	Wt.	Hometown	GP / GS	PPG	RPG	APG	Other
0	Mason Gillis	So.	F	6-6	230	New Castle, Ind.	8 / 0	6.1	3.0	0.5	15-15 FTs
1	Brian Waddell	Fr.	F	6-7	180	Carmel, Ind.	0 / 0	—	—	—	— REDSHIRTING 2021-22 SEASON —
2	Eric Hunter Jr.	Sr.	G	6-4	175	Indianapolis, Ind.	12 / 1	3.3	1.4	1.6	
3	► Caleb Furst	Fr.	C	6-10	230	Fort Wayne, Ind.	12 / 12	6.2	5.8	0.7	BIG FOW (N22)
4	Trey Kaufman-Renn	Fr.	F	6-9	225	Sellersburg, Ind.	0 / 0	—	—	—	— REDSHIRTING 2021-22 SEASON —
5	Brandon Newman	So.	G	6-5	200	Valparaiso, Ind.	12 / 0	7.0	2.3	0.8	16-18 FTs
11	► Isaiah Thompson	Jr.	G	6-1	160	Zionsville, Ind.	12 / 11	5.9	1.1	1.4	18-35 3Ps
14	Jared Wulbrun	Sr.	G	5-10	180	Stanford, Calif.	5 / 0	0.3	0.2	0.0	
15	► Zach Edey	So.	C	7-4	295	Toronto, Ontario	12 / 12	14.4	7.5	1.4(b)	71.6 FG %
21	Matt Frost	Jr.	F	6-5	200	Columbus, Ind.	5 / 0	0.7	0.5	0.0	
22	Chase Martin	So.	G	6-3	180	Columbia, Mo.	5 / 0	0.3	0.2	0.2	
23	► Jaden Ivey	So.	G	6-4	195	South Bend, Ind.	12 / 12	16.5	5.3	3.3	52.6 FG %
25	Ethan Morton	So.	G	6-6	215	Butler, Pa.	12 / 0	2.7	1.6	2.0	4.00 A/T0
34	Carson Barrett	So.	G	6-5	215	Lafayette, Ind.	5 / 0	0.3	0.7	0.0	
50	Trevion Williams	Sr.	F	6-10	255	Chicago, Ill.	12 / 0	13.7	8.9	2.8	2X BIG POW
55	► Sasha Stefanovic	Sr.	G	6-5	205	Crown Point, Ind.	12 / 12	11.3	2.3	3.9	43.7 3P %

#### 2021-22 PURDUE SCHEDULE

Date	P / O	Rank	Opponent	TV	Time/Result
N9	7 / --		Bellarmine	BTN+	W, 96-67
N12	7 / --		Indiana State	BTN	W, 92-67
N16	6 / --		Wright State	BTN	W, 96-52
N20	2	6 / 18	vs. North Carolina	ESPNNews	W, 93-84
N21	2	6 / 5	vs. Villanova	ABC	W, 80-74
N26	3 / --		Omaha	BTN+	W, 97-40
N30	3	2 / --	Florida State	ESPN	W, 93-65
D3	* 2 / RV		Iowa	BTN	W, 77-70
D9	* 1 / --		at Rutgers	BTN	L, 68-70
D12	4	1 / --	vs. North Carolina State	BTN	W, 82-72
D18	5	3 / --	vs. Butler	FOX	W, 77-48
D20	3 / --		Incarnate Word	BTN	W, 79-59
D29	3 / --		Nicholls	BTN	5 p.m.
J3	* -- / 24		Wisconsin	BTN	7 p.m.
J8	* -- / --		at Penn State	BTN	Noon
J11	* -- / RV		at Michigan	ESPN / ESPN2	9 p.m.
J14	* -- / --		Nebraska	FS1	6:30 p.m.
J17	* -- / RV		at Illinois	FOX	Noon
J20	* -- / --		at Indiana	FS1	7 p.m.
J23	* -- / --		Northwestern	BTN	1 p.m.
J27	* -- / RV		at Iowa	FS1	9 p.m.
J30	* -- / 13		Ohio State	CBS	Noon
F2	* -- / RV		at Minnesota	BTN	7 p.m.
F5	* -- / RV		Michigan	FOX	2:30 p.m.
F10	* -- / RV		Illinois	ESPN / ESPN2	9 p.m.
F13	* -- / --		Maryland	CBS	1 p.m.
F16	* -- / --		at Northwestern	BTN	9 p.m.
F20	* -- / --		Rutgers	FS1	5:30 p.m.
F26	* -- / 10		at Michigan State	ESPN / ESPN2	TBA
M1	* -- / 24		at Wisconsin	ESPN / ESPN2	9 p.m.
M5	* -- / --		Indiana	ESPN / ESPN2	TBA
M9	6	-- / --	Big Ten First Round	BTN	TBA
M10	6	-- / --	Big Ten Second Round	BTN	TBA
M11	6	-- / --	Big Ten Quarterfinals	BTN	TBA
M12	6	-- / --	Big Ten Semifinals	CBS	TBA
M13	6	-- / --	Big Ten Championship	CBS	3:30 p.m.
TBA	7	-- / --	NCAA Tournament		TBA

\* Home games played at Mackey Arena in bold.

\* All times Eastern and subject to change.

- 1 Denotes Big Ten Conference Game
- 2 Denotes exhibition game (West Lafayette, Ind.)
- 3 Denotes Hall of Fame Tip-off Classic (Uncasville, Conn.)
- 4 Denotes ACC / Big Ten Challenge (West Lafayette, Ind.)
- 5 Denotes Hall of Fame Invitational (Brooklyn, N.Y.)
- 6 Denotes Crossroads Classic (Indianapolis, Ind.)
- 7 Denotes Big Ten Tournament (Indianapolis, Ind.)
- 8 Denotes NCAA Tournament (TBA)

#### INSIDE THE NUMBERS (Through Dec. 27, 2021)

PURDUE				NICHOLLS	
NCAA Rk.	Stats	Category	Stats	NCAA Rk.	
5	85.8	Scoring Offense	79.5	45	
81	64.0	Scoring Defense	68.2	173	
7	+21.8	Scoring Margin	+11.3	67	
4	.511	FG Percentage	.472	62	
62	.394	FG Pct. Defense	.413	133	
7	.404	3-Point Percentage	.350	117	
32	9.8	3-Pointers / Game	9.1	64	
87	.738	Free Throw Percentage	.600	346	
2	+15.3	Rebound Margin	+4.5	90	
11	17.9	Assists	14.3	121	
129	12.6	Turnovers	12.5	127	
33	1.42	Assist / TO Ratio	1.14	111	
272	-1.50	Turnover Margin	+3.31	52	

#BOILERUP | @BOILERBALL | PURDUESPORTS.COM

GAME 13 // [3] PURDUE vs. NICHOLLS // DECEMBER 29, 2021

MEDIA AVAILABILITY (all times Eastern; contact Chris Forman for more information)																											
Wednesday December 29				Thursday December 30				Friday December 31				Saturday January 1				Sunday January 2				Monday January 3				Friday December 24			
► <b>GAMEDAY</b> • Nicholls State • BTN • West Lafayette, Ind. • Mackey Arena • 5 p.m. ET				• No availability				• No availability				• No availability				• Coach Painter (2 p.m.) • Student-Athletes (2 p.m.)				► <b>GAMEDAY</b> • Wisconsin • BTN • West Lafayette, Ind. • Mackey Arena • 7 p.m. ET				• Painter Radio Show (6 p.m.)			
PURDUE IN THE NATIONAL POLLS																											
	PRE.	N15	N22	N29	D6	D13	D20	D27	J3	J10	J17	J24	J31	F7	F14	F21	F28	M7	M14	Final							
AP	7	6	3	2	1	3	3														► Purdue has been ranked in the preseason poll in 6 of last 7 years.						
USA Today	7	7	4	2	1	4	3														► Purdue has been ranked in 10 straight weeks, dating to last year.						
► <b>Last time unranked:</b> Feb. 22, 2021.																											
THE SERIES WITH THE COLONELS													► <b>LONGEST STREAK PURDUE RANKED IN TOP 25</b>														
• Wednesday's contest marks the first meeting between Purdue and Nicholls, a member of the Southland Conference. Purdue will be playing consecutive members of the Southland Conference after defeating Incarnate Word, 79-59, on Dec. 20, in Mackey Arena.													<b>No.</b> <b>Date</b>														
• Purdue is 9-0 all-time against current members of the Southland Conference, winning by an average margin of 22.0 points per game.													64      Feb. 4, 2008 to March 14, 2011														
• Purdue is 13-1 against teams from the state of Louisiana, last playing a team from the Bayou in Nov. 2016, a 109-65 victory over McNeese State.													41      Nov. 2, 2015 to Nov. 20, 2017														
► <b>SERIES FACTS VS. NICHOLLS</b>													34      Nov. 4, 1997 to Feb. 22, 1999														
<b>Overall</b>								0-0								34      Nov. 30, 1992 to March 14, 1994											
<b>Painter vs. Nicholls</b>								0-0								33      Nov. 15, 1986 to March 14, 1988											
<b>Claunch vs. Purdue</b>								0-0								20      Feb. 12, 1979 to March 3, 1980											
<b>Purdue All-Time Record</b>								1,866-1,046								19      Dec. 4, 2017 to Nov. 26, 2018											
<b>Purdue at Mackey Arena</b>								666-145								12      Nov. 16, 1968 to Dec. 29, 1969											
<b>Purdue vs. the Big Ten (Reg.-Season)</b>								992-683								<b>11      March 1, 2021 to present</b>											
<b>Matt Painter vs. the Big Ten (All Games)</b>								192-124																			
<b>Purdue vs. State of Louisiana</b>								13-1																			
<b>Painter vs. State of Louisiana</b>								2-0																			
► ON DECEMBER 29 (26-10) / PAINTER ERA (5-1)																											
Date	P / O	Opponent		Result		Score																					
12-29-07	- / -	Florida International		W		59-44																					
12-29-09	4 / -	at Iowa		W		67-56																					
12-29-12	- / -	William & Mary		W		73-66																					
12-29-15	14 / -	at Wisconsin		W		61-55																					
12-29-18	- / -	Belmont		W		73-62																					
12-28-20	- / 14	at Rutgers		L		76-81																					
COMING OUT OF THE BREAK																											
• Purdue owns a 13-3 record under <b>Matt Painter</b> in the Boilermakers' first game back from the Holiday Break.																											
► FIRST GAME BACK FROM THE HOLIDAY BREAK																											
Date	P / O	Site		Res.		Score																					
12-28-05	- / -	Tennessee-Martin		W		62-54																					
12-28-06	- / -	at Indiana State		L		70-89																					
12-29-07	- / -	Florida International		W		59-44																					
12-28-08	10 / -	Valparaiso		W		59-45																					
12-29-09	4 / -	at Iowa		W		67-56																					
12-28-10	12 / -	at Michigan		W		80-57																					
12-28-11	- / -	at Iowa		W		79-76																					
12-29-12	- / -	William & Mary		W		73-66																					
12-31-13	- / 3	Ohio State		L		69-78																					
12-31-14	- / -	Minnesota		W		72-68																					
12-29-15	14 / -	at Wisconsin		W		61-55																					
12-28-16	15 / -	Iowa		W		89-67																					
12-30-17	14 / -	Lipscomb		W		98-66																					
12-29-18	- / -	Belmont		W		73-62																					
12-28-20	- / -	Central Michigan		W		97-62																					
12-29-20	- / 14	at Rutgers		L		76-81																					
MAKING HISTORY																											
• After 379 weeks in the AP Top 25 poll, Purdue finally ascended to the top spot on Dec. 6, being voted No. 1 unanimously by the 61 Associated Press voters.																											
• The 379 appearances in the AP poll were the second most by any team without a No. 1 appearance (Maryland - 423).																											
• The Boilermakers became the first team in at least the last 30 years to be a unanimous selection for No. 1, in its first appearance as the top-ranked team.													► <b>LONGEST STREAK PURDUE RANKED IN TOP 25</b>														
► <b>IVEYS ENJOYS FIRST TIME AT NO. 1</b>													<b>No.</b> <b>Date</b>														
• <b>Niele Ivey</b> has long been <b>Jaden Ivey's</b> No. 1 fan, and now the mother-son duo has made history at their respective institutions.													64      Feb. 4, 2008 to March 14, 2011														
• Notre Dame women's basketball earned their first No. 1 ranking in school history on Jan. 22, 2001, when <b>Niele Ivey</b> was a senior at Notre Dame, eventually leading the Irish to the 2001 national title.													41      Nov. 2, 2015 to Nov. 20, 2017														
• <b>Jaden Ivey</b> helped Purdue men's basketball to its first No. 1 ranking in school history on Dec. 6, 2021.													34      Nov. 4, 1997 to Feb. 22, 1999														
TOP 3 STREAKS													34      Nov. 30, 1992 to March 14, 1994														
• With its No. 3 AP Top 25 ranking on Monday, Purdue has been ranked in the top 3 in six straight polls – the longest-active stretch of a team ranked in the top 3.													33      Nov. 15, 1986 to March 14, 1988														
• The six-week stretch of being ranked in the top 3 is tied for the longest stretch of being ranked in the AP Top 3 in school history.													20      Feb. 12, 1979 to March 3, 1980														
► <b>LONGEST STREAKS OF BEING RANKED TOP 3 (AP POLL)</b>													19      Dec. 4, 2017 to Nov. 26, 2018														
Weeks	Dates												12      Nov. 16, 1968 to Dec. 29, 1969														
6	Nov. 22 to Dec. 27, 2021												<b>11      March 1, 2021 to present</b>														
6	Feb. 8 to March 14, 1988																										
4	Jan. 15 to Feb. 5, 2018																										
4	Dec. 8 to Dec. 29, 1987																										
POLL POSITION																											
• Since the start of the 2015-16 season, Purdue has been ranked in 82 of 122 of the Associated Press Top 25 polls. The total is the 11th most in the country.																											
• Purdue has been ranked in one poll in every season for seven consecutive years, the second-longest streak in school history (eight; 1968-75).																											
► WEEKS RANKED IN TOP-25 POLLS (122 polls; since 2015-16)																											
No.	Team												Streak														
121	Kansas												13														
116	Villanova												48														
111	Duke												8														
109	Gonzaga												103														
105	Virginia												—														
103	Kentucky												8														
91	Michigan State												5														
90	North Carolina												—														
87	Baylor												45														
85	West Virginia												—														
82	Purdue												11														
► LONGEST ACTIVE STREAKS IN AP TOP 25 POLL																											
No.	Team																										
103	Gonzaga																										
48	Villanova																										
45	Baylor																										
34	Houston																										
25	Texas																										
17	Alabama																										
13	Kansas																										
11	Purdue																										
3... IS THE MAGIC NUMBER																											
• The Boilermakers are ranked No. 3 in the AP Top 25 poll for the 27th week all-time and the 12th week under Painter.																											
• Purdue is 19-7 all-time when ranked No. 3, including 10-3 under Painter.																											
► PAINTER ERA WHEN RANKED NO. 3																											
Date	PU / Opp	Opponent		Res.		Score																					
2-24-10	3 / -	at Minnesota		W		59-58																					
2-28-10	3 / 14	Michigan State		L		44-53																					
1-16-18	3 / -	Wisconsin		W		78-50																					
1-20-18	3 / -	at Iowa		W		87-64																					
1-25-18	3 / 25	Michigan		W		92-88																					
1-28-18	3 / -	at Indiana		W		74-67																					
1-31-18	3 / -	Maryland		W		75-67																					
2-3-18	3 / -	at Rutgers		W		78-76																					
2-7-18	3 / 14	Ohio State		L		63-64																					
2-10-18	3 / 4	at Michigan State		L		65-68																					
11-26-21	3 / -	Omaha		W		97-40																					
12-18-21	3 / -	vs. Butler		W		77-48																					
12-20-21	3 / -	Incarnate Word		W		79-59																					
HOME-COURT ADVANTAGE																											
• Over its last 102 games at Mackey Arena, Purdue is 92-10.																											
• Purdue has won 12 straight games at Mackey Arena.																											
• Purdue has won 13 straight games at Mackey Arena against non-conference opposition.																											
• With the Paint Crew in attendance, Purdue is 78-8 at Mackey Arena since the 2014-15 season.																											
UNDEFEATED DURING THE NON-CONFERENCE SCHEDULE																											
• A win over Nicholls would give Purdue just its fourth undefeated record against non-conference opposition (since 1939-40), and the first such season since 2009-10.																											
► UNDEFEATED, NON-CONFERENCE RECORDS																											
Year	Non-Con		Final		Postseason																						
2009-10	12-0		29-6		L - Sweet 16																						
1993-94	12-0		29-5		L - Elite 8																						
1992-93	9-0		18-10		L - NCAA 1st																						
COUPLE QUICK NOTES ON THE OFFENSE																											
• Purdue is one of three teams (Purdue, Kansas, Houston) to average at least 1.00 points / possession in every game played this season.																											
• Purdue has scored at least 80 points in 8-of-12 games this season. Last year, it scored 80 points in just 6-of-28 games.																											
PURDUESPORTS.COM   @BOILERBALL																											

**ELITE SHOOTING AT ALL LEVELS**

- Purdue is one of five teams nationally to shoot over 50.0 percent from the field, 40.0 percent from 3-point range and 70.0 percent from the free throw line.
- Over the course of an entire season, no team has shot 50-40-75 since South Dakota State during the 2018-19 season and just five teams have done that since the 2010-11 campaign. No high-major team has done it since Villanova during the 2017-18 season.

**► 50, 40, 70 CLUB**

Team	FG %	3P %	FT %
Colorado State	.530	.433	.813
<b>Purdue</b>	<b>.511</b>	<b>.404</b>	<b>.738</b>
South Dakota State	.506	.440	.740
Loyola, Illinois	.508	.423	.709
Davidson	.500	.424	.767

**MACKEY IS A HOUSE OF HORRORS FOR OPPONENTS**

- Don't tell us Mackey Arena isn't one of the best home-court advantages in the country.
- Scoring Margin: +30.0 (Purdue 90.0, Opponents 60.0).
- Field Goal Percentages: Purdue .516, Opponents .370
- 3-Point Percentages: Purdue .424, Opponents .283
- Points at Free Throw Line: Purdue 127, Opponents 53
- Rebound Margin: +20.2 (Purdue 45.3, Opponents 25.1)
- Blocked Shots: Purdue 31, Opponents 6

**THE RUN TRACKER**

- Purdue has had big runs already this year, having 17 runs of 10-0 or greater already this year, compared to three for opponents.

**► RUN TRACKER**

Run	Purdue	Opponent
7-0	6	5
8-0	5	5
9-0	4	1
10-0	8	1
11-0	3	1
12-0	1	1
14-0	2	
16-0	1	
18-0	1	
29-0	1	
<b>TOTALS</b>	<b>32</b>	<b>14</b>

**THE DIFFERENCE IN SHOOTING**

- Thanks for Purdue's offensive efficiency, the Boilermakers rank high in field goal percentage difference and 3-point percentage difference against their opponents.

**► FIELD GOAL PERCENTAGE DIFFERENCE (8TH)**

Team	FG %	Opp. FG %	Diff.
Gonzaga	.524	.378	+146
Indiana	.490	.350	+140
USC	.488	.352	+136
Rhode Island	.495	.365	+130
Arizona	.494	.364	+130
Oklahoma	.510	.384	+126
LSU	.462	.338	+124
<b>Purdue</b>	<b>.511</b>	<b>.394</b>	<b>+117</b>
Colorado State	.530	.414	+116

**► 3-POINT FIELD GOAL PERCENTAGE DIFFERENCE (10TH)**

Team	3FG %	Opp. 3FG %	Diff.
Virginia Tech	.391	.259	+132
Colorado State	.433	.308	+125
Minnesota	.365	.248	+117
UC San Diego	.387	.272	+115
UNC Asheville	.372	.257	+115
Iowa State	.356	.242	+114
Michigan State	.387	.278	+109
San Diego	.381	.281	+100
<b>Purdue</b>	<b>.404</b>	<b>.310</b>	<b>+094</b>

**PURDUE'S BIG THREE MAKING BIG IMPACT**

- Purdue's big three of **Jaden Ivey**, **Trevion Williams** and **Zach Edey** are making a huge impact this season.
- The group is averaging 44.6 points, 21.8 rebounds, 7.1 assists, 2.8 blocks and 2.3 steals per game, shooting 206-of-338 (.609).

**► PURDUE'S BIG THREE GAME-BY-GAME**

Date	Opponent	Pts.	Rebs.	Asst.	FGs
11-9-21	Bellarmine	31	21	6	9-17
11-12-21	Indiana State	60	26	10	21-28
11-16-21	Wright State	46	31	7	18-31
11-20-21	North Carolina	51	17	9	19-34
11-21-21	Villanova	40	17	9	16-29
11-26-21	Omaha	46	18	5	18-24
11-30-21	Florida State	38	16	5	17-27
12-3-21	Iowa	38	27	5	13-29
12-9-21	Rutgers	49	18	5	19-34
12-12-21	North Carolina St.	53	26	11	21-37
12-18-21	Butler	46	22	4	18-24
12-20-21	Incarnate Word	37	22	9	16-24
<b>TOTALS</b>		<b>535</b>	<b>261</b>	<b>85</b>	<b>172-290</b>
<b>AVERAGES</b>		<b>44.6</b>	<b>21.8</b>	<b>7.1</b>	<b>.593</b>

**DUO DOMINATES THE GLASS**

- Through Tuesday's games, **Zach Edey** and **Trevion Williams** rank 2nd and 6th nationally in offensive rebounding percentage.
- As a team, Purdue is fifth in offensive rebound percentage.

**MORE ANALYTICS FROM KENPOM**

- No. 1 in offensive efficiency.
- No. 3 in effective field goal percentage.
- No. 4 in 2-point field goal percentage.
- No. 5 in offensive rebound percentage.
- No. 29 in percentage of bench minutes.
- No. 32 in assists / field goals made.
- No. 33 in free throw attempts / field goal attempts.
- Trevion Williams** is 4th in the KenPom Player of the Year ratings.
- Zach Edey** is 8th in the KenPom Player of the Year ratings.

**BEST SHOOTING PROGRAM IN THE COUNTRY?**

- Purdue can lay claim to perhaps being the best 3-point shooting program in the country over the last few years.
- Since the 2016-17 season, Purdue is one of eight teams in America to have made 1,500 trifectas and shoot at least 37.5 percent from long range.

**► 1,500 3PM / 37.5 3-PT. PERCENTAGE (SINCE 2016-17)**

Team	3PM	3P%
South Dakota State	1,590	.389
Marquette	1,626	.387
Wofford	1,748	.386
Virginia Tech	1,514	.380
<b>Purdue</b>	<b>1,575</b>	<b>.378</b>
Creighton	1,690	.377
Colgate	1,534	.375
Toledo	1,585	.375

- During the same time frame, Purdue has had 22 games of 14 or more 3-pointers. Among Big Ten teams, Michigan and Iowa are next with 11.

**DOUBLE-DOUBLE TIMES 3**

- In the win over Wright State, Purdue had three players (**Zach Edey**, **Caleb Furst**, **Trevion Williams**) record double-doubles. It marked the first time since Nov. 21, 1977, that three players recorded double-doubles in the same game (**Walter Jordan**, **Wayne Walls**, **Joe Barry Carroll**). It has now happened 19 times in school history.

**20 TIMES 3**

- In the win over North Carolina, Purdue had three players score at least 20 points in the same game for the first time since Nov. 24, 1997. **Sasha Stefanovic** had 23 points, **Jaden Ivey** had 22 points and **Trevion Williams** tallied 20 points.

**INSIDE MORE NUMBERS**

- Purdue is 130-15 since the start of the 2014-15 season when attempting more free throws than its opponents.
- Purdue is 164-7 when under Painter when holding foes to 59 or fewer points. Three of the seven losses came during the 2012-13 season.
- Purdue is 136-12 under Painter when scoring at least 80 points, including 50-2 (losses to Notre Dame and Virginia Tech in 2018-19 season) since the start of the 2017-18 season.
- Purdue is 259-50 under Painter when scoring at least 70 points.
- Purdue is 46-5 since the start of the 2017-18 season when making 10 or more 3-pointers in a game, winning 17 straight games.
- Purdue is 133-14 under Painter when winning the rebound and turnover battles in the same game.
- Purdue has won 27 straight games when shooting a higher field goal percentage than its opponent.
- Purdue has won 14 straight games when leading at halftime and since the start of the 2016-17 season, Purdue is 106-12 when leading at the intermission.

**BEST THING ABOUT FRESHMEN IS THEY BECOME SOPHOMORES**

- Purdue sophomores **Jaden Ivey** and **Zach Edey** have taken a massive leap this season after good freshman campaigns.

**► FRESHMEN / SOPHOMORE NUMBERS**

Team	PPG	RPG	APG	A/TO	FG%	3P%	FT%
Edey Freshman	8.7	4.4	0.4	0.36	.597	---	.714
Edey Sophomore	14.4	7.5	1.0	0.50	.716	---	.725
Ivey Freshman	11.1	3.3	1.9	1.39	.399	.258	.726
Ivey Sophomore	16.5	5.3	3.3	1.48	.526	.445	.733

**THE CENTER OF EFFICIENCY**

- Purdue's two-headed center monster of **Zach Edey** and **Trevion Williams** is averaging 27.9 points, 15.9 rebounds, 3.4 assists and 2.0 blocked shots per game, in 37.6 minutes per game.
- Over the last two games, the duo has averaged 24.5 points, 17.0 rebounds and 3.5 assists in 35.0 minutes per game, shooting 22-of-28 (.786) from the field.

**► PURDUE'S CENTERS OF ATTENTION**

Date	Opponent	Pts.	Rebs.	FGs	FTs
11-9-21	Bellarmine	20	16	5-6	10-12
11-12-21	Indiana State	33	18	11-15	10-13
11-16-21	Wright State	38	25	16-23	6-10
11-20-21	North Carolina	29	7	12-17	5-9
11-21-21	Villanova	30	10	13-20	4-5
11-26-21	Omaha	34	16	13-18	8-8
11-30-21	Florida State	20	10	10-16	0-1
12-3-21	Iowa	19	25	6-16	6-11
12-9-21	Rutgers	34	17	14-25	6-8
12-12-21	North Carolina State	31	19	14-21	3-8
12-18-21	Butler	24	17	11-14	2-2
12-20-21	Incarnate Word	25	17	11-14	3-8
<b>TOTALS</b>		<b>337</b>	<b>197</b>	<b>136-205</b>	<b>63-95</b>
<b>AVERAGES</b>		<b>28.1</b>	<b>16.4</b>	<b>.663</b>	<b>.663</b>
<b>EDEY PER 40</b>		<b>32.8</b>	<b>17.1</b>		
<b>WILLIAMS PER 40</b>		<b>26.8</b>	<b>17.5</b>		

**IVEY SHOWS PLAYMAKING ABILITIES**

- One area that many people wanted to see **Jaden Ivey** expand his role was his playmaking and shooting abilities.
- Don't look now, but after starting the year 3-of-12 (.250) from long range, Ivey is shooting 22-of-44 (.500) from long distance over the last nine games.
- In seven games against high-major opposition, Ivey is averaging 18.3 points, 5.4 rebounds, 3.4 assists while shooting 51.8 percent from the field and 50.0 percent (19-of-38) from 3-point range. He has scored at least 18 points in five of the seven games.
- Ivey is one of three players nationally to average 15.0 points, 5.0 rebounds, 3.0 assists and shoot 44.0 percent from the 3-point range with at least 25 trifectas.
- Last season, Ivey made 25, 3-pointers in 23 games. This year already, he has 25 triples in just 12 games.

BIG TEN SUCCESS UNDER PAINTER (Since 2006-07 / Painter's second year at Purdue)						2021-22 BIG TEN STANDINGS									
Overall Wins	Total	Conference Wins	Total	NCAA Bids	Total	NBA Draft Picks*	Total	Team	Conf.	Pct.	Overall	Pct.	NET		
Michigan State	398	Michigan State	188	Michigan State	14	Michigan	14	[12] Michigan State	2-0	1.000	10-2	.833	11		
Ohio State	386	Wisconsin	187	Wisconsin	13	Maryland	12	[RV] Illinois	2-0	1.000	9-3	.750	14		
Wisconsin	382	<b>Purdue</b>	<b>178</b>	<b>Purdue</b>	<b>12</b>	Ohio State	11	[15] Ohio State	2-0	1.000	8-2	.700	18		
<b>Purdue</b>	<b>358</b>	Ohio State	178	Ohio State	11	Michigan State	11	Northwestern	1-0	1.000	8-2	.800	44		
Michigan	349	Michigan	159	Michigan	10	Indiana	10	<b>[3] Purdue</b>	<b>1-1</b>	<b>.500</b>	<b>11-1</b>	<b>.917</b>	<b>6</b>		
Maryland	335	Maryland	150	Maryland	8	<b>Purdue</b>	<b>8</b>	[RV] Minnesota	1-1	.500	10-1	.909	38		
Illinois	298	Illinois	129	Indiana	6	Iowa	5	Indiana	1-1	.500	10-2	.833	45		
Indiana	289	Indiana	129	Illinois	5	Wisconsin	4	[RV] Wisconsin	1-1	.500	9-2	.818	29		
Minnesota	284	Iowa	127	Iowa	5	Illinois	2	[RV] Michigan	1-1	.500	7-4	.636	34		
Iowa	280	Minnesota	104	Minnesota	5	Nebraska	2	Rutgers	1-1	.500	5-5	.500	148		
Penn State	247	Penn State	94	Nebraska	1	Minnesota	1	Maryland	0-1	.000	6-4	.600	11		
Nebraska	237	Nebraska	91	Northwestern	1	Rutgers	1	Iowa	0-2	.000	9-3	.750	2		
Northwestern	236	Northwestern	87	Penn State	1	Northwestern	0	Penn State	0-2	.000	5-5	.500	108		
Rutgers	205	Rutgers	72	Rutgers	1	Penn State	0	Nebraska	0-2	.000	6-7	.462	221		
► Through games played Dec. 27.				► Entering 2021-22 season.		* Since 2007 NBA Draft		► Through games played Dec. 27, 2021.							
<b>INSTANT PRODUCTION</b>						<b>MAKING SHOTS AND THE RIGHT PLAYS</b>						<b>BIG WINS</b>			
<ul style="list-style-type: none"> <li>Averaging 13, 8 and 2.5 is not a huge deal in itself. Doing it in under 25.0 minutes per game is a bit of a bigger deal. Doing it in 20.5 minutes per game is absurd – but that's what <b>Trevion Williams</b> is doing.</li> </ul>						<ul style="list-style-type: none"> <li><b>Sasha Stefanovic</b> is one of five players nationally to have made 30 or more 3-pointers, shoot 42.0 percent from deep and have 45 or more assists. Stefanovic's 2.86 assist/turnover ratio is second among the group.</li> </ul>						<ul style="list-style-type: none"> <li>Since the start of the 2015-16 season, 30 of Purdue's 154 wins have come by 30 or more points, the fourth-highest total nationally.</li> </ul>			
► <b>13.0 PPG, 8.0 RPG, 2.5 APG IN UNDER 28.0 MPG (SINCE 92-93)</b>						► <b>30 3PM, 45 ASSISTS, 42.0 3-POINT PERCENTAGE</b>						► <b>MOST 30-POINT WINS SINCE 2015-16 SEASON</b>			
Year	Player (Team)	PPG	RPG	APG	MPG	Player (Team)	3PM	ASTS	A/TO	3P%	PPG	No.	Team		
2021-22	<b>Trevion Williams (Purdue)</b>	<b>13.7</b>	<b>8.9</b>	<b>2.8</b>	<b>20.5</b>	John Michael-Wright (Furman)	33	49	2.04	.423	20.8	62	Gonzaga		
2021-22	Pete Nance (Northwestern)	16.3	8.0	2.9	25.2	Alex Hunter (Furman)	51	45	2.81	.490	17.6	35	Duke		
2021-22	Ahsan Asadullah (Lipscomb)	17.0	9.8	2.7	26.3	Joseph Girard (Syracuse)	32	45	1.45	.500	14.7	31	Houston		
2019-20	Max Mahoney (Boston U.)	15.5	8.3	2.6	27.1	Baylor Scheierman (S. Dak. St.)	33	58	1.76	.452	13.5	<b>30</b>	<b>Purdue</b>		
2016-17	Ethan Happ (Wisconsin)	14.0	9.0	2.8	27.9	<b>Sasha Stefanovic (Purdue)</b>	<b>31</b>	<b>47</b>	<b>3.36</b>	<b>.437</b>	<b>11.3</b>	28	Texas Tech		
												27	Kansas		
<b>A POINT A MINUTE</b>						<b>BIG-GAME GOLDS ALWAYS WORK</b>						<ul style="list-style-type: none"> <li>Since the start of the 2015-16 season, 60 of Purdue's 154 wins have come by 20 or more points, the fourth-most nationally.</li> </ul>			
<ul style="list-style-type: none"> <li><b>Zach Edey</b> has had four games this season where he has scored a point a minute, giving him eight for his career.</li> <li>For the season, Edey is averaging 33.2 points and 15.9 rebounds per 40 minutes.</li> </ul>															

**ONE OF THE NATION'S ELITE TEAMS**

• Since the start of the 2015-16 season, Purdue's 154 victories rank 13th among all Division I teams (vs. other Division I teams).

**► WINS NATIONALLY SINCE 2015-16 (D-I WINS)**

Team (Wins over Non-DI teams)	2016-21	2021-22	Total
Gonzaga (1)	191-22	10-2	201-24
Kansas (1)	170-40	9-1	179-41
Villanova	171-37	8-4	179-41
Virginia	159-39	7-5	166-44
Houston (1)	154-45	11-2	165-47
Duke	152-51	11-1	163-52
Oregon (3)	155-53	7-6	162-59
North Carolina (1)	152-62	9-3	161-65
Michigan (2)	152-57	7-4	159-61
Saint Mary's (1)	148-47	10-3	158-50
Michigan State	148-55	10-2	158-57
Kentucky	149-55	9-2	158-57
<b>Purdue</b>	<b>143-59</b>	<b>11-1</b>	<b>154-60</b>
Belmont (5)	143-45	9-3	152-48
Cincinnati (1)	143-50	9-3	152-53
Arizona	139-60	11-1	150-61
Florida State	142-55	6-4	148-59
Nevada (3)	143-56	5-4	148-60

► Through games played Dec. 27, 2021.

**7-FOOT UNIVERSITY**

• With 7-foot, 4-inch sophomore **Zach Edey** on the roster, Purdue has had a 7-footer on the roster for 10 straight years. If Edey stays all four years, that streak will extend to 12 years.

• Florida State is the only program in America to have a longer 7-footer streak, as this will mark the 15th straight year for the Seminoles.

• Purdue has had a player that stands 7-foot, 2-inches or taller on its roster for a nation's-best eight straight years, including this upcoming season.

**► 10 STRAIGHT YEARS OF 7-FOOTERS**

Year	Player (Ht.)
2012-13	A.J. Hammons (7-0)
2013-14	A.J. Hammons (7-0)
2014-15	Isaac Haas (7-2), A.J. Hammons (7-0)
2015-16	Isaac Haas (7-2), A.J. Hammons (7-0)
2016-17	Isaac Haas (7-2)
2017-18	Matt Haarms (7-3), Isaac Haas (7-2)
2018-19	Matt Haarms (7-3)
2019-20	Matt Haarms (7-3)
2020-21	Zach Edey (7-4)
2021-22	Zach Edey (7-4)

**ELITE COMPANY ON KENPOM**

• Purdue is one of two schools to rank in the KenPom Top 25 in each of the last six years, while starting sixth this season.

**► KENPOM TOP 25 IN EACH OF LAST SIX YEARS**

Team	15-16	16-17	17-18	18-19	19-20	20-21
<b>Purdue</b>	<b>9</b>	<b>19</b>	<b>5</b>	<b>9</b>	<b>24</b>	<b>25</b>
Gonzaga	21	1	10	2	2	1

**PAINTER AN ELITE YOUNG COACH**

• Now in his 18th season as a Division I head coach, **Matt Painter** is still one of college basketball's elite, young coaches.

**► NCAA APPEARANCES UNDER AGE OF 55 (ACTIVE)**

No.	Coach	Current School	Age	Yrs.
<b>13</b>	<b>Matt Painter</b>	<b>Purdue</b>	<b>51</b>	<b>17</b>
12	Mick Cronin	UCLA	50	18
11	Sean Miller	Arizona	53	17
10	Tony Bennett	Virginia	51	15

► Age as of April 1, 2022.

**HALF A DOZEN... STRAIGHT**

• Purdue has earned six straight NCAA Tournament berths. The streak is the second-longest among Big Ten teams (Michigan State - 23; Purdue - 6) and the seventh longest nationally.

**► LONGEST ACTIVE NCAA TOURNAMENT STREAK**

No.	Team	Last
31	Kansas	1989
23	Michigan State	1997
22	Gonzaga	1998
10	North Carolina	2010
8	Villanova	2012
7	Virginia	2013
<b>6</b>	<b>Purdue</b>	<b>2014</b>

**TOP-FIVE SEED LINES**

• Purdue has been a top-five seed in each of the last five NCAA Tournaments, being one of three teams nationally to accomplish that.

**► TOP-FIVE SEEDS IN LAST FIVE NCAA TOURNAMENTS**

Team	2016	2017	2018	2019	2021
Kansas	1	1	1	4	3
Virginia	1	5	1	1	4
<b>Purdue</b>	<b>5</b>	<b>4</b>	<b>2</b>	<b>3</b>	<b>4</b>

**PLAYING LIKE A COACHES KID**

• Purdue has several players on its roster that grew up around hoops.

• Purdue is the only school in America to have at least three student-athletes with parents as Division I head coaches.

**► COACHES KIDS**

Player	Parent as Coach (School)
Carson Barrett	Dave Barrett (Lafayette Central Catholic HC – MBB)
Jaden Ivey	Niele Ivey (Notre Dame HC – WBB)
Chase Martin	Cuonzo Martin (Missouri HC – MBB)
Jared Wulbrun	Jeff Wulbrun (Denver HC – MBB)

**THE COACHING TREE**

• Since the end of the 2016-17 season, head coach **Matt Painter** has had four assistant coaches earn their first career head coaching job. All told, Painter has had seven assistant coaches earn head coaching jobs.

Asst. Coach	New Job	Year
Jack Owens	Miami, Ohio (HC)	5th
Greg Gary	Mercer (HC)	3rd
Michah Shrewsberry	Penn State (HC)	1st
Steve Lutz	Texas A&M / Corpus Christi (HC)	1st

**TOP-FOUR FINISHES UNDER PAINTER**

• Purdue has finished in the top four of the Big Ten standings in 10 of the last 14 seasons under **Matt Painter**, and had a chance to finish tied for third last year if not for a canceled game vs. Nebraska.

**► BIG TEN FINISHES UNDER MATT PAINTER**

Year	Place	Record	Champ
2005-06	11th	3-13	Ohio State
<b>2006-07</b>	<b>T-4th</b>	<b>9-7</b>	<b>Ohio State</b>
<b>2007-08</b>	<b>2nd</b>	<b>15-3</b>	<b>Wisconsin</b>
<b>2008-09</b>	<b>T-2nd</b>	<b>11-7</b>	<b>Michigan St.</b>
<b>2009-10</b>	<b>T-1st</b>	<b>14-4</b>	<b>MSU, OSU, <u>Purdue</u></b>
<b>2010-11</b>	<b>2nd</b>	<b>14-4</b>	<b>Ohio State</b>
2011-12	6th	10-8	Mich, MSU, OSU
2012-13	T-7th	8-10	Indiana
2013-14	12th	5-13	Michigan
<b>2014-15</b>	<b>T-3rd</b>	<b>12-6</b>	<b>Wisconsin</b>
<b>2015-16</b>	<b>T-3rd</b>	<b>12-6</b>	<b>Indiana</b>
<b>2016-17</b>	<b>1st</b>	<b>14-4</b>	<b><u>Purdue</u></b>
<b>2017-18</b>	<b>T-2nd</b>	<b>15-3</b>	<b>Michigan St.</b>
<b>2018-19</b>	<b>T-1st</b>	<b>16-4</b>	<b><u>Purdue</u>, Mich. St.</b>
2019-20	T-10th	9-11	Md., Mich. St., Wisconsin
<b>2020-21</b>	<b>4th</b>	<b>13-6</b>	<b>Michigan</b>

**SIX TIMES 12**

• Purdue won 13 Big Ten games last season, marking the sixth time in the last seven years that Purdue would reach 12 wins in league play – the only team to accomplish that.

**► NUMBER OF TIMES WITH 12+ WINS IN BIG TEN PLAY SINCE 2015**

No.	Team	Years
<b>6</b>	<b>Purdue</b>	<b>2015, 2016, 2017, 2018, 2019, 2021</b>
5	Maryland	2015, 2016, 2017, 2019, 2020
5	Michigan State	2015, 2016, 2018, 2019, 2020
5	Wisconsin	2015, 2016, 2017, 2019, 2020
3	Iowa	2015, 2016, 2021
3	Michigan	2018, 2019, 2021
2	Illinois	2020, 2021
2	Ohio State	2018, 2021
1	Indiana	2016
1	Nebraska	2018

**USA BASKETBALL U.**

• Purdue had major success over the summer at the FIBA U19 World Cup as three representatives won medals in Latvia (**Zach Edey**, **Caleb Furst**, **Jaden Ivey**). Ivey and Furst won gold medals for Team USA, while Edey won a bronze for Team Canada. In addition, Edey and Ivey made up two of the five spots on the U19 World Cup All-Star 5 Team.

• It continued a remarkable fun for the Boilermakers in FIBA events. The Boilermakers have had six players compete in the last four FIBA U19 World Cup events.

**► FIBA U19 WORLD CUP REPRESENTATION**

Year	Player	Medal
2015	Caleb Swanigan	Gold
2017	Carsen Edwards	Bronze
2019	Trevion Williams	Gold
2021	Caleb Furst	Gold
	Jaden Ivey	Gold
	Zach Edey (Canada)	Bronze

**CHART CLIMBING WITH PAINTER**

• **Matt Painter** is climbing all the charts in Big Ten play, moving up the list in overall wins and Big Ten regular-season wins. He ranks 10th on the all-time Big Ten wins list, 10th on the Big Ten regular-season wins list and sixth on the NCAA Tournament appearance list.

**► NCAA TOURNAMENTS BY BIG TEN COACHES (all-time)**

No.	Coach	Team	Years
24	Bob Knight	Indiana	1972-00
23	Tom Izzo	Michigan State	1996-p.
17	Gene Keady	Purdue	1981-05
15	Bo Ryan	Wisconsin	2002-16
<b>12</b>	<b>Matt Painter</b>	<b>Purdue</b>	<b>2006-p.</b>

**► OVERALL WINS BY BIG TEN COACHES (when in the Big Ten)**

No.	Coach	Team	Years
659	Bob Knight	Indiana	1972-00
653	Tom Izzo	Michigan State	1996-p.
512	Gene Keady	Purdue	1981-05
421	Lou Henson	Illinois	1976-96
371	Piggy Lambert	Purdue	1917-46
<b>366</b>	<b>Matt Painter</b>	<b>Purdue</b>	<b>2006-p.</b>

► Through games played Dec. 27, 2021.

**► REGULAR-SEASON BIG TEN WINS**

No.	Coach	Team	Years
353	Bob Knight	Indiana	1972-00
314	Tom Izzo	Michigan State	1996-p.
265	Gene Keady	Purdue	1981-05
228	Piggy Lambert	Purdue	1917-46
214	Lou Henson	Illinois	1976-96
210	Branch McCracken	Indiana	1939-65
182	Jud Heathcote	Michigan State	1977-95
<b>181</b>	<b>Matt Painter</b>	<b>Purdue</b>	<b>2006-p.</b>

► Through games played Dec. 27, 2021.



MACKEY ARENA INFORMATION							INSIDE THE NUMBERS AT MACKEY ARENA																																																																																																																																																																																																																																																																																																																									
<b>First Game:</b> Dec. 2, 1967 <b>Games:</b> 811   <b>Sellouts:</b> 410   <b>Pct. of Sellouts:</b> 410 / 811 (.506) <b>Overall Record:</b> 666-145 (.821) <b>Non-Conference:</b> 307-38 (.890)   <b>Big Ten:</b> 359-107 (.770) <b>Painter:</b> 229-41 (.848)   <b>Non-Con:</b> 116-9 (.928)   <b>BIG:</b> 113-32 (.779) <b>Total Attendance (Avg.):</b> 10,624,955 (13,101) <b>Unbeaten Seasons:</b> 3 (1968-69, 2010-11, 2018-19)							<b>MACKEY ARENA STREAKS</b> <b>• Overall winning streak:</b> 12 (Jan. 22, 2021 vs. [7] Michigan) <b>• Non-conf. winning streak:</b> 13 (Nov. 9, 2019 vs. Texas) <b>• Big Ten winning streak:</b> 6 (Jan. 22, 2021 vs. [7] Michigan)																																																																																																																																																																																																																																																																																																																									
<b>MACKEY ARENA HOME RECORD</b> <table> <tr> <th>Year</th><th>Overall</th><th>Pct.</th><th>B10</th><th>Pct.</th><th>Attn.</th><th>Avg.</th></tr> <tr><td>1967-68</td><td>11-2</td><td>.846</td><td>7-0</td><td>1.000</td><td>180,102</td><td>13,854</td></tr> <tr><td>1968-69</td><td>11-0</td><td>1.000</td><td>7-0</td><td>1.000</td><td>155,298</td><td>14,118</td></tr> <tr><td>1969-70</td><td>11-1</td><td>.917</td><td>6-1</td><td>.857</td><td>169,674</td><td>14,123</td></tr> <tr><td>1970-71</td><td>9-4</td><td>.692</td><td>5-2</td><td>.714</td><td>175,240</td><td>13,480</td></tr> <tr><td>1971-72</td><td>8-4</td><td>.667</td><td>3-4</td><td>.429</td><td>164,412</td><td>13,701</td></tr> <tr><td>1972-73</td><td>10-2</td><td>.833</td><td>5-2</td><td>.714</td><td>154,788</td><td>12,899</td></tr> <tr><td>1973-74</td><td>12-2</td><td>.857</td><td>7-0</td><td>1.000</td><td>174,244</td><td>12,446</td></tr> <tr><td>1974-75</td><td>11-1</td><td>.917</td><td>8-1</td><td>.889</td><td>164,448</td><td>13,704</td></tr> <tr><td>1975-76</td><td>8-5</td><td>.615</td><td>6-3</td><td>.667</td><td>169,390</td><td>13,030</td></tr> <tr><td>1976-77</td><td>11-3</td><td>.786</td><td>8-1</td><td>.889</td><td>192,738</td><td>13,767</td></tr> <tr><td>1977-78</td><td>11-1</td><td>.917</td><td>9-0</td><td>1.000</td><td>159,300</td><td>13,275</td></tr> <tr><td>1978-79</td><td>15-2</td><td>.882</td><td>8-1</td><td>.889</td><td>231,795</td><td>13,635</td></tr> <tr><td>1979-80</td><td>15-2</td><td>.882</td><td>8-1</td><td>.889</td><td>234,345</td><td>13,785</td></tr> <tr><td>1980-81</td><td>12-3</td><td>.800</td><td>6-3</td><td>.667</td><td>197,910</td><td>13,194</td></tr> <tr><td>1981-82</td><td>12-4</td><td>.750</td><td>6-3</td><td>.667</td><td>213,040</td><td>13,315</td></tr> <tr><td>1982-83</td><td>13-1</td><td>.929</td><td>8-1</td><td>.889</td><td>188,608</td><td>13,472</td></tr> <tr><td>1983-84</td><td>12-1</td><td>.923</td><td>8-1</td><td>.889</td><td>173,147</td><td>13,319</td></tr> <tr><td>1984-85</td><td>12-4</td><td>.750</td><td>6-3</td><td>.667</td><td>202,784</td><td>12,674</td></tr> <tr><td>1985-86</td><td>13-2</td><td>.867</td><td>7-2</td><td>.778</td><td>200,085</td><td>13,339</td></tr> <tr><td>1986-87</td><td>12-1</td><td>.923</td><td>8-1</td><td>.889</td><td>183,599</td><td>14,123</td></tr> <tr><td>1987-88</td><td>15-1</td><td>.938</td><td>9-0</td><td>1.000</td><td>218,384</td><td>13,649</td></tr> <tr><td>1988-89</td><td>11-3</td><td>.786</td><td>6-3</td><td>.667</td><td>197,722</td><td>14,123</td></tr> <tr><td>1989-90</td><td>12-1</td><td>.923</td><td>8-1</td><td>.889</td><td>180,843</td><td>13,911</td></tr> <tr><td>1990-91</td><td>11-5</td><td>.688</td><td>6-3</td><td>.667</td><td>223,664</td><td>13,979</td></tr> <tr><td>1991-92</td><td>13-5</td><td>.722</td><td>5-4</td><td>.556</td><td>242,370</td><td>13,465</td></tr> <tr><td>1992-93</td><td>9-5</td><td>.643</td><td>4-5</td><td>.444</td><td>197,722</td><td>14,123</td></tr> <tr><td>1993-94</td><td>13-1</td><td>.929</td><td>8-1</td><td>.889</td><td>197,722</td><td>14,123</td></tr> <tr><td>1994-95</td><td>12-1</td><td>.923</td><td>8-1</td><td>.889</td><td>183,599</td><td>14,123</td></tr> <tr><td>1995-96</td><td>13-1</td><td>.929</td><td>8-1</td><td>.889</td><td>197,722</td><td>14,123</td></tr> <tr><td>1996-97</td><td>11-3</td><td>.786</td><td>7-2</td><td>.778</td><td>196,770</td><td>14,055</td></tr> <tr><td>1997-98</td><td>13-1</td><td>.929</td><td>7-1</td><td>.875</td><td>197,722</td><td>14,123</td></tr> <tr><td>1998-99</td><td>12-4</td><td>.750</td><td>4-4</td><td>.500</td><td>225,968</td><td>14,123</td></tr> <tr><td>1999-00</td><td>12-2</td><td>.857</td><td>7-1</td><td>.875</td><td>194,152</td><td>13,868</td></tr> <tr><td>2000-01</td><td>11-7</td><td>.611</td><td>4-4</td><td>.500</td><td>215,244</td><td>11,958</td></tr> <tr><td>2001-02</td><td>11-4</td><td>.733</td><td>5-3</td><td>.625</td><td>178,020</td><td>11,868</td></tr> <tr><td>2002-03</td><td>14-1</td><td>.933</td><td>7-1</td><td>.875</td><td>158,280</td><td>10,552</td></tr> <tr><td>2003-04</td><td>9-5</td><td>.643</td><td>4-4</td><td>.500</td><td>163,814</td><td>11,701</td></tr> <tr><td>2004-05</td><td>6-9</td><td>.400</td><td>3-5</td><td>.375</td><td>175,215</td><td>11,681</td></tr> <tr><td>2005-06</td><td>9-5</td><td>.643</td><td>3-5</td><td>.375</td><td>149,618</td><td>11,687</td></tr> <tr><td>2006-07</td><td>16-1</td><td>.941</td><td>7-1</td><td>.875</td><td>199,733</td><td>10,749</td></tr> <tr><td>2007-08</td><td>16-1</td><td>.941</td><td>9-0</td><td>1.000</td><td>209,865</td><td>12,345</td></tr> <tr><td>2008-09</td><td>15-3</td><td>.833</td><td>7-2</td><td>.778</td><td>246,744</td><td>13,708</td></tr> <tr><td>2009-10</td><td>14-2</td><td>.875</td><td>7-2</td><td>.778</td><td>218,896</td><td>13,681</td></tr> <tr><td>2010-11</td><td>16-0</td><td>1.000</td><td>9-0</td><td>1.000</td><td>222,659</td><td>13,916</td></tr> <tr><td>2011-12</td><td>13-4</td><td>.765</td><td>5-4</td><td>.556&lt;/</td></tr></table>	Year	Overall	Pct.	B10	Pct.	Attn.	Avg.	1967-68	11-2	.846	7-0	1.000	180,102	13,854	1968-69	11-0	1.000	7-0	1.000	155,298	14,118	1969-70	11-1	.917	6-1	.857	169,674	14,123	1970-71	9-4	.692	5-2	.714	175,240	13,480	1971-72	8-4	.667	3-4	.429	164,412	13,701	1972-73	10-2	.833	5-2	.714	154,788	12,899	1973-74	12-2	.857	7-0	1.000	174,244	12,446	1974-75	11-1	.917	8-1	.889	164,448	13,704	1975-76	8-5	.615	6-3	.667	169,390	13,030	1976-77	11-3	.786	8-1	.889	192,738	13,767	1977-78	11-1	.917	9-0	1.000	159,300	13,275	1978-79	15-2	.882	8-1	.889	231,795	13,635	1979-80	15-2	.882	8-1	.889	234,345	13,785	1980-81	12-3	.800	6-3	.667	197,910	13,194	1981-82	12-4	.750	6-3	.667	213,040	13,315	1982-83	13-1	.929	8-1	.889	188,608	13,472	1983-84	12-1	.923	8-1	.889	173,147	13,319	1984-85	12-4	.750	6-3	.667	202,784	12,674	1985-86	13-2	.867	7-2	.778	200,085	13,339	1986-87	12-1	.923	8-1	.889	183,599	14,123	1987-88	15-1	.938	9-0	1.000	218,384	13,649	1988-89	11-3	.786	6-3	.667	197,722	14,123	1989-90	12-1	.923	8-1	.889	180,843	13,911	1990-91	11-5	.688	6-3	.667	223,664	13,979	1991-92	13-5	.722	5-4	.556	242,370	13,465	1992-93	9-5	.643	4-5	.444	197,722	14,123	1993-94	13-1	.929	8-1	.889	197,722	14,123	1994-95	12-1	.923	8-1	.889	183,599	14,123	1995-96	13-1	.929	8-1	.889	197,722	14,123	1996-97	11-3	.786	7-2	.778	196,770	14,055	1997-98	13-1	.929	7-1	.875	197,722	14,123	1998-99	12-4	.750	4-4	.500	225,968	14,123	1999-00	12-2	.857	7-1	.875	194,152	13,868	2000-01	11-7	.611	4-4	.500	215,244	11,958	2001-02	11-4	.733	5-3	.625	178,020	11,868	2002-03	14-1	.933	7-1	.875	158,280	10,552	2003-04	9-5	.643	4-4	.500	163,814	11,701	2004-05	6-9	.400	3-5	.375	175,215	11,681	2005-06	9-5	.643	3-5	.375	149,618	11,687	2006-07	16-1	.941	7-1	.875	199,733	10,749	2007-08	16-1	.941	9-0	1.000	209,865	12,345	2008-09	15-3	.833	7-2	.778	246,744	13,708	2009-10	14-2	.875	7-2	.778	218,896	13,681	2010-11	16-0	1.000	9-0	1.000	222,659	13,916	2011-12	13-4	.765	5-4	.556</
Year	Overall	Pct.	B10	Pct.	Attn.	Avg.																																																																																																																																																																																																																																																																																																																										
1967-68	11-2	.846	7-0	1.000	180,102	13,854																																																																																																																																																																																																																																																																																																																										
1968-69	11-0	1.000	7-0	1.000	155,298	14,118																																																																																																																																																																																																																																																																																																																										
1969-70	11-1	.917	6-1	.857	169,674	14,123																																																																																																																																																																																																																																																																																																																										
1970-71	9-4	.692	5-2	.714	175,240	13,480																																																																																																																																																																																																																																																																																																																										
1971-72	8-4	.667	3-4	.429	164,412	13,701																																																																																																																																																																																																																																																																																																																										
1972-73	10-2	.833	5-2	.714	154,788	12,899																																																																																																																																																																																																																																																																																																																										
1973-74	12-2	.857	7-0	1.000	174,244	12,446																																																																																																																																																																																																																																																																																																																										
1974-75	11-1	.917	8-1	.889	164,448	13,704																																																																																																																																																																																																																																																																																																																										
1975-76	8-5	.615	6-3	.667	169,390	13,030																																																																																																																																																																																																																																																																																																																										
1976-77	11-3	.786	8-1	.889	192,738	13,767																																																																																																																																																																																																																																																																																																																										
1977-78	11-1	.917	9-0	1.000	159,300	13,275																																																																																																																																																																																																																																																																																																																										
1978-79	15-2	.882	8-1	.889	231,795	13,635																																																																																																																																																																																																																																																																																																																										
1979-80	15-2	.882	8-1	.889	234,345	13,785																																																																																																																																																																																																																																																																																																																										
1980-81	12-3	.800	6-3	.667	197,910	13,194																																																																																																																																																																																																																																																																																																																										
1981-82	12-4	.750	6-3	.667	213,040	13,315																																																																																																																																																																																																																																																																																																																										
1982-83	13-1	.929	8-1	.889	188,608	13,472																																																																																																																																																																																																																																																																																																																										
1983-84	12-1	.923	8-1	.889	173,147	13,319																																																																																																																																																																																																																																																																																																																										
1984-85	12-4	.750	6-3	.667	202,784	12,674																																																																																																																																																																																																																																																																																																																										
1985-86	13-2	.867	7-2	.778	200,085	13,339																																																																																																																																																																																																																																																																																																																										
1986-87	12-1	.923	8-1	.889	183,599	14,123																																																																																																																																																																																																																																																																																																																										
1987-88	15-1	.938	9-0	1.000	218,384	13,649																																																																																																																																																																																																																																																																																																																										
1988-89	11-3	.786	6-3	.667	197,722	14,123																																																																																																																																																																																																																																																																																																																										
1989-90	12-1	.923	8-1	.889	180,843	13,911																																																																																																																																																																																																																																																																																																																										
1990-91	11-5	.688	6-3	.667	223,664	13,979																																																																																																																																																																																																																																																																																																																										
1991-92	13-5	.722	5-4	.556	242,370	13,465																																																																																																																																																																																																																																																																																																																										
1992-93	9-5	.643	4-5	.444	197,722	14,123																																																																																																																																																																																																																																																																																																																										
1993-94	13-1	.929	8-1	.889	197,722	14,123																																																																																																																																																																																																																																																																																																																										
1994-95	12-1	.923	8-1	.889	183,599	14,123																																																																																																																																																																																																																																																																																																																										
1995-96	13-1	.929	8-1	.889	197,722	14,123																																																																																																																																																																																																																																																																																																																										
1996-97	11-3	.786	7-2	.778	196,770	14,055																																																																																																																																																																																																																																																																																																																										
1997-98	13-1	.929	7-1	.875	197,722	14,123																																																																																																																																																																																																																																																																																																																										
1998-99	12-4	.750	4-4	.500	225,968	14,123																																																																																																																																																																																																																																																																																																																										
1999-00	12-2	.857	7-1	.875	194,152	13,868																																																																																																																																																																																																																																																																																																																										
2000-01	11-7	.611	4-4	.500	215,244	11,958																																																																																																																																																																																																																																																																																																																										
2001-02	11-4	.733	5-3	.625	178,020	11,868																																																																																																																																																																																																																																																																																																																										
2002-03	14-1	.933	7-1	.875	158,280	10,552																																																																																																																																																																																																																																																																																																																										
2003-04	9-5	.643	4-4	.500	163,814	11,701																																																																																																																																																																																																																																																																																																																										
2004-05	6-9	.400	3-5	.375	175,215	11,681																																																																																																																																																																																																																																																																																																																										
2005-06	9-5	.643	3-5	.375	149,618	11,687																																																																																																																																																																																																																																																																																																																										
2006-07	16-1	.941	7-1	.875	199,733	10,749																																																																																																																																																																																																																																																																																																																										
2007-08	16-1	.941	9-0	1.000	209,865	12,345																																																																																																																																																																																																																																																																																																																										
2008-09	15-3	.833	7-2	.778	246,744	13,708																																																																																																																																																																																																																																																																																																																										
2009-10	14-2	.875	7-2	.778	218,896	13,681																																																																																																																																																																																																																																																																																																																										
2010-11	16-0	1.000	9-0	1.000	222,659	13,916																																																																																																																																																																																																																																																																																																																										
2011-12	13-4	.765	5-4	.556</																																																																																																																																																																																																																																																																																																																												

HEAD COACH MATT PAINTER

- **Record at Purdue:** 366-185 (.664) / 17th year | **Career Record:** 391-190 (.673) / 18th year
- With five Sweet 16 appearances, 12 NCAA Tournament berths, three Big Ten regular-season championships, a Big Ten Tournament title, an Elite Eight and an international gold medal on his résumé, 17th-year head coach Matt Painter is widely regarded as one of the brightest young minds in all of college basketball.
  - He was voted by his peers as the NABC National Coach of the Year after leading a team that started with a 6-5 record to the 2019 Elite Eight.
  - Painter was named the 2019 Big Ten Coach of the Year and has led Purdue to six straight NCAA Tournaments – the seventh-longest active streak in America. Included in that stretch are Sweet 16 appearances (and beyond) in three of the last four tournaments.
  - Painter affirmed his long-term commitment to Purdue in October of 2018, agreeing to a two-year extension that will keep him in West Lafayette through at least the 2023-24 season. The deal features five, one-year extensions that go into effect through the 2028-29 season. Following the 2029 season, Painter will still only be 58 years old.
  - Painter enters the 2021-22 season third on the school's all-time wins list (355) behind legendary mentors, Gene Keady and Ward "Piggy" Lambert, both of whom have been inducted into the College Basketball Hall of Fame.
  - Has averaged almost 23 wins a season in his 16 years at Purdue. If you don't include the first transitional year (9-19 record), the average balloons to 24.0 wins per year over the last 15 seasons.
  - Has won at least 25 games in nine of his 17 seasons as a collegiate head coach.
  - Painter's four Big Ten Coach of the Year honors are the third most in league history (**Gene Keady - 7; Bobby Knight - 5; Bo Ryan - 4**).
  - Painter has averaged 11.3 wins per year in conference play, the fifth-best average in Big Ten Conference history.
  - Painter's 12 NCAA Tournament appearances in the last 14 events are the eighth most in the country.
  - Coach Painter's 13 NCAA Tournaments are the most for a coach nationally under the age of 55 (as of April 1, 2022 – Painter is 51 years old).
  - Purdue has finished first or second in Big Ten play in seven of Painter's last 14 years.
  - Has had 68 Academic All-Big Ten honorees in his 16 previous years at Purdue.
  - Lastly, the five winningest classes in school history have come during the Painter era (2019, 2018, 2012, 2011, 2010).

YEAR-BY-YEAR COACHING RECORD

Year	School	Overall	Pct.	Conf.	Pct.	Postseason
2003-04	Southern Illinois	25-5	.833	17-1	.944	NCAA (0-1)
2005-06	Purdue	9-19	.321	3-13	.188	
2006-07	Purdue	22-12	.647	9-7	.563	NCAA (1-1)
2007-08	Purdue	25-9	.735	15-3	.833	NCAA (1-1)
2008-09	Purdue	27-10	.730	11-7	.611	NCAA (2-1)
2009-10	Purdue	29-6	.829	14-4	.778	NCAA (2-1)
2010-11	Purdue	26-8	.765	14-4	.778	NCAA (1-1)
2011-12	Purdue	22-13	.629	10-8	.556	NCAA (1-1)
2012-13	Purdue	16-18	.471	8-10	.444	CBI (1-1)
2013-14	Purdue	15-17	.469	5-13	.278	
2014-15	Purdue	21-13	.618	12-6	.667	NCAA (0-1)
2015-16	Purdue	26-9	.743	12-6	.667	NCAA (0-1)
2016-17	Purdue	27-8	.771	14-4	.778	NCAA (2-1)
2017-18	Purdue	30-7	.811	15-3	.833	NCAA (2-1)
2018-19	Purdue	26-10	.722	16-4	.800	NCAA (3-1)
2019-20	Purdue	16-15	.516	9-11	.450	
2020-21	Purdue	18-10	.643	13-6	.684	NCAA (0-1)
2021-22	Purdue	11-1	.917	1-1	.500	
<b>Southern Illinois (1)</b>		<b>25-5</b>	<b>.833</b>	<b>17-1</b>	<b>.944</b>	<b>1 NCAA (0-1)</b>
<b>Purdue (17th)</b>		<b>366-185</b>	<b>.664</b>	<b>181-110</b>	<b>.622</b>	<b>12 NCAA (15-12)</b>
<b>Career (18th)</b>		<b>391-190</b>	<b>.673</b>	<b>198-111</b>	<b>.641</b>	<b>13 NCAA (15-13)</b>
<b>Postseason Record</b>		<b>28-29</b>	<b>.491</b>			
<b>MVC Tournament</b>		<b>1-1</b>	<b>.500</b>			
<b>Big Ten Tournament</b>		<b>11-14</b>	<b>.458</b>			
<b>NCAA Tournament</b>		<b>15-13</b>	<b>.536</b>			
<b>CBI Invitational</b>		<b>1-1</b>	<b>.500</b>			

MISCELLANEOUS

MILESTONE VICTORIES

Win	Score	Opponent	Date
1	67-62	Wyoming	11-22-03
26	82-75	Wofford (1st win at Purdue)	11-19-05
50	62-38	Michigan State	2-7-07
100	49-45	Iowa	2-14-09
150	82-69	Northwestern	12-31-10
200	89-73	Minnesota	3-9-13
225	72-68	Minnesota (200th win at Purdue)	12-31-14
250	61-55	Wisconsin	12-29-15
300	86-61	IUPUI	12-10-17
325	84-46	Robert Morris (300th win at Purdue)	11-23-18
350	59-56	[20] VCU	11-29-19
375	75-70	Northwestern (350th win at Purdue)	2-6-21

PAINTER'S HOME RECORD AT PURDUE

Year	Non-Conf.	Big Ten	Overall
2005-06	6-0	3-5	9-5
2006-07	9-0	7-1	16-1
2007-08	7-1	9-0	16-1
2008-09	8-1	7-2	15-3
2009-10	7-0	7-2	14-2
2010-11	7-0	9-0	16-0
2011-12	8-0	5-4	13-4
2012-13	7-3	5-4	12-7
2013-14	8-0	4-5	12-5
2014-15	6-2	8-1	14-3
2015-16	9-0	8-1	17-1
2016-17	7-1	8-1	15-2
2017-18	8-0	8-1	16-1
2018-19	5-0	10-0	15-0
2019-20	5-1	6-4	11-5
2020-21	3-0	8-1	11-1
2021-22	6-0	1-0	7-0
<b>TOTALS</b>	<b>116-9 (.928)</b>	<b>113-32 (.779)</b>	<b>229-41 (.848)</b>

ABOUT HEAD COACH MATT PAINTER

<b>Born</b>	Aug. 27, 1970
<b>Hometown</b>	Muncie, Indiana
<b>High School</b>	Delta High School
<b>Degree</b>	Purdue (1993); sociology
<b>Master's</b>	Eastern Illinois (1998); athletics administration

COACHING EXPERIENCE

Years	School, Position
<b>1993-94</b>	Wash. & Jefferson, asst. coach
<b>1994-95</b>	Barton College, asst. coach
<b>1995-98</b>	Eastern Illinois, asst. coach
<b>1998-03</b>	Southern Illinois, asst. coach
<b>2003-04</b>	Southern Illinois, head coach
<b>2004-05</b>	Purdue, associate head coach
<b>2006-pres.</b>	Purdue, head coach

PLAYING EXPERIENCE

Years	
<b>1990-93</b>	Purdue (Honorable mention All-Big Ten, 1993)

COACHING HONORS

<b>2004</b>	Missouri Valley Coach of the Year
<b>2004</b>	District V Coach of the Year (USBWA)
<b>2008</b>	Big Ten Coach of the Year
<b>2008</b>	District V Coach of the Year (USBWA)
<b>2008</b>	District 10 Coach of the Year (NABC)
<b>2010</b>	Big Ten Coach of the Year
<b>2010</b>	District V Coach of the Year (USBWA)
<b>2010</b>	District 7 Coach of the Year (NABC)
<b>2011</b>	Big Ten Coach of the Year
<b>2011</b>	District V Coach of the Year (USBWA)
<b>2011</b>	District 7 Coach of the Year (NABC)
<b>2017</b>	District V Coach of the Year (USBWA)
<b>2019</b>	NABC National Coach of the Year
<b>2019</b>	Big Ten Coach of the Year
<b>2019</b>	District V Coach of the Year (USBWA)
<b>2019</b>	District 7 Coach of the Year (NABC)

COACHING TREE

• <b>Greg Gary</b>	Mercer (head coach)
• <b>Steve Lutz</b>	Texas A&M - Corpus Christi (head coach)
• <b>Cuonzo Martin</b>	Missouri (head coach)
• <b>Jack Owens</b>	Miami, Ohio (head coach)
• <b>Micah Shrewsberry</b>	Penn State (head coach)
• <b>Spike Albrecht</b>	Purdue (graduate assistant)
• <b>Dru Anthrop</b>	Los Angeles Lakers (video coordinator)
• <b>Joey Brooks</b>	Cal State Fullerton (assistant coach)
• <b>D.J. Byrd</b>	Mercer (assistant coach)
• <b>Tarrance Crump</b>	DePaul (director of player development)
• <b>Grady Eifert</b>	Penn State (video coordinator)
• <b>Johnny Hill</b>	Idaho (assistant coach)
• <b>Kenneth Lowe</b>	Miami, Ohio (assistant coach)
• <b>Tommy Luce</b>	Purdue (graduate assistant)
• <b>Cowan Olinger</b>	Miami, Ohio (director of operations)
• <b>Rick Ray</b>	Colorado (assistant coach)
• <b>J.R. Reynolds</b>	Miami, Ohio (assistant coach)
• <b>Ryne Smith</b>	Mercer (director of operations)
• <b>P.J. Thompson</b>	Purdue (director of player development)

NBA DRAFT PICKS UNDER PAINTER

2007	Carl Landry, 31st to Seattle
2011	JaJuan Johnson, 27th to Boston via New Jersey
2011	E'Twaun Moore, 55th overall to Boston
2012	Robbie Hummel, 58th to Minnesota
2016	A.J. Hammons, 46th to Dallas
2017	Caleb Swanigan, 26th to Portland
2018	Vince Edwards, 52nd to Houston via Utah
2019	Carsen Edwards, 33rd to Boston via Philadelphia

ALL-AMERICANS UNDER PAINTER

2010	Robbie Hummel, 2nd (NABC) / HM (AP)
2010	E'Twaun Moore, HM (AP)
2011	JaJuan Johnson, Consensus
2011	E'Twaun Moore, 3rd (NABC) / HM (AP)
2012	Robbie Hummel, HM (AP)
2016	A.J. Hammons, HM (AP)
2017	Caleb Swanigan, Consensus
2018	Carsen Edwards, 2nd (NABC) / 3rd (Sporting News)
2018	Isaac Haas, HM (AP)
2019	Carsen Edwards, Consensus (2nd team)
2021	Trevion Williams, HM (AP)

GAME 13 // [3] PURDUE vs. NICHOLLS // DECEMBER 29, 2021

WINS OVER TOP-25 TEAMS (56)				PAINTER AMONG THE NATION'S BEST					
Date	Opponent	Site	Score	WINS PER SEASON IN BIG TEN PLAY					
2-11-06	[22] Michigan	Home	84-70	Avg.	Coach	School	Wins	Years	
11-29-06	[25] Virginia	Home	61-59	12.3	Bo Ryan	Wisconsin	172	2002-15	
2-15-07	[24] Indiana	Home	81-68	12.2	Bob Knight	Indiana	353	1972-00	
12-15-07	[22] Louisville	Indianapolis, Ind.	67-59	12.0	Tom Izzo	Michigan State	310	1996-pres.	
1-26-08	[11] Wisconsin	Home	60-56	11.5	Thad Matta	Ohio State	150	2005-17	
2-9-08	[8] Wisconsin	Away	72-67	<b>11.3</b>	<b>Matt Painter</b>	<b>Purdue</b>	<b>180</b>	<b>2006-pres.</b>	
2-12-08	[10] Michigan State	Home	60-54	10.6	Gene Keady	Purdue	265	1981-05	
12-20-08	[22] Davidson	Indianapolis, Ind.	76-58	* - Minimum 100 wins. / Through 2020-21 season.					
1-22-09	[21] Minnesota	Away	70-62	ACTIVE BIG TEN COACHES TO WIN A CHAMPIONSHIP					
2-17-09	[6] Michigan State	Home	72-54	Coach	School	RS	Tourn.		
3-21-09	[15] Washington	Portland, Ore. (NCAA)	76-74	Tom Izzo	Michigan State	10	6		
11-23-09	[9] Tennessee	St. Thomas, US Virgin Islands	73-72	<b>Matt Painter</b>	<b>Purdue</b>	<b>3</b>	<b>1</b>		
1-1-10	[6] West Virginia	Home	77-62	Greg Gard	Wisconsin	1			
1-28-10	[16] Wisconsin	Home	60-57	Juwan Howard	Michigan	1			
2-9-10	[10] Michigan State	Away	76-64	Mark Turgeon	Maryland	1			
2-17-10	[9] Ohio State	Away	60-57	NCAA TOURNAMENTS BY BIG TEN COACHES					
3-21-10	[23] Texas A&M	Spokane, Wash. (NCAA)	63-61 -	App.	Coach	Current School	Total Yrs.		
1-22-11	[17] Michigan State	Home	86-76	23	Tom Izzo	Michigan State	26		
1-29-11	[16] Minnesota	Home	73-61	<b>13</b>	<b>Matt Painter</b>	<b>Purdue</b>	<b>17</b>		
2-16-11	[10] Wisconsin	Home	70-62	10	Mark Turgeon	Maryland	21		
2-20-11	[2] Ohio State	Home	76-63	10	Fran McCaffery	Iowa	25		
2-25-12	[11] Michigan	Away	75-61	6	Chris Holtmann	Ohio State	10		
3-16-12	[24] Saint Mary's	Omaha, Neb. (NCAA)	72-69	5	Brad Underwood	Illinois	8		
1-2-13	[11] Illinois	Home	68-61	4	Greg Gard	Wisconsin	6		
3-3-13	[17] Wisconsin	Away	69-56	4	Fred Hoiberg	Nebraska	7		
1-24-15	[25] Iowa	Home	67-63	2	Steve Pikiell	Rutgers	16		
1-28-15	[22] Indiana	Home	83-67	1	Juwan Howard	Michigan	2		
2-4-15	[20] Ohio State	Home	60-58	1	Chris Collins	Northwestern	8		
2-6-16	[8] Michigan State	Home	82-81 -	0	Ben Johnson	Minnesota	0		
2-27-16	[10] Maryland	Home	83-79	0	Micah Shrewsberry	Penn State	0		
12-17-16	[21] Notre Dame	Indianapolis, Ind.	86-81	0	Mike Woodson	Indiana	0		
1-8-17	[13] Wisconsin	Home	66-55	► While coaching at all schools. / Through 2020-21 season.					
2-1-17	[25] Northwestern	Home	80-59	WINS AT PURDUE					
2-4-17	[17] Maryland	Away	73-72	Coach	Yrs.	Gms.	W	L	Pct.
3-18-17	[17] Iowa State	Milwaukee, Wis. (NCAA)	80-76	Gene Keady	25	782	512	270	.655
11-24-17	[2] Arizona	Paradise Island, Bahamas	89-64	Ward Lambert	29	523	371	152	.709
11-28-17	[17] Louisville	Home	66-57	<b>Matt Painter</b>	<b>17th</b>	<b>551</b>	<b>366</b>	<b>185</b>	<b>.664</b>
1-25-18	[25] Michigan	Home	92-88	GAMES COACHED AT PURDUE					
12-6-18	[23] Maryland	Home	62-60	Coach	Yrs.	Gms.	W	L	Pct.
1-3-19	[25] Iowa	Home	86-70	Gene Keady	25	782	512	270	.655
1-19-19	[25] Indiana	Home	70-55	<b>Matt Painter</b>	<b>17th</b>	<b>551</b>	<b>366</b>	<b>185</b>	<b>.664</b>
1-27-19	[6] Michigan State	Home	73-63	Ward Lambert	29	523	371	152	.709
3-23-19	[23] Villanova	Hartford, Conn. (NCAA)	87-61	NCAA DIVISION I ACTIVE WINS LIST (55 or younger)					
3-28-19	[6] Tennessee	Louisville, Ky. (NCAA)	99-94 -	Wins	Coach	School	Age	Years	
11-29-19	[20] VCU	Destin, Fla.	59-56	414	Mick Cronin	UCLA	50	19th	
12-4-19	[5] Virginia	Home	69-40	403	Scott Drew	Baylor	51	20th	
1-12-20	[8] Michigan State	Home	71-42	<b>391</b>	<b>Matt Painter</b>	<b>Purdue</b>	<b>51</b>	<b>18th</b>	
2-5-20	[17] Iowa	Home	104-68	376	Brad Brownell	Clemson	53	20th	
3-3-20	[18] Iowa	Away	77-68	375	Travis Ford	Saint Louis	52	22nd	
12-16-20	[20] Ohio State	Home	67-60	371	Tony Bennett	Virginia	52	16th	
1-8-21	[23] Michigan State	Away	55-54	► Through games played Dec. 27, 2021.					
1-19-21	[15] Ohio State	Away	67-65	► Min. 5 years as a D-I coach // age as of April 1, 2022.					
1-30-21	[21] Minnesota	Home	81-62	MOST APPEARANCES IN NCAA TOURNAMENT*					
3-2-21	[25] Wisconsin	Home	73-69	NCAAs	S-16s	Coach	School	Age*	Yrs.*
11-20-21	[18] North Carolina	Uncasville, Conn.	93-84	35	25	Mike Krzyzewski	Duke	75	47th
11-21-21	[5] Villanova	Uncasville, Conn.	80-74	35	20	Jim Boeheim	Syracuse	77	46th
Most wins vs. ranked team:			Michigan State - 8	25	7	Rick Barnes	Tennessee	67	35th
Best record (min. 4 games):			Wisconsin (7-7; 500)	25	9	Bob Huggins	West Virginia	68	37th
Worst record (min. 4 games):			Ohio State (4-12; 250)	23	14	Tom Izzo	Michigan State	67	27th

Purdue Record Breakdown																
Year	Overall	Big Ten	Non-Con.*	B1G Tour.	NCAAs	Home	Road	Neutral	vs. Top-25	Unranked	Nov.	Dec.	Jan.	Feb.	March	Longest W Streak
2005-06	9-19	3-13	6-5	0-1	0-0	9-5	0-11	0-3	1-7	8-12	2-2	4-3	1-7	2-4	0-3	3 (Dec. 17-28)
2006-07	22-12	9-7	11-3	1-1	1-1	16-1	2-7	4-4	2-7	20-5	5-1	6-2	3-5	5-2	3-2	6 (Nov. 21-Dec. 9)
2007-08	25-9	15-3	9-4	0-1	1-1	16-1	6-5	3-3	4-4	21-5	3-1	6-3	7-1	6-1	3-3	11 (Jan. 12-Feb. 16)
2008-09	27-10	11-7	11-2	3-0	2-1	15-3	5-5	7-2	4-5	23-5	5-1	6-2	6-1	5-3	5-3	6 (Two Times)
2009-10	29-6	14-4	12-0	1-1	2-1	14-2	8-2	7-2	6-3	23-3	5-0	7-0	6-3	6-1	5-2	14 (Nov. 13-Jan. 5)
2010-11	26-8	14-4	11-2	0-1	1-1	16-0	7-5	3-3	4-2	22-6	5-1	8-0	5-3	6-1	2-3	10 (Dec. 1-Jan. 9)
2011-12	22-13	10-8	10-3	1-1	1-1	13-4	5-5	4-4	2-10	20-3	7-1	5-2	3-4	5-3	2-3	4 (Nov. 11-18)
2012-13	16-18	8-10	8-7*	0-1	0-0	12-7	4-7	0-4	2-8	14-10	3-3	3-3	5-4	2-5	3-3	3 (Two Times)
2013-14	15-17	5-13	10-3	0-1	0-0	12-5	2-8	1-4	0-9	15-8	5-2	5-2	3-4	2-5	0-4	5 (Nov. 8-24)
2014-15	21-13	12-6	8-5	1-1	0-1	14-3	4-6	3-4	3-4	18-9	5-1	4-4	5-3	5-1	2-4	4 (Two Times)
2015-16	26-9	12-6	12-1	2-1	0-1	17-1	5-5	4-3	2-5	24-4	6-0	7-1	6-3	3-3	4-2	11 (Nov. 13-Dec. 12)
2016-17	27-8	14-4	11-2	0-1	2-1	15-2	6-4	6-2	5-3	22-5	5-2	7-0	5-3	7-1	3-2	7 (Dec. 3-28)
2017-18	30-7	15-3	11-2	2-1	2-1	16-1	8-2	6-4	3-4	27-3	6-2	7-0	9-0	4-3	4-2	19 (Nov. 24-Feb. 3)
2018-19	26-10	16-4	7-4	0-1	3-1	15-0	6-6	5-4	6-6	20-4	5-2	3-3	7-1	6-1	5-3	8 (Jan. 11-Feb. 9)
2019-20	16-15	9-11	7-4	CANC.	CANC.	11-5	4-8	1-2	5-6	11-9	4-3	4-2	3-5	4-4	1-1	3 (Twice)
2020-21	18-10	13-6	5-2	0-1	0-1	11-1	5-6	2-3	5-5	13-5	1-1	6-3	5-2	4-2	2-2	5 (Feb. 16-March 6)
2021-22	11-1	1-1	10-0			7-0	0-1	4-0	2-0	9-1	7-0	4-1				8 (Nov. 9-Dec. 3)
<b>TOTALS</b>	<b>366-185</b>	<b>181-110</b>	<b>159-49</b>	<b>11-14</b>	<b>15-12</b>	<b>229-41</b>	<b>77-93</b>	<b>60-51</b>	<b>56-88</b>	<b>310-97</b>	<b>79-23</b>	<b>92-31</b>	<b>79-49</b>	<b>72-40</b>	<b>44-42</b>	<b>19 games</b>
<b>PCT.</b>	<b>.664</b>	<b>.622</b>	<b>.764</b>	<b>.440</b>	<b>.556</b>	<b>.848</b>	<b>.453</b>	<b>.541</b>	<b>.389</b>	<b>.762</b>	<b>.775</b>	<b>.748</b>	<b>.617</b>	<b>.643</b>	<b>.512</b>	
<b>STREAK</b>	<b>W-3</b>	<b>L-1</b>	<b>W-12</b>	<b>L-3</b>	<b>L-2</b>	<b>W-12</b>	<b>L-1</b>	<b>W-4</b>	<b>W-2</b>	<b>W-3</b>	<b>W-7</b>	<b>W-3</b>	<b>W-1</b>	<b>W-3</b>	<b>L-2</b>	

\* - Denotes regular-season non-conference play. Does not include postseason opponents, except for the 2013 CBI (1-1).



## 2021-22 RESULTS / LEADERS

<b>Overall Record:</b> 11-1	<b>Home:</b> 7-0	<b>Away:</b> 0-1	<b>Neutral:</b> 4-0
<b>Big Ten Record:</b> 1-1	<b>Home:</b> 1-0	<b>Away:</b> 0-1	

Date	P / O	Opponent	W/L	Score	High Scorer	High Rebounds	High Assists	High Steals	High Blocks	Attend.	
Nov. 9		Bellarmine	W	96-67	Stefanovic (23)	Edey, Furst (9)	Thompson (4)	Morton (4)	Three Players (1)	14,804	
Nov. 12		Indiana State	W	92-67	Ivey (27)	Edey (10)	Ivey, Stefanovic (4)	Ivey, Morton (2)	Williams (4)	14,804	
Nov. 16		Wright State	W	96-52	Williams (20)	Williams (13)	Hunter Jr. (4)	Edey, Williams (2)	Edey, Morton (2)	14,804	
Nov. 20	1	6 / 18	vs. North Carolina	W	93-84	Stefanovic (23)	Ivey (10)	Hunter Jr., Ivey (2)	Furst (2)	9,176	
Nov. 21	1	6 / 5	vs. Villanova	W	80-74	Edey (21)	Ivey (7)	Ivey (7)	Williams (3)	Ivey (1)	9,100
Nov. 26		3 / -	Omaha	W	97-40	Edey (20)	Williams (10)	Stefanovic (5)	Ivey (2)	Edey (3)	14,804
Nov. 30	2	2 / -	Florida State	W	93-65	Ivey (18)	Four Players (6)	Stefanovic (8)	Five Players (1)	Furst, Ivey (2)	14,804
Dec. 3	*	2 / -	Iowa	W	77-70	Ivey (19)	Williams (18)	Williams (3)	Ivey (2)	Edey, Gillis (1)	14,804
Dec. 9	*	1 / -	at Rutgers	L	68-70	Williams (21)	Williams (11)	Ivey (3)	Ivey (3)	Edey, Gillis (1)	8,000
Dec. 12	3	1 / -	vs. North Carolina St.	W	82-72 -	Williams (22)	Williams (12)	Williams (9)	Three Players (2)	Williams (4)	7,124
Dec. 18	4	3 / -	vs. Butler	W	77-48	Ivey (22)	Edey (11)	Morton, Stefanovic (3)	Four Players (1)	Edey (2)	17,905
Dec. 20		3 / -	Incarinate Word	W	79-59	Edey (13)	Edey (9)	Three Players (4)	Newman, Stefanovic (2)	Three Players (1)	14,804
Dec. 29		Nicholls									

Jan. 3	*	Wisconsin
Jan. 8	*	at Penn State
Jan. 11	*	at Michigan
Jan. 14	*	Nebraska
Jan. 17	*	at Illinois
Jan. 20	*	at Indiana
Jan. 23	*	Northwestern
Jan. 26	*	at Iowa
Jan. 30	*	Ohio State
Feb. 2	*	at Minnesota
Feb. 5	*	Michigan
Feb. 10	*	Illinois
Feb. 13	*	Maryland
Feb. 16	*	at Northwestern
Feb. 20	*	Rutgers
Feb. 26	*	at Michigan State
March 1	*	at Wisconsin
March 5	*	Indiana
March 9-13	5	Big Ten Tournament

- \* Denotes Big Ten Conference game
- 1 Denotes Basketball Hall of Fame Tipoff Classic (Uncasville, Conn.)
- 2 Denotes Big Ten / ACC Challenge (West Lafayette, Ind.)
- 3 Denotes Basketball Hall of Fame Invitational (Brooklyn, N.Y.)
- 4 Denotes Crossroads Classic (Indianapolis, Ind.)
- 5 Denotes Big Ten Tournament (Indianapolis, Ind.)

## 2021-22 ATTENDANCE TOTALS

OVERALL					BIG TEN CONFERENCE GAMES				
Site	Games	Totals	Avg.	High	Site	Games	Totals	Avg.	High
Home	7	103,628	14,804	14,804 (Seven Times)	Home	1	14,804	14,804	14,804 vs. Iowa (12-3-21)
Away	1	8,000	8,000	8,000 at Rutgers (12-9-21)	Away	1	8,000	8,000	8,000 at Rutgers (12-9-21)
Neutral	4	43,305	10,826	17,905 vs. Butler (12-18-21)					
<b>Totals</b>	<b>12</b>	<b>154,933</b>	<b>12,911</b>	<b>17,905 vs. Butler (12-18-21)</b>	<b>Totals</b>	<b>2</b>	<b>22,804</b>	<b>11,402</b>	<b>14,804 vs. Iowa (12-3-21)</b>

## 2021-22 MARGINS OF VICTORY

[illegible]

## LARGEST LEADS / DEFICITS

WHEN LEADING		WHEN TRAILING	
Largest Margin of Victory	57 (97-40) vs. Omaha (11-26-21)	Largest Margin of Defeat	2 (68-70) vs. Rutgers (12-9-21)
Largest Overall Lead	58 (93-35; 4:39 2nd) vs. Omaha (11-26-21)	Largest Overall Deficit	13 (41-54; 9:10 2nd) vs. North Carolina State (12-12-21)
Largest Halftime Lead	35 (52-17) vs. Omaha (11-26-21)	Largest Halftime Deficit	4 (27-31) vs. North Carolina State (12-12-21)
Largest Lead in a Loss	10 (57-47; 8:34 2nd) vs. Rutgers (12-9-21)	Largest Deficit Overcome in a Win	13 (41-54; 9:10 2nd) vs. North Carolina State (12-12-21)
Largest Halftime Lead in a Loss	—	Largest Halftime Deficit in a Win	4 (27-31) vs. North Carolina State (12-12-21)
Largest Purdue Run	29 vs. Omaha (11-26-21)	Largest Opponent Run	12 by Rutgers (12-9-21)

GAME 13 // [3] PURDUE vs. NICHOLLS // DECEMBER 29, 2021

2021-22 OVERALL STATISTICS

Game Records

Record	Overall	Home	Away	Neutral
ALL GAMES	11-1	7-0	0-1	4-0
CONFERENCE	1-1	1-0	0-1	0-0
NON-CONFERENCE	10-0	6-0	0-0	4-0

Score by Periods

Team	1st	2nd	OT	TOT
Purdue	509	505	16	1030
Opponents	342	420	6	768

Team Box Score

No.	Player				Total		3-Point		F-Throw		Rebounds											
		GP-GS	MIN	AVG	FG-FGA	FG%	3FG-3FGA	3FG%	FT-FTA	FT%	OFF	DEF	TOT	AVG	PF	DQ	A	TO	BLK	STL	PTS	AVG
23	IVEY, Jaden	12-12	338:11	28.2	70-133	.526	25-56	.446	33-45	.733	5	59	64	5.3	22	0	40	27	6	17	198	16.5
15	EDEY, Zach	12-10	211:29	17.6	68-95	.716	0-0	.000	37-51	.725	34	56	90	7.5	20	0	12	24	17	4	173	14.4
50	WILLIAMS, Trevion	12-2	244:37	20.4	68-110	.618	2-6	.333	26-44	.591	37	70	107	8.9	26	0	33	27	10	14	164	13.7
55	STEFANOVIC, Sasha	12-12	313:41	26.1	39-90	.433	31-71	.437	26-29	.897	0	27	27	2.3	20	0	47	14	0	4	135	11.3
5	NEWMAN, Brandon	12-0	176:13	14.7	24-75	.320	20-61	.328	16-18	.889	1	27	28	2.3	15	1	10	8	3	5	84	7.0
3	FURST, Caleb	12-12	261:48	21.8	27-50	.540	5-15	.333	15-22	.682	25	44	69	5.8	12	0	8	13	8	3	74	6.2
0	GILLIS, Mason	8-0	137:09	17.1	14-27	.519	6-14	.429	15-15	1.000	11	13	24	3.0	15	0	4	1	3	1	49	6.1
11	THOMPSON, Isaiah	12-11	228:21	19.0	21-44	.477	18-35	.514	11-14	.786	5	8	13	1.1	13	0	17	7	0	3	71	5.9
2	HUNTER JR., Eric	12-1	255:02	21.3	14-41	.341	6-22	.273	6-10	.600	7	10	17	1.4	11	0	19	16	1	8	40	3.3
25	MORTON, Ethan	12-0	200:23	16.7	11-23	.478	5-9	.556	5-7	.714	3	16	19	1.6	11	0	24	6	2	9	32	2.7
21	FROST, Matt	6-0	14:05	2.3	1-4	.250	0-0	.000	2-2	1.000	3	0	3	0.5	1	0	0	0	0	1	4	0.7
14	WULBRUN, Jared	6-0	14:31	2.4	0-2	.000	0-1	.000	2-2	1.000	0	1	1	0.2	0	0	0	0	0	0	2	0.3
34	BARRETT, Carson	6-0	15:00	2.5	1-5	.200	0-2	.000	0-1	.000	2	2	4	0.7	1	0	0	3	0	0	2	0.3
22	MARTIN, Chase	6-0	14:31	2.4	1-4	.250	0-0	.000	0-3	.000	0	1	1	0.2	3	0	1	2	0	1	2	0.3
Team											18	21	39					3				
Total		12	2425		359-703	.511	118-292	.404	194-263	.738	151	355	506	42.2	170	1	215	151	50	70	1030	85.8
Opponents		12	2454		284-720	.394	97-313	.310	103-147	.701	100	223	323	26.9	231	7	149	133	20	66	768	64.0

Team Statistics

	PURDUE	OPP
Scoring	1030	768
Points per game	85.8	64.0
Scoring margin	+21.8	-
Field goals-att	359-703	284-720
Field goal pct	.511	.394
3 point fg-att	118-292	97-313
3-point FG pct	.404	.310
3-pt FG made per game	9.8	8.1
Free throws-att	194-263	103-147
Free throw pct	.738	.701
F-Throws made per game	16.2	8.6
Rebounds	506	323
Rebounds per game	42.2	26.9
Rebounding margin	+15.3	-
Assists	215	149
Assists per game	17.9	12.4
Turnovers	151	133
Turnovers per game	12.6	11.1
Turnover margin	-1.5	-
Assist/turnover ratio	1.4	1.1
Steals	70	66
Steals per game	5.8	5.5
Blocks	50	20
Blocks per game	4.2	1.7
Winning streak	3	-
Home win streak	7	-
Attendance	103628	0
Home games-Avg/Game	7-14804	1-0
Neutral site-Avg/Game	-	4-9045

Team Results

Date	Opponent		Score	Att.
11/09/2021	Bellarmine	W	96-67	14804
11/12/2021	Indiana St.	W	92-67	14804
11/16/2021	Wright St.	W	96-52	14804
11/20/2021	vs North Carolina	W	93-84	9176
11/21/2021	vs Villanova	W	80-74	9100
11/26/2021	Omaha	W	97-40	14804
11/30/2021	Florida St.	W	93-65	14804
12/03/2021	Iowa	W	77-70	14804
12/09/2021	at Rutgers	L	68-70	0
12/12/2021	vs NC State	Wot	82-72	0
12/18/2021	vs Butler	W	77-48	17905
12/20/2021	Incarnate Word	W	79-59	14804

## 2021-22 BIG TEN CONFERENCE STATISTICS

## Game Records

Record	Overall	Home	Away	Neutral
ALL GAMES	1-1	1-0	0-1	0-0
CONFERENCE	1-1	1-0	0-1	0-0
NON-CONFERENCE	0-0	0-0	0-0	0-0

## Score by Periods

Team	1st	2nd	OT	TOT
Purdue	74	71	0	145
Opponents	62	78	0	140

## Team Box Score

No.	Player				Total		3-Point		F-Throw		Rebounds											
		GP-GS	MIN	AVG	FG-FGA	FG%	3FG-3FGA	3FG%	FT-FTA	FT%	OFF	DEF	TOT	AVG	PF	DQ	A	TO	BLK	STL	PTS	AVG
50	WILLIAMS, Trevion	2-0	47:01	23.5	13-29	.448	1-2	.500	7-11	.636	7	22	29	14.5	5	0	4	3	0	2	34	17.0
23	IVEY, Jaden	2-2	63:40	31.8	12-22	.545	3-10	.300	7-11	.636	0	3	3	1.5	6	0	5	4	0	5	34	17.0
15	EDEY, Zach	2-2	32:51	16.4	7-12	.583	0-0	.000	5-8	.625	5	8	13	6.5	5	0	1	6	2	1	19	9.5
55	STEFANOVIC, Sasha	2-2	57:48	28.9	5-16	.313	3-10	.300	4-5	.800	0	3	3	1.5	6	0	4	2	0	0	17	8.5
0	GILLIS, Mason	2-0	29:38	14.8	2-4	.500	2-3	.667	6-6	1.000	1	3	4	2.0	5	0	1	1	2	0	12	6.0
2	HUNTER JR., Eric	2-0	50:35	25.3	3-10	.300	3-7	.429	1-2	.500	1	2	3	1.5	1	0	3	5	0	2	10	5.0
5	NEWMAN, Brandon	2-0	26:00	13.0	2-10	.200	2-9	.222	2-2	1.000	1	1	2	1.0	2	0	2	3	0	2	8	4.0
11	THOMPSON, Isaiah	2-2	29:53	14.9	0-2	.000	0-2	.000	5-6	.833	1	2	3	1.5	1	0	1	1	0	0	5	2.5
25	MORTON, Ethan	2-0	32:24	16.2	1-4	.250	1-2	.500	1-2	.500	2	1	3	1.5	1	0	3	0	0	0	4	2.0
3	FURST, Caleb	2-2	30:10	15.1	1-2	.500	0-0	.000	0-0	.000	3	4	7	3.5	3	0	0	2	0	1	2	1.0
Team											3	4	7					2				
Total		2	400		46-111	.414	15-45	.333	38-53	.717	24	53	77	38.5	35	0	24	29	4	13	145	72.5
Opponents		2	400		50-110	.455	12-35	.343	28-40	.700	11	46	57	28.5	48	1	30	25	2	14	140	70.0

## Team Statistics

	PURDUE	OPP
<b>Scoring</b>	<b>145</b>	<b>140</b>
Points per game	72.5	70.0
Scoring margin	+2.5	-
<b>Field goals-att</b>	<b>46-111</b>	<b>50-110</b>
Field goal pct	.414	.455
<b>3 point fg-att</b>	<b>15-45</b>	<b>12-35</b>
3-point FG pct	.333	.343
3-pt FG made per game	7.5	6.0
<b>Free throws-att</b>	<b>38-53</b>	<b>28-40</b>
Free throw pct	.717	.700
F-Throws made per game	19.0	14.0
<b>Rebounds</b>	<b>77</b>	<b>57</b>
Rebounds per game	38.5	28.5
Rebounding margin	+10.0	-
<b>Assists</b>	<b>24</b>	<b>30</b>
Assists per game	12.0	15.0
<b>Turnovers</b>	<b>29</b>	<b>25</b>
Turnovers per game	14.5	12.5
Turnover margin	-2.0	-
Assist/turnover ratio	0.8	1.2
<b>Steals</b>	<b>13</b>	<b>14</b>
Steals per game	6.5	7.0
<b>Blocks</b>	<b>4</b>	<b>2</b>
Blocks per game	2.0	1.0
<b>Winning streak</b>	<b>0</b>	<b>-</b>
Home win streak	1	-
<b>Attendance</b>	<b>14804</b>	<b>0</b>
Home games-Avg/Game	1-14804	1-0
Neutral site-Avg/Game	-	0-0

## Team Results

Date	Opponent		Score	Att.
12/03/2021	Iowa	W	77-70	14804
12/09/2021	at Rutgers	L	68-70	0

# GAME 13 // [3] PURDUE vs. NICHOLLS // DECEMBER 29, 2021

LAST TIME OUT (No. 3 Purdue 79, Incarnate Word 59)



Official Basketball Box Score - Final  
**Incarnate Word at Purdue**  
 12/20/21 Mackey Arena, West Lafayette  
 2021-22 Men's Basketball

Game Time: 7:00 PM  
 Game Duration: 1:56  
 Attendance: 14,804

Officials: Bill Ek, Edwin Young, Brian McNutt

## Incarnate Word - 59

Record: 2-10

NO.	Name	Min	FG M-A	3P M-A	FT M-A	Rebounds OR DR TOT	Fouls PF FD	TP	AS	TO	ST	Blocks BS BA	+/-
23	Godsgift Ezedinma	F 20:54	3-5	2-2	1-2	0 0 0	4 2	9	0	0	1	0 1	-12
24	Benjamin Griscti	F 31:20	5-8	4-7	0-0	0 2 2	1 2	14	0	2	0	1 0	-9
3	Drew Lutz	G 40:00	2-10	0-4	0-0	2 6 8	3 3	4	9	4	3	0 2	-20
5	Brandon Swaby	G 26:53	2-2	2-2	0-0	0 4 4	5 1	6	0	0	0	0 0	-17
13	Josh Morgan	G 40:00	3-12	0-5	0-1	0 2 2	1 2	6	5	3	0	0 0	-20
11	Johnny Hughes III	20:46	4-11	2-3	2-2	2 1 3	1 1	12	0	1	0	1 0	-12
0	Bradley Akhile	09:02	2-4	2-4	0-0	0 1 1	2 2	6	0	1	1	0 0	-7
12	Dylan Hayman	11:05	1-2	0-0	0-0	0 0 0	0 0	2	0	0	0	0 0	-3
Team						1 2 3		0		0			
<b>Totals</b>			22-54	12-27	3-5	5 18 23	17 13	59	14	11	5	2 3	-20

Shooting By Period		
1 <sup>st</sup> FG%	10-31	32.3%
3PT%	6-16	37.5%
FT%	1-2	50%
2 <sup>nd</sup> FG%	12-23	52.2%
3PT%	6-11	54.5%
FT%	2-3	66.7%
GM FG%	22-54	40.7%
3PT%	12-27	44.4%
FT%	3-5	60.0%

Dead Ball Rebounds: 1, 3

Technical Fouls: Hughes III 1<sup>st</sup> 5:28

## Purdue - 79

Record: 11-1

NO.	Name	Min	FG M-A	3P M-A	FT M-A	Rebounds OR DR TOT	Fouls PF FD	TP	AS	TO	ST	Blocks BS BA	+/-
3	Caleb Furst	F 23:09	1-8	0-3	0-2	4 3 7	1 1	2	0	1	0	1 1	2
50	Trevion Williams	F 17:25	5-7	0-0	2-4	4 4 8	1 3	12	1	1	1	0 0	15
11	Isaiah Thompson	G 19:58	2-6	2-5	2-2	2 0 2	1 1	8	0	0	0	0 0	9
23	Jaden Ivey	G 18:43	5-10	1-4	1-1	0 5 5	0 2	12	4	2	1	0 1	20
55	Sasha Stefanovic	G 19:54	3-6	2-5	0-0	0 1 1	1 1	8	4	0	2	0 0	19
2	Eric Hunter Jr.	16:59	1-3	1-2	0-0	1 1 2	3 0	3	1	2	0	0 0	14
15	Zach Edey	15:29	6-7	0-0	1-4	6 3 9	3 5	13	4	2	0	1 0	12
0	Mason Gillis	21:23	4-9	2-5	0-0	2 1 3	3 2	10	2	0	0	0 0	13
5	Brandon Newman	17:32	2-8	2-6	0-0	0 5 5	0 0	6	0	1	2	1 0	3
25	Ethan Morton	18:43	1-1	1-1	0-0	0 0 0	1 0	3	2	2	0	0 0	2
34	Carson Barrett	03:03	0-1	0-1	0-0	0 1 1	0 0	0	0	0	0	0 0	-3
14	Jared Wulbrun	02:34	0-0	0-0	0-0	0 0 0	0 0	0	0	0	0	0 0	-2
21	Matt Frost	02:34	0-0	0-0	2-2	0 0 0	0 1	2	0	0	0	0 0	-2
22	Chase Martin	02:34	0-0	0-0	0-0	0 0 0	0 0	0	0	0	0	0 0	-2
Team						0 3 3		0		0			
<b>Totals</b>			30-66	11-32	8-15	19 27 46	14 16	79	18	11	6	3 2	20

Shooting By Period		
1 <sup>st</sup> FG%	18-36	50.0%
3PT%	6-14	42.9%
FT%	3-9	33.3%
2 <sup>nd</sup> FG%	12-30	40.0%
3PT%	5-18	27.8%
FT%	5-6	83.3%
GM FG%	30-66	45.5%
3PT%	11-32	34.4%
FT%	8-15	53.3%

Dead Ball Rebounds: 3, 1

Technical Fouls: Gillis 1<sup>st</sup> 5:28

	UIW	PUR
Biggest lead	6 (1 <sup>st</sup> 18:31)	30 (2 <sup>nd</sup> 8:25)
Best Scoring Run	7 (2 <sup>nd</sup> 2:10)	10 (1 <sup>st</sup> 12:33)
Lead Changes	1	
Times Tied	2	
Time with Lead	01:52	35:54

Points from	UIW	PUR
Turnovers	19	20
Paint	12	38
Second Chance	5	20
Fast Breaks	0	10
Bench	20	37

Period by Period Scoring			
	1st	2nd	TOT
UIW	27	32	59
PUR	45	34	79

# GAME 13 // [3] PURDUE vs. NICHOLLS // DECEMBER 29, 2021

2021-22 GAME-BY-GAME COMPARISON																			
Team	W/L	FG-FGA	Pct.	3P-3PA	Pct.	FT-FTA	Pct.	O-D	Reb.	PF	A	TO	B	S	1st	2nd	OT	Pts.	PPP
[7] Purdue	W	28-56	.500	16-36	.444	24-29	.828	15-27	42	13	21	13	3	7	50	46		96	1.43
Bellarmine		24-59	.407	12-35	.343	7-8	.875	7-25	22	20	15	10	1	5	37	30		67	1.00
[7] Purdue	W	31-58	.534	8-20	.400	22-32	.688	12-30	42	14	19	12	8	6	51	41		92	1.26
Indiana State		25-64	.391	6-26	.231	11-14	.786	10-21	31	25	14	12	0	4	30	37		67	0.92
[6] Purdue	W	35-67	.522	11-28	.393	15-21	.714	19-37	56	15	18	17	4	9	51	45		96	1.28
Wright State		18-59	.305	5-26	.192	11-14	.786	6-17	23	17	8	15	0	6	17	35		52	0.69
[6] Purdue	W	34-61	.557	10-23	.435	15-22	.682	4-27	31	16	21	9	2	6	41	52		93	1.21
[18] North Carolina		31-69	.449	12-29	.414	10-12	.833	12-25	37	20	13	14	5	3	35	49		84	1.09
[6] Purdue	W	29-55	.527	10-23	.435	12-14	.857	12-26	38	18	17	11	1	4	31	49		80	1.33
[5] Villanova		26-58	.448	13-34	.382	9-17	.529	10-16	26	15	15	4	2	4	33	41		74	1.23
[3] Purdue	W	34-59	.576	9-17	.529	20-24	.833	14-39	53	6	19	12	6	4	52	45		97	1.45
Omaha		17-63	.270	5-28	.179	1-2	.500	8-14	22	14	8	9	2	6	17	23		40	0.60
[2] Purdue	W	35-59	.593	12-25	.480	11-14	.786	10-26	36	8	23	13	5	5	48	45		93	1.37
Florida State		26-63	.413	8-24	.333	5-6	.833	11-14	25	17	12	13	1	7	32	33		65	0.96
[2] Purdue	W	21-50	.420	8-19	.421	27-37	.730	8-34	42	18	14	17	2	5	39	38		77	1.01
Iowa		25-62	.403	5-21	.238	15-22	.682	6-24	30	29	12	9	0	6	26	44		70	0.92
[1] Purdue	L	25-61	.410	7-26	.269	11-16	.688	16-19	35	17	10	11	2	8	35	33		68	1.05
Rutgers		25-48	.521	7-14	.500	13-18	.722	5-22	27	19	18	15	2	7	36	34		70	1.08
[1] Purdue	W	30-60	.500	5-21	.238	17-25	.680	11-32	43	16	18	14	9	6	27	39	16	82	1.09
North Carolina State		26-62	.419	8-21	.381	12-15	.800	7-23	30	24	10	13	3	7	31	35	6	72	0.96
[3] Purdue	W	27-51	.529	11-22	.500	12-14	.857	11-31	42	15	17	10	5	4	39	38		77	1.33
Butler		19-59	.322	4-28	.143	6-14	.429	13-14	27	15	10	7	2	5	21	27		48	0.83
[3] Purdue	W	30-66	.455	11-32	.344	8-15	.533	19-27	46	14	18	11	3	6	45	34		79	1.23
Incarnate Word		22-54	.407	12-27	.444	3-5	.600	5-18	23	17	14	11	2	5	27	32		59	0.92



## MISCELLANEOUS SINGLE-GAME INFORMATION

Date	Opponent	Biggest Lead		Lead Chang.	Ties	[---Time In the Lead---]			Biggest Run		Paint	Off TO	2nd-ch.	Bench	Starters	Fr.	So.	Jr.	Sr.
		PU	Opp.			PU	Opp.	Tied	PU	Opp.									
Nov. 9	Bellarmine	36	3	1	1	37:15	1:25	1:20	11	9	22-20	14-11	13-6	29-22	67-45	2	46	15	33
Nov. 12	Indiana State	30	5	1	1	36:43	2:02	1:15	16	10	42-36	21-14	13-2	21-30	71-37	12	59	4	17
Nov. 16	Wright State	49	3	1	0	38:42	0:50	0:28	14	6	46-16	22-15	31-3	44-7	52-45	14	44	4	34
Nov. 20	[18] North Carolina	13	1	2	1	39:08	0:16	0:36	10	7	42-18	19-10	5-21	28-14	65-70	8	33	3	49
Nov. 21	[5] Villanova	10	11	6	5	18:55	17:54	3:11	9	8	38-18	4-10	16-11	15-17	65-57	12	34	12	22
Nov. 26	Omaha	58	1	2	0	39:18	0:26	0:16	29	5	48-16	8-9	19-8	49-14	48-26	7	61	6	23
Nov. 30	Florida State	28	0	0	2	38:18	0:00	1:42	12	7	38-26	12-25	18-15	31-16	62-49	9	49	12	23
Dec. 3	Iowa	19	1	2	1	35:38	2:17	2:05	7	11	26-34	8-20	10-4	37-29	40-41	2	45	5	25
Dec. 9	Rutgers	10	7	6	5	19:29	16:32	3:59	11	12	36-28	16-4	22-4	31-5	37-65	0	32	0	36
Dec. 12	North Carolina State	10	13	1	2	4:45	38:33	1:42	7	8	50-34	14-19	14-9	39-9	43-63	0	46	0	36
Dec. 18	Butler	36	2	1	1	38:25	0:21	1:14	12	6	26-26	6-8	12-6	25-6	52-42	6	47	6	18
Dec. 20	Incarnate Word	30	6	1	2	35:54	1:52	2:14	10	7	38-12	20-19	20-5	37-20	42-39	2	44	10	23
Dec. 29	Nicholls																		
Jan. 3	Wisconsin																		
Jan. 8	Penn State																		
Jan. 11	Michigan																		
Jan. 14	Nebraska																		
Jan. 17	Illinois																		
Jan. 20	Indiana																		
Jan. 23	Northwestern																		
Jan. 27	Iowa																		
Jan. 30	Ohio State																		
Feb. 2	Minnesota																		
Feb. 5	Michigan																		
Feb. 10	Illinois																		
Feb. 13	Maryland																		
Feb. 16	Northwestern																		
Feb. 20	Rutgers																		
Feb. 26	Michigan State																		
Mar. 1	Wisconsin																		
Mar. 5	Indiana																		
Mar. 9-13	Big Ten Tournament																		
PURDUE TOTALS		58							29		452	164	193	386	644	74	540	77	339
PURDUE AVERAGES											37.7	13.7	16.1	32.2	53.7	6.2	45.0	6.4	28.3
OPPONENT TOTALS		13							12		284	164	94	189	579				
OPPONENT AVERAGES											23.7	13.7	7.8	15.8	48.3				

## POINTS-REBOUNDS-ASSISTS (starters in underline&gt;

Date	Opponent	Result	#0 Gillis	#2 Hunter	#3 Furst	#5 Newman	#11 Thomps.	#14 Wulbrun	#15 Edey	#21 Frost	#22 Martin	#23 Ivey	#25 Morton	#34 Barrett	#50 Williams	#55 Stefanovic
Nov. 9	Bellarmine	W, 96-67	DNP	6-1-1	<u>2-9-1</u>	14-1-3	<u>15-1-4</u>	0-1-0	<u>16-9-0</u>	0-0-0	0-0-0	<u>11-5-3</u>	5-4-3	0-0-0	4-7-3	<u>23-2-3</u>
Nov. 12	Indiana State	W, 92-67	DNP	0-1-3	<u>12-8-0</u>	8-1-0	<u>4-1-1</u>	0-0-0	<u>22-10-3</u>	0-0-0	0-0-0	<u>27-8-4</u>	2-1-1	0-1-0	11-8-3	<u>6-1-4</u>
Nov. 16	Wright State	W, 96-52	DNP	2-2-4	<u>14-11-2</u>	15-1-0	<u>0-0-3</u>	2-0-0	<u>18-12-1</u>	2-1-0	0-0-0	<u>8-6-3</u>	3-3-2	0-0-0	20-13-3	<u>12-4-0</u>
Nov. 20	[18] North Carolina	W, 93-84	DNP	6-2-0	<u>8-5-0</u>	0-0-2	<u>3-0-2</u>	DNP	<u>9-3-2</u>	DNP	DNP	<u>22-10-6</u>	2-2-0	DNP	20-4-1	<u>23-2-8</u>
Nov. 21	[5] Villanova	W, 80-74	0-1-0	3-3-1	<u>12-4-1</u>	3-3-0	<u>12-0-0</u>	DNP	<u>21-6-0</u>	DNP	DNP	<u>10-7-7</u>	0-1-0	DNP	9-4-2	<u>10-3-6</u>
Nov. 26	Omaha	W, 97-40	6-5-0	<u>4-1-2</u>	<u>7-9-1</u>	16-5-0	6-3-1	0-0-0	<u>20-6-1</u>	0-2-0	2-1-1	<u>12-2-2</u>	3-3-4	2-0-0	14-10-2	<u>5-4-5</u>
Nov. 30	Florida State	W, 93-65	6-3-0	4-0-2	<u>9-6-1</u>	13-6-2	<u>12-2-1</u>	DNP	<u>12-4-0</u>	DNP	DNP	<u>18-6-2</u>	0-0-4	DNP	8-6-3	<u>11-1-8</u>
Dec. 3	Iowa	W, 77-70	12-3-1	4-1-2	<u>2-7-0</u>	5-0-1	<u>5-1-1</u>	DNP	<u>6-7-0</u>	DNP	DNP	<u>19-2-2</u>	3-0-2	DNP	13-18-3	<u>8-1-2</u>
Dec. 9	Rutgers	L, 68-70	0-1-0	6-2-1	<u>0-0-0</u>	3-2-1	<u>0-2-0</u>	DNP	<u>13-6-1</u>	DNP	DNP	<u>15-1-3</u>	1-3-1	DNP	21-11-1	<u>9-2-2</u>
Dec. 12	North Carolina State	W, 82-72	9-4-0	2-1-0	<u>0-1-1</u>	0-0-0	<u>0-1-2</u>	DNP	<u>9-7-0</u>	DNP	DNP	<u>22-7-2</u>	6-1-2	DNP	22-12-9	<u>12-2-2</u>
Dec. 18	Butler	W, 77-48	6-4-1	0-1-2	<u>6-2-1</u>	1-4-1	<u>6-0-2</u>	0-0-0	14-11-0	0-0-0	0-0-0	<u>22-5-2</u>	4-1-3	0-2-0	<u>10-6-2</u>	<u>8-4-3</u>
Dec. 20	Incarnate Word	W, 79-59	10-3-2	3-2-1	<u>2-7-0</u>	6-5-0	<u>8-2-0</u>	0-0-0	13-9-4	2-0-0	0-0-0	<u>12-5-4</u>	3-0-2	0-1-0	<u>12-8-1</u>	<u>8-1-4</u>
Dec. 29	Nicholls															
Jan. 3	Wisconsin															
Jan. 8	Penn State															
Jan. 11	Michigan															
Jan. 14	Nebraska															
Jan. 17	Illinois															
Jan. 20	Indiana															
Jan. 23	Northwestern															
Jan. 27	Iowa															
Jan. 30	Ohio State															
Feb. 2	Minnesota															
Feb. 5	Michigan															
Feb. 10	Illinois															
Feb. 13	Ohio State															
Feb. 16	Northwestern															
Feb. 20	Rutgers															
Feb. 26	Michigan State															
Mar. 1	Wisconsin															
Mar. 5	Indiana															
Mar. 9-13	Big Ten Tournament															

GAME 13 // [3] PURDUE vs. NICHOLLS // DECEMBER 29, 2021

INSIDE THE NUMBERS						PURDUE'S RECORD WHEN...												
10+ POINTS			2022	CAREER		CONSECUTIVE GAMES WITH A 3-PT			FIRST SUB			2022	CAREER		Category	2021-22	Painter	Str.
Trevion Williams			9 (8-1)	51 (31-20)		Sasha Stefanovic			Trevion Williams			9	26		All Games	11-1	366-185	W-3
Eric Hunter Jr.				31 (22-9)		Jaden Ivey			Eric Hunter Jr.			5	24		At Home	7-0	229-41	W-12
Sasha Stefanovic			6 (6-0)	29 (24-5)		Ethan Morton			Zach Edey			1	23		On Road	0-1	77-93	L-1
Jaden Ivey			11 (10-1)	25 (20-5)		Isaiah Thompson			Isaiah Thompson			1	18		At Neutral Sites	4-0	60-51	W-4
Zach Edey			9 (8-1)	20 (15-5)		Mason Gillis			Ethan Morton			2	5		vs. Big Ten Foes	1-1	192-124	L-1
Brandon Newman			4 (4-0)	16 (13-3)		Eric Hunter Jr.			Sasha Stefanovic				5		Big Ten Regular-Season	1-1	181-110	L-1
Isaiah Thompson			3 (3-0)	13 (8-5)		Brandon Newman			Mason Gillis			1	3		Big Ten Tournament		11-14	L-3
Mason Gillis			2 (2-0)	6 (6-0)					Jaden Ivey				3		At Home	1-0	113-32	W-6
Caleb Furst			3 (3-0)	3 (3-0)											On Road	0-1	68-78	L-1
															At Neutral Site		11-14	L-3
															vs. Non-Conference Foes	10-0	174-61	W-10
															At Home	6-0	116-9	W-13
															On Road		9-16	L-1
															At Neutral Site	4-0	49-36	W-4
															vs. Ranked Opponent	2-0	56-88	W-2
															vs. Unranked Opponent	9-1	310-97	W-3
															In Overtime	1-0	13-18	W-1
															Leading at Halftime	9-0	299-51	W-14
															Trailing at Halftime	2-1	53-123	W-1
															Tied at Halftime		13-12	W-1
															Games Decided by 1-9 Pts.	3-1	127-108	L-1
															3 Points or Less	0-1	41-34	L-2
															4-6 Points	1-0	39-34	W-2
															7-9 Points	2-0	47-40	W-2
															Games Decided by 10+ Pts.	8-0	239-77	W-12
															10-19 Points	1-0	121-61	W-4
															20-Plus Points	7-0	118-16	W-11
															Purdue Shoots 48% or Better	9-0	174-17	W-14
															Purdue Shoots Less Than 48%	2-1	192-168	W-1
															Opp. Shoots 48% or Better	0-1	31-76	L-8
															Opp. Shoots Less Than 48%	11-0	335-109	W-11
															Purdue Shoots Better Than Opp.	11-0	301-42	W-27
															Opp. Shoots Better / Equal %	0-1	65-143	L-4
															Purdue Outrebound Opp.	10-1	272-76	W-3
															Opp. Outreb. / Equals Purdue	1-0	94-109	W-1
															Purdue Has More FT Attempts	9-0	264-38	W-9
															Opp. Has More / Equal FT Att.	2-1	102-147	W-1
															Purdue Makes 10+ 3-Ptrs.	7-0	91-17	W-17
															Purdue Makes 0-4 3-Ptrs.		55-69	W-1
															Opp. Makes 10+ 3-Ptrs.	4-0	43-32	W-4
															Opp. Makes 0-4 3-Ptrs.		120-39	W-2
															Purdue Has 0-9 Turnovers	1-0	100-43	W-1
															Purdue Has 10-15 Turnovers	8-1	207-94	W-3
															Purdue Has 16+ Turnovers	2-0	59-48	W-4
															Opp. Has 0-9 Turnovers	4-0	69-63	W-4
															Opp. Has 10-15 Turnovers	7-1	172-95	W-2
															Opp. Has 16+ Turnovers		125-27	W-2
															Purdue Has Fewer TOs	1-1	207-66	L-1
															Purdue Has More / Equal TOs	10-0	159-119	W-10
															Purdue Wins Reb. & TO Margin	0-1	133-15	L-2
															Purdue Scores 0-49 Pts.		2-9	L-1
															Purdue Scores 50-59 Pts.		11-49	L-1
															Purdue Scores 60-69 Pts.	0-1	94-77	L-2
															Purdue Scores 70-79 Pts.	3-0	123-38	W-3
															Purdue Scores 80-89 Pts.	2-0	90-12	W-15
															Purdue Scores 90+ Pts.	6-0	46-0	W-108
															Opp. Scores 0-49 Pts.	2-0	54-1	W-24
															Opp. Scores 50-59 Pts.	2-0	110-6	W-6
															Opp. Scores 60-69 Pts.	3-0	132-53	W-5
															Opp. Scores 70-79 Pts.	3-1	58-77	W-1
															Opp. Scores 80-89 Pts.	1-0	9-39	W-1
															Opp. Scores 90+ Pts.		3-9	W-2
															0-1 Player in Double Figures		6-9	W-1
															2 Players in Double Figures		56-56	L-1
															3 Players in Double Figures	4-1	145-90	W-2
															4 Players in Double Figures	3-0	110-21	W-9
															5+ Players in Double Figures	4-0	49-9	W-13
															In November	7-0	79-23	W-7
															In December	4-1	92-31	W-3
															In January		79-49	W-1
															In February		72-40	W-3
															In March		44-42	L-2
															On Sunday	2-0	48-27	W-4
															On Monday	1-0	11-5	W-2
															On Tuesday	3-0	63-28	W-5
															On Wednesday		60-29	W-4
															On Thursday	0-1	33-24	L-2
															On Friday	3-0	41-15	W-3
															On Saturday	2-0	110-56	W-6
															Wearing White Uniforms	6-0		W-6
															Wearing Black Uniforms	3-1		W-2
															Wearing Gold Uniforms	1-0		W-14
															Wearing Gray Uniforms	1-0		W-1

THE START CHART (3)					
1	2	3	4	5	
Thompson	Ivey	Stefanovic	Furst	Edey	1, 2, 3, 4, 5, 7, 8, 9, 10
Hunter Jr.	Ivey	Stefanovic	Furst	Edey	6
Thompson	Ivey	Stefanovic	Furst	Williams	11, 12

CAREER STARTS AT PURDUE							
Player	19	20	21	22	Tot.	Cons.	Record as Starter
Trevion Williams	8	22	26	2	58	2	37-21
Sasha Stefanovic		22	21	12	55	17	37-18
Eric Hunter Jr.	1	30	23	1	55		32-23
Jaden Ivey			12	12	24	24	18-6
Mason Gillis			23		23		15-8
Brandon Newman			23		23		15-8
Isaiah Thompson			5	11	16	6	13-3
Caleb Furst				12	12	12	12-1
Zach Edey			2	10	12		11-1

PURDUESPORTS.COM | @BOILERBALL

PURDUE / OPPONENT STATISTICAL BREAKDOWNS																							
All Games	Record	FG	FGA	Pct.	3P	3PA	Pct.	FT	FTA	Pct.	Off.	Def.	Avg.	F	DQ	Ast.	TO	Blk.	Stl.	1st	2nd	OT	Avg.
All Games	11-1	359	703	.511	118	292	.404	194	263	.738	151	355	42.2	170	1	215	151	50	70	509	505	16	85.8
		284	720	.394	97	313	.310	103	147	.701	100	223	26.9	231	7	149	133	20	66	342	420	6	64.0
Home	7-0	214	415	.516	75	177	.424	127	172	.738	97	220	45.3	88	0	132	95	31	42	336	294	0	90.0
		157	424	.370	53	187	.283	53	71	.746	53	123	25.1	139	4	83	79	6	39	186	234	0	60.0
Away	0-1	25	61	.410	7	26	.269	11	16	.688	16	19	35.0	17	0	10	11	2	8	35	33	0	68.0
		25	48	.521	7	14	.500	13	18	.722	5	22	27.0	19	0	18	15	2	7	36	34	0	70.0
Neutral	4-0	120	227	.529	36	89	.404	56	75	.747	38	116	38.5	65	1	73	44	17	20	138	178	16	83.0
		102	248	.411	37	112	.330	37	58	.638	42	78	30.0	73	3	48	38	12	19	120	152	6	69.5
Big Ten Reg-Seas.	Record	FG	FGA	Pct.	3P	3PA	Pct.	FT	FTA	Pct.	Off.	Def.	Avg.	F	DQ	Ast.	TO	Blk.	Stl.	1st	2nd	OT	Avg.
All Games	1-1	46	111	.414	15	45	.333	38	53	.717	24	53	38.5	35	0	24	29	4	13	74	71	0	72.5
		50	110	.455	12	35	.343	28	40	.700	11	46	28.5	48	1	30	25	2	14	62	68	0	70.0
Home	1-0	21	50	.420	8	19	.421	27	37	.730	8	34	42.0	18	0	14	17	2	5	39	38	0	77.0
		25	62	.403	5	21	.238	15	22	.682	6	24	30.0	29	1	12	9	0	6	26	44	0	70.0
Away	0-1	25	61	.410	7	26	.269	11	16	.688	16	19	35.0	17	0	10	11	2	8	35	33	0	68.0
		25	48	.521	7	14	.500	13	18	.722	5	22	27.0	19	0	18	15	2	7	36	34	0	70.0
Current Streak	Streak	FG	FGA	Pct.	3P	3PA	Pct.	FT	FTA	Pct.	Off.	Def.	Reb.	F	DQ	Ast.	TO	Blk.	Stl.	1st	2nd	OT	Avg.
Overall	Win-3	87	177	.492	27	75	.360	37	54	.685	41	90	43.7	45	1	53	35	17	16	111	111	16	79.3
		67	175	.383	24	76	.316	21	34	.618	25	55	26.7	55	2	34	31	7	17	79	94	6	59.7
Month	Record	FG	FGA	Pct.	3P	3PA	Pct.	FT	FTA	Pct.	Off.	Def.	Avg.	F	DQ	Ast.	TO	Blk.	Stl.	1st	2nd	OT	Avg.
November	7-0	226	415	.545	76	172	.442	119	156	.763	86	212	42.6	90	0	138	87	29	41	324	323	0	92.4
		167	435	.384	61	202	.302	54	73	.740	64	122	26.6	128	4	85	77	11	35	201	248	0	64.1
December	4-1	133	288	.462	42	120	.350	75	107	.701	65	143	41.6	80	1	77	64	21	29	185	182	16	76.6
		117	285	.411	36	111	.324	49	74	.662	36	101	27.4	103	3	64	56	9	31	141	172	6	63.8
January																							
February																							
March																							
April																							
vs. Ranked / UR	Record	FG	FGA	Pct.	3P	3PA	Pct.	FT	FTA	Pct.	Off.	Def.	Avg.	F	DQ	Ast.	TO	Blk.	Stl.	1st	2nd	OT	Avg.
Ranked Teams	2-0	63	116	.543	20	46	.435	27	36	.750	16	53	34.5	34	0	38	20	3	10	72	101	0	86.5
		57	127	.449	25	63	.397	19	29	.655	22	41	31.5	35	2	28	18	7	7	68	90	0	79.0
Unranked Teams	9-1	296	587	.504	98	246	.398	167	227	.736	135	302	43.7	136	1	177	131	47	60	437	404	16	85.7
		227	593	.383	72	250	.288	84	188	.712	78	182	26.0	196	5	121	115	13	59	274	330	6	61.0
Results	Record	FG	FGA	Pct.	3P	3PA	Pct.	FT	FTA	Pct.	Off.	Def.	Avg.	F	DQ	Ast.	TO	Blk.	Stl.	1st	2nd	OT	Avg.
Wins	11-0	334	642	.520	111	266	.417	183	247	.741	135	336	42.8	153	1	205	139	48	62	474	472	16	87.5
		259	672	.385	90	299	.301	90	129	.698	95	201	26.9	212	7	131	117	18	58	306	386	6	63.5
Losses	0-1	25	61	.410	7	26	.269	11	16	.688	16	19	35.0	17	0	10	11	2	8	35	33	0	68.0
		25	48	.521	7	14	.500	13	18	.722	5	22	27.0	19	0	18	15	2	7	36	34	0	70.0
5-Game	Record	FG	FGA	Pct.	3P	3PA	Pct.	FT	FTA	Pct.	Off.	Def.	Reb.	F	DQ	Ast.	TO	Blk.	Stl.	1st	2nd	OT	Avg.
Games 1-5	5-0	157	297	.529	55	130	.423	88	118	.746	62	147	41.8	76	0	96	62	18	32	224	233	0	91.4
		124	309	.401	48	150	.320	48	65	.738	45	94	27.8	97	3	65	55	8	22	152	192	0	68.8
Games 6-10	4-1	145	289	.502	41	108	.380	86	116	.741	59	150	41.8	65	0	84	68	24	28	201	200	16	83.4
		119	298	.399	33	108	.306	46	63	.730	37	97	26.8	102	3	60	60	8	34	142	169	6	63.4
Games 11-15	2-0	57	117	.487	22	54	.407	20	29	.690	30	58	44.0	29	1	35	21	8	10	84	72	0	78.0
		41	113	.363	16	55	.291	9	19	.474	18	32	25.0	32	1	24	18	4	10	48	59	0	53.5
Games 16-20																							
Games 21-25																							
Games 26-30																							
Games 31-35																							
Games 36-40																							
Postseason	Record	FG	FGA	Pct.	3P	3PA	Pct.	FT	FTA	Pct.	Off.	Def.	Reb.	F	DQ	Ast.	TO	Blk.	Stl.	1st	2nd	OT	Avg.
Overall																							
Big Ten																							
NCAA																							

GAME 13 // [3] PURDUE vs. NICHOLLS // DECEMBER 29, 2021

INDIVIDUAL GAME-BY-GAME STATISTICS													
#0   MASON GILLIS													
Date	Opponent	Min.	FG	3FG	FT	O-D-T	PF	A	TO	B	S	Pts.	
N9	Bellarmine					– DID NOT PLAY –							
N12	Indiana State					– DID NOT PLAY –							
N16	Wright State					– DID NOT PLAY –							
N20	vs. [18] North Carolina					– DID NOT PLAY –							
N21	vs. [5] Villanova	10	0-1	0-1	0-0	1-0-1	1	0	0	0	0	0	
N26	Omaha	17	2-2	1-1	1-1	2-3-5	0	0	0	1	0	6	
N30	Florida State	19	2-4	0-2	2-2	1-2-3	1	0	0	0	1	6	
D3	Iowa	18	2-3	2-2	6-6	1-2-3	3	1	1	1	0	12	
D9	at Rutgers	12	0-1	0-1	0-0	0-1-1	2	0	0	1	0	0	
D12	vs. North Carolina State	22	3-5	1-2	2-2	2-2-4	4	0	0	0	0	9	
D18	vs. Butler	19	1-2	0-0	4-4	2-2-4	1	1	0	0	0	6	
D20	Incarnate Word	21	4-9	2-5	0-0	2-1-3	3	2	0	0	0	10	
D29	Nicholls												
J3	Wisconsin												
J8	at Penn State												
J11	at Michigan												
J14	Nebraska												
J17	at Illinois												
J20	at Indiana												
J23	Northwestern												
J27	at Iowa												
J30	Ohio State												
F2	at Minnesota												
F5	Michigan												
F10	Illinois												
F13	Maryland												
F16	at Northwestern												
F20	Rutgers												
F26	at Michigan State												
M1	at Wisconsin												
M5	Indiana												
M9-13	Big Ten Tournament												
#2   ERIC HUNTER JR.													
Date	Opponent	Min.	FG	3FG	FT	O-D-T	PF	A	TO	B	S	Pts.	
N9	Bellarmine	19	2-6	2-6	0-0	0-1-1	0	1	0	0	1	6	
N12	Indiana State	19	0-2	0-1	0-0	0-1-1	1	3	2	0	0	0	
N16	Wright State	22	1-4	0-1	0-0	1-1-2	1	4	0	0	1	2	
N20	vs. [18] North Carolina	24	2-2	0-0	2-4	0-2-2	0	0	0	0	2	6	
N21	vs. [5] Villanova	19	0-1	0-1	3-4	1-2-3	2	1	2	0	0	3	
N26	• Omaha	18	2-4	0-0	0-0	1-0-1	0	2	1	0	0	4	
N30	Florida State	18	2-3	0-0	0-0	0-0-0	1	2	1	0	0	4	
D3	Iowa	25	1-4	1-3	1-2	0-1-1	1	2	4	0	0	4	
D9	at Rutgers	26	2-6	2-4	0-0	1-1-2	0	1	0	0	2	6	
D12	vs. North Carolina State	30	1-3	0-2	0-0	1-0-1	1	0	2	0	2	2	
D18	vs. Butler	18	0-3	0-2	0-0	1-0-1	1	2	1	1	0	0	
D20	Incarnate Word	17	1-3	1-2	0-0	1-1-2	3	1	2	0	0	3	
D29	Nicholls												
J3	Wisconsin												
J8	at Penn State												
J11	at Michigan												
J14	Nebraska												
J17	at Illinois												
J20	at Indiana												
J23	Northwestern												
J27	at Iowa												
J30	Ohio State												
F2	at Minnesota												
F5	Michigan												
F10	Illinois												
F13	Maryland												
F16	at Northwestern												
F20	Rutgers												
F26	at Michigan State												
M1	at Wisconsin												
M5	Indiana												
M9-13	Big Ten Tournament												
#3   CALEB FURST													
Date	Opponent	Min.	FG	3FG	FT	O-D-T	PF	A	TO	B	S	Pts.	
N9	• Bellarmine	26	1-3	0-2	0-0	3-6-9	2	1	2	0	0	2	
N12	• Indiana State	22	4-7	0-1	4-5	2-6-8	0	0	0	1	0	12	
N16	• Wright State	25	5-7	1-2	3-4	4-7-11	1	2	3	0	0	14	
N20	• vs. [18] North Carolina	33	3-5	2-3	0-0	0-5-5	2	0	0	2	1	8	
N21	• vs. [5] Villanova	24	5-5	1-1	1-1	1-3-4	1	1	1	0	0	12	
N26	• Omaha	23	2-5	0-1	3-4	5-4-9	0	1	1	2	0	7	
N30	• Florida State	21	2-3	1-1	4-6	2-4-6	1	1	0	2	0	9	
D3	• Iowa	22	1-2	0-0	0-0	3-4-7	2	0	2	0	1	2	
D9	• at Rutgers	9	0-0	0-0	0-0	0-0-0	1	0	0	0	0	0	
D12	• vs. North Carolina State	13	0-1	0-0	0-0	0-1-1	1	1	3	0	0	0	
D18	• vs. Butler	21	3-4	0-1	0-0	1-1-2	0	1	0	0	1	6	
D20	• Incarnate Word	23	1-8	0-3	0-2	4-3-7	1	0	1	1	0	2	
D29	Nicholls												
J3	Wisconsin												
J8	at Penn State												
J11	at Michigan												
J14	Nebraska												
J17	at Illinois												
J20	at Indiana												
J23	Northwestern												
J27	at Iowa												
J30	Ohio State												
F2	at Minnesota												
F5	Michigan												
F10	Illinois												
F13	Maryland												
F16	at Northwestern												
F20	Rutgers												
F26	at Michigan State												
M1	at Wisconsin												
M5	Indiana												
M9-13	Big Ten Tournament												
#5   BRANDON NEWMAN													
Date	Opponent	Min.	FG	3FG	FT	O-D-T	PF	A	TO	B	S	Pts.	
N9	Bellarmine	19	3-10	3-9	5-6	0-1-1	2	3	0	1	0	14	
N12	Indiana State	20	2-8	2-5	2-2	0-1-1	2	0	0	0	0	8	
N16	Wright State	17	5-8	5-7	0-0	0-1-1	1	0	0	0	0	15	
N20	vs. [18] North Carolina	11	0-1	0-0	0-0	0-0-0	1	2	1	0	0	0	
N21	vs. [5] Villanova	12	1-4	1-4	0-0	0-3-3	0	0	0	0	0	3	
N26	Omaha	17	4-9	3-7	5-5	0-5-5	0	0	0	0	0	16	
N30	Florida State	17	5-9	2-6	1-1	0-6-6	2	2	2	0	0	13	
D3	Iowa	13	1-4	1-4	2-2	0-0-0	1	1	0	0	0	5	
D9	at Rutgers	13	1-6	1-5	0-0	1-1-2	1	1	3	0	2	3	
D12	vs. North Carolina State	8	0-4	0-4	0-0	0-0-0	0	0	0	0	0	0	
D18	vs. Butler	11	0-4	0-4	1-2	0-4-4	5	1	1	1	1	1	
D20	Incarnate Word	18	2-8	2-6	0-0	0-5-5	0	0	1	1	2	6	
D29	Nicholls												
J3	Wisconsin												
J8	at Penn State												
J11	at Michigan												
J14	Nebraska												
J17	at Illinois												
J20	at Indiana												
J23	Northwestern												
J27	at Iowa												
J30	Ohio State												
F2	at Minnesota												
F5	Michigan												
F10	Illinois												
F13	Maryland												
F16	at Northwestern												
F20	Rutgers												
F26	at Michigan State												
M1	at Wisconsin												
M5	Indiana												
M9-13	Big Ten Tournament												

## INDIVIDUAL GAME-BY-GAME STATISTICS

## #11 | ISAIAH THOMPSON

Date	Opponent	Min.	FG	3FG	FT	O-D-T	PF	A	TO	B	S	Pts.
N9	• Bellarmine	24	5-9	5-8	0-0	0-1-1	1	4	0	0	0	15
N12	• Indiana State	21	1-3	1-3	1-3	0-1-1	2	1	0	0	0	4
N16	• Wright State	21	0-3	0-2	0-0	0-0-0	0	3	0	0	0	0
N20	• vs. [18] North Carolina	16	1-2	1-2	0-0	0-0-0	2	2	0	0	0	3
N21	• vs. [5] Villanova	21	4-5	4-5	0-0	0-0-0	2	0	2	0	0	12
N26	• Omaha	19	2-3	1-1	1-1	0-3-3	1	1	1	0	0	6
N30	• Florida State	22	4-4	2-2	2-2	1-1-2	0	1	1	0	1	12
D3	• Iowa	16	0-0	0-0	5-6	1-0-1	0	1	1	0	0	5
D9	• at Rutgers	14	0-2	0-2	0-0	0-2-2	1	0	0	0	0	0
D12	• vs. North Carolina State	15	0-1	0-1	0-0	1-0-1	2	2	0	0	2	0
D18	• vs. Butler	20	2-6	2-4	0-0	0-0-0	1	2	2	0	0	6
D20	• Incarnate Word	20	2-6	2-5	2-2	2-0-2	1	0	0	0	0	8
D29	Nicholls											
J3	Wisconsin											
J8	at Penn State											
J11	at Michigan											
J14	Nebraska											
J17	at Illinois											
J20	at Indiana											
J23	Northwestern											
J27	at Iowa											
J30	Ohio State											
F2	at Minnesota											
F5	Michigan											
F10	Illinois											
F13	Maryland											
F16	at Northwestern											
F20	Rutgers											
F26	at Michigan State											
M1	at Wisconsin											
M5	Indiana											
M9-13	Big Ten Tournament											

## #14 | JARED WULBRUN

Date	Opponent	Min.	FG	3FG	FT	O-D-T	PF	A	TO	B	S	Pts.
N9	Bellarmine	2	0-0	0-0	0-0	0-1-1	0	0	0	0	0	0
N12	Indiana State	2	0-0	0-0	0-0	0-0-0	0	0	0	0	0	0
N16	Wright State	2	0-1	0-1	2-2	0-0-0	0	0	0	0	0	2
N20	vs. [18] North Carolina					– DID NOT PLAY –						
N21	vs. [5] Villanova					– DID NOT PLAY –						
N26	Omaha	3	0-1	0-0	0-0	0-0-0	0	0	0	0	0	0
N30	Florida State					– DID NOT PLAY –						
D3	Iowa					– DID NOT PLAY –						
D9	at Rutgers					– DID NOT PLAY –						
D12	vs. North Carolina State					– DID NOT PLAY –						
D18	vs. Butler	2	0-0	0-0	0-0	0-0-0	0	0	0	0	0	0
D20	Incarnate Word	3	0-0	0-0	0-0	0-0-0	0	0	0	0	0	0
D29	Nicholls											
J3	Wisconsin											
J8	at Penn State											
J11	at Michigan											
J14	Nebraska											
J17	at Illinois											
J20	at Indiana											
J23	Northwestern											
J27	at Iowa											
J30	Ohio State											
F2	at Minnesota											
F5	Michigan											
F10	Illinois											
F13	Maryland											
F16	at Northwestern											
F20	Rutgers											
F26	at Michigan State											
M1	at Wisconsin											
M5	Indiana											
M9-13	Big Ten Tournament											

## #15 | ZACH EDEY

Date	Opponent	Min.	FG	3FG	FT	O-D-T	PF	A	TO	B	S	Pts.
N9	• Bellarmine	22	4-5	0-0	8-10	5-4-9	1	0	3	1	0	16
N12	• Indiana State	18	8-9	0-0	6-7	4-6-10	2	3	1	3	0	22
N16	• Wright State	18	8-12	0-0	2-3	5-7-12	2	1	3	2	2	18
N20	• vs. [18] North Carolina	18	4-7	0-0	1-2	0-3-3	3	2	4	0	0	9
N21	• vs. [5] Villanova	20	9-12	0-0	3-3	3-3-6	2	0	1	0	0	21
N26	• Omaha	16	6-7	0-0	8-8	0-6-6	0	1	1	3	1	20
N30	• Florida State	19	6-9	0-0	0-1	3-1-4	1	0	0	1	0	12
D3	• Iowa	16	2-4	0-0	2-3	2-5-7	3	0	3	1	1	6
D9	• at Rutgers	16	5-8	0-0	3-5	3-3-6	2	1	3	1	0	13
D12	• vs. North Carolina State	12	4-7	0-0	1-3	1-6-7	0	0	2	2	0	9
D18	vs. Butler	20	6-8	0-0	2-2	2-9-11	1	0	1	2	0	14
D20	Incarnate Word	15	6-7	0-0	1-4	6-3-9	3	4	2	1	0	13
D29	Nicholls											
J3	Wisconsin											
J8	at Penn State											
J11	at Michigan											
J14	Nebraska											
J17	at Illinois											
J20	at Indiana											
J23	Northwestern											
J27	at Iowa											
J30	Ohio State											
F2	at Minnesota											
F5	Michigan											
F10	Illinois											
F13	Maryland											
F16	at Northwestern											
F20	Rutgers											
F26	at Michigan State											
M1	at Wisconsin											
M5	Indiana											
M9-13	Big Ten Tournament											

## #21 | MATT FROST

Date	Opponent	Min.	FG	3FG	FT	O-D-T	PF	A	TO	B	S	Pts.
N9	Bellarmine	2	0-0	0-0	0-0	0-0-0	0	0	0	0	0	0
N12	Indiana State	2	0-0	0-0	0-0	0-0-0	0	0	0	0	0	0
N16	Wright State	2	1-1	0-0	0-0	1-0-1	1	0	0	0	1	2
N20	vs. [18] North Carolina					– DID NOT PLAY –						
N21	vs. [5] Villanova					– DID NOT PLAY –						
N26	Omaha	3	0-3	0-0	0-0	2-0-2	0	0	0	0	0	0
N30	Florida State					– DID NOT PLAY –						
D3	Iowa					– DID NOT PLAY –						
D9	at Rutgers					– DID NOT PLAY –						
D12	vs. North Carolina State					– DID NOT PLAY –						
D18	vs. Butler	2	0-0	0-0	0-0	0-0-0	0	0	0	0	0	0
D20	Incarnate Word	3	0-0	0-0	2-2	0-0-0	0	0	0	0	0	2
D29	Nicholls											
J3	Wisconsin											
J8	at Penn State											
J11	at Michigan											
J14	Nebraska											
J17	at Illinois											
J20	at Indiana											
J23	Northwestern											
J27	at Iowa											
J30	Ohio State											
F2	at Minnesota											
F5	Michigan											
F10	Illinois											
F13	Maryland											
F16	at Northwestern											
F20	Rutgers											
F26	at Michigan State											
M1	at Wisconsin											
M5	Indiana											
M9-13	Big Ten Tournament											



GAME 13 // [3] PURDUE vs. NICHOLLS // DECEMBER 29, 2021

INDIVIDUAL GAME-BY-GAME STATISTICS													
#22   CHASE MARTIN													
Date	Opponent	Min.	FG	3FG	FT	O-D-T	PF	A	TO	B	S	Pts.	
N9	Bellarmine	2	0-0	0-0	0-0	0-0-0	1	0	0	0	0	0	
N12	Indiana State	2	0-0	0-0	0-2	0-0-0	0	0	0	0	1	0	
N16	Wright State	2	0-0	0-0	0-0	0-0-0	1	0	1	0	0	0	
N20	vs. [18] North Carolina					-- DID NOT PLAY --							
N21	vs. [5] Villanova					-- DID NOT PLAY --							
N26	Omaha	3	1-1	0-0	0-1	0-1-1	0	1	1	0	0	2	
N30	Florida State					-- DID NOT PLAY --							
D3	Iowa					-- DID NOT PLAY --							
D9	at Rutgers					-- DID NOT PLAY --							
D12	vs. North Carolina State					-- DID NOT PLAY --							
D18	vs. Butler	2	0-3	0-0	0-0	0-0-0	1	0	0	0	0	0	
D20	Incarinate Word	2	0-0	0-0	0-0	0-0-0	0	0	0	0	0	0	
D29	Nicholls												
J3	Wisconsin												
J8	at Penn State												
J11	at Michigan												
J14	Nebraska												
J17	at Illinois												
J20	at Indiana												
J23	Northwestern												
J27	at Iowa												
J30	Ohio State												
F2	at Minnesota												
F5	Michigan												
F10	Illinois												
F13	Maryland												
F16	at Northwestern												
F20	Rutgers												
F26	at Michigan State												
M1	at Wisconsin												
M5	Indiana												
M9-13	Big Ten Tournament												
#25   ETHAN MORTON													
Date	Opponent	Min.	FG	3FG	FT	O-D-T	PF	A	TO	B	S	Pts.	
N9	Bellarmine	18	2-3	0-0	1-1	1-3-4	1	3	0	0	4	5	
N12	Indiana State	16	1-2	0-0	0-0	0-1-1	2	1	1	0	2	2	
N16	Wright State	19	1-3	1-2	0-0	0-3-3	2	2	0	2	1	3	
N20	vs. [18] North Carolina	16	1-4	0-1	0-0	0-2-2	2	0	0	0	0	2	
N21	vs. [5] Villanova	8	0-0	0-0	0-0	0-1-1	1	0	0	0	0	0	
N26	Omaha	17	1-2	1-1	0-0	0-3-3	0	4	0	0	0	3	
N30	Florida State	12	0-1	0-1	0-0	0-0-0	0	4	2	0	1	0	
D3	Iowa	9	1-2	1-1	0-0	0-0-0	0	2	0	0	0	3	
D9	at Rutgers	24	0-2	0-1	1-2	2-1-3	1	1	0	0	0	1	
D12	vs. North Carolina State	24	2-2	0-0	2-2	0-1-1	1	2	0	0	0	6	
D18	vs. Butler	19	1-1	1-1	1-2	0-1-1	0	3	1	0	1	4	
D20	Incarinate Word	19	1-1	1-1	0-0	0-0-0	1	2	2	0	0	3	
D29	Nicholls												
J3	Wisconsin												
J8	at Penn State												
J11	at Michigan												
J14	Nebraska												
J17	at Illinois												
J20	at Indiana												
J23	Northwestern												
J27	at Iowa												
J30	Ohio State												
F2	at Minnesota												
F5	Michigan												
F10	Illinois												
F13	Maryland												
F16	at Northwestern												
F20	Rutgers												
F26	at Michigan State												
M1	at Wisconsin												
M5	Indiana												
M9-13	Big Ten Tournament												
#23   JADEN IVEY													
Date	Opponent	Min.	FG	3FG	FT	O-D-T	PF	A	TO	B	S	Pts.	
N9	• Bellarmine	25	4-11	1-5	2-3	0-5-5	1	3	4	0	2	11	
N12	• Indiana State	29	10-13	2-4	5-7	2-6-8	2	4	3	0	2	27	
N16	• Wright State	23	2-8	0-3	4-5	0-6-6	2	3	3	0	1	8	
N20	• vs. [18] North Carolina	35	7-17	2-6	4-5	0-10-10	1	6	1	0	2	22	
N21	• vs. [5] Villanova	33	3-9	2-4	2-2	1-6-7	4	7	1	1	0	10	
N26	• Omaha	19	5-6	2-2	0-0	1-1-2	3	2	1	0	2	12	
N30	• Florida State	29	7-11	4-6	0-0	1-5-6	0	2	3	2	1	18	
D3	• Iowa	30	7-13	1-5	4-7	0-2-2	3	2	1	0	2	19	
D9	• at Rutgers	34	5-9	2-5	3-4	0-1-1	3	3	3	0	3	15	
D12	• vs. North Carolina State	40	7-16	2-6	6-9	0-7-7	3	2	2	3	0	22	
D18	• vs. Butler	24	7-10	6-6	2-2	0-5-5	0	2	3	0	1	22	
D20	• Incarnate Word	19	5-10	1-4	1-1	0-5-5	0	4	2	0	1	12	
D29	Nicholls												
J3	Wisconsin												
J8	at Penn State												
J11	at Michigan												
J14	Nebraska												
J17	at Illinois												
J20	at Indiana												
J23	Northwestern												
J27	at Iowa												
J30	Ohio State												
F2	at Minnesota												
F5	Michigan												
F10	Illinois												
F13	Maryland												
F16	at Northwestern												
F20	Rutgers												
F26	at Michigan State												
M1	at Wisconsin												
M5	Indiana												
M9-13	Big Ten Tournament												
#34   CARSON BARRETT													
Date	Opponent	Min.	FG	3FG	FT	O-D-T	PF	A	TO	B	S	Pts.	
N9	Bellarmine	2	0-0	0-0	0-0	0-0-0	0	0	1	0	0	0	
N12	Indiana State	2	0-1	0-0	0-0	1-0-1	0	0	0	0	0	0	
N16	Wright State	2	0-1	0-1	0-0	0-0-0	0	0	2	0	0	0	
N20	vs. [18] North Carolina					-- DID NOT PLAY --							
N21	vs. [5] Villanova					-- DID NOT PLAY --							
N26	Omaha	3	1-1	0-0	0-1	0-0-0	1	0	0	0	0	2	
N30	Florida State					-- DID NOT PLAY --							
D3	Iowa					-- DID NOT PLAY --							
D9	at Rutgers					-- DID NOT PLAY --							
D12	vs. North Carolina State					-- DID NOT PLAY --							
D18	vs. Butler	2	0-1	0-0	0-0	1-1-2	0	0	0	0	0	0	
D20	Incarinate Word	3	0-1	0-1	0-0	0-1-1	0	0	0	0	0	0	
D29	Nicholls												
J3	Wisconsin												
J8	at Penn State												
J11	at Michigan												
J14	Nebraska												
J17	at Illinois												
J20	at Indiana												
J23	Northwestern												
J27	at Iowa												
J30	Ohio State												
F2	at Minnesota												
F5	Michigan												
F10	Illinois												
F13	Maryland												
F16	at Northwestern												
F20	Rutgers												
F26	at Michigan State												
M1	at Wisconsin												
M5	Indiana												
M9-13	Big Ten Tournament												

## INDIVIDUAL GAME-BY-GAME STATISTICS

## #50 | TREVION WILLIAMS

Date	Opponent	Min.	FG	3FG	FT	O-D-T	PF	A	TO	B	S	Pts.
N9	Bellarmine	15	1-1	0-0	2-2	4-3-7	2	3	2	1	0	4
N12	Indiana State	20	3-6	1-1	4-6	2-6-8	2	3	3	4	1	11
N16	Wright State	20	8-11	0-1	4-7	7-6-13	3	3	4	0	2	20
N20	vs. [18] North Carolina	13	8-10	0-0	4-7	1-3-4	4	1	2	0	1	20
N21	vs. [5] Villanova	20	4-8	0-0	1-2	2-2-4	4	2	2	0	3	9
N26	Omaha	21	7-11	0-1	0-0	1-9-10	0	2	3	0	1	14
N30	Florida State	21	4-7	0-0	0-0	2-4-6	0	3	3	0	1	8
D3	Iowa	24	4-12	1-1	4-8	1-17-18	2	3	2	0	1	13
D9	at Rutgers	23	9-17	0-1	3-3	6-5-11	3	1	1	0	1	21
D12	vs. North Carolina State	33	10-14	0-0	2-5	4-8-12	1	9	3	4	2	22
D18	vs. Butler	18	5-6	0-1	0-0	3-3-6	4	2	1	1	0	10
D20	Incarnate Word	17	5-7	0-0	2-4	4-4-8	1	1	1	0	1	12
D29	Nicholls											
J3	Wisconsin											
J8	at Penn State											
J11	at Michigan											
J14	Nebraska											
J17	at Illinois											
J20	at Indiana											
J23	Northwestern											
J27	at Iowa											
J30	Ohio State											
F2	at Minnesota											
F5	Michigan											
F10	Illinois											
F13	Maryland											
F16	at Northwestern											
F20	Rutgers											
F26	at Michigan State											
M1	at Wisconsin											
M5	Indiana											
M9-13	Big Ten Tournament											

## #55 | SASHA STEFANOVIC

Date	Opponent	Min.	FG	3FG	FT	O-D-T	PF	A	TO	B	S	Pts.
N9	• Bellarmine	24	6-8	5-6	6-7	0-2-2	2	3	0	0	0	23
N12	• Indiana State	27	2-7	2-5	0-0	0-1-1	1	4	2	0	0	6
N16	• Wright State	25	4-8	4-8	0-0	0-4-4	1	0	1	0	1	12
N20	vs. [18] North Carolina	35	7-13	5-11	4-4	0-2-2	1	8	1	0	0	23
N21	vs. [5] Villanova	33	3-10	2-7	2-2	0-3-3	1	6	2	0	1	10
N26	• Omaha	20	1-4	1-3	2-3	0-4-4	1	5	3	0	0	5
N30	• Florida State	22	3-8	3-7	2-2	0-1-1	2	8	1	0	0	11
D3	• Iowa	29	2-6	1-3	3-3	0-1-1	3	2	1	0	0	8
D9	• at Rutgers	29	3-10	2-7	1-2	0-2-2	3	2	1	0	0	9
D12	vs. North Carolina State	29	3-7	2-6	4-4	0-2-2	3	2	2	0	0	12
D18	vs. Butler	22	2-3	2-3	2-2	0-4-4	1	3	0	0	0	8
D20	Incarnate Word	20	3-6	2-5	0-0	0-1-1	1	4	0	0	2	8
D29	Nicholls											
J3	Wisconsin											
J8	at Penn State											
J11	at Michigan											
J14	Nebraska											
J17	at Illinois											
J20	at Indiana											
J23	Northwestern											
J27	at Iowa											
J30	Ohio State											
F2	at Minnesota											
F5	Michigan											
F10	Illinois											
F13	Maryland											
F16	at Northwestern											
F20	Rutgers											
F26	at Michigan State											
M1	at Wisconsin											
M5	Indiana											
M9-13	Big Ten Tournament											

## PURDUE TEAM GAME-BY-GAME

Date	Opponent	Min.	FG	3FG	FT	O-D-T	PF	A	TO	B	S	Pts.
N9	Bellarmine	200	28-56	16-36	24-29	15-27-42	13	21	13	3	7	96
N12	Indiana State	200	31-58	8-20	22-32	12-30-42	14	19	12	8	6	92
N16	Wright State	200	35-67	11-28	15-21	19-37-56	15	18	17	4	9	96
N20	vs. [18] North Carolina	200	34-61	10-23	15-22	4-27-31	16	21	9	2	6	93
N21	vs. [5] Villanova	200	29-55	10-23	12-14	12-26-38	18	17	11	1	4	80
N26	Omaha	200	34-59	9-17	20-24	14-39-53	6	19	12	6	4	97
N30	Florida State	200	35-59	12-25	11-14	10-26-36	8	23	13	5	5	93
D3	Iowa	200	21-50	8-19	27-37	8-34-42	18	14	17	2	5	77
D9	at Rutgers	200	25-61	7-26	11-16	16-19-35	17	10	11	2	8	68
D12	vs. North Carolina State	225	30-60	5-21	17-25	11-32-43	16	18	14	9	6	82
D18	vs. Butler	200	27-51	11-22	12-14	11-31-42	15	17	10	5	4	77
D20	Incarnate Word	200	30-66	11-32	8-15	19-27-46	14	18	11	3	6	79
D29	Nicholls											
J3	Wisconsin											
J8	at Penn State											
J11	at Michigan											
J14	Nebraska											
J17	at Illinois											
J20	at Indiana											
J23	Northwestern											
J27	at Iowa											
J30	Ohio State											
F2	at Minnesota											
F5	Michigan											
F10	Illinois											
F13	Maryland											
F16	at Northwestern											
F20	Rutgers											
F26	at Michigan State											
M1	at Wisconsin											
M5	Indiana											
M9-13	Big Ten Tournament											

## OPPONENT GAME-BY-GAME

Date	Opponent	Min.	FG	3FG	FT	O-D-T	PF	A	TO	B	S	Pts.
N9	Bellarmine	200	24-59	12-35	7-8	7-15-22	20	15	10	1	5	67
N12	Indiana State	200	25-64	6-26	11-14	10-21-31	25	14	12	0	4	67
N16	Wright State	200	18-59	5-26	11-14	6-17-23	17	8	15	0	6	52
N20	vs. [18] North Carolina	200	31-69	12-29	10-12	12-25-37	20	13	14	5	3	84
N21	vs. [5] Villanova	200	26-58	13-34	9-17	10-16-26	15	15	4	2	4	74
N26	Omaha	200	17-63	5-28	1-2	8-14-22	14	8	9	2	6	40
N30	Florida State	200	26-63	8-24	5-6	11-14-25	17	12	13	1	7	65
D3	Iowa	200	25-62	5-21	15-22	6-24-30	29	12	9	0	6	70
D9	at Rutgers	200	25-48	7-14	13-18	5-22-27	19	18	15	2	7	70
D12	vs. North Carolina State	225	26-62	8-21	12-15	7-23-30	24	10	13	3	7	72
D18	vs. Butler	200	19-59	4-28	6-14	13-14-27	15	10	7	2	5	48
D20	Incarnate Word	200	22-54	12-27	3-5	5-18-23	17	14	11	2	5	59
D29	Nicholls											
J3	Wisconsin											
J8	at Penn State											
J11	at Michigan											
J14	Nebraska											
J17	at Illinois											
J20	at Indiana											
J23	Northwestern											
J27	at Iowa											
J30	Ohio State											
F2	at Minnesota											
F5	Michigan											
F10	Illinois											
F13	Maryland											
F16	at Northwestern											
F20	Rutgers											
F26	at Michigan State											
M1	at Wisconsin											
M5	Indiana											
M9-13	Big Ten Tournament											

## INDIVIDUAL CAREER STATISTICS

## BARRETT, Carson

				Field Goals		3-Point		F-Throws		Rebounds									Scoring	
SEASON	TEAM	GP-GS	MIN/AVG	FG-FGA	FG%	3FG-3FGA	3FG%	FT-FTA	FT%	OFF	DEF	TOT	AVG	PF-FO	A	TO	BLK	STL	PTS	AVG
2020-21	Purdue	1-0	2/1.8	0-0	.000	0-0	.000	1-2	.500	0	1	1	1.0	0-0	0	0	0	0	1	1.0
2021-22	Purdue	6-0	15/2.5	1-5	.200	0-2	.000	0-1	.000	2	2	4	0.7	1-0	0	3	0	0	2	0.3
TOTAL		7-0	17/2.4	1-5	.200	0-2	.000	1-3	.333	2	3	5	0.7	1-0	0	3	0	0	3	0.4

## EDEY, Zach

				Field Goals		3-Point		F-Throws		Rebounds									Scoring	
SEASON	TEAM	GP-GS	MIN/AVG	FG-FGA	FG%	3FG-3FGA	3FG%	FT-FTA	FT%	OFF	DEF	TOT	AVG	PF-FO	A	TO	BLK	STL	PTS	AVG
2020-21	Purdue	28-2	408/14.6	89-149	.597	0-0	.000	65-91	.714	48	76	124	4.4	64-1	10	38	30	4	243	8.7
2021-22	Purdue	12-10	211/17.6	68-95	.716	0-0	.000	37-51	.725	34	56	90	7.5	20-0	12	24	17	4	173	14.4
TOTAL		40-12	620/15.5	157-244	.643	0-0	.000	102-142	.718	82	132	214	5.4	84-1	22	62	47	8	416	10.4

## FROST, Matt

				Field Goals		3-Point		F-Throws		Rebounds									Scoring	
SEASON	TEAM	GP-GS	MIN/AVG	FG-FGA	FG%	3FG-3FGA	3FG%	FT-FTA	FT%	OFF	DEF	TOT	AVG	PF-FO	A	TO	BLK	STL	PTS	AVG
2019-20	Purdue	9-0	17/1.9	1-2	.500	0-1	.000	0-0	.000	0	1	1	0.1	1-0	0	0	0	0	2	0.2
2020-21	Purdue	2-0	5/2.6	2-2	1.000	1-1	1.000	0-0	.000	0	0	0	0.0	0-0	1	0	0	0	5	2.5
2021-22	Purdue	6-0	14/2.3	1-4	.250	0-0	.000	2-2	1.000	3	0	3	0.5	1-0	0	0	0	1	4	0.7
TOTAL		17-0	36/2.1	4-8	.500	1-2	.500	2-2	1.000	3	1	4	0.2	2-0	1	0	0	1	11	0.6

## FURST, Caleb

				Field Goals		3-Point		F-Throws		Rebounds									Scoring	
SEASON	TEAM	GP-GS	MIN/AVG	FG-FGA	FG%	3FG-3FGA	3FG%	FT-FTA	FT%	OFF	DEF	TOT	AVG	PF-FO	A	TO	BLK	STL	PTS	AVG
2021-22	Purdue	12-12	262/21.8	27-50	.540	5-15	.333	15-22	.682	25	44	69	5.8	12-0	8	13	8	3	74	6.2
TOTAL		12-12	262/21.8	27-50	.540	5-15	.333	15-22	.682	25	44	69	5.8	12-0	8	13	8	3	74	6.2

## GILLIS, Mason

				Field Goals		3-Point		F-Throws		Rebounds									Scoring	
SEASON	TEAM	GP-GS	MIN/AVG	FG-FGA	FG%	3FG-3FGA	3FG%	FT-FTA	FT%	OFF	DEF	TOT	AVG	PF-FO	A	TO	BLK	STL	PTS	AVG
2020-21	Purdue	28-23	622/22.2	46-99	.465	19-54	.352	35-43	.814	44	70	114	4.1	64-2	37	31	2	12	146	5.2
2021-22	Purdue	8-0	137/17.1	14-27	.519	6-14	.429	15-15	1.000	11	13	24	3.0	15-0	4	1	3	1	49	6.1
TOTAL		36-23	759/21.1	60-126	.476	25-68	.368	50-58	.862	55	83	138	3.8	79-2	41	32	5	13	195	5.4

## HUNTER JR., Eric

				Field Goals		3-Point		F-Throws		Rebounds									Scoring	
SEASON	TEAM	GP-GS	MIN/AVG	FG-FGA	FG%	3FG-3FGA	3FG%	FT-FTA	FT%	OFF	DEF	TOT	AVG	PF-FO	A	TO	BLK	STL	PTS	AVG
2018-19	Purdue	36-1	450/12.5	27-89	.303	10-46	.217	15-21	.714	16	34	50	1.4	37-0	39	21	3	13	79	2.2
2019-20	Purdue	31-30	974/31.4	117-282	.415	43-121	.355	51-67	.761	38	63	101	3.3	77-2	82	61	4	32	328	10.6
2020-21	Purdue	24-23	732/30.5	72-194	.371	22-81	.272	38-47	.809	13	40	53	2.2	48-0	67	41	5	26	204	8.5
2021-22	Purdue	12-1	255/21.3	14-41	.341	6-22	.273	6-10	.600	7	10	17	1.4	11-0	19	16	1	8	40	3.3
TOTAL		103-55	2411/23.4	230-606	.380	81-270	.300	110-145	.759	74	147	221	2.1	173-2	207	139	13	79	651	6.3

## IVEY, Jaden

				Field Goals		3-Point		F-Throws		Rebounds									Scoring	
SEASON	TEAM	GP-GS	MIN/AVG	FG-FGA	FG%	3FG-3FGA	3FG%	FT-FTA	FT%	OFF	DEF	TOT	AVG	PF-FO	A	TO	BLK	STL	PTS	AVG
2020-21	Purdue	23-12	557/24.2	89-223	.399	25-97	.258	53-73	.726	19	57	76	3.3	39-0	43	31	16	17	256	11.1
2021-22	Purdue	12-12	338/28.2	70-133	.526	25-56	.446	33-45	.733	5	59	64	5.3	22-0	40	27	6	17	198	16.5
TOTAL		35-24	895/25.6	159-356	.447	50-153	.327	86-118	.729	24	116	140	4.0	61-0	83	58	22	34	454	13.0



## INDIVIDUAL CAREER STATISTICS

## MARTIN, Chase

				Field Goals		3-Point		F-Throws		Rebounds									Scoring	
SEASON	TEAM	GP-GS	MIN/AVG	FG-FGA	FG%	3FG-3FGA	3FG%	FT-FTA	FT%	OFF	DEF	TOT	AVG	PF-FO	A	TO	BLK	STL	PTS	AVG
2020-21	Purdue	2-0	5/2.6	0-1	.000	0-1	.000	0-0	.000	0	1	1	0.5	0-0	0	0	0	1	0	0.0
2021-22	Purdue	6-0	15/2.4	1-4	.250	0-0	.000	0-3	.000	0	1	1	0.2	3-0	1	2	0	1	2	0.3
TOTAL		8-0	20/2.5	1-5	.200	0-1	.000	0-3	.000	0	2	2	0.3	3-0	1	2	0	2	2	0.3

## MORTON, Ethan

				Field Goals		3-Point		F-Throws		Rebounds									Scoring	
SEASON	TEAM	GP-GS	MIN/AVG	FG-FGA	FG%	3FG-3FGA	3FG%	FT-FTA	FT%	OFF	DEF	TOT	AVG	PF-FO	A	TO	BLK	STL	PTS	AVG
2020-21	Purdue	23-0	201/8.8	5-20	.250	4-14	.286	0-0	.000	2	16	18	0.8	10-0	20	14	1	2	14	0.6
2021-22	Purdue	12-0	200/16.7	11-23	.478	5-9	.556	5-7	.714	3	16	19	1.6	11-0	24	6	2	9	32	2.7
TOTAL		35-0	402/11.5	16-43	.372	9-23	.391	5-7	.714	5	32	37	1.1	21-0	44	20	3	11	46	1.3

## NEWMAN, Brandon

				Field Goals		3-Point		F-Throws		Rebounds									Scoring	
SEASON	TEAM	GP-GS	MIN/AVG	FG-FGA	FG%	3FG-3FGA	3FG%	FT-FTA	FT%	OFF	DEF	TOT	AVG	PF-FO	A	TO	BLK	STL	PTS	AVG
2020-21	Purdue	28-23	663/23.7	78-196	.398	39-103	.379	30-32	.938	11	87	98	3.5	53-1	37	44	11	21	225	8.0
2021-22	Purdue	12-0	176/14.7	24-75	.320	20-61	.328	16-18	.889	1	27	28	2.3	15-1	10	8	3	5	84	7.0
TOTAL		40-23	839/21.0	102-271	.376	59-164	.360	46-50	.920	12	114	126	3.2	68-2	47	52	14	26	309	7.7

## STEFANOVIC, Sasha

				Field Goals		3-Point		F-Throws		Rebounds									Scoring	
SEASON	TEAM	GP-GS	MIN/AVG	FG-FGA	FG%	3FG-3FGA	3FG%	FT-FTA	FT%	OFF	DEF	TOT	AVG	PF-FO	A	TO	BLK	STL	PTS	AVG
2018-19	Purdue	36-0	419/11.6	30-77	.390	25-61	.410	5-14	.357	3	37	40	1.1	43-0	16	25	4	20	90	2.5
2019-20	Purdue	30-22	792/26.4	85-221	.385	64-167	.383	40-49	.816	5	68	73	2.4	62-2	51	41	9	30	274	9.1
2020-21	Purdue	25-21	733/29.3	67-161	.416	50-125	.400	48-57	.842	2	64	66	2.6	44-1	64	27	4	18	232	9.3
2021-22	Purdue	12-12	314/26.1	39-90	.433	31-71	.437	26-29	.897	0	27	27	2.3	20-0	47	14	0	4	135	11.3
TOTAL		103-55	2258/21.9	221-549	.403	170-424	.401	119-149	.799	10	196	206	2.0	169-3	178	107	17	72	731	7.1

## THOMPSON, Isaiah

				Field Goals		3-Point		F-Throws		Rebounds									Scoring	
SEASON	TEAM	GP-GS	MIN/AVG	FG-FGA	FG%	3FG-3FGA	3FG%	FT-FTA	FT%	OFF	DEF	TOT	AVG	PF-FO	A	TO	BLK	STL	PTS	AVG
2019-20	Purdue	31-0	581/18.7	58-164	.354	36-100	.360	21-31	.677	5	28	33	1.1	43-0	21	24	1	13	173	5.6
2020-21	Purdue	28-5	499/17.8	35-85	.412	23-58	.397	24-32	.750	11	27	38	1.4	34-0	27	14	0	5	117	4.2
2021-22	Purdue	12-11	228/19.0	21-44	.477	18-35	.514	11-14	.786	5	8	13	1.1	13-0	17	7	0	3	71	5.9
TOTAL		71-16	1308/18.4	114-293	.389	77-193	.399	56-77	.727	21	63	84	1.2	90-0	65	45	1	21	361	5.1

## WILLIAMS, Trevion

				Field Goals		3-Point		F-Throws		Rebounds									Scoring	
SEASON	TEAM	GP-GS	MIN/AVG	FG-FGA	FG%	3FG-3FGA	3FG%	FT-FTA	FT%	OFF	DEF	TOT	AVG	PF-FO	A	TO	BLK	STL	PTS	AVG
2018-19	Purdue	34-8	350/10.3	78-144	.542	1-3	.333	19-37	.514	61	76	137	4.0	65-1	18	19	15	12	176	5.2
2019-20	Purdue	31-22	665/21.4	154-299	.515	3-9	.333	45-94	.479	104	133	237	7.6	72-2	45	51	13	20	356	11.5
2020-21	Purdue	28-26	704/25.1	191-364	.525	0-3	.000	53-106	.500	104	152	256	9.1	82-2	63	66	16	19	435	15.5
2021-22	Purdue	12-2	245/20.4	68-110	.618	2-6	.333	26-44	.591	37	70	107	8.9	26-0	33	27	10	14	164	13.7
TOTAL		105-58	1963/18.7	491-917	.535	6-21	.286	143-281	.509	306	431	737	7.0	245-5	159	163	54	65	1131	10.8

## WULBRUN, Jared

				Field Goals		3-Point		F-Throws		Rebounds									Scoring	
SEASON	TEAM	GP-GS	MIN/AVG	FG-FGA	FG%	3FG-3FGA	3FG%	FT-FTA	FT%	OFF	DEF	TOT	AVG	PF-FO	A	TO	BLK	STL	PTS	AVG
2018-19	CLU	25-23	682/27.3	50-132	.379	43-120	.358	21-26	.808	1	38	39	1.6	39-0	40	33	0	10	164	6.6
2019-20	Purdue	9-0	17/1.9	1-2	.500	1-2	.500	0-0	.000	0	0	0	0.0	0-0	2	2	0	0	3	0.3
2020-21	Purdue	2-0	5/2.6	1-2	.500	1-2	.500	0-0	.000	0	0	0	0.0	0-0	1	0	0	0	3	1.5
2021-22	Purdue	6-0	15/2.4	0-2	.000	0-1	.000	2-2	1.000	0	1	1	0.2	0-0	0	0	0	0	2	0.3
TOTAL FOR Purdue		17-0	37/2.2	2-6	.333	2-5	.400	2-2	1.000	0	1	1	0.1	0-0	3	2	0	0	8	0.5
TOTAL		42-23	719/17.1	52-138	.377	45-125	.360	23-28	.821	1	39	40	1.0	39-0	43	35	0	10	172	4.1

GAME 13 // [3] PURDUE vs. NICHOLLS // DECEMBER 29, 2021


SEASON / CAREER HIGHS			
#0   MASON GILLIS			
Points			
S:	12 vs. Iowa (12-3-21)		
C:	12, Three Times		
Rebounds			
S:	5 vs. Omaha (11-26-21)		
C:	9, Three Times		
Assists			
S:	2 vs. Incarnate Word (12-20-21)		
C:	3, Five Times		
Steals			
S:	1 vs. Florida State (11-30-21)		
C:	2, Three Times		
Blocked Shots			
S:	1, Three Times		
C:	1, Five Times		
Field Goals Made			
S:	4 vs. Incarnate Word (12-20-21)		
C:	4, Four Times		
Field Goal Attempts			
S:	9 vs. Incarnate Word (12-20-21)		
C:	10 vs. Miami (12-8-20)		
Three-Pointers Made			
S:	2, Two Times		
C:	3 vs. Northwestern (2-6-21)		
Three-Point Attempts			
S:	5 vs. Incarnate Word (12-20-21)		
C:	6 vs. Penn State (1-17-21)		
Free Throws Made			
S:	6 vs. Iowa (12-3-21)		
C:	8 vs. Michigan State (2-16-21)		
Free Throw Attempts			
S:	6 vs. Iowa (12-3-21)		
C:	8 vs. Michigan State (2-16-21)		
Minutes			
S:	22, Two Times		
C:	35 vs. North Texas (3-19-21)		
#4   TREY KAUFMAN-RENN			
Points			
S:	0		
C:	0		
Rebounds			
S:	0		
C:	0		
Assists			
S:	0		
C:	0		
Steals			
S:	0		
C:	0		
Blocked Shots			
S:	0		
C:	0		
Field Goals Made			
S:	0		
C:	0		
Field Goal Attempts			
S:	0		
C:	0		
Three-Pointers Made			
S:	0		
C:	0		
Three-Point Attempts			
S:	0		
C:	0		
Free Throws Made			
S:	0		
C:	0		
Free Throw Attempts			
S:	0		
C:	0		
Minutes			
S:	0		
C:	0		
#1   BRIAN WADDELL			
Points			
S:	0		
C:	0		
Rebounds			
S:	0		
C:	0		
Assists			
S:	0		
C:	0		
Steals			
S:	0		
C:	0		
Blocked Shots			
S:	0		
C:	0		
Field Goals Made			
S:	0		
C:	0		
Field Goal Attempts			
S:	0		
C:	0		
Three-Pointers Made			
S:	0		
C:	0		
Three-Point Attempts			
S:	0		
C:	0		
Free Throws Made			
S:	0		
C:	0		
Free Throw Attempts			
S:	0		
C:	0		
Minutes			
S:	0		
C:	0		
#2   ERIC HUNTER JR.			
Points			
S:	6, Three Times		
C:	19 vs. [18] Iowa (3-3-20)		
Rebounds			
S:	3 vs. [5] Villanova (11-21-21)		
C:	7, Four Times		
Assists			
S:	4 vs. Wright State (11-16-21)		
C:	8 vs. Notre Dame (12-19-20)		
Steals			
S:	2, Three Times		
C:	4 vs. Northwestern (2-6-21)		
Blocked Shots			
S:	1 vs. Butler (12-18-21)		
C:	2 vs. [9] Ohio State (3-12-21)		
Field Goals Made			
S:	2, Five Times		
C:	7 vs. Green Bay (11-6-19)		
Field Goal Attempts			
S:	6, Two Times		
C:	15, Two Times		
Three-Pointers Made			
S:	2, Two Times		
C:	4, Two Times		
Three-Point Attempts			
S:	6 vs. Bellarmine (11-9-21)		
C:	8, Two Times		
Free Throws Made			
S:	3 vs. [5] Villanova (11-22-21)		
C:	7 vs. [18] Iowa (3-3-20)		
Free Throw Attempts			
S:	4, Two Times		
C:	8, Two Times		
Minutes			
S:	30 vs. North Carolina State (12-12-21)		
C:	47 vs. [19] Michigan (1-9-20)		
#11   ISAIAH THOMPSON			
Points			
S:	15 vs. Bellarmine (11-9-21)		
C:	17, Two Times		
Rebounds			
S:	3 vs. Omaha (11-26-21)		
C:	4, Two Times		
Assists			
S:	4 vs. Bellarmine (11-9-21)		
C:	6 vs. Oakland (12-1-20)		
Steals			
S:	2 vs. North Carolina State (12-12-21)		
C:	3 vs. Central Michigan (12-28-19)		
Blocked Shots			
S:	0		
C:	1 vs. Central Michigan (12-28-19)		
Field Goals Made			
S:	5 vs. Bellarmine (11-9-21)		
C:	7 vs. [14] Rutgers (12-29-20)		
Field Goal Attempts			
S:	9 vs. Bellarmine (11-9-21)		
C:	11, Two Times		
Three-Pointers Made			
S:	5 vs. Bellarmine (11-9-21)		
C:	5, Two Times		
Three-Point Attempts			
S:	8 vs. Bellarmine (11-9-21)		
C:	10 vs. Chicago State (11-16-19)		
Free Throws Made			
S:	5 vs. Iowa (12-3-21)		
C:	9 vs. Valparaiso (12-4-20)		
Free Throw Attempts			
S:	6 vs. Iowa (12-3-21)		
C:	12, Two Times		
Minutes			
S:	24 vs. Bellarmine (11-9-21)		
C:	40 vs. [19] Michigan (1-9-20)		
#3   CALEB FURST			
Points			
S:	14 vs. Wright State (11-16-21)		
C:	14 vs. Wright State (11-16-21)		
Rebounds			
S:	11 vs. Wright State (11-16-21)		
C:	11 vs. Wright State (11-16-21)		
Assists			
S:	2 vs. Wright State (11-16-21)		
C:	2 vs. Wright State (11-16-21)		
Steals			
S:	1, Three Times		
C:	1, Three Times		
Blocked Shots			
S:	2, Two Times		
C:	2, Two Times		
Field Goals Made			
S:	5, Two Times		
C:	5, Two Times		
Field Goal Attempts			
S:	8 vs. Incarnate Word (12-20-21)		
C:	8 vs. Incarnate Word (12-20-21)		
Three-Pointers Made			
S:	2 vs. [18] North Carolina (11-20-21)		
C:	2 vs. [18] North Carolina (11-20-21)		
Three-Point Attempts			
S:	3, Two Times		
C:	3, Two Times		
Free Throws Made			
S:	4, Two Times		
C:	4, Two Times		
Free Throw Attempts			
S:	6 vs. Florida State (11-30-21)		
C:	6 vs. Florida State (11-30-21)		
Minutes			
S:	33 vs. [18] North Carolina (11-20-21)		
C:	33 vs. [18] North Carolina (11-20-21)		
#14   JARED WULBRUN			
Points			
S:	2 vs. Wright State (11-16-21)		
C:	19 vs. Redlands (2-13-19)		
Rebounds			
S:	1 vs. Bellarmine (11-9-21)		
C:	4, Two Times		
Assists			
S:	0		
C:	5 vs. UC Santa Cruz (1-26-19)		
Steals			
S:	0		
C:	2 vs. Pacific, Ore. (11-21-19)		
Blocked Shots			
S:	0		
C:	0		
Field Goals Made			
S:	0		
C:	6 vs. Redlands (2-13-19)		
Field Goal Attempts			
S:	1 vs. Wright State (11-16-21)		
C:	12 vs. Pomona-Pitzer (2-9-19)		
Three-Pointers Made			
S:	0		
C:	5, Two Times		
Three-Point Attempts			
S:	1 vs. Wright State (11-16-21)		
C:	9, Four Times		
Free Throws Made			
S:	2 vs. Wright State (11-16-21)		
C:	5, Three Times		
Free Throw Attempts			
S:	2 vs. Wright State (11-16-21)		
C:	6, Two Times		
Minutes			
S:	3, Two Times		
C:	36 vs. Redlands (1-9-19)		
PURDUESPORTS.COM   @BOILERBALL			



## SEASON / CAREER HIGHS

<b>#15   ZACH EDEY</b> <b>Points</b> <b>S:</b> 22 vs. Indiana State (11-12-21) <b>C:</b> 22 vs. Indiana State (11-12-21) <b>Rebounds</b> <b>S:</b> 12 vs. Wright State (11-16-21) <b>C:</b> 12 vs. Wright State (11-16-21) <b>Assists</b> <b>S:</b> 4 vs. Incarnate Word (12-20-21) <b>C:</b> 4 vs. Incarnate Word (12-20-21) <b>Steals</b> <b>S:</b> 2 vs. Wright State (11-16-21) <b>C:</b> 2 vs. Wright State (11-16-21) <b>Blocked Shots</b> <b>S:</b> 3, Two Times <b>C:</b> 4 vs. Northwestern (2-6-21) <b>Field Goals Made</b> <b>S:</b> 9 vs. [5] Villanova (11-21-21) <b>C:</b> 9, Two Times <b>Field Goal Attempts</b> <b>S:</b> 12, Two Times <b>C:</b> 12, Two Times <b>Three-Pointers Made</b> <b>S:</b> 0 <b>C:</b> 0 <b>Three-Point Attempts</b> <b>S:</b> 0 <b>C:</b> 0 <b>Free Throws Made</b> <b>S:</b> 8, Two Times <b>C:</b> 8, Three Times <b>Free Throw Attempts</b> <b>S:</b> 10 vs. Bellarmine (11-9-21) <b>C:</b> 10 vs. Bellarmine (11-9-21) <b>Minutes</b> <b>S:</b> 22 vs. Bellarmine (11-9-21) <b>C:</b> 23 vs. Northwestern (2-6-21)	<b>#21   MATT FROST</b> <b>Points</b> <b>S:</b> 2, Two Times <b>C:</b> 3 vs. Oakland (12-1-20) <b>Rebounds</b> <b>S:</b> 2 vs. Omaha (11-26-21) <b>C:</b> 2 vs. Omaha (11-26-21) <b>Assists</b> <b>S:</b> 0 <b>C:</b> 1 vs. Oakland (12-1-20) <b>Steals</b> <b>S:</b> 1 vs. Wright State (11-16-21) <b>C:</b> 1 vs. Wright State (11-16-21) <b>Blocked Shots</b> <b>S:</b> 0 <b>C:</b> 0 <b>Field Goals Made</b> <b>S:</b> 1 vs. Wright State (11-16-21) <b>C:</b> 1, Four Times <b>Field Goal Attempts</b> <b>S:</b> 3 vs. Omaha (11-26-21) <b>C:</b> 3 vs. Omaha (11-26-21) <b>Three-Pointers Made</b> <b>S:</b> 0 <b>C:</b> 1 vs. Oakland (12-1-20) <b>Three-Point Attempts</b> <b>S:</b> 0 <b>C:</b> 1, Two Times <b>Free Throws Made</b> <b>S:</b> 2 vs. Incarnate Word (12-20-21) <b>C:</b> 2 vs. Incarnate Word (12-20-21) <b>Free Throw Attempts</b> <b>S:</b> 2 vs. Incarnate Word (12-20-21) <b>C:</b> 2 vs. Incarnate Word (12-20-21) <b>Minutes</b> <b>S:</b> 3, Two Times <b>C:</b> 4 vs. Central Michigan (12-28-19)	<b>#22   CHASE MARTIN</b> <b>Points</b> <b>S:</b> 2 vs. Omaha (11-26-21) <b>C:</b> 2 vs. Omaha (11-26-21) <b>Rebounds</b> <b>S:</b> 1 vs. Omaha (11-26-21) <b>C:</b> 1, Two Times <b>Assists</b> <b>S:</b> 1 vs. Omaha (11-26-21) <b>C:</b> 1 vs. Omaha (11-26-21) <b>Steals</b> <b>S:</b> 1 vs. Indiana State (11-12-21) <b>C:</b> 1, Two Times <b>Blocked Shots</b> <b>S:</b> 0 <b>C:</b> 0 <b>Field Goals Made</b> <b>S:</b> 1 vs. Omaha (11-26-21) <b>C:</b> 1 vs. Omaha (11-26-21) <b>Field Goal Attempts</b> <b>S:</b> 3 vs. Butler (12-18-21) <b>C:</b> 3 vs. Butler (12-18-21) <b>Three-Pointers Made</b> <b>S:</b> 0 <b>C:</b> 0 <b>Three-Point Attempts</b> <b>S:</b> 0 <b>C:</b> 1 vs. Oakland (12-1-20) <b>Free Throws Made</b> <b>S:</b> 0 <b>C:</b> 0 <b>Free Throw Attempts</b> <b>S:</b> 2 vs. Indiana State (11-12-21) <b>C:</b> 2 vs. Indiana State (11-12-21) <b>Minutes</b> <b>S:</b> 3, Two Times <b>C:</b> 3, Three Times	<b>#23   JADEN IVEY</b> <b>Points</b> <b>S:</b> 27 vs. Indiana State (11-12-21) <b>C:</b> 27 vs. Indiana State (11-12-21) <b>Rebounds</b> <b>S:</b> 10 vs. [18] North Carolina (11-20-21) <b>C:</b> 10 vs. [18] North Carolina (11-20-21) <b>Assists</b> <b>S:</b> 7 vs. [5] Villanova (11-21-21) <b>C:</b> 7 vs. [5] Villanova (11-21-21) <b>Steals</b> <b>S:</b> 3 vs. Rutgers (12-9-21) <b>C:</b> 3, Three Times <b>Blocked Shots</b> <b>S:</b> 3 vs. North Carolina State (12-12-21) <b>C:</b> 4 vs. Penn State (2-26-21) <b>Field Goals Made</b> <b>S:</b> 10 vs. Indiana State (11-12-21) <b>C:</b> 10, Two Times <b>Field Goal Attempts</b> <b>S:</b> 17 vs. [18] North Carolina (11-20-21) <b>C:</b> 24 vs. North Texas (3-19-21) <b>Three-Pointers Made</b> <b>S:</b> 6 vs. Butler (12-18-21) <b>C:</b> 6 vs. Butler (12-18-21) <b>Three-Point Attempts</b> <b>S:</b> 6, Four Times <b>C:</b> 12 vs. North Texas (3-19-21) <b>Free Throws Made</b> <b>S:</b> 6 vs. North Carolina State (12-12-21) <b>C:</b> 9 vs. [25] Wisconsin (3-2-21) <b>Free Throw Attempts</b> <b>S:</b> 9 vs. North Carolina State (12-12-21) <b>C:</b> 10 vs. [25] Wisconsin (3-2-21) <b>Minutes</b> <b>S:</b> 40 vs. North Carolina State (12-12-21) <b>C:</b> 43 vs. [9] Ohio State (3-12-21)
<b>#25   ETHAN MORTON</b> <b>Points</b> <b>S:</b> 6 vs. North Carolina State (12-12-21) <b>C:</b> 6 vs. North Carolina State (12-12-21) <b>Rebounds</b> <b>S:</b> 4 vs. Bellarmine (11-9-21) <b>C:</b> 4 vs. Bellarmine (11-9-21) <b>Assists</b> <b>S:</b> 4, Two Times <b>C:</b> 6 vs. Oakland (12-1-20) <b>Steals</b> <b>S:</b> 4 vs. Bellarmine (11-9-21) <b>C:</b> 4 vs. Bellarmine (11-9-21) <b>Blocked Shots</b> <b>S:</b> 2 vs. Wright State (11-16-21) <b>C:</b> 2 vs. Wright State (11-16-21) <b>Field Goals Made</b> <b>S:</b> 2, Two Times <b>C:</b> 3, Two Times <b>Field Goal Attempts</b> <b>S:</b> 4 vs. [18] North Carolina (11-20-21) <b>C:</b> 5 vs. Valparaiso (12-4-20) <b>Three-Pointers Made</b> <b>S:</b> 1, Five Times <b>C:</b> 1, Nine Times <b>Three-Point Attempts</b> <b>S:</b> 2 vs. Wright State (11-16-21) <b>C:</b> 4 vs. Valparaiso (12-4-20) <b>Free Throws Made</b> <b>S:</b> 2 vs. North Carolina State (12-12-21) <b>C:</b> 2 vs. North Carolina State (12-12-21) <b>Free Throw Attempts</b> <b>S:</b> 2, Three Times <b>C:</b> 2, Three Times <b>Minutes</b> <b>S:</b> 24, Two Times <b>C:</b> 25 vs. Clemson (11-26-20)	<b>#34   CARSON BARRETT</b> <b>Points</b> <b>S:</b> 2 vs. Omaha (11-26-21) <b>C:</b> 2 vs. Omaha (11-26-21) <b>Rebounds</b> <b>S:</b> 2 vs. Butler (12-18-21) <b>C:</b> 2 vs. Butler (12-18-21) <b>Assists</b> <b>S:</b> 0 <b>C:</b> 0 <b>Steals</b> <b>S:</b> 0 <b>C:</b> 0 <b>Blocked Shots</b> <b>S:</b> 0 <b>C:</b> 0 <b>Field Goals Made</b> <b>S:</b> 1 vs. Omaha (11-26-21) <b>C:</b> 1 vs. Omaha (11-26-21) <b>Field Goal Attempts</b> <b>S:</b> 1, Four Times <b>C:</b> 1, Four Times <b>Three-Pointers Made</b> <b>S:</b> 0 <b>C:</b> 0 <b>Three-Point Attempts</b> <b>S:</b> 1, Two Times <b>C:</b> 1, Two Times <b>Free Throws Made</b> <b>S:</b> 0 <b>C:</b> 1 vs. Penn State (2-26-21) <b>Free Throw Attempts</b> <b>S:</b> 0 <b>C:</b> 2 vs. Penn State (2-26-21) <b>Minutes</b> <b>S:</b> 3, Two Times <b>C:</b> 3, Two Times	<b>#50   TREVION WILLIAMS</b> <b>Points</b> <b>S:</b> 22 vs. North Carolina State (12-12-21) <b>C:</b> 36 vs. [19] Michigan (1-9-20) <b>Rebounds</b> <b>S:</b> 18 vs. Iowa (12-3-21) <b>C:</b> 20 vs. [19] Michigan (1-9-20) <b>Assists</b> <b>S:</b> 9 vs. North Carolina State (12-12-21) <b>C:</b> 9 vs. North Carolina State (12-12-21) <b>Steals</b> <b>S:</b> 3 vs. [5] Villanova (11-21-21) <b>C:</b> 4 vs. [17] Butler (12-21-19) <b>Blocked Shots</b> <b>S:</b> 4, Two Times <b>C:</b> 4, Two Times <b>Field Goals Made</b> <b>S:</b> 10 vs. North Carolina State (12-12-21) <b>C:</b> 16 vs. [19] Michigan (1-9-20) <b>Field Goal Attempts</b> <b>S:</b> 17 vs. Rutgers (12-9-21) <b>C:</b> 28 vs. [19] Michigan (1-9-20) <b>Three-Pointers Made</b> <b>S:</b> 1, Two Times <b>C:</b> 1, Six Times <b>Three-Point Attempts</b> <b>S:</b> 1, Five Times <b>C:</b> 2 vs. Ohio State (2-15-20) <b>Free Throws Made</b> <b>S:</b> 4, Four Times <b>C:</b> 8 vs. [23] Michigan State (1-8-21) <b>Free Throw Attempts</b> <b>S:</b> 8 vs. Iowa (12-3-21) <b>C:</b> 12 vs. [23] Michigan State (1-8-21) <b>Minutes</b> <b>S:</b> 33 vs. North Carolina State (12-12-21) <b>C:</b> 44 vs. [19] Michigan (1-9-20)	<b>#55   SASHA STEFANOVIC</b> <b>Points</b> <b>S:</b> 23, Two Times <b>C:</b> 23, Three Times <b>Rebounds</b> <b>S:</b> 4, Two Times <b>C:</b> 8 vs. [17] Maryland (1-18-20) <b>Assists</b> <b>S:</b> 8, Two Times <b>C:</b> 8, Three Times <b>Steals</b> <b>S:</b> 2 vs. Incarnate Word (12-20-21) <b>C:</b> 4 vs. [5] Virginia (12-4-19) <b>Blocked Shots</b> <b>S:</b> 0 <b>C:</b> 3 vs. [8] Michigan State (1-12-20) <b>Field Goals Made</b> <b>S:</b> 7 vs. [18] North Carolina (11-20-21) <b>C:</b> 8 vs. Central Michigan (12-28-19) <b>Field Goal Attempts</b> <b>S:</b> 13 vs. [18] North Carolina (11-20-21) <b>C:</b> 13, Two Times <b>Three-Pointers Made</b> <b>S:</b> 5, Two Times <b>C:</b> 7 vs. Central Michigan (12-28-19) <b>Three-Point Attempts</b> <b>S:</b> 11 vs. [18] North Carolina (11-20-21) <b>C:</b> 11 vs. [18] North Carolina (11-20-21) <b>Free Throws Made</b> <b>S:</b> 6 vs. Bellarmine (11-9-21) <b>C:</b> 7 vs. Valparaiso (12-4-20) <b>Free Throw Attempts</b> <b>S:</b> 7 vs. Bellarmine (11-9-21) <b>C:</b> 9 vs. Valparaiso (12-4-20) <b>Minutes</b> <b>S:</b> 35 vs. [18] North Carolina (11-20-21) <b>C:</b> 46 vs. Minnesota (1-2-20)

# GAME 13 // [3] PURDUE vs. NICHOLLS // DECEMBER 29, 2021

	<b>#0   Mason Gillis   So.   Forward</b> <b>6-6   230   New Castle, Ind.   New Castle</b>									<b>LAST:</b> 10 points, 3 rebs, 2 asts in the win over Incarnate Word. • Avg. 7.4 PPG, 3.0 RPG in last 5 games (10-20 FGs, 5-10 3Ps, 12-12 FTs), 18.4 MPG. • Has made all 15 of his free throw attempts this year; 16 straight to last year. • Purdue is 6-0 all-time when he scores 10+ points; 6-0 with 2+ 3-pointers. • Was named to College Hoops Today's (Jon Rothstein) All-Glue Guy team.	<b>CAREER HIGHS</b> <b>P:</b> 12 Three Times <b>R:</b> 9 Three Times <b>A:</b> 3 Five Times <b>M:</b> 35 North Texas (3-19-21)
	<b>GP / GS PPG RPG APG Blks. Stls. FG % 3P % FT %</b> 8 / 0 6.1 3.0 0.5 3 1 .519 .429 15-15									<b>LAST:</b> Suffered a knee injury in practice (Nov. 8); will miss the entire season. • Will redshirt this season. • Has impressed the coaches with his play; strong career ahead of him. • Avg. 15.7 PPG and 6.3 RPG as a senior; shot 60.7 % FGs, 40.5 3Ps, 85.5 FTs. • Father, Matt, was Purdue's PG (1992-95); ranks 6th career assists (460).	<b>CAREER HIGHS</b> <b>P:</b> 0 <b>R:</b> 0 <b>A:</b> 0 <b>M:</b> 0
	<b>#1   Brian Waddell   Fr.   Forward</b> <b>6-7   180   Carmel, Ind.   Carmel</b>									<b>LAST:</b> 3 points, 2 rebs, 1 ast in the win over Incarnate Word. • Avg. 1.7 PPG, 1.3 RPG, 1.0 APG in last 3 games (2-9 FGs, 1-6 3Ps). • Surpassed 200 career assists in the win over Florida State. • One of the top defensive players in the Big Ten; outstanding vs. FSU. • Purdue is 22-9 when he scores 10+ points; 18-5 when leads team in assists.	<b>CAREER HIGHS</b> <b>P:</b> 19 [18] Iowa (3-3-20) <b>R:</b> 7 Four Times <b>A:</b> 8 Notre Dame (12-19-20) <b>M:</b> 47 [19] Michigan (1-9-20)
<b>National Rankings:</b> 3 / Associated Press 3 / Coaches	<b>#2   Eric Hunter Jr.   Sr.   Guard</b> <b>6-4   175   Indianapolis, Ind.   Tindley Prep</b>									<b>LAST:</b> 2 points, 7 rebs, 1 blk in the win over Incarnate Word. <b>• 11/22 – Big Ten FOW (11.3 PPG, 6.7 RPG, 1.0 APG, 13-17 FGs, 4-6 3Ps).</b> • 2.0 PPG, 3.4 RPG in last five games (5-15 FGs, 0-4 3Ps); 9.1 PPG, 7.4 RPG prev. 7. • Recorded first career double-double in a win over Wright State (14 p, 11 r). • Indiana Mr. Basketball after strong SR season (21.4 PPG, 14.1 RPG, 3.0 APG).	<b>CAREER HIGHS</b> <b>P:</b> 14 Wright State (11-16-21) <b>R:</b> 11 Wright State (11-16-21) <b>A:</b> 2 Wright State (11-16-21) <b>M:</b> 33 [18] North Carolina (11-20-21)
	<b>GP / GS PPG RPG APG Blks. Stls. FG % 3P % FT %</b> 12 / 1 3.3 1.4 1.6 1 8 .341 .273 6-10									<b>LAST:</b> Will redshirt this season. • Had surgery in late Nov., to clean up loose particles in his foot. • A top-40 recruit, averaged 24.5 PPG, 11.8 RPG, 3.6 APG as a senior last year. • Led Silver Creek to the 2019 and 2021 Class 3A State Championships (Ind.). • Was Indiana's Gatorade Player of the Year in 2020; 1,832 career points.	<b>CAREER HIGHS</b> <b>P:</b> 0 <b>R:</b> 0 <b>A:</b> 0 <b>M:</b> 0
	<b>#3   Caleb Furst   Fr.   Forward</b> <b>6-10   230   Fort Wayne, Ind.   Blackhawk Christian</b>									<b>LAST:</b> 6 points, 5 rebs, 2 stls, 1 blk in the win over Incarnate Word. • Has 15 points, 11 rebs in 63 minutes over the last 5 games (4-23 3Ps). • Avg. 11.0 PPG at home (18-44 3Ps); avg. 1.4 PPG away from home (2-17 3Ps). • Purdue is 13-3 when he scores 10+ points; 5 triples vs. Wright tied c-high. • Runner-up for Mr. Basketball in 2019; redshirted 2019-20 season.	<b>CAREER HIGHS</b> <b>P:</b> 29 [21] Minnesota (1-30-21) <b>R:</b> 8 [4] Iowa (12-22-20) <b>A:</b> 4 Two Times <b>M:</b> 37 Clemson (11-26-20)
<b>Last Game:</b> Def. Incarnate Word 79-59 Dec. 20, 2021	<b>GP / GS PPG RPG APG Blks. Stls. FG % 3P % FT %</b> 0 / 0 — — — — — — — —									<b>LAST:</b> 8 points, 2 rebs in the win over Incarnate Word. • 10 turnovers in last 28 games played (459 minutes); 7 TOs in 232 mins this yr. • Is 4-of-9 from 3P range last two games; was 0-of-3 prev. 3 games. • Has had zero turnovers in 6-of-12 games; multiple 3Ps in 5-of-12 games. • Shooting 39.9 percent from long range during his career (77-of-193).	<b>CAREER HIGHS</b> <b>P:</b> 17 Two Times <b>R:</b> 4 Two Times <b>A:</b> 6 Oakland (12-1-20) <b>M:</b> 40 [19] Michigan (1-9-20)
	<b>#4   Trey Kaufman-Renn   Fr.   Forward</b> <b>6-9   225   Sellersburg, Ind.   Silver Creek</b>									<b>LAST:</b> Registered no statistics in the win over Incarnate Word. • A strong shooter, Wulbrun is a walk-on transfer from Cal Lutheran. • As a freshman at Cal Lutheran in 2018-19, avg. 6.6 PPG with 43 3-pointers. • Had offseason knee surgery and is rounding into shape. • Father, Jeff, is a first-year head coach at the University of Denver.	<b>CAREER HIGHS</b> <b>P:</b> 19 Redlands (2-13-19) <b>R:</b> 4 Two Times <b>A:</b> 5 UC Santa Cruz (1-26-19) <b>M:</b> 36 Redlands (1-9-19)
	<b>GP / GS PPG RPG APG Blks. Stls. FG % 3P % FT %</b> 12 / 0 7.0 2.3 0.8 3 5 .320 .328 .889									<b>LAST:</b> 13 points, 9 rebs, 4 asts (c-high), 1 blk in the win over Incarnate Word. <b>• Hall of Fame All-Tournament Team (15.0 PPG, 4.5 RPG, 13-19 FGs).</b> • Has 27 points, 20 rebs, 4 asts in 35 minutes over last 2 games (12-15 FGs). • 2nd nationally in FG Pct. (71.6); avg. 32.8 pts, 17.1 reb / 40 minutes played. • FIBA U-19 World Cup All-Star 5 Team in July (15.1 PPG, 14.1 RPG, 2.3 BPG).	<b>CAREER HIGHS</b> <b>P:</b> 22 Indiana State (11-12-21) <b>R:</b> 11 Northwestern (2-6-21) <b>B:</b> 4 Northwestern (2-6-21) <b>M:</b> 23 Northwestern (2-6-21)
<b>Next Game:</b> Monday, Jan. 3 Wisconsin	<b>#5   Brandon Newman   So.   Guard</b> <b>6-5   200   Valparaiso, Ind.   Valparaiso</b>									<b>LAST:</b> 2 points in the win over Incarnate Word. • Is 4-of-8 from the field in career; 7 points in 14 minutes over last 2 seasons. • Avg. 14.2 PPG, 6.2 RPG and 1.9 APG as a senior at Columbus East. • The Republic Boys Basketball Player of the Year; first-team all-conference. • Family includes 11 Purdue alums, including brother Kyle – current student.	<b>CAREER HIGHS</b> <b>P:</b> 3 Oakland (12-1-20) <b>R:</b> 2 Omaha (11-26-21) <b>A:</b> 1 Oakland (12-1-20) <b>M:</b> 4 Central Michigan (12-28-19)
	<b>GP / GS PPG RPG APG Blks. Stls. FG % 3P % FT %</b> 12 / 0 7.0 2.3 0.8 3 5 .320 .328 .889									<b>LAST:</b> Registered no statistics in the win over Incarnate Word. • Recorded first career points and assist in the win over Omaha. • Named All-Conference and All-District as a senior at Tolton. • Was class valedictorian at Tolton. • Father, Cuonzo, is the head coach at Missouri; former teammate of Painter.	<b>CAREER HIGHS</b> <b>P:</b> 2 Omaha (11-26-21) <b>R:</b> 1 Two Times <b>A:</b> 1 Omaha (11-26-21) <b>M:</b> 3 Two Times
	<b>#6   Jared Wulbrun   Sr.   Guard</b> <b>5-10   180   Stanford, Calif.   Palo Alto   Cal Lutheran</b>									<b>LAST:</b> 12 points, 5 rebs, 4 asts in the win over Incarnate Word. • Double-figures in 9 straight games (16.9 PPG, 5.0 RPG, 3.3 APG, 22-44 3Ps). • 6-of-6 from 3P range vs. Butler (most 3PMs w/out a miss in school history). • vs. high-major opponents: 18.3 PPG, 5.4 RPG, 3.4 APG (43-85 FGs, 19-38 3Ps). • FIBA U-19 World Cup All-Star 5 Team in July (12.3 PPG, 3.0 RPG, 1.6 SPG).	<b>CAREER HIGHS</b> <b>P:</b> 27 Indiana State (11-12-21) <b>R:</b> 10 [18] North Carolina (11-20-21) <b>A:</b> 7 [5] Villanova (11-21-21) <b>M:</b> 43 [9] Ohio State (3-12-21)
<b>Head Coach:</b> Matt Painter <b>PUR:</b> 366-185 / 17th <b>CAR:</b> 391-190 / 18th	<b>GP / GS PPG RPG APG Blks. Stls. FG % 3P % FT %</b> 12 / 10 14.4 7.5 1.0 17 4 .716 0-0 .725									<b>LAST:</b> 3 points, 2 asts in the win over Incarnate Word. • Has 32 points, 19 rebs, 24 asts, 9 stls, 2 blks in 200 minutes this season. • Has a 24 / 6 assist: turnover ratio (4.00); 6 turnovers in 200 minutes this yr. • Named Pennsylvania Gatorade POY and Mr. Basketball following SR year. • Active w/ USA Basketball; helped U18 3-on-3 team to World title (2019).	<b>CAREER HIGHS</b> <b>P:</b> 6 North Carolina St. (12-12-21) <b>R:</b> 4 Bellarmine (11-9-21) <b>A:</b> 6 Oakland (12-1-20) <b>M:</b> 25 Clemson (11-26-20)
	<b>#7   Isaiah Thompson   Jr.   Guard</b> <b>6-1   160   Zionsville, Ind.   Zionsville</b>									<b>LAST:</b> 1 rebound in the win over Incarnate Word. • Made first career field goal in the win over Omaha. • Led Lafayette CC to Hoosier Conf. title as SR; 18.1 PPG, 10.2 RPG, 6.5 APG. • Excelled on the baseball diamond as well (3-yr. starter; 368 BA). • Father, Dave, was HS head coach; Played at Purdue from 1988-91.	<b>CAREER HIGHS</b> <b>P:</b> 2 Omaha (11-26-21) <b>R:</b> 2 Butler (12-18-21) <b>A:</b> 0 <b>M:</b> 3 Two Times
	<b>GP / GS PPG RPG APG Blks. Stls. FG % 3P % FT %</b> 12 / 11 5.9 1.1 1.4 0 3 .477 .514 .786									<b>LAST:</b> 12 points, 8 rebs, 1 ast, 1 stl in the win over Incarnate Word. <b>• Two-time Big Ten Player of the Week (Nov. 22; Dec. 13).</b> • Only player nat'l since 2009-10 with 22 P, 12 R, 9 A, 4 B, 2 S in game (NCSU). • Only player since at least 2008 to avg. 13 p, 8 r, 2.5 a in under 25.0 MPG. • 4 career Big Ten Player of the Week honors – 5th in Purdue history.	<b>CAREER HIGHS</b> <b>P:</b> 36 [19] Michigan (1-9-20) <b>R:</b> 20 [19] Michigan (1-9-20) <b>A:</b> 9 North Carolina St. (12-12-21) <b>M:</b> 43 [19] Michigan (1-9-20)
<b>Assistant Coaches:</b> Brandon Brantley Paul Lusk Terry Johnson Elliot Bloom (DBO)	<b>#8   Zach Edey   So.   Center   (e-Dee)</b> <b>7-4   295   Toronto, Canada   IMG Academy (Fla.)</b>									<b>LAST:</b> 8 points, 4 asts, 2 stls, 1 reb in the win over Incarnate Word. • 170 career 3-ptrs – 14th on the school's 3PM list; surpassed 700 pts. vs. RU. • Avg. 8.7 PPG, 2.1 RPG, 3.7 APG in last seven games (13-31 3Ps, 3.25 A/T/O ratio). • 40.1 percent career 3-pt. shooter; 41.4 % (79-of-191) since start of last yr. • Father, Lou, was selected by Seattle in the 1985 NBA Draft (5th round).	<b>CAREER HIGHS</b> <b>P:</b> 23 Three Times <b>R:</b> 8 [17] Maryland (1-18-20) <b>A:</b> 8 Three Times <b>M:</b> 46 Minnesota (1-2-20)
	<b>GP / GS PPG RPG APG Blks. Stls. FG % 3P % FT %</b> 12 / 12 11.3 2.3 3.9 0 4 .433 .437 .897									<b>LAST:</b> 10 points, 3 rebs, 2 asts in the win over Incarnate Word. • Avg. 7.4 PPG, 3.0 RPG in last 5 games (10-20 FGs, 5-10 3Ps, 12-12 FTs), 18.4 MPG. • Has made all 15 of his free throw attempts this year; 16 straight to last year. • Purdue is 6-0 all-time when he scores 10+ points; 6-0 with 2+ 3-pointers. • Was named to College Hoops Today's (Jon Rothstein) All-Glue Guy team.	<b>CAREER HIGHS</b> <b>P:</b> 12 Three Times <b>R:</b> 9 Three Times <b>A:</b> 3 Five Times <b>M:</b> 35 North Texas (3-19-21)
	<b>GP / GS PPG RPG APG Blks. Stls. FG % 3P % FT %</b> 8 / 0 6.1 3.0 0.5 3 1 .519 .429 15-15									<b>LAST:</b> Suffered a knee injury in practice (Nov. 8); will miss the entire season. • Will redshirt this season. • Has impressed the coaches with his play; strong career ahead of him. • Avg. 15.7 PPG and 6.3 RPG as a senior; shot 60.7 % FGs, 40.5 3Ps, 85.5 FTs. • Father, Matt, was Purdue's PG (1992-95); ranks 6th career assists (460).	<b>CAREER HIGHS</b> <b>P:</b> 0 <b>R:</b> 0 <b>A:</b> 0 <b>M:</b> 0
<b>2021-22 Record / Conf:</b> 11-1 / 1-1	<b>#9   Caleb Furst   Fr.   Forward</b> <b>6-10   230   Fort Wayne, Ind.   Blackhawk Christian</b>									<b>LAST:</b> 2 points, 7 rebs, 1 blk in the win over Incarnate Word. • Has 15 points, 11 rebs in 63 minutes over the last 5 games (4-23 3Ps). • Avg. 11.0 PPG at home (18-44 3Ps); avg. 1.4 PPG away from home (2-17 3Ps). • Purdue is 13-3 when he scores 10+ points; 5 triples vs. Wright tied c-high. • Runner-up for Mr. Basketball in 2019; redshirted 2019-20 season.	<b>CAREER HIGHS</b> <b>P:</b> 29 [21] Minnesota (1-30-21) <b>R:</b> 8 [4] Iowa (12-22-20) <b>A:</b> 4 Two Times <b>M:</b> 37 Clemson (11-26-20)
	<b>GP / GS PPG RPG APG Blks. Stls. FG % 3P % FT %</b> 12 / 12 6.2 5.8 0.7 8 3 .540 .333 .682									<b>LAST:</b> Will redshirt this season. • Had surgery in late Nov., to clean up loose particles in his foot. • A top-40 recruit, averaged 24.5 PPG, 11.8 RPG, 3.6 APG as a senior last year. • Led Silver Creek to the 2019 and 2021 Class 3A State Championships (Ind.). • Was Indiana's Gatorade Player of the Year in 2020; 1,832 career points.	<b>CAREER HIGHS</b> <b>P:</b> 0 <b>R:</b> 0 <b>A:</b> 0 <b>M:</b> 0
	<b>#10   Brandon Newman   So.   Guard</b> <b>6-5   200   Valparaiso, Ind.   Valparaiso</b>									<b>LAST:</b> 6 points, 5 rebs, 2 stls, 1 blk in the win over Incarnate Word. • Has 15 points, 11 rebs in 63 minutes over the last 5 games (4-23 3Ps). • Avg. 11.0 PPG at home (18-44 3Ps); avg. 1.4 PPG away from home (2-17 3Ps). • Purdue is 13-3 when he scores 10+ points; 5 triples vs. Wright tied c-high. • Runner-up for Mr. Basketball in 2019; redshirted 2019-20 season.	<b>CAREER HIGHS</b> <b>P:</b> 29 [21] Minnesota (1-30-21) <b>R:</b> 8 [4] Iowa (12-22-20) <b>A:</b> 4 Two Times <b>M:</b> 37 Clemson (11-26-20)
<b>2021-22 SCHEDULE</b> <b>Opponent Date / Result</b>	<b>GP / GS PPG RPG APG Blks. Stls. FG % 3P % FT %</b> 12 / 0 7.0 2.3 0.8 3 5 .320 .328 .889									<b>LAST:</b> 8 points, 2 rebs in the win over Incarnate Word. • 10 turnovers in last 28 games played (459 minutes); 7 TOs in 232 mins this yr. • Is 4-of-9 from 3P range last two games; was 0-of-3 prev. 3 games. • Has had zero turnovers in 6-of-12 games; multiple 3Ps in 5-of-12 games. • Shooting 39.9 percent from long range during his career (77-of-193).	<b>CAREER HIGHS</b> <b>P:</b> 17 Two Times <b>R:</b> 4 Two Times <b>A:</b> 6 Oakland (12-1-20) <b>M:</b> 40 [19] Michigan (1-9-20)
	<b>GP / GS PPG RPG APG Blks. Stls. FG % 3P % FT %</b> 12 / 11 5.9 1.1 1.4 0 3 .477 .514 .786									<b>LAST:</b> Registered no statistics in the win over Incarnate Word. • A strong shooter, Wulbrun is a walk-on transfer from Cal Lutheran. • As a freshman at Cal Lutheran in 2018-19, avg. 6.6 PPG with 43 3-pointers. • Had offseason knee surgery and is rounding into shape. • Father, Jeff, is a first-year head coach at the University of Denver.	<b>CAREER HIGHS</b> <b>P:</b> 19 Redlands (2-13-19) <b>R:</b> 4 Two Times <b>A:</b> 5 UC Santa Cruz (1-26-19) <b>M:</b> 36 Redlands (1-9-19)
	<b>GP / GS PPG RPG APG Blks. Stls. FG % 3P % FT %</b> 12 / 10 14.4 7.5 1.0 17 4 .716 0-0 .725									<b>LAST:</b> 13 points, 9 rebs, 4 asts (c-high), 1 blk in the win over Incarnate Word. <b>• Hall of Fame All-Tournament Team (15.0 PPG, 4.5 RPG, 13-19 FGs).</b> • Has 27 points, 20 rebs, 4 asts in 35 minutes over last 2 games (12-15 FGs). • 2nd nationally in FG Pct. (71.6); avg. 32.8 pts, 17.1 reb / 40 minutes played. • FIBA U-19 World Cup All-Star 5 Team in July (15.1 PPG, 14.1 RPG, 2.3 BPG).	<b>CAREER HIGHS</b> <b>P:</b> 22 Indiana State (11-12-21) <b>R:</b> 11 Northwestern (2-6-21) <b>B:</b> 4 Northwestern (2-6-21) <b>M:</b> 23 Northwestern (2-6-21)
<b>Media</b> <b>Web:</b> PurdueSports.com <b>Twitter:</b> @BoilerBall <b>Contact:</b> Chris Forman <b>Email:</b> cforman@purdue.edu <b>Office:</b> 765-494-3201 <b>Cell:</b> 413-687-4590 <b>Twitter:</b> @Forman	<b>#11   Chase Martin   Fr.   Guard</b> <b>6-3   180   Columbia, Mo.   Tolton</b>									<b>LAST:</b> 12 points, 5 rebs, 4 asts in the win over Incarnate Word. • Double-figures in 9 straight games (16.9 PPG, 5.0 RPG, 3.3 APG, 22-44 3Ps). • 6-of-6 from 3P range vs. Butler (most 3PMs w/out a miss in school history). • vs. high-major opponents: 18.3 PPG, 5.4 RPG, 3.4 APG (43-85 FGs, 19-38 3Ps). • FIBA U-19 World Cup All-Star 5 Team in July (12.3 PPG, 3.0 RPG, 1.6 SPG).	<b>CAREER HIGHS</b> <b>P:</b> 27 Indiana State (11-12-21) <b>R:</b> 10 [18] North Carolina (11-20-21) <b>A:</b> 7 [5] Villanova (11-21-21) <b>M:</b> 43 [9] Ohio State (3-12-21)
	<b>GP / GS PPG RPG APG Blks. Stls. FG % 3P % FT %</b> 12 / 12 16.5 5.3 3.3 6 17 .526 .446 .733									<b>LAST:</b> 3 points, 2 asts in the win over Incarnate Word. • Has 32 points, 19 rebs, 24 asts, 9 stls, 2 blks in 200 minutes this season. • Has a 24 / 6 assist: turnover ratio (4.00); 6 turnovers in 200 minutes this yr. • Named Pennsylvania Gatorade POY and Mr. Basketball following SR year. • Active w/ USA Basketball; helped U18 3-on-3 team to World title (2019).	<b>CAREER HIGHS</b> <b>P:</b> 6 North Carolina St. (12-12-21) <b>R:</b> 4 Bellarmine (11-9-21) <b>A:</b> 6 Oakland (12-1-20) <b>M:</b> 25 Clemson (11-26-20)
	<b>GP / GS PPG RPG APG Blks. Stls. FG % 3P % FT %</b> 12 / 0 2.7 1.6 2.0 2 9 .478 5-9 5-7									<b>LAST:</b> 1 rebound in the win over Incarnate Word. • Made first career field goal in the win over Omaha. • Led Lafayette CC to Hoosier Conf. title as SR; 18.1 PPG, 10.2 RPG, 6.5 APG. • Excelled on the baseball diamond as well (3-yr. starter; 368 BA). • Father, Dave, was HS head coach; Played at Purdue from 1988-91.	<b>CAREER HIGHS</b> <b>P:</b> 2 Omaha (11-26-21) <b>R:</b> 2 Butler (12-18-21) <b>A:</b> 0 <b>M:</b> 3 Two Times
<b>2021-22 SCHEDULE</b> <b>Opponent Date / Result</b>	<b>#12   Jaden Ivey   So.   Guard   (jay-den Ivey)</b> <b>6-4   195   South Bend, Ind.   La Lumiere Prep</b>									<b>LAST:</b> 12 points, 5 rebs, 4 asts in the win over Incarnate Word. • Double-figures in 9 straight games (16.9 PPG, 5.0 RPG, 3.3 APG, 22-44 3Ps). • 6-of-6 from 3P range vs. Butler (most 3PMs w/out a miss in school history). • vs. high-major opponents: 18.3 PPG, 5.4 RPG, 3.4 APG (43-85 FGs, 19-38 3Ps). • FIBA U-19 World Cup All-Star 5 Team in July (12.3 PPG, 3.0 RPG, 1.6 SPG).	<b>CAREER HIGHS</b> <b>P:</b> 27 Indiana State (11-12-21) <b>R:</b> 10 [18] North Carolina (11-20-21) <b>A:</b> 7 [5] Villanova (11-21-21) <b>M:</b> 43 [9] Ohio State (3-12-21)
	<b>GP / GS PPG RPG APG Blks. Stls. FG % 3P % FT %</b> 12 / 12 16.5 5.3 3.3 6 17 .526 .446 .733									<b>LAST:</b> 3 points, 2 asts in the win over Incarnate Word. • Has 32 points, 19 rebs, 24 asts, 9 stls, 2 blks in 200 minutes this season. • Has a 24 / 6 assist: turnover ratio (4.00); 6 turnovers in 200 minutes this yr. • Named Pennsylvania Gatorade POY and Mr. Basketball following SR year. • Active w/ USA Basketball; helped U18 3-on-3 team to World title (2019).	<b>CAREER HIGHS</b> <b>P:</b> 6 North Carolina St. (1