



# PURDUE BOILERMAKERS

## 2014-15 BASKETBALL GAME NOTES

23 Big Ten Championships | 48 All-Americans | 10 Big Ten Coaches of the Year | 2 No. 1 NBA Draft Picks

### ► GAME INFORMATION

Television / Online	BTN / BTN Plus on BTN2Go.com
Announcers	Cory Provus, Bob Wenzel
Radio	Purdue Sports Network
Satellite Radio	XM (Channel 195)
Radio Talent	Larry Clisby, Rob Blackman, Ralph Taylor
Live Stats (Fans)	PurdueSports.com
Live Stats (Media)	Bit.ly/PurdueLiveStats
Twitter Updates	@BoilerBall   @ChrisForman12 (#BoilerNotes)

### ► SCHEDULE AND RESULTS

Nov.	P / O	Rank	Opponent	Time / Result
2	#	-- / --	California (Pa.)	W, 89-52
7	#	-- / --	Carroll (Mont.)	W, 90-49
14	\$	-- / --	Samford	W, 80-40
16	-- / --		IUPUI	W, 77-57
20	-- / --		Grambling	W, 82-30
24	\$	-- / RV	vs. Kansas State	L, 79-88
25	\$	-- / --	vs. Missouri	W, 82-61
26	\$	-- / RV	vs. BYU	W, 87-85

Dec.	Rank	Opponent	Time / Result
2	%	-- / RV North Carolina State	W, 66-61
6		-- / -- North Florida	L, 70-73
8		-- / -- IPFW	W, 63-43
10		-- / -- Arkansas State	W, 87-46
13		-- / -- at Vanderbilt	L, 71-81
20	^	-- / 21 vs. Notre Dame	L, 63-94
22		-- / -- Gardner-Webb	L, 84-89
31	*	-- / RV Minnesota	W, 72-68

Jan.	Rank	Opponent	Time / Result	
3	*	-- / --	Michigan	W, 64-51
7	*	-- / 4	at Wisconsin	L, 55-62
10	*	-- / 11	Maryland	L, 60-69
17	*	-- / --	at Penn State	W, 84-77
21	*	-- / --	at Illinois	L, 57-66
24	*	-- / 25	Iowa	W, 67-63
28	*	-- / 22	Indiana	W, 83-67
31	*	-- / --	at Northwestern	W, 68-60

Feb.	Rank	Opponent	Time / Result
4	*	-- / 20 Ohio State	W, 60-58
7	*	-- / -- at Minnesota	L, 58-62
12	*	-- / -- at Rutgers	W, 61-51
15	*	-- / -- Nebraska	5:15 PM
19	*	-- / RV at Indiana	7 PM
26	*	-- / -- Rutgers	9 PM

Mar.	Rank	Opponent	Time / Result	
1	*	-- / 23	at Ohio State	TBA
4	*	-- / --	at Michigan State	8 PM
7	*	-- / --	Illinois	4:30 PM
11	&	-- / --	Big Ten Tournament First Round	TBA
12	&	-- / --	Big Ten Tournament Second Round	TBD
13	&	-- / --	Big Ten Tournament Quarterfinals	TBD
14	&	-- / --	Big Ten Tournament Semifinals	TBD
15	&	-- / --	Big Ten Tournament Finals	3:30 PM

• Home games played at Mackey Arena.

• All times Eastern and subject to change.

# Denotes exhibition game.

\$ Denotes EASports Maui Invitational (Lahaina, Hawaii).

% Denotes ACC / Big Ten Challenge (West Lafayette, Ind.).

^ Denotes Crossroads Classic (Indianapolis, Ind.).

& Denotes Big Ten Tournament (Chicago, Ill.)

\* Denotes Big Ten Conference game.

### PURDUE (16-9, 8-4 Big Ten)

### NEBRASKA, 13-11 (5-7 Big Ten)

Sunday, February 15, 2015 | 5:15 PM (ET) | Mackey Arena (14,846) | West Lafayette, Indiana

#### ■ GAME 26: For Openers

• After taking care of business on the road on Thursday at Rutgers, the Purdue men's basketball team returns home for the first time in 11 days, hosting Nebraska at Mackey Arena on Sunday afternoon. The game will be televised by the Big Ten Network at 5:15 PM (ET) with **Cory Provus** and **Bob Wenzel** on the broadcast.

• The Boilermakers are coming off a 61-51 win at Rutgers on Wednesday, earning their third win of the Big Ten season away from Mackey Arena. Through Friday's games, the Boilermakers are 8-4 in league play and in a three-way tie for second place with Maryland and Ohio State.

• Purdue continues to excel on the defensive end, leading the Big Ten (league games only) in field goal percentage defense (.387), ranking second in blocked shots (5.0 BPG) and fourth in scoring defense (62.8).

• The Boilermakers are looking for their 12th home win of the year. Purdue has won at least 12 games at Mackey Arena eight straight years.

#### ■ The Series With Nebraska

• Purdue leads the series with Nebraska, 10-4, but the two teams have split each of the last two seasons. Nebraska handed Purdue its worst loss of the season a year ago, a 76-57 setback in late February in Lincoln.

• Purdue is 3-0 all-time against Nebraska at Mackey Arena, having won the three meetings by a combined 46 points (15.3 PPG), including last year's meeting by a 70-64 margin.

• Prior to Nebraska entering the Big Ten Conference before the 2011-12 season, Purdue had won six of the eight meetings with the Huskers. The previous last meeting came during Purdue's Final Four season of 1980.

### ► WHAT'S TRENDING

#### ■ Team Trends

• Purdue has made five or fewer three-pointers in 11 of the last 13 games.

• Purdue and Ohio St. are only teams to rank in top four of FG Pct. and FG Pct. Defense (B1G games).

• Purdue shot 40.6 percent from the field in B1G play last year; this year, its at 45.1 percent.

• Purdue is 14-0 this season when attempting more free throws than its opponent.

#### ■ Individual Trends

• **A.J. Hammons** has recorded 12 of his 13 career double-doubles in Big Ten play.

• **A.J. Hammons** needs 30 points for 1,000 and eight rebounds for 600 in his career.

• **Jon Ocktus** is averaging 13.5 PPG and 6.5RPG over the last three games.

• **Kendall Stephens** needs one 3-pt. to move into 15th on the school's career 3PM list (120).

#### ■ A Win Would...

• Move Purdue to 9-4 in league play and remain in second in the Big Ten Conference.

• Be the most overall wins (17) and most Big Ten wins (9) since the 2011-12 season.

• Be Purdue's 12th win at Mackey Arena, making it nine straight years of at least 12 home wins.

• After starting 3-3 in league play, would be Purdue's sixth win in the last seven games.

### ► THE PROBABLE LINEUPS

Purdue (16-9   8-4 Big Ten)				Ht.	Wt.	Yr.	Hometown	GP / GS	PPG	RPG	APG	MPG
F	12	Vince Edwards		6-7	220	Fr.	Middletown, Ohio	25 / 23	9.4	4.8	2.6	27.1
C	20	A.J. Hammons		7-0	261	Jr.	Gary, Ind.	25 / 14	11.0	6.3	3.0(b)	23.6
G	0	Jon Ocktus ( <b>Ock-tee-us</b> )		6-4	175	Sr.	Miami, Fla.	25 / 25	9.3	5.0	2.5	28.2
G	31	Dakota Mathias ( <b>muh-thigh-us</b> )		6-4	197	Fr.	Elida, Ohio	25 / 8	3.8	1.8	1.4	17.6
G	35	Rapheal Davis ( <b>Ray-fell</b> )		6-5	217	Jr.	Fort Wayne, Ind.	25 / 25	10.9	3.8	2.4	29.9
G	1	Bryson Scott		6-1	206	So.	Fort Wayne, Ind.	20 / 1	4.3	1.7	1.3	10.9
G	2	Jon McKeeman		6-1	190	Jr.	Fort Wayne, Ind.	5 / 0	0.0	0.0	0.0	2.4
G	3	P.J. Thompson		5-10	188	Fr.	Indianapolis, Ind.	23 / 1	2.4	1.0	1.2	15.0
F	5	Basil Smotherman ( <b>Baz-ull</b> )		6-6	222	So.	Indianapolis, Ind.	25 / 1	2.6	1.7	0.8	11.9
G	11	Stephen Toyra ( <b>Toy-ruh</b> )		6-3	180	Jr.	Lafayette, Ind.	5 / 0	0.4	0.4	0.0	3.2
G	21	Kendall Stephens		6-6	197	So.	St. Charles, Ill.	25 / 16	9.5	2.5	1.8	22.9
F	23	Jaquiel Taylor ( <b>Juh-keel</b> )		6-9	217	Fr.	Cambridge, Mass.	6 / 0	2.2	2.0	0.7(b)	7.0
F	30	Neal Beshears		6-7	198	Sr.	Winchester, Ind.	1 / 0	0.0	0.0	0.0	0.0
C	44	Isaac Haas ( <b>HAHSS</b> )		7-2	297	Fr.	Hokes Bluff, Ala.	25 / 11	8.3	3.8	0.8(b)	15.0
Nebraska (13-11   5-7 Big Ten)				Ht.	Wt.	Yr.	Hometown	GP / GS	PPG	RPG	APG	MPG
F	21	Leslee Smith		6-8	254	So.	Longlook, British V.I.	10 / 3	3.2	2.4	0.5	11.3
F	31	Shavon Shields		6-7	221	Jr.	Olathe, Kan.	24 / 24	15.7	6.3	2.3	36.4
F	35	Walter Pitchford		6-10	237	Jr.	Grand Rapids, Mich.	24 / 24	6.8	4.8	0.5(b)	28.0
G	3	Benny Parker		5-9	172	Jr.	Kansas City, Kan.	24 / 21	5.2	2.3	2.0	29.5
G	5	Terran Petteway		6-6	215	Jr.	Galveston, Texas	24 / 24	18.9	5.0	2.7	34.8

P N THE MATCHUP		
Category	Purdue	Nebraska
Record	16-9	13-11
Big Ten Record	8-4	5-7
National Ranking (AP / Coaches)	-- / --	-- / --
Streak	Win-1	Loss-2
Scoring Offense	71.1	62.5
Scoring Defense	64.1	61.1
Scoring Margin	+7.0	+1.4
Field Goal Percentage	.458	.424
Field Goal Percentage Defense	.399	.391
Three-Point Percentage	.322	.292
Three-Point Percentage Defense	.363	.314
Free Throw Percentage	.680	.722
Rebound Margin	+4.3	-2.2
Assists Per Game	15.1	10.0
Turnovers Per Game	13.1	12.9
Assist:Turnover Ratio	1.15	0.78
Turnover Margin	-0.60	+1.13
Steals Per Game	5.7	6.3
Blocked Shots Per Game	5.6	3.2

P N SERIES INFORMATION	
Purdue's All-Time Record	1,708-982 (.635)
All-time vs. Nebraska	10-4
Current Streak	Nebraska, win-1
In West Lafayette	5-1
In Mackey Arena	3-0
Streak	Purdue, win-3
In Lincoln	4-2
At Pinnacle Bank Arena	0-1
Streak	Nebraska, win-1
At Neutral Sites	1-1
In Overtime Games	0-0
Purdue Points (Avg.)	967 (69.07)
Nebraska Points (Avg.)	872 (62.29)
Purdue vs. the Big Ten	905-665
Purdue vs. State of Nebraska	11-4
Purdue On This Date	20-11
Painter vs. Opponent	4-2
In Mackey Arena	2-0
At Pinnacle Bank Arena	0-1
At Neutral Sites	1-1
Miles vs. Purdue	2-2

P N SERIES MEETINGS				
Date	Rank	Site	Result	Score
12-8-47	-- / --	Lincoln, Neb.	W	60-56
12-17-48	-- / --	West Lafayette, Ind.	W	64-47
12-17-56	-- / --	West Lafayette, Ind.	L	62-65
12-14-57	-- / --	Lincoln, Neb.	W	70-61
12-7-63	-- / --	West Lafayette, Ind.	W	81-75
12-5-64	-- / --	Lincoln, Neb.	L	85-96
12-2-78	-- / --	Lincoln, Neb.	W	58-47
12-11-79	9 / --	West Lafayette, Ind.	W	78-56
2-22-12	-- / --	West Lafayette, Ind.	W	83-65
3-8-12	-- / --	Indianapolis, Ind. (\$)	W	79-61
1-16-13	-- / --	Lincoln, Neb.	W	65-56
3-14-13	-- / --	Chicago, Ill. (\$)	L	55-57
1-12-14	-- / --	West Lafayette, Ind.	W	70-64
2-23-14	-- / --	Lincoln, Neb.	L	57-76

\$ - Big Ten Tournament

**P MEDIA INFORMATION**

- Credentials for Purdue home games are issued to working media only and should be requested as early as possible.
- The Purdue Athletics Communications office now uses SportsSystems to request credentials and parking passes.

**SportsSystems.com/Purdue**

- Please allow ample time for credentials to be mailed to you. Credentials not mailed can be picked up prior to the game at the media will call at the Mackey Arena media will call area off Northwestern Avenue (under the Mackey Arena sign). Media parking is available inside Ross-Ade Stadium and an adjacent lot outside Ross-Ade Stadium.
- All Purdue practices are closed to the general public. Media members may attend practice through clearance by the Purdue athletics communications office. Media members are invited for practice with clearance by the athletics communications office and television stations can film the first 20 minutes for B-Roll footage.




**P TELECONFERENCES / RADIO SHOW**



- Head coach **Matt Painter** will hold a teleconference typically the day prior to a game, beginning at 11:15 AM (ET). For the dial-in information and dates, please contact Forman at the information below.
- Painter (and the 13 other coaches) will participate on the Big Ten teleconference every Monday morning, beginning January 5. Painter will be slotted for every minutes, every Monday at 10:40 AM (ET). The Big Ten Conference will send out the passcode regarding the teleconferences on Sunday nights.
- Lastly, every Monday at 6 PM (ET) beginning Nov. 17, Coach Painter will join Larry Clisby at Buffalo Wild Wings at the Wabash River Landing. The show will be broadcast on the Purdue Sports Network.


**P ATHLETICS COMMUNICATIONS**

**SID Contact:** Chris Forman  
**Email:** cforman@purdue.edu  
**Office | Cell:** 765-494-3201 | 413-687-4590  
**Twitter:** @ChrisForman12

**P PURDUE SOCIAL MEDIA**

   @BoilerBall

  @PurdueSports

 Facebook.com/PurdueMBB

**■ Recapping the Rutgers Win With #BoilerNotes**

- Purdue improved to 5-1 all-time against Rutgers and was playing its first game in the State of New Jersey since the 1999 NCAA Tournament. The Boilermakers improved to 15-1 all-time against schools from the state of New Jersey.
- Purdue has now held eight of its 25 foes to 59 or fewer points on the season. When Purdue holds opponents to 59 or fewer points under **Matt Painter**, the Boilermakers are 101-4.
- The 51 points allowed were the fewest against a Big Ten opponent since Penn State scored 49 points on Feb. 5, 2013.
- Purdue has held its opponents to 20 or fewer points in a half nine times this year. The Boilermakers did it just three times last year. The 16 first-half points by Rutgers equaled the fewest in a half by a Big Ten team since Iowa scored 15 points in the first half on Feb. 13, 2010.
- Purdue's seven assists tied a season low, also set against Vanderbilt.
- Purdue's 10-point margin of victory was its largest in a Big Ten road game since a 69-56 win over Wisconsin on March 3, 2013. The win also snapped a seven-game Big Ten road losing streak in the month of February.
- Rutgers was just 12-of-40 (.300) from inside the three-point line.
- Purdue's junior class (**A.J. Hammons** and **Raphael Davis**) combined for 30 of Purdue's 61 points. It marked the fourth time in the last six games that the duo has scored at least 30 points, after doing so just once in the first 19 games (Missouri).

**■ Sunday's Five Top Storylines**

- 1) Returning to its defensive roots, Purdue enters Sunday's game with Nebraska as winners in five of its last six games. During that stretch, Purdue has held its opponents to just 60.2 points per game and 37.8 percent shooting from the field. Since that date (Jan. 24), the Boilermakers are 24th nationally in field goal percentage defense and second in the Big Ten behind Ohio State's 36.2 percent. Only one Big Ten team (Penn State) has scored 70 points or more against the Purdue defense and the Nittany Lions needed overtime to reach that mark. For the season, Purdue's field goal percentage defense is now down to 39.9 percent, the lowest for a season since the 2009-10 team held foes to 39.9 percent shooting as well.
- 2) Meanwhile, Purdue's offense hasn't quite clicked fully yet. In Big Ten play only, the Boilermakers rank 12th in turnovers per game (12.9) and 13th in three-point percentage (.293). The Boilermakers excel inside the arc, ranking 49th nationally in conference games only in two-point field goal percentage (.525). Despite the struggles, Purdue still ranks fourth in the Big Ten in field goal percentage (.451) in league games only.
- 3) Purdue ranks 70th nationally in field goal percentage (.458), which would rank as the highest ranking of the **Matt Painter** era (77th during the 2007-08 season). Defensively, Purdue is 49th nationally in field goal percentage defense (.399). If it stays this way, it will be the first time in the **Matt Painter** era that Purdue has ranked in the top 100 nationally in both field goal percentage and field goal percentage defense.
- 4) In six Big Ten home games, Purdue has posted a 5-1 record and outscored foes by almost five points per game (67.3 to 62.7 points per game). The Boilermakers are shooting 45.5 percent from the field, but just 25.6 percent from three-point range in its six league home games. Purdue is also minus-9 (-1.50) in turnover margin and shoot just 68.6 percent from the free throw line. However, on the defensive end, opponents are shooting just 37.6 percent from the field in the six league games at Mackey Arena and only one team, Minnesota, has shot over 43.0 percent from the field (.434). In the last three home games (all ranked teams), foes are shooting just 37.4 percent from the field and 23.5 percent from long distance.
- 5) Over the last six games, not many players nationally have played better than **A.J. Hammons**. The junior center from Gary, Indiana, is only averaging 12.5 points per game in that span, but he has impacted the game significantly on both ends. In addition to the 12.5 PPG, Hammons is averaging 6.5 RPG, 4.3 BPG, 1.5 APG and 1.2 SPG while shooting 30-of-40 (.750) from the field and 15-of-20 (.750) from the free throw line while boasting a 2.25 assist/turnover ratio (9:4) during that span. He became the first Purdue player to lead the team in all five statistical categories (points, rebounds, assists, steals, blocks) in a game since **Robbie Hummel** did so against Penn State on Feb. 19, 2012.

**■ Tracking Purdue's Big Ten Starts**

- Purdue is now 8-4 in Big Ten play, matching its most wins in league play since the 2011-12 team posted a 10-8 record (8-10 in 2012-13; 5-13 in 2013-14). The Boilers are looking for a 9-4 start or better for the first time since the 2010-11 team started 10-3 in league play. Four times in the **Matt Painter** era, Purdue has started 9-4 or better (10-3 in 2010-11; 10-3 in 2009-10; 9-4 in 2008-09; 12-1 in 2007-08).

P MEDIA AVAILABILITY (Contact Chris Forman [cforman@purdue.edu] for details; subject to change).						
Sunday February 15	Monday February 16	Tuesday February 17	Wednesday February 18	Thursday February 19	Friday February 20	Saturday February 21
► GAMEDAY • vs. Nebraska • BTN • 5:15 pm (ET)	► Big Ten Teleconf. • 10:40 am (ET) ► Painter Radio Show • 6:00 pm (ET)	► Painter Teleconf. • 11:15 am (ET) ► Student-Athletes • 1:15 pm (ET)	• No Availability	► GAMEDAY • at Indiana • ESPN • 7:00 pm (ET)	• No Availability	• No Availability

### ■ Vanquishing Ranked Teams

- With Purdue's 60-58 win over No. 20-ranked Ohio State On Feb. 4, Purdue has won three straight games against nationally-ranked foes.
- Prior to the win over No. 25-ranked Iowa on January 24, Purdue had lost 13 straight games against nationally-ranked opponents.
- The Ohio State win gave Purdue three straight wins over ranked teams for the first time since Jan. 28 - Feb. 17, 2010 (Wisconsin, Michigan State, Ohio State), and its the first time an unranked Purdue team won three consecutive games in the same season against nationally-ranked opponents since Jan. 11 - Feb. 18, 1979.
- Purdue's longest win streak against nationally-ranked opponents is seven during the 1987-88 seasons.

### ■ Statistical Oddity

- Just over halfway through Big Ten play, Purdue is closing in on a rare statistical oddity. Two different Boilermakers lead the league in field goal percentage. Freshman **Isaac Haas** leads the league in all games played in field goal percentage (.595), while junior **A.J. Hammons** leads the category in Big Ten play only (.624). That has never happened before in Big Ten history.

### ■ The Human Eraser

- **A.J. Hammons** is making a strong case for Big Ten Defensive Player of the Year honors, impacting the game in a big way on the defensive end.
- Over the last five games, Hammons has recorded the third-most blocks in a game in school history (8 vs. Indiana), held a talented **Alex Olah** (4 points, 1 rebound, 5 fouls) of Northwestern in check, blocked the fourth-most shots in a game in school history (7 vs. Ohio State), added five more rejections against Minnesota and then four in the win over Rutgers. His eight blocked shots against Indiana are the eighth most by a player nationally in a game this season.
- During his 90-game career, Hammons has blocked at least four shots 28 times, including nine times this year.
- His 238 blocks are the seventh most among active players, including the third most among the nation's juniors (St. John's **Chris Obekpa** - 301; Austin Peay's **Chris Horton** - 246).
- In Big Ten play only, Hammons has more blocked shots (37) than seven Big Ten teams (Minnesota, Wisconsin, Penn State, Northwestern, Nebraska, Indiana and Michigan).
- Hammons now ranks seventh on the single-season blocked shots list with 75, needing just four more to tie **JaJuan Johnson** (2011) for fifth on the single-season list. The school record of 105 by **Joe Barry Carroll** in 1978 is in jeopardy. At his current pace in a 32-game season, Hammons is on pace for 96 blocked shots.

### ■ Junior Leadership

- With the season at a crossroads and wins needed, juniors **Rapheal Davis** and **A.J. Hammons** have stepped up their games significantly.
- Over the last six games, which features three wins over ranked teams and two road victories, the pair has averaged 27.8 points per game, 11.8 rebounds, 3.5 assists and 4.8 blocks per game, while committing just 19 turnovers between them.
- The pair is shooting 58-of-94 (.617) from the field and 46-of-61 (.754) from the free throw line in that span.
- The duo has scored at least 30 combined points in four of the last six games, after doing so just once in the first 19 games (Missouri - 34).

### ■ Balancing Act

- Purdue has six players that average between 8.3 and 11.0 points per game and seven different players have led the team in scoring at least once this year.
- Those six players have all attempted at least 100 field goal attempts (between 126 and 207 attempts). Five of the six are shooting at least 49.2 percent from the field. Last year's team had just two players (Hammons and Smotherman) shoot at least 49.2 percent from the field.
- In conference games, Purdue has five players averaging between 8.3 and 12.7 points per game.

### ■ Defense Lives Here

- In the three games leading up to the Big Ten season (Vanderbilt, Notre Dame, Gardner-Webb), Purdue allowed 88.0 points per game and foes shot 54.8 percent from the field and 55.4 percent from three-point range. Since then, the Boilermakers have been dominant on defense.
- Purdue and Ohio State are the only teams to rank in the top four in league games only in both field goal percentage and field goal percentage defense. Purdue is fourth in field goal percentage and first in field goal percentage defense.
- In league play only, Purdue has held six of its 12 league opponents under 38.0 percent shooting from the field (Michigan, Maryland, Illinois, Iowa, Indiana, Rutgers). Amazingly, Purdue is just 4-2 in those three games.
- Purdue has allowed just one team in Big Ten play (Penn State) to score 70 points in a game, and the Nittany Lions needed overtime to reach 70 points.
- In the 12 league games (regulation play only), Purdue has held all of its opponents under their pregame scoring average, limiting them to a combined 127.9 points below their season average (10.7 per game).
- In addition, the 12 teams are a combined 800 points (66.7 pct. points / game) below their pregame average, as Penn State has been the only team to shoot its pregame FG pct. (shot .464; entered at .435).

### ■ More Defensive Nuggets

- Purdue has held its opponents to 20 or fewer points in a half nine times already this year. Last year, it happened just three times all season.
- Purdue has forced 14 shot clock violations already this year.
- Purdue ranks 10th nationally in two-point field goal percentage defense (.415) and is seventh in conference play only (.403).
- Purdue has held nine opponents to 60 points or less and four opponents to 50 points or less.
- In league play only, opponents are shooting just 36.1 percent from the field in the first half, averaging just 28.2 points in the opening half.

## PURDUE vs. NEBRASKA

School	Overall	Pct.	Conf.	Pct.	Str.
Wisconsin	22-2	.917	10-1	.909	W-7
Maryland	20-5	.800	8-4	.667	W-1
Ohio State	19-6	.760	8-4	.667	W-2
<b>PURDUE</b>	<b>16-9</b>	<b>.640</b>	<b>8-4</b>	<b>.667</b>	<b>W-1</b>
Michigan State	16-8	.667	7-4	.636	W-1
Indiana	17-8	.720	7-5	.583	L-1
Illinois	17-8	.680	7-5	.583	W-4
Iowa	15-9	.625	6-5	.545	L-1
Michigan	13-12	.520	6-7	.462	L-4
Nebraska	13-11	.542	5-7	.417	L-2
Minnesota	16-9	.640	5-7	.417	W-3
Penn State	15-10	.600	3-9	.250	L-1
Rutgers	10-16	.385	2-11	.154	L-9
Northwestern	10-14	.417	1-10	.091	L-10

### Big Ten Schedule / Results *(all times ET)*

#### Tuesday, February 10

- Michigan State 68, Northwestern 44
- Wisconsin 65, Nebraska 55

#### Wednesday, February 11

- Ohio State 75, Penn State 55
- Maryland 68, Indiana 66

#### Thursday, February 12

- PURDUE 61, Rutgers 51
- Minnesota 64, Iowa 59
- Illinois 64, Michigan 52

OT

#### Saturday, February 14

- Ohio State at Michigan State 12:00 PM
- Maryland at Penn State 8:30 PM

#### Sunday, February 15

- Illinois at Wisconsin 1:00 PM
- Iowa at Northwestern 3:00 PM
- Nebraska at PURDUE 5:15 PM
- Minnesota at Indiana 7:30 PM

#### Tuesday, February 17

- Michigan State at Michigan 9:00 PM

#### Wednesday, February 18

- Wisconsin at Penn State 7:00 PM
- Northwestern at Minnesota 9:00 PM

#### Thursday, February 19

- PURDUE at Indiana 7:00 PM
- Nebraska at Maryland 7:00 PM
- Rutgers at Iowa 8:00 PM

#### Saturday, February 21

- Minnesota at Wisconsin 12:00 PM
- Penn State at Northwestern 3:00 PM

### Purdue Honors

- Big Ten Freshman of Week Vince Edwards (Nov. 17)
- Big Ten Freshman of Week Vince Edwards (Jan. 6)

## PURDUE PLAYERS VS. NEBRASKA

#	Player	GP	GS	Min	Avg	FG	FGA	Pct	3FG	FGA	Pct	FT	FTA	Pct	Off	Def	Tot	Avg	PF	FO	A	TO	Blk	Stl	Pts	Avg
20	A.J. Hammons	4	4	100	25.0	20	40	.500	0	0	.000	9	10	.900	8	11	19	4.8	7	0	4	5	16	0	49	12.3
1	Bryson Scott	2	0	34	17.0	4	14	.286	1	2	.500	4	7	.571	2	12	14	7.0	5	0	4	1	0	0	13	6.5
21	Kendall Stephens	2	1	33	16.5	3	7	.429	3	6	.500	4	4	1.000	0	1	1	0.5	4	0	1	3	0	0	13	6.5
35	Rapheal Davis	4	4	107	26.8	7	15	.467	0	2	.000	10	15	.667	7	18	25	6.3	5	0	6	5	2	1	24	6.0
5	Basil Smotherman	2	1	31	15.5	1	5	.200	0	0	.000	1	4	.250	2	7	9	4.5	2	0	1	0	0	0	3	1.5
30	Neal Beshears	3	0	4	1.3	0	0	.000	0	0	.000	0	0	.000	0	1	1	0.3	0	0	0	0	0	0	0	0.0
11	Stephen Toyra	1	0	5	5.0	0	3	.000	0	1	.000	0	0	.000	0	0	0	0.0	0	0	0	0	0	0	0	0.0

**P** ▶ **MACKEY ARENA HISTORY**

<b>First Game</b>	Dec. 2, 1967; [1] UCLA 73, Purdue 71
<b>Games   Sellouts</b>	705   351
<b>Overall Record</b>	570-135 (.809)
<b>Non-Conference Record</b>	263-36 (.880)
<b>Big Ten Record</b>	307-99 (.756)
<b>Total Attendance (Avg.)</b>	9,309,780 (13,205)
<b>Most Wins / Season</b>	16 (2011, 2008, 2007)

**Mackey Arena Yearly Records**

Year	Overall	Pct.	B10	Pct.	Attn.	Avg.
1967-68	11-2	.846	7-0	1.000	180,102	13,854
1968-69	11-0	1.000	7-0	1.000	155,298	14,118
1969-70	11-1	.917	6-1	.857	169,476	14,123
1970-71	9-4	.692	5-2	.714	175,240	13,480
1971-72	8-4	.667	3-4	.429	164,412	13,701
1972-73	10-2	.833	5-2	.714	154,788	12,899
1973-74	12-2	.857	7-0	1.000	174,244	12,446
1974-75	11-1	.917	8-1	.889	164,448	13,704
1975-76	8-5	.615	6-3	.667	169,390	13,030
1976-77	11-3	.786	8-1	.889	192,738	13,767
1977-78	11-1	.917	9-0	1.000	159,300	13,275
1978-79	15-2	.882	8-1	.889	231,795	13,635
1979-80	15-2	.882	8-1	.889	234,345	13,785
1980-81	12-3	.800	6-3	.667	197,910	13,194
1981-82	12-4	.750	6-3	.667	213,040	13,315
1982-83	13-1	.929	8-1	.889	188,608	13,472
1983-84	12-1	.923	8-1	.889	173,147	13,319
1984-85	12-4	.750	6-3	.667	202,784	12,674
1985-86	13-2	.867	7-2	.778	200,085	13,339
1986-87	12-1	.923	8-1	.889	183,599	14,123
1987-88	15-1	.938	9-0	1.000	218,384	13,649
1988-89	11-3	.786	6-3	.667	197,722	14,123
1989-90	12-1	.923	8-1	.889	180,843	13,911
1990-91	11-5	.688	6-3	.667	223,664	13,979
1991-92	13-5	.722	5-4	.556	242,370	13,465
1992-93	9-5	.643	4-5	.444	197,722	14,123
1993-94	13-1	.929	8-1	.889	197,722	14,123
1994-95	12-1	.923	8-1	.889	183,599	14,123
1995-96	13-1	.929	8-1	.889	197,162	14,083
1996-97	11-3	.786	7-2	.778	196,770	14,055
1997-98	13-1	.929	7-1	.875	197,722	14,123
1998-99	12-4	.750	4-4	.500	225,968	14,123
1999-00	12-2	.857	7-1	.875	194,152	13,868
2000-01	11-7	.611	4-4	.500	215,244	11,958
2001-02	11-4	.733	5-3	.625	178,020	11,868
2002-03	14-1	.933	7-1	.875	158,280	10,552
2003-04	9-5	.643	4-4	.500	163,814	11,701
2004-05	6-9	.400	3-5	.375	175,215	11,681
2005-06	9-5	.643	3-5	.375	149,618	10,687
2006-07	16-1	.941	7-1	.875	199,733	11,749
2007-08	16-1	.941	9-0	1.000	209,865	12,345
2008-09	15-3	.833	7-2	.778	256,744	13,708
2009-10	14-2	.875	7-2	.778	218,896	13,681
2010-11	16-0	1.000	9-0	1.000	222,659	13,916
2011-12	13-4	.765	5-4	.556	226,504	13,324
2012-13	12-7	.632	5-4	.556	225,286	11,857
2013-14	12-5	.706	4-5	.444	216,553	12,738
2014-15	11-3	.786	5-1	.833	154,830	11,059

**vs. Big Ten Opponents**

Opponent	GP	W	L	Pct.	Str.
Illinois	41	30	11	.732	W-4
Indiana	43	31	12	.721	W-2
Iowa	42	32	10	.762	W-7
Maryland	1	0	1	.000	L-1
Michigan	44	28	16	.636	W-1
Michigan State	42	28	14	.667	L-3
Minnesota	44	38	6	.864	W-8
Nebraska	3	3	0	1.000	W-3
Northwestern	43	38	5	.884	L-1
Ohio State	43	26	17	.605	W-1
Penn State	19	17	2	.895	W-7
Rutgers	2	1	1	.500	W-1
Wisconsin	41	37	4	.902	L-2

**■ Strong Inside The Arc**

- The Boilermakers are shooting 221-of-386 (.522) from inside the three-point line in Big Ten play, ranking 49th nationally in two-point percentage during conference play.
- In all games played, Purdue is 36th nationally in two-point field goal percentage (.521).

**■ Imagine If These Start Falling**

- Purdue had struggled mightily from long distance, but showed signs of coming to life against Minnesota. The Boilermakers made a season-high 11 three-pointers, its most since having 12 against Ohio State in the 2012 Big Ten Tournament (March 9, 2012).
- However, Purdue went just 3-of-15 from long distance against Rutgers and has made five or fewer three-pointers in 13 of its last 15 games.

**■ Notes From Charity**

- Over the last five games, Purdue is shooting 87-of-120 (.725) from the free throw line. During the same span, opponents are just 49-of-77 (.636), meaning Purdue has made more free throws (87) than opponents have attempted (77).
- In Big Ten road losses, Purdue is just 10-of-21 (.476) from the free throw line, while its opponents are 59-of-75 (.787) from the free throw line. Purdue has been outscored by an average of 16.3 PPG from the free throw line in its Big Ten road losses. Purdue has been whistled for 60 fouls in its Big Ten road losses, compared to 37 by its opponents (Wisconsin, Illinois, Minnesota).
- Purdue ranks 35th nationally in free throw attempts (578) and 48th nationally in free throws made (393).

**■ Paint Patrol**

- The Boilermakers are averaging 34.1 points per game in the paint (852 total points), accounting for 47.9 percent of their scoring while outscoring foes by 276 points (11.0 PPG).
- During Big Ten play only, Purdue has outscored its foes, 378-264, in the paint (31.5 to 22.0 points per game; 9.5 points per game).
- Purdue has outscored its opponent in the paint in every game but three (Kansas State, Notre Dame, Minnesota).

**■ Turnovers Also Limiting Growth**

- Since the start of the 2012-13 season, Purdue has had 80 more turnovers than opponents in 91 games (+0.88). From 2006-07 to 2011-12, Purdue turned it over 792 times less than its opponent (-3.79).
- Purdue ranks 210th nationally, and last in the Big Ten, in turnovers per game (13.1). From the 2006-07 to the 2011-12 seasons, Purdue ranked no lower than 90th nationally in turnovers per game. Including this year, Purdue has ranked 116th, 178th and 210th over the last three seasons.

**■ Cardiac Kids**

- Purdue has won four Big Ten games when trailing at halftime (11 to Minnesota; 8 vs. Michigan; 9 vs. Penn State; 1 vs. Northwestern).
- In Purdue's four Big Ten losses, Purdue was tied with Maryland, trailed by one to Wisconsin, trailed by two points at Illinois and led Minnesota by four.
- In Purdue's win over Iowa, the Boilermakers overcame an eight-point deficit (10-2) early in the contest.
- In fact, Purdue is 4-2 in Big Ten play when trailing at halftime, and 4-2 when leading at halftime.

**■ May I Assist You With That?**

- Purdue ranks 39th nationally in assist percentage (assists per field goals made) at 60.6 percent (378 assists, 624 FGM). Last year, Purdue assisted on just 51.0 percent of its made field goals to rank 184th nationally in that category.
- Purdue has seven players averaging at least 1.0 assists per game, and despite ranking fourth in the league in assists, has no players ranked in the top 15 (all games played) in assists.
- Purdue is averaging 15.1 assists per game to rank 38th in the country. Over the last three years, Purdue has ranked 118th, 110th and 138th in assist average. During the Painter era, Purdue has finished in the nation's top 50 in assists per game just once (2011; 20th).

**■ Freshmen Leading the Way**

- When **Vince Edwards** leads the team in scoring, Purdue is 5-0. When he leads the team in rebounding, the Boilermakers are 5-1.
- Purdue's freshman class has been nothing short of outstanding this year, averaging 24.1 points per game and accounting for 603 combined points.
- In a 32-game season, the group is on pace for 771 points, which would rank as the fifth-highest scoring freshman class in school history. The "Baby Boilers" of 2007-08 (Moore, Hummel, Johnson) is first at 1,267 points.

**■ Double Your Pleasure, Double Your Fun**

- In games that both **A.J. Hammons** and **Isaac Haas** reach double-figures, Purdue is 6-3.
- When **Rapheal Davis** and **A.J. Hammons** each reach double-figures, Purdue is 8-1 (loss to Gardner-Webb).
- In games that **A.J. Hammons** records a double-double, Purdue is 3-1 this year (loss to Minnesota).

**P** ▶ **INSIDE THE NUMBERS**

- Purdue has won 73 straight games when scoring 90 or more points.
- Purdue is 54-7 under Painter when scoring at least 80 points in a game.
- Purdue is 127-28 under Painter when scoring at least 70 points in a game.
- When Purdue holds opponents to 59 points or less, the Boilermakers are 101-4 under Painter.
- Purdue is 82-11 under Painter when shooting at least 48.0 percent.
- Purdue is 171-27 under Painter when shooting a higher field goal percentage than its opponent.
- Purdue is 168-30 under Painter when leading at halftime; 30-84 when trailing (4-5 this year; 4-2 in Big Ten play).
- Purdue is 147-23 under Painter when attempting more free throws than its opponent, including 14-0 this year.
- Purdue is 78-21 under Painter when at least four players score in double figures.
- Purdue is 84-8 under Coach Painter when winning both the rebound and turnover battles.
- Purdue is 5-7 on Saturdays and Mondays this year, but is 11-2 on every other day.
- Purdue is just 28-of-49 (.571) on and-one chances this season.
- In the first 11 games of the year, Purdue's freshman never scored less than 22 points; it has reached that twice (Penn State, Indiana) in Big Ten play.
- In seven games that Purdue has allowed a run of 10-0 or larger, the Boilermakers have lost six of those games (lone win was Penn State).
- In two of its nine losses (North Florida, Gardner-Webb), Purdue has given up a 13-point lead it obtained in the first 10 minutes of the contest.
- In the last 57 games, head coach **Matt Painter** has started 20 different starting lineups.
- In games that Purdue won the opening tip, Purdue is 12-3 this year. In games it has lost the opening tip, Purdue is 4-6.

**P ▶ PLAYER UPDATES****■ #0 - Jon Ochteus**

- Over the last four games, Ochteus is averaging 13.5 PPG and 6.5 RPG, while shooting 15-of-30 (.500) from the field and 4-of-6 from 3P range.
- Over the last two seasons (57 games), Ochteus is averaging 11.6 PPG, 4.8 RPG and 2.4 APG while boasting a 1.77 assist:turnover ratio (136:77).
- Started the year 1-of-6 from three-point range in the first nine games; in the last 16 games, is 12-of-26 (.462) from long distance.
- Has started 57 straight games, dating to the start of last year (all 32 last year at Colorado State; 24 this year).
- Leads the team in plus/minus at plus-148.

**■ #1 - Bryson Scott**

- Earned his first start of the season, and third of his career, in the win over Minnesota; in games he starts during his career, Purdue is 3-0.
- After scoring 11 points against Indiana, Scott has averaged 0.3 PPG and 0.7 RPG in his last three games (7.0 MPG); has zero assists vs. four turnovers.
- Has 46 points in 103 minutes over his last 11 appearances. His 11 points vs. Indiana were his first points in Big Ten play.
- Owns 14 double-figure scoring games in his career. Purdue is just 5-9 when he scores in double-figures.
- Has 26 assists against 22 turnovers this year (1.18 ratio) after having 44 assists vs. 46 turnovers last year; in his last 10 games, has a 0.55 ratio (6:11).

**■ #3 - P.J. Thompson**

- Saw his first action since the Indiana game (missed Northwestern, Ohio State) against Minnesota, playing 7 minutes with three points.
- Tied a career high with two steals in the win over Rutgers. Also grabbed a rebound.
- Owns a 2.08 assist:turnover ratio (27:13). Has just one turnover in his last four appearances (37 minutes; 1 vs. Minnesota).
- Shooting just 11-of-42 (.262) from three-point range; is just 5-of-23 (.217) in his last 13 games.

**■ #5 - Basil Smotherman**

- Has scored in six straight games, after scoring just one point in the previous six games.
- In the last six games, Smotherman is 14-of-22 (.636) from the field and averaging 5.2 PPG, 2.8 RPG and 1.0 APG in 16.5 MPG.
- During the first 10 games of the season, Smotherman went 7-of-22 (.318) from the field; over the last 15 games, he is 21-of-38 (.553) FGs.
- Owns a 2.33 assist:turnover ratio (21:9) after having a 1.24 (21:17) ratio a year ago; averaging one turnover every 33.1 minutes played.
- Shooting 61.6 percent (90-of-146) from inside the three-point line for his career; just 11.5 percent (3-of-26) behind it.

**■ #12 - Vince Edwards**

- One of two freshmen nationally (Texas' **Myles Turner**) to have at least 26 points, eight rebounds and three blocked shots in a game this year.
- Purdue is 6-2 when he scores 10 or more points in a contest (Illinois, Minnesota) and 5-0 when he leads the team in scoring.
- Averaging 7.2 PPG, 3.0 RPG and 3.0 APG over the last six games (23.5 MPG).
- Over the last 11 games, Edwards is just 8-of-29 (.276) from three-point range; in first 13 games, he was 14-of-34 (.412).
- Dished out just one assist against Rutgers, ending a streak of 12 straight games with two-plus assists and six straight games of three or more dimes.
- One of three freshmen in country to average 9.0 PPG, 4.5 RPG and 2.5 APG (Ohio State's **D'Angelo Russell**; Connecticut's **Daniel Hamilton**).
- On pace to become the second freshman in school history with 300 points, 150 rebounds and 75 assists (**Robbie Hummel** - 2008).

**■ #20 - A.J. Hammons**

- One of three players in school history (**Joe Barry Carroll**, **Jajuan Johnson**) with 900 points, 500 rebounds and 200 career blocked shots.
- Averaging 12.5 PPG, 6.5 RPG, 4.3 BPG, 2.3 APG and 1.2 SPG in 28.5 MPG while shooting 75.0 pct from the field and free throw line in last six games.
- Has had just five turnovers in the last seven games after having 46 in the first 18 games; owns a 2.25 assist/turnover ratio over the last six games.
- Surpassed 900 career points vs. Iowa; on pace (season average) to score 1,000th career point on March 1 vs. Ohio State.
- Has recorded 13 career double-doubles, 12 of which have come against Big Ten opposition.
- One of three active players with 900 career points, 500 career rebounds, 225 career blocks.
- Averages 12.0 PPG and 7.2 RPG in Big Ten play for his career (48 games); in non-conference action, averaging 9.4 PPG and 5.8 RPG (42 games).

**■ #21 - Kendall Stephens**

- Struggled with a partially-dislocated pinkie finger on non-shooting hand over the last seven games (9-of-40 FGs; 4.1 PPG).
- Prior to injury vs. Illinois, Stephens was 48-of-112 (.429) from three-point range. Since injury, he is 7-of-30 (.233) from long distance.
- Stephens has made at least three trifectas in 19 of his 56 career games. He has made at least one three-pointer in 50-of-57 career games.
- Became the 21st player in school history with 100 career three-pointers, now with 119; needs 1 three-pointer to move into 15th on career 3PM list.
- Hit a game-tying, stepback three-pointer off his own offensive rebound to send game into overtime against Penn State.

**■ #31 - Dakota Mathias**

- Starting to show glimpses of his potential, averaging 4.1 PPG, 2.3 RPG and 1.8 APG over the last eight games.
- Scored seven points against Indiana, then added a pair of big three-pointers in the win over Ohio State.
- Has moved into a tie for 10th on the Purdue freshman single-season three-pointers made list (22).
- Owns a 2.13 (34:16) assist/turnover ratio, on pace for the best single-season assist/turnover ratio by a Purdue freshman in school history.
- Coach Painter calls him the best passer he has ever coached.

**■ #35 - Rapheal Davis**

- Has become one of the top defenders in the Big Ten and his offensive game has joined in the last six games; potential All-Big Ten player.
- Over the last six games, is averaging 15.3 PPG, 5.3 RPG and 2.0 APG. However, he has 15 turnovers in his last six games.
- Has played at least 31 minutes in each of the last 11 games, and has missed just 24 minutes of action over the last seven contests (256-of-280).
- Has three games this year where he has made at least 10 free throws (14 vs. Missouri, 10 vs. BYU, 10 vs. Minnesota); has shot 41 FTs last six games.
- In Big Ten home games, Davis is averaging 16.7 PPG, 4.5 RPG and 2.8 APG while shooting 54.7 percent from the field and 77.6 percent from FT line.

**■ #44 - Isaac Haas**

- One of two players nationally (all classes) with 100-plus FTAs in under 20.0 MPG (Kentucky's Dakari Johnson).
- His 109 free throw attempts are the eighth most by a freshman in school history; on pace for 145, which would rank second on the chart.
- During the last three games, is 1-of-7 from the field and has five turnovers in 15 minutes of game action.
- Shooting 59.5 percent from the field (75-of-126), a number that ranks 15th on the Purdue season field goal percentage list, and leads the Big Ten.
- Has had 18 turnovers and 26 personal fouls in 143 minutes action during Big Ten play (5.0 turnovers and 7.3 fouls / 40 minutes).
- Just three double-figure scoring games (Wisconsin, Iowa, Northwestern) in Big Ten play; 10 double-figure scoring efforts in his first 13 games.

**P ▶ CAREER LEADERS**

POINTS	GP	Pts.
A.J. Hammons	90	970
Jon Ochteus	92	829
Rapheal Davis	91	658
Kendall Stephens	57	493
Bryson Scott	52	283
Vince Edwards	25	234
Basil Smotherman	57	223
Isaac Haas	25	207

REBOUNDS	GP	Rebs.
A.J. Hammons	90	592
Jon Ochteus	92	365
Rapheal Davis	91	347
Basil Smotherman	57	165
Vince Edwards	25	121
Kendall Stephens	57	120
Bryson Scott	52	115

ASSISTS	GP	Assts.
Jon Ochteus	92	181
Rapheal Davis	91	133
Bryson Scott	52	70
Kendall Stephens	57	69
Vince Edwards	25	66
A.J. Hammons	90	61

STEALS	GP	Stls.
Jon Ochteus	92	71
Rapheal Davis	91	55
Bryson Scott	52	45
A.J. Hammons	90	38
Kendall Stephens	57	27
Basil Smotherman	57	26

BLOCKED SHOTS	GP	Blks.
A.J. Hammons	90	238
Isaac Haas	25	21
Rapheal Davis	91	21
Kendall Stephens	57	20
Jon Ochteus	92	13

TURNOVERS	GP	TOs
A.J. Hammons	90	184
Jon Ochteus	92	114
Rapheal Davis	91	112
Bryson Scott	52	68
Kendall Stephens	57	56

MINUTES PLAYED	GP	Mins.
Jon Ochteus	92	2,465
A.J. Hammons	90	2,151
Rapheal Davis	91	1,985
Kendall Stephens	57	1,230

GAMES PLAYED / STARTED	GP	GS
Jon Ochteus	92	58
Rapheal Davis	91	57
A.J. Hammons	90	66
Kendall Stephens	57	32
Basil Smotherman	57	17
Bryson Scott	52	3
Neal Beshears	27	0
Vince Edwards	25	23
Isaac Haas	25	11
Dakota Mathias	25	8
Stephen Toyra	24	0
P.J. Thompson	23	1
Jon McKeeman	11	0
Jacqui Taylor	6	0

**OTHER LEADERS**

Field Goals Made:	A.J. Hammons	365
Field Goal Attempts:	A.J. Hammons	716
Three-Pointers Made:	Kendall Stephens	119
Three-Point Attempts:	Kendall Stephens	315
Free Throws Made:	Jon Ochteus	266
Free Throw Attempts:	Jon Ochteus	353

► HEAD COACH MATT PAINTER	
<b>Born</b>	Aug. 27, 1970
<b>Hometown</b>	Muncie, Indiana
<b>High School</b>	Delta High School
<b>Degree</b>	Purdue (1993)
<b>Master's</b>	Eastern Illinois (1998)
<b>FAMILY</b>	
<b>Daughter</b>	Maggie
<b>Daughter</b>	Emma
<b>Son</b>	Brayden
<b>Coaching Experience</b>	
<b>Years</b>	<b>School, Position</b>
1994	Wash. & Jefferson, asst. coach
1995	Barton College, asst. coach
1996-98	Eastern Illinois, asst. coach
1999-03	Southern Illinois, asst. coach
2004	Southern Illinois, head coach
2005	Purdue, assoc. head coach
2006-pres.	Purdue, head coach
<b>Playing Experience</b>	
<b>Years</b>	
1990-93	Purdue
-- <i>Honorable mention All-Big Ten, 1993</i>	
<b>Coaching Honors</b>	
2004	Missouri Valley Coach of the Year
2004	District V Coach of the Year (USBWA)
2008	Big Ten Coach of the Year
2008	District 10 Coach of the Year (NABC)
2008	Naismith Coach of the Year Finalist
2008	Jim Phelan Coach of the Year Finalist
2008	Skip Prosser Man of the Year Finalist
2008	Henry Iba Award Nominee
2009	Henry Iba Award Nominee
2010	Big Ten Coach of the Year
2010	District V Coach of the Year (USBWA)
2010	District 7 Coach of the Year (NABC)
2010	Jim Phelan Coach of the Year Finalist
2011	Big Ten Coach of the Year
2011	District V Coach of the Year (USBWA)
2011	District 7 Coach of the Year (NABC)
2011	Jim Phelan Coach of the Year Finalist
<b>Coaching Tree</b>	
<b>Travis Carroll</b>	
• Assistant Coach at Indianapolis University	
<b>Tarrance Crump</b>	
• Assistant Director of Operations at Univ. of California	
<b>Paul Lusk</b>	
• Head coach at Missouri State University	
<b>Cuonzo Martin</b>	
• Head coach at University of California	
<b>Rick Ray</b>	
• Head coach at Mississippi State University	
<b>Micah Shrewsbury</b>	
• Assistant Coach with the Boston Celtics	

■ Head Coach Matt Painter	
► <b>Record at Purdue:</b>	207-121 (.631) / 10th year
► <b>Career Record:</b>	232-126 (.648) / 11th year
► <b>Big Ten Record:</b>	97-73 (.571)
• With a pair of Sweet 16 appearances, six NCAA Tournament berths, Big Ten regular-season and tournament titles and an international gold medal on his résumé, 10th-year head coach Matt Painter is widely regarded as one of the brightest minds in all of college basketball.	
• Painter affirmed his long-term commitment to Purdue in March of 2011, agreeing to a new eight-year contract that will keep him in West Lafayette through at least the 2018-19 season.	
• Painter has averaged over 21 wins per season during his tenure at the helm of the Purdue program, including at least 20 victories in six of those seasons.	
• Painter's tenure has seen Purdue basketball restore its status among the upper echelon of college basketball programs. The last eight years have seen six 20-win seasons and NCAA Tournament berths, two Sweet 16 appearances, a regular-season Big Ten title and a Big Ten Tournament crown.	
• The three winningest classes in program history are the classes of 2011, 2012 and 2010, respectively, and five of the 10 winningest individual players Purdue has ever seen have come from the Painter ranks. Success, however, didn't happen overnight.	
• Painter officially became the 18th head men's basketball coach in Purdue history on April 1, 2005, and immediately set about laying the groundwork for a dramatic reversal in the program's fortunes.	
• The Boilermakers were at their best during the 2009 postseason run, rattling off double-digit victories over Penn State and Illinois to reach the Big Ten Tournament final, where they dispatched Ohio State, 65-61, to earn the first conference tournament crown in program history.	
• Painter has also resurrected Mackey Arena as one of the country's best home-court advantages, piling up a 123-28 (.815) record at home over the last nine seasons, including a remarkable 67-5 (.931) record against non-conference opponents.	
• Painter has been named Big Ten Coach of the Year three times in the last six seasons, earning the consensus award in 2008 and 2011, and winning the coaches' vote in 2010. He is one of only six men to win the award more at least three times since its inception in 1974.	
• Painter has seen a total of 21 players earn a combined 38 Academic All-Big Ten honors during his tenure as head coach. Painter has also mentored an Academic All-American, as Moore earned second-team honors during the 2009-10 season.	
• In addition, the program has received the NCAA Public Recognition Award for posting a multi-year academic progress rate among the top 10 percent. Purdue has had an APR of at least 985 in each of the last three years, one of two schools in the Big Ten that can stake that claim (Michigan).	

► BIG TEN AND NCAA STATISTICAL CHAMPIONS UNDER PAINTER	
<b>2005-06</b>	
• Bryant Dillon – Big Ten three-point field goal percentage, conference games only (.500)	
<b>2006-07</b>	
• Chris Lutz – Big Ten three-point field goal percentage, all games (.472)	
<b>2007-08</b>	
• Big Ten three-point field goal percentage, all games (.373)	
• Big Ten three-point field goal percentage, conference games only (.396)	
• Big Ten three-point field goals per game, conference games only (8.39)	
• Big Ten turnover margin, all games (+4.62)	
• Big Ten turnover margin, conference games only (+5.11)	
• Big Ten steals per game, conference games only (8.39)	
• Robbie Hummel – Big Ten three-point field goal percentage, conference games only (.476)	
• Chris Kramer – Big Ten steals per game, all games (2.27)	
• Chris Kramer – Big Ten steals per game, conference games only (2.56)	
<b>2008-09</b>	
• Big Ten scoring margin, all games (+9.3)	
• Big Ten field goal percentage defense, all games (.391)	
• JaJuan Johnson – Big Ten blocks per game, all games (2.11)	
• JaJuan Johnson – Big Ten blocks per game, conference games only (2.28)	
• Chris Kramer – Big Ten steals per game, all games (2.14)	
• Chris Kramer – Big Ten steals per game, conference games only (2.06)	
<b>2009-10</b>	
• Big Ten field goal percentage defense, all games (.399)	
• Big Ten turnover margin, all games (+4.80)	
• Robbie Hummel – Big Ten free throw percentage, all games (.902)	
• JaJuan Johnson – Big Ten blocks per game, conference games only (2.00)	
<b>2010-11</b>	
• JaJuan Johnson – Big Ten scoring, all games (20.5)	
• JaJuan Johnson – Big Ten scoring, conference games only (20.7)	
• JaJuan Johnson – Big Ten blocks per game, all games (2.32)	
• JaJuan Johnson – Big Ten blocks per game, conference games only (2.50)	
<b>2011-12</b>	
• NCAA turnovers per game (8.7)	
• Big Ten turnover margin, all games (+3.83)	
• Big Ten turnover margin, conference games only (+3.39)	
• Big Ten assist-to-turnover ratio, all games (1.5)	
• Big Ten assist-to-turnover ratio, conference games only (1.6)	
• Lewis Jackson – Big Ten assist-to-turnover ratio, conference games only (2.8)	
<b>2013-14</b>	
• Big Ten blocked shots, all games (5.3)	
• Big Ten offensive rebounds per game, all games (13.9)	
• Big Ten offensive rebounds per game, conference games only (13.6)	
• Big Ten defensive rebounds per game, conference games only (25.6)	
• Big Ten defensive rebound percentage, conference games only (.735)	
• A.J. Hammons – Big Ten blocked shots, all games (3.1)	
• A.J. Hammons – Big Ten blocked shots, conference games only (2.6)	



## PAINTER VS. ALL OPPONENTS

Opponent	SIU	Purdue	Overall
Alabama	0-1	2-1	2-2
Alcorn State	0-0	1-0	1-0
Arkansas State	0-0	1-0	1-0
Arkansas-Pine Bluff	0-0	1-0	1-0
Austin Peay	0-0	1-0	1-0
Ball State	0-0	4-0	4-0
Baylor	0-0	1-0	1-0
Bethune-Cookman	0-0	1-0	1-0
Boston College	0-0	2-0	2-0
Bradley	2-0	0-0	2-0
Bucknell	0-0	0-1	0-1
Buffalo	0-0	1-0	1-0
Butler	0-0	0-3	0-3
BYU	0-0	1-0	1-0
Cal State-Northridge	0-0	1-0	1-0
Central Connecticut State	0-0	1-0	1-0
Central Michigan	0-0	1-0	1-0
Charlotte	0-1	0-0	0-1
Chicago State	0-0	1-0	1-0
Clemson	0-0	1-1	1-1
Connecticut	0-0	0-1	0-1
Coppin State	0-0	2-0	2-0
Creighton	2-0	0-0	2-0
Davidson	0-0	1-0	1-0
Delaware State	0-0	1-0	1-0
DePaul	0-0	1-0	1-0
Detroit	0-0	1-0	1-0
Drake	2-0	0-0	2-0
Duke	0-0	0-2	0-2
Eastern Illinois	0-0	1-0	1-0
Eastern Michigan	0-0	3-1	3-1
Evansville	3-0	0-1	3-1
Florida	0-0	0-1	0-1
Florida International	0-0	1-0	1-0
Florida State	0-0	0-1	0-1
Gardner-Webb	0-0	0-1	0-1
Georgia Tech	0-0	0-1	0-1
Grambling	0-0	1-0	1-0
Hawaii	1-0	0-0	1-0
High Point	0-0	1-0	1-0
Hofstra	0-0	1-0	1-0
Howard	0-0	1-0	1-0
Illinois	0-0	12-6	12-6
Illinois State	2-0	1-0	3-0
Indiana	0-0	8-8	8-8
Indiana State	2-0	3-1	5-1
IPFW	0-0	5-0	5-0
Iona	0-0	1-0	1-0
Iowa	0-0	12-5	12-5
Iowa State	0-0	0-1	0-1
IUPUI	0-0	1-0	1-0
Jacksonville State	1-0	0-0	1-0
Kansas	0-0	0-1	0-1
Kansas State	0-0	0-1	0-1
Lamar	0-0	1-0	1-0
Lipscomb	0-0	1-0	1-0
Louisville	0-0	1-0	1-0
Loyola, Chicago	0-0	3-1	3-1
Maryland	0-0	0-1	0-1
Maryland-Eastern Shore	0-0	1-0	1-0
Memphis	0-0	0-1	0-1
Miami	0-0	1-0	1-0
Michigan	0-0	9-8	9-8
Michigan State	0-0	6-11	6-11
Milwaukee	1-0	0-0	1-0
Minnesota	0-0	11-6	11-6
Missouri	0-0	2-1	2-1
Missouri State	2-1	1-0	3-1
Montana	1-0	0-0	1-0
Murray State	0-1	0-0	0-1
Nebraska	0-0	4-2	4-2
New Orleans	0-0	1-0	1-0



## YEAR-BY-YEAR COACHING RECORD

Year	School	Overall	Pct.	Conf.	Pct.	Postseason
2003-04	Southern Illinois	25-5	.833	17-1	.944	NCAA (0-1)
2005-06	Purdue	9-19	.321	3-13	.188	
2006-07	Purdue	22-12	.647	9-7	.563	NCAA (1-1)
2007-08	Purdue	25-9	.735	15-3	.833	NCAA (1-1)
2008-09	Purdue	27-10	.730	11-7	.611	NCAA (2-1)
2009-10	Purdue	29-6	.829	14-4	.778	NCAA (2-1)
2010-11	Purdue	26-8	.765	14-4	.778	NCAA (1-1)
2011-12	Purdue	22-13	.629	10-8	.556	NCAA (1-1)
2012-13	Purdue	16-18	.471	8-10	.444	CBI (1-1)
2013-14	Purdue	15-17	.469	5-13	.278	
2014-15	Purdue	16-9	.640	8-4	.667	
<b>Southern Illinois (1)</b>		<b>25-5</b>	<b>.833</b>	<b>17-1</b>	<b>.944</b>	<b>1 NCAA (0-1)</b>
<b>Purdue (10th)</b>		<b>207-121</b>	<b>.631</b>	<b>97-73</b>	<b>.571</b>	<b>6 NCAA (8-6)</b>
<b>Career (11th)</b>		<b>232-126</b>	<b>.648</b>	<b>114-74</b>	<b>.606</b>	<b>7 NCAA (8-7)</b>
<b>Postseason Record</b>		<b>16-17</b>	<b>.485</b>			
<b>MVC Tournament</b>		<b>1-1</b>	<b>.500</b>			
<b>Big Ten Tournament</b>		<b>6-8</b>	<b>.429</b>			
<b>NCAA Tournament</b>		<b>8-7</b>	<b>.533</b>			
<b>CBI Invitational</b>		<b>1-1</b>	<b>.500</b>			

## Milestone Victories

Win	Score	Opponent	Date
1	67-62	Wyoming	11-22-03
26	82-75	Wofford (First at Purdue)	11-19-05
<b>-- FIRST WIN AT PURDUE</b>			
50	62-38	Michigan State	2-7-07
100	49-45	Iowa	2-14-09
106	65-61	Ohio State	3-15-09
<b>-- 2009 BIG TEN TOURNAMENT CHAMPIONSHIP</b>			
150	82-69	Northwestern	12-31-10
200	89-73	Minnesota	3-9-13
225	72-68	Minnesota	12-31-14
<b>-- 200TH WIN AT PURDUE</b>			

## NBA Draft Picks Under Painter

2007	Carl Landry, 31st to Seattle
2011	Jajuan Johnson, 27th to Boston via New Jersey
2011	E'Twaun Moore, 55th overall to Boston
2012	Robbie Hummel, 58th to Minnesota

## All-Americans Under Painter

2010	Robbie Hummel, 2nd (NABC) / HM (AP)
2010	E'Twaun Moore, HM (AP)
2011	Jajuan Johnson, consensus
2011	E'Twaun Moore, 3rd (NABC) / HM (AP)
2012	Robbie Hummel, HM (AP)

## Painter's Home Record at Purdue

Year	Non-Conf.	Big Ten	Overall
2005-06	6-0	3-5	9-5
2006-07	9-0	7-1	16-1
2007-08	7-1	9-0	16-1
2008-09	8-1	7-2	15-3
2009-10	7-0	7-2	14-2
2010-11	7-0	9-0	16-0
2011-12	8-0	5-4	13-4
2012-13	7-3	5-4	12-7
2013-14	8-0	4-5	12-5
2014-15	6-2	5-1	11-3
<b>TOTALS</b>	<b>73-7</b>	<b>61-24</b>	<b>134-31</b>
	<b>(.913)</b>	<b>(.718)</b>	<b>(.812)</b>



## PAINTER AMONG BIG TEN / PURDUE ELITE

## Big Ten Coach of the Year Honors

7	Gene Keady	Purdue
5	Bobby Knight	Indiana
3	<b>Matt Painter</b>	<b>Purdue</b>
3	Tom Izzo	Michigan State
3	Bo Ryan	Wisconsin
3	Thad Matta	Ohio State

## Wins Over AP Top 25 Teams (28)

Date	Opponent	Site	Result
2-11-06	[22] Michigan	Home	W, 84-70
11-29-06	[25] Virginia	Home	W, 61-59
2-15-07	[24] Indiana	Home	W, 81-68
12-15-07	[22] Louisville	N1	W, 76-59
1-26-08	[11] Wisconsin	Home	W, 60-56
2-9-08	[8] Wisconsin	Away	W, 72-67
2-12-08	[10] Michigan State	Home	W, 60-54
12-20-08	[22] Davidson	N1	W, 76-58
1-22-09	[21] Minnesota	Away	W, 70-62
2-17-09	[6] Michigan State	Home	W, 72-54
3-21-09	[15] Washington	N2#	W, 76-74
11-23-09	[9] Tennessee	N3	W, 73-72
1-1-10	[6] West Virginia	Home	W, 77-62
1-28-10	[16] Wisconsin	Home	W, 60-57
2-9-10	[10] Michigan State	Away	W, 76-64
2-17-10	[9] Ohio State	Away	W, 60-57
3-21-10	[23] Texas A&M	N4#	W, 63-61 •
1-22-11	[17] Michigan State	Home	W, 86-76
1-29-11	[16] Minnesota	Home	W, 73-61
2-16-11	[10] Wisconsin	Home	W, 70-62
2-20-11	[2] Ohio State	Home	W, 76-63
2-25-12	[11] Michigan	Away	W, 75-61
3-16-12	[24] Saint Mary's	N5#	W, 72-69
1-2-13	[11] Illinois	Home	W, 68-61
3-3-13	[17] Wisconsin	Away	W, 69-56
1-24-15	[25] Iowa	Home	W, 67-63
1-28-15	[22] Indiana	Home	W, 83-67
2-4-15	[20] Ohio State	Home	W, 60-58

## # - NCAA Tournament

N1 - Indianapolis, Ind.

N2 - Portland, Ore.

N3 - St. Thomas, US Virgin Islands

N4 - Spokane, Wash.

N5 - Omaha, Neb.

## Most Victories at Purdue

Coach	Yrs.	Gms.	W	L
Gene Keady	25	782	512	270
Ward Lambert	29	523	371	152
<b>Matt Painter</b>	<b>10th</b>	<b>328</b>	<b>207</b>	<b>121</b>

## Most Games Coached at Purdue

Coach	Yrs.	Gms.	W	L
Gene Keady	25	782	512	270
Ward Lambert	29	523	371	152
Ray Eddy	15	340	176	164
<b>Matt Painter</b>	<b>10th</b>	<b>328</b>	<b>207</b>	<b>121</b>

2014-15 Results / Leaders

Overall Record: 16-9			Home: 11-3		Away: 3-4		Neutral: 2-2			
Big Ten Record: 8-4			Home: 5-1		Away: 3-3					
Date		Opponent	W/L	Score	High Scorer	High Rebounds	High Assists	High Steals	High Blocks	Attend.
Nov. 14		Samford	W	80-40	Davis, Edwards (13)	Edwards, Haas (8)	Four Players (3)	Thompson (2)	Hammons (4)	10,430
Nov. 16		IUPUI	W	77-57	Edwards (26)	Edwards (8)	Mathias, Octeus (4)	Scott, Stephens (2)	Hammons (4)	11,466
Nov. 20		Grambling	W	82-30	Haas (17)	Hammons (7)	Smotherman (5)	Scott (3)	Hammons (2)	10,021
Nov. 24	#	vs. Kansas State	L	79-88	Stephens (21)	Haas (6)	Octeus (6)	Octeus (2)	Edwards, Stephens (2)	2,400
Nov. 25	#	vs. Missouri	W	82-61	Davis (22)	Haas (8)	Octeus (4)	Davis (2)	Hammons (3)	2,400
Nov. 26	#	vs. BYU	W	87-85 •	Edwards (25)	Edwards (9)	Octeus (3)	Davis (2)	Hammons (4)	2,400
Dec. 2	\$	North Carolina State	W	66-61	Edwards (16)	Edwards (9)	Davis (6)	Davis (2)	Hammons (2)	12,023
Dec. 6		North Florida	L	70-73	Hammons (16)	Octeus (10)	Scott, Stephens (4)	Scott, Stephens (2)	Hammons (5)	11,038
Dec. 8		IPFW	W	63-43	Stephens, Hammons (13)	Hammons (12)	Edwards (4)	Octeus (2)	Hammons (5)	10,007
Dec. 10		Arkansas State	W	87-46	Stephens (18)	Three Players (5)	Edwards (5)	Mathias (2)	Stephens (3)	9,964
Dec. 13		at Vanderbilt	L	71-81	Davis (15)	Haas (7)	Scott (2)	Davis (3)	Hammons (3)	9,565
Dec. 20	%	vs. [21] Notre Dame	L	63-94	Three Players (11)	Edwards (7)	Davis (4)	Three Players (1)	Hammons (2)	14,753
Dec. 22		Gardner-Webb	L	84-89	Three Players (13)	Davis (12)	Edwards (4)	Three Players (2)	Hammons (3)	8,835
Dec. 31	*	Minnesota	W	72-68	Stephens (19)	Hammons (9)	Three Players (4)	Three Players (1)	Three Players (1)	10,018
Jan. 3	*	Michigan	W	64-51	Edwards (16)	Hammons (12)	Davis (6)	Three Players (2)	Hammons (2)	11,271
Jan. 7	*	at [4] Wisconsin	L	55-62	Octeus (15)	Octeus (8)	Edwards (4)	Three Players (1)	---	17,279
Jan. 10	*	[11] Maryland	L	60-69	Stephens (14)	Haas, Stephens (7)	Three Players (3)	Octeus, Stephens (2)	Haas (2)	10,756
Jan. 17	*	at Penn State	W	84-77 •	Stephens (22)	Hammons (12)	Octeus (7)	Octeus (4)	Hammons (3)	8,979
Jan. 21	*	at Illinois	L	57-66	Davis, Octeus (14)	Hammons (7)	Edwards (6)	Octeus (2)	Hammons (4)	12,965
Jan. 24	*	[25] Iowa	W	67-63	Davis (24)	Smotherman (6)	Edwards, Stephens (4)	Three Players (1)	Haas (4)	12,068
Jan. 28	*	[22] Indiana	W	83-67	Davis (19)	Scott (6)	Edwards, Octeus (3)	Edwards, Smotherman (2)	Hammons (8)	14,846
Jan. 31	*	at Northwestern	W	68-60	Hammons (16)	Hammons (9)	Davis, Edwards (4)	Octeus (3)	Hammons (1)	8,117
Feb. 4	*	[20] Ohio State	W	60-58	Davis (20)	Hammons, Octeus (7)	Edwards (3)	Hammons, Mathias (2)	Hammons (7)	12,087
Feb. 8	*	at Minnesota	L	58-62	Octeus (17)	Hammons (10)	Mathias (4)	Three Players (1)	Hammons (5)	13,041
Feb. 12	*	at Rutgers	W	61-51	Hammons (17)	Hammons (7)	Davis, Hammons (2)	Hammons (3)	Hammons (4)	5,805
Feb. 15	*	Nebraska								
Feb. 19	*	at Indiana								
Feb. 26	*	Rutgers								
March 1	*	at Ohio State								
March 4	*	at Michigan State								
March 7	*	Illinois								
March 11-15	^	Big Ten Tournament								
#	Denotes EA Sports Maui Invitational (Lahaina, Hawai'i)									
\$	Denotes ACC / Big Ten Challenge									
%	Denotes Crossroads Classic (Indianapolis, Ind.)									
*	Denotes Big Ten Conference game									
^	Denotes Big Ten Conference Tournament (Indianapolis, Ind.)									

P
ATTENDANCE TOTALS

Overall					Big Ten				
Site	Games	Totals	Avg.	High	Site	Games	Totals	Avg.	High
Home	14	154,830	11,059	14,846 vs. Indiana (1-28-15)	Home	6	71,046	11,841	14,846 vs. Indiana (1-28-15)
Away	7	75,751	10,821	17,279 at Wisconsin (1-7-15)	Away	6	66,156	11,026	17,279 at Wisconsin (1-7-15)
Neutral	4	21,953	5,488	14,753 vs. Notre Dame (12-20-14)					
<b>Totals</b>	<b>25</b>	<b>250,504</b>	<b>10,020</b>	<b>17,279 at Wisconsin (1-7-15)</b>	<b>Totals</b>	<b>12</b>	<b>137,112</b>	<b>11,426</b>	<b>17,279 at Wisconsin (1-7-15)</b>

P
MARGINS OF VICTORY

	1	2	3	4	5	6	7	8	9	10	11	12	13	14	15	16	17	18	19	20	21	22	23	24	25+
Purdue		2		2	1		1	1		1			1			1				2	1				3
Opponents			1	1	1		1		3	1															1

P
LARGEST LEADS / DEFICITS

When Leading					When Trailing				
Largest Margin of Victory					Largest Margin of Defeat				
Largest Overall Lead					Largest Overall Deficit				
Largest Halftime Lead					Largest Halftime Deficit				
Largest Lead in a Loss					Largest Deficit Overcome in a Win				
Largest Halftime Lead in a Loss					Largest Halftime Deficit in a Win				
Largest Purdue Run					Largest Opponent Run				

## 2014-15 Game-by-Game Comparison

Team	W/L	FG-FGA	Pct.	3P-3PA	Pct.	FT-FTA	Pct.	O-D	Reb.	PF	A	TO	B	S	1st	2nd	OT	Pts.	PPP
Purdue	W	26-47	.553	9-21	.429	19-31	.613	8-37	45	16	21	16	9	6	43	37		80	1.15
Samford		15-66	.227	3-20	.150	7-11	.636	13-21	34	24	9	12	2	8	16	24		40	0.57
Purdue	W	25-50	.500	8-17	.471	19-31	.613	10-20	30	18	14	15	8	9	48	29		77	1.10
IUPUI		19-46	.413	6-16	.375	13-17	.765	9-18	27	32	10	21	0	7	38	19		57	0.86
Purdue	W	31-63	.492	9-25	.360	11-17	.647	15-26	41	16	24	13	3	11	37	45		82	1.19
Grambling		11-41	.268	4-15	.267	4-12	.333	6-21	27	19	4	27	0	1	15	15		30	0.44
Purdue	L	28-51	.549	9-22	.409	14-20	.700	7-20	27	20	19	13	5	3	24	55		79	1.19
Kansas State		32-60	.533	7-18	.389	17-28	.607	13-20	33	18	18	9	2	9	39	49		88	1.27
Purdue	W	22-47	.468	5-14	.357	33-43	.767	15-26	41	20	12	16	8	6	45	37		82	1.20
Missouri		19-55	.345	7-20	.350	16-20	.800	11-17	28	29	9	15	3	7	20	41		61	0.89
Purdue	W	27-59	.458	5-17	.294	28-36	.778	12-26	38	23	14	17	8	6	40	41	6	87	1.10
BYU		27-62	.435	7-21	.333	24-32	.750	11-22	33	30	14	11	7	9	35	46	4	85	1.07
Purdue	W	22-56	.393	7-20	.350	15-22	.682	16-21	37	17	16	10	2	3	36	30		66	1.09
North Carolina State		22-49	.449	5-11	.455	12-19	.632	9-22	31	19	11	9	3	4	34	27		61	1.05
Purdue	L	29-74	.392	4-19	.211	8-16	.500	24-26	50	22	18	14	6	8	36	34		70	0.99
North Florida		25-59	.424	10-22	.455	13-25	.520	15-24	39	16	15	15	4	7	28	45		73	1.05
Purdue	W	25-58	.431	5-17	.294	8-11	.727	12-30	42	16	18	13	10	6	35	28		63	0.99
IPFW		16-56	.286	4-15	.267	7-15	.467	12-24	36	14	12	14	1	6	19	24		43	0.67
Purdue	W	30-59	.508	9-23	.391	18-28	.643	13-28	41	12	21	10	8	5	52	35		87	1.28
Arkansas State		17-57	.298	2-14	.143	10-14	.714	13-18	31	22	11	17	2	5	18	28		46	0.69
Purdue	L	26-55	.473	3-11	.273	16-23	.696	13-16	29	23	7	12	5	5	32	39		71	1.12
Vanderbilt		28-48	.583	9-14	.643	16-23	.696	7-18	25	21	17	14	4	4	43	38		81	1.25
Purdue	L	24-61	.393	4-14	.286	11-15	.733	5-26	31	24	14	12	4	3	39	24		63	0.85
[21] Notre Dame		33-64	.516	8-17	.471	20-28	.714	8-31	39	18	18	7	4	5	46	48		94	1.26
Purdue	L	32-68	.471	4-15	.267	16-21	.762	18-23	41	20	14	12	4	9	38	46		84	1.19
Gardner-Webb		31-56	.554	14-25	.560	13-23	.565	8-19	27	17	21	13	3	5	38	51		89	1.26
Purdue	W	23-52	.442	4-11	.364	22-27	.815	11-21	32	17	20	12	3	3	25	47		72	1.12
Minnesota		23-53	.434	8-16	.500	14-20	.700	11-20	31	22	15	13	3	6	36	32		68	1.07
Purdue	W	21-46	.457	3-13	.231	17-29	.586	11-33	44	18	12	14	3	7	25	39		64	1.05
Michigan		15-47	.319	8-20	.400	13-20	.650	4-18	22	20	9	11	2	6	33	18		51	0.82
Purdue	L	25-49	.510	2-5	.400	3-7	.429	7-19	26	24	10	12	0	3	27	28		55	0.97
[4] Wisconsin		17-39	.436	3-14	.214	25-31	.806	4-17	21	12	6	8	4	6	28	34		62	1.11
Purdue	L	21-57	.368	5-20	.250	13-20	.650	15-23	38	25	13	16	4	5	26	34		60	0.90
[11] Maryland		18-48	.375	6-20	.300	27-31	.871	8-23	31	22	8	10	5	10	26	43		69	1.09
Purdue	W	28-58	.483	10-25	.400	18-29	.621	14-21	35	20	18	16	5	8	25	42	17	84	1.16
Penn State		26-56	.464	8-18	.444	17-21	.810	12-19	31	25	9	17	3	7	34	33	10	77	1.10
Purdue	L	24-60	.400	5-21	.238	4-9	.444	12-23	35	18	12	10	5	4	30	27		57	0.92
Illinois		21-60	.350	3-10	.300	21-24	.875	16-27	43	12	13	9	5	8	32	34		66	1.05
Purdue	W	25-53	.472	4-20	.200	13-23	.565	9-22	31	17	19	6	8	3	34	33		67	1.12
[25] Iowa		21-64	.328	4-17	.235	17-26	.654	24-22	46	20	10	8	2	3	24	39		63	1.07
Purdue	W	27-46	.587	4-14	.286	25-33	.758	8-23	31	20	13	13	10	6	38	45		83	1.28
[22] Indiana		25-66	.379	4-19	.211	13-18	.722	19-15	34	26	8	11	2	9	27	40		67	1.02
Purdue	W	21-45	.467	2-9	.222	24-32	.750	8-25	33	12	16	8	1	5	28	40		68	1.16
Northwestern		23-55	.418	6-15	.400	8-11	.727	9-19	28	23	9	8	4	5	29	31		60	1.02
Purdue	W	19-45	.422	3-12	.250	19-27	.704	11-22	33	16	10	13	9	7	27	33		60	1.03
[20] Ohio State		24-57	.421	4-15	.267	6-9	.667	14-17	31	23	12	12	6	9	26	32		58	0.99
Purdue	L	22-51	.431	11-26	.423	3-5	.600	9-31	40	18	16	23	7	3	31	27		58	0.86
Minnesota		21-53	.396	7-15	.467	13-20	.650	6-22	28	13	14	8	2	17	27	35		62	0.98
Purdue	W	21-52	.404	3-15	.200	16-23	.696	11-24	35	19	7	12	5	9	29	32		61	0.94
Rutgers		18-54	.333	6-14	.429	9-19	.474	16-26	42	21	7	14	4	4	16	35		51	0.85
Purdue Nebraska																			
Purdue Indiana																			
Purdue Rutgers																			
Purdue Ohio State																			
Purdue Michigan State																			
Purdue Illinois																			
Purdue Big Ten Tournament																			

GAME 26 | PURDUE vs. NEBRASKA | FEBRUARY 15, 2015

2014-15 Overall Stats: 16-9 | Big Ten: 8-4 | Non-Conference: 8-5 | Home: 11-3 | Away: 3-4 | Neutral: 2-2

##	Player	GP	GS	Min	Avg	FG	FGA	Pct	3FG	FGA	Pct	FT	FTA	Pct	Off	Def	Tot	Avg	PF	FO	A	TO	Blk	Stl	Pts	Avg
20	Hammons, A.J.	25	14	590	23.6	108	204	.529	0	7	.000	60	90	.667	58	100	158	6.3	64	1	25	51	75	14	276	11.0
35	Davis, Raphael	25	25	748	29.9	89	181	.492	9	33	.273	85	113	.752	26	70	96	3.8	50	2	61	43	5	21	272	10.9
21	Stephens, Kendall	25	16	573	22.9	74	207	.357	55	142	.387	34	47	.723	9	54	63	2.5	42	0	44	33	8	13	237	9.5
12	Edwards, Vince	25	23	678	27.1	88	177	.497	22	63	.349	36	47	.766	52	69	121	4.8	53	1	66	41	10	11	234	9.4
0	Octeus, Jon	25	25	704	28.2	78	152	.513	13	32	.406	64	89	.719	36	89	125	5.0	67	1	63	38	5	29	233	9.3
44	Haas, Isaac	25	11	375	15.0	75	126	.595	0	0	.000	57	109	.523	38	58	96	3.8	59	1	9	42	21	2	207	8.3
1	Scott, Bryson	20	1	218	10.9	27	70	.386	1	8	.125	31	43	.721	4	29	33	1.7	27	2	26	22	3	15	86	4.3
31	Mathias, Dakota	25	8	441	17.6	31	107	.290	22	77	.286	10	11	.909	2	43	45	1.8	37	0	34	16	2	9	94	3.8
5	Smotherman, Basil	25	1	298	11.9	28	60	.467	2	14	.143	6	13	.462	14	29	43	1.7	32	0	21	9	6	11	64	2.6
3	Thompson, P.J.	23	1	344	15.0	19	60	.317	11	43	.256	6	8	.750	8	14	22	1.0	33	0	27	13	1	16	55	2.4
23	Taylor, Jacquil	6	0	42	7.0	5	11	.455	1	4	.250	2	4	.500	3	9	12	2.0	1	0	2	6	4	1	13	2.2
24	Brown, Anfernee	3	0	11	3.7	2	4	.500	1	2	.500	0	0	.000	1	4	5	1.7	3	0	0	1	0	1	5	1.7
11	Toyra, Stephen	5	0	16	3.2	0	2	.000	0	1	.000	2	4	.500	0	2	2	0.4	1	0	0	3	0	0	2	0.4
30	Beshears, Neal	1	0	0	0.0	0	0	.000	0	0	.000	0	0	.000	0	0	0	0.0	0	0	0	0	0	0	0	0.0
2	McKeeman, Jon	5	0	12	2.4	0	1	.000	0	0	.000	0	0	.000	0	0	0	0.0	1	0	0	1	0	0	0	0.0
TM	TEAM														43	42	85	3.4	1		9				0	
	TOTAL	25				624	1362	.458	137	426	.322	393	578	.680	294	612	906	36.2	471	8	378	328	140	143	1778	71.1
	OPPONENTS	25				547	1371	.399	153	421	.363	355	517	.687	278	520	798	31.9	518	16	289	313	77	167	1602	64.1

2014-15 vs. Big Ten Opponents: 8-4 | Home: 5-1 | Away: 3-3

##	Player	GP	GS	Min	Avg	FG	FGA	Pct	3FG	FGA	Pct	FT	FTA	Pct	Off	Def	Tot	Avg	PF	FO	A	TO	Blk	Stl	Pts	Avg
35	Davis, Raphael	12	12	424	35.3	48	100	.480	7	19	.368	49	65	.754	15	41	56	4.7	29	2	30	23	3	7	152	12.7
20	Hammons, A.J.	12	6	332	27.7	58	93	.624	0	0	.000	31	44	.705	27	62	89	7.4	30	0	11	23	37	10	147	12.3
0	Octeus, Jon	12	12	394	32.8	45	86	.523	6	17	.353	40	58	.690	18	51	69	5.8	33	0	31	22	1	18	136	11.3
12	Edwards, Vince	12	10	334	27.8	36	86	.419	8	29	.276	19	25	.760	18	24	42	3.5	25	0	37	23	3	7	99	8.3
21	Stephens, Kendall	12	6	273	22.8	34	97	.351	22	65	.338	9	17	.529	7	20	27	2.3	23	0	23	14	2	3	99	8.3
44	Haas, Isaac	12	6	143	11.9	20	38	.526	0	0	.000	18	37	.486	10	18	28	2.3	26	0	2	18	10	1	58	4.8
31	Mathias, Dakota	12	6	240	20.0	14	57	.246	9	42	.214	4	4	1.000	1	22	23	1.9	18	0	18	9	2	6	41	3.4
5	Smotherman, Basil	12	1	136	11.3	14	27	.519	1	5	.200	3	6	.500	7	13	20	1.7	17	0	6	3	2	5	32	2.7
1	Scott, Bryson	8	1	59	7.4	4	14	.286	0	1	.000	4	8	.500	0	12	12	1.5	10	1	4	8	0	0	12	1.5
3	Thompson, P.J.	10	0	90	9.0	4	16	.250	3	13	.231	0	0	.000	1	4	5	0.5	12	0	4	7	0	6	11	1.1
11	Toyra, Stephen	1	0	0	0.0	0	0	.000	0	0	.000	0	0	.000	0	0	0	0.0	0	0	0	0	0	0	0	0.0
2	McKeeman, Jon	1	0	0	0.0	0	0	.000	0	0	.000	0	0	.000	0	0	0	0.0	0	0	0	0	0	0	0	0.0
30	Beshears, Neal	1	0	0	0.0	0	0	.000	0	0	.000	0	0	.000	0	0	0	0.0	0	0	0	0	0	0	0	0.0
TM	TEAM														22	20	42	3.5	1		5				0	
	TOTAL	12				277	614	.451	56	191	.293	177	264	.670	126	287	413	34.4	224	3	166	155	60	63	787	65.6
	OPPONENTS	12				252	652	.387	67	193	.347	183	250	.732	143	245	388	32.3	239	6	120	129	42	90	754	62.8

2014-15 in Non-Conference Games: 8-5 | Home: 6-2 | Away: 0-1 | Neutral: 2-2

##	Player	GP	GS	Min	Avg	FG	FGA	Pct	3FG	FGA	Pct	FT	FTA	Pct	Off	Def	Tot	Avg	PF	FO	A	TO	Blk	Stl	Pts	Avg
44	Haas, Isaac	13	5	232	17.8	55	88	.625	0	0	.000	39	72	.542	28	40	68	5.2	33	1	7	24	11	1	149	11.5
21	Stephens, Kendall	13	10	300	23.1	40	110	.364	33	77	.429	25	30	.833	2	34	36	2.8	19	0	21	19	6	10	138	10.6
12	Edwards, Vince	13	13	344	26.5	52	91	.571	14	34	.412	17	22	.773	34	45	79	6.1	28	1	29	18	7	4	135	10.4
20	Hammons, A.J.	13	8	258	19.8	50	111	.450	0	7	.000	29	46	.630	31	38	69	5.3	34	1	14	28	38	4	129	9.9
35	Davis, Raphael	13	13	324	24.9	41	81	.506	2	14	.143	36	48	.750	11	29	40	3.1	21	0	31	20	2	14	120	9.2
0	Octeus, Jon	13	13	310	23.8	33	66	.500	7	15	.467	24	31	.774	18	38	56	4.3	34	1	32	16	4	11	97	7.5
1	Scott, Bryson	12	0	159	13.3	23	56	.411	1	7	.143	27	35	.771	4	17	21	1.8	17	1	22	14	3	15	74	6.2
31	Mathias, Dakota	13	2	201	15.5	17	50	.340	13	35	.371	6	7	.857	1	21	22	1.7	19	0	16	7	0	3	53	4.1
3	Thompson, P.J.	13	1	254	19.5	15	44	.341	8	30	.267	6	8	.750	7	10	17	1.3	21	0	23	6	1	10	44	3.4
5	Smotherman, Basil	13	0	162	12.5	14	33	.424	1	9	.111	3	7	.429	7	16	23	1.8	15	0	15	6	4	6	32	2.5
23	Taylor, Jacquil	6	0	42	7.0	5	11	.455	1	4	.250	2	4	.500	3	9	12	2.0	1	0	2	6	4	1	13	2.2
24	Brown, Anfernee	3	0	11	3.7	2	4	.500	1	2	.500	0	0	.000	1	4	5	1.7	3	0	0	1	0	1	5	1.7
11	Toyra, Stephen	4	0	16	4.0	0	2	.000	0	1	.000	2	4	.500	0	2	2	0.5	1	0	0	3	0	0	2	0.5
2	McKeeman, Jon	4	0	12	3.0	0	1	.000	0	0	.000	0	0	.000	0	0	0	0.0	1	0	0	1	0	0	0	0.0
TM	TEAM														21	22	43	3.3	0		4				0	
	TOTAL	13				347	748	.464	81	235	.345	216	314	.688	168	325	493	37.9	247	5	212	173	80	80	991	76.2
	OPPONENTS	13				295	719	.410	86	228	.377	172	267	.644	135	275	410	31.5	279	10	169	184	35	77	848	65.2

2013-14 Through 25 Games: 15-10 | Non-Conference: 10-3 | Big Ten: 5-7

#	Player	GP	GS	Min	Avg	FG	FGA	Pct	3FG	FGA	Pct	FT	FTA	Pct	Off	Def	Tot	Avg	PF	FO	A	TO	Blk	Stl	Pts	Avg
0	Johnson, Terone	25	25	761	30.4	111	273	.407	30	79	.380	54	94	.574	30	64	94	3.8	44	0	57	38	4	21	306	12.2
3	Johnson, Ronnie	25	24	677	27.1	94	219	.429	14	37	.378	66	97	.680	24	45	69	2.8	52	1	91	43	0	13	268	10.7
20	Hammons, A.J.	24	18	575	24.0	86	170	.506	0	4	.000	83	124	.669	60	117	177	7.4	63	2	14	61	74	11	255	10.6
21	Stephens, Kendall	25	10	475	19.0	61	169	.361	51	137	.372	14	17	.824	6	34	40	1.6	40	0	17	17	11	9	187	7.5
12	Scott, Bryson	25	2	407	16.3	54	146	.370	4	9	.444	59	79	.747	21	43	64	2.6	45	2	36	32	3	26	171	6.8
5	Smotherman, Basil	25	16	496	19.8	55	95	.579	1	11	.091	25	42	.595	37	61	98	3.9	55	1	19	17	4	14	136	5.4
1	Carter, Sterling	25	4	379	15.2	42	115	.365	26	86	.302	13	20	.650	9	38	47	1.9	58	0	27	18	10	24	123	4.9
35	Davis, Raphael	25	9	393	15.7	40	92	.435	7	22	.318	30	43	.698	30	42	72	2.9	42	0	30	22	8	12	117	4.7
23	Simpson, Jay	24	6	285	11.9	45	105	.429	1	7	.143	16	27	.593	35	56	91	3.8	41	0	14	22	8	10	107	4.5
32	Peck, Errick	25	10	482	19.3	45	97	.464	8	23	.348	12	23	.522	45	77	122	4.9	46	1	20	27	12	8	110	4.4
11	Toyra, Stephen	7	0	25	3.6	4	9	.444	0	3	.000	4	4	1.000	2	1	3	0.4	5	0	0	3	0	2	12	1.7
50	Carroll, Travis	19	1	141	7.4	14	24	.583	1	2	.500	0	2	.000	15	10	25	1.3	14	0	7	1	5	3	29	1.5
2	McKeeman, Jon	5	0	10	2.0	2	5	.400	1	2	.500	0	0	.000	0	4	4	0.8	0	0	0	0	0	0	5	1.0
24	Brown, Anfernee	5	0	9	1.8	1	4	.250	0	2	.000	0	0	.000	0	2	2	0.4	0	0	2	0	0	0	2	0.4
30	Beshears, Neal	5	0	10	2.0	0	1	.000	0	0	.000	0	0	.000	0	1	1	0.2	2	0	0	0	1	0	0	0.0
TM	TEAM														47	37	84	3.4	1			2			0	
TOTAL		25				654	1524	.429	144	424	.340	376	572	.657	361	632	993	39.7	508	7	334	303	140	153	1828	73.1
OPPONENTS		25				595	1441	.413	154	482	.320	406	572	.710	284	613	897	35.9	493	20	301	314	137	157	1750	70.0

**2014-15 Home Stats: 11-3 | Big Ten: 5-1 | Non-Conference: 6-2**

##	Player	GP	GS	Min	Avg	FG	FGA	Pct	3FG	FGA	Pct	FT	FTA	Pct	Off	Def	Tot	Avg	PF	FO	A	TO	Blk	Stl	Pts	Avg
35	Davis, Rapheal	14	14	388	27.7	53	102	.520	6	20	.300	49	67	.731	16	37	53	3.8	27	1	39	24	4	9	161	11.5
20	Hammons, A.J.	14	8	322	23.0	60	116	.517	0	4	.000	26	45	.578	35	55	90	6.4	31	1	17	28	46	10	146	10.4
21	Stephens, Kendall	14	9	323	23.1	44	116	.379	32	77	.416	20	26	.769	5	29	34	2.4	21	0	26	21	5	10	140	10.0
12	Edwards, Vince	14	13	350	25.0	50	99	.505	11	33	.333	18	26	.692	33	38	71	5.1	25	1	39	22	6	8	129	9.2
44	Haas, Isaac	14	6	212	15.1	41	72	.569	0	0	.000	35	64	.547	26	36	62	4.4	31	1	6	19	14	2	117	8.4
0	Octeus, Jon	14	14	362	25.9	34	72	.472	3	14	.214	37	48	.771	25	43	68	4.9	38	0	33	17	3	13	108	7.7
1	Scott, Bryson	11	1	146	13.3	16	45	.356	1	5	.200	22	32	.688	3	23	26	2.4	19	2	17	13	2	11	55	5.0
31	Mathias, Dakota	14	4	233	16.6	20	63	.317	14	48	.292	6	7	.857	2	30	32	2.3	12	0	17	6	0	5	60	4.3
23	Taylor, Jacquil	4	0	33	8.3	5	9	.556	1	3	.333	2	4	.500	1	6	7	1.8	1	0	2	5	3	1	13	3.3
5	Smotherman, Basil	14	0	181	12.9	17	30	.567	1	8	.125	6	13	.462	10	21	31	2.2	22	0	14	6	4	7	41	2.9
3	Thompson, P.J.	13	1	214	16.5	14	45	.311	8	32	.250	0	0	.000	7	11	18	1.4	17	0	23	7	0	11	36	2.8
24	Brown, Anfernee	3	0	11	3.7	2	4	.500	1	2	.500	0	0	.000	1	4	5	1.7	3	0	0	1	0	1	5	1.7
11	Toyra, Stephen	4	0	14	3.5	0	1	.000	0	1	.000	2	4	.500	0	2	2	0.5	1	0	0	1	0	0	2	0.5
30	Beshears, Neal	1	0	0	0.0	0	0	.000	0	0	.000	0	0	.000	0	0	0	0.0	0	0	0	0	0	0	0	0.0
2	McKeeman, Jon	4	0	11	2.8	0	0	.000	0	0	.000	0	0	.000	0	0	0	0.0	1	0	0	1	0	0	0	0.0
TM	TEAM														17	20	37	2.6	1		6				0	
<b>TOTAL</b>		<b>14</b>				<b>356</b>	<b>774</b>	<b>.460</b>	<b>78</b>	<b>247</b>	<b>.316</b>	<b>223</b>	<b>336</b>	<b>.664</b>	<b>181</b>	<b>355</b>	<b>536</b>	<b>38.3</b>	<b>250</b>	<b>6</b>	<b>233</b>	<b>177</b>	<b>87</b>	<b>88</b>	<b>1013</b>	<b>72.4</b>
<b>OPPONENTS</b>		<b>14</b>				<b>282</b>	<b>765</b>	<b>.369</b>	<b>82</b>	<b>245</b>	<b>.335</b>	<b>169</b>	<b>260</b>	<b>.650</b>	<b>165</b>	<b>282</b>	<b>447</b>	<b>31.9</b>	<b>296</b>	<b>8</b>	<b>155</b>	<b>193</b>	<b>35</b>	<b>86</b>	<b>815</b>	<b>58.2</b>

**2014-15 Away / Neutral Stats: 5-6 | Big Ten: 3-3 | Non-Conference: 2-3**

##	Player	GP	GS	Min	Avg	FG	FGA	Pct	3FG	FGA	Pct	FT	FTA	Pct	Off	Def	Tot	Avg	PF	FO	A	TO	Blk	Stl	Pts	Avg
20	Hammons, A.J.	11	6	268	24.4	48	88	.545	0	3	.000	34	45	.756	23	45	68	6.2	33	0	8	23	29	4	130	11.8
0	Octeus, Jon	11	11	342	31.1	44	80	.550	10	18	.556	27	41	.659	11	46	57	5.2	29	1	30	21	2	16	125	11.4
35	Davis, Rapheal	11	11	360	32.7	36	79	.456	3	13	.231	36	46	.783	10	33	43	3.9	23	1	22	19	1	12	111	10.1
12	Edwards, Vince	11	10	328	29.8	38	78	.487	11	30	.367	18	21	.857	19	31	50	4.5	28	0	27	19	4	3	105	9.5
21	Stephens, Kendall	11	7	250	22.7	30	91	.330	23	65	.354	14	21	.667	4	25	29	2.6	21	0	18	12	3	3	97	8.8
44	Haas, Isaac	11	5	163	14.8	34	54	.630	0	0	.000	22	45	.489	12	22	34	3.1	28	0	3	23	7	0	90	8.2
1	Scott, Bryson	9	0	72	8.0	11	25	.440	0	3	.000	9	11	.818	1	6	7	0.8	8	0	9	9	1	4	31	3.4
31	Mathias, Dakota	11	4	208	18.9	11	44	.250	8	29	.276	4	4	1.000	0	13	13	1.2	25	0	17	10	2	4	34	3.1
5	Smotherman, Basil	11	1	117	10.6	11	30	.367	1	6	.167	0	0	.000	4	8	12	1.1	10	0	7	3	2	4	23	2.1
3	Thompson, P.J.	10	0	130	13.0	5	15	.333	3	11	.273	6	8	.750	1	3	4	0.4	16	0	4	6	1	5	19	1.9
2	McKeeman, Jon	1	0	1	1.0	0	1	.000	0	0	.000	0	0	.000	0	0	0	0.0	0	0	0	0	0	0	0	0.0
11	Toyra, Stephen	1	0	2	2.0	0	1	.000	0	1	.000	0	0	.000	0	0	0	0.0	0	0	0	2	0	0	0	0.0
23	Taylor, Jacquil	2	0	9	4.5	0	2	.000	0	1	.000	0	0	.000	2	3	5	2.5	0	0	0	1	1	0	0	0.0
TM	TEAM														26	22	48	4.4	0		3				0	
<b>TOTAL</b>		<b>11</b>				<b>268</b>	<b>588</b>	<b>.456</b>	<b>59</b>	<b>179</b>	<b>.330</b>	<b>170</b>	<b>242</b>	<b>.702</b>	<b>113</b>	<b>257</b>	<b>370</b>	<b>33.6</b>	<b>221</b>	<b>2</b>	<b>145</b>	<b>151</b>	<b>53</b>	<b>55</b>	<b>765</b>	<b>69.5</b>
<b>OPPONENTS</b>		<b>11</b>				<b>265</b>	<b>606</b>	<b>.437</b>	<b>71</b>	<b>176</b>	<b>.403</b>	<b>186</b>	<b>257</b>	<b>.724</b>	<b>113</b>	<b>238</b>	<b>351</b>	<b>31.9</b>	<b>222</b>	<b>8</b>	<b>134</b>	<b>120</b>	<b>42</b>	<b>81</b>	<b>787</b>	<b>71.5</b>

**2014-15 Wins Stats: 16-0**

##	Player	GP	GS	Min	Avg	FG	FGA	Pct	3FG	FGA	Pct	FT	FTA	Pct	Off	Def	Tot	Avg	PF	FO	A	TO	Blk	Stl	Pts	Avg
35	Davis, Rapheal	16	16	477	29.8	60	120	.500	7	22	.318	77	101	.762	13	46	59	3.7	34	2	41	29	4	13	204	12.8
20	Hammons, A.J.	16	11	389	24.3	73	127	.575	0	6	.000	44	67	.657	37	71	108	6.8	37	0	20	32	52	12	190	11.9
12	Edwards, Vince	16	15	418	26.1	60	108	.556	13	37	.351	33	43	.767	33	44	77	4.8	25	0	42	25	7	10	166	10.4
21	Stephens, Kendall	16	9	374	23.4	51	133	.383	40	91	.440	20	32	.625	7	26	33	2.1	24	0	25	22	6	7	162	10.1
0	Octeus, Jon	16	16	440	27.5	38	82	.463	3	16	.188	49	65	.754	22	53	75	4.7	39	0	42	21	4	21	128	8.0
44	Haas, Isaac	16	5	243	15.2	38	64	.594	0	0	.000	44	74	.595	24	36	60	3.8	32	0	7	24	16	1	120	7.5
31	Mathias, Dakota	16	6	287	17.9	25	73	.342	17	56	.304	8	9	.889	1	34	35	2.2	20	0	23	5	1	5	75	4.7
1	Scott, Bryson	12	1	144	12.0	14	38	.368	1	4	.250	15	24	.625	2	19	21	1.8	20	2	16	14	2	9	44	3.7
5	Smotherman, Basil	16	0	204	12.8	18	42	.429	1	11	.091	5	11	.455	13	23	36	2.3	22	0	15	7	5	8	42	2.6
23	Taylor, Jacquil	5	0	35	7.0	5	10	.500	1	3	.333	2	4	.500	3	7	10	2.0	1	0	2	5	3	1	13	2.6
3	Thompson, P.J.	14	1	200	14.3	9	32	.281	6	24	.250	6	8	.750	6	11	17	1.2	17	0	22	9	0	12	30	2.1
24	Brown, Anfernee	3	0	11	3.7	2	4	.500	1	2	.500	0	0	.000	1	4	5	1.7	3	0	0	1	0	1	5	1.7
11	Toyra, Stephen	5	0	16	3.2	0	2	.000	0	1	.000	2	4	.500	0	2	2	0.4	1	0	0	3	0	0	2	0.4
30	Beshears, Neal	1	0	0	0.0	0	0	.000	0	0	.000	0	0	.000	0	0	0	0.0	0	0	0	0	0	0	0	0.0
2	McKeeman, Jon	5	0	12	2.4	0	1	.000	0	0	.000	0	0	.000	0	0	0	0.0	1	0	0	1	0	0	0	0.0
TM	TEAM														22	29	51	3.2	1		6				0	
<b>TOTAL</b>		<b>16</b>				<b>393</b>	<b>836</b>	<b>.470</b>	<b>90</b>	<b>273</b>	<b>.330</b>	<b>305</b>	<b>442</b>	<b>.690</b>	<b>184</b>	<b>405</b>	<b>589</b>	<b>36.8</b>	<b>277</b>	<b>4</b>	<b>255</b>	<b>204</b>	<b>100</b>	<b>100</b>	<b>1181</b>	<b>73.8</b>
<b>OPPONENTS</b>		<b>16</b>				<b>321</b>	<b>884</b>	<b>.363</b>	<b>86</b>	<b>266</b>	<b>.323</b>	<b>190</b>	<b>284</b>	<b>.669</b>	<b>193</b>	<b>319</b>	<b>512</b>	<b>32.0</b>	<b>369</b>	<b>13</b>	<b>159</b>	<b>220</b>	<b>44</b>	<b>96</b>	<b>918</b>	<b>57.4</b>

**2014-15 Losses Stats: 0-9**

##	Player	GP	GS	Min	Avg	FG	FGA	Pct	3FG	FGA	Pct	FT	FTA	Pct	Off	Def	Tot	Avg	PF	FO	A	TO	Blk	Stl	Pts	Avg
0	Octeus, Jon	9	9	264	29.3	40	70	.571	10	16	.625	15	24	.625	14	36	50	5.6	28	1	21	17	1	8	105	11.7
44	Haas, Isaac	9	6	132	14.7	37	62	.597	0	0	.000	13	35	.371	14	22	36	4.0	27	1	2	18	5	1	87	9.7
20	Hammons, A.J.	9	3	201	22.3	35	77	.455	0	1	.000	16	23	.696	21	29	50	5.6	27	1	5	19	23	2	86	9.6
21	Stephens, Kendall	9	7	199	22.1	23	74	.311	15	51	.294	14	15	.933	2	28	30	3.3	18	0	19	11	2	6	75	8.3
35	Davis, Rapheal	9	9	271	30.1	29	61	.475	2	11	.182	8	12	.667	13	24	37	4.1	16	0	20	14	1	8	68	7.6
12	Edwards, Vince	9	8	260	28.9	28	69	.406	9	26	.346	3	4	.750	19	25	44	4.9	28	1	24	16	3	1	68	7.6
1	Scott, Bryson	8	0	74	9.3	13	32	.406	0	4	.000	16	19	.842	2	10	12	1.5	7	0	10	8	1	6	42	5.3
3	Thompson, P.J.	9	0	144	16.0	10	28	.357	5	19	.263	0	0	.000	2	3	5	0.6	16	0	5	4	1	4	25	2.8
5	Smotherman, Basil	9	1	94	10.4	10	18	.556	1	3	.333	1	2	.500	1	6	7	0.8	10	0	6	2	1	3	22	2.4
31	Mathias, Dakota	9	2	154	17.1	6	34	.176	5	21	.238	2	2	1.000	1	9	10	1.1	17	0	11	11	1	4	19	2.1
23	Taylor, Jacquil	1	0	7	7.0	0	1	.000	0	1	.000	0	0	.000	0	2	2	2.0	0	0	0	1	1	0	0	0.0
TM	TEAM														21	13	34	3.8	0			3			0	
TOTAL		9				231	526	.439	47	153	.307	88	136	.647	110	207	317	35.2	194	4	123	124	40	43	597	66.3
OPPONENTS		9				226	487	.464	67	155	.432	165	233	.708	85	201	286	31.8	149	3	130	93	33	71	684	76.0

**2014-15 Individual Superlatives**

Category	Purdue	Opponent
Points	26 by Vince Edwards vs. IUPUI (11-16-14)	37 by D.J. Newbill, Penn State (1-17-15)
Points (Half)	19 (1st) by Vince Edwards vs. IUPUI (11-16-14)	22 (1st) by Jerome Hill, Gardner-Webb (12-22-14)
Field Goals Made	11 by Vince Edwards vs. IUPUI (11-16-14)	13 by D.J. Newbill, Penn State (1-17-15)
Field Goal Attempts	16 by Kendall Stephens vs. Penn State (1-17-15) 16 by Vince Edwards vs. IUPUI (11-16-14)	23 by D.J. Newbill, Penn State (1-17-15)
Field Goal Percentage (min. 6 made)	.778 (7-9) by A.J. Hammons vs. Northwestern (1-31-15) .778 (7-9) by Jon Octeus vs. Wisconsin (1-7-15) .778 (7-9) by Vince Edwards vs. BYU (11-26-14)	.692 (9-13) by Riley LaChance, Vanderbilt (12-13-14)
Three-Pointers Made	6 by Kendall Stephens vs. Penn State (1-17-15) 6 by Kendall Stephens vs. Arkansas State (12-10-14) 6 by Kendall Stephens vs. IUPUI (11-16-14)	5 by Tyler Strange, Gardner-Webb (12-22-14) 5 by Dallas Moore, North Florida (12-6-14) 5 by Marcus Foster, Kansas State (11-24-14)
Three-Point Attempts	12 by Kendall Stephens vs. Penn State (1-17-15)	11 by Chase Fischer, BYU (11-26-14)
Three-Point Percentage (min. 4 made)	.857 (6-7) by Kendall Stephens vs. Arkansas State (12-10-14)	.833 (5-6) by Tyler Strange, Gardner-Webb (12-22-14)
Free Throws Made	14 by Rapheal Davis vs. Missouri (11-25-14)	13 by Tyler Haws, BYU (11-26-14)
Free Throw Attempts	18 by Rapheal Davis vs. Missouri (11-25-14)	14 by Frank Kaminsky, Wisconsin (1-7-15) 14 by Tyler Haws, BYU (11-26-14)
Free Throw Percentage (min. 8 made)	1.000 (10-10) by Rapheal Davis vs. Minnesota (12-31-14) 1.000 (8-8) by Rapheal Davis vs. Indiana (1-28-15)	1.000 (8-8) by Melo Trimble, Maryland (1-10-15)
Offensive Rebounds	7 by Vince Edwards vs. North Carolina State (12-2-14)	11 by Gabriel Olaseni, Iowa (1-25-14)
Defensive Rebounds	10 by A.J. Hammons vs. Michigan (1-3-15)	13 by Pat Connaughton, Notre Dame (12-20-14)
Total Rebounds	12 by A.J. Hammons vs. Penn State (1-17-15) 12 by A.J. Hammons vs. Michigan (1-3-15) 12 by Rapheal Davis vs. Gardner-Webb (12-22-14) 12 by A.J. Hammons vs. IPFW (12-8-14)	16 by Gabriel Olaseni, Iowa (1-25-14)
Assists	7 by Jon Octeus vs. Penn State (1-17-15)	10 by Tyler Strange, Gardner-Webb (12-22-14)
Blocked Shots	8 by A.J. Hammons vs. Indiana (1-28-15)	5 by Nnanna Egwu, Illinois (1-21-15)
Steals	4 by Jon Octeus vs. Penn State (1-17-15)	6 by Kyle Collinsworth, BYU (11-26-14)
Minutes	41 by Jon Octeus vs. Penn State (1-17-15) 41 by Vince Edwards vs. BYU (11-26-14)	42 by D.J. Newbill, Penn State (1-17-15)

**2014-15 Team Superlatives**

Category	Purdue	Opponent
Points	87, Two Times	94 by Notre Dame (12-20-14)
Low	55 vs. Wisconsin (1-7-15)	30 by Grambling (11-20-14)
Points (Half)	55 (2nd) vs. Kansas State (11-24-14)	51 (2nd) by Gardner-Webb (12-22-14)
Low	24, Two Times	15, Two Times
Field Goals Made	32 vs. Gardner-Webb (12-22-14)	33 by Notre Dame (12-20-14)
Low	19 vs. Ohio State (2-4-14)	11 by Grambling (11-20-14)
Field Goal Attempts	74 vs. North Florida (12-6-14)	66 by Samford (11-14-14)
Low	45, Two Times	39 by Wisconsin (1-7-15)
Field Goal Percentage	.587 (27-46) vs. Indiana (1-28-15)	.583 (28-48) by Vanderbilt (12-13-14)
Low	.368 (21-57) vs. Maryland (1-10-15)	.227 (15-66) by Samford (11-14-14)
Field Goal Percentage (Half)	.667 (16-24; 1st) vs. Samford (11-14-14)	.640 (16-25; 2nd) by Gardner-Webb (12-22-14)
Low	.296 (8-27; 1st) vs. Maryland (1-10-15)	.182 (4-22; 2nd) by Michigan (1-3-15)
Three-Pointers Made	11 vs. Minnesota (2-7-15)	14 by Gardner-Webb (12-22-14)
Low	2, Two Times	2 by Arkansas State (12-10-14)
Three-Point Attempts	26 vs. Minnesota (2-7-15)	25 by Gardner-Webb (12-22-14)
Low	5 vs. Wisconsin (1-7-15)	10 by Illinois (1-21-15)
Three-Point Percentage	.477 (8-17) vs. IUPUI (11-16-14)	.643 (9-14) by Vanderbilt (12-13-14)
Low	.200, Two Times	.143 (2-14) by Arkansas State (12-10-14)
Free Throws Made	33 vs. Missouri (11-25-14)	27 by Maryland (1-10-15)
Low	3 vs. Minnesota (2-7-15)	4 by Grambling (11-20-14)
Free Throw Attempts	43 vs. Missouri (11-25-14)	32 by BYU (11-26-14)
Low	5 vs. Minnesota (2-7-15)	9 by Ohio State (2-4-14)
Free Throw Percentage	.815 (22-27) vs. Minnesota (12-31-14)	.875 (21-24) by Illinois (1-21-15)
Low	.429 (3-7) vs. Wisconsin (1-7-15)	.333 (4-12) by Grambling (11-20-14)
Personal Fouls	25 vs. Maryland (1-10-15)	32 by IUPUI (11-16-14)
Low	12, Two Times	12, Two Times
Total Rebounds	50 vs. North Florida (12-6-14)	46 by Iowa (1-24-15)
Low	26 vs. Wisconsin (1-7-15)	21 by Wisconsin (1-7-15)
Rebound Margin	+22 (44-22) vs. Michigan (1-3-15)	+15 (46-31) by Iowa (1-24-15)
Assists	24 vs. Grambling (11-20-14)	21 by Gardner-Webb (12-22-14)
Low	7, Two Times	4 by Grambling (11-20-14)
Turnovers	23 vs. Minnesota (2-7-15)	27 by Grambling (11-20-14)
Low	6 vs. Iowa (1-24-15)	7 by Notre Dame (12-20-14)
Turnover Margin	+14 (13-27) vs. Grambling (11-20-14)	+15 (8-23) by Minnesota (2-7-15)
Blocked Shots	10, Two Times	7 by BYU (11-26-14)
Low	0 vs. Wisconsin (1-7-15)	0, Two Times
Steals	11 vs. Grambling (11-20-14)	17 by Minnesota (2-7-15)
Low	3, Six Times	1 by Grambling (11-20-14)
Pts. / Possession	1.28, Two Times	1.27 by Kansas State (11-24-14)
Low	0.85 vs. Notre Dame (12-20-14)	0.44 by Grambling (11-20-14)

## 2014-15 Miscellaneous Single-Game Information

Date	Opponent	Biggest Lead		Lead Chang.	Ties	[---Time In the Lead---]			Biggest Run		Paint	Off TO	2nd-ch.	Fast B.	Bench	Fr.	So.	Jr.	Sr.
		PU	Opp.			PU	Opp.	Tied	PU	Opp.									
N14	Samford	43	1	2	0	38:40	0:19	1:01	19	6	32-10	13-5	12-11	8-2	35-17	37	19	20	4
N16	IUPUI	20	0	0	0	39:45	0:00	0:15	12	7	34-20	24-17	12-8	10-6	13-44	34	29	8	6
N20	Grambling	52	0	0	0	39:46	0:00	0:14	13	5	44-12	41-4	15-4	8-2	52-15	39	21	15	7
N24	Kansas State	2	20	4	5	1:45	32:55	4:48	6	11	32-36	9-22	12-12	4-12	36-29	31	30	6	12
N25	Missouri	34	0	0	0	39:01	0:00	0:59	10	6	30-20	23-12	15-10	14-4	25-27	25	15	34	8
N26	BYU	8	4	11	12	26:13	13:13	5:34	11	7	38-28	9-17	7-16	2-14	20-27	43	6	30	8
D2	North Carolina State	9	2	9	8	29:28	3:17	6:40	9	7	22-18	9-18	22-14	0-5	23-25	39	9	18	0
D6	North Florida	13	6	4	1	32:19	6:19	1:22	11	13	40-28	15-15	16-18	0-4	25-17	26	14	21	9
D8	IPFW	21	3	1	0	37:19	1:44	0:57	15	8	36-18	11-13	11-5	4-6	32-5	24	13	20	6
D10	Arkansas State	41	0	0	0	39:34	0:00	0:26	11	4	38-24	15-5	13-9	8-2	47-15	28	31	19	9
D13	Vanderbilt	1	22	6	1	1:09	37:21	1:30	6	10	36-24	21-14	13-12	13-6	30-31	22	25	20	4
D20	Notre Dame	8	32	7	6	7:09	28:31	4:20	9	11	38-42	4-22	2-7	7-12	26-22	19	18	15	11
D22	Gardner-Webb	13	18	1	1	18:56	19:43	1:21	10	10	54-32	20-22	21-12	6-4	38-11	27	19	25	13
D31	Minnesota	7	13	3	5	4:55	31:22	3:43	10	9	32-18	15-16	12-8	6-6	19-14	14	19	29	10
J3	Michigan	14	10	5	4	20:29	17:12	2:19	9	6	32-6	11-11	11-6	2-2	18-23	19	8	24	13
J7	Wisconsin	5	7	8	5	14:14	23:21	2:25	6	6	38-26	8-17	6-6	2-4	14-0	18	7	15	15
J10	Maryland	3	9	4	3	1:07	37:25	1:28	9	8	26-20	13-16	14-4	4-5	12-28	17	15	18	10
J17	Penn State	9	9	11	11	11:22	28:20	5:18	11	10	30-28	18-19	19-10	4-8	28-14	23	22	26	13
J21	Illinois	9	9	11	7	19:48	16:26	3:46	8	8	32-22	9-13	11-12	4-6	16-2	21	0	22	14
J24	Iowa	12	8	7	3	32:54	5:32	1:34	9	8	38-24	7-11	9-18	6-0	23-22	16	13	37	1
J28	Indiana	20	0	0	0	39:10	0:00	0:50	10	7	46-38	17-14	6-17	12-8	31-14	23	24	30	6
J31	Northwestern	16	3	8	8	30:01	4:27	5:32	11	6	32-22	14-8	10-10	2-9	16-12	17	6	31	14
F4	Ohio State	9	3	12	5	32:02	4:58	3:00	10	7	28-26	11-17	12-17	9-6	9-15	12	7	27	14
F7	Minnesota	4	15	5	5	6:12	28:27	5:31	10	14	20-22	11-29	6-7	2-6	24-10	18	11	12	17
F12	Rutgers	20	0	0	2	38:14	0:00	1:46	8	7	24-12	15-7	12-10	4-7	13-11	11	11	30	9
F15	Nebraska																		
F19	Indiana																		
F26	Rutgers																		
M1	Ohio State																		
M4	Michigan State																		
M7	Illinois																		
M11	Big Ten Tournament																		
PURDUE TOTALS		52							19		852	363	299	141	625	603	392	552	233
PURDUE AVERAGES											34.1	14.5	12.0	5.6	25.0	24.1	15.7	22.1	9.3
OPPONENT TOTALS		32							13		576	364	263	146	450				
OPPONENT AVERAGES											23.0	14.6	10.5	5.8	18.0				

## 2014-15 Points-Rebounds-Assists

Date	Opponent	#0	#1	#2	#3	#5	#11	#12	#20	#21	#23	#24	#30	#31	#35	#44
		Octeus	Scott	McKee.	Thomps.	Smother.	Toyra	Edwards	Hamm.	Steph.	Taylor	Brown	Beshe.	Mathias	Davis	Haas
N14	Samford	4-4-2	7-1-1	0-0-0	0-0-3	2-5-2	2-1-0	13-8-2	5-3-3	10-2-1	7-3-0	0-0-0	DNP	6-4-3	13-2-3	11-8-1
N16	IUPUI	6-3-4	5-2-0	DNP	0-1-1	0-0-0	DNP	26-8-0	6-4-2	24-4-1	0-2-0	DNP	DNP	2-0-4	2-1-2	6-1-0
N20	Grambling	7-2-2	8-1-2	0-0-0	6-2-4	4-6-5	0-0-0	2-6-3	6-7-0	6-0-2	5-2-2	3-2-0	DNP	9-5-0	9-1-2	17-6-2
N24	Kansas State	12-2-6	6-1-2	DNP	3-1-0	3-0-1	DNP	4-4-1	6-2-1	21-3-3	0-2-0	DNP	DNP	5-0-2	0-2-3	19-6-0
N25	Missouri	8-6-4	2-0-1	0-0-0	7-1-2	4-3-1	0-0-0	6-5-2	12-6-0	9-3-0	0-3-0	DNP	DNP	6-1-1	22-3-0	6-8-1
N26	BYU	8-4-3	2-0-2	DNP	4-1-1	0-0-2	DNP	25-9-2	12-4-1	4-5-1	DNP	DNP	DNP	2-2-1	18-4-1	12-2-0
D2	North Carolina State	0-4-1	DNP	DNP	3-3-4	0-0-0	DNP	16-9-2	15-5-0	9-2-2	DNP	DNP	DNP	7-2-1	3-4-6	13-7-0
D6	North Florida	9-10-2	2-3-4	DNP	7-2-1	2-2-2	DNP	5-7-2	16-7-1	10-4-4	DNP	DNP	DNP	0-3-0	5-2-2	14-6-0
D8	IPFW	6-9-3	0-2-2	DNP	2-2-2	0-0-0	DNP	6-4-4	13-12-1	13-2-2	DNP	DNP	DNP	6-1-2	7-1-2	10-5-0
D10	Arkansas State	9-1-1	8-3-4	0-0-0	5-2-2	3-4-0	0-1-0	6-5-5	10-5-2	18-1-2	1-0-0	2-3-0	DNP	10-3-0	9-3-4	6-5-1
D13	Vanderbilt	4-3-1	10-2-2	DNP	0-0-0	4-1-0	DNP	9-3-1	5-5-0	11-3-1	DNP	DNP	DNP	0-0-1	15-3-1	13-7-0
D20	Notre Dame	11-5-1	11-3-1	DNP	0-0-1	4-2-1	DNP	9-7-1	11-2-2	3-3-2	DNP	DNP	DNP	0-1-0	4-2-4	10-3-1
D22	Gardner-Webb	13-3-2	13-3-1	DNP	7-2-2	6-0-1	DNP	8-4-4	12-7-1	0-4-0	DNP	DNP	DNP	0-0-1	13-12-1	12-4-1
D31	Minnesota	10-4-4	0-4-1	DNP	0-1-0	0-2-0	DNP	8-4-3	11-9-2	19-2-4	DNP	DNP	DNP	0-0-2	18-2-4	6-3-0
J3	Michigan	13-8-2	DNP	DNP	0-2-1	0-0-0	DNP	16-6-2	15-12-0	8-4-1	DNP	DNP	DNP	3-3-0	7-6-6	0-1-0
J7	Wisconsin	15-8-1	DNP	DNP	0-0-0	0-0-0	DNP	4-5-4	11-4-0	7-1-2	DNP	DNP	DNP	3-1-1	4-1-2	11-1-0
J10	Maryland	10-6-3	0-0-0	DNP	3-0-1	1-0-0	DNP	6-3-2	6-6-0	14-7-3	DNP	DNP	DNP	2-1-1	12-4-3	6-7-0
J17	Penn State	13-4-7	0-0-1	DNP	0-0-0	0-1-0	DNP	11-1-2	21-12-0	22-4-3	DNP	DNP	DNP	7-0-4	5-5-1	5-1-0
J21	Illinois	14-6-2	0-0-0	DNP	2-0-0	0-0-0	DNP	11-5-6	8-7-0	0-2-1	DNP	DNP	DNP	6-2-1	14-6-2	2-2-0
J24	Iowa	1-5-3	DNP	DNP	0-0-2	13-6-1	DNP	4-1-4	13-3-2	0-0-4	DNP	XXXXX	DNP	2-5-2	24-4-1	10-4-0
J28	Indiana	6-2-3	11-6-2	0-0-0	3-1-0	8-4-1	0-0-0	9-5-3	11-3-1	5-2-0	DNP	XXXXX	0-0-0	7-3-0	19-5-2	4-0-1
J31	Northwestern	14-7-2	0-1-0	DNP	DNP	2-1-0	DNP	7-5-4	16-9-2	4-0-1	DNP	XXXXX	DNP	0-1-2	15-7-4	10-1-1
F4	Ohio State	14-7-1	1-1-0	DNP	DNP	2-2-2	DNP	4-1-3	7-7-2	4-0-0	DNP	XXXXX	DNP	6-2-1	20-6-1	2-5-0
F7	Minnesota	17-7-3	0-0-0	DNP	3-0-0	2-2-1	DNP	12-6-3	11-10-0	9-3-3	DNP	XXXXX	DNP	3-2-4	1-5-2	0-0-0
F12	Rutgers	9-5-0	DNP	DNP	0-1-0	4-2-1	DNP	7-0-1	17-7-2	7-2-1	DNP	XXXXX	DNP	2-3-0	13-5-2	2-3-0
F15	Nebraska															
F19	Indiana															
F26	Rutgers															
M1	Ohio State															
M4	Michigan State															
M7	Illinois															
M11	Big Ten Tournament															



PURDUE'S RECORD WHEN...

Category	2014-15	Painter	Str.
All Games	16-9	207-121	W-1
At Home	11-3	134-31	W-3
On Road	3-4	42-59	W-1
At Neutral Sites	2-2	31-31	L-1
vs. Big Ten Foes	8-4	103-81	W-1
Big Ten Regular-Season	8-4	97-73	W-1
Big Ten Tournament		6-8	L-3
At Home	5-1	61-24	W-3
On Road	3-3	36-49	W-1
At Neutral Site		6-8	L-3
vs. Non-Conference Foes	8-5	104-40	L-3
At Home	6-2	73-7	L-1
On Road	0-1	6-11	L-1
At Neutral Site	2-2	25-21	L-1
vs. Ranked Opponent	3-3	28-58	W-3
vs. Unranked Opponent	13-6	179-63	W-1
In Overtime	2-0	6-7	W-2
Leading at Halftime	12-2	168-30	W-1
Trailing at Halftime	4-5	30-84	W-1
Tied at Halftime	0-2	8-8	L-2
Games Decided by 1-9 Pts.	7-7	74-63	L-1
3 Points or Less	2-1	26-21	W-1
4-6 Points	3-2	19-14	L-1
7-9 Points	2-4	29-28	W-1
Games Decided by 10+ Pts.	9-2	133-58	W-3
10-19 Points	3-1	75-45	W-3
20-Plus Points	6-1	58-13	L-1
Purdue Shoots 48% or Better	6-2	82-11	W-2
Purdue Shoots Less Than 48%	10-7	125-110	W-1
Opp. Shoots 48% or Better	0-4	13-52	L-9
Opp. Shoots Less Than 48%	16-5	194-69	W-1
Purdue Shoots Better Than Opp.	15-4	171-27	W-1
Opp. Shoots Better / Equal %	1-5	36-94	L-5
Purdue Outrebounds Opp.	13-6	142-43	L-1
Opp. Outreb. / Equals Purdue	3-3	65-78	W-3
Purdue Has More FT Attempts	14-0	147-23	W-14
Opp. Has More / Equal FT Att.	2-9	60-98	L-1
Purdue Makes 10+ 3-Ptrs.	1-1	28-7	L-1
Purdue Makes 5-9 3-Ptrs.	8-3	138-60	L-2
Purdue Makes 0-4 3-Ptrs.	7-5	41-54	W-5
Opp. Makes 10+ 3-Ptrs.	0-2	8-17	L-4
Opp. Makes 5-9 3-Ptrs.	9-5	114-75	W-1
Opp. Makes 0-4 3-Ptrs.	7-2	85-29	W-3
Purdue Has 0-9 Turnovers	2-0	54-25	W-2
Purdue Has 10-15 Turnovers	10-7	116-62	W-3
Purdue Has 16+ Turnovers	4-2	37-34	L-1
Opp. Has 0-9 Turnovers	3-5	23-39	L-1
Opp. Has 10-15 Turnovers	9-4	93-60	W-3
Opp. Has 16+ Turnovers	4-0	91-22	W-4
Purdue Has Fewer TOs	7-3	142-47	W-3
Purdue Has More / Equal TOs	9-6	65-74	W-1
Purdue Wins Reb. & TO Margin	6-3	84-8	W-2
Purdue Scores 0-49 Pts.		1-8	L-6
Purdue Scores 50-59 Pts.	0-3	7-35	L-9
Purdue Scores 60-69 Pts.	7-2	72-50	W-4
Purdue Scores 70-79 Pts.	2-3	73-21	W-1
Purdue Scores 80-89 Pts.	7-1	43-7	W-2
Purdue Scores 90+ Pts.		11-0	W-73
Opp. Scores 0-49 Pts.	4-0	36-1	W-7
Opp. Scores 50-59 Pts.	4-0	65-3	W-7
Opp. Scores 60-69 Pts.	6-4	79-40	L-1
Opp. Scores 70-79 Pts.	1-1	25-45	W-1
Opp. Scores 80-89 Pts.	1-3	1-25	L-2
Opp. Scores 90+ Pts.	0-1	1-7	L-4
0-1 Player in Double Figures	1-0	3-5	W-1
2 Players in Double Figures	4-0	42-35	W-4
3 Players in Double Figures	5-6	84-60	L-1
4 Players in Double Figures	6-2	62-15	W-4
5+ Players in Double Figures	0-1	16-6	L-3
In November	5-1	45-13	W-2
In December	4-4	54-21	W-1
In January	5-3	44-35	W-3
In February	2-1	41-36	W-1
In March		23-26	L-5
On Sunday	1-0	28-17	W-1
On Monday	1-2	7-4	L-1
On Tuesday	2-0	34-17	W-2
On Wednesday	5-2	43-23	W-2
On Thursday	2-0	12-14	W-2
On Friday	1-0	19-9	W-1
On Saturday	4-5	64-37	L-1

Individual Production

10+ Points	2015	Career
A.J. Hammons	17 (12-5)	54 (28-26)
Rapheal Davis	13 (9-4)	27 (15-12)
Isaac Haas	13 (7-6)	13 (7-6)
Jon Octeus	12 (6-6)	12 (6-6)
Kendall Stephens	10 (6-4)	21 (11-10)
Vince Edwards	8 (6-2)	8 (6-2)
Bryson Scott	4 (1-3)	14 (5-9)
Basil Smotherman	1 (1-0)	4 (4-0)
Dakota Mathias	1 (1-0)	1 (1-0)

20+ Points	2015	Career
Rapheal Davis	3 (3-0)	4 (3-1)
Kendall Stephens	3 (2-1)	3 (2-1)
Vince Edwards	2 (2-0)	2 (2-0)
A.J. Hammons	1 (1-0)	5 (2-3)

30+ Points	2015	Career
A.J. Hammons	0	1 (0-1)

10+ Rebounds	2015	Career
A.J. Hammons	4 (3-1)	16 (8-8)
Rapheal Davis	1 (0-1)	2 (0-2)
Jon Octeus	1 (0-1)	1 (0-1)
Bryson Scott	0	1 (0-1)

Double-Doubles	2015	Career
A.J. Hammons	4 (3-1)	13 (6-7)
Rapheal Davis	1 (0-1)	2 (0-2)
Bryson Scott	0	1 (0-1)
Basil Smotherman	0	1 (1-0)

Statsheet Stuffer	2015	Career
A.J. Hammons	4 (2-2)	12 (7-5)
Vince Edwards	2 (1-1)	1 (1-1)
Rapheal Davis	1 (1-0)	2 (2-0)
Kendall Stephens	0	1 (0-1)

► At least five in three categories (pt, reb, ast, stl, blk).

Consecutive 10+ Point Games	
A.J. Hammons	2
Rapheal Davis	1

Consecutive Games With a 3-Pointer	
Kendall Stephens	5
Vince Edwards	2
Rapheal Davis	1

Consecutive Free Throws Made	
Dakota Mathias	7
A.J. Hammons	5
Rapheal Davis	2
Bryson Scott	1
Stephen Toyra	1

Opening Tips	Won	Lost
A.J. Hammons	10 (9-1)	4 (2-2)
Isaac Haas	5 (3-2)	6 (2-4)
Team Totals	15 (12-3)	10 (4-6)

Dunks	2015	Career
A.J. Hammons	17	70
Isaac Haas	9	9
Basil Smotherman	5	14
Jon Octeus	5	5
Rapheal Davis	4	7
Jacquil Taylor	2	2
Vince Edwards	2	2
Purdue Totals	44	

And-Ones	Chances	Pct.
Isaac Haas	5-15	.333
Vince Edwards	4-8	.500
A.J. Hammons	6-9	.667
Rapheal Davis	6-7	.857
Jon Octeus	4-5	.800
Bryson Scott	2-3	.667
Kendall Stephens	1-2	.500
Purdue Totals	28-49	.571

Charges Taken	2015	Career
Basil Smotherman	4	6
Rapheal Davis	3	6
Vince Edwards	3	3
P.J. Thompson	2	2
A.J. Hammons	1	1
Dakota Mathias	1	1
Jon Octeus	1	1
Stephen Toyra	0	2
Bryson Scott	0	1
Kendall Stephens	0	1

First Sub	2015	Career
A.J. Hammons	9	18
Isaac Haas	8	8
Kendall Stephens	5	10
Dakota Mathias	5	5
Bryson Scott	2	9
Basil Smotherman	2	6
Vince Edwards	2	2
P.J. Thompson	2	2
Rapheal Davis	0	10
Stephen Toyra	0	1

First Points	2P	3P	FT	Tot.
Vince Edwards	5	1		6
Isaac Haas	5			5
Jon Octeus	3		1	4
A.J. Hammons	3			3
Rapheal Davis	1	1	1	3
Kendall Stephens		2		2
Basil Smotherman	1			1
Dakota Mathias		1		1

Points Leader	2015	Career
Rapheal Davis	8 (5-3)	12 (6-6)
Kendall Stephens	6 (4-2)	8 (4-4)
A.J. Hammons	5 (3-2)	21 (9-12)
Vince Edwards	5 (5-0)	5 (5-0)
Jon Octeus	5 (0-5)	5 (0-5)
Bryson Scott	2 (0-2)	7 (3-4)
Isaac Haas	1 (1-0)	1 (1-0)

Rebounds Leader	2015	Career
A.J. Hammons	12 (10-2)	40 (22-18)
Vince Edwards	6 (5-1)	6 (5-1)
Isaac Haas	6 (3-3)	6 (3-3)
Jon Octeus	3 (1-2)	3 (1-2)
Rapheal Davis	1 (0-1)	11 (4-7)
Bryson Scott	1 (1-0)	4 (2-2)
Basil Smotherman	1 (1-0)	3 (2-1)
Kendall Stephens	1 (0-1)	1 (0-1)

Assists Leader	2015	Career
Vince Edwards	9 (6-3)	9 (6-3)
Rapheal Davis	8 (6-2)	9 (7-2)
Jon Octeus	8 (6-2)	8 (6-2)
Kendall Stephens	4 (2-2)	6 (3-3)
Dakota Mathias	3 (2-1)	3 (2-1)
Bryson Scott	2 (0-2)	7 (3-4)
A.J. Hammons	2 (2-0)	2 (2-0)
Basil Smotherman	1 (1-0)	1 (1-0)
P.J. Thompson	1 (1-0)	1 (1-0)



2014-15 STARTING LINEUP INFORMATION (7)

Guard	Guard	G / F	Forward	F / C	Games	Record
Octeus	Stephens	Davis	Edwards	Hammons	1, 2, 3, 4, 5, 6, 7, 8	6-2
Octeus	Stephens	Davis	Edwards	Haas	12, 13, 15, 16, 17, 18, 19	2-5
Octeus	Mathias	Davis	Edwards	Haas	10, 11	1-1
Octeus	Thompson	Davis	Edwards	Haas	9	1-0
Octeus	Scott	Stephens	Davis	Haas	14	1-0
Octeus	Mathias	Davis	Edwards	Hammons	20, 21, 22, 23, 25	5-0
Octeus	Mathias	Davis	Smotherman	Hammons	24	0-1

Start Chart

Player	12	13	14	15	Tot.	Cons.	Record as Starter	Last Non-Start / Start
A.J. Hammons		27	25	14	66	6	34-32	Jan. 21, 2015 vs. Illinois (Non-Start)
Rapheal Davis		17	15	25	57	31	29-28	Feb. 20, 2014 vs. Michigan State (Non-Start)
Kendall Stephens			16	16	32		16-16	Jan. 21, 2015 vs. Illinois (Start)
Jon Octeus				25	25	25	16-9	March 23, 2013 vs. Louisville (Non-Start)
Vince Edwards				23	23	1	15-8	Feb. 7, 2015 vs. Minnesota (Non-Start)
Basil Smotherman			16	1	17		9-8	Feb. 7, 2015 vs. Minnesota (Start)
Isaac Haas				11	11		5-6	Jan. 21, 2015 vs. Illinois (Start)
Dakota Mathias				8	8	6	6-2	Jan. 21, 2015 vs. Illinois (Non-Start)
Bryson Scott			2	1	3		3-0	Dec. 31, 2014 vs. Minnesota (Start)
P.J. Thompson				1	1		1-0	Dec. 10, 2014 vs. Arkansas State (Start)

**P ▶ THE LAST TIME THAT****Individual - Scoring****Scored 20 Points:** 20 by Rapheal Davis vs. [20] Ohio State (2-4-15)**Scored 30 Points:** 32 by Terone Johnson vs. [7] Michigan (3-6-13)**Scored 40 Points:** 44 by Glenn Robinson vs. [13] Kansas (3-24-94)**Scored 50 Points:** 61 by Rick Mount vs. Iowa (2-28-70)**Two Players Had 20 Points:** 22 by Kendall Stephens; 21 by A.J. Hammons vs. Penn State (1-17-15)**Two Players Had 25 Points:** 26 by E'Twaun Moore, 25 by JaJuan Johnson vs. Oakland (11-21-10)**Two Players Had 30 Points:** 40 by Rick Mount, 31 by Billy Keller vs. Indiana (3-8-69)**Three Players Had 20 Points:** 29 by Mike Robinson, 25 by Brad Miller, 24 by Brian Cardinal vs. Louisiana-Monroe (11-20-97)**Four Players Had 15 Points:** 18 by Robbie Hummel, 18 by E'Twaun Moore, 16 by JaJuan Johnson, 15 by Chris Kramer vs. Minnesota (1-5-10)**Purdue / Opposing Player Had 30 Points:** 35 by Robbie Hummel, 32 by Evan Turner; Ohio State (1-12-10)**Scored in Double Figures in 10 Straight Games:** 13 by Ronnie Johnson (3-9-13 to 12-4-13)**Scored in Double Figures in 20 Straight Games:** 43 by JaJuan Johnson (2-24-10 to 3-20-11)**Scored in Double Figures in 30 Straight Games:** 43 by JaJuan Johnson (2-24-10 to 3-20-11)**Scored in Double Figures in 40 Straight Games:** 43 by JaJuan Johnson (2-24-10 to 3-20-11)**Scored in Double Figures in 50 Straight Games:** 55 by Glenn Robinson (12-29-92 to 3-26-94)**Individual - Double-Doubles****Double-Double:** 11 p, 10 r by A.J. Hammons vs. Minnesota (2-7-15)**Triple-Double:** 16 p, 16 r, 11 b by Joe Barry Carroll vs. Arizona (12-10-77)**20-10 Game:** 21 p, 12 r by A.J. Hammons vs. Penn State (1-17-15)**30-10 Game:** 35 p, 10 r by Robbie Hummel vs. Ohio State (1-12-10)**Back-to-Back 20-10 Games:** JaJuan Johnson -- 25 p, 11 r vs. Oakland (11-21-10); 21 p, 11 r vs. Austin Peay (11-23-10)**Double-Double in Points and Rebounds:** 11 p, 10 r by A.J. Hammons vs. Minnesota (2-7-15)**Double-Double in Points and Assists:** 10 p, 10 a by Lewis Jackson vs. [7] Ohio State (3-9-12)**Double-Double in Two Consecutive Games:** 2 by A.J. Hammons (3-2-14 to 3-5-14)**Double-Double in Three Consecutive Games:** 3 by Carl Landry (2-28-07 to 3-9-07)**Double-Double in Four Consecutive Games:** 4 by Glenn Robinson (12-21-93 to 1-5-94)**Double-Double in Five Consecutive Games:** 5 by John Garrett (1-2-75 to 1-13-75)**Two Players Recorded Double-Doubles:** 10 p, 10 r by Donnie Hale; 15 p, 12 r by A.J. Hammons vs. Penn State (2-5-13)**Three Players Recorded Double-Doubles:** 3 vs. Miami, Ohio (12-21-77)**Individual - Field Goals****Made 12 FGs in a Game:** 12 by Terone Johnson vs. [7] Michigan (3-6-13)**Made 13 FGs in a Game:** 13 by E'Twaun Moore vs. [2] Ohio State (2-20-11)**Made 14 FGs in a Game:** 15 by Glenn Robinson vs. [13] Kansas (3-24-94)**Made 15 FGs in a Game:** 15 by Glenn Robinson vs. [13] Kansas (3-24-94)**Attempted 20 FGs in a Game:** 22 by Terone Johnson vs. Santa Clara (3-25-13); 21 by Ronnie Johnson vs. Santa Clara (3-25-13)**Attempted 21 FGs in a Game:** 22 by Terone Johnson vs. Santa Clara (3-25-13); 21 by Ronnie Johnson vs. Santa Clara (3-25-13)**Attempted 22 FGs in a Game:** 22 by Terone Johnson vs. Santa Clara (3-25-13)**Attempted 23 FGs in a Game:** 23 by JaJuan Johnson vs. Iowa (3-5-11)**Attempted 24 FGs in a Game:** 24 by JaJuan Johnson vs. Virginia Tech (12-1-10)**Attempted 25 FGs in a Game:** 25 by Chad Austin vs. Penn State (2-21-98)**Attempted 30 FGs in a Game:** 33 by Glenn Robinson vs. [13] Kansas (3-24-94)**Individual - Three-Pointers****Made 6 3-pointers in a Game:** 6 by Kendall Stephens vs. Penn State (1-17-15)**Made 7 3-pointers in a Game:** 7 by D.J. Byrd vs. [3] Ohio State (2-7-12)**Made 8 3-pointers in a Game:** 8 by Ryne Smith vs. High Point (11-14-11)**Made 9 3-pointers in a Game:** Never**Attempted 10 3-pointers in a Game:** 12 by Kendall Stephens vs. Penn State (1-17-15)**Attempted 11 3-pointers in a Game:** 12 by Kendall Stephens vs. Penn State (1-17-15)**Attempted 12 3-pointers in a Game:** 12 by Kendall Stephens vs. Penn State (1-17-15)**Attempted 13 3-pointers in a Game:** 15 by Ryne Smith vs. High Point (11-14-11)**Attempted 14 3-pointers in a Game:** 15 by Ryne Smith vs. High Point (11-14-11)**Made a 3-pointer in 20 Straight Games:** 22 by Kendall Stephens (2-5-14 to present)**Made two 3-pointers in 10 Straight Games:** 11 by D.J. Byrd (12-15-12 to 1-27-13)**Made three 3-pointers in 5 Straight Games:** 5 by E'Twaun Moore (2-27-08 to 3-14-08)**Individual - Free Throws****Made 12 free throws in a Game:** 14 by Rapheal Davis vs. Missouri (11-25-14)**Made 13 free throws in a Game:** 14 by Rapheal Davis vs. Missouri (11-25-14)**Made 14 free throws in a Game:** 14 by Rapheal Davis vs. Missouri (11-25-14)**Made 15 free throws in a Game:** 15 by Carl Landry vs. South Alabama (11-22-05)**Attempted 15 free throws in a Game:** 18 by Rapheal Davis vs. Missouri (11-25-14)**Attempted 18 free throws in a Game:** 18 by Rapheal Davis vs. Missouri (11-25-14)**Attempted 20 free throws in a Game:** 21 by Brad Miller vs. Rhode Island (3-13-97)**Made all free throws (min. 10 attempts):** 10-of-10 by Rapheal Davis vs. Minnesota (12-31-14)**Individual - Rebounds****Grabbed 15 Rebounds:** 16 by A.J. Hammons vs. [3] Ohio State (12-31-13)**Grabbed 16 Rebounds:** 16 by A.J. Hammons vs. [3] Ohio State (12-31-13)**Grabbed 17 Rebounds:** 17 by JaJuan Johnson vs. Michigan State (2-27-11)**Grabbed 18 Rebounds:** 18 by Brad Miller vs. Ohio State (2-5-97)**Grabbed 19 Rebounds:** 20 by William Franklin vs. [20] Michigan (2-5-72)**Grabbed 20 Rebounds:** 20 by William Franklin vs. [20] Michigan (2-5-72)**Grabbed 8 Offensive Rebounds:** 9 by Ivan Kartelo vs. Chicago State (12-6-03)**Grabbed 12 Defensive Rebounds:** 14 by JaJuan Johnson vs. Michigan State (2-27-11)**Grabbed 10-Plus Rebounds in Two Consecutive Games:** 2 by A.J. Hammons (3-2-14 to 3-5-14)**Grabbed 10-Plus Rebounds in Three Consecutive Games:** 3 by JaJuan Johnson (1-1-10 to 1-9-10)**Two Players Had 10 Rebounds:** 2 vs. Minnesota (2-5-14); 14 by A.J. Hammons, 11 by Erick Peck**Individual - Assists****Dished Out 8 Assists:** 8 by Ronnie Johnson vs. Minnesota (2-5-14)**Dished Out 9 Assists:** 9 by Ronnie Johnson vs. Villanova (11-15-12)**Dished Out 10 Assists:** 10 by Lewis Jackson vs. [7] Ohio State (3-9-12)**Dished Out 11 Assists:** 12 by Austin Parkinson vs. Penn State (2-4-04)**Dished Out 12 Assists:** 12 by Austin Parkinson vs. Penn State (2-4-04)**Dished Out 5-plus assists in five straight games:** 6 by Lewis Jackson (2-12-12 to 3-4-12)**Dished Out 10-plus assists in two straight games:** 2 by Carson Cunningham (12-18-00 to 12-22-00)**Individual - Blocked Shots****5 Blocks:** 5 by A.J. Hammons vs. Minnesota (2-7-15)**6 Blocks:** 7 by A.J. Hammons vs. [20] Ohio State (2-4-15)**7 Blocks:** 7 by A.J. Hammons vs. [20] Ohio State (2-4-15)**8 Blocks:** 8 by A.J. Hammons vs. [22] Indiana (1-28-15)**Blocked 5-Plus Shots in Two Straight Games:** 2 (7 vs. Ohio State; 5 vs. Indiana) by A.J. Hammons (2-4-15 to present)**Individual - Steals****Grabbed 5 Steals:** 5 by E'Twaun Moore vs. IPFW (12-21-10)**Grabbed 6 Steals:** 6 by E'Twaun Moore vs. Arkansas-Pine Bluff (12-6-08)**Grabbed 7 Steals:** 7 by Brian Cardinal vs. South Carolina (12-22-98)**Individual - Minutes****Freshman Played 40 Minutes:** 41 by Vince Edwards vs. BYU (11-26-14)**Played Every Minute:** 40 by JaJuan Johnson vs. Minnesota (1-29-11)**Played Every Minute of an Overtime Game:** 45 by Bryant Dillon and Chris Lutz vs. Northwestern (1-25-06)**Freshman Played Every Minute of a Game:** 45 by Chris Lutz vs. Northwestern (1-25-06)

## ► THE LAST TIME THAT

### Individual - Fouls

**Technical Foul - Player:** Ronnie Johnson vs. Penn State (2-2-14)

**Technical Foul - Coach:** Matt Painter vs. Maryland (1-10-15)

**Fouled Out:** Raphael Davis vs. [20] Ohio State (2-4-15)

**Two Players Fouled Out:** 2; A.J. Hammons, Vince Edwards vs. North Florida (12-6-14)

**Three Players Fouled Out:** 3 vs. Oklahoma State (11-28-13)

**Four Players Fouled Out:** 4 vs. [4] North Carolina (12-29-86)

### Team - Scoring

**Won by 40 or More Points:** 41 (87-46) vs. Arkansas State (12-10-14)

**Won by 40 or More Points (Big Ten):** 44 (120-76) vs. Indiana (3-8-69)

**Lost by 20 or More Points:** 31 (63-94) vs. [21] Notre Dame (12-20-14)

**Lost by 30 or More Points:** 31 (63-94) vs. [21] Notre Dame (12-20-14)

**Scored 90 or More Points:** 109 vs. Central Connecticut State (11-13-13)

**Scored 100 or More Points:** 109 vs. Central Connecticut State (11-13-13)

**Scored 100 or More Points (Big Ten):** 107 (107-75) vs. Ohio State (2-7-98)

**Scored 100 or More Points in Consecutive Games:** 111 (111-112) vs. Iowa (2-11-74); 107 (107-80) vs. Wisconsin (2-16-74)

**Scored 90 or More Points and Lost:** 96 (96-104) vs. Iowa State (1-24-87)

**Scored 100 or More Points and Lost:** 111 (111-112) vs. Iowa (2-11-74)

**Scored 50 or Fewer Points:** 49 vs. Ohio State (2-8-14)

**Scored 50 or Fewer Points in Consecutive Games:** 48 (48-62) vs. Minnesota (2-25-99); 46 vs. [3] Michigan State (2-28-99)

**Scored 40 or Fewer Points:** 39 vs. Northwestern (2-11-04)

**Scored 50 or Fewer Points and Won:** 49 (49-45) vs. Iowa (2-14-09)

**Scored 60 Points in a Half:** 60 (2nd) vs. Penn State (3-2-02)

**Scored 50 Points in Both Halves:** (54-55) vs. Central Connecticut State (11-13-13)

**Scored 15 Points or Less in a Half:** 14 (1st) vs. Richmond (11-27-10)

**Scored 20 Points or Less in a Half:** 16 (1st) vs. Iowa (2-27-13)

**Allowed 90 or More Points:** 94 (63-94) vs. [21] Notre Dame (12-20-14)

**Allowed 100 or More Points:** 101 (87-101) vs. [6] Kentucky (12-3-96)

**Allowed 100 or More Points (Big Ten):** 106 (65-106) vs. [4] Indiana (1-28-92)

**Allowed 50 or Fewer Points:** 46 (87-46) vs. Arkansas State (12-10-14)

**Allowed 40 or Fewer Points:** 30 (82-30) vs. Grambling (11-20-14)

**Allowed 60 Points in a Half:** 62 (2nd) by Michigan State (1-25-89)

**Allowed 15 Points or Less in a Half:** 15 (2nd) by Grambling (11-20-14)

**Allowed 20 Points or Less in a Half:** 16 (1st) by Rutgers (2-12-15)

### Team - Shooting

**Shot 30.0 Percent or Lower From the Field:** .276 (16-58) vs. Northwestern (1-21-14)

**Shot 35.0 Percent or Lower From the Field and Won:** .319 (18-57) vs. Penn State (1-18-14)

**Shot 50.0 Percent or Higher From the Field and Lost:** .510 (25-49) vs. [4] Wisconsin (1-7-15)

**Shot 55.0 Percent From the Field:** .587 (27-46) vs. [22] Indiana (1-28-15)

**Shot 55.0 Percent From the Field in Consecutive Games:** .585 (31-53) vs. Wofford (11-19-05); .580 (29-50) vs. South Alabama (11-22-05)

**Shot 60.0 Percent From the Field:** .612 (30-49) vs. [22] Michigan 2-11-06)

**Shot 65.0 Percent From the Field:** .650 (39-60) vs. Ohio State (2-7-98)

**Shot 70.0 Percent From the Field:** .770 (47-61) vs. LIU Brooklyn (11-14-97)

**Shot 25.0 Percent or Lower From the Field in a Half:** .192 (1st) vs. Northwestern (3-9-14)

**Shot 70.0 Percent From the Field in a Half:** .714 (2nd) vs. Illinois (12-31-11)

**Shot 75.0 Percent From the Field in a Half:** .821 (2nd) vs. LIU Brooklyn (11-14-97)

**Shot 60.0 Percent From the Field in Both Halves:** (.640 / .636) vs. Minnesota (3-8-01)

**Shot 65.0 Percent From the Field in Both Halves:** (.727 / .821) vs. LIU Brooklyn (11-14-97)

**Opponent Shot 30.0 Percent or Lower From the Field:** .298 (17-57) by Arkansas State (12-10-14)

**Opponent Shot 30.0 Percent or Lower From the Field in Cons. Games:** .286 (16-56) by IPFW (12-8-14); .298 (17-57) by Arkansas State (12-10-14)

**Opponent Shot 60.0 Percent From the Field:** .609 (28-46) by Michigan (1-30-14)

**Opponent Shot 65.0 Percent From the Field:** .674 (29-43) by Loyola, Illinois (12-28-91)

**Opponent Shot 70.0 Percent From the Field:** Never

**Opponent Shot 65.0 Percent From the Field in Both Halves:** (.667 / .682) by Loyola, Illinois (12-28-91)

**Opponent Shot 25.0 Percent or Lower From the Field in a Half:** .222 (4-18; 1st) by Rutgers (2-12-15)

**Opponent Shot 70.0 Percent From the Field in a Half:** .810 (2nd) by Michigan (2-26-09)

**Opponent Shot 75.0 Percent From the Field in a Half:** .810 (2nd) by Michigan (2-26-09)

### Team - Three-Pointers

**Made 0 Three-Pointers:** 0 vs. Penn State (2-5-13)

**Made 10 Three-Pointers:** 11 vs. Minnesota (2-7-15)

**Made 12 Three-Pointers:** 12 vs. [7] Ohio State (3-9-12)

**Made 15 Three-Pointers:** 16 vs. Ohio State (2-7-98)

**Made 12 or More Three-Pointers in Consecutive Games:** 13 vs. Nebraska (3-8-12); 12 vs. [7] Ohio State (3-9-12)

**Attempted 5 or Fewer Three-Pointers:** 5 vs. [4] Wisconsin (1-7-15)

**Attempted 10 or Fewer Three-Pointers:** 9 vs. Northwestern (1-31-15)

**Attempted 25 Three-Pointers:** 25 vs. Penn State (1-17-15)

**Attempted 30 Three-Pointers:** 34 vs. Coppin State (11-26-11)

**Made 50.0 Percent of Three-Pointers:** .500 (7-of-14) vs. [13] Michigan State (2-20-14)

**Made 60.0 Percent of Three-Pointers:** .636 (7-of-11) vs. Western Illinois (3-20-13)

### Team - Free Throws

**Made 30 Free Throws:** 33 vs. Missouri (11-25-14)

**Made 35 Free Throws:** 35 vs. [9] Illinois (1-9-02)

**Made 40 Free Throws:** 41 vs. Northwestern (2-8-69)

**Made All of Its Free Throw Attempts:** 13-of-13 vs. Minnesota (1-13-11)

**Attempted 40 Free Throws:** 43 vs. Missouri (11-25-14)

**Attempted 45 Free Throws:** 46 vs. [9] Illinois (1-9-02)

**Attempted 50 Free Throws:** 51 vs. Minnesota (2-16-91)

**Attempted 5 or Fewer Free Throws:** 5 vs. Minnesota (2-7-15)

**Attempted 0 Free Throws in a Half:** 0 (2nd) vs. Minnesota (2-7-15)

**Shot 40.0 Percent or Less From the Free Throw Line:** .400 (2-of-5) vs. Ohio State (2-8-14)

### Team - Assists

**Had 5 or Fewer Assists:** 5 vs. Nebraska (2-23-14)

**Had 25 Assists:** 26 vs. IPFW (12-21-10)

**Had 30 Assists:** 30 vs. Alcorn State (11-17-10)

**Had 3.00 Assist:Turnover Ratio:** 3.17 (19:6) vs. [25] Iowa (1-24-15)

### Team - Turnovers

**Had 6 or Fewer Turnovers:** 6 vs. [25] Iowa (1-24-15)

**Had 20 or More Turnovers:** 23 vs. Minnesota (2-7-15)

**Forced 6 or Fewer Turnovers:** 6 vs. Northwestern (3-9-14)

**Forced 20 or More Turnovers:** 27 by Grambling (11-20-14)

### Team - Rebound Margin

**Had Plus-20 Rebound Margin:** +22 (44-22) vs. Michigan (1-3-15)

**Had Plus-25 Rebound Margin:** +25 (48-23) vs. Northwestern (2-24-13)

**Had Minus-20 Rebound Margin:** -21 (27-48) vs. [3] Duke (3-26-10)

**Had Minus-25 Rebound Margin:** -26 (20-46) vs. [10] Michigan State (2-28-10)

### Team - Close Games

**Game Decided by One Point:** L, 76-77 (ot) vs. [16] Michigan (2-26-14)

**Game Decided by Two Points or Less:** W, 60-58 vs. [20] Ohio State (2-4-15)

**Game Decided by Three Points or Less:** W, 60-58 vs. [20] Ohio State (2-4-15)

**Two Consecutive Games Decided by Three Points or Less:** W, 65-64 vs. Penn State (1-18-14); L, 60-63 (2 ot) vs. Northwestern (1-21-14)

**Made a Last-Second Shot to Win:** A.J. Hammons vs. BYU (11-26-14)

**Lost on a Last-Second Shot:** Glenn Robinson III, Michigan (2-26-14)

### Team - Overtime

**Played an Overtime Game:** W, 84-77 (1 ot) vs. Penn State (1-17-15)

**Played a Two-Overtime Game:** W, 77-74 (3 ot) vs. Minnesota (2-5-14)

**Played a Three-Overtime Game:** W, 77-74 (3 ot) vs. Minnesota (2-5-14)

**Played a Four-Plus Overtime Game:** L, 56-59 (6 ot) vs. Minnesota (1-29-55)

**Played Consecutive Overtime Games:** L, 72-74 (ot) vs. Illinois (1-8-92); W, 77-69 (ot) vs. Iowa (1-11-92)

### Team - Comebacks

**Came Back From 10 Down in the Second Half to Win:** W, 72-68 vs. Minnesota (12-31-14; trailed 38-25 w/ 18:56 left)

**Came Back From 15 Down in the Second Half to Win:** W, 68-63 vs. Siena (12-1-13; trailed 48-32 w/ 17:56 left)

**Gave Up a 10-Point Lead in the Second Half to Lose:** L, 70-73 vs. North Florida (12-6-14; led 38-28 w/ 18:59 left)

**Gave Up a 15-Point Lead in the Second Half to Lose:** L, 63-66 vs. [11] Xavier (12-3-11; led 55-36 w/ 10:44 left)

### Team - Ranked Games

**Beat The No. 1-Ranked Team:** W, 72-69 vs. [1] Arizona (11-25-00)

**Beat a Top-5 Ranked Team:** W, 76-63 vs. [2] Ohio State (2-20-11)

**Beat a Top-5 Ranked Team on the Road:** W, 95-94 vs. [3] Michigan (3-6-94)

**Beat a Top-10 Ranked Team:** W, 76-63 vs. [2] Ohio State (2-20-11)

**Beat a Top-10 Ranked Team on the Road:** W, 60-57 vs. [9] Ohio State (2-17-10)

**Beat a Top-25 Team:** W, 60-58 vs. [20] Ohio State (2-4-15)

**Beat a Top-25 Ranked Team on the Road:** W, 69-56 vs. [17] Wisconsin (3-3-13)

**PURDUE  
SAMFORD****80  
40**

GAME 01 | Nov. 14, 2014 | Mackey Arena (10,430)

Samford	fg-a	3p-a	ft-a	reb	pf	tp	a	b	s	min
35 Hood	2-8	1-3	2-2	1	3	7	0	0	0	21
25 Bradley	2-6	0-0	2-4	4	4	6	0	2	0	16
2 Hayman	0-3	0-0	0-1	3	2	0	1	0	0	14
10 Cunningham	4-10	0-2	2-2	5	2	10	2	2	0	30
15 Jones-Gibson	0-6	0-3	0-0	0	1	0	2	2	0	1
0 Enechionya	2-7	1-4	0-0	0	2	5	0	0	0	10
1 Roberts	0-3	0-2	0-0	1	0	0	0	0	0	10
4 Johnson	0-0	0-0	0-0	0	0	0	0	2	0	12
5 Shabazz	3-10	1-4	0-0	3	4	7	0	3	1	1
11 Taylor	1-7	0-1	0-0	6	1	2	2	1	0	4
24 Smith	0-2	0-1	0-0	1	1	0	2	0	0	10
55 Peters	1-4	0-0	1-2	3	4	3	0	0	1	0
TEAM				7						

**TOTALS** 15-66 3-20 7-11 34 24 40 9 12 2 8 200

Purdue	fg-a	3p-a	ft-a	reb	pf	tp	a	b	s	mp
12 Edwards	5-7	2-3	1-1	8	2	13	2	1	0	0
20 Hammons	2-5	0-2	1-2	3	1	5	3	2	4	1
0 Octeus	2-3	0-0	0-0	4	3	4	2	2	0	1
21 Stephens	3-5	3-4	1-2	2	0	10	1	0	0	1
35 Davis	5-8	1-3	2-3	2	1	13	3	1	0	0
1 Scott	2-3	1-1	2-4	1	2	7	1	2	1	1
2 McKeeman	0-0	0-0	0-0	0	0	0	0	0	0	0
3 Thompson	0-2	0-2	0-0	0	1	0	3	1	0	2
5 Smotherman	0-1	0-1	2-4	5	2	2	2	2	0	0
11 Toyra	0-0	0-0	2-4	1	1	2	0	1	0	0
23 Taylor	3-4	0-1	1-2	3	1	7	0	2	2	0
24 Brown	0-1	0-0	0-0	0	1	0	0	1	0	0
31 Mathias	2-4	2-4	0-0	4	0	6	3	0	0	0
44 Haas	2-4	0-0	7-9	8	1	11	1	0	2	1
TEAM				4						1

**TOTALS** 26-47 9-21 19-31 45 16 80 21 16 9 6 200

Samford	1st	2nd	ot	tot	F	fg%	3p%	ft%
Samford	16	24	--	--	40	.227	.150	.636
Purdue	43	37	--	--	80	.553	.429	.613

Officials: Tim Stewart, Lewis Garrison, Rob Kueneman

Records: Samford (0-1); Purdue (1-0)

Technical Fouls: None

**PURDUE  
IUPUI****77  
57**

GAME 02 | Nov. 16, 2014 | Mackey Arena (11,466)

IUPUI	fg-a	3p-a	ft-a	reb	pf	tp	a	b	s	min
15 Williams	2-5	0-0	0-0	5	4	4	0	0	0	2
11 James	1-2	0-0	2-2	1	4	4	0	2	0	0
1 Najee	0-2	0-1	0-0	2	3	0	0	2	0	0
2 Archie	0-0	0-0	0-0	0	1	0	0	2	0	0
22 Barksdale	2-4	0-1	1-3	4	0	5	2	3	0	0
5 Svee	5-9	4-7	0-0	0	2	14	0	2	0	0
10 McCallum	0-0	0-0	2-3	0	1	2	1	0	0	0
12 Stanback	0-1	0-1	0-0	1	5	0	0	1	0	1
14 Ray	0-2	0-0	0-0	0	1	0	0	1	0	0
25 Boutte	2-12	1-5	3-3	1	4	8	6	3	0	3
32 McCall	4-5	1-1	5-6	6	3	14	0	2	0	0
45 Brennan	3-4	0-0	0-0	5	4	6	1	2	0	1
TEAM				2						1

**TOTALS** 19-46 6-16 13-17 27 32 57 10 21 0 7 200

Purdue	fg-a	3p-a	ft-a	reb	pf	tp	a	b	s	mp
12 Edwards	11-16	2-5	2-3	8	1	26	0	3	1	31
20 Hammons	2-6	0-0	2-6	4	3	6	2	4	4	0
0 Octeus	1-4	0-1	4-5	3	2	6	4	1	1	1
21 Stephens	6-11	6-9	6-6	4	2	24	1	2	0	2
35 Davis	1-3	0-0	0-0	1	3	2	2	0	0	1
1 Scott	1-6	0-1	3-4	2	2	5	0	3	0	2
3 Thompson	0-0	0-0	0-0	1	2	0	1	1	0	1
5 Smotherman	0-0	0-0	0-1	0	0	0	0	0	0	1
23 Taylor	0-0	0-0	0-0	2	0	0	0	0	0	0
31 Mathias	1-2	0-1	0-0	0	0	2	4	0	0	0
44 Haas	2-2	0-0	2-6	1	3	6	1	0	0	0
TEAM				4						

**TOTALS** 25-50 8-17 19-31 30 18 77 14 15 8 9 200

IUPUI	1st	2nd	ot	tot	F	fg%	3p%	ft%
IUPUI	38	19	--	--	57	.413	.375	.765
Purdue	48	29	--	--	77	.500	.471	.613

Officials: Terry Wymer, Glenn "Buddy" Mayborg, Doran Gotschall

Records: IUPUI (0-2); Purdue (2-0)

Technical Fouls: None

**PURDUE  
GRAMBLING****82  
30**

GAME 03 | Nov. 20, 2014 | Mackey Arena (10,021)

Grambling	fg-a	3p-a	ft-a	reb	pf	tp	a	b	s	min
2 Freeman	0-5	0-0	0-2	8	1	0	1	5	0	0
4 McElwain	0-3	0-0	2-2	1	4	2	0	0	0	0
0 Brown	0-1	0-0	0-2	2	2	0	0	0	0	1
1 Shine	4-9	3-5	0-0	0	2	11	0	3	0	0
10 Cormier	1-4	0-1	0-0	2	3	2	1	5	0	0
3 Marshall	1-5	0-4	0-0	3	0	2	0	3	0	0
5 Aggyeman-Budu	1-1	1-1	0-0	0	0	3	0	2	0	0
11 Altheimer	0-1	0-0	0-2	1	0	0	0	0	0	0
12 Williams	3-4	0-0	0-0	3	1	6	0	0	0	0
22 Lowe	0-2	0-1	0-0	1	0	0	0	2	0	0
23 Patterson	0-2	0-2	1-2	1	0	1	0	1	0	0
24 Gary	1-2	0-0	1-2	0	3	3	1	2	0	0
TEAM				4						3

**TOTALS** 11-41 4-15 4-12 27 19 30 4 27 0 1 200

Purdue	fg-a	3p-a	ft-a	reb	pf	tp	a	b	s	mp
12 Edwards	1-4	0-0	0-0	6	2	2	3	1	0	2
20 Hammons	3-5	0-0	0-0	7	1	6	0	3	2	1
0 Octeus	3-4	0-0	1-3	2	2	7	2	1	0	1
21 Stephens	2-6	1-5	1-1	0	1	6	2	2	0	0
35 Davis	4-5	1-2	0-0	1	2	9	2	2	0	0
1 Scott	2-5	0-0	4-6	1	0	8	2	0	0	3
2 McKeeman	0-0	0-0	0-0	0	0	0	0	0	0	0
3 Thompson	2-8	2-7	0-0	2	0	6	4	5	0	2
5 Smotherman	2-6	0-1	0-0	6	3	4	5	1	0	1
11 Toyra	0-0	0-0	0-0	0	0	0	0	0	0	0
23 Taylor	2-3	1-1	0-0	2	0	5	2	3	0	1
24 Brown	1-2	1-2	0-0	2	1	3	0	0	0	0
31 Mathias	3-7	3-7	0-0	5	2	9	0	0	0	0
44 Haas	6-8	0-0	5-7	6	2	17	2	0	1	0
TEAM				1						

**TOTALS** 31-63 9-25 11-17 41 16 82 24 13 3 11 200

Grambling	1st	2nd	ot	tot	F	fg%	3p%	ft%
Grambling	15	15	--	--	30	.268	.267	.333
Purdue	37	45	--	--	82	.492	.360	.647

Officials: Paul Szecel, Kelly Pfeifer, Edwin Young

Records: Grambling (1-2); Purdue (3-0)

Technical Fouls: None

**PURDUE  
KANSAS STATE****79  
88**

GAME 04 | Nov. 24, 2014 | Lahaina Civic Center (2,400)

Purdue	fg-a	3p-a	ft-a	reb	pf	tp	a	b	s	mp
12 Edwards	2-5	0-2	0-0	4	3	4	1	0	2	0
20 Hammons	3-4	0-0	0-0	2	4	6	1	1	0	0
0 Octeus	4-6	1-1	3-3	2	1	12	6	2	0	0
21 Stephens	7-15	5-11	2-3	3	1	21	3	1	2	1
35 Davis	0-2	0-1	0-0	2	1	0	3	2	0	0
1 Scott	2-3	0-0	2-4	1	0	6	2	1	0	0
3 Thompson	1-1	1-1	0-0	1	4	3	0	1	0	0
5 Smotherman	1-2	1-2	0-0	0	0	3	1	0	0	0
23 Taylor	0-1	0-1	0-0	2	0	0	0	1	1	0
31 Mathias	1-3	1-3	2-2	0	3	5	2	2	0	0
44 Haas	7-9	0-0	5-8	6	3	19	0	1	0	0
TEAM				4						1

**TOTALS** 28-51 9-22 14-20 27 20 79 19 13 5 3 200

Kansas State	fg-a	3p-a	ft-a	reb	pf	tp	a	b	s	min
11 Williams	4-9	0-0	2-3	2	2	10	2	0	0	0
42 Gipson	4-4	0-0	1-1	0	3	9	0	1	0	0
1 Thomas	1-2	0-1	4-6	6	2	6	3	2	0	2
2 Foster	9-14	5-8	1-2	3	4	24	2	2	0	1
25 Iwundu	4-7	0-1	2-4	6	0	10	3	1	2	1
5 T. Harris	2-5	2-4	0-0	0	0	8	0	1	0	1
10 M. Harris	0-2	0-0	1-2	2	1	1	3	0	0	0
14 Edwards	0-2	0-2	0-2	2	1	0	0	0	0	1
11 Bolden	0-1	0-0	0-0	1	1	0	0	1	0	0
23 Johnson	3-6	0-2	3-4	1	0	9	4	0	0	3
41 Hurt	4-8	0-0	3-4	5	4	11	1	0	0	0
TEAM				5						1

**TOTALS** 32-60 7-18 17-28 33 18 88 18 9 2 9 200

Purdue	1st	2nd	ot	tot	F	fg%	3p%	ft%
Purdue	24	55	--	--	79	.549	.409	.700
Kansas State	39	49	--	--	88	.533	.389	.607

Officials: Verne Harris, Mike Sypers, Ryan Wells

Records: Purdue (3-1); Kansas State (4-0)

Technical Fouls: Kansas State - Foster

**PURDUE  
MISSOURI****82  
61**

GAME 05 | Nov. 25, 2014 | Lahaina Civic Center (2,400)

Purdue	fg-a	3p-a	ft-a	reb	pf	tp	a	to	b	s	mp
12 Edwards	1-3	0-2	4-4	5	2	6	2	0	1	0	22
20 Hammons	3-7	0-1	6-6	6	4	12	0	2	3	0	18
0 Oteus	2-3	0-0	4-4	6	1	8	4	2	0	1	21
21 Stephens	3-7	3-5	0-0	3	4	9	0	1	0	0	17
35 Davis	4-7	0-1	14-18	3	1	22	0	1	0	2	29
1 Scott	1-1	0-0	0-0	0	2	2	1	1	0	1	11
2 McKeeman	0-1	0-0	0-0	0	0	0	0	0	0	0	1
3 Thompson	1-1	0-0	5-6	1	1	7	2	0	0	1	22
5 Smotherman	2-8	0-2	0-0	3	0	4	1	1	2	1	17
11 Toyra	0-1	0-0	0-0	0	0	0	0	2	0	0	2
23 Taylor	0-1	0-0	0-0	3	0	0	0	0	0	0	2
31 Mathias	2-3	2-3	0-0	1	3	6	1	0	0	0	18
44 Haas	3-4	0-0	0-5	8	2	6	1	5	2	0	0

# GAME 26 | PURDUE vs. NEBRASKA | FEBRUARY 15, 2015

	<b>PURDUE</b>	<b>66</b>
	<b>NC STATE</b>	<b>61</b>

GAME 07 | Dec. 2, 2014 | Mackey Arena (12,023)

NC State	fg-a	3p-a	ft-a	reb	pf	tp	a	b	s	min
10 Freeman	0-1	0-0	2-2	3	4	2	1	2	0	1 26
21 Anya	2-3	0-0	4-4	5	4	8	0	3	1	0 23
1 Lacey	6-10	3-6	0-3	2	1	15	3	0	0	1 33
12 Barber	2-6	0-0	2-5	2	2	6	2	1	0	0 31
22 Turner	2-6	1-3	0-0	3	4	5	2	2	0	0 30
0 Abu	0-0	0-0	0-0	1	0	0	1	0	0	0 4
14 Ca. Martin	2-6	0-1	3-3	2	2	7	2	1	0	2 22
15 Co. Martin	0-2	0-0	1-2	1	0	1	0	0	0	0 3
32 Washington TEAM	8-15	1-1	0-0	9	2	17	0	0	2	0 28

TOTALS 22-49 5-11 12-19 31 19 61 11 9 3 4 200

Purdue	fg-a	3p-a	ft-a	reb	pf	tp	a	b	s	mp
12 Edwards	6-8	3-4	1-3	9	1	16	2	3	0	0 33
20 Hammons	6-10	0-1	3-4	5	1	15	0	3	2	0 24
0 Ocutus	0-2	0-1	0-0	4	4	0	1	0	0	1 20
21 Stephens	2-11	1-4	4-6	2	2	9	2	1	0	0 26
35 Davis	1-8	0-2	1-2	4	3	3	6	2	0	2 37
3 Thompson	1-4	1-3	0-0	3	3	3	4	0	0	0 22
5 Smotherman	0-0	0-0	0-0	0	1	0	0	1	0	0 7
31 Mathias	2-6	2-5	1-2	2	1	7	1	0	0	0 15
44 Haas	4-7	0-0	5-5	7	1	13	0	0	0	0 16
TEAM				1						

TOTALS 22-56 7-20 15-22 37 17 66 16 10 2 3 200

1st	2nd	ot	2ot	F	fg%	3p%	ft%
NC State	34	27	--	--	61	.449	.455
Purdue	36	30	--	--	66	.393	.350

Officials: Gene Statoreto, Lamont Simpson, Bill Ek  
Records: NC State (6-1); Purdue (6-1)  
Technical Fouls: None

	<b>PURDUE</b>	<b>70</b>
	<b>NORTH FLORIDA</b>	<b>73</b>

GAME 08 | Dec. 6, 2014 | Mackey Arena (11,038)

North Florida	fg-a	3p-a	ft-a	reb	pf	tp	a	b	s	min
2 Beech	4-9	3-7	0-0	8	4	11	2	4	0	0 30
35 Davenport	3-9	0-1	1-5	4	2	7	1	3	1	3 30
33 Banks	1-4	0-0	0-0	0	5	2	1	0	0	0 12
0 Nesbitt	3-4	1-1	5-9	6	2	12	3	2	2	1 35
14 Moore	8-18	5-8	3-4	5	0	24	4	3	0	1 36
11 Mackey	0-3	0-2	0-0	2	1	0	1	0	0	0 24
12 Bodager	0-1	0-1	0-0	0	0	0	1	0	0	0 7
32 Daniels TEAM	6-11	1-2	4-7	8	2	17	2	3	1	2 26

TOTALS 25-59 10-22 13-25 39 16 73 15 15 4 7 200

Purdue	fg-a	3p-a	ft-a	reb	pf	tp	a	b	s	mp
12 Edwards	2-8	1-4	0-1	7	5	5	2	2	0	1 31
20 Hammons	7-15	0-0	2-4	7	5	16	1	2	5	1 23
0 Ocutus	4-9	0-0	1-2	10	4	9	2	1	1	0 21
21 Stephens	2-7	2-6	4-4	4	0	10	4	3	0	2 26
35 Davis	2-6	0-2	1-2	2	1	5	2	2	0	0 17
1 Scott	1-3	0-0	0-0	3	1	2	4	1	0	2 16
3 Thompson	3-9	1-4	0-0	2	1	7	1	1	0	1 27
5 Smotherman	1-1	0-0	0-0	2	2	2	0	0	0	0 8
31 Mathias	0-6	0-3	0-0	3	0	0	0	1	0	0 16
44 Haas	7-10	0-0	0-3	6	3	14	0	1	0	1 15
TEAM				4						

TOTALS 29-74 4-19 8-16 50 22 70 18 14 6 8 200

1st	2nd	ot	2ot	F	fg%	3p%	ft%
North Florida	28	45	--	--	73	.424	.455
Purdue	36	34	--	--	70	.392	.211

Officials: Paul Szelc, Larry Sciroto, Brooks Wells  
Records: North Florida (6-3); Purdue (6-2)  
Technical Fouls: None

	<b>PURDUE</b>	<b>63</b>
	<b>IPFW</b>	<b>43</b>

GAME 09 | Dec. 8, 2014 | Mackey Arena (10,007)

IPFW	fg-a	3p-a	ft-a	reb	pf	tp	a	b	s	min
44 Reed	2-11	1-2	2-2	6	2	7	3	3	0	1 31
54 Forbes	3-11	0-0	3-6	7	4	9	2	3	0	2 20
0 Evans	2-8	1-5	0-0	8	1	5	2	2	0	0 36
11 McCray	2-9	1-5	0-2	2	1	5	2	4	1	2 27
53 Edwards	5-11	1-2	1-2	1	1	12	3	0	0	1 37
10 Landis	0-1	0-1	0-0	1	0	0	0	0	0	0 24
12 Calder	0-1	0-0	0-0	0	0	0	0	0	0	0 3
32 Gunjina	0-0	0-0	0-0	1	0	0	0	0	0	0 5
50 Calhoun TEAM	2-4	0-0	1-3	3	5	5	0	1	0	0 17

TOTALS 16-56 4-15 7-15 36 14 43 12 14 1 6 200

Purdue	fg-a	3p-a	ft-a	reb	pf	tp	a	b	s	mp
12 Edwards	3-7	0-2	0-0	4	1	6	4	1	1	0 33
44 Haas	3-6	0-0	4-4	5	2	10	0	3	1	0 18
0 Ocutus	3-7	0-1	0-0	9	2	6	3	2	0	2 29
3 Thompson	1-3	0-1	0-0	2	0	2	1	0	1	0 20
35 Davis	2-3	0-0	3-3	1	0	7	2	1	2	1 19
1 Scott	0-1	0-0	0-0	2	5	0	2	1	0	0 13
5 Smotherman	0-0	0-0	0-0	0	2	0	0	1	0	0 7
20 Hammons	6-14	0-0	1-4	12	1	13	1	1	5	1 22
21 Stephens	5-11	3-7	0-0	2	2	13	2	1	0	1 22
31 Mathias	2-6	2-6	0-0	1	1	6	2	2	0	0 17
TEAM				4						

TOTALS 25-58 5-17 8-11 42 16 63 18 13 10 6 200

1st	2nd	ot	2ot	F	fg%	3p%	ft%
IPFW	19	24	--	--	43	.286	.267
Purdue	35	28	--	--	63	.431	.294

Officials: D.J. Carstensen, Pat Driscoll, Brett Gearhart  
Records: IPFW (5-3); Purdue (7-2)  
Technical Fouls: None

	<b>PURDUE</b>	<b>87</b>
	<b>ARKANSAS STATE</b>	<b>46</b>

GAME 10 | Dec. 10, 2014 | Mackey Arena (9,964)

Arkansas State	fg-a	3p-a	ft-a	reb	pf	tp	a	b	s	min
14 Downs	0-3	0-0	0-0	2	5	0	1	0	0	0 10
24 Livingston	5-13	1-2	1-2	4	3	12	0	4	0	0 33
1 Golden	3-13	1-8	2-2	2	3	9	2	2	1	4 35
5 Hardwick	2-7	0-0	4-4	1	0	8	3	5	0	1 26
12 Gardner	1-6	0-3	0-0	2	5	2	1	1	0	0 23
0 Macklien	2-3	0-0	0-0	0	0	4	2	1	0	0 17
4 Pierre	0-0	0-0	0-0	0	0	0	0	0	0	0 2
11 Waters	0-0	0-0	0-0	0	0	0	0	0	0	0 3
13 Foster	0-2	0-1	0-0	3	2	0	2	2	0	0 17
25 White	0-1	0-0	1-2	3	1	0	0	0	0	0 10
33 Bocoum TEAM	4-9	0-0	2-4	10	1	10	0	2	1	0 24

TOTALS 17-57 2-14 10-14 31 22 46 11 17 2 5 200

Purdue	fg-a	3p-a	ft-a	reb	pf	tp	a	b	s	mp
12 Edwards	3-5	0-2	0-0	5	1	6	5	1	0	0 18
44 Haas	2-6	0-0	2-5	5	1	6	1	3	2	0 18
0 Ocutus	2-3	1-2	4-4	1	2	9	1	0	0	0 17
31 Mathias	3-5	1-2	3-3	3	0	10	0	0	0	2 17
35 Davis	3-6	0-1	3-6	3	2	9	4	1	0	0 18
1 Scott	4-7	0-1	0-0	3	0	8	4	1	1	1 17
2 McKeeman	0-0	0-0	0-0	0	1	0	0	1	0	0 4
3 Thompson	2-3	1-2	0-0	2	1	5	2	0	0	0 19
5 Smotherman	1-4	0-3	1-2	4	1	3	0	0	0	0 22
11 Toyra	0-1	0-1	0-0	1	0	0	0	0	0	0 5
20 Hammons	3-7	0-1	4-6	5	2	10	2	0	1	0 17
21 Stephens	6-9	6-7	0-0	1	0	18	2	3	3	1 19
23 Taylor	0-2	0-1	1-2	0	0	1	0	0	1	0 5
24 Brown TEAM	1-1	0-0	0-0	3	1	2	0	0	0	1 4

TOTALS 30-59 9-23 18-28 41 12 87 21 10 8 5 200

1st	2nd	ot	2ot	F	fg%	3p%	ft%
Arkansas State	18	28	--	--	46	.298	.143
Purdue	52	35	--	--	87	.508	.391

Officials: Verne Harris, Mike Scypers, Ryan Wells  
Records: Purdue (3-1); Kansas State (4-0)  
Technical Fouls: Kansas State - Foster

	<b>PURDUE</b>	<b>71</b>
	<b>VANDERBILT</b>	<b>81</b>

GAME 11 | Dec. 13, 2014 | Memorial Gymnasium (9,565)

Purdue	fg-a	3p-a	ft-a	reb	pf	tp	a	b	s	mp
12 Edwards	4-6	1-2	0-0	3	4	9	1	2	0	0 27
44 Haas	5-8	0-0	3-8	7	2	13	0	2	1	0 20
0 Ocutus	1-5	1-2	1-2	3	5	4	1	1	0	0 21
31 Mathias	0-1	0-0	0-0	0	3	0	1	1	0	0 14
35 Davis	7-9	0-0	1-1	3	0	15	1	1	0	3 33
1 Scott	4-9	0-1	2-2	2	2	10	2	1	1	1 19
3 Thompson	0-1	0-1	0-0	0	2	0	0	0	0	0 11
5 Smotherman	2-3	0-0	0-0	1	1	4	0	0	0	0 11
20 Hammons	1-5	0-0	3-4	5	2	5	0	2	3	0 20
21 Stephens	2-8	1-5	6-6	3	2	11	1	2	0	1 24
TEAM				2						

TOTALS 26-55 3-11 16-23 29 23 71 7 12 5 5 200

Vanderbilt	fg-a	3p-a	ft-a	reb	pf	tp	a	b	s	min
3 Kornet	0-0	0-0	0-0	2	4	0	0	0	2	0 23
11 Roberson	2-3	2-2	0-0	3	4	6	1	0	0	0 22
30 Jones	6-14	0-1	3-5	5	3	15	0	5	2	1 31
4 Baldwin IV	1-3	1-2	0-0	3	2	3	6	1	0	1 26
13 LaChance	9-13	3-4	5-5	1	0	26	2	1	0	0 34
0 Mitchell	2-4	0-1	3-6	1	1	7	6	1	0	0 20
5 Fisher-Davis	3-4	3-4	0-0	3	1	9	1	1	0	0 18
10 Watkins	0-0	0-0	0-0	0	0	0	0	0	0	0 +-
12 McGloin	0-0	0-0	0-0	0	0	0	0	0	0	0 0+
35 Siakam	4-5	0-0	4-5	5	2	12	1	3	0	1 18
40 Henderson	1-2	0-0	1-2	0	4	3	0	0	0	1 8
TEAM				2			2			

**PURDUE  
GARDNER-WEBB****84  
89**

GAME 13 | Dec. 22, 2014 | Mackey Arena (8,835)

Gardner-Webb	fg-a	3p-a	ft-a	reb	pf	tp	a	b	s	min
34 Hill	11-17	3-5	6-13	9	3	31	2	6	0	1 37
20 Nelson	4-6	0-0	3-4	5	4	11	1	0	1	1 18
2 Strange	6-9	5-6	1-2	4	2	18	10	2	1	1 39
15 Davis	5-6	3-3	0-0	0	1	13	1	0	0	1 22
23 Burbage	2-7	1-3	0-0	1	4	5	0	0	0	1 29
4 McBride	0-3	0-2	3-4	2	2	3	4	3	0	0 22
5 Poston	1-4	1-4	0-0	1	0	3	3	1	1	0 19
24 Ivey	2-4	1-2	0-0	2	1	5	0	1	0	0 12
33 Hensley	0-0	0-0	0-0	0	0	0	0	0	0	0 2
TEAM				3						

**TOTALS** 31-56 14-25 13-23 27 17 89 21 13 3 5 200

Purdue	fg-a	3p-a	ft-a	reb	pf	tp	a	b	s	mp
12 Edwards	3-5	1-1	1-1	4	2	8	4	1	0	0 21
44 Haas	6-9	0-0	0-2	4	5	12	1	3	0	0 11
0 Octeus	3-4	2-3	5-6	3	2	13	2	0	0	1 32
21 Stephens	0-5	0-4	0-0	4	1	0	0	1	0	0 20
35 Davis	6-10	0-1	1-2	12	1	13	1	1	0	2 32
1 Scott	2-7	0-1	9-10	3	2	13	1	1	0	2 13
3 Thompson	3-7	1-5	0-0	2	3	7	2	0	0	1 21
5 Smotherman	3-5	0-0	0-0	0	1	6	1	1	1	2 17
20 Hammons	6-15	0-0	0-0	7	2	12	1	4	3	0 22
31 Mathias	0-1	0-0	0-0	0	1	0	1	0	0	1 11
TEAM				2						

**TOTALS** 32-68 4-15 16-21 41 20 84 14 12 4 9 200

	1st	2nd	ot	tot	F	fg%	3p%	ft%
Gardner-Webb	38	51	--	--	89	.554	.560	.565
Purdue	38	46	--	--	84	.471	.267	.762

Officials: John Higgins, Bill Ek, Lewis Garrison

Records: Gardner-Webb (8-5); Purdue (8-5)

Technical Fouls: None

**PURDUE  
MINNESOTA****72  
68**

GAME 14 | Dec. 31, 2014 | Mackey Arena (10,018)

Minnesota	fg-a	3p-a	ft-a	reb	pf	tp	a	b	s	min
15 Walker	6-9	0-0	1-2	7	4	13	1	3	0	3 23
24 King	4-6	3-4	2-2	1	4	13	3	3	2	0 37
1 Hollins	2-10	1-3	2-2	4	2	7	1	1	0	0 32
4 Mathieu	4-9	2-2	1-2	5	3	11	1	4	0	1 34
11 Morris	3-7	0-1	4-6	5	2	10	5	1	0	1 28
2 Mason	4-9	2-5	2-4	3	2	12	2	0	0	1 26
21 Konate	0-0	0-0	0-0	1	2	0	0	1	0	0 4
23 Buggs	0-1	0-1	0-0	0	0	0	0	0	0	0 3
55 Eliason	0-2	0-0	2-2	2	3	2	2	0	1	0 13
TEAM				3						

**TOTALS** 23-53 8-16 14-20 31 22 68 15 13 3 6 200

Purdue	fg-a	3p-a	ft-a	reb	pf	tp	a	b	s	mp
44 Haas	2-4	0-0	2-3	3	0	6	0	1	1	0 17
0 Octeus	3-6	0-0	4-6	4	1	10	4	2	0	1 35
1 Scott	0-3	0-0	0-0	4	2	0	1	2	0	0 12
21 Stephens	7-15	4-8	1-2	2	0	19	4	1	1	0 37
35 Davis	4-6	0-0	10-10	2	3	18	4	1	0	0 28
3 Thompson	0-0	0-0	0-0	1	2	0	0	2	0	1 5
5 Smotherman	0-1	0-0	0-0	2	2	0	0	0	0	0 7
12 Edwards	2-6	0-1	4-4	4	2	8	3	2	0	0 23
20 Hammons	5-9	0-0	1-2	9	3	11	2	1	1	1 23
31 Mathias	0-2	0-2	0-0	0	2	0	2	0	0	0 13
TEAM				1						

**TOTALS** 23-52 4-11 22-27 32 17 72 20 12 3 3 200

	1st	2nd	ot	tot	F	fg%	3p%	ft%
Minnesota	36	32	--	--	68	.434	.500	.700
Purdue	25	47	--	--	72	.442	.364	.815

Officials: Terry Wymer, Mike Eades, Tom Eades

Records: Minnesota (11-3, 0-1); Purdue (9-5, 1-0)

Technical Fouls: None

**PURDUE  
MICHIGAN****64  
51**

GAME 15 | Jan. 3, 2015 | Mackey Arena (11,271)

Michigan	fg-a	3p-a	ft-a	reb	pf	tp	a	b	s	min
21 Irvin	2-12	1-4	3-4	4	1	8	1	2	0	1 37
32 Doyle	3-3	0-0	0-2	2	1	6	0	1	1	1 20
3 Chatman	0-0	0-0	0-0	0	4	0	0	0	0	0 7
10 Walton, Jr.	2-9	1-4	3-3	3	2	8	2	2	0	1 26
23 LeVert	2-8	0-1	2-3	5	2	6	3	2	0	1 38
2 Albrecht	4-7	4-5	5-6	2	2	17	2	0	0	1 29
12 Abdur-Rahkman	0-0	0-0	0-0	0	1	0	0	0	0	0 5
24 Dawkins	0-2	0-1	0-0	2	2	0	0	1	0	0 18
34 Donnal	0-2	0-1	0-2	2	4	0	0	0	0	0 5
44 Bielfeldt	2-4	2-4	0-0	2	1	6	1	2	1	1 15
TEAM				0						

**TOTALS** 15-47 8-20 13-20 22 20 51 9 11 2 6 200

Purdue	fg-a	3p-a	ft-a	reb	pf	tp	a	b	s	mp
12 Edwards	5-8	0-0	6-9	6	1	16	2	0	0	1 32
44 Haas	0-1	0-0	0-2	1	4	0	0	4	0	0 9
0 Octeus	4-7	0-2	5-6	8	4	13	2	0	0	2 36
21 Stephens	3-6	2-5	0-0	4	4	8	1	1	1	0 35
35 Davis	2-8	0-1	3-7	6	2	7	6	3	0	2 35
3 Thompson	0-1	0-1	0-0	2	0	0	1	1	0	0 11
5 Smotherman	0-1	0-1	0-0	0	1	0	0	1	0	0 6
20 Hammons	6-11	0-0	3-5	12	1	15	0	3	2	2 31
31 Mathias	1-3	1-3	0-0	3	0	3	0	0	0	0 5
TEAM				2		1				

**TOTALS** 21-46 3-13 17-29 44 18 62 12 14 3 7 200

	1st	2nd	ot	tot	F	fg%	3p%	ft%
Michigan	33	18	--	--	51	.319	.400	.650
Purdue	25	39	--	--	64	.457	.231	.586

Officials: Gene Staterore, Chris Beaver, Rob Riley

Records: Michigan (8-6, 1-1); Purdue (10-5, 2-0)

Technical Fouls: Purdue - TEAM

\*\* PURDUE SCORES 2 POINTS ON DEFENSIVE TIP WITH 6:04 TO PLAY IN SECOND HALF. \*\*

**PURDUE  
[4] WISCONSIN****55  
62**

GAME 16 | Jan. 7, 2015 | Kohl Center (17,279)

Purdue	fg-a	3p-a	ft-a	reb	pf	tp	a	b	s	mp
12 Edwards	2-6	0-2	0-0	5	4	4	4	1	0	0 36
44 Haas	5-7	0-0	1-3	1	3	11	0	2	0	0 17
0 Octeus	7-9	0-0	1-2	8	4	15	1	3	0	1 35
21 Stephens	3-6	1-2	0-0	1	4	7	2	0	0	0 12
35 Davis	2-7	0-0	0-0	1	1	4	2	1	0	0 38
3 Thompson	0-1	0-0	0-0	0	1	0	0	0	0	1 14
5 Smotherman	0-1	0-0	0-0	0	2	0	0	0	0	0 6
20 Hammons	5-10	0-0	1-2	4	3	11	0	4	0	0 23
31 Mathias	1-2	1-1	0-0	1	2	3	1	1	0	1 19
TEAM				5						

**TOTALS** 25-49 2-5 3-7 26 24 55 10 12 0 3 200

Wisconsin	fg-a	3p-a	ft-a	reb	pf	tp	a	b	s	min
10 Hayes	1-5	1-3	4-4	5	3	7	2	2	2	1 35
15 Dekker	2-7	0-2	2-2	5	1	6	1	1	1	0 34
44 Kaminsky	5-9	0-2	11-14	4	0	21	0	2	1	1 36
12 Jackson	5-8	0-2	3-5	2	1	13	2	1	0	2 33
21 Gasser	4-7	2-4	5-6	4	3	15	0	0	0	1 34
13 Dukan	0-1	0-1	0-0	0	3	0	0	1	0	0 9
24 Koenig	0-1	0-0	0-0	0	0	0	1	0	0	1 15
30 Brown	0-1	0-0	0-0	1	1	0	0	1	0	0 4
TEAM				0						

**TOTALS** 17-39 3-14 25-31 21 12 62 6 8 4 6 200

	1st	2nd	ot	tot	F	fg%	3p%	ft%
Purdue	27	28	--	--	55	.510	.400	.429
Wisconsin	28	34	--	--	62	.436	.214	.806

Officials: John Higgins, Brian Dorsey, John Gaffney

Records: Purdue (10-6, 2-1); Wisconsin (15-1, 3-0)

Technical Fouls: None

**PURDUE  
[11] MARYLAND****60  
69**

GAME 17 | Jan. 10, 2015 | Mackey Arena (10,756)

Maryland	fg-a	3p-a	ft-a	reb	pf	tp	a	b	s	min
10 Layman	2-11	1-4	9-11	8	3	14	0	0	3	2 31
35 Dodd	0-0	0-0	0-0	0	4	0	1	1	0	0 2
44 Wells	3-6	0-0	7-8	7	4	13	4	3	0	2 25
2 Trimble	1-7	1-4	8-8	4	2	11	1	2	0	2 36
11 Nickens	1-4	1-4	0-0	0	2	3	0	0	0	0 15
1 Smotrycz	1-6	0-3	0-0	5	2	2	0	1	0	1 21
5 Wiley	3-5	1-1	2-2	1	1	9	2	0	0	0 16
15 Cekovsky	2-2	0-0	0-0	0	2	4	0	1	0	1 10
20 Pack	4-6	2-4	1-2	2	0	11	0	1	0	1 23
25 Graham	1-1	0-0	0-0	1	2	2	0	1	1	1 21
TEAM				3						

**TOTALS** 18-48 6-20 27-31 31 22 69 8 10 5 10 200

	fg-a	3p-a	ft-a	reb	pf	tp	a	b	s	mp
12 Edwards	2-9	2-6	0-0	3	6	2	3	1	0	30
44 Haas	2-5	0-0	2-6	7	4	6	0	1	2	0 17
0 Octeus	4-11	0-1	2-3	6	4	10	3	2	0	2 32
21 Stephens	5-14	2-8	2-2	7	4	14	3	3	0	2 30
35 Davis	4-7	0-1	4-5	4	3	12	3	1	0	0 34
1 Scott	0-0	0-0	0-0	0	0	0	0	0	0	0 0+
3 Thompson	1-2	1-2	0-0	0	2	3	1	0	0	1 14
5 Smotherman	0-0	0-0	1-2	0	1	1	0	0	0	0 10
20 Hammons	2-6	0-0	2-2	6	4	6	0	3	1	0 18

# GAME 26 | PURDUE vs. NEBRASKA | FEBRUARY 15, 2015

	<b>PURDUE</b>	<b>57</b>
	<b>ILLINOIS</b>	<b>66</b>

GAME 19 | Jan. 21, 2015 | State Farm Center (12,965)

Purdue	fg-a	3p-a	ft-a	reb	pf	tp	a	b	s	mp
12 Edwards	4-13	1-4	2-2	5	4	11	6	3	0	33
44 Haas	1-2	0-0	0-1	2	2	2	0	1	0	7
0 Octeus	7-11	0-2	0-2	6	3	14	2	1	0	2
21 Stephens	0-4	0-2	0-0	2	1	0	1	0	0	12
35 Davis	6-13	2-4	0-0	6	3	14	2	1	0	1
1 Scott	0-0	0-0	0-0	0	0	0	0	0	0	1
3 Thompson	1-3	0-0	0-0	0	0	2	0	1	0	0
5 Smotherman	0-0	0-0	0-0	0	1	0	0	0	0	0
20 Hammons	3-6	0-0	2-4	7	1	8	0	1	4	0
31 Mathias	2-8	2-7	0-0	2	3	6	1	2	1	1
TEAM				5						
<b>TOTALS</b>	<b>24-60</b>	<b>5-21</b>	<b>4-9</b>	<b>35</b>	<b>18</b>	<b>57</b>	<b>12</b>	<b>10</b>	<b>5</b>	<b>4</b>

Illinois	fg-a	3p-a	ft-a	reb	pf	tp	a	b	s	min
12 Black	6-9	0-0	3-5	13	4	15	0	2	0	2
32 Egbu	5-10	0-0	1-1	7	4	11	0	0	5	3
1 Tate	0-3	0-0	6-6	2	1	6	6	3	0	1
21 Hill	5-12	2-3	6-6	6	0	18	4	1	0	0
25 Nunn	4-15	1-5	5-6	7	1	14	2	2	0	1
3 Starks	1-9	0-2	0-0	1	0	2	1	1	0	0
10 Laulip	0-0	0-0	0-0	0	0	0	0	0	0	0
22 Morgan	0-2	0-0	0-0	1	1	0	0	0	0	1
31 Colbert	0-0	0-0	0-0	0	1	0	0	0	0	0
TEAM				6						
<b>TOTALS</b>	<b>21-60</b>	<b>3-10</b>	<b>21-24</b>	<b>43</b>	<b>12</b>	<b>66</b>	<b>13</b>	<b>9</b>	<b>5</b>	<b>8</b>

	1st	2nd	ot	2ot	F	fg%	3p%	ft%
Purdue	30	27	--	--	57	.400	.238	.444
Illinois	32	34	--	--	66	.350	.300	.875

Officials: Pat Driscoll, Tom Eades, Lewis Garrison  
Records: Illinois (13-7, 3-4), Purdue (11-8, 3-3)  
Technical Fouls: None

	<b>PURDUE</b>	<b>67</b>
	<b>[25] IOWA</b>	<b>63</b>

GAME 20 | Jan. 24, 2015 | Mackey Arena (12,068)

Iowa	fg-a	3p-a	ft-a	reb	pf	tp	a	b	s	min
20 Uthoff	2-14	0-5	2-2	6	2	6	2	0	2	0
30 White	2-2	0-0	0-0	2	1	4	0	0	0	0
34 Woodbury	2-2	0-0	3-4	1	5	7	0	0	0	2
3 Jok	2-9	0-2	2-2	9	3	6	3	1	0	1
10 Gesell	7-14	1-3	3-5	3	2	18	3	3	0	0
0 Olaseni	2-10	0-0	5-9	16	4	9	1	2	0	0
2 Oglesby	1-5	1-4	0-0	1	0	3	1	0	0	0
5 Clemmons	3-4	2-2	1-2	0	2	9	0	0	0	0
11 Dickerson	0-0	0-0	1-2	0	1	1	0	1	0	0
25 Uhl	0-4	0-1	0-0	3	0	0	0	0	0	0
TEAM				5						1
<b>TOTALS</b>	<b>21-64</b>	<b>4-17</b>	<b>17-26</b>	<b>46</b>	<b>20</b>	<b>63</b>	<b>10</b>	<b>8</b>	<b>2</b>	<b>3</b>

Purdue	fg-a	3p-a	ft-a	reb	pf	tp	a	b	s	mp
12 Edwards	2-4	0-2	0-0	1	2	4	4	1	0	0
20 Hammons	5-6	0-0	3-4	3	4	13	2	0	1	0
0 Octeus	0-3	0-1	1-2	5	4	1	3	1	0	0
31 Mathias	1-7	0-4	0-0	5	0	2	2	0	0	0
35 Davis	8-14	3-5	5-9	4	0	24	1	1	1	0
3 Thompson	0-4	0-0	0-0	0	2	0	2	0	0	1
5 Smotherman	5-6	1-2	2-4	6	2	13	1	0	2	1
21 Stephens	0-4	0-3	0-0	0	0	0	4	1	0	0
44 Haas	4-5	0-0	2-4	4	3	10	0	1	4	1
TEAM				3						1
<b>TOTALS</b>	<b>25-53</b>	<b>4-20</b>	<b>13-23</b>	<b>31</b>	<b>17</b>	<b>67</b>	<b>19</b>	<b>6</b>	<b>8</b>	<b>3</b>

Iowa	1st	2nd	ot	2ot	F	fg%	3p%	ft%
Iowa	24	39	--	--	63	.328	.235	.654
Purdue	34	33	--	--	67	.472	.200	.565

Officials: Mike Sanzere, Donnie Eppley, Brian Dorsey  
Records: Purdue (12-8, 4-3), Iowa (13-7, 4-3)  
Technical Fouls: None

	<b>PURDUE</b>	<b>83</b>
	<b>[22] INDIANA</b>	<b>67</b>

GAME 21 | Jan. 28, 2015 | Mackey Arena (14,846)

Indiana	fg-a	3p-a	ft-a	reb	pf	tp	a	b	s	min
5 Williams	4-12	0-0	0-0	6	3	8	0	2	1	3
30 Hartman	1-3	0-1	0-0	5	5	2	1	2	0	0
1 Blackmon, Jr.	4-13	1-5	4-6	1	0	13	1	2	0	1
4 Johnson	3-6	1-2	2-3	2	3	9	0	1	0	2
11 Ferrell	9-20	1-6	2-3	1	3	21	3	2	0	1
2 Zeisloft	1-2	1-2	0-0	2	5	3	1	0	0	1
3 Hoetzel	2-6	0-3	1-2	5	3	5	0	2	0	0
10 Burton	0-0	0-0	0-0	0	0	0	0	0	0	0
22 Robinson	1-3	0-0	2-2	3	1	4	2	0	0	0
25 Holt	0-1	0-0	2-2	1	3	2	0	0	1	1
TEAM				8						
<b>TOTALS</b>	<b>25-66</b>	<b>4-19</b>	<b>13-18</b>	<b>34</b>	<b>26</b>	<b>67</b>	<b>8</b>	<b>11</b>	<b>2</b>	<b>9</b>

Purdue	fg-a	3p-a	ft-a	reb	pf	tp	a	b	s	mp
12 Edwards	3-5	0-1	3-4	5	1	9	3	2	1	2
20 Hammons	4-4	0-0	3-4	3	1	11	1	1	8	1
0 Octeus	1-2	0-1	4-4	2	4	6	3	3	0	0
31 Mathias	2-5	1-4	2-2	3	2	7	0	1	0	0
35 Davis	5-8	1-1	8-8	5	1	19	2	2	1	1
1 Scott	4-7	0-1	3-6	6	5	11	2	1	0	0
2 McKeeman	0-0	0-0	0-0	0	0	0	0	0	0	0
3 Thompson	1-2	1-2	0-0	1	0	3	0	0	0	0
5 Smotherman	4-4	0-0	0-0	4	2	8	1	0	0	2
11 Toyra	0-0	0-0	0-0	0	0	0	0	0	0	0
21 Stephens	2-7	1-4	0-1	2	2	5	0	2	0	0
30 Beshears	0-0	0-0	0-0	0	0	0	0	0	0	0
44 Haas	1-2	0-0	2-4	0	2	4	1	0	0	0
TEAM				0						1
<b>TOTALS</b>	<b>27-46</b>	<b>4-14</b>	<b>25-33</b>	<b>31</b>	<b>20</b>	<b>83</b>	<b>13</b>	<b>13</b>	<b>10</b>	<b>6</b>

	1st	2nd	ot	2ot	F	fg%	3p%	ft%
Indiana	27	40	--	--	67	.379	.211	.722
Purdue	38	45	--	--	83	.587	.286	.758

Officials: Lamont Simpson, Mike Eades, John Higgins  
Records: Indiana (15-6, 5-3); Purdue (13-8, 5-3)  
Technical Fouls: None

	<b>PURDUE</b>	<b>68</b>
	<b>NORTHWESTERN</b>	<b>60</b>

GAME 22 | Jan. 31, 2015 | Welsh-Ryan Arena (8,117)

Purdue	fg-a	3p-a	ft-a	reb	pf	tp	a	b	s	mp
12 Edwards	2-4	1-1	2-2	5	2	7	4	2	0	2
20 Hammons	7-9	0-0	2-3	9	2	16	2	0	1	0
0 Octeus	3-9	0-0	8-10	7	2	14	2	2	0	3
31 Mathias	0-2	0-1	0-0	1	0	0	2	1	0	0
35 Davis	5-9	0-0	5-7	7	1	15	4	0	0	0
1 Scott	0-1	0-0	0-0	1	0	0	1	0	0	0
5 Smotherman	1-3	0-1	0-0	1	1	2	0	0	0	0
21 Stephens	1-6	1-6	1-2	0	1	4	1	1	0	0
44 Haas	2-2	0-0	6-8	1	3	10	1	1	0	0
TEAM				1						
<b>TOTALS</b>	<b>21-45</b>	<b>2-9</b>	<b>24-32</b>	<b>33</b>	<b>12</b>	<b>68</b>	<b>16</b>	<b>8</b>	<b>1</b>	<b>5</b>

Northwestern	fg-a	3p-a	ft-a	reb	pf	tp	a	b	s	min
20 Lindsey	3-6	0-1	0-0	5	3	6	0	0	2	2
22 Olah	2-8	0-1	0-0	1	5	4	1	2	2	1
14 Dumps	6-18	3-7	3-5	3	0	18	3	0	0	2
23 Cobb	1-2	0-0	0-0	3	2	2	0	0	0	0
30 McIntosh	7-12	2-4	2-2	2	2	18	5	3	0	0
3 Sobolewski	1-2	1-2	0-0	0	1	3	0	1	0	0
4 Law	1-2	0-0	3-4	3	1	5	0	1	0	0
34 Lumpkin	0-0	0-0	0-0	0	2	0	0	0	0	0
44 Skelly	1-3	0-0	0-0	3	4	2	0	1	0	0
50 Kreisberg	1-2	0-0	0-0	1	3	2	0	0	0	0
TEAM				7						
<b>TOTALS</b>	<b>23-55</b>	<b>6-15</b>	<b>8-11</b>	<b>29</b>	<b>23</b>	<b>60</b>	<b>9</b>	<b>8</b>	<b>4</b>	<b>5</b>

	1st	2nd	ot	2ot	F	fg%	3p%	ft%
Purdue	28	40	--	--	68	.467	.222	.750
Northwestern	29	31	--	--	60	.418	.400	.727

Officials: D.J. Garstensen, Ray Perone, Chris Beaver  
Records: Purdue (14-8, 6-3), Northwestern (10-11, 1-7)  
Technical Fouls: None

	<b>PURDUE</b>	<b>60</b>
	<b>[20] OHIO STATE</b>	<b>58</b>

GAME 23 | Feb. 4, 2015 | Mackey Arena (12,087)

Ohio State	fg-a	3p-a	ft-a	reb	pf	tp	a	b	s	min
1 Tate	4-8	0-2	0-1	6	3	8	0	4	0	1
12 Thompson	4-10	1-2	0-1	5	4	9	3	2	3	4
31 Lee	2-2	0-0	0-0	1	3	4	0	1	1	0
0 Russell	7-18	2-7	4-5	7	2	20	5	3	0	2
3 Scott	1-8	0-0	0-0	2	1	2	1	0	1	0
15 K. Williams	2-5	1-2	0-0	4	3	5	1	0	0	1
23 A. Williams	4-5	0-0	2-2	2	3	10	1	1	1	0
33 Bates-Diop	0-0	0-0	0-0	0	1	0	0	0	0	0
55 McDonald	0-1	0-0	0-0	0	3	0	0	0	1	0
TEAM				4						
<b>TOTALS</b>	<b>24-57</b>	<b>4-15</b>	<b>6-9</b>	<b>31</b>	<b>23</b>	<b>58</b>	<b>12</b>	<b>12</b>	<b>6</b>	<b>9</b>

Purdue	fg-a	3p-a	ft
--------	------	------	----


**PURDUE  
RUTGERS**
**61  
51**

GAME 25 | Feb. 12, 2015 | The RAC (5,805)

Purdue	fg-a	3p-a	ft-a	reb	pf	tp	a	to	b	s	mp
12 Edwards	3-7	1-3	0-1	0	3	7	1	3	1	0	21
20 Hammons	6-10	0-0	5-6	7	3	17	2	1	4	3	31
0 Octeus	2-5	0-0	5-8	5	2	9	0	0	0	2	32
31 Mathias	1-7	0-4	0-0	3	2	2	0	0	0	0	24
35 Davis	4-10	1-3	4-5	5	2	13	2	3	0	0	39
3 Thompson	0-1	0-1	0-0	1	2	0	0	0	0	2	9
5 Smotherman	2-5	0-0	0-0	2	3	4	1	1	0	2	19
21 Stephens	2-5	1-4	2-3	2	1	7	1	3	0	0	16
44 Haas	1-2	0-0	0-0	3	1	2	0	1	0	0	9
TEAM				7							
<b>TOTALS</b>	<b>21-52</b>	<b>3-15</b>	<b>16-23</b>	<b>35</b>	<b>19</b>	<b>61</b>	<b>7</b>	<b>12</b>	<b>5</b>	<b>9</b>	<b>200</b>

Rutgers	fg-a	3p-a	ft-a	reb	pf	tp	a	to	b	s	min
10 Etou	2-5	2-2	2-2	8	3	8	0	1	0	0	30
11 Jack	6-12	1-1	3-9	8	2	16	1	4	1	0	35
35 Lewis	1-3	0-0	1-2	4	4	3	0	1	0	0	17
2 Daniels	2-7	0-1	1-2	4	3	5	3	3	0	0	32
4 Mack	3-9	2-5	0-1	3	2	8	2	2	1	3	33
3 Okoro	1-4	0-2	2-2	0	2	4	1	0	0	0	8
5 Williams	0-5	0-2	0-1	0	1	0	0	2	0	1	12
22 Foreman	2-8	1-1	0-0	5	2	5	0	0	0	0	18
40 Doorson	1-1	0-0	0-0	2	2	2	0	1	2	0	15
TEAM				8							
<b>TOTALS</b>	<b>18-54</b>	<b>6-14</b>	<b>9-19</b>	<b>42</b>	<b>21</b>	<b>5</b>	<b>7</b>	<b>14</b>	<b>4</b>	<b>4</b>	<b>200</b>

	1st	2nd	ot	2ot	F	fg%	3p%	ft%
Purdue	29	32	--	--	61	.404	.200	.696
Illinois	16	35	--	--	51	.333	.429	.474

**Officials:** D.J. Carstensen, John Gaffney, Ray Perone

**Records:** Purdue (16-9, 8-4); Rutgers (10-16, 2-11)

**Technical Fouls:** None

**Season / Career Highs**
**#0 - Jon Octeus**

<b>Points</b>	
S:	17 vs. Minnesota (2-7-15)
C:	27 vs. [15] Gonzaga (11-11-13)
<b>Rebounds</b>	
S:	10 vs. North Florida (12-6-14)
C:	10 vs. North Florida (12-6-14)
<b>Assists</b>	
S:	7 vs. Penn State (1-17-15)
C:	8 vs. New Mexico State (11-30-13)
<b>Steals</b>	
S:	4 vs. Penn State (1-17-15)
C:	4 vs. Penn State (1-17-15)
<b>Blocked Shots</b>	
S:	2 vs. BYU (11-26-14)
C:	2, Two Times
<b>Field Goals Made</b>	
S:	7, Two Times
C:	9 vs. Wyoming (2-22-14)
<b>Field Goal Attempts</b>	
S:	11, Two Times
C:	17 vs. Utah State (2-11-4)
<b>Three-Pointers Made</b>	
S:	4 vs. Minnesota (2-7-15)
C:	4 vs. Minnesota (2-7-15)
<b>Three-Point Attempts</b>	
S:	5 vs. Minnesota (2-7-15)
C:	6 vs. San Jose State (3-5-14)
<b>Free Throws Made</b>	
S:	8 vs. Northwestern (1-31-15)
C:	13 vs. [15] Gonzaga (11-11-13)
<b>Free Throw Attempts</b>	
S:	10 vs. Northwestern (1-31-15)
C:	16 vs. [15] Gonzaga (11-11-13)
<b>Minutes</b>	
S:	41 vs. Penn State (1-17-15)
C:	41 vs. Penn State (1-17-15)

**#5 - Basil Smotherman**

<b>Points</b>	
S:	13 vs. [25] Iowa (1-24-15)
C:	13 vs. [25] Iowa (1-24-15)
<b>Rebounds</b>	
S:	6, Two Times
C:	10 vs. Penn State (1-18-14)
<b>Assists</b>	
S:	5 vs. Grambling (11-20-14)
C:	5 vs. Grambling (11-20-14)
<b>Steals</b>	
S:	2, Three Times
C:	2, Five Times
<b>Blocked Shots</b>	
S:	2, Two Times
C:	2, Two Times
<b>Field Goals Made</b>	
S:	5 vs. [25] Iowa (1-24-15)
C:	5, Two Times
<b>Field Goal Attempts</b>	
S:	8 vs. Missouri (11-25-14)
C:	9 vs. West Virginia (12-22-13)
<b>Three-Pointers Made</b>	
S:	1, Two Times
C:	1, Three Times
<b>Three-Point Attempts</b>	
S:	3 vs. Arkansas State (12-10-14)
C:	3 vs. Arkansas State (12-10-14)
<b>Free Throws Made</b>	
S:	2, Two Times
C:	6 vs. Penn State (1-18-14)
<b>Free Throw Attempts</b>	
S:	4, Two Times
C:	7 vs. Penn State (1-18-14)
<b>Minutes</b>	
S:	25 vs. [25] Iowa (1-24-15)
C:	38 vs. Northwestern (1-21-14)

**#1 - Bryson Scott**

<b>Points</b>	
S:	13 vs. Gardner-Webb (12-22-14)
C:	18 vs. [5] Oklahoma State (11-28-13)
<b>Rebounds</b>	
S:	6 vs. [22] Indiana (1-28-15)
C:	10 vs. Nebraska (2-23-14)
<b>Assists</b>	
S:	4, Two Times
C:	5 vs. Eastern Michigan (12-7-13)
<b>Steals</b>	
S:	3 vs. Grambling (11-20-14)
C:	4 vs. Eastern Illinois (11-20-13)
<b>Blocked Shots</b>	
S:	1, Three Times
C:	1, Five Times
<b>Field Goals Made</b>	
S:	4, Four Times
C:	6 vs. Butler (12-14-13)
<b>Field Goal Attempts</b>	
S:	10 vs. [21] Notre Dame (12-20-14)
C:	15 vs. [5] Oklahoma State (11-28-13)
<b>Three-Pointers Made</b>	
S:	1 vs. Samford (11-14-14)
C:	2 vs. [5] Oklahoma State (11-28-13)
<b>Three-Point Attempts</b>	
S:	2 vs. [21] Notre Dame (12-20-14)
C:	2, Two Times
<b>Free Throws Made</b>	
S:	9 vs. Gardner-Webb (12-22-14)
C:	10 vs. Eastern Michigan (12-7-13)
<b>Free Throw Attempts</b>	
S:	10 vs. Gardner-Webb (12-22-14)
C:	13 vs. Eastern Michigan (12-7-13)
<b>Minutes</b>	
S:	22 vs. [22] Indiana (1-28-15)
C:	24 vs. Eastern Michigan (12-7-13)

**#11 - Stephen Toyra**

<b>Points</b>	
S:	2 vs. Samford (11-14-14)
C:	4, Two Times
<b>Rebounds</b>	
S:	1, Two Times
C:	2 vs. Penn State (1-13-13)
<b>Assists</b>	
S:	0
C:	1 vs. Northwestern (2-24-13)
<b>Steals</b>	
S:	0
C:	1, Two Times
<b>Blocked Shots</b>	
S:	0
C:	0
<b>Field Goals Made</b>	
S:	0
C:	2 vs. Michigan (1-30-14)
<b>Field Goal Attempts</b>	
S:	1, Two Times
C:	3, Three Times
<b>Three-Pointers Made</b>	
S:	0
C:	0
<b>Three-Point Attempts</b>	
S:	1 vs. Arkansas State (12-10-14)
C:	1, Six Times
<b>Free Throws Made</b>	
S:	2 vs. Samford (11-14-14)
C:	2, Four Times
<b>Free Throw Attempts</b>	
S:	4 vs. Samford (11-14-14)
C:	4, Two Times
<b>Minutes</b>	
S:	5, Two Times
C:	7 vs. Penn State (2-5-13)

**#2 - Jon McKeeman**

<b>Points</b>	
S:	0
C:	5 vs. Central Connecticut State (11-13-13)
<b>Rebounds</b>	
S:	0
C:	2 vs. Central Connecticut State (11-13-13)
<b>Assists</b>	
S:	0
C:	0
<b>Steals</b>	
S:	0
C:	0
<b>Blocked Shots</b>	
S:	0
C:	0
<b>Field Goals Made</b>	
S:	0
C:	2 vs. Central Connecticut State (11-13-13)
<b>Field Goal Attempts</b>	
S:	1 vs. Missouri (11-25-14)
C:	4 vs. Central Connecticut State (11-13-13)
<b>Three-Pointers Made</b>	
S:	0
C:	1 vs. Central Connecticut State (11-13-13)
<b>Three-Point Attempts</b>	
S:	0
C:	2 vs. Central Connecticut State (11-13-13)
<b>Free Throws Made</b>	
S:	0
C:	0
<b>Free Throw Attempts</b>	
S:	0
C:	0
<b>Minutes</b>	
S:	4, Two Times
C:	4, Two Times

**#12 - Vince Edwards**

<b>Points</b>	
S:	26 vs. IUPUI (11-16-14)
C:	26 vs. IUPUI (11-16-14)
<b>Rebounds</b>	
S:	9, Two Times
C:	9, Two Times
<b>Assists</b>	
S:	6 vs. Illinois (1-21-15)
C:	6 vs. Illinois (1-21-15)
<b>Steals</b>	
S:	2, Three Times
C:	2, Three Times
<b>Blocked Shots</b>	
S:	3 vs. IUPUI (11-16-14)
C:	3 vs. IUPUI (11-16-14)
<b>Field Goals Made</b>	
S:	11 vs. IUPUI (11-16-14)
C:	11 vs. IUPUI (11-16-14)
<b>Field Goal Attempts</b>	
S:	16 vs. IUPUI (11-16-14)
C:	16 vs. IUPUI (11-16-14)
<b>Three-Pointers Made</b>	
S:	3, Two Times
C:	3, Two Times
<b>Three-Point Attempts</b>	
S:	6 vs. [11] Maryland (1-10-15)
C:	6 vs. [11] Maryland (1-10-15)
<b>Free Throws Made</b>	
S:	8 vs. BYU (11-26-14)
C:	8 vs. BYU (11-26-14)
<b>Free Throw Attempts</b>	
S:	9 vs. BYU (11-26-14)
C:	9 vs. BYU (11-26-14)
<b>Minutes</b>	
S:	41 vs. BYU (11-26-14)
C:	41 vs. BYU (11-26-14)

**#3 - P.J. Thompson**

<b>Points</b>	
S:	7, Three Times
C:	7, Three Times
<b>Rebounds</b>	
S:	3 vs. North Carolina State (12-2-14)
C:	3 vs. North Carolina State (12-2-14)
<b>Assists</b>	
S:	4, Two Times
C:	4, Two Times
<b>Steals</b>	
S:	2, Three Times
C:	2, Three Times
<b>Blocked Shots</b>	
S:	1 vs. [21] Notre Dame (12-20-14)
C:	1 vs. [21] Notre Dame (12-20-14)
<b>Field Goals Made</b>	
S:	3, Two Times
C:	3, Two Times
<b>Field Goal Attempts</b>	
S:	9 vs. North Florida (12-6-14)
C:	9 vs. North Florida (12-6-14)
<b>Three-Pointers Made</b>	
S:	2 vs. Grambling (11-20-14)
C:	2 vs. Grambling (11-20-14)
<b>Three-Point Attempts</b>	
S:	7 vs. Grambling (11-20-14)
C:	7 vs. Grambling (11-20-14)
<b>Free Throws Made</b>	
S:	5 vs. Missouri (11-25-14)
C:	5 vs. Missouri (11-25-14)
<b>Free Throw Attempts</b>	
S:	6 vs. Missouri (11-25-14)
C:	6 vs. Missouri (11-25-14)
<b>Minutes</b>	
S:	27 vs. North Florida (12-6-14)
C:	27 vs. North Florida (12-6-14)

**#20 - A.J. Hammons**

<b>Points</b>	
S:	21 vs. Penn State (1-17-15)
C:	30 vs. [3] Indiana (1-30-13)
<b>Rebounds</b>	
S:	12, Three Times
C:	16 vs. [3] Ohio State (12-31-13)
<b>Assists</b>	
S:	3 vs. Samford (11-14-14)
C:	4 vs. [3] Ohio State (12-31-13)
<b>Steals</b>	
S:	3 vs. Rutgers (2-15-15)
C:	3, Two Times
<b>Blocked Shots</b>	
S:	8 vs. [22] Indiana (1-28-15)
C:	8 vs. [22] Indiana (1-28-15)
<b>Field Goals Made</b>	
S:	7, Three Times
C:	10 vs. [3] Indiana (1-30-13)
<b>Field Goal Attempts</b>	
S:	15, Two Times
C:	19, Two Times
<b>Three-Pointers Made</b>	
S:	0
C:	0
<b>Three-Point Attempts</b>	
S:	2 vs. Samford (11-14-14)
C:	2 vs. Samford (11-14-14)
<b>Free Throws Made</b>	
S:	7 vs. Penn State (1-17-15)
C:	11, Two Times
<b>Free Throw Attempts</b>	
S:	9 vs. Penn State (1-17-15)
C:	17 vs. Northwestern (1-21-14)
<b>Minutes</b>	
S:	33, Two Times
C:	46 vs. Minnesota (2-5-14)

**Season / Career Highs****#21 - Kendall Stephens**

<b>Points</b>	
S:	24 vs. IUPUI (11-16-14)
C:	24 vs. IUPUI (11-16-14)
<b>Rebounds</b>	
S:	7 vs. [11] Maryland (1-10-15)
C:	7 vs. [11] Maryland (1-10-15)
<b>Assists</b>	
S:	4, Three Times
C:	5 vs. Northwestern (3-9-14)
<b>Steals</b>	
S:	2, Three Times
C:	3 vs. [13] Michigan State (2-20-14)
<b>Blocked Shots</b>	
S:	3 vs. Arkansas State (12-10-14)
C:	3, Two Times
<b>Field Goals Made</b>	
S:	7, Three Times
C:	7, Three Times
<b>Field Goal Attempts</b>	
S:	16 vs. Penn State (1-17-15)
C:	16 vs. Penn State (1-17-15)
<b>Three-Pointers Made</b>	
S:	6, Three Times
C:	6, Three Times
<b>Three-Point Attempts</b>	
S:	12 vs. Penn State (1-17-15)
C:	12 vs. Penn State (1-17-15)
<b>Free Throws Made</b>	
S:	6, Two Times
C:	7 vs. [13] Michigan State (2-20-14)
<b>Free Throw Attempts</b>	
S:	6, Three Times
C:	8 vs. [13] Michigan State (2-20-14)
<b>Minutes</b>	
S:	39 vs. Penn State (1-17-15)
C:	39 vs. Penn State (1-17-15)

**#35 - Rapheal Davis**

<b>Points</b>	
S:	24 vs. [25] Iowa (1-24-15)
C:	24 vs. [25] Iowa (1-24-15)
<b>Rebounds</b>	
S:	12 vs. Gardner-Webb (12-22-14)
C:	12 vs. Gardner-Webb (12-22-14)
<b>Assists</b>	
S:	6, Two Times
C:	6, Two Times
<b>Steals</b>	
S:	3 vs. Vanderbilt (12-13-14)
C:	3 vs. Vanderbilt (12-13-14)
<b>Blocked Shots</b>	
S:	2 vs. IPFW (12-8-14)
C:	2, Four Times
<b>Field Goals Made</b>	
S:	8 vs. [25] Iowa (1-24-15)
C:	8, Two Times
<b>Field Goal Attempts</b>	
S:	14 vs. [25] Iowa (1-24-15)
C:	14 vs. [25] Iowa (1-24-15)
<b>Three-Pointers Made</b>	
S:	3 vs. [25] Iowa (1-24-15)
C:	3 vs. [25] Iowa (1-24-15)
<b>Three-Point Attempts</b>	
S:	5 vs. [25] Iowa (1-24-15)
C:	5 vs. [25] Iowa (1-24-15)
<b>Free Throws Made</b>	
S:	14 vs. Missouri (11-25-14)
C:	14 vs. Missouri (11-25-14)
<b>Free Throw Attempts</b>	
S:	18 vs. Missouri (11-25-14)
C:	18 vs. Missouri (11-25-14)
<b>Minutes</b>	
S:	39, Two Times
C:	39, Two Times

**#23 - Jacquil Taylor**

<b>Points</b>	
S:	7 vs. Samford (11-14-14)
C:	7 vs. Samford (11-14-14)
<b>Rebounds</b>	
S:	3, Two Times
C:	3, Two Times
<b>Assists</b>	
S:	2 vs. Grambling (11-20-14)
C:	2 vs. Grambling (11-20-14)
<b>Steals</b>	
S:	1 vs. Grambling (11-20-14)
C:	1 vs. Grambling (11-20-14)
<b>Blocked Shots</b>	
S:	2 vs. Samford (11-14-14)
C:	2 vs. Samford (11-14-14)
<b>Field Goals Made</b>	
S:	3 vs. Samford (11-14-14)
C:	3 vs. Samford (11-14-14)
<b>Field Goal Attempts</b>	
S:	4 vs. Samford (11-14-14)
C:	4 vs. Samford (11-14-14)
<b>Three-Pointers Made</b>	
S:	1 vs. Grambling (11-20-14)
C:	1 vs. Grambling (11-20-14)
<b>Three-Point Attempts</b>	
S:	1, Three Times
C:	1, Three Times
<b>Free Throws Made</b>	
S:	1, Two Times
C:	1, Two Times
<b>Free Throw Attempts</b>	
S:	2, Two Times
C:	2, Two Times
<b>Minutes</b>	
S:	13 vs. Samford (11-14-14)
C:	13 vs. Samford (11-14-14)

**#44 - Isaac Haas**

<b>Points</b>	
S:	19 vs. Kansas State (11-24-14)
C:	19 vs. Kansas State (11-24-14)
<b>Rebounds</b>	
S:	8, Two Times
C:	8, Two Times
<b>Assists</b>	
S:	2 vs. Grambling (11-20-14)
C:	2 vs. Grambling (11-20-14)
<b>Steals</b>	
S:	1 vs. North Florida (12-6-14)
C:	1 vs. North Florida (12-6-14)
<b>Blocked Shots</b>	
S:	4 vs. [25] Iowa (1-24-15)
C:	4 vs. [25] Iowa (1-24-15)
<b>Field Goals Made</b>	
S:	7, Two Times
C:	7, Two Times
<b>Field Goal Attempts</b>	
S:	10, Two Times
C:	10, Two Times
<b>Three-Pointers Made</b>	
S:	0
C:	0
<b>Three-Point Attempts</b>	
S:	0
C:	0
<b>Free Throws Made</b>	
S:	7 vs. Samford (11-14-14)
C:	7 vs. Samford (11-14-14)
<b>Free Throw Attempts</b>	
S:	9 vs. Samford (11-14-14)
C:	9 vs. Samford (11-14-14)
<b>Minutes</b>	
S:	24 vs. Grambling (11-20-14)
C:	24 vs. Grambling (11-20-14)

**#30 - Neal Beshears**

<b>Points</b>	
S:	0
C:	3 vs. Hofstra (11-11-12)
<b>Rebounds</b>	
S:	0
C:	2, Two Times
<b>Assists</b>	
S:	0
C:	2 vs. Northern Illinois (11-11-11)
<b>Steals</b>	
S:	0
C:	0
<b>Blocked Shots</b>	
S:	0
C:	1, Two Times
<b>Field Goals Made</b>	
S:	0
C:	1, Three Times
<b>Field Goal Attempts</b>	
S:	0
C:	2 vs. Lamar (12-4-12)
<b>Three-Pointers Made</b>	
S:	0
C:	1 vs. Hofstra (11-11-12)
<b>Three-Point Attempts</b>	
S:	0
C:	1, Four Times
<b>Free Throws Made</b>	
S:	0
C:	2 vs. IPFW (12-20-11)
<b>Free Throw Attempts</b>	
S:	0
C:	2 vs. IPFW (12-20-11)
<b>Minutes</b>	
S:	0+ vs. [22] Indiana (1-28-15)
C:	8 vs. [1] Indiana (2-16-13)

**#31 - Dakota Mathias**

<b>Points</b>	
S:	10 vs. Arkansas State (12-10-14)
C:	10 vs. Arkansas State (12-10-14)
<b>Rebounds</b>	
S:	5, Two Times
C:	5, Two Times
<b>Assists</b>	
S:	4, Three Times
C:	4, Three Times
<b>Steals</b>	
S:	2, Two Times
C:	2, Two Times
<b>Blocked Shots</b>	
S:	1, Two Times
C:	1, Two Times
<b>Field Goals Made</b>	
S:	3, Two Times
C:	3, Two Times
<b>Field Goal Attempts</b>	
S:	8 vs. Illinois (1-21-15)
C:	8 vs. Illinois (1-21-15)
<b>Three-Pointers Made</b>	
S:	3 vs. Grambling (11-20-14)
C:	3 vs. Grambling (11-20-14)
<b>Three-Point Attempts</b>	
S:	7, Two Times
C:	7, Two Times
<b>Free Throws Made</b>	
S:	3 vs. Arkansas State (12-10-14)
C:	3 vs. Arkansas State (12-10-14)
<b>Free Throw Attempts</b>	
S:	3 vs. Arkansas State (12-10-14)
C:	3 vs. Arkansas State (12-10-14)
<b>Minutes</b>	
S:	28, Two Times
C:	28, Two Times

GAME 26 | PURDUE vs. NEBRASKA | FEBRUARY 15, 2015

#0 | Jon Ochteus | Senior | Guard | Miami, Fla.

Date	Opponent	Min.	FG	3FG	FT	O-D-T	PF	A	TO	B	S	Pts.
N14	• Samford	20	2-3	0-0	0-0	1-3-4	3	2	2	0	1	4
N16	• IUPUI	27	1-4	0-1	4-5	2-1-3	2	4	1	1	1	6
N20	• Grambling	14	3-4	0-0	1-3	1-1-2	2	2	1	0	1	7
N24	• Kansas State	26	4-6	1-1	3-3	0-2-2	1	6	2	0	2	12
N25	• Missouri	21	2-3	0-0	4-4	0-6-6	1	4	2	0	1	8
N26	• BYU	34	4-10	0-2	0-0	2-2-4	4	3	2	2	1	8
D2	• North Carolina State	20	0-2	0-1	0-0	1-3-4	4	1	0	0	1	0
D6	• North Florida	21	4-9	0-0	1-2	5-5-10	4	2	1	1	0	9
D8	• IPFW	29	3-7	0-1	0-0	3-6-9	2	3	2	0	2	6
D10	• Arkansas State	17	2-3	1-2	4-4	0-1-1	2	1	0	0	0	9
D13	• Vanderbilt	21	1-5	1-2	1-2	2-1-3	5	1	1	0	0	4
D20	• Notre Dame	28	4-6	2-2	1-2	0-5-5	2	1	2	0	0	11
D22	• Gardner-Webb	32	3-4	2-3	5-6	1-2-3	2	2	0	0	1	13
D31	• Minnesota	35	3-6	0-0	4-6	1-3-4	1	4	1	1	1	10
J3	• Michigan	36	4-7	0-2	5-6	3-5-8	4	2	0	0	2	13
J7	• Wisconsin	35	7-9	0-0	1-2	0-8-8	4	1	3	0	1	15
J10	• Maryland	32	4-11	0-1	2-3	3-3-6	4	3	2	0	2	10
J17	• Penn State	41	4-7	2-4	3-6	1-3-4	2	7	1	0	4	13
J21	• Illinois	34	7-11	0-2	0-2	2-4-6	3	2	1	0	2	14
J24	• Iowa	29	0-3	0-1	1-2	2-3-5	4	3	1	0	0	1
J28	• Indiana	16	1-2	0-1	4-4	0-2-2	4	3	3	0	0	6
J31	• Northwestern	35	3-9	0-0	8-10	1-6-7	2	7	2	0	0	14
F4	• Ohio State	24	4-7	0-1	6-7	2-5-7	0	1	2	1	1	14
F7	• Minnesota	35	6-9	4-5	1-2	1-6-7	3	3	5	0	0	17
F12	• Rutgers	32	2-5	0-0	5-8	2-3-5	2	0	0	0	2	9
F15	Nebraska											
F19	Indiana											
F26	Rutgers											
M1	Ohio State											
M4	Michigan State											
M7	Illinois											

#1 | Bryson Scott | Sophomore | Guard | Fort Wayne, Ind.

Date	Opponent	Min.	FG	3FG	FT	O-D-T	PF	A	TO	B	S	Pts.
N14	Samford	16	2-3	1-1	2-4	0-1-1	2	1	2	1	1	7
N16	IUPUI	12	1-6	0-1	3-4	0-2-2	2	0	3	0	2	5
N20	Grambling	14	2-5	0-0	4-6	0-1-1	0	2	0	0	3	8
N24	Kansas State	11	2-3	0-0	2-4	0-1-1	0	2	1	0	0	6
N25	Missouri	11	1-1	0-0	0-0	0-0-0	2	1	1	0	1	2
N26	BYU	6	0-1	0-0	2-2	0-0-0	0	2	0	0	1	2
D2	North Carolina State					-- DID NOT PLAY --						
D6	North Florida	16	1-3	0-0	0-0	1-2-3	1	4	1	0	2	2
D8	IPFW	13	0-1	0-0	0-0	1-1-2	5	2	1	0	0	0
D10	Arkansas State	17	4-7	0-1	0-0	1-2-3	0	4	1	1	1	8
D13	Vanderbilt	19	4-9	0-1	2-2	1-1-2	2	2	1	1	1	10
D20	Notre Dame	11	4-10	0-2	3-3	0-3-3	1	1	2	0	1	11
D22	Gardner-Webb	13	2-7	0-1	9-10	0-3-3	2	1	1	0	2	13
D31	• Minnesota	13	0-3	0-0	0-0	0-4-4	2	1	2	0	0	0
J3	Michigan					-- DID NOT PLAY --						
J7	Wisconsin					-- DID NOT PLAY --						
J10	Maryland	0+	0-0	0-0	0-0	0-0-0	0	0	0	0	0	0
J17	Penn State	3	0-0	0-0	0-0	0-0-0	2	1	1	0	0	0
J21	Illinois	1	0-0	0-0	0-0	0-0-0	0	0	0	0	0	0
J24	Iowa					-- DID NOT PLAY --						
J28	Indiana	22	4-7	0-1	3-6	0-6-6	5	2	1	0	0	11
J31	Northwestern	7	0-1	0-0	0-0	0-1-1	0	0	1	0	0	0
F4	Ohio State	11	0-3	0-0	1-2	0-1-1	0	0	1	0	0	1
F7	Minnesota	3	0-0	0-0	0-0	0-0-0	1	0	2	0	0	0
F12	Rutgers					-- DID NOT PLAY --						
F15	Nebraska											
F19	Indiana											
F26	Rutgers											
M1	Ohio State											
M4	Michigan State											
M7	Illinois											

#2 | Jon McKeeman | Junior | Guard | Fort Wayne, Ind.

Date	Opponent	Min.	FG	3FG	FT	O-D-T	PF	A	TO	B	S	Pts.
N14	Samford	3	0-0	0-0	0-0	0-0-0	0	0	0	0	0	0
N16	IUPUI					-- DID NOT PLAY --						
N20	Grambling	4	0-0	0-0	0-0	0-0-0	0	0	0	0	0	0
N24	Kansas State					-- DID NOT PLAY --						
N25	Missouri	1	0-1	0-0	0-0	0-0-0	0	0	0	0	0	0
N26	BYU					-- DID NOT PLAY --						
D2	North Carolina State					-- DID NOT PLAY --						
D6	North Florida					-- DID NOT PLAY --						
D8	IPFW					-- DID NOT PLAY --						
D10	Arkansas State	4	0-0	0-0	0-0	0-0-0	1	0	1	0	0	0
D13	Vanderbilt					-- DID NOT PLAY --						
D20	Notre Dame					-- DID NOT PLAY --						
D22	Gardner-Webb					-- DID NOT PLAY --						
D31	Minnesota					-- DID NOT PLAY --						
J3	Michigan					-- DID NOT PLAY --						
J7	Wisconsin					-- DID NOT PLAY --						
J10	Maryland					-- DID NOT PLAY --						
J17	Penn State					-- DID NOT PLAY --						
J21	Illinois					-- DID NOT PLAY --						
J24	Iowa					-- DID NOT PLAY --						
J28	Indiana	0+	0-0	0-0	0-0	0-0-0	0	0	0	0	0	0
J31	Northwestern					-- DID NOT PLAY --						
F4	Ohio State					-- DID NOT PLAY --						
F7	Minnesota					-- DID NOT PLAY --						
F12	Rutgers					-- DID NOT PLAY --						
F15	Nebraska											
F19	Indiana											
F26	Rutgers											
M1	Ohio State											
M4	Michigan State											
M7	Illinois											

#3 | P.J. Thompson | Freshman | Guard | Indianapolis, Ind.

Date	Opponent	Min.	FG	3FG	FT	O-D-T	PF	A	TO	B	S	Pts.
N14	Samford	21	0-2	0-2	0-0	0-0-0	1	3	1	0	2	0
N16	IUPUI	15	0-0	0-0	0-0	0-1-1	2	1	1	0	1	0
N20	Grambling	18	2-8	2-7	0-0	1-1-2	0	4	0	0	2	6
N24	Kansas State	21	1-1	1-1	0-0	0-1-1	4	0	1	0	0	3
N25	Missouri	22	1-1	0-0	5-6	1-0-1	1	2	0	0	1	7
N26	BYU	16	1-3	1-2	1-2	0-1-1	1	1	1	0	1	4
D2	North Carolina State	22	1-4	1-3	0-0	2-1-3	3	4	0	0	0	3
D6	North Florida	27	3-9	1-4	0-0	1-1-2	1	1	0	0	1	7
D8	• IPFW	20	1-3	0-1	0-0	0-2-2	0	2	1	0	1	2
D10	Arkansas State	19	2-3	1-2	0-0	1-1-2	1	2	0	0	0	5
D13	Vanderbilt	11	0-1	0-1	0-0	0-0-0	2	0	0	0	0	0
D20	Notre Dame	21	0-2	0-2	0-0	0-0-0	2	1	0	1	0	0
D22	Gardner-Webb	21	3-7	1-5	0-0	1-1-2	3	2	0	0	1	7
D31	Minnesota	5	0-0	0-0	0-0	1-0-1	2	0	2	0	1	0
J3	Michigan	11	0-1	0-1	0-0	0-2-2	0	1	1	0	0	0
J7	Wisconsin	14	0-1	0-0	0-0	0-0-0	1	0	0	0	1	0
J10	Maryland	14	1-2	1-2	0-0	0-0-0	2	1	0	0	1	3
J17	Penn State	1	0-0	0-0	0-0	0-0-0	2	0	2	0	0	0
J21	Illinois	8	1-3	0-2	0-0	0-0-0	0	0	1	0	0	2
J24	Iowa	12	0-4	0-3	0-0	0-0-0	2	2	0	0	1	0
J28	Indiana	9	1-2	1-2	0-0	0-1-1	0	0	0	0	0	3
J31	Northwestern					-- DID NOT PLAY --						
F4	Ohio State					-- DID NOT PLAY --						
F7	Minnesota	7	1-2	1-2	0-0	0-0-0	1	0	1	0	0	3
F12	Rutgers	9	0-1	0-1	0-0	0-1-1	2	0	0	0	2	0
F15	Nebraska											
F19	Indiana											
F26	Rutgers											
M1	Ohio State											
M4	Michigan State											
M7	Illinois											

## #5 | Basil Smotherman | Sophomore | Forward | Indianapolis, Ind.

Date	Opponent	Min.	FG	3FG	FT	O-D-T	PF	A	TO	B	S	Pts.
N14	Samford	16	0-1	0-1	2-4	0-5-5	2	2	2	0	0	2
N16	IUPUI	6	0-0	0-0	0-1	0-0-0	0	0	0	0	1	0
N20	Grambling	17	2-6	0-1	0-0	4-2-6	3	5	1	0	1	4
N24	Kansas State	9	1-2	1-2	0-0	0-0-0	0	1	0	0	0	3
N25	Missouri	17	2-8	0-2	0-0	1-2-3	0	1	1	2	1	4
N26	BYU	8	0-0	0-0	0-0	0-0-0	0	2	0	0	0	0
D2	North Carolina State	7	0-0	0-0	0-0	0-0-0	1	0	1	0	0	0
D6	North Florida	8	1-1	0-0	0-0	0-2-2	2	2	0	0	0	2
D8	IPFW	7	0-0	0-0	0-0	0-0-0	2	0	0	1	0	0
D10	Arkansas State	22	1-4	0-3	1-2	1-3-4	1	0	0	0	0	3
D13	Vanderbilt	11	2-3	0-0	0-0	0-1-1	1	0	0	0	0	4
D20	Notre Dame	17	2-3	0-0	0-0	1-1-2	2	1	0	0	1	4
D22	Gardner-Webb	17	3-5	0-0	0-0	0-0-0	1	1	1	1	2	6
D31	Minnesota	7	0-1	0-0	0-0	0-2-2	0	2	0	0	0	0
J3	Michigan	6	0-1	0-1	0-0	0-0-0	1	0	1	0	0	0
J7	Wisconsin	6	0-1	0-0	0-0	0-0-0	2	0	0	0	0	0
J10	Maryland	10	0-0	0-0	1-2	0-0-0	1	0	0	0	0	1
J17	Penn State	1	0-2	0-0	0-0	0-1-1	0	0	0	0	0	0
J21	Illinois	7	0-0	0-0	0-0	0-0-0	1	0	0	0	0	0
J24	Iowa	25	5-6	1-2	2-4	2-4-6	2	1	0	2	1	13
J28	Indiana	19	4-4	0-0	0-0	1-3-4	2	1	0	0	2	8
J31	Northwestern	13	1-3	0-1	0-0	1-0-1	1	0	0	0	0	2
F4	Ohio State	14	1-1	0-0	0-0	2-0-2	2	2	0	0	0	2
F7	• Minnesota	9	1-3	0-1	0-0	0-2-2	0	1	1	0	0	2
F12	Rutgers	19	2-5	0-0	0-0	1-1-2	3	1	1	0	2	4
F15	Nebraska											
F19	Indiana											
F26	Rutgers											
M1	Ohio State											
M4	Michigan State											
M7	Illinois											

## #11 | Stephen Toyra | Junior | Guard | Lafayette, Ind.

Date	Opponent	Min.	FG	3FG	FT	O-D-T	PF	A	TO	B	S	Pts.
N14	Samford	4	0-0	0-0	2-4	0-1-1	1	0	1	0	0	2
N16	IUPUI					-- DID NOT PLAY --						
N20	Grambling	5	0-0	0-0	0-0	0-0-0	0	0	0	0	0	0
N24	Kansas State					-- DID NOT PLAY --						
N25	Missouri	2	0-1	0-0	0-0	0-0-0	0	0	2	0	0	0
N26	BYU					-- DID NOT PLAY --						
D2	North Carolina State					-- DID NOT PLAY --						
D6	North Florida					-- DID NOT PLAY --						
D8	IPFW					-- DID NOT PLAY --						
D10	Arkansas State	5	0-1	0-1	0-0	0-1-1	0	0	0	0	0	0
D13	Vanderbilt					-- DID NOT PLAY --						
D20	Notre Dame					-- DID NOT PLAY --						
D22	Gardner-Webb					-- DID NOT PLAY --						
D31	Minnesota					-- DID NOT PLAY --						
J3	Michigan					-- DID NOT PLAY --						
J7	Wisconsin					-- DID NOT PLAY --						
J10	Maryland					-- DID NOT PLAY --						
J17	Penn State					-- DID NOT PLAY --						
J21	Illinois					-- DID NOT PLAY --						
J24	Iowa					-- DID NOT PLAY --						
J28	Indiana	0+	0-0	0-0	0-0	0-0-0	0	0	0	0	0	0
J31	Northwestern					-- DID NOT PLAY --						
F4	Ohio State					-- DID NOT PLAY --						
F7	Minnesota					-- DID NOT PLAY --						
F12	Rutgers					-- DID NOT PLAY --						
F15	Nebraska											
F19	Indiana											
F26	Rutgers											
M1	Ohio State											
M4	Michigan State											
M7	Illinois											

## #12 | Vince Edwards | Freshman | Forward | Middletown, Ohio

Date	Opponent	Min.	FG	3FG	FT	O-D-T	PF	A	TO	B	S	Pts.
N14	• Samford	17	5-7	2-3	1-1	1-7-8	2	2	1	0	0	13
N16	• IUPUI	31	11-16	2-5	2-3	5-3-8	1	0	3	3	1	26
N20	• Grambling	19	1-4	0-0	0-0	3-3-6	2	3	1	0	2	2
N24	• Kansas State	24	2-5	0-2	0-0	1-3-4	3	1	0	2	0	4
N25	• Missouri	22	1-3	0-2	4-4	2-3-5	2	2	0	1	0	6
N26	• BYU	41	7-9	3-5	8-9	3-6-9	3	2	2	0	0	25
D2	• North Carolina State	33	6-8	3-4	1-3	7-2-9	1	2	3	0	0	16
D6	• North Florida	31	2-8	1-4	0-1	5-2-7	5	2	2	0	1	5
D8	• IPFW	33	3-7	0-2	0-0	1-3-4	1	4	1	1	0	6
D10	• Arkansas State	18	3-5	0-2	0-0	2-3-5	1	5	1	0	0	6
D13	• Vanderbilt	27	4-6	1-2	0-0	2-1-3	4	1	2	0	0	9
D20	• Notre Dame	27	4-8	1-2	0-0	1-6-7	1	1	1	0	0	9
D22	• Gardner-Webb	21	3-5	1-1	1-1	1-3-4	2	4	1	0	0	8
D31	Minnesota	23	2-6	0-1	4-4	1-3-4	2	3	2	0	0	8
J3	• Michigan	32	5-8	0-0	6-9	3-3-6	1	2	0	0	1	16
J7	• Wisconsin	36	2-6	0-2	0-0	2-3-5	4	4	1	0	0	4
J10	• Maryland	30	2-9	2-6	0-0	0-3-3	3	2	3	1	0	6
J17	• Penn State	39	4-8	1-4	2-3	0-1-1	0	2	2	0	1	11
J21	• Illinois	33	4-13	1-4	2-2	3-2-5	4	6	3	0	0	11
J24	• Iowa	12	2-4	0-2	0-0	0-1-1	2	4	1	0	0	4
J28	• Indiana	23	3-5	0-1	3-4	4-1-5	1	3	2	1	2	9
J31	• Northwestern	27	2-4	1-1	2-2	1-4-5	2	4	2	0	2	7
F4	• Ohio State	27	2-7	0-2	0-0	0-1-1	1	3	1	0	1	4
F7	Minnesota	31	5-9	2-3	0-0	4-2-6	2	3	3	0	0	12
F12	• Rutgers	21	3-7	1-3	0-1	0-0-0	3	1	3	1	0	7
F15	Nebraska											
F19	Indiana											
F26	Rutgers											
M1	Ohio State											
M4	Michigan State											
M7	Illinois											

## #20 | A.J. Hammons | Junior | Center | Gary, Ind.

Date	Opponent	Min.	FG	3FG	FT	O-D-T	PF	A	TO	B	S	Pts.
N14	• Samford	18	2-5	0-2	1-2	1-2-3	1	3	2	4	1	5
N16	• IUPUI	29	2-6	0-0	2-6	1-3-4	3	2	4	4	0	6
N20	• Grambling	16	3-5	0-0	0-0	3-4-7	1	0	3	2	1	6
N24	• Kansas State	10	3-4	0-0	0-0	1-1-2	4	1	0	0	0	6
N25	• Missouri	18	3-7	0-1	6-6	2-4-6	4	0	2	3	0	12
N26	• BYU	20	5-10	0-1	2-4	2-2-4	4	1	3	4	0	12
D2	• North Carolina State	24	6-10	0-1	3-4	2-3-5	1	0	3	2	0	15
D6	• North Florida	23	7-15	0-0	2-4	5-2-7	5	1	2	5	1	16
D8	IPFW	22	6-14	0-0	1-4	5-7-12	1	1	1	5	1	13
D10	Arkansas State	17	3-7	0-1	4-6	2-3-5	2	2	0	1	0	10
D13	Vanderbilt	20	1-5	0-0	3-4	2-3-5	2	0	2	3	0	5
D20	Notre Dame	19	3-8	0-1	5-6	0-2-2	4	2	1	2	0	11
D22	Gardner-Webb	22	6-15	0-0	0-0	5-2-7	2	1	4	2	0	12
D31	Minnesota	23	5-9	0-0	1-2	3-6-9	3	2	1	1	1	11
J3	Michigan	31	6-11	0-0	3-5	2-10-12	1	0	3	2	2	15
J7	Wisconsin	23	5-10	0-0	1-2	1-3-4	3	0	4	0	0	11
J10	Maryland	18	2-6	0-0	2-2	2-4-6	4	0	3	1	0	6
J17	Penn State	33	7-11	0-0	7-9	4-8-12	4	0	7	3	0	21
J21	Illinois	33	3-6	0-0	2-4	2-5-7	1	0	1	4	0	8
J24	• Iowa	20	5-6	0-0	3-4	1-2-3	4	2	0	1	0	13
J28	• Indiana	28	4-4	0-0	3-4	1-2-3	1	1	1	8	1	11
J31	• Northwestern	28	7-9	0-0	2-3	3-6-9	2	2	0	1	0	16
F4	• Ohio State	31	3-3	0-0	1-2	2-5-7	2	2	1	7	2	7
F7	• Minnesota	33	5-8	0-0	1-1	3-7-10	2	0	1	5	1	11
F12	• Rutgers	31	6-10	0-0	5-6	3-4-7	3	2	1	4	3	17
F15	Nebraska											
F19	Indiana											
F26	Rutgers											
M1	Ohio State											
M4	Michigan State											
M7	Illinois											

GAME 26 | PURDUE vs. NEBRASKA | FEBRUARY 15, 2015

#21   Kendall Stephens   Sophomore   Guard   St. Charles, Ill.													
Date	Opponent	Min.	FG	3FG	FT	O-D-T	PF	A	TO	B	S	Pts.	
N14	• Samford	14	3-5	3-4	1-2	0-2-2	0	1	0	0	1	10	
N16	• IUPUI	32	6-11	6-9	6-6	0-4-4	2	1	2	0	2	24	
N20	• Grambling	16	2-6	1-5	1-1	0-0-0	1	2	2	0	0	6	
N24	• Kansas State	35	7-15	5-11	2-3	0-3-3	1	3	1	2	1	21	
N25	• Missouri	17	3-7	3-5	0-0	1-2-3	4	0	1	0	0	9	
N26	• BYU	32	1-9	1-5	1-2	1-4-5	1	1	2	1	1	4	
D2	• North Carolina State	26	2-11	1-4	4-6	0-2-2	2	2	1	0	0	9	
D6	• North Florida	26	2-7	2-6	4-4	0-4-4	0	4	3	0	2	10	
D8	IPFW	22	5-11	3-7	0-0	0-2-2	2	2	1	0	1	13	
D10	Arkansas State	19	6-9	6-7	0-0	0-1-1	0	2	3	3	1	18	
D13	Vanderbilt	24	2-8	1-5	6-6	0-3-3	2	1	2	0	1	11	
D20	• Notre Dame	17	1-6	1-5	0-0	0-3-3	3	2	0	0	0	3	
D22	• Gardner-Webb	20	0-5	0-4	0-0	0-4-4	1	0	1	0	0	0	
D31	• Minnesota	37	7-15	4-8	1-2	2-0-2	0	4	1	1	0	19	
J3	• Michigan	35	3-6	2-5	0-0	0-4-4	4	1	1	1	0	8	
J7	• Wisconsin	12	3-6	1-2	0-0	0-1-1	4	2	0	0	0	7	
J10	• Maryland	30	5-14	2-8	2-2	2-5-7	4	3	3	0	2	14	
J17	• Penn State	39	7-16	6-12	2-5	2-2-4	1	3	1	0	0	22	
J21	• Illinois	12	0-4	0-2	0-0	0-2-2	1	1	0	0	0	0	
J24	Iowa	15	0-4	0-3	0-0	0-0-0	0	4	1	0	0	0	
J28	Indiana	20	2-7	1-4	0-1	1-1-2	2	0	2	0	0	5	
J31	Northwestern	23	1-6	1-6	1-2	0-0-0	1	1	1	0	0	4	
F4	Ohio State	11	1-5	1-3	1-2	0-0-0	3	0	0	0	1	4	
F7	Minnesota	23	3-9	3-8	0-0	0-3-3	2	3	1	0	0	9	
F12	Rutgers	16	2-5	1-4	2-3	0-2-2	1	1	3	0	0	7	
F15	Nebraska												
F19	Indiana												
F26	Rutgers												
M1	Ohio State												
M4	Michigan State												
M7	Illinois												

#23   Jacquil Taylor   Freshman   Forward   Cambridge, Mass.													
Date	Opponent	Min.	FG	3FG	FT	O-D-T	PF	A	TO	B	S	Pts.	
N14	Samford	13	3-4	0-1	1-2	1-2-3	1	0	2	2	0	7	
N16	IUPUI	3	0-0	0-0	0-0	0-2-2	0	0	0	0	0	0	
N20	Grambling	12	2-3	1-1	0-0	0-2-2	0	2	3	0	1	5	
N24	Kansas State	7	0-1	0-1	0-0	0-2-2	0	0	1	1	0	0	
N25	Missouri	2	0-1	0-0	0-0	2-1-3	0	0	0	0	0	0	
N26	BYU					-- DID NOT PLAY --							
D2	North Carolina State					-- DID NOT PLAY --							
D6	North Florida					-- DID NOT PLAY --							
D8	IPFW					-- DID NOT PLAY --							
D10	Arkansas State	5	0-2	0-1	1-2	0-0-0	0	0	0	1	0	1	
D13	Vanderbilt					-- DID NOT PLAY --							
D20	Notre Dame					-- DID NOT PLAY --							
D22	Gardner-Webb					-- DID NOT PLAY --							
D31	Minnesota					-- DID NOT PLAY --							
J3	Michigan					-- DID NOT PLAY --							
J7	Wisconsin					-- DID NOT PLAY --							
J10	Maryland					-- DID NOT PLAY --							
J17	Penn State					-- DID NOT PLAY --							
J21	Illinois					-- DID NOT PLAY --							
J24	Iowa					-- DID NOT PLAY --							
J28	Indiana					-- DID NOT PLAY --							
J31	Northwestern					-- DID NOT PLAY --							
F4	Ohio State					-- DID NOT PLAY --							
F7	Minnesota					-- DID NOT PLAY --							
F12	Rutgers					-- DID NOT PLAY --							
F15	Nebraska												
F19	Indiana												
F26	Rutgers												
M1	Ohio State												
M4	Michigan State												
M7	Illinois												

#30   Neal Beshears   Senior   Forward   Winchester, Ind.													
Date	Opponent	Min.	FG	3FG	FT	O-D-T	PF	A	TO	B	S	Pts.	
N14	Samford					-- DID NOT PLAY --							
N16	IUPUI					-- DID NOT PLAY --							
N20	Grambling					-- DID NOT PLAY --							
N24	Kansas State					-- DID NOT PLAY --							
N25	Missouri					-- DID NOT PLAY --							
N26	BYU					-- DID NOT PLAY --							
D2	North Carolina State					-- DID NOT PLAY --							
D6	North Florida					-- DID NOT PLAY --							
D8	IPFW					-- DID NOT PLAY --							
D10	Arkansas State					-- DID NOT PLAY --							
D13	Vanderbilt					-- DID NOT PLAY --							
D20	Notre Dame					-- DID NOT PLAY --							
D22	Gardner-Webb					-- DID NOT PLAY --							
D31	Minnesota					-- DID NOT PLAY --							
J3	Michigan					-- DID NOT PLAY --							
J7	Wisconsin					-- DID NOT PLAY --							
J10	Maryland					-- DID NOT PLAY --							
J17	Penn State					-- DID NOT PLAY --							
J21	Illinois					-- DID NOT PLAY --							
J24	Iowa					-- DID NOT PLAY --							
J28	Indiana	0+	0-0	0-0	0-0	0-0-0	0	0	0	0	0	0	
J31	Northwestern					-- DID NOT PLAY --							
F4	Ohio State					-- DID NOT PLAY --							
F7	Minnesota					-- DID NOT PLAY --							
F12	Rutgers					-- DID NOT PLAY --							
F15	Nebraska												
F19	Indiana												
F26	Rutgers												
M1	Ohio State												
M4	Michigan State												
M7	Illinois												

#31   Dakota Mathias   Freshman   Guard   Elida, Ohio													
Date	Opponent	Min.	FG	3FG	FT	O-D-T	PF	A	TO	B	S	Pts.	
N14	Samford	17	2-4	2-4	0-0	0-4-4	0	3	0	0	0	6	
N16	IUPUI	16	1-2	0-1	0-0	0-0-0	0	4	0	0	0	2	
N20	Grambling	19	3-7	3-7	0-0	1-4-5	2	0	0	0	0	9	
N24	Kansas State	19	1-3	1-3	2-2	0-0-0	3	2	2	0	0	5	
N25	Missouri	18	2-3	2-3	0-0	0-1-1	3	1	0	0	0	6	
N26	BYU	11	1-2	0-1	0-0	0-2-2	3	1	0	0	0	2	
D2	North Carolina State	15	2-6	2-5	1-2	0-2-2	1	1	0	0	0	7	
D6	North Florida	16	0-6	0-3	0-0	0-3-3	0	0	1	0	0	0	
D8	IPFW	17	2-6	2-6	0-0	0-1-1	1	2	2	0	0	6	
D10	• Arkansas State	17	3-5	1-2	3-3	0-3-3	0	0	0	0	2	10	
D13	• Vanderbilt	14	0-1	0-0	0-0	0-0-0	3	1	1	0	0	0	
D20	Notre Dame	11	0-4	0-0	0-0	0-1-1	2	0	1	0	0	0	
D22	Gardner-Webb	11	0-1	0-0	0-0	0-0-0	1	1	0	0	1	0	
D31	Minnesota	13	0-2	0-2	0-0	0-0-0	2	2	0	0	0	0	
J3	Michigan	5	1-3	1-3	0-0	0-3-3	0	0	0	0	0	3	
J7	Wisconsin	19	1-2	1-1	0-0	0-1-1	2	1	1	0	1	3	
J10	Maryland	15	1-3	0-2	0-0	1-0-1	0	1	1	0	0	2	
J17	Penn State	23	2-6	1-4	2-2	0-0-0	1	4	0	1	1	7	
J21	Illinois	28	2-8	2-7	0-0	0-2-2	3	1	2	1	1	6	
J24	• Iowa	28	1-7	0-4	0-0	0-5-5	0	2	0	0	0	2	
J28	• Indiana	18	2-5	1-4	2-2	0-3-3	2	0	1	0	0	7	
J31	• Northwestern	20	0-2	0-1	0-0	0-1-1	0	2	1	0	0	0	
F4	• Ohio State	26	2-6	2-5	0-0	0-2-2	3	1	1	0	2	6	
F7	• Minnesota	21	1-6	1-5	0-0	0-2-2	3	4	2	0	1	3	
F12	• Rutgers	24	1-7	0-4	0-0	0-3-3	2	0	0	0	0	2	
F15	Nebraska												
F19	Indiana												
F26	Rutgers												
M1	Ohio State												
M4	Michigan State												
M7	Illinois												

## #35 | Rapheal Davis | Junior | Guard | Fort Wayne, Ind.

Date	Opponent	Min.	FG	3FG	FT	O-D-T	PF	A	TO	B	S	Pts.
N14	• Samford	18	5-8	1-3	2-3	0-2-2	1	3	1	0	0	13
N16	• IUPUI	19	1-3	0-0	0-0	0-1-1	3	2	0	0	1	2
N20	• Grambling	18	4-5	1-2	0-0	0-1-1	2	2	2	0	0	9
N24	• Kansas State	18	0-2	0-1	0-0	1-1-2	1	3	2	0	0	0
N25	• Missouri	29	4-7	0-1	14-18	1-2-3	1	0	1	0	2	22
N26	• BYU	35	4-10	0-1	10-11	0-4-4	3	1	4	0	2	18
D2	• North Carolina State	37	1-8	0-2	1-2	0-4-4	3	6	2	0	2	3
D6	• North Florida	17	2-6	0-2	1-2	1-1-2	1	2	2	0	0	5
D8	• IPFW	19	2-3	0-0	3-3	0-1-1	0	2	1	2	1	7
D10	• Arkansas State	18	3-6	0-1	3-6	1-2-3	2	4	1	0	0	9
D13	• Vanderbilt	33	7-9	0-0	1-1	1-2-3	0	1	1	0	3	15
D20	• Notre Dame	31	2-4	0-0	0-0	0-2-2	3	4	2	0	1	4
D22	• Gardner-Webb	32	6-10	0-1	1-2	6-6-12	1	1	1	0	2	13
D31	• Minnesota	28	4-6	0-0	10-10	0-2-2	3	4	1	0	0	18
J3	• Michigan	35	2-8	0-1	3-7	3-3-6	2	6	3	0	2	7
J7	• Wisconsin	38	2-7	0-0	0-0	0-1-1	1	2	1	0	0	4
J10	• Maryland	34	4-7	0-1	4-5	2-2-4	3	3	1	0	0	12
J17	• Penn State	33	2-5	0-1	1-2	3-2-5	5	1	1	0	2	5
J21	• Illinois	37	6-13	2-4	0-0	1-5-6	3	2	1	0	1	14
J24	• Iowa	39	8-14	3-5	5-9	2-2-4	0	1	1	1	0	24
J28	• Indiana	36	5-8	1-1	8-8	1-4-5	1	2	2	1	1	19
J31	• Northwestern	36	5-9	0-0	5-7	1-6-7	1	4	0	0	0	15
F4	• Ohio State	38	6-10	0-1	8-10	0-6-6	5	1	6	0	0	20
F7	• Minnesota	31	0-3	0-2	1-2	1-4-5	3	2	3	1	1	1
F12	• Rutgers	39	4-10	1-3	4-5	1-4-5	2	2	3	0	0	13
F15	Nebraska											
F19	Indiana											
F26	Rutgers											
M1	Ohio State											
M4	Michigan State											
M7	Illinois											

## #44 | Isaac Haas | Freshman | Center | Piedmont, Ala.

Date	Opponent	Min.	FG	3FG	FT	O-D-T	PF	A	TO	B	S	Pts.
N14	Samford	20	2-4	0-0	7-9	2-6-8	1	1	0	2	1	11
N16	IUPUI	10	2-2	0-0	2-6	1-0-1	3	0	1	0	0	6
N20	Grambling	24	6-8	0-0	5-7	2-4-6	2	2	0	1	0	17
N24	Kansas State	20	7-9	0-0	5-8	2-4-6	3	0	1	0	0	19
N25	Missouri	20	3-4	0-0	0-5	3-5-8	2	1	5	2	0	6
N26	BYU	22	4-5	0-0	4-6	1-1-2	4	0	2	1	0	12
D2	North Carolina State	16	4-7	0-0	5-5	3-4-7	1	0	0	0	0	13
D6	North Florida	15	7-10	0-0	0-3	3-3-6	3	0	1	0	1	14
D8	• IPFW	18	3-6	0-0	4-4	2-3-5	2	0	3	1	0	10
D10	• Arkansas State	18	2-6	0-0	2-5	2-3-5	1	1	3	2	0	6
D13	• Vanderbilt	20	5-8	0-0	3-8	4-3-7	2	0	2	1	0	13
D20	• Notre Dame	18	4-10	0-0	2-4	0-3-3	4	1	3	1	0	10
D22	• Gardner-Webb	11	6-9	0-0	0-2	3-1-4	5	1	3	0	0	12
D31	• Minnesota	17	2-4	0-0	2-3	2-1-3	0	0	1	1	0	6
J3	• Michigan	9	0-1	0-0	0-0	0-1-1	4	0	4	0	0	0
J7	• Wisconsin	17	5-7	0-0	1-3	0-1-1	3	0	2	0	0	11
J10	• Maryland	17	2-5	0-0	2-6	1-6-7	4	0	1	2	0	6
J17	• Penn State	12	2-3	0-0	1-2	0-1-1	3	0	1	1	0	5
J21	• Illinois	7	1-2	0-0	0-1	1-1-2	2	0	1	0	0	2
J24	Iowa	20	4-5	0-0	2-4	1-3-4	3	0	1	4	1	10
J28	Indiana	9	1-2	0-0	2-4	0-0-0	2	1	0	0	0	4
J31	Northwestern	11	2-2	0-0	6-8	0-1-1	3	1	1	0	0	10
F4	Ohio State	8	0-3	0-0	2-4	4-1-5	0	0	1	1	0	2
F7	Minnesota	7	0-2	0-0	0-0	0-0-0	1	0	4	1	0	0
F12	Rutgers	9	1-2	0-0	0-0	1-2-3	1	0	1	0	0	2
F15	Nebraska											
F19	Indiana											
F26	Rutgers											
M1	Ohio State											
M4	Michigan State											
M7	Illinois											

# Career Stats

## Beshears, Neal

			Total		3-Point		F-Throws		Rebounds											Scoring	
Season	gp-gs	min/avg	fg-fga	pct	fg-fga	pct	ft-fta	pct	off	def	tot	avg	pf	fo	ast	to	blk	stl	pts	avg	
2011-12	10-0	22/2.2	2-3	.667	0-1	.000	2-2	1.000	1	2	3	0.3	1	0	2	3	0	0	6	0.6	
2012-13	10-0	27/2.7	1-4	.250	1-3	.333	0-0	.000	1	4	5	0.5	2	0	0	4	1	0	3	0.3	
2013-14	6-0	12/2.0	0-1	.000	0-0	.000	0-0	.000	0	2	2	0.3	2	0	0	0	1	0	0	0.0	
2014-15	1-0	0/0.0	0-0	.000	0-0	.000	0-0	.000	0	0	0	0.0	0	0	0	0	0	0	0	0.0	
TOTAL	27-0	61/2.3	3-8	.375	1-4	.250	2-2	1.000	2	8	10	0.4	5	0	2	7	2	0	9	0.3	

## Davis, Rapheal

			Total		3-Point		F-Throws		Rebounds										Scoring	
Season	gp-gs	min/avg	fg-fga	pct	fg-fga	pct	ft-fta	pct	off	def	tot	avg	pf	fo	ast	to	blk	stl	pts	avg
2012-13	34-17	644/18.9	66-137	.482	10-33	.303	53-80	.663	38	94	132	3.9	63	2	30	42	6	18	195	5.7
2013-14	32-15	593/18.5	61-141	.433	9-33	.273	60-77	.779	49	70	119	3.7	61	1	42	27	10	16	191	6.0
2014-15	25-25	748/29.9	89-181	.492	9-33	.273	85-113	.752	26	70	96	3.8	50	2	61	43	5	21	272	10.9
TOTAL	91-57	1985/21.8	216-459	.471	28-99	.283	198-270	.733	113	234	347	3.8	174	5	133	112	21	55	658	7.2

## Edwards, Vince

			Total		3-Point		F-Throws		Rebounds											Scoring	
Season	gp-gs	min/avg	fg-fga	pct	fg-fga	pct	ft-fta	pct	off	def	tot	avg	pf	fo	ast	to	blk	stl	pts	avg	
2014-15	25-23	678/27.1	88-177	.497	22-63	.349	36-47	.766	52	69	121	4.8	53	1	66	41	10	11	234	9.4	
TOTAL	25-23	678/27.1	88-177	.497	22-63	.349	36-47	.766	52	69	121	4.8	53	1	66	41	10	11	234	9.4	

## Haas, Isaac

			Total		3-Point		F-Throws		Rebounds											Scoring	
Season	gp-gs	min/avg	fg-fga	pct	fg-fga	pct	ft-fta	pct	off	def	tot	avg	pf	fo	ast	to	blk	stl	pts	avg	
2014-15	25-11	375/15.0	75-126	.595	0-0	.000	57-109	.523	38	58	96	3.8	59	1	9	42	21	2	207	8.3	
TOTAL	25-11	375/15.0	75-126	.595	0-0	.000	57-109	.523	38	58	96	3.8	59	1	9	42	21	2	207	8.3	

## Hammons, A.J.

			Total		3-Point		F-Throws		Rebounds										Scoring	
Season	gp-gs	min/avg	fg-fga	pct	fg-fga	pct	ft-fta	pct	off	def	tot	avg	pf	fo	ast	to	blk	stl	pts	avg
2012-13	34-27	786/23.1	140-283	.495	0-0	.000	79-116	.681	82	122	204	6.0	69	1	21	55	67	11	359	10.6
2013-14	31-25	775/25.0	117-229	.511	0-5	.000	101-144	.701	74	156	230	7.4	91	3	15	78	96	13	335	10.8
2014-15	25-14	590/23.6	108-204	.529	0-7	.000	60-90	.667	58	100	158	6.3	64	1	25	51	75	14	276	11.0
TOTAL	90-66	2151/23.9	365-716	.510	0-12	.000	240-350	.686	214	378	592	6.6	224	5	61	184	238	38	970	10.8

## Mathias, Dakota

			Total		3-Point		F-Throws		Rebounds											Scoring	
Season	gp-gs	min/avg	fg-fga	pct	fg-fga	pct	ft-fta	pct	off	def	tot	avg	pf	fo	ast	to	blk	stl	pts	avg	
2014-15	25-8	441/17.6	31-107	.290	22-77	.286	10-11	.909	2	43	45	1.8	37	0	34	16	2	9	94	3.8	
TOTAL	25-8	441/17.6	31-107	.290	22-77	.286	10-11	.909	2	43	45	1.8	37	0	34	16	2	9	94	3.8	

## McKeeman, Jon

			Total		3-Point		F-Throws		Rebounds											Scoring	
Season	gp-gs	min/avg	fg-fga	pct	fg-fga	pct	ft-fta	pct	off	def	tot	avg	pf	fo	ast	to	blk	stl	pts	avg	
2012-13	1-0	1/1.0	0-0	.000	0-0	.000	0-0	.000	0	0	0	0.0	0	0	0	0	0	0	0	0.0	
2013-14	5-0	10/2.0	2-5	.400	1-2	.500	0-0	.000	0	4	4	0.8	0	0	0	0	0	0	5	1.0	
2014-15	5-0	12/2.4	0-1	.000	0-0	.000	0-0	.000	0	0	0	0.0	1	0	0	1	0	0	0	0.0	
TOTAL	11-0	23/2.1	2-6	.333	1-2	.500	0-0	.000	0	4	4	0.4	1	0	0	1	0	0	5	0.5	

## Career Stats

## Octeus, Jon

			Total		3-Point		F-Throws			Rebounds											Scoring	
Season	gp-gs	min/avg	fg-fga	pct	fg-fga	pct	ft-fta	pct	off	def	tot	avg	pf	fo	ast	to	blk	stl	pts	avg		
2012-13*	35-1	686/19.6	50-139	.360	7-35	.200	59-75	.787	13	77	90	2.6	74	0	45	37	3	14	166	4.7		
2013-14*	32-32	1075/33.6	130-320	.406	27-76	.355	143-189	.757	33	117	150	4.7	85	3	73	39	5	28	430	13.4		
2014-15	25-25	704/28.2	78-152	.513	13-32	.406	64-89	.719	36	89	125	5.0	67	1	63	38	5	29	233	9.3		
TOTAL	25-25	704/28.2	78-152	.513	13-32	.406	64-89	.719	36	89	125	5.0	67	1	63	38	5	29	233	9.3		
All*	92-58	2465/26.8	258-611	.422	47-143	.329	266-353	.754	82	283	365	4.0	226	4	181	114	13	71	829	9.0		

\* Statistics from prior team/school

## Scott, Bryson

			Total		3-Point		F-Throws		Rebounds											Scoring	
Season	gp-gs	min/avg	fg-fga	pct	fg-fga	pct	ft-fta	pct	off	def	tot	avg	pf	fo	ast	to	blk	stl	pts	avg	
2013-14	32-2	502/15.7	61-170	.359	5-13	.385	70-95	.737	22	60	82	2.6	54	2	44	46	3	30	197	6.2	
2014-15	20-1	218/10.9	27-70	.386	1-8	.125	31-43	.721	4	29	33	1.7	27	2	26	22	3	15	86	4.3	
TOTAL	52-3	720/13.8	88-240	.367	6-21	.286	101-138	.732	26	89	115	2.2	81	4	70	68	6	45	283	5.4	

## Smotherman, Basil

			Total		3-Point		F-Throws		Rebounds											Scoring	
Season	gp-gs	min/avg	fg-fga	pct	fg-fga	pct	ft-fta	pct	off	def	tot	avg	pf	fo	ast	to	blk	stl	pts	avg	
2013-14	32-16	604/18.9	65-112	.580	1-12	.083	28-49	.571	46	75	121	3.8	67	1	21	17	4	15	159	5.0	
2014-15	25-1	298/11.9	28-60	.467	2-14	.143	6-13	.462	14	29	43	1.7	32	0	21	9	6	11	64	2.6	
TOTAL	57-17	902/15.8	93-172	.541	3-26	.115	34-62	.548	60	104	164	2.9	99	1	42	26	10	26	223	3.9	

## Stephens, Kendall

			Total		3-Point		F-Throws		Rebounds											Scoring	
Season	gp-gs	min/avg	fg-fga	pct	fg-fga	pct	ft-fta	pct	off	def	tot	avg	pf	fo	ast	to	blk	stl	pts	avg	
2013-14	32-16	657/20.5	80-225	.356	64-173	.370	32-37	.865	7	50	57	1.8	60	1	25	23	12	14	256	8.0	
2014-15	25-16	573/22.9	74-207	.357	55-142	.387	34-47	.723	9	54	63	2.5	42	0	44	33	8	13	237	9.5	
TOTAL	57-32	1230/21.6	154-432	.356	119-315	.378	66-84	.786	16	104	120	2.1	102	1	69	56	20	27	493	8.6	

## Taylor, Jacquil

			Total		3-Point		F-Throws		Rebounds											Scoring	
Season	gp-gs	min/avg	fg-fga	pct	fg-fga	pct	ft-fta	pct	off	def	tot	avg	pf	fo	ast	to	blk	stl	pts	avg	
2014-15	6-0	42/7.0	5-11	.455	1-4	.250	2-4	.500	3	9	12	2.0	1	0	2	6	4	1	13	2.2	
TOTAL	6-0	42/7.0	5-11	.455	1-4	.250	2-4	.500	3	9	12	2.0	1	0	2	6	4	1	13	2.2	

## Thompson, P.J.

			Total		3-Point		F-Throws		Rebounds											Scoring	
Season	gp-gs	min/avg	fg-fga	pct	fg-fga	pct	ft-fta	pct	off	def	tot	avg	pf	fo	ast	to	blk	stl	pts	avg	
2014-15	23-1	344/15.0	19-60	.317	11-43	.256	6-8	.750	8	14	22	1.0	33	0	27	13	1	16	55	2.4	
TOTAL	23-1	344/15.0	19-60	.317	11-43	.256	6-8	.750	8	14	22	1.0	33	0	27	13	1	16	55	2.4	

## Toyra, Stephen

			Total		3-Point		F-Throws		Rebounds											Scoring	
Season	gp-gs	min/avg	fg-fga	pct	fg-fga	pct	ft-fta	pct	off	def	tot	avg	pf	fo	ast	to	blk	stl	pts	avg	
2012-13	11-0	30/2.7	0-1	.000	0-1	.000	2-5	.400	2	2	4	0.4	1	0	1	0	0	0	2	0.2	
2013-14	8-0	30/3.8	4-12	.333	0-4	.000	4-4	1.000	2	1	3	0.4	5	0	0	3	0	2	12	1.5	
2014-15	5-0	16/3.2	0-2	.000	0-1	.000	2-4	.500	0	2	2	0.4	1	0	0	3	0	0	2	0.4	
TOTAL	24-0	76/3.2	4-15	.267	0-6	.000	8-13	.615	4	5	9	0.4	7	0	1	6	0	2	16	0.7	



## SINGLE-GAME RECORDS

### Most Free Throws Made

Rk.	Opponent (Date)	FTM
14.	Missouri (11-25-14)	33

### Most Blocked Shots

Rk.	Opponent (Date)	Blks.
7.	IPFW (12-8-14)	10

### Most Offensive Rebounds

Rk.	Opponent (Date)	Rebs.
6.	North Florida (12-6-14)	24

### Largest Victory Margin (Overall)

Rk.	Opponent (Date)	Margin
9.	Grambling (11-20-14)	+52 (82-30)

### Largest Victory Margin (Mackey Arena)

Rk.	Opponent (Date)	Margin
3.	Grambling (11-20-14)	+52 (82-30)

### Largest Halftime Lead

Rk.	Opponent (Date)	Margin
8.	Arkansas State (12-10-14)	+34 (52-18)
17.	Samford (11-13-14)	+27 (43-16)

### Fewest Points Allowed

Rk.	Opponent (Date)	Pts.
1.	Grambling (11-20-14)	30

### Lowest Field Goal Percentage For Opponent

Rk.	Opponent (Date)	Pct. (FG-A)
4.	Samford (11-13-14)	.227 (15-66)

### Lowest Field Goal Pct. For Opponent / Half

Rk.	Opponent (Date)	Pct. (FG-A)
6.	Michigan (1-3-15)	.182 (4-22)
9.	Samford (11-13-14; 1st)	.200 (6-30)

### Most Three-Pointers Made by Opponent

Rk.	Opponent (Date)	3PM
4.	Gardner-Webb (12-22-14)	14

### Blocked Shots / Individual

Rk.	Player vs. Opponent (Date)	Blks.
3.	A.J. Hammons vs. [22] Indiana (1-28-15)	8
4.	A.J. Hammons vs. [20] Ohio State (2-4-15)	7
	A.J. Hammons vs. Central Conn. St. (11-13-13)	7
8.	A.J. Hammons vs. Minnesota (2-5-14)	6
	A.J. Hammons vs. Siena (12-1-13)	6
	A.J. Hammons vs. Siena (11-24-13)	6
	A.J. Hammons vs. Nebraska (1-16-13)	6

### Single-Season Blocked Shots

Rk.	Player (Year)	Blks.
4.	Joe Barry Carroll (1977)	82
5.	JaJuan Johnson (2011)	79
6.	JaJuan Johnson (2009)	78
7.	A.J. Hammons (2015)	75

### Single-Season Blocked Shots Per Game

Rk.	Player (Year)	GP	Blks.	Avg.
2.	A.J. Hammons (2014)	31	96	3.10
3.	A.J. Hammons (2015)	25	75	3.00
4.	Joe Barry Carroll (1977)	28	82	2.93
5.	Joe Barry Carroll (1980)	33	92	2.79

► Minimum 20 games played.

### Career Points

Rk.	Player (Years)	Pts.
47.	Dennis Blind (1952-55)	1,011
---	A.J. Hammons (2013-pres.)	970

### Career Rebounds

Rk.	Player (Years)	Rebs.
21.	Glenn Robinson (1993-94)	602
---	A.J. Hammons (2013-pres.)	592

### Career Three-Pointers Made

Rk.	Player (Years)	3PM
13.	Maynard Lewis (1999-02)	125
	Jimmy Oliver (1988-91)	125
15.	Terone Johnson (2011-14)	120
---	Kendall Stephens (2014-pres.)	119

### Career Three-Point Percentage

Rk.	Player (Years)	3PM	3PA	Pct.
11.	Robbie Hummel (2008-12)	216	555	.389
12.	Glenn Robinson (1993-94)	111	288	.385
13.	Carson Cunningham (1999-01)	99	226	.381
14.	Kendall Stephens (2014-pres.)	119	315	.378
15.	Keaton Grant (2007-10)	144	389	.370
	Tony Jones (1987-90)	60	162	.370

► Minimum 100 three-point attempts.

### Career Blocked Shots

Rk.	Player (Years)	Blks.
1.	Joe Barry Carroll (1977-80)	349
2.	JaJuan Johnson (2008-11)	263
3.	A.J. Hammons (2013-pres.)	238

### Career Blocked Shot Average

Rk.	Player (Years)	GP	Blks.	Avg.
1.	Joe Barry Carroll (1977-80)	123	349	2.84
2.	A.J. Hammons (2013-pres.)	90	238	2.64

► Minimum 50 games played.

### Season Field Goal Percentage

Rk.	Player (Year)	FGM	FGA	Pct.
12.	John Allison (2002)	109	181	.602
13.	Carl Landry (2007)	219	367	.597
	Russell Cross (1983)	194	325	.597
15.	Isaac Haas (2015)	75	126	.595

► Minimum 100 field goal attempts.

### Points By a Freshman

Rk.	Player (Year)	Pts.
11.	Troy Lewis (1985)	303
---	Vince Edwards (2015)	234
---	Isaac Haas (2015)	207

### Rebounds By a Freshman

Rk.	Player (Year)	Pts.
10.	Mike Robinson (1997)	137
---	Vince Edwards (2015)	121
---	Isaac Haas (2015)	96

### Rebound Average By a Freshman

Rk.	Player (Year)	GP	Rebs.	Avg.
7.	Wayne Walls (1975)	28	142	5.1
8.	Bruce Parkinson (1973)	24	118	4.9
9.	Vince Edwards (2015)	25	121	4.8
	Brad Miller (1995)			4.8

► Minimum 20 games played.

### Field Goal Percentage by a Freshman

Rk.	Player (Year)	FGM	FGA	Pct.
1.	Ian Stanback (1991)	73	109	.670
2.	Isaac Haas (2015)	75	126	.595

► Minimum 100 field goal attempts.

### Three-Pointers Made by a Freshman

Rk.	Player (Year)	3PM
8.	Scott Martin (2008)	26
9.	Terone Johnson (2011)	24
10.	Vince Edwards (2015)	22
	Dakota Mathias (2015)	22

### Three-Point Attempts by a Freshman

Rk.	Player (Year)	3PA
7.	Scott Martin (2008)	83
	Jaraan Cornell (1997)	83
9.	Dakota Mathias (2015)	77
---	Vince Edwards (2015)	63

### Free Throw Attempts by a Freshman

Rk.	Player (Year)	FTA
5.	A.J. Hammons (2013)	116
6.	Scott Martin (2008)	112
7.	Robbie Hummel (2008)	111
8.	Isaac Haas (2015)	109

### Assists By a Freshman

Rk.	Player (Year)	Asts.
9.	Chris Kramer (2007)	75
10	Vince Edwards (2015)	66

### Assists Per Game by a Freshman

Rk.	Player (Year)	GP	Asts.	Avg.
6.	Kyle Macy (1976)	27	88	3.26
7.	Vince Edwards (2015)	25	66	2.64
8.	E'Twaun Moore (2008)	34	88	2.59
9.	Robbie Hummel (2008)	33	84	2.55

► Minimum 20 games played.

### Assist:Turnover Ratio by a Freshman

Rk.	Player (Year)	Ast.	TO	Ratio
2.	Robbie Hummel (2008)	84	46	1.83
3.	Terone Johnson (2011)	58	33	1.76
4.	Vince Edwards (2015)	66	41	1.61
---	Dakota Mathias (2015)	34	16	2.13

► Minimum 40 assists; since 1985.

### Blocked Shots by a Freshman

Rk.	Player (Year)	Blks.
7.	Melvin McCants (1986)	26
8.	Robbie Hummel (2008)	22
9.	Isaac Haas (2015)	21

### Minutes Played by a Freshman

Rk.	Player (Year)	Mins.
10.	Kyle Macy (1976)	833
---	Vince Edwards (2015)	678

**Active Players With 1,000 Pts / 600 Rebs / 200 Blks**

Player (Team - Class)	Pts.	Rebs.	Blks.
TaShawn Thomas (Oklahoma - Sr.)	1,652	982	246
Alan Williams (UC Santa Barbara - Sr.)	1,574	1,014	205
David Kravish (California - Sr.)	1,163	856	206
---			
Chris Horton (Austin Peay - Jr.)	992	770	246
<b>A.J. Hammons (Purdue - Jr.)</b>	<b>970</b>	<b>592</b>	<b>238</b>

**Purdue Players With 1,000 Pts / 600 Rebs****By End of Junior Season**

Player (Years)	Pts.	Rebs.
Robbie Hummel (2008-10)	1,199	611
Glenn Robinson (1993-94)	1,706	602
Joe Barry Carroll (1977-79)	1,439	846
Walter Jordan (1975-77)	1,453	652
Terry Dischinger (1960-61)	1,253	636
<b>A.J. Hammons (2013-pres.)</b>	<b>970</b>	<b>592</b>

**NCAA Career Blocks Leaders (Juniors or Younger)**

Player (Team)	GP	Blks.	Avg.
Chris Obekpa (St. John's)	88	301	3.42
Chris Horton (Austin Peay)	86	246	2.86
<b>A.J. Hammons (Purdue)</b>	<b>90</b>	<b>238</b>	<b>2.64</b>

**Big Ten Blocks (League Play Only)**

Team	GP	Blks.	Avg.
<b>A.J. Hammons (Purdue)</b>	<b>12</b>	<b>37</b>	<b>3.08</b>
Minnesota	12	34	2.83
Nebraska	12	33	2.75
Penn State	12	32	2.67
Wisconsin	11	31	2.82
Northwestern	11	28	2.54
Indiana	12	28	2.33
Michigan	13	23	1.77

**NCAA Freshmen to Avg. 9.0 PPG / 4.5 RPG / 2.5 APG**

Player (Team)	Pts.	Rebs.	Asts.
D'Angelo Russell (Ohio State)	19.4	5.9	5.5
Daniel Hamilton (Connecticut)	10.0	7.1	3.2
<b>Vince Edwards (Purdue)</b>	<b>9.4</b>	<b>4.8</b>	<b>2.6</b>

**Purdue Freshmen With 300 Pts / 150 Rebs / 50 Asts**

Player (Year)	Pts.	Rebs.	Asts.
Robbie Hummel (2008)	376	201	84
Brian Cardinal (1997)	319	182	58
---			
<b>Vince Edwards (2015)</b>	<b>234</b>	<b>121</b>	<b>66</b>

**Power-Conference Career 3-Point Leaders****(Sophomores or Younger)**

Player (Team)	GP	3PM
Marcus Foster (Kansas State)	55	133
Zak Irvin (Michigan)	62	121
<b>Kendall Stephens (Purdue)</b>	<b>57</b>	<b>119</b>
Katin Reinhardt (USC)	59	111
Bryce Alford (UCLA)	62	109

**100+ FTAs in Under Than 20.0 MPG**

Player (Team - Class)	MPG	FTAs
Dakari Johnson (Kentucky - So.)	17.8	110
<b>Isaac Haas (Purdue - Fr.)</b>	<b>15.0</b>	<b>109</b>

**NCAA Guards to Average 11.0 PPG / 5.0 RPG /****2.5 APG / 50.0 FG Pct. in Conference Play**

Player (Team)	Pts.	Rebs.	Asts.	FG Pct.
Cory Hawkins (UC Davis)	22.9	6.1	4.1	.505
Thomas Walkup (Stephen F. Austin)	17.3	5.5	3.9	.644
Cody Demps (Sac. State)	11.3	5.8	3.3	.547
<b>Jon Octeus (Purdue)</b>	<b>11.3</b>	<b>5.8</b>	<b>2.6</b>	<b>.523</b>

**NCAA Players to Average 11.0 PPG / 7.0 RPG /****3.0 BPG / 50.0 FG Pct. in Conference Play**

Player (Team)	Pts.	Rebs.	Blks.	FG Pct.
Jordan Mickey (LSU)	17.7	11.5	3.7	.525
<b>A.J. Hammons (Purdue)</b>	<b>12.3</b>	<b>7.4</b>	<b>3.1</b>	<b>.624</b>



## PURDUE ROSTER NOTES

- Purdue has just six upperclassmen on its roster and before mid-August, just two of them were on scholarship (Hammons, Davis).
- Juniors **Rapheal Davis** and **A.J. Hammons** were the lone upperclassmen on scholarship until recently. Senior **Neal Beshears** was put on scholarship for the second semester last winter and junior **Stephen Toyra** was added before the start of school in August. **Jon Octeus** joined the team in early October.
- One year after having 12 of its 15 players from the state of Indiana on its roster, the 2014-15 edition has nine of its 15 players from the state.
- Last year, just three states were represented (Indiana, Washington, Illinois) on the Boilermakers' roster. This year's total is up to six as the freshman class has five players from four different states.
- Purdue is one of five teams nationally to have a pair of 7-footers on its roster as freshman **Isaac Haas** (7-2) and junior **A.J. Hammons** (7-0) will both roam the paint. The Boilermakers join Oklahoma State, UC Irvine and Arizona and Florida State (3) in that regard.
- The trio of Haas, Hammons and freshman **Jacquil Taylor** (who stands 6-9, but has a 7-2 wingspan and 9-0 reach) combine for a 21-10 wingspan (longer than the three-point line) and a combined reach of 27-8. The length of an average school bus is 48 feet.

### Players By State

**Indiana (8):** Beshears, Davis, Hammons, McKeeman, Scott, Smotherman, Thompson, Toyra

**Ohio (2):** Edwards, Mathias

**Alabama (1):** Haas

**Florida (1):** Octeus

**Illinois (1):** Stephens

**Massachusetts (1):** Taylor

### Players By Year

**Freshmen (5):** Edwards, Haas, Mathias, Taylor, Thompson

**Sophomores (3):** Scott, Smotherman, Stephens

**Juniors (4):** Davis, Hammons, McKeeman, Toyra

**Seniors (2):** Beshears, Octeus

### Players By Height

5-10:	Thompson
6-1:	McKeeman, Scott
6-3:	Toyra
6-4:	Mathias, Octeus
6-5:	Davis
6-6:	Smotherman, Stephens
6-7:	Beshears, Edwards
6-9:	Taylor
7-0:	Hammons
7-2:	Haas

### Players By Weight

175:	Octeus
180:	Toyra
188:	Thompson
190:	McKeeman
197:	Mathias, Stephens
198:	Beshears
206:	Scott
217:	Davis, Taylor
220:	Edwards
222:	Smotherman
261:	Hammons
297:	Haas

## 2014-15 Purdue Numerical Roster

No.	Name	Yr.	Pos.	Ht.	Wt.	Hometown (High School / Previous School)
0	Jon Octeus	Sr.	G	6-4	175	Miami, Fla. (Royal Palm Beach / Colorado State)
1	Bryson Scott	So.	G	6-1	206	Fort Wayne, Ind. (Northrop)
2	Jon McKeeman	Jr.	G	6-1	190	Fort Wayne, Ind. (Carroll)
3	P.J. Thompson	Fr.	G	5-10	188	Indianapolis, Ind. (Brebeuf Prep)
5	Basil Smotherman	So.	F	6-6	222	Indianapolis, Ind. (Lawrence North)
11	Stephen Toyra	Jr.	G	6-3	180	Lafayette, Ind. (Faith Christian)
12	Vince Edwards	Fr.	F	6-7	220	Middletown, Ohio (Middletown)
20	A.J. Hammons	Jr.	C	7-0	261	Gary, Ind. (Oak Hill [Va.] Academy)
21	Kendall Stephens	So.	G	6-6	197	St. Charles, Ill. (St. Charles East)
23	Jacquil Taylor	Fr.	F	6-9	217	Cambridge, Mass. (Beaver Country Day School)
30	Neal Beshears	Sr.	F	6-7	198	Winchester, Ind. (Winchester / Maine Central Institute)
31	Dakota Mathias	Fr.	G	6-4	197	Elida, Ohio (Elida)
35	Rapheal Davis	Jr.	G	6-5	217	Fort Wayne, Ind. (La Lumiere School)
44	Isaac Haas	Fr.	C	7-2	297	Hokes Bluff, Ala. (Hokes Bluff)

## 2014-15 Purdue Alphabetical Roster

No.	Name	Yr.	Pos.	Ht.	Wt.	Hometown (High School / Previous School)
30	Neal Beshears	Sr.	F	6-7	198	Winchester, Ind. (Winchester / Maine Central Institute)
35	Rapheal Davis	Jr.	G	6-5	217	Fort Wayne, Ind. (La Lumiere School)
12	Vince Edwards	Fr.	F	6-7	220	Middletown, Ohio (Middletown)
44	Isaac Haas	Fr.	C	7-2	297	Hokes Bluff, Ala. (Hokes Bluff)
20	A.J. Hammons	Jr.	C	7-0	261	Gary, Ind. (Oak Hill [Va.] Academy)
31	Dakota Mathias	Fr.	G	6-4	197	Elida, Ohio (Elida)
2	Jon McKeeman	Jr.	G	6-1	190	Fort Wayne, Ind. (Carroll)
0	Jon Octeus	Sr.	G	6-4	175	Miami, Fla. (Royal Palm Beach / Colorado State)
1	Bryson Scott	So.	G	6-1	206	Fort Wayne, Ind. (Northrop)
5	Basil Smotherman	So.	F	6-6	222	Indianapolis, Ind. (Lawrence North)
21	Kendall Stephens	So.	G	6-6	197	St. Charles, Ill. (St. Charles East)
23	Jacquil Taylor	Fr.	F	6-9	217	Cambridge, Mass. (Beaver Country Day School)
3	P.J. Thompson	Fr.	G	5-10	188	Indianapolis, Ind. (Brebeuf Prep)
11	Stephen Toyra	Jr.	G	6-3	180	Lafayette, Ind. (Faith Christian)

## Purdue Coaching / Support Staff

<b>Head Coach:</b>	Matt Painter	10th season	Purdue (1994)
<b>Associate Head Coach:</b>	Jack Owens	Seventh season	Eastern Illinois (1999)
<b>Assistant Coach:</b>	Greg Gary	Fourth season	Tulane (1992)
<b>Assistant Coach:</b>	Brandon Brantley	Second season	Purdue (1997)
<b>Director of Basketball Operations:</b>	Elliot Bloom	Seventh season	Purdue (1999)
<b>Assistant Director of Sports Performance:</b>	Josh Bonhotel	Fourth season	Wisconsin (2006)
<b>Athletic Trainer:</b>	Chad Young	Third season	Bowling Green (1999)
<b>Video Coordinator:</b>	Nick Terruso	11th season	Purdue (2000)
<b>Assistant Video Coordinator:</b>	Kenneth Lowe	Second season	Purdue (2004)

## Pronunciation Guide

0	Jon Octeus	OCK-tee-us
5	Basil Smotherman	Baz-ull
11	Stephen Toyra	steven toy-Ruh
23	Jacquil Taylor	juh-Keel
30	Neal Beshears	buh-Sheers
31	Dakota Mathias	muh-Thigh-us
35	Rapheal Davis	ray-fell
44	Isaac Haas	HAHSS