



PURDUE BOILERMAKERS

2014-15 BASKETBALL GAME NOTES

23 Big Ten Championships | 48 All-Americans | 10 Big Ten Coaches of the Year | 2 No. 1 NBA Draft Picks

SCHEDULE AND RESULTS

OVERALL RECORD:	5-1
► Non-Conference	5-1
Home	3-0
Away	0-0
Neutral	2-1
► Big Ten	0-0
Home	0-0
Away	0-0

Nov.	Rank	Opponent	Time / Result
2	# -- / --	California (Pa.)	W, 89-52
7	# -- / --	Carroll (Mont.)	W, 90-49
14	\$ -- / --	Samford	W, 80-40
16	-- / --	IUPUI	W, 77-57
20	-- / --	Grambling	W, 82-30
24	\$ -- / RV	vs. Kansas State	L, 79-88
25	\$ -- / --	vs. Missouri	W, 82-61
26	\$ -- / RV	vs. BYU	W, 87-85

Dec.	Rank	Opponent	Time / Result
2	% -- / RV	North Carolina State	9 PM
6	-- / --	North Florida	2 PM
8	-- / --	IPFW	7 PM
10	-- / --	Arkansas State	7 PM
13	-- / --	at Vanderbilt	9 PM
20	^ -- / RV	vs. Notre Dame	5:15 PM
22	-- / --	Gardner-Webb	6 PM
31	* -- / RV	Minnesota	TBA

Jan.	Rank	Opponent	Time / Result
3	* -- / 24	Michigan	2:15 PM
7	* -- / 3	at Wisconsin	7 PM
10	* -- / RV	Maryland	2:30 PM
17	* -- / --	at Penn State	1 PM
21	* -- / RV	at Illinois	9 PM
24	* -- / RV	Iowa	12 PM
28	* -- / --	Indiana	9 PM
31	* -- / --	at Northwestern	6 PM

Feb.	Rank	Opponent	Time / Result
4	* -- / 20	Ohio State	6:30 PM
7	* -- / RV	at Minnesota	3 PM
12	* -- / --	at Rutgers	7 PM
15	* -- / 21	Nebraska	5:15 PM
19	* -- / --	at Indiana	7 PM
26	* -- / --	Rutgers	9 PM

Mar.	Rank	Opponent	Time / Result
1	* -- / 20	at Ohio State	TBA
4	* -- / 19	at Michigan State	8 PM
7	* -- / RV	Illinois	4:30 PM
11	& -- / --	Big Ten Tournament First Round	TBA
12	& -- / --	Big Ten Tournament Second Round	TBD
13	& -- / --	Big Ten Tournament Quarterfinals	TBD
14	& -- / --	Big Ten Tournament Semifinals	TBD
15	& -- / --	Big Ten Tournament Finals	3:30 PM

• Home games played at Mackey Arena.
• All times Eastern and subject to change.

Denotes exhibition game.

\$ Denotes EASports Maui Invitational (Lahaina, Hawaii).

% Denotes ACC / Big Ten Challenge (West Lafayette, Ind.).

^ Denotes Crossroads Classic (Indianapolis, Ind.).

& Denotes Big Ten Tournament (Chicago, Ill.).

* Denotes Big Ten Conference game.

PURDUE (5-1, 0-0 Big Ten)

N.C. STATE (6-0, 0-0 ACC)

Tuesday, December 2, 2014 | 9 PM (ET) | Mackey Arena (14,846) | West Lafayette, Ind.

GAME 07: Things You Should Know

- Riding a new wave of momentum and confidence, the Purdue men's basketball team looks to keep its winning streak going on Tuesday night when North Carolina State comes to visit Mackey Arena for the 16th annual ACC / Big Ten Challenge. Tipoff is slated for 9 PM (ET) for the ESPNU-televised contest.
- In its last outing, Purdue had a resume-building victory in an 87-85 overtime win over BYU. The victory capped off a 2-1 appearance in the EASports Maui Invitational. The Boilermakers fell to Kansas State, 88-79, in the opening round before blasting Missouri, 82-61, last Tuesday.
- The Boilermakers received balanced scoring during the tournament, as six players averaged between 9.3 and 13.3 points per game and all six of those players reached double-figures at least once during the event.
- Freshman **Vince Edwards** continues to lead Purdue in both scoring (12.7 ppg) and rebounding (6.7 rpg) while shooting over 60 percent from the field and almost 90 percent from the free throw line. Edwards had a monster game in the win over BYU, scoring 25 points with nine rebounds and two assists.
- Sophomore **Kendall Stephens** follows at 12.3 points per game, while shooting almost 50 percent from three-point range. Junior **Rapheal Davis**, who has made 24 free throws in the last two games, is the third Boilermaker in double figures at 10.7 points per game.
- As a team, Purdue is averaging 81.2 points per game, while allowing 60.2 points per game. Purdue is shooting 50.2 percent from the field, while limiting foes to 37.3 percent. The Boilermakers have struggled with turnovers, averaging 15.0 miscues per game, 13th most in the Big Ten Conference.

About North Carolina State

- North Carolina State enters the contest with a 6-0 record, but will be stepping away from Raleigh for the first time on Tuesday night.
- The Wolfpack have won their six games in both close battles and blowouts. Two of the victories are by six or fewer points, two of them are by 12 points and the other two are by 35 and 36 points.
- Alabama transfer **Trevor Lacey**, who played against Purdue in the 2011 Puerto Rico Tipoff, leads the Wolfpack in scoring at 17.3 points per game, while shooting 48.6 percent from the field. He also averages 6.5 rpg and 3.7 apg.
- **Ralston Turner** averages 12.8 and **Cat Barber** chips in a 12.5 points per game, respectively. The Wolfpack are holding foes to 59.3 points per game.

PURDUE LINEUP

Purdue (5-1)	Ht.	Wt.	Yr.	Hometown	GP / GS	PPG	RPG	APG	MPG
F 12 Vince Edwards	6-7	220	Fr.	Middletown, Ohio	6 / 6	12.7	6.7	1.7	25.7
C 20 A.J. Hammons	7-0	261	Jr.	Gary, Ind.	6 / 6	7.8	4.3	2.8(b)	18.5
G 0 Jon Octeus (Ock-tee-us)	6-4	175	Sr.	Miami, Fla.	6 / 6	7.5	3.5	3.5	23.7
G 21 Kendall Stephens	6-6	197	So.	St. Charles, Ill.	6 / 6	12.3	2.8	1.3	24.3
G 35 Rapheal Davis (Ray-fell)	6-5	217	Jr.	Fort Wayne, Ind.	6 / 6	10.7	2.2	1.8	22.8
G 1 Bryson Scott	6-1	206	So.	Fort Wayne, Ind.	6 / 0	5.0	0.8	1.3	11.7
G 2 Jon McKeeman	6-1	190	Jr.	Fort Wayne, Ind.	3 / 0	0.0	0.0	0.0	2.7
G 3 P.J. Thompson	5-10	188	Fr.	Indianapolis, Ind.	6 / 0	3.3	1.0	1.8	18.8
F 5 Basil Smotherman (Baz-ull)	6-6	222	So.	Indianapolis, Ind.	6 / 0	2.2	2.3	1.8	12.2
G 11 Stephen Toyra (Toy-ruh)	6-3	180	Jr.	Lafayette, Ind.	3 / 0	0.7	0.3	0.0	3.7
F 23 Jacquil Taylor (Juh-keel)	6-9	217	Fr.	Cambridge, Mass.	5 / 0	2.4	2.4	0.6(b)	7.4
G 24 Anfernee Brown	6-1	190	So.	East Chicago, Ind.	2 / 0	1.5	1.0	0.0	3.5
F 30 Neal Beshears	6-7	198	Sr.	Winchester, Ind.	0 / 0	---	---	---	---
G 31 Dakota Mathias (muh-thigh-us)	6-4	197	Fr.	Elida, Ohio	6 / 0	5.0	2.0	1.8	16.7
C 44 Isaac Haas (HAHSS)	7-2	297	Fr.	Piedmont, Ala.	6 / 0	11.8	5.2	1.0(b)	19.3

North Carolina State (6-0)	Ht.	Wt.	Yr.	Hometown	GP / GS	PPG	RPG	APG	MPG
F 10 Lennard Freeman	6-8	250	So.	Washington, D.C.	6 / 6	5.0	8.8	0.5	22.7
F 21 Beejay Anya	6-9	295	So.	Washington, D.C.	6 / 3	5.0	4.3	3.8(b)	19.7
G 1 Trevor Lacey	6-3	208	Jr.	Huntsville, Ala.	6 / 6	17.3	6.5	3.7	33.5
G 12 Anthony Barber	6-2	180	So.	Newport News, Va.	6 / 6	12.5	4.3	3.8	29.8
G 22 Ralston Turner	6-5	205	Sr.	Muscle Shoals, Ala.	6 / 6	12.8	2.5	0.8	27.3



EXPERIENCE THE ACTION

Television	ESPN
Announcers	Mike Couzens, Stan Heath
Radio	Purdue Sports Network
Satellite Radio	XM (Channel 84); SIRIUS (Channel 84)
Radio Talent	Larry Clisby, Rob Blackman, Ralph Taylor
Live Stats (Fans)	PurdueSports.com
Live Stats (Media)	Bit.ly/PurdueLiveStats
Twitter Updates	@BoilerBall @ChrisForman12

THE MATCHUP

Category	Purdue	NCSU
Record	5-1	6-0
Streak	Win-2	Win-6
Scoring Offense	81.2	76.7
Scoring Defense	60.2	59.3
Scoring Margin	+21.0	+17.3
Field Goal Percentage	.502	.436
Field Goal Percentage Defense	.373	.351
Three-Point Percentage	.388	.352
Three-Point Percentage Defense	.309	.295
Free Throw Percentage	.697	.677
Rebound Margin	+6.7	+12.3
Assists Per Game	17.3	12.0
Turnovers Per Game	15.0	10.7
Assist:Turnover Ratio	1.16	1.13
Turnover Margin	+0.83	+0.67
Steals Per Game	6.8	4.5
Blocked Shots Per Game	6.8	7.2

QUICK SERIES GLANCE

Overall	NCSU leads, 4-0
Current Streak	NCSU, win-4
At Mackey Arena	NCSU leads, 2-0
Painter vs. NCSU	0-0
Last Meeting	Nov. 29, 2004 (NCSU, 60-53)

QUICK FACTS

Location	West Lafayette, Ind.
Enrollment	38,770
Founded	1869
Nickname	Boilermakers
Colors	Old Gold & Black
President	Mitchell E. Daniels
Athletic Director	Morgan J. Burke
Conference	Big Ten
Arena	Mackey Arena (1967)
Capacity	14,846 (total)
Record	561-132 (.810)
Ticket Office	(800) 49-SPORT

Coaching Staff

Head Coach	Matt Painter (10th)
Alma Mater (Year)	Purdue (1994)
Record at Purdue (Years)	196-113 (10th)
Overall Record (Years)	221-118 (11th)
Associate Head Coach	Jack Owens (7th)
Alma Mater (Year)	Eastern Illinois (1999)
Assistant Coach	Brandon Brantley (2nd)
Alma Mater (Year)	Purdue (1997)
Assistant Coach	Greg Gary (4th)
Alma Mater (Year)	Tulane (1992)
Director of Operations	Elliot Bloom (6th)
Alma Mater (Year)	Purdue (1999)

MEDIA INFORMATION

- Credentials for Purdue home games are issued to working media only and should be requested as early as possible.
- The Purdue Athletics Communications office now uses SportsSystems to request credentials and parking passes.

SportsSystems.com/Purdue

- Please allow ample time for credentials to be mailed to you. Credentials not mailed can be picked up prior to the game at the media will call at the Mackey Arena media will call area off Northwestern Avenue (under the Mackey Arena sign). Media parking is available inside Ross-Ade Stadium and an adjacent lot outside Ross-Ade Stadium.
- All Purdue practices are closed to the general public. Media members may attend practice through clearance by the Purdue athletics communications office. Media members are invited for practice with clearance by the athletics communications office and television stations can film the first 20 minutes for B-Roll footage.

TELECONFERENCES / RADIO SHOW

- Head coach **Matt Painter** will hold a teleconference typically the day prior to a game, beginning at 11:15 AM (ET). For the dial-in information and dates, please contact Forman at the information below.
- Painter (and the 13 other coaches) will participate on the Big Ten teleconference every Monday morning, beginning January 5. Painter will be slotted for every minutes, every Monday at 10:40 AM (ET). The Big Ten Conference will send out the passcode regarding the teleconferences on Sunday nights.
- Lastly, every Monday at 6 PM (ET) beginning Nov. 17, Coach Painter will join Larry Clisby at Buffalo Wild Wings at the Wabash River Landing. The show will be broadcast on the Purdue Sports Network.

PURDUE ATHLETICS COMMUNICATIONS

SID Contact: Chris Forman
Email: cforman@purdue.edu
Office | Cell: 765-494-3201 | 413-687-4590
Twitter: @ChrisForman12

PURDUE BASKETBALL SOCIAL MEDIA

			@BoilerBall
			@PurdueSports
			Facebook.com/PurdueMBB

Boilers Succeed in #ACCB1G Challenge

► Purdue has been one of the most-dominant teams in the ACC / Big Ten Challenge and will be looking to add to its impressive streak on Tuesday night.

► Purdue's seven wins in the event are tied for the most among all Big Ten teams, with the exception of Maryland (which had 10 wins while in the ACC). Illinois, Ohio State, Wisconsin and Minnesota also have seven wins.

PURDUE IN #ACCB1G CHALLENGE

Year	Opponent	Site	Result	Score
1999	North Carolina State	H	L	59-61
2000	[21] Virginia	A	L	79-98
2003	Clemson	H	W	76-64
2004	[16] North Carolina State	A	L	53-60
2005	Florida State	A	L	57-97
2006	[25] Virginia	H	W	61-59
2007	[18] Clemson	A	L	58-61
2008	[4] Duke	H	L	60-76
2009	Wake Forest	H	W	69-58
2010	Virginia Tech	A	W	58-55
2011	Miami, Fla.	H	W	76-65
2012	Clemson	A	W	73-61
2013	Boston College	H	W	88-67

► Purdue's five home wins equal the most in the Big Ten (Maryland, Minnesota, Ohio State, Michigan State).

► Purdue's 53.8 winning percentage (7-6) equals the best in the league with a minimum of 10 games with Ohio State. Nebraska is 2-1 (.667), while newcomer Maryland is 10-5, all coming as a member of the ACC.

► Purdue's five-game winning streak in the event is easily the longest current winning streak. In fact, only four teams have two-game winning streaks in the event (Minnesota - 3; Nebraska - 2; Duke - 2).

► During its streak, Purdue has won four of its five games by at least 11 points. Last year's 21-point win over Boston College equaled the largest margin of victory during last year's event (tied with North Carolina State over Northwestern, 69-48).

BIG TEN INSIDER**2014-15 Big Ten Standings**

School	Overall	Pct.	Conf.	Pct.	Str.
Maryland	7-0	1.000	0-0	.000	W-7
Wisconsin	7-0	1.000	0-0	.000	W-7
Illinois	6-0	1.000	0-0	.000	W-6
Ohio State	5-0	1.000	0-0	.000	W-5
Penn State	6-1	.750	0-0	.000	W-4
Indiana	5-1	.833	0-0	.000	W-1
Michigan	5-1	.833	0-0	.000	W-1
Northwestern	5-1	.833	0-0	.000	L-1
PURDUE	5-1	.833	0-0	.000	W-2
Nebraska	4-1	.800	0-0	.000	W-2
Michigan State	5-2	.714	0-0	.000	L-1
Iowa	5-2	.714	0-0	.000	W-3
Minnesota	4-2	.667	0-0	.000	W-1
Rutgers	3-3	.500	0-0	.000	L-1

Big Ten Schedule / Results (all times ET)**Thursday, November 27**

- Illinois 88, Indiana State 62
- Michigan State 77, Rider 45
- Wisconsin 68, Georgetown 65

Friday, November 28

- Illinois 62, Baylor 54
- Indiana 87, UNC Greensboro 79
- Maryland 61, Monmouth 56
- Michigan State 79, Marquette 68
- Minnesota 66, Georgia 62
- Nebraska 75, Tennessee-Martin 64
- Ohio State 73, James Madison 56
- Penn State 88, Bucknell 80
- Rutgers 68, Vanderbilt 65
- Wisconsin 69, Oklahoma 56

► Purdue's five-game winning streak is the longest in Big Ten history and the third-longest all time in the event.

LONGEST WINNING STREAKS IN #ACCB1G CHALLENGE

Team	Streak	Years
Duke	W-10	1999-08
Maryland	W-6	2005-10
Purdue	W-5	2009-pres.
Boston College	W-5	2006-10
Clemson	W-5	2004-08
Six Teams	W-4	

Painter's Connection With N.C. State

► While at Purdue, **Matt Painter** rented an apartment (sub-lease) for one summer with current N.C. State Senior Associate Athletic Director **Sherard Clinkscales**. Clinkscales graduated from Purdue and played four games as a walk-on in the 1989-90 season, Painter's freshman year. They were roommates on the road.

Defense Lives Here

► For Purdue to be successful, it needs to get back to its defensive ways that were a staple a few years back. If the first six games are any indication, it is on its way.

► Purdue's 30 points allowed vs. Grambling was the fifth fewest allowed nationally against a Division I opponent this year. The five other teams that held foes to 31 points or fewer this year are ranked 1st, 2nd, 5th, 7th and 13th.

FEWEST POINTS ALLOWED vs. D-I FOE THIS YEAR

Date	Team vs. Opponent	Pts.	D-PPP
11-24-14	Louisville vs. Savannah State	26	0.35
11-29-14	Virginia vs. Rutgers	26	0.47
11-20-14	San Diego State vs. CS-Bakersfield	27	0.40
11-23-14	Kentucky vs. Montana State	28	0.39
11-20-14	Purdue vs. Grambling	30	0.45
11-14-14	Wisconsin vs. Northern Kentucky	31	0.52

Saturday, November 29

- Iowa 77, Longwood 44
- Michigan 91, Nicholls State 62
- Virginia 45, Rutgers 26

Sunday, November 30

- Maryland 95, VMI 77
- Kansas 61, Michigan State 56

Monday, December 1

- Rutgers at Clemson 7 PM
- Nebraska at Florida State 7 PM

Tuesday, December 2

- Pittsburgh at Indiana 7 PM
- Minnesota at Wake Forest 7 PM
- Syracuse at Michigan 7:30 PM
- Illinois at Miami (Fla.) 9 PM
- North Carolina State at PURDUE 9 PM
- Ohio State at Louisville 9:30 PM

Wednesday, December 3

- Michigan State at Notre Dame 7:15 PM
- Virginia Tech at Penn State 7:15 PM
- Iowa at North Carolina 7:30 PM
- Virginia at Maryland 9:15 PM
- Georgia Tech at Northwestern 9:15 PM
- Duke at Wisconsin 9:30 PM

Big Ten Player of the Week

- November 17 Travis Trice, Michigan State
- November 24 Shannon Scott, Ohio State; Frank Kaminsky, Wisconsin
- December 1 D.J. Newbill, Penn State

Big Ten Freshman of the Week

- November 17 Vince Edwards, Purdue
- November 24 James Blackmon, Indiana
- December 1 Melo Trimble, Maryland

P NUMBERS TO KNOW**5**

Purdue has won five straight games in the ACC / Big Ten Challenge, a Big Ten record and the longest-active streak in the series.

• Purdue has pieced together several impressive numbers to start the 2014-15 season. Numbers are courtesy of BBState.com and KenPom.com.

■ IMPRESSIVE DEFENSIVE NUMBERS TO START SEASON

Category	Number	NCAA Rank
Block Percentage	.186	9th
Blocks Per Game	6.8	14th
Defensive Points Per Possession	0.84	23rd
2-Point Field Goal Percentage Defense	.405	32nd
Field Goal Percentage Defense	.373	35th
Adjusted Defensive Efficiency	94.9	74th
Scoring Defense	60.2	77th

• Lastly, Purdue has held four of five teams (not including season opener vs. Samford) below its pregame scoring average and three of five teams below its field goal percentage entering the game.

■ BELOW THE AVERAGES

Opponent	FG Pct. Ent. Game	FG Pct. Ent. Game	Pts. Avg. Ent. Game	Pts.
Samford	---	.227	---	40
IUPUI	.350	.413	66.0	57
Grambling	.344	.268	47.0	30
Kansas State	.484	.533	80.3	88
Missouri	.413	.345	62.0	61
BYU	.504	.435	99.0	85
North Carolina State	.436		76.7	

■ Sharing is Caring

- Early in the season, the Boilermakers have shown a drastic improvement in the assists and passing department.
- Through Sunday's games, Purdue ranks 14th nationally, and second in the Big Ten behind Iowa, in assist percentage (assists per field goals made) at 65.4 percent (104 assists, 159 FGM). Last year, Purdue assisted on just 51.0 percent of its made field goals to rank 184th nationally in that category.
- Purdue has six players with at least 10 assists, averaging at least 1.7 assists per game and three more that average at least 1.0 assists per game. Last year, Purdue had just five players to average 1.0 APG.

77

Purdue has scored at least 77 points in all six games this year. It's the second time since 1986-87 that Purdue has scored at least 77 points in first six games of the year.

• As a team, Purdue's 24 assists against Grambling were the most for the Boilermakers since having 26 against IPFW on Dec. 21, 2010, and Purdue has had at least 21 assists twice already this year. Last year, Purdue had just two games all season with 21 or more assists. The 24 assists are tied for the 14th-most nationally against a D-I foe this year.

■ Own The Paint

- Purdue's powerful inside tandem of junior **A.J. Hammons** and freshman **Isaac Haas** are dominating the paint and are off to a strong start to the 2014-15 season. Coach Painter will have the constant luxury of always having a 7-footer on the floor.
- The pair is averaging 21.3 points per game, 9.5 rebounds and 3.8 blocks per game while shooting 42-of-69 (.609) from the field in 37.8 minutes per game.
- Where they have dominated is defensively. The pair has 23 blocks in 227 minutes, including 17 by Hammons. They have helped allow just 126-of-362 points to be scored in the paint (34.8 percent), and foes have scored just 61 second-chance points so far this year.

■ Swat Club

- Purdue recorded the second-most blocks in a season in school history a year ago with 168 and early indications are that it might be able to top that this year. The school record is 176 (2008-09 season).
- Purdue has recorded 41 blocked shots to rank 14th nationally in blocked shots per game (6.8). It's early, but at the current rate (32-game season), Purdue would block 219 blocked shots this year.
- Through Sunday, the 41 blocks are tied for the ninth most nationally. Kentucky leads the way at 60.

■ November Reign

- Purdue has dominated the opposition at home during the month of November, going 33-1 (.971) under head coach **Matt Painter**. The lone loss was on Nov. 9, 2012, to Bucknell (70-65). The average margin of victory in those games is 24.0 points (815 points).
- Going back further, Purdue is 68-7 (.907) all-time at Mackey Arena during the month of November. Legendary head coach **Gene Keady** went 35-6 (.854) in November games at Mackey Arena.

34.8

Purdue's freshmen class is averaging 34.8 points per game, which at the current rate, would rank as the second-highest FR class in school history (2007-08 season).

■ Home-Streaking

- Purdue has won 11 straight games at Mackey Arena against non-conference foes, by an average of 21.9 points per game (241 points).

■ Painter vs. Unbeaten Teams

- **Matt Painter** is 4-8 against undefeated teams of 4-0 or better.

■ PAINTER VS. THE UNDEFEATED

Date	Opponent	Record Ent. Game	Result	Score
12-2-14	North Carolina St.	6-0		
12-31-13	Ohio State	13-0	L	69-78
11-28-13	Oklahoma State	5-0	L	87-97
12-3-11	Xavier	5-0	L	63-66
11-20-11	Alabama	4-0	L	56-65
1-25-11	Ohio State	20-0	L	64-87
1-1-10	West Virginia	11-0	W	77-62
11-23-09	Tennessee	4-0	W	73-72
12-2-08	Duke	7-0	L	60-76
11-28-08	Oklahoma	5-0	L	82-87
11-27-07	Clemson	5-0	L	58-61
12-9-06	Missouri	9-0	W	79-62
11-29-06	Virginia	4-0	W	61-59

■ These Kids Are All Right

- The freshmen class has been outstanding early on and Coach Painter hopes the trend can continue.
- So far, the group has scored 209 points (34.8 points per game) and contributed 101 rebounds (16.8 rpg) and 38 assists (6.3 apg) while shooting 71-of-121 (.587) from the field. The group only has 28 turnovers in 520 minutes (86.7 mpg) of action.
- The group is shooting 51-of-70 (.729) from inside the three-point line and 20-of-51 (.392) from beyond the three-point line.
- Four of the top-six scoring freshman classes have come during the Painter era, including in each of the last two years (2013 - 2nd; 2014 - 6th). The top-scoring freshman class is the group of "Baby Boilers" at 37.3 points per game.

Year	Points	Avg.	Leader
2007-08	1,267	37.3	E'Twaun Moore (437)
1996-97	1,038	34.6	Brian Cardinal (319)
2012-13	1,054	31.0	A.J. Hammons (359)
1974-75	928	33.1	Water Jordan (394)
2005-06	738	26.4	Chris Lutz (257)
2013-14	726	22.7	Kendall Stephens (256)
2014-15	209	34.8	---

■ Edwards, Haas Among the Best

- Freshmen **Vince Edwards** and **Isaac Haas** are showing their value and are two of the best freshmen in not only the Big Ten, but the country.
- Purdue and Indiana are the only schools in the Big Ten to have two freshmen rank in the top 30 in scoring. Edwards is 22nd (12.7 PPG) while Haas is 27th (11.8 PPG).
- The duo is averaging a combined 24.5 points per game and 11.8 points per game while shooting an amazing 51-of-76 (.671) from the field. Inside the three-point line, the pair is shooting a white-hot 44-of-59 (.746) from the field.

■ Edwards Off to Elite Freshman Start

- **Vince Edwards** is off to an historic start at Purdue and was honored as the Big Ten's Freshman of the Week on November 17.
- On November 16 against IUPUI, Edwards became the first Purdue freshman since **Russell Cross** in March 1981 to score at least 26 points with eight rebounds in a single game. He is the only freshman to add three blocked shots to the mix.
- Through Sunday's games, Edwards is one of seven players nationally (any class) to have scored at least 26 points with eight rebounds and three blocked shots. He is the only freshman to be on the list.

P NATIONAL RANKINGS**Associated Press Poll** (December 1)

Rk.	School	Rec.	Pts.
1.	Kentucky (62)	7-0	1,622
2.	Wisconsin (3)	7-0	1,511
3.	Arizona	6-0	1,488
4.	Duke	7-0	1,475
5.	Louisville	5-0	1,260
6.	Texas	6-0	1,254
7.	Virginia	7-0	1,196
8.	Wichita State	4-0	1,165
9.	Gonzaga	6-0	1,133
10.	Villanova	6-0	1,075
11.	Kansas	5-1	1,063
12.	North Carolina	5-1	864
13.	San Diego State	3-1	784
14.	Ohio State	5-0	759
15.	Miami (Fla.)	7-0	697
16.	West Virginia	7-0	601
17.	Michigan	5-1	454
18.	Arkansas	6-0	438
19.	Michigan State	5-2	423
20.	Iowa State	3-1	330
21.	Maryland	7-0	306
22.	Oklahoma	4-2	254
23.	Butler	5-1	222
24.	Illinois	6-0	104
25.	Utah	5-1	88

ORV (Purdue foes): North Carolina State, Nebraska, Notre Dame

USA Today Coaches Poll (December 1)

Rk.	School	Rec.	Pts.
1.	Kentucky (29)	7-0	796
2.	Duke	7-0	738
3.	Arizona (1)	6-0	735
4.	Wisconsin (2)	7-0	732
5.	Louisville	5-0	636
6.	Virginia	7-0	611
7.	Texas	6-0	592
8.	Gonzaga	6-0	586
9.	Villanova	6-0	540
10.	Wichita State	4-0	523
11.	Kansas	5-1	493
12.	North Carolina	5-1	417
13.	Ohio State	5-0	384
14.	San Diego State	5-1	380
15.	Miami (Fla.)	7-0	324
16.	Michigan	5-1	269
17.	West Virginia	7-0	247
18.	Michigan State	5-2	201
19.	Iowa State	3-1	189
20.	Oklahoma	4-2	152
21.	Arkansas	6-0	138
22.	Maryland	7-0	109
23.	Connecticut	3-2	62
24.	Florida	3-3	60
25.	Illinois	6-0	57

ORV (Purdue foes): Nebraska, North Carolina State, Notre Dame

THE NORTH CAROLINA ST. SERIES

All-time	NCSU leads, 4-0
Streak	NCSU, win-4
At Mackey Arena	NCSU leads, 2-0
At Opponent	NCSU leads, 2-0
At Neutral Site	0-0
In ACC / Big Ten Challenge	NCSU leads, 2-0
Painter vs. Opponent	0-0
Painter vs. ACC	8-6
Gottfried vs. Purdue	1-0
Purdue Points (Avg.)	264 (66.00)
North Carolina State Points (Avg.)	291 (72.75)

vs. N.C. State	Rank	Site	Result	Score
12-10-71	-- / 20	A	L	71-84
1-26-74	-- / 3	H	L	81-86
12-1-99	19 / --	H	L	59-61
11-29-04	-- / 17	A	L	53-60

vs. the ACC	GP	W	L	Pct.
Boston College	3	3	0	1.000
Clemson	5	2	3	.400
Duke	7	4	3	.571
Florida State	2	0	2	.000
Georgia Tech	3	1	2	.333
Louisville	16	11	5	.688
Miami, Fla.	3	3	0	1.000
North Carolina	10	2	8	.200
North Carolina State	4	0	4	.000
Notre Dame	41	20	21	.488
Pittsburgh	10	6	4	.600
Syracuse	3	0	3	.000
Virginia	2	1	1	.500
Virginia Tech	3	1	2	.333
Wake Forest	6	4	2	.667
TOTALS	118	58	60	.492

vs. State of North Carolina (D-I)	GP	W	L	Pct.
Appalachian State	2	2	0	1.000
Charlotte	2	2	0	1.000
Davidson	1	1	0	1.000
Duke	7	4	3	.571
East Carolina	1	1	0	1.000
High Point	1	1	0	1.000
North Carolina	10	2	8	.200
North Carolina State	4	0	4	.000
UNC Asheville	1	1	0	1.000
UNC Wilmington	1	1	0	1.000
Wake Forest	6	4	2	.667
Western Carolina	3	3	0	1.000
TOTALS	39	22	17	.564

Player	Team vs. Opponent	P	R	B Min
Ousmane Drame	Quinnipiac vs. Vermont	33	13	3 26
Josh Scott	Colorado vs. Lipscomb	29	13	3 30
Jarvis Williams	Murray State vs. MTSU	28	12	3 37
Milton Doyle	Loyola, Illinois vs. UTSA	27	8	3 29
Vince Edwards	Purdue vs. IUPUI	26	8	3 31
Aly Ahmed	CS-Bakersfield vs. High Point	26	10	3 43
Richaun Holmes	Bowling Green vs. Detroit	26	18	5 33

• Edwards has also been incredibly efficient. According to BBState.com, Edwards is 10th among the nation's freshmen in efficiency / possession at 0.36 points. Duke's super-freshman **Jahlil Okafor** is second (0.42), while Ohio State's **D'Angelo Russell** is fourth (0.39).

• Edwards is one of four players, and the only freshman, in America to average 12.0 points and 6.0 rebounds per game, while shooting 60.0 from the field, 40.0 percent from long distance and 80.0 percent from the free throw line.

Player	Team	PPG	RPG	FG	3P	FT
Shavon Shields	Nebraska	19.8	7.2	.604	.462	.853
Josh Scott	Colorado	17.2	8.6	.683	.500	.879
Vince Edwards	Purdue	12.7	6.7	.614	.412	.882
Eric Stutz	Eastern Kentucky	12.6	6.0	.641	.400	.917

• Lastly, his 25-point, 8-rebound performance against BYU made him one of three freshmen nationally to reach those levels in a game this year (Ohio State's **D'Angelo Russell**; Texas' **Myles Turner**).

Haas Drawing the Fouls

• Freshman **Isaac Haas** has made a name for himself early on this year, ranking third on the team in scoring and rebounding. He posted an impressive 19-point, six-rebound performance against Kansas State and has been dominating in six games so far.

• Haas leads the country in fouls drawn per 40 minutes, according to Ken Pomeroy (KenPom.com), drawing 9.8 fouls per 40 minutes.

• His 41 free throw attempts are third nationally among freshmen (UCLA's **Kevon Looney** - 54; Maryland's **Melo Trimble** - 48). However, the amount of time he has accomplished this is quite remarkable.

FREE THROW ATTEMPTS BY FRESHMEN

Player	Team	FTA	Mins.	Per FTA
Kevon Looney	UCLA	54	212	3.93
Melo Trimble	Maryland	48	207	4.31
Isaac Haas	Purdue	41	116	2.83
B.J. Tyson	East Carolina	41	169	4.12
Justise Winslow	Duke	40	175	4.38

The Sultan of Swat

• **A.J. Hammons** has been a defensive menace for three years now and is showing why he may be one of the favorites for Big Ten Defensive Player of the Year honors.

• Hammons has moved into third place on the Purdue career rejections list with 180 blocked shots.

• Hammons has had five games (in 71 career games) where he has recorded six or more blocked shots. By comparison, **Joe Barry Carroll** had eight games of six or more blocks in 123 contests.

• Among active players nationally, Hammons ranks 11th in career blocked shots, but is fourth among juniors.

• He ranks seventh nationally among all active players in career blocks per game at 2.54 per game.

Block Leaders	Team	GP	Blks.	Avg.
Michale Kyser	Louisiana Tech	109	282	2.59
Chris Obekpa	St. John's	70	247	3.53
Kendall Gray	Delaware State	82	236	2.88
TaShawn Thomas	Oklahoma	102	215	2.11
Chris Horton	Austin Peay	68	212	3.12
Carson Desrosiers	Providence	102	208	2.04
Kelvin Penn	Florida Atlantic	95	191	2.01
Rakeem Christmas	Syracuse	117	183	1.56
Alan Williams	CS-Santa Barbara	91	182	2.00
David Krevish	California	107	181	1.69
A.J. Hammons	Purdue	71	180	2.54
Willie Cauley-Stein	Kentucky	72	176	2.44

► Through games played Sunday, November 30.

To The Rack With Davis

• After starting the year slowly, junior **Rapheal Davis** picked it up over the last two games, averaging 20.0 points and 3.5 rebounds per game, while connecting on 24-of-29 free throws (.828) during that span. Amazingly, Davis shot just three free throws combined in the first four games.

• Davis' 18 free throw attempts against Missouri were the most for a Purdue player since **Carl Landry** had 18 attempts against Missouri on Dec. 9, 2006.

• His 18 attempts are the fourth most in the country this year and his 14 free throws made are the seventh most by a player this year.

Stephens From Deep

• **Kendall Stephens** has improved his mechanics and shot-selection and because of it, the sophomore from St. Charles, Ill., has had a breakout start.

• Stephens has made at least one three-pointer in 16 straight games, connecting on 40-of-94 (.426) during that span.

• In 38 career games, Stephens has hit three or more three-pointers in 14 of them, including in four of six games this year.

LAST THREE GAMES STATISTICS

##	Player	gp-gs	min	avg	Total		3-Point		F-Throw		Rebounds									
					fg-fga	fg%	3fg-fga	3fg%	ft-fa	ft%	off	def	tot	avg	pf	dq	a	to	blk	stl
35	Davis, Rapheal	3-3	82	27.3	8-19	.421	0-3	.000	24-29	.828	2	7	9	3.0	5	0	4	7	0	4
44	Haas, Isaac	3-0	62	20.7	14-18	.778	0-0	.000	9-19	.474	6	10	16	5.3	9	0	1	8	3	0
12	Edwards, Vince	3-3	87	29.0	10-17	.588	3-9	.333	12-13	.923	6	12	18	6.0	8	0	5	2	3	0
21	Stephens, Kendall	3-3	84	28.0	11-31	.355	9-21	.429	3-5	.600	2	9	11	3.7	6	0	4	4	3	2
20	Hammons, A.J.	3-3	48	16.0	11-21	.524	0-2	.000	8-10	.800	5	7	12	4.0	12	0	2	6	7	0
00	Octeus, Jon	3-3	81	27.0	10-19	.526	1-3	.333	7-7	1.000	2	10	12	4.0	6	0	13	6	2	4
03	Thompson, P.J.	3-0	59	19.7	3-5	.600	2-3	.667	6-8	.750	1	2	3	1.0	6	0	3	2	0	2
31	Mathias, Dakota	3-0	48	16.0	4-8	.500	3-7	.429	2-2	1.000	0	3	3	1.0	9	0	4	2	0	0
01	Scott, Bryson	3-0	28	9.3	3-5	.600	0-0	.000	4-6	.667	0	1	1	0.3	2	0	5	2	0	2
05	Smotherman, Basil	3-0	34	11.3	3-10	.300	1-4	.250	0-0	.000	1	2	3	1.0	0	0	4	1	2	1
02	McKeeman, Jon	1-0	1	1.0	0-1	.000	0-0	.000	0-0	.000	0	0	0	0.0	0	0	0	0	0	0
11	Toyra, Stephen	1-0	2	2.0	0-1	.000	0-0	.000	0-0	.000	0	0	0	0.0	0	0	0	2	0	0
23	Taylor, Jacquil	2-0	9	4.5	0-2	.000	0-1	.000	0-0	.000	2	3	5	2.5	0	0	0	1	1	0
Team											7	6	13					3		
Total.....		3	625		77-157	.490	19-53	.358	75-99	.758	34	72	106	35.3	63	0	45	46	21	15
Opponents.....		3	625		78-177	.441	21-59	.356	57-80	.713	35	59	94	31.3	77	3	41	35	12	25

- His 19 three-pointers made are tied for 24th nationally this year and is second in the Big Ten behind Indiana's **James Blackmon** (20). He is 31st nationally in three-pointers made per game (3.17).
- Stephens is shooting 39.2 percent from deep for his career, a number that ranks 11th in school history.
- Stephens also showed his improvement on the defensive end this year, making two big plays to preserve the overtime victory against BYU. He recorded a steal by beating his man to the cut, then blocked a shot in the extra session to keep the Purdue lead at two.

■ Painting the Stripe

- Purdue ranks 11th in the country in FTA / FGA (.562), attempting 178 free throws to 317 field goals. Incarnate Word, which is reclassifying this year and played a slew of non-Division I teams, leads the country at 76.5 percent. Oral Roberts is second at 66.1 percent.
- The Boilermakers are averaging 29.7 free throw attempts per game. At its current rate, Purdue would shoot 949 free throws this year, a number that would rank first in school history (currently 879 in 1999-00).
- Purdue has shot made more free throws (124) than opponents have attempted (120).
- Purdue has shot 79 free throws over the last two games, the most in a two-game span since shooting 81 against Murray State (45) and Oklahoma (36) on Dec. 2-6, 1995.
- Purdue is excelling when getting there as well. Over the last three games, Purdue is 75-of-99 (.758) from the free throw line, and after a slow start there, is showing the ability of being a strong free throw shooting team.

■ Trip to Paradise

- Purdue has appeared in three EASports Maui Invationals, posting a 6-3 record during its three appearances, going 2-1 in each season.

Date	Opponent	Result	Score
11-22-99	Chaminade	W	96-78
11-23-99	[6] Florida	W	79-68
11-24-99	[4] North Carolina	L	75-90
11-20-06	[19] Georgia Tech	L	61-79
11-21-06	Oklahoma	W	74-71
11-22-06	DePaul	W	81-73
11-24-14	Kansas State	L	79-88
11-25-14	Missouri	W	82-61
11-26-14	BYU	W	87-85

- Purdue is 16-7 all-time in seven tournaments played in Hawai'i. Purdue has won titles in the 1978 Rainbow Classic and the 1994 Big Island Invite.

- Coincidentally, the first games back from the previous two EASports Maui Invationals were the ACC / Big Ten Challenge matchups. In 1999, Purdue lost to North Carolina State (60-53), while defeating Virginia (61-59) in 2006.

■ Big Margins In Season Openers

- With the 80-40 win over Samford in the season opener, Purdue has won by at least 25 points in seven of **Matt Painter's** 10 season openers. In each of the previous six seasons they won their opener by 25 points or more, the Boilermakers advanced to the NCAA Tournament.
- Going even further back, in the last 11 occurrences dating back to the 1982-83 opener that Purdue won its season opener by at least 25 points, the Boilermakers made the NCAA Tournament.

Date	Opponent	Score	Final	Posts.
12-1-73	SIU Edwardsville	117-71	21-9	NIT
11-27-82	Eastern Illinois	83-54	21-9	NCAA
11-26-85	Stetson	88-52	22-10	NCAA
11-28-86	Stetson	97-65	25-5	NCAA
11-13-98	UNC Asheville	101-64	21-13	NCAA
11-22-02	Miami (Ohio)	73-46	19-11	NCAA
11-13-06	Northern Colorado	90-58	22-12	NCAA
11-15-07	Bethune-Cookman	66-40	25-9	NCAA
11-14-08	Detroit	82-50	27-10	NCAA
11-13-09	Cal State Northridge	89-64	29-6	NCAA
11-14-10	Howard	76-40	26-8	NCAA
11-11-11	Northern Illinois	96-34	22-13	NCAA
11-14-14	Samford	80-40	????	????



► MACKEY ARENA HISTORY

First Game	Dec. 2, 1967; [1] UCLA 73, Purdue 71
Games Sellouts	694 350
Overall Record	562-132 (.810)
Non-Conference Record	260-34 (.884)
Big Ten Record	302-98 (.755)
Total Attendance (Avg.)	9,186,867 (13,237)
Most Wins / Season	16 (2011, 2008, 2007)

Mackey Arena Yearly Records

Year	Overall	Pct.	B10	Pct.	Attn.	Avg.
1967-68	11-2	.846	7-0	1.000	180,102	13,854
1968-69	11-0	1.000	7-0	1.000	155,298	14,118
1969-70	11-1	.917	6-1	.857	169,476	14,123
1970-71	9-4	.692	5-2	.714	175,240	13,480
1971-72	8-4	.667	3-4	.429	164,412	13,701
1972-73	10-2	.833	5-2	.714	154,788	12,899
1973-74	12-2	.857	7-0	1.000	174,244	12,446
1974-75	11-1	.917	8-1	.889	164,448	13,704
1975-76	8-5	.615	6-3	.667	169,390	13,030
1976-77	11-3	.786	8-1	.889	192,738	13,767
1977-78	11-1	.917	9-0	1.000	159,300	13,275
1978-79	15-2	.882	8-1	.889	231,795	13,635
1979-80	15-2	.882	8-1	.889	234,345	13,785
1980-81	12-3	.800	6-3	.667	197,910	13,194
1981-82	12-4	.750	6-3	.667	213,040	13,315
1982-83	13-1	.929	8-1	.889	188,608	13,472
1983-84	12-1	.923	8-1	.889	173,147	13,319
1984-85	12-4	.750	6-3	.667	202,784	12,674
1985-86	13-2	.867	7-2	.778	200,085	13,339
1986-87	12-1	.923	8-1	.889	183,599	14,123
1987-88	15-1	.938	9-0	1.000	218,384	13,649
1988-89	11-3	.786	6-3	.667	197,722	14,123
1989-90	12-1	.923	8-1	.889	180,843	13,911
1990-91	11-5	.688	6-3	.667	223,664	13,979
1991-92	13-5	.722	5-4	.556	242,370	13,465
1992-93	9-5	.643	4-5	.444	197,722	14,123
1993-94	13-1	.929	8-1	.889	197,722	14,123
1994-95	12-1	.923	8-1	.889	183,599	14,123
1995-96	13-1	.929	8-1	.889	197,162	14,083
1996-97	11-3	.786	7-2	.778	196,770	14,055
1997-98	13-1	.929	7-1	.875	197,722	14,123
1998-99	12-4	.750	4-4	.500	225,968	14,123
1999-00	12-2	.857	7-1	.875	194,152	13,868
2000-01	11-7	.611	4-4	.500	215,244	11,958
2001-02	11-4	.733	5-3	.625	178,020	11,868
2002-03	14-1	.933	7-1	.875	158,280	10,552
2003-04	9-5	.643	4-4	.500	163,814	11,701
2004-05	6-9	.400	3-5	.375	175,215	11,681
2005-06	9-5	.643	3-5	.375	149,618	10,687
2006-07	16-1	.941	7-1	.875	199,733	11,749
2007-08	16-1	.941	9-0	1.000	209,865	12,345
2008-09	15-3	.833	7-2	.778	256,744	13,708
2009-10	14-2	.875	7-2	.778	218,896	13,681
2010-11	16-0	1.000	9-0	1.000	222,659	13,916
2011-12	13-4	.765	5-4	.556	226,504	13,324
2012-13	12-7	.632	5-4	.556	225,286	11,857
2013-14	12-5	.706	4-5	.444	216,553	12,738
2014-15	3-0	1.000			31,917	10,639

vs. Big Ten Opponents

Opponent	GP	W	L	Pct.	Str.
Illinois	41	30	11	.732	W-4
Indiana	42	30	12	.714	W-1
Iowa	41	31	10	.756	W-6
Maryland	0	0	0	.000	---
Michigan	43	27	16	.628	L-2
Michigan State	42	28	14	.667	L-3
Minnesota	43	37	6	.860	W-6
Nebraska	3	3	0	1.000	W-3
Northwestern	43	38	5	.884	L-1
Ohio State	42	25	17	.595	L-2
Penn State	19	17	2	.895	W-7
Rutgers	2	1	1	.500	W-1
Wisconsin	41	37	4	.902	L-2

► INSIDE THE NUMBERS

- Purdue has won 73 straight games when scoring 90 or more points.
- Purdue is 70-5 under **Matt Painter** at home against non-conference opponents.
- Purdue is 79-10 under Painter when shooting at least 48.0 percent.
- Purdue is 161-24 under Painter when shooting a higher field goal percentage than its opponent.
- Purdue is 138-23 under Painter when attempting more free throws than its opponent.
- Purdue is 74-18 under Painter when at least four players score in double figures.
- With its 87-85 win over BYU, Purdue is now 1-23 against opponents when they score between 80-89 points.
- Purdue is 95-30 under Coach Painter before turning the calendar over for the new year.
- Purdue is 80-5 under Coach Painter when winning both the rebound and turnover battles.
- Head coach **Matt Painter** needs four wins for 200 in his Purdue tenure.
- Since the start of the 2012-13 season, **Matt Painter** has started 25 different starting combinations in 72 games.

■ KEN POMEROY STATS BLAST

- Purdue is ninth nationally in percentage of minutes played by bench (.433); Kentucky leads at 49.0 percent.
- Purdue is ninth in defensive block percentage (.186), while ranking 64th in offensive block percentage (.070).
- Purdue is 14th nationally in two-point pct. (.567) and 19th in effective field goal pct. (.573). Purdue is 32nd defensively in two-point pct. (.405).
- Purdue is 16th nationally in effective height (+3.7); UC Irvine leads the country (+7.7).
- Purdue is 27th nationally in average length of possession (15.5 seconds).
- Purdue is 335th out of 351 teams in experience (1.02 years); Binghamton is the least-experienced team (0.51).
- **Isaac Haas** is first nationally in fouls drawn per 40 minutes (9.8).
- **Dakota Mathias** is 17th nationally, and third among freshmen, in offensive rating (145.8).

► MEDIA AVAILABILITY (December 2-8; Contact Chris Forman [cforman@purdue.edu] for details).

Tuesday December 2	Wednesday December 3	Thursday December 4	Friday December 5	Saturday December 6	Sunday December 7	Monday December 8
► GAMEDAY • North Carolina St. • 9:00 pm (ET) • Mackey Arena	• No Availability	► Student-Athletes • 1:15 pm (ET)	► Painter Teleconf. • 11:15 am (ET)	► GAMEDAY • North Florida • 2:00 pm (ET) • Mackey Arena	• No Availability	► GAMEDAY • IPFW • 7:00 pm (ET) • Mackey Arena

P ▶ NCAA \ BIG TEN LEADERBOARD**Big Ten / NCAA Rankings (Teams)**

Category	Overall	B1G	NCAA
Blocked Shots	6.8	1st	12th
Assists	17.3	3rd	19th
Scoring Offense	81.2	4th	24th
Scoring Margin	+21.0	4th	17th
Field Goal Percentage	.502	4th	25th
Rebound Margin	+6.7	4th	65th
Offensive Rebound Pct.	.360	4th	
Field Goal Percentage Defense	.373	5th	48th
Scoring Defense	60.2	6th	77th
Steals	6.8	6th	146th
Defensive Rebound Pct.	.711	6th	
Three-Pointers Per Game	7.5	6th	68th
Three-Point Percentage	.388	7th	63rd
Three-Point Percentage Defense	.309	7th	
Offensive Rebounds	11.2	7th	
Turnover Margin	+0.8	9th	150th
Assist/Turnover Ratio	1.16	9th	76th
Free Throw Percentage	.697	10th	143rd
Turnovers Per Game	15.0	13th	257th

▶ Rankings are through games played Nov. 30.

Big Ten Rankings (Individuals)

Category	Overall	B1G	NCAA
Vince Edwards			
Free Throw Percentage	.882	3rd	69th
Field Goal Percentage	.614	5th	
Offensive Rebounds	2.5	5th	
Rebounding	6.7	12th	
Scoring	12.7	21st	
Kendall Stephens			
Three-Pointers Made	3.2	2nd	30th
Three-Point Percentage	.487	10th	40th
Scoring	12.3	22nd	
Isaac Haas			
Field Goal Percentage	.750	2nd	
Scoring	11.8	26th	
Jon Octeus			
Assists	3.5	12th	
Assist/Turnover Ratio	2.10	13th	
A.J. Hammons			
Blocked Shots	2.8	2nd	26th
Rapheal Davis			
Free Throw Percentage	.813	15th	

▶ Rankings are through games played Nov. 30.

■ Dos Altos

• Purdue is one of five teams nationally to have a pair of seven-footers on its roster. Coach Painter has hinted at a small possibility of playing **Isaac Haas** and **A.J. Hammons** together.

• With the addition of 6-9 **Jacquil Taylor**, the trio's reach is 27-feet, 8-inches and the wingspan of the trio is 23-feet, 4-inches.

Team	Players	Height	Weight
Florida State	Boris Bojanovsky	7-3	240
	Michael Ojo	7-1	292
	Kiel Turpin	7-0	240
Arizona	Dusan Ristic	7-0	245
	Kaleb Tarczewski	7-0	245
Oklahoma State	Anthony Allen, Jr.	7-1	240
	Marek Soucek	7-0	240
Purdue	Isaac Haas	7-2	297
	A.J. Hammons	7-0	261
UC Irvine	Mamadou Ndiaye	7-6	300
	Ioannis Dimakopoulos	7-2	257

■ Quick Starts Are The Key

• Purdue has started 3-0 (or better) in 17 of the last 36 seasons, dating back to the 1979-80 season. Fifteen of Purdue's last 16, 3-0 starts have ended in a postseason tournament appearance at the end of the year. However, the lone time it did not make the postseason came last year.

• The Boilermakers have started 3-0 (or better) seven times under Painter, including in each of the last two years (2014, 2015).

Year	Start	Final	Post.
1979-80	6-0	23-10	NCAA Final Four
1982-83	5-0	21-9	NIT 2nd Rd.
1983-84	7-0	22-7	NCAA 1st Rd.
1986-87	7-0	25-5	NCAA 2nd Rd.
1992-93	9-0	18-10	NCAA 1st Rd.
1993-94	14-0	29-5	NCAA Elite Eight
1994-95	3-0	25-7	NCAA 2nd Rd.
1997-98	5-0	28-8	NCAA Sweet 16
1998-99	3-0	21-13	NCAA Sweet 16
2003-04	6-0	17-14	NIT 2nd Rd.
2007-08	3-0	25-9	NCAA 2nd Rd.
2008-09	5-0	27-10	NCAA Sweet 16
2009-10	14-0	29-6	NCAA Sweet 16
2010-11	5-0	26-8	NCAA 3rd Rd.
2011-12	4-0	22-13	NCAA 3rd Rd.
2013-14	5-0	15-17	---
2014-15	3-0	?????	---

■ Road Warriors

• Purdue's 37 "true" road wins since the 2007-08 season are the fourth most in the Big Ten (Michigan State, Wisconsin, Ohio State). These four programs are the only Big Ten schools with a winning percentage greater than 40.0 percent on the road during that span.

Team	2008	2009	2010	2011	2012	2013	2014	2015	Total
Michigan St.	4-6	9-1	9-4	2-8	7-4	6-5	7-3	1-0	46-31
Wisconsin	10-2	4-7	5-5	5-6	7-4	5-6	8-3	0-0	44-33
Ohio State	3-8	4-6	6-5	9-2	7-4	5-5	5-5	0-0	39-35
PURDUE	6-5	5-5	8-2	7-5	5-5	4-7	2-8	0-0	37-37
Illinois	3-8	5-5	6-6	3-7	3-7	5-6	6-7	0-0	31-46
Michigan	2-10	3-8	3-7	5-5	5-6	5-5	7-4	0-0	30-45
N'western	4-10	4-9	2-9	5-9	4-8	3-7	5-7	1-0	28-59
Minnesota	4-8	4-6	3-7	3-7	6-6	3-8	3-7	0-0	26-49
Indiana	7-2	0-11	1-8	0-11	5-6	7-2	2-8	0-0	22-48
Penn State	2-8	6-6	3-8	3-8	1-11	1-9	5-7	1-0	22-57
Iowa	3-8	1-11	1-10	2-9	3-10	2-8	4-6	0-0	16-62
Nebraska	2-9	4-8	1-10	1-8	3-9	2-10	3-8	0-1	16-63

■ Big Exhibition Wins Equal Season Success

• Purdue earned a pair of big wins during the exhibition season, which usually means season success. Five times during the **Matt Painter** era, Purdue has won both of its exhibition games by 20 or more points. In all five seasons it has done so, it reached the NCAA Tournament.

Year	Opponent	Score	Record
2006-07	North Dakota	W, 92-60	22-12
	Wisconsin-Platteville	W, 78-56	
2007-08	Indianapolis	W, 89-64	25-9
	Saginaw Valley State	W, 86-60	
2008-09	Florida Southern	W, 94-62	27-10
	Northern State	W, 81-61	
2009-10	California, Pa.	W, 78-44	29-6
	Kentucky Wesleyan	W, 74-52	
2010-11	Indianapolis	W, 82-59	26-8
	Midwestern State	W, 78-58	
2014-15	California (Pa.)	W, 89-52	????
	Carroll (Mont.)	W, 90-49	

■ Freshmen Play Under Painter

• Coach Painter has never been shy about playing freshmen and the trend will likely continue this year. Five freshmen enter the mix as part of a recruiting class ranked in the nation's top 30.

• Four of the top six single-season freshmen class scoring performances have come under Painter, including last year's freshmen class scoring 726 points to rank sixth on the list.

• In addition, there have been only 16 freshmen in school history to start a season opener. Eleven of them have come during the Painter era, including **Vince Edwards** this year.

■ Have We Met Before?

• Purdue will face four first-time opponents this year in Grambling, IU-PUI, Gardner-Webb and Arkansas State, but if past records against the respective leagues mean anything, Purdue can expect success.

• Against the four respective leagues (Big South, SWAC, Summit, Sun Belt), Purdue is a combined 28-0 entering the 2014-15 season.

Head Coach Matt Painter

► Record at Purdue:	196-113 (.634) / 10th year
► Career Record:	221-118 (.652) / 11th year
► Big Ten Record:	89-69 (.563)

• With a pair of Sweet 16 appearances, six NCAA Tournament berths, Big Ten regular-season and tournament titles and an international gold medal on his résumé, 10th-year head coach Matt Painter is widely regarded as one of the brightest minds in all of college basketball.

• Painter affirmed his long-term commitment to Purdue in March of 2011, agreeing to a new eight-year contract that will keep him in West Lafayette through at least the 2018-19 season.

• Painter has averaged over 21 wins per season during his tenure at the helm of the Purdue program, including at least 20 victories in six of those seasons.

• Painter's tenure has seen Purdue basketball restore its status among the upper echelon of college basketball programs. The last eight years have seen six 20-win seasons and NCAA Tournament berths, two Sweet 16 appearances, a regular-season Big Ten title and a Big Ten Tournament crown.

• The three winningest classes in program history are the classes of 2011, 2012 and 2010, respectively, and five of the 10 winningest individual players Purdue has ever seen have come from the Painter ranks. Success, however, didn't happen overnight.

• Painter officially became the 18th head men's basketball coach in Purdue history on April 1, 2005, and immediately set about laying the groundwork for a dramatic reversal in the program's fortunes.

• The Boilermakers were at their best during the 2009 postseason run, rattling off double-digit victories over Penn State and Illinois to reach the Big Ten Tournament final, where they dispatched Ohio State, 65-61, to earn the first conference tournament crown in program history.

• Painter has also resurrected Mackey Arena as one of the country's best home-court advantages, piling up a 123-28 (.815) record at home over the last nine seasons, including a remarkable 67-5 (.931) record against non-conference opponents.

• Painter has been named Big Ten Coach of the Year three times in the last six seasons, earning the consensus award in 2008 and 2011, and winning the coaches' vote in 2010. He is one of only six men to win the award more at least three times since its inception in 1974.

• Painter has seen a total of 21 players earn a combined 38 Academic All-Big Ten honors during his tenure as head coach. Painter has also mentored an Academic All-American, as Moore earned second-team honors during the 2009-10 season.

• In addition, the program has received the NCAA Public Recognition Award for posting a multi-year academic progress rate among the top 10 percent. Purdue has had an APR of at least 985 in each of the last three years, one of two schools in the Big Ten that can stake that claim (Michigan).

P ► BIG TEN AND NCAA STATISTICAL CHAMPIONS UNDER PAINTER**2005-06**

• Bryant Dillon – Big Ten three-point field goal percentage, conference games only (.500)

2006-07

• Chris Lutz – Big Ten three-point field goal percentage, all games (.472)

2007-08

- Big Ten three-point field goal percentage, all games (.373)
- Big Ten three-point field goal percentage, conference games only (.396)
- Big Ten three-point field goals per game, conference games only (8.39)
- Big Ten turnover margin, all games (+4.62)
- Big Ten turnover margin, conference games only (+5.11)
- Big Ten steals per game, conference games only (8.39)
- Robbie Hummel – Big Ten three-point field goal percentage, conference games only (.476)
- Chris Kramer – Big Ten steals per game, all games (2.27)
- Chris Kramer – Big Ten steals per game, conference games only (2.56)

2008-09

- Big Ten scoring margin, all games (+9.3)
- Big Ten field goal percentage defense, all games (.391)
- JaJuan Johnson – Big Ten blocks per game, all games (2.11)
- JaJuan Johnson – Big Ten blocks per game, conference games only (2.28)
- Chris Kramer – Big Ten steals per game, all games (2.14)
- Chris Kramer – Big Ten steals per game, conference games only (2.06)

2009-10

- Big Ten field goal percentage defense, all games (.399)
- Big Ten turnover margin, all games (+4.80)
- Robbie Hummel – Big Ten free throw percentage, all games (.902)
- JaJuan Johnson – Big Ten blocks per game, conference games only (2.00)

2010-11

- JaJuan Johnson – Big Ten scoring, all games (20.5)
- JaJuan Johnson – Big Ten scoring, conference games only (20.7)
- JaJuan Johnson – Big Ten blocks per game, all games (2.32)
- JaJuan Johnson – Big Ten blocks per game, conference games only (2.50)

2011-12

- NCAA turnovers per game (8.7)
- Big Ten turnover margin, all games (+3.83)
- Big Ten turnover margin, conference games only (+3.39)
- Big Ten assist-to-turnover ratio, all games (1.5)
- Big Ten assist-to-turnover ratio, conference games only (1.6)
- Lewis Jackson – Big Ten assist-to-turnover ratio, conference games only (2.8)

2013-14

- Big Ten blocked shots, all games (5.3)
- Big Ten offensive rebounds per game, all games (13.9)
- Big Ten offensive rebounds per game, conference games only (13.6)
- Big Ten defensive rebounds per game, conference games only (25.6)
- Big Ten defensive rebound percentage, conference games only (.735)
- A.J. Hammons – Big Ten blocked shots, all games (3.1)
- A.J. Hammons – Big Ten blocked shots, conference games only (2.6)

P ► HEAD COACH MATT PAINTER

Born	Aug. 27, 1970
Hometown	Muncie, Indiana
High School	Delta High School
Degree	Purdue (1994)
Master's	Eastern Illinois (1998)

FAMILY

Daughter	Maggie
Daughter	Emma
Son	Brayden

Coaching Experience

Years	School, Position
1994	Wash. & Jefferson, asst. coach
1995	Barton College, asst. coach
1996-98	Eastern Illinois, asst. coach
1999-03	Southern Illinois, asst. coach
2004	Southern Illinois, head coach
2005	Purdue, assoc. head coach
2006-pres.	Purdue, head coach

Playing Experience

Years	
1990-93	Purdue
– <i>Honorable mention All-Big Ten, 1993</i>	

Coaching Honors

2004	Missouri Valley Coach of the Year
2004	District V Coach of the Year (USBWA)
2008	Big Ten Coach of the Year
2008	District 10 Coach of the Year (NABC)
2008	Naismith Coach of the Year Finalist
2008	Jim Phelan Coach of the Year Finalist
2008	Skip Prosser Man of the Year Finalist
2008	Henry Iba Award Nominee
2009	Henry Iba Award Nominee
2010	Big Ten Coach of the Year
2010	District V Coach of the Year (USBWA)
2010	District 7 Coach of the Year (NABC)
2010	Jim Phelan Coach of the Year Finalist
2011	Big Ten Coach of the Year
2011	District V Coach of the Year (USBWA)
2011	District 7 Coach of the Year (NABC)
2011	Jim Phelan Coach of the Year Finalist

Coaching Tree

Travis Carroll
• Assistant Coach at Indianapolis University
Tarrance Crump
• Assistant Director of Operations at Univ. of California
Paul Lusk
• Head coach at Missouri State University
Cuonzo Martin
• Head coach at University of California
Rick Ray
• Head coach at Mississippi State University
Micah Shrewsbury
• Assistant Coach with the Boston Celtics

P ▶ YEAR-BY-YEAR COACHING RECORD

Year	School	Overall	Pct.	Conf.	Pct.	Postseason
2003-04	Southern Illinois	25-5	.833	17-1	.944	NCAA (0-1)
2005-06	Purdue	9-19	.321	3-13	.188	
2006-07	Purdue	22-12	.647	9-7	.563	NCAA (1-1)
2007-08	Purdue	25-9	.735	15-3	.833	NCAA (1-1)
2008-09	Purdue	27-10	.730	11-7	.611	NCAA (2-1)
2009-10	Purdue	29-6	.829	14-4	.778	NCAA (2-1)
2010-11	Purdue	26-8	.765	14-4	.778	NCAA (1-1)
2011-12	Purdue	22-13	.629	10-8	.556	NCAA (1-1)
2012-13	Purdue	16-18	.471	8-10	.444	CBI (1-1)
2013-14	Purdue	15-17	.469	5-13	.278	
2014-15	Purdue	5-1	.833			
Southern Illinois (1)		25-5	.833	17-1	.944	1 NCAA (0-1)
Purdue (10th)		196-113	.634	89-69	.563	6 NCAA (8-6)
Career (11th)		221-118	.652	106-70	.602	7 NCAA (8-7)
Postseason Record		16-17	.485			
MVC Tournament		1-1	.500			
Big Ten Tournament		6-8	.429			
NCAA Tournament		8-7	.533			
CBI Invitational		1-1	.500			

Milestone Victories

Win	Score	Opponent	Date
1	67-62	Wyoming	11-22-03
26	82-75	Wofford (First at Purdue)	11-19-05
-- FIRST WIN AT PURDUE			
50	62-38	Michigan State	2-7-07
100	49-45	Iowa	2-14-09
106	65-61	Ohio State	3-15-09
-- 2009 BIG TEN TOURNAMENT CHAMPIONSHIP			
150	82-69	Northwestern	12-31-10
200	89-73	Minnesota	3-9-13

NBA Draft Picks Under Painter

2007	Carl Landry, 31st to Seattle
2011	Jajuan Johnson, 27th to Boston via New Jersey
2011	E'Twaun Moore, 55th overall to Boston
2012	Robbie Hummel, 58th to Minnesota

All-Americans Under Painter

2010	Robbie Hummel, 2nd (NABC) / HM (AP)
2010	E'Twaun Moore, HM (AP)
2011	Jajuan Johnson, consensus
2011	E'Twaun Moore, 3rd (NABC) / HM (AP)
2012	Robbie Hummel, HM (AP)

Painter's Home Record at Purdue

Year	Non-Conf.	Big Ten	Overall
2005-06	6-0	3-5	9-5
2006-07	9-0	7-1	16-1
2007-08	7-1	9-0	16-1
2008-09	8-1	7-2	15-3
2009-10	7-0	7-2	14-2
2010-11	7-0	9-0	16-0
2011-12	8-0	5-4	13-4
2012-13	7-3	5-4	12-7
2013-14	8-0	4-5	12-5
2014-15	2-0		2-0
TOTALS	69-5	56-23	125-28
	(.932)	(.709)	(.817)

P ▶ PAINTER AMONG BIG TEN / PURDUE ELITE**Big Ten Coach of the Year Honors**

7	Gene Keady	Purdue
5	Bobby Knight	Indiana
3	Matt Painter	Purdue
3	Tom Izzo	Michigan State
3	Bo Ryan	Wisconsin
3	Thad Matta	Ohio State

Wins Over AP Top 25 Teams (25)

Date	Opponent	Site	Result
2-11-06	[22] Michigan	Home	W, 84-70
11-29-06	[25] Virginia	Home	W, 61-59
2-15-07	[24] Indiana	Home	W, 81-68
12-15-07	[22] Louisville	N1	W, 67-59
1-26-08	[11] Wisconsin	Home	W, 60-56
2-9-08	[8] Wisconsin	Away	W, 72-67
2-12-08	[10] Michigan State	Home	W, 60-54
12-20-08	[22] Davidson	N1	W, 76-58
1-22-09	[21] Minnesota	Away	W, 70-62
2-17-09	[6] Michigan State	Home	W, 72-54
3-21-09	[15] Washington	N2#	W, 76-74
11-23-09	[9] Tennessee	N3	W, 73-72
1-1-10	[6] West Virginia	Home	W, 77-62
1-28-10	[16] Wisconsin	Home	W, 60-57
2-9-10	[10] Michigan State	Away	W, 76-64
2-17-10	[9] Ohio State	Away	W, 60-57
3-21-10	[23] Texas A&M	N4#	W, 63-61
1-22-11	[17] Michigan State	Home	W, 86-76
1-29-11	[16] Minnesota	Home	W, 73-61
2-16-11	[10] Wisconsin	Home	W, 70-62
2-20-11	[2] Ohio State	Home	W, 76-63
2-25-12	[11] Michigan	Away	W, 75-61
3-16-12	[24] Saint Mary's	N5#	W, 72-69
1-2-13	[11] Illinois	Home	W, 68-61
3-3-13	[17] Wisconsin	Away	W, 69-56

- NCAA Tournament**N1 - Indianapolis, Ind.****N2 - Portland, Ore.****N3 - St. Thomas, US Virgin Islands****N4 - Spokane, Wash.****N5 - Omaha, Neb.****P ▶ PAINTER VS. ALL OPPONENTS**

Opponent	SIU	Purdue	Overall
Alabama	0-1	2-1	2-2
Alcorn State	0-0	1-0	1-0
Ark.-Pine Bluff	0-0	1-0	1-0
Austin Peay	0-0	1-0	1-0
Ball State	0-0	4-0	4-0
Baylor	0-0	1-0	1-0
Bethune-Cookman	0-0	1-0	1-0
Boston College	0-0	2-0	2-0
Bradley	2-0	0-0	2-0
Bucknell	0-0	0-1	0-1
Buffalo	0-0	1-0	1-0
Butler	0-0	0-3	0-3
BYU	0-0	1-0	1-0
Cal State-Northridge	0-0	1-0	1-0
Central Connecticut State	0-0	1-0	1-0
Central Michigan	0-0	1-0	1-0
Charlotte	0-1	0-0	0-1
Chicago State	0-0	1-0	1-0
Clemson	0-0	1-1	1-1
Connecticut	0-0	0-1	0-1
Coppin State	0-0	2-0	2-0
Creighton	2-0	0-0	2-0
Davidson	0-0	1-0	1-0
Delaware State	0-0	1-0	1-0
DePaul	0-0	1-0	1-0
Detroit	0-0	1-0	1-0
Drake	2-0	0-0	2-0
Duke	0-0	0-2	0-2
Eastern Illinois	0-0	1-0	1-0
Eastern Michigan	0-0	3-1	3-1
Evansville	3-0	0-1	3-1
Florida	0-0	0-1	0-1
Florida International	0-0	1-0	1-0
Florida State	0-0	0-1	0-1
Georgia Tech	0-0	0-1	0-1
Grambling	0-0	1-0	1-0
Hawai'i	1-0	0-0	1-0
High Point	0-0	1-0	1-0
Hofstra	0-0	1-0	1-0
Howard	0-0	1-0	1-0
Illinois	0-0	12-5	12-5
Illinois State	2-0	1-0	3-0
Indiana	0-0	7-8	7-8
Indiana State	2-0	3-1	5-1
IPFW	0-0	4-0	4-0
Iona	0-0	1-0	1-0
Iowa	0-0	11-5	11-5
Iowa State	0-0	0-1	0-1
IUPUI	0-0	1-0	1-0
Jacksonville State	1-0	0-0	1-0
Kansas	0-0	0-1	0-1
Kansas State	0-0	0-1	0-1
Lamar	0-0	1-0	1-0
Lipscomb	0-0	1-0	1-0
Louisville	0-0	1-0	1-0
Loyola, Chicago	0-0	3-1	3-1
Maryland-Eastern Shore	0-0	1-0	1-0
Memphis	0-0	0-1	0-1
Miami	0-0	1-0	1-0
Michigan	0-0	8-8	8-8
Michigan State	0-0	6-11	6-11
Milwaukee	1-0	0-0	1-0
Minnesota	0-0	10-5	10-5
Missouri	0-0	2-1	2-1
Missouri State	2-1	1-0	3-1
Montana	1-0	0-0	1-0
Murray State	0-1	0-0	0-1
Nebraska	0-0	4-2	4-2
New Orleans	0-0	1-0	1-0
North Carolina State			
North Florida	0-0	1-0	1-0
Northern Colorado	0-0	1-0	1-0
Opponent	SIU	Purdue	Overall
Northern Illinois	0-0	1-0	1-0
Northern Iowa	1-1	1-0	2-1
Northern Kentucky	0-0	1-0	1-0
Northwestern	0-0	10-7	10-7
Notre Dame	0-0	0-1	0-1
Oakland	0-0	1-0	1-0
Oklahoma	0-0	1-1	1-1
Oklahoma State	0-0	0-1	0-1
Ohio State	0-0	5-15	5-15
Oregon State	0-0	0-1	0-1
Penn State	0-0	14-5	14-5
Richmond	0-0	0-1	0-1
Rider	0-0	1-0	1-0
Saint Joseph's	0-0	1-0	1-0
Saint Mary's	0-0	1-0	1-0
Saint Peter's	0-0	1-0	1-0
Samford	0-0	1-0	1-0
Santa Clara	0-0	0-1	0-1
Siena	0-0	3-0	3-0
SE Missouri State	1-0	1-0	2-0
SIU-Edwardsville	0-0	1-0	1-0
South Alabama	0-0	1-0	1-0
South Dakota St.	0-0	1-0	1-0
Southern Illinois	0-0	1-0	1-0
Temple	0-0	1-0	1-0
Tennessee	0-0	1-0	1-0
Tennessee-Martin	0-0	1-0	1-0
Texas A&M	0-0	1-0	1-0
Texas A&M-Corpus Christi	0-0	1-0	1-0
Texas Southern	0-0	1-0	1-0
UNC Wilmington	0-0	1-0	1-0
Valparaiso	0-0	3-0	3-0
VCU	0-0	0-1	0-1
Villanova	0-0	0-1	0-1
Virginia	0-0	1-0	1-0
Virginia Tech	0-0	1-0	1-0
Wagner	0-0	1-0	1-0
Wake Forest	0-0	1-0	1-0
Washington	0-0	1-0	1-0
Washington State	0-0	0-1	0-1
West Virginia	0-0	3-1	3-1
Western Carolina	0-0	2-0	2-0
Western Illinois	0-0	1-0	1-0
Western Michigan	0-0	1-0	1-0
Wichita State	2-0	0-0	2-0
William & Mary	0-0	1-0	1-0
Wisconsin	0-0	8-6	8-6
Wofford	0-0	1-1	1-1
Wright State	1-0	0-0	1-0
Wyoming	1-0	0-0	1-0
Xavier	0-0	0-4	0-4

2014-15 Results / Leaders

Overall Record: 5-1 Home: 3-0 Away: 0-0 Neutral: 2-1
Big Ten Record: 0-0 Home: 0-0 Away: 0-0

Date	Opponent	W/L	Score	High Scorer	High Rebounds	High Assists	High Steals	High Blocks	Attend.
Nov. 14	Samford	W	80-40	Davis, Edwards (13)	Edwards, Haas (8)	Four Players (3)	Thompson (2)	Hammons (4)	10,430
Nov. 16	IUPUI	W	77-57	Edwards (26)	Edwards (8)	Mathias, Ochteus (4)	Scott, Stephens (2)	Hammons (4)	11,466
Nov. 20	Grambling	W	82-30	Haas (17)	Hammons (7)	Smotherman (5)	Scott (3)	Hammons (2)	10,021
Nov. 24	# vs. Kansas State	L	79-88	Stephens (21)	Haas (6)	Ochteus (6)	Ochteus (2)	Edwards, Stephens (2)	2,400
Nov. 25	# vs. Missouri	W	82-61	Davis (22)	Haas (8)	Ochteus (4)	Davis (2)	Hammons (3)	2,400
Nov. 26	# vs. BYU	W	87-85 •	Edwards (25)	Edwards (9)	Ochteus (3)	Davis (2)	Hammons (4)	2,400

Dec. 2 \$ North Carolina State

Dec. 6 North Florida

Dec. 8 IPFW

Dec. 10 Arkansas State

Dec. 13 at Vanderbilt

Dec. 20 vs. Notre Dame

Dec. 22 Gardner-Webb

Dec. 31 * Minnesota

Jan. 3 * Michigan

Jan. 7 * Wisconsin

Jan. 10 * Maryland

Jan. 17 * at Penn State

Jan. 21 * at Illinois

Jan. 24 * Iowa

Jan. 28 * Indiana

Jan. 31 * at Northwestern

Feb. 4 * Ohio State

Feb. 8 * at Minnesota

Feb. 12 * at Rutgers

Feb. 15 * Nebraska

Feb. 19 * at Indiana

Feb. 26 * Rutgers

March 1 * at Ohio State

March 4 * at Michigan State

March 7 * Illinois

March 11-15 ^ Big Ten Tournament

Denotes EA Sports Maui Invitational (Lahaina, Hawaii)

\$ Denotes ACC / Big Ten Challenge

% Denotes Crossroads Classic (Indianapolis, Ind.)

* Denotes Big Ten Conference game

^ Denotes Big Ten Conference Tournament (Indianapolis, Ind.)

P ATTENDANCE TOTALS

Overall					Big Ten				
Site	Games	Totals	Avg.	High	Site	Games	Totals	Avg.	High
Home	3	31,917	10,639	11,466 vs. IUPUI (11-16-14)	Home				
Away					Away				
Neutral	3	7,200	2,400	2,400, Three Times					
Totals	6	39,117	6,519	11,466 vs. IUPUI (11-16-14)	Totals				

P MARGINS OF VICTORY

	1	2	3	4	5	6	7	8	9	10	11	12	13	14	15	16	17	18	19	20	21	22	23	24	25+
Purdue	1																			1	1				2
Opponents									1																

P LARGEST LEADS / DEFICITS

When Leading					When Trailing				
Largest Margin of Victory				52 (82-30) vs. Grambling (11-20-14)	Largest Margin of Defeat				9 (79-88) vs. Kansas State (11-24-14)
Largest Overall Lead				52 (82-30; Final Score) vs. Grambling (11-20-14)	Largest Overall Deficit				20 (31-51; 17:07 2nd) vs. Kansas State (11-24-14)
Largest Halftime Lead				27 (43-16) vs. Samford (11-14-14)	Largest Halftime Deficit				15 (24-39) vs. Kansas State (11-24-14)
Largest Lead in a Loss				2 (10-8; 15:00 1st) vs. Kansas State (11-24-14)	Largest Deficit Overcome in a Win				4 (11-15; 12:47 1st) vs. BYU (11-26-14)
Largest Halftime Lead in a Loss				---	Largest Halftime Deficit in a Win				---
Largest Purdue Run				19-0 (1st half over 7:31) vs. Samford (11-14-14)	Largest Opponent Run				11-0 (1st half over 5:58) by Kansas State (11-24-14)

ACC / BIG TEN CHALLENGE | GAME 07 | PURDUE vs. NORTH CAROLINA STATE | DECEMBER 2, 2014

2014-15 Game-by-Game Comparison

Team	W/L	FG-FGA	Pct.	3P-3PA	Pct.	FT-FTA	Pct.	O-D	Reb.	PF	A	TO	B	S	1st	2nd	OT	Pts.	PPP
Purdue	W	26-47	.553	9-21	.429	19-31	.613	8-37	45	16	21	16	9	6	43	37		80	1.15
Samford		15-66	.227	3-20	.150	7-11	.636	13-21	34	24	9	12	2	8	16	24		40	0.57
Purdue	W	25-50	.500	8-17	.471	19-31	.613	10-20	30	18	14	15	8	9	48	29		77	1.10
IUPUI		19-46	.413	6-16	.375	13-17	.765	9-18	27	32	10	21	0	7	38	19		57	0.86
Purdue	W	31-63	.492	9-25	.360	11-17	.647	15-26	41	16	24	13	3	11	37	45		82	1.19
Grambling		11-41	.268	4-15	.267	4-12	.333	6-21	27	19	4	27	0	1	15	15		30	0.44
Purdue	L	28-51	.549	9-22	.409	14-20	.700	7-20	27	20	19	13	5	3	24	55		79	1.19
Kansas State		32-60	.533	7-18	.389	17-28	.607	13-20	33	18	18	9	2	9	39	49		88	1.27
Purdue	W	22-47	.468	5-14	.357	33-43	.767	15-26	41	20	12	16	8	6	45	37		82	1.20
Missouri		19-55	.345	7-20	.350	16-20	.800	11-17	28	29	9	15	3	7	20	41		61	0.89
Purdue	W	27-59	.458	5-17	.294	28-36	.778	12-26	38	23	14	17	8	6	40	41	6	87	1.10
BYU		27-62	.435	7-21	.333	24-32	.750	11-22	33	30	14	11	7	9	35	46	4	85	1.07

Purdue
North Carolina State

Purdue
North Florida

Purdue
IPFW

Purdue
Arkansas State

Purdue
Vanderbilt

Purdue
Notre Dame

Purdue
Gardner-Webb

Purdue
Minnesota

Purdue
Michigan

Purdue
Wisconsin

Purdue
Maryland

Purdue
Penn State

Purdue
Illinois

Purdue
Iowa

Purdue
Indiana

Purdue
Northwestern

Purdue
Ohio State

Purdue
Minnesota

Purdue
Rutgers

Purdue
Nebraska

Purdue
Indiana

Purdue
Rutgers

Purdue
Ohio State

Purdue
Michigan State

Purdue
Illinois

Purdue
Big Ten Tournament

DECEMBER 2, 2014 | PURDUE vs. NORTH CAROLINA STATE | GAME 07 | ACC / BIG TEN CHALLENGE

2014-15 Overall Stats: 5-1 | Big Ten: 0-0 | Non-Conference: 5-1 | Home: 3-0 | Away: 0-0 | Neutral: 2-1

##	Player	GP	GS	Min	Avg	FG	FGA	Pct	3FG	FGA	Pct	FT	FTA	Pct	Off	Def	Tot	Avg	PF	FO	A	TO	Blk	Stl	Pts	Avg
12	Edwards, Vince	6	6	154	25.7	27	44	.614	7	17	.412	15	17	.882	15	25	40	6.7	13	0	10	7	6	3	76	12.7
21	Stephens, Kendall	6	6	146	24.3	22	53	.415	19	39	.487	11	14	.786	2	15	17	2.8	9	0	8	8	3	5	74	12.3
44	Haas, Isaac	6	0	116	19.3	24	32	.750	0	0	.000	23	41	.561	11	20	31	5.2	15	0	4	9	6	0	71	11.8
35	Davis, Rapheal	6	6	137	22.8	18	35	.514	2	8	.250	26	32	.813	2	11	13	2.2	11	0	11	10	0	5	64	10.7
20	Hammons, A.J.	6	6	111	18.5	18	37	.486	0	4	.000	11	18	.611	10	16	26	4.3	17	0	7	15	17	2	47	7.8
0	Octeus, Jon	6	6	142	23.7	16	30	.533	1	4	.250	12	15	.800	6	15	21	3.5	13	0	21	10	3	7	45	7.5
1	Scott, Bryson	6	0	70	11.7	8	19	.421	1	2	.500	13	20	.650	0	5	5	0.8	6	0	8	7	1	8	30	5.0
31	Mathias, Dakota	6	0	100	16.7	10	21	.476	8	19	.421	2	2	1.000	1	11	12	2.0	11	0	11	2	0	0	30	5.0
3	Thompson, P.J.	6	0	113	18.8	5	15	.333	4	12	.333	6	8	.750	2	4	6	1.0	9	0	11	4	0	7	20	3.3
23	Taylor, Jacquil	5	0	37	7.4	5	9	.556	1	3	.333	1	2	.500	3	9	12	2.4	1	0	2	6	3	1	12	2.4
5	Smotherman, Basil	6	0	73	12.2	5	17	.294	1	6	.167	2	5	.400	5	9	14	2.3	5	0	11	4	2	3	13	2.2
24	Brown, Anfernee	2	0	7	3.5	1	3	.333	1	2	.500	0	0	.000	0	2	2	1.0	2	0	0	1	0	0	3	1.5
11	Toyra, Stephen	3	0	11	3.7	0	1	.000	0	0	.000	2	4	.500	0	1	1	0.3	1	0	0	3	0	0	2	0.7
2	McKeeman, Jon	3	0	8	2.7	0	1	.000	0	0	.000	0	0	.000	0	0	0	0.0	0	0	0	0	0	0	0	0.0
TM	TEAM														10	12	22	3.7	0		4				0	
TOTAL		6				159	317	.502	45	116	.388	124	178	.697	67	155	222	37.0	113	0	104	90	41	41	487	81.2
OPPONENTS		6				123	330	.373	34	110	.309	81	120	.675	63	119	182	30.3	152	4	64	95	14	41	361	60.2

2014-15 vs. Unranked Teams: 3-0

##	Player	GP	GS	Min	Avg	FG	FGA	Pct	3FG	FGA	Pct	FT	FTA	Pct	Off	Def	Tot	Avg	PF	FO	A	TO	Blk	Stl	Pts	Avg
12	Edwards, Vince	6	6	154	25.7	27	44	.614	7	17	.412	15	17	.882	15	25	40	6.7	13	0	10	7	6	3	76	12.7
21	Stephens, Kendall	6	6	146	24.3	22	53	.415	19	39	.487	11	14	.786	2	15	17	2.8	9	0	8	8	3	5	74	12.3
44	Haas, Isaac	6	0	116	19.3	24	32	.750	0	0	.000	23	41	.561	11	20	31	5.2	15	0	4	9	6	0	71	11.8
35	Davis, Rapheal	6	6	137	22.8	18	35	.514	2	8	.250	26	32	.813	2	11	13	2.2	11	0	11	10	0	5	64	10.7
20	Hammons, A.J.	6	6	111	18.5	18	37	.486	0	4	.000	11	18	.611	10	16	26	4.3	17	0	7	15	17	2	47	7.8
0	Octeus, Jon	6	6	142	23.7	16	30	.533	1	4	.250	12	15	.800	6	15	21	3.5	13	0	21	10	3	7	45	7.5
1	Scott, Bryson	6	0	70	11.7	8	19	.421	1	2	.500	13	20	.650	0	5	5	0.8	6	0	8	7	1	8	30	5.0
31	Mathias, Dakota	6	0	100	16.7	10	21	.476	8	19	.421	2	2	1.000	1	11	12	2.0	11	0	11	2	0	0	30	5.0
3	Thompson, P.J.	6	0	113	18.8	5	15	.333	4	12	.333	6	8	.750	2	4	6	1.0	9	0	11	4	0	7	20	3.3
23	Taylor, Jacquil	5	0	37	7.4	5	9	.556	1	3	.333	1	2	.500	3	9	12	2.4	1	0	2	6	3	1	12	2.4
5	Smotherman, Basil	6	0	73	12.2	5	17	.294	1	6	.167	2	5	.400	5	9	14	2.3	5	0	11	4	2	3	13	2.2
24	Brown, Anfernee	2	0	7	3.5	1	3	.333	1	2	.500	0	0	.000	0	2	2	1.0	2	0	0	1	0	0	3	1.5
11	Toyra, Stephen	3	0	11	3.7	0	1	.000	0	0	.000	2	4	.500	0	1	1	0.3	1	0	0	3	0	0	2	0.7
2	McKeeman, Jon	3	0	8	2.7	0	1	.000	0	0	.000	0	0	.000	0	0	0	0.0	0	0	0	0	0	0	0	0.0
TM	TEAM														10	12	22	3.7	0		4				0	
TOTAL		6				159	317	.502	45	116	.388	124	178	.697	67	155	222	37.0	113	0	104	90	41	41	487	81.2
OPPONENTS		6				123	330	.373	34	110	.309	81	120	.675	63	119	182	30.3	152	4	64	95	14	41	361	60.2

2014-15 Home Stats: 3-0 | Big Ten: 0-0 | Non-Conference: 3-0

##	Player	GP	GS	Min	Avg	FG	FGA	Pct	3FG	FGA	Pct	FT	FTA	Pct	Off	Def	Tot	Avg	PF	FO	A	TO	Blk	Stl	Pts	Avg
12	Edwards, Vince	3	3	67	22.3	17	27	.630	4	8	.500	3	4	.750	9	13	22	7.3	5	0	5	5	3	3	41	13.7
21	Stephens, Kendall	3	3	62	20.7	11	22	.500	10	18	.556	8	9	.889	0	6	6	2.0	3	0	4	4	0	3	40	13.3
44	Haas, Isaac	3	0	54	18.0	10	14	.714	0	0	.000	14	22	.636	5	10	15	5.0	6	0	3	1	3	0	34	11.3
35	Davis, Rapheal	3	3	55	18.3	10	16	.625	2	5	.400	2	3	.667	0	4	4	1.3	6	0	7	3	0	1	24	8.0
1	Scott, Bryson	3	0	42	14.0	5	14	.357	1	2	.500	9	14	.643	0	4	4	1.3	4	0	3	5	1	6	20	6.7
20	Hammons, A.J.	3	3	63	21.0	7	16	.438	0	2	.000	3	8	.375	5	9	14	4.7	5	0	5	9	10	2	17	5.7
31	Mathias, Dakota	3	0	52	17.3	6	13	.462	5	12	.417	0	0	.000	1	8	9	3.0	2	0	7	0	0	0	17	5.7
0	Octeus, Jon	3	3	61	20.3	6	11	.545	0	1	.000	5	8	.625	4	5	9	3.0	7	0	8	4	1	3	17	5.7
23	Taylor, Jacquil	3	0	28	9.3	5	7	.714	1	2	.500	1	2	.500	1	6	7	2.3	1	0	2	5	2	1	12	4.0
5	Smotherman, Basil	3	0	39	13.0	2	7	.286	0	2	.000	2	5	.400	4	7	11	3.7	5	0	7	3	0	2	6	2.0
3	Thompson, P.J.	3	0	54	18.0	2	10	.200	2	9	.222	0	0	.000	1	2	3	1.0	3	0	8	2	0	5	6	2.0
24	Brown, Anfernee	2	0	7	3.5	1	3	.333	1	2	.500	0	0	.000	0	2	2	1.0	2	0	0	1	0	0	3	1.5
11	Toyra, Stephen	2	0	9	4.5	0	0	.000	0	0	.000	2	4	.500	0	1	1	0.5	1	0	0	1	0	0	2	1.0
2	McKeeman, Jon	2	0	7	3.5	0	0	.000	0	0	.000	0	0	.000	0	0	0	0.0	0	0	0	0	0	0	0	0.0
TM	TEAM														3	6	9	3.0	0		1				0	
TOTAL		3				82	160	.513	26	63	.413	49	79	.620	33	83	116	38.7	50	0	59	44	20	26	239	79.7
OPPONENTS		3				45	153	.294	13	51	.255	24	40	.600	28	60	88	29.3	75	1	23	60	2	16	127	42.3

2014-15 Away / Neutral Stats: 2-1 | Big Ten: 0-0 | Non-Conference: 2-1

#	Player	GP	GS	Min	Avg	FG	FGA	Pct	3FG	FGA	Pct	FT	FTA	Pct	Off	Def	Tot	Avg	PF	FO	A	TO	Blk	Stl	Pts	Avg
35	Davis, Rapheal	3	3	82	27.3	8	19	.421	0	3	.000	24	29	.828	2	7	9	3.0	5	0	4	7	0	4	40	13.3
44	Haas, Isaac	3	0	62	20.7	14	18	.778	0	0	.000	9	19	.474	6	10	16	5.3	9	0	1	8	3	0	37	12.3
12	Edwards, Vince	3	3	87	29.0	10	17	.588	3	9	.333	12	13	.923	6	12	18	6.0	8	0	5	2	3	0	35	11.7
21	Stephens, Kendall	3	3	84	28.0	11	31	.355	9	21	.429	3	5	.600	2	9	11	3.7	6	0	4	4	3	2	34	11.3
20	Hammons, A.J.	3	3	48	16.0	11	21	.524	0	2	.000	8	10	.800	5	7	12	4.0	12	0	2	6	7	0	30	10.0
0	Octeus, Jon	3	3	81	27.0	10	19	.526	1	3	.333	7	7	1.000	2	10	12	4.0	6	0	13	6	2	4	28	9.3
3	Thompson, P.J.	3	0	59	19.7	3	5	.600	2	3	.667	6	8	.750	1	2	3	1.0	6	0	3	2	0	2	14	4.7
31	Mathias, Dakota	3	0	48	16.0	4	8	.500	3	7	.429	2	2	1.000	0	3	3	1.0	9	0	4	2	0	0	13	4.3
1	Scott, Bryson	3	0	28	9.3	3	5	.600	0	0	.000	4	6	.667	0	1	1	0.3	2	0	5	2	0	2	10	3.3
5	Smotherman, Basil	3	0	34	11.3	3	10	.300	1	4	.250	0	0	.000	1	2	3	1.0	0	0	4	1	2	1	7	2.3
2	McKeeman, Jon	1	0	1	1.0	0	1	.000	0	0	.000	0	0	.000	0	0	0	0.0	0	0	0	0	0	0	0	0.0
11	Toyra, Stephen	1	0	2	2.0	0	1	.000	0	0	.000	0	0	.000	0	0	0	0.0	0	0	0	2	0	0	0	0.0
23	Taylor, Jacquil	2	0	9	4.5	0	2	.000	0	1	.000	0	0	.000	2	3	5	2.5	0	0	0	1	1	0	0	0.0
TM	TEAM														7	6	13	4.3	0			3			0	
	TOTAL	3				77	157	.490	19	53	.358	75	99	.758	34	72	106	35.3	63	0	45	46	21	15	248	82.7
	OPPONENTS	3				78	177	.441	21	59	.356	57	80	.713	35	59	94	31.3	77	3	41	35	12	25	234	78.0

ACC / BIG TEN CHALLENGE | GAME 07 | PURDUE vs. NORTH CAROLINA STATE | DECEMBER 2, 2014

2014-15 Wins Stats: 5-0

##	Player	GP	GS	Min	Avg	FG	FGA	Pct	3FG	FGA	Pct	FT	FTA	Pct	Off	Def	Tot	Avg	PF	FO	A	TO	Blk	Stl	Pts	Avg
12	Edwards, Vince	5	5	130	26.0	25	39	.641	7	15	.467	15	17	.882	14	22	36	7.2	10	0	9	7	4	3	72	14.4
35	Davis, Rapheal	5	5	119	23.8	18	33	.545	2	7	.286	26	32	.813	1	10	11	2.2	10	0	8	8	0	5	64	12.8
21	Stephens, Kendall	5	5	111	22.2	15	38	.395	14	28	.500	9	11	.818	2	12	14	2.8	8	0	5	7	1	4	53	10.6
44	Haas, Isaac	5	0	96	19.2	17	23	.739	0	0	.000	18	33	.545	9	16	25	5.0	12	0	4	8	6	0	52	10.4
20	Hammons, A.J.	5	5	101	20.2	15	33	.455	0	4	.000	11	18	.611	9	15	24	4.8	13	0	6	14	17	2	41	8.2
0	Octeus, Jon	5	5	116	23.2	12	24	.500	0	3	.000	9	12	.750	6	13	19	3.8	12	0	15	8	3	5	33	6.6
31	Mathias, Dakota	5	0	81	16.2	9	18	.500	7	16	.438	0	0	.000	1	11	12	2.4	8	0	9	0	0	0	25	5.0
1	Scott, Bryson	5	0	59	11.8	6	16	.375	1	2	.500	11	16	.688	0	4	4	0.8	6	0	6	6	1	8	24	4.8
3	Thompson, P.J.	5	0	92	18.4	4	14	.286	3	11	.273	6	8	.750	2	3	5	1.0	5	0	11	3	0	7	17	3.4
23	Taylor, Jacquil	4	0	30	7.5	5	8	.625	1	2	.500	1	2	.500	3	7	10	2.5	1	0	2	5	2	1	12	3.0
5	Smotherman, Basil	5	0	64	12.8	4	15	.267	0	4	.000	2	5	.400	5	9	14	2.8	5	0	10	4	2	3	10	2.0
24	Brown, Anfernee	2	0	7	3.5	1	3	.333	1	2	.500	0	0	.000	0	2	2	1.0	2	0	0	1	0	0	3	1.5
11	Toyra, Stephen	3	0	11	3.7	0	1	.000	0	0	.000	2	4	.500	0	1	1	0.3	1	0	0	3	0	0	2	0.7
2	McKeeman, Jon	3	0	8	2.7	0	1	.000	0	0	.000	0	0	.000	0	0	0	0.0	0	0	0	0	0	0	0	0.0
TM	TEAM														8	10	18	3.6	0		3				0	
	TOTAL	5				131	266	.492	36	94	.383	110	158	.696	60	135	195	39.0	93	0	85	77	36	38	408	81.6
	OPPONENTS	5				91	270	.337	27	92	.293	64	92	.696	50	99	149	29.8	134	4	46	86	12	32	273	54.6

2014-15 Losses Stats: 0-1

##	Player	GP	GS	Min	Avg	FG	FGA	Pct	3FG	FGA	Pct	FT	FTA	Pct	Off	Def	Tot	Avg	PF	FO	A	TO	Blk	Stl	Pts	Avg
21	Stephens, Kendall	1	1	35	35.0	7	15	.467	5	11	.455	2	3	.667	0	3	3	3.0	1	0	3	1	2	1	21	21.0
44	Haas, Isaac	1	0	20	20.0	7	9	.778	0	0	.000	5	8	.625	2	4	6	6.0	3	0	0	1	0	0	19	19.0
0	Octeus, Jon	1	1	26	26.0	4	6	.667	1	1	1.000	3	3	1.000	0	2	2	2.0	1	0	6	2	0	2	12	12.0
20	Hammons, A.J.	1	1	10	10.0	3	4	.750	0	0	.000	0	0	.000	1	1	2	2.0	4	0	1	1	0	0	6	6.0
1	Scott, Bryson	1	0	11	11.0	2	3	.667	0	0	.000	2	4	.500	0	1	1	1.0	0	0	2	1	0	0	6	6.0
31	Mathias, Dakota	1	0	19	19.0	1	3	.333	1	3	.333	2	2	1.000	0	0	0	0.0	3	0	2	2	0	0	5	5.0
12	Edwards, Vince	1	1	24	24.0	2	5	.400	0	2	.000	0	0	.000	1	3	4	4.0	3	0	1	0	2	0	4	4.0
5	Smotherman, Basil	1	0	9	9.0	1	2	.500	1	2	.500	0	0	.000	0	0	0	0.0	0	0	1	0	0	0	3	3.0
3	Thompson, P.J.	1	0	21	21.0	1	1	1.000	1	1	1.000	0	0	.000	0	1	1	1.0	4	0	0	1	0	0	3	3.0
35	Davis, Rapheal	1	1	18	18.0	0	2	.000	0	1	.000	0	0	.000	1	1	2	2.0	1	0	3	2	0	0	0	0.0
23	Taylor, Jacquil	1	0	7	7.0	0	1	.000	0	1	.000	0	0	.000	0	2	2	2.0	0	0	0	1	1	0	0	0.0
TM	TEAM														2	2	4	4.0	0		1				0	
	TOTAL	1				28	51	.549	9	22	.409	14	20	.700	7	20	27	27.0	20	0	19	13	5	3	79	79.0
	OPPONENTS	1				32	60	.533	7	18	.389	17	28	.607	13	20	33	33.0	18	0	18	9	2	9	88	88.0

2014-15 First-Half Stats

##	Player	GP	GS	Min	Avg	FG	FGA	Pct	3FG	FGA	Pct	FT	FTA	Pct	Off	Def	Tot	Avg	PF	FO	A	TO	Blk	Stl	Pts	Avg
12	Edwards, Vince	6	6	76	12.7	18	24	.750	5	8	.625	3	3	1.000	7	12	19	3.2	3	0	5	2	4	1	44	7.3
21	Stephens, Kendall	6	6	71	11.8	10	24	.417	8	18	.444	7	8	.875	1	11	12	2.0	3	0	0	4	2	3	35	5.8
44	Haas, Isaac	6	0	53	8.8	11	14	.786	0	0	.000	8	17	.471	4	7	11	1.8	6	0	2	5	3	0	30	5.0
35	Davis, Rapheal	6	6	69	11.5	8	13	.615	1	3	.333	13	14	.929	1	10	11	1.8	5	0	6	8	0	3	30	5.0
0	Octeus, Jon	6	6	70	11.7	8	16	.500	0	3	.000	7	10	.700	2	9	11	1.8	5	0	11	3	2	4	23	3.8
20	Hammons, A.J.	6	6	56	9.3	11	21	.524	0	3	.000	0	1	.000	5	4	9	1.5	7	0	2	9	11	2	22	3.7
1	Scott, Bryson	6	0	41	6.8	5	9	.556	1	2	.500	6	9	.667	0	1	1	0.2	3	0	3	5	0	3	17	2.8
31	Mathias, Dakota	6	0	52	8.7	5	12	.417	5	12	.417	0	0	.000	0	6	6	1.0	5	0	9	1	0	0	15	2.5
3	Thompson, P.J.	6	0	56	9.3	4	9	.444	4	7	.571	1	2	.500	2	1	3	0.5	5	0	4	3	0	3	13	2.2
5	Smotherman, Basil	6	0	37	6.2	3	10	.300	1	4	.250	0	2	.000	2	5	7	1.2	2	0	8	1	1	2	7	1.2
23	Taylor, Jacquil	5	0	19	3.8	0	1	.000	0	1	.000	1	2	.500	0	5	5	1.0	0	0	0	4	1	0	1	0.2
TM	TEAM														1	8	9	1.5	0		3				0	
	TOTAL	6				83	153	.542	25	61	.410	46	68	.676	25	79	104	17.3	44	0	50	48	24	21	237	39.5
	OPPONENTS	6				57	161	.354	19	57	.333	30	45	.667	31	54	85	14.2	65	0	30	52	5	23	163	27.2

2014-15 Second-Half Stats

##	Player	GP	GS	Min	Avg	FG	FGA	Pct	3FG	FGA	Pct	FT	FTA	Pct	Off	Def	Tot	Avg	PF	FO	A	TO	Blk	Stl	Pts	Avg
44	Haas, Isaac	6	0	61	10.2	13	18	.722	0	0	.000	15	24	.625	7	13	20	3.3	9	0	2	4	3	0	41	6.8
21	Stephens, Kendall	6	6	70	11.7	12	28	.429	11	20	.550	4	6	.667	1	3	4	0.7	6	0	8	4	0	1	39	6.5
35	Davis, Rapheal	6	6	63	10.5	9	20	.450	1	5	.200	13	18	.722	1	1	2	0.3	6	0	5	0	0	2	32	5.3
12	Edwards, Vince	6	6	73	12.2	9	20	.450	2	9	.222	12	14	.857	7	11	18	3.0	10	0	5	4	2	2	32	5.3
20	Hammons, A.J.	6	6	52	8.7	6	14	.429	0	1	.000	11	17	.647	5	12	17	2.8	10	0	5	6	6	0	23	3.8
0	Octeus, Jon	6	6	67	11.2	7	12	.583	1	1	1.000	5	5	1.000	4	6	10	1.7	7	0	10	7	0	3	20	3.3
31	Mathias, Dakota	6	0	48	8.0	5	9	.556	3	7	.429	2	2	1.000	1	5	6	1.0	6	0	2	1	0	0	15	2.5
23	Taylor, Jacquil	5	0	18	3.6	5	8	.625	1	2	.500	0	0	.000	3	4	7	1.4	1	0	2	2	2	1	11	2.2
1	Scott, Bryson	6	0	29	4.8	3	10	.300	0	0	.000	7	11	.636	0	4	4	0.7	3	0	5	2	1	5	13	2.2
24	Brown, Anfernee	2	0	7	3.5	1	3	.333	1	2	.500	0	0	.000	0	2	2	1.0	2	0	0	1	0	0	3	1.5
3	Thompson, P.J.	6	0	57	9.5	1	6	.167	0	5	.000	5	6	.833	0	3	3	0.5	4	0	7	1	0	4	7	1.2
5	Smotherman, Basil	6	0	36	6.0	2	7	.286	0	2	.000	2	3	.667	3	4	7	1.2	3	0	3	3	1	1	6	1.0
11	Toyra, Stephen	3	0	11	3.7	0	1	.000	0	0	.000	2	4	.500	0	1	1	0.3	1	0	0	3	0	0	2	0.7
2	McKeeman, Jon	3	0	8	2.7	0	1	.000	0	0	.000	0	0	.000	0	0	0	0.0	0	0	0	0	0	0	0	0.0
TM	TEAM														8	4	12	2.0	0		1				0	
	TOTAL	6				73	157	.465	20	54	.370	78	110	.709	40	73	113	18.8	68	0	54	39	15	19	244	40.7
	OPPONENTS	6				65	164	.396	15	52	.288	49	73	.671	31	63	94	15.7	86	0	34	41	7	16	194	32.3

2014-15 Individual Superlatives

Category	Purdue	Opponent
Points	26 by Vince Edwards vs. IUPUI (11-16-14)	32 by Tyler Haws, BYU (11-26-14)
Points (Half)	19 (1st) by Vince Edwards vs. IUPUI (11-16-14)	20 (2nd) by Tyler Haws, BYU (11-26-14)
Field Goals Made	11 by Vince Edwards vs. IUPUI (11-16-14)	9 by Tyler Haws, BYU (11-26-14)
		9 by Marcus Foster, Kansas State (11-24-14)
Field Goal Attempts	16 by Vince Edwards vs. IUPUI (11-16-14)	19 by Tyler Haws, BYU (11-26-14)
Field Goal Percentage (min. 6 made)	.778 (7-9) by Vince Edwards vs. BYU (11-26-14)	.643 (9-14) by Marcus Foster, Kansas State (11-24-14)
Three-Pointers Made	6 by Kendall Stephens vs. IUPUI (11-16-14)	5 by Marcus Foster, Kansas State (11-24-14)
Three-Point Attempts	9 by Kendall Stephens vs. IUPUI (11-16-14)	11 by Chase Fischer, BYU (11-26-14)
Three-Point Percentage (min. 4 made)	.667 (6-9) by Kendall Stephens vs. IUPUI (11-16-14)	.625 (5-8) by Marcus Foster, Kansas State (11-24-14)
Free Throws Made	14 by Rapheal Davis vs. Missouri (11-25-14)	13 by Tyler Haws, BYU (11-26-14)
Free Throw Attempts	18 by Rapheal Davis vs. Missouri (11-25-14)	14 by Tyler Haws, BYU (11-26-14)
Free Throw Percentage (min. 8 made)	.909 (10-11) by Rapheal Davis vs. BYU (11-26-14)	.929 (13-14) by Tyler Haws, BYU (11-26-14)
Offensive Rebounds	5 by Vince Edwards vs. IUPUI (11-16-14)	4 by Stephen Hurt, Kansas State (11-24-14)
Defensive Rebounds	7 by Vince Edwards vs. Samford (11-14-14)	7 by Richard Freeman, Grambling (11-20-14)
Total Rebounds	9 by Vince Edwards vs. BYU (11-26-14)	8 by Richard Freeman, Grambling (11-20-14)
Assists	6 by Jon Octeus vs. Missouri (11-25-14)	8 by Kyle Collinsworth, BYU (11-26-14)
Blocked Shots	4 by A.J. Hammons vs. BYU (11-26-14)	3 by Tyler Haws, BYU (11-26-14)
	4 by A.J. Hammons vs. IUPUI (11-16-14)	
	4 by A.J. Hammons vs. Samford (11-14-14)	
Steals	3 by Bryson Scott vs. Grambling (11-20-14)	6 by Kyle Collinsworth, BYU (11-26-14)
Minutes	41 by Vince Edwards vs. BYU (11-26-14)	40 by Kyle Collinsworth, BYU (11-26-14)

2014-15 Team Superlatives

Category	Purdue	Opponent
Points	87 vs. BYU (11-26-14)	88 by Kansas State (11-24-14)
Low	77 vs. IUPUI (11-16-14)	30 by Grambling (11-20-14)
Points (Half)	55 (2nd) vs. Kansas State (11-24-14)	49 (2nd) by Kansas State (11-24-14)
Low	24 (1st) vs. Kansas State (11-24-14)	15, Two Times
Field Goals Made	31 vs. Grambling (11-20-14)	32 by Kansas State (11-24-14)
Low	22 vs. Missouri (11-25-14)	11 by Grambling (11-20-14)
Field Goal Attempts	63 vs. Grambling (11-20-14)	66 by Samford (11-14-14)
Low	47, Two Times	41 by Grambling (11-20-14)
Field Goal Percentage	.553 (26-47) vs. Samford (11-14-14)	.533 (32-60) by Kansas State (11-24-14)
Low	.458 (27-59) vs. BYU (11-26-14)	.227 (15-66) by Samford (11-14-14)
Field Goal Percentage (Half)	.667 (16-24; 1st) vs. Samford (11-14-14)	.630 (17-27; 2nd) by Kansas State (11-24-14)
Low	.333 (7-21; 2nd) vs. Missouri (11-26-14)	.200 (6-30; 1st) by Samford (11-14-14)
Three-Pointers Made	9, Three Times	7, Three Times
Low	5, Two Times	3 by Samford (11-14-14)
Three-Point Attempts	25 vs. Grambling (11-20-14)	21 by BYU (11-26-14)
Low	14 vs. Missouri (11-25-14)	15 by Grambling (11-20-14)
Three-Point Percentage	.477 (8-17) vs. IUPUI (11-16-14)	.389 (7-18) by Kansas State (11-24-14)
Low	.294 (5-17) vs. BYU (11-26-14)	.150 (3-20) by Samford (11-14-14)
Free Throws Made	33 vs. Missouri (11-25-14)	24 by BYU (11-26-14)
Low	11 vs. Grambling (11-20-14)	4 by Grambling (11-20-14)
Free Throw Attempts	43 vs. Missouri (11-25-14)	32 by BYU (11-26-14)
Low	17 vs. Grambling (11-20-14)	11 by Samford (11-14-14)
Free Throw Percentage	.778 (28-36) vs. BYU (11-26-14)	.800 (16-20) by Missouri (11-25-14)
Low	.613, Two Times	.333 (4-12) by Grambling (11-20-14)
Personal Fouls	23 vs. BYU (11-26-14)	32 by IUPUI (11-16-14)
Low	16, Two Times	19 by Grambling (11-20-14)
Total Rebounds	45 vs. Samford (11-14-14)	34 by Samford (11-14-14)
Low	30 vs. IUPUI (11-16-14)	27, Two Times
Rebound Margin	+14 (41-27) vs. Grambling (11-20-14)	+6 (33-27) by Kansas State (11-24-14)
Assists	24 vs. Grambling (11-20-14)	18 by Kansas State (11-24-14)
Low	12 vs. Missouri (11-25-14)	4 by Grambling (11-20-14)
Turnovers	17 vs. BYU (11-26-14)	27 by Grambling (11-20-14)
Low	13, Two Times	9 by Kansas State (11-24-14)
Turnover Margin	+14 (13-27) vs. Grambling (11-20-14)	+6 (11-17) by BYU (11-26-14)
Blocked Shots	9 vs. Samford (11-14-14)	7 by BYU (11-26-14)
Low	3 vs. Grambling (11-20-14)	0, Two Times
Steals	11 vs. Grambling (11-20-14)	9, Two Times
Low	3 vs. Kansas State (11-24-14)	1 by Grambling (11-20-14)
Pts. / Possession	1.19 vs. Grambling (11-20-14)	1.27 by Kansas State (11-24-14)
Low	1.10, Two Times	0.44 by Grambling (11-20-14)

2014-15 Miscellaneous Single-Game Information

Date	Opponent	Biggest Lead		Lead Chang.	Ties	[---Time In the Lead---]			Biggest Run		Paint	Off TO	2nd-ch.	Fast B.	Bench	Fr.	So.	Jr.	Sr.
		PU	Opp.			PU	Opp.	Tied	PU	Opp.									
N14	Samford	43	1	2	0	38:40	0:19	1:01	19	6	32-10	13-5	12-11	8-2	35-17	37	19	20	4
N16	IUPUI	20	0	0	0	39:45	0:00	0:15	12	7	34-20	24-17	12-8	10-6	13-44	34	29	8	6
N20	Grambling	52	0	0	0	39:46	0:00	0:14	13	5	44-12	41-4	15-4	8-2	52-15	39	21	15	7
N24	Kansas State	2	20	4	5	1:45	32:55	4:48	6	11	32-36	9-22	12-12	4-12	36-29	31	30	6	12
N25	Missouri	34	0	0	0	39:01	0:00	0:59	10	6	30-20	23-12	15-10	14-4	25-27	25	15	34	8
N26	BYU	8	4	11	12	26:13	13:13	5:34	11	7	38-28	9-17	7-16	2-14	20-27	43	6	30	8
D2	North Carolina State																		
D6	North Florida																		
D8	IPFW																		
D10	Arkansas State																		
D13	Vanderbilt																		
D20	Notre Dame																		
D22	Gardner-Webb																		
D31	Minnesota																		
J3	Michigan																		
J7	Wisconsin																		
J10	Maryland																		
J17	Illinois																		
J21	Penn State																		
J24	Iowa																		
J28	Indiana																		
J31	Northwestern																		
F4	Ohio State																		
F7	Minnesota																		
F12	Rutgers																		
F15	Nebraska																		
F19	Indiana																		
F26	Rutgers																		
M1	Ohio State																		
M4	Michigan State																		
M7	Illinois																		
M11	Big Ten Tournament																		
PURDUE TOTALS		52							19		210	119	73	46	161	209	120	113	45
PURDUE AVERAGES											35.0	19.8	12.2	7.7	32.2	34.8	20.0	18.8	7.5
OPPONENT TOTALS			1						11		126	77	61	40	132				
OPPONENT AVERAGES											21.0	12.8	10.2	6.7	26.4				

2014-15 Points-Rebounds-Assists

Date	Opponent	#0	#1	#2	#3	#5	#11	#12	#20	#21	#23	#24	#30	#31	#35	#44
		Octeus	Scott	McKee.	Thomps.	Smother.	Toyra	Edwards	Hamm.	Steph.	Taylor	Brown	Beshe.	Mathias	Davis	Haas
N14	Samford	4-4-2	7-1-1	0-0-0	0-0-3	2-5-2	2-1-0	13-8-2	5-3-3	10-2-1	7-3-0	0-0-0	DNP	6-4-3	13-2-3	11-8-1
N16	IUPUI	6-3-4	5-2-0	DNP	0-1-1	0-0-0	DNP	26-8-0	6-4-2	24-4-1	0-2-0	DNP	DNP	2-0-4	2-1-2	6-1-0
N20	Grambling	7-2-2	8-1-2	0-0-0	6-2-4	4-6-5	0-0-0	2-6-3	6-7-0	6-0-2	5-2-2	3-2-0	DNP	9-5-0	9-1-2	17-6-2
N24	Kansas State	12-2-6	6-1-2	DNP	3-1-0	3-0-1	DNP	4-4-1	6-2-1	21-3-3	0-2-0	DNP	DNP	5-0-2	0-2-3	19-6-0
N25	Missouri	8-6-4	2-0-1	0-0-0	7-1-2	4-3-1	0-0-0	6-5-2	12-6-0	9-3-0	0-3-0	DNP	DNP	6-1-1	22-3-0	6-8-1
N26	BYU	8-4-3	2-0-2	DNP	4-1-1	0-0-2	DNP	25-9-2	12-4-1	4-5-1	DNP	DNP	DNP	2-2-1	18-4-1	12-2-0
D2	North Carolina State															
D6	North Florida															
D8	IPFW															
D10	Arkansas State															
D13	Vanderbilt															
D20	Notre Dame															
D22	Gardner-Webb															
D31	Minnesota															
J3	Michigan															
J7	Wisconsin															
J10	Maryland															
J17	Illinois															
J21	Penn State															
J24	Iowa															
J28	Indiana															
J31	Northwestern															
F4	Ohio State															
F7	Minnesota															
F12	Rutgers															
F15	Nebraska															
F19	Indiana															
F26	Rutgers															
M1	Ohio State															
M4	Michigan State															
M7	Illinois															
M11	Big Ten Tournament															

Individual Production		
10+ Points	2015	Career
Isaac Haas	4 (3-1)	4 (3-1)
Rapheal Davis	3 (3-0)	17 (9-8)
Kendall Stephens	3 (2-1)	14 (7-7)
Vince Edwards	3 (3-0)	3 (3-0)
A.J. Hammons	2 (2-0)	39 (18-21)
Bryson Scott	0	10 (4-6)
Basil Smotherman	0	3 (3-0)
20+ Points	2015	Career
Vince Edwards	2 (2-0)	2 (2-0)
Kendall Stephens	2 (1-1)	2 (1-1)
Rapheal Davis	1 (1-0)	2 (1-1)
A.J. Hammons	0	4 (1-3)
30+ Points	2015	Career
A.J. Hammons	0	1 (0-1)
10+ Rebounds	2015	Career
A.J. Hammons	0	12 (5-7)
Rapheal Davis	0	1 (0-1)
Bryson Scott	0	1 (0-1)
Double-Doubles	2015	Career
A.J. Hammons	0	9 (3-6)
Rapheal Davis	0	1 (0-1)
Bryson Scott	0	1 (0-1)
Basil Smotherman	0	1 (1-0)
Statsheet Stuffer	2015	Career
A.J. Hammons	0	8 (5-3)
Rapheal Davis	0	1 (1-0)
Kendall Stephens	0	1 (0-1)
► <i>At least five in three categories (pt, reb, ast, stl, blk).</i>		
Consecutive 10+ Point Games		
Rapheal Davis		2
A.J. Hammons		2
Vince Edwards		1
Isaac Haas		1
Consecutive Games With a 3-Pointer		
Kendall Stephens		16
Vince Edwards		1
P.J. Thompson		1
Consecutive Free Throws Made		
Jon Octeus		7
Vince Edwards		6
Rapheal Davis		3
Isaac Haas		2
Dakota Mathias		2
Bryson Scott		2
Basil Smotherman		2
Kendall Stephens		1
Stephen Toyra		1

Opening Tips	Won	Lost		
A.J. Hammons	5 (5-0)	1 (0-1)		
Team Totals	5 (5-0)	1 (0-1)		
Dunks	2015	Career		
Basil Smotherman	3	12		
Isaac Haas	3	3		
Jacquil Taylor	2	2		
Rapheal Davis	1	4		
A.J. Hammons	0	53		
Purdue Totals	9			
And-Ones	Chances	Pct.		
Rapheal Davis	2-3	.667		
Vince Edwards	2-3	.667		
Jon Octeus	2-3	.667		
Bryson Scott	1-2	.500		
Isaac Haas	1-2	.500		
Kendall Stephens	1-1	1.000		
A.J. Hammons	0-1	.000		
Purdue Totals	9-15	.600		
Charges Taken	2015	Career		
Basil Smotherman	2	4		
Vince Edwards	1	1		
A.J. Hammons	1	1		
Dakota Mathias	1	1		
P.J. Thompson	1	1		
Rapheal Davis	0	3		
Stephen Toyra	0	2		
Bryson Scott	0	1		
Kendall Stephens	0	1		
First Sub	2015	Career		
Isaac Haas	4	4		
Dakota Mathias	2	2		
P.J. Thompson	2	2		
Bryson Scott	1	8		
Basil Smotherman	1	5		
Rapheal Davis	0	10		
A.J. Hammons	0	9		
Kendall Stephens	0	5		
Stephen Toyra	0	1		
First Points	2P	3P	FT	Tot.
A.J. Hammons	2			2
Vince Edwards	1			1
Isaac Haas	1			1
Rapheal Davis		1		1
Kendall Stephens		1		1

Points Leader	2015	Career
Vince Edwards	3 (3-0)	3 (3-0)
Rapheal Davis	2 (2-0)	6 (3-3)
Isaac Haas	1 (1-0)	1 (1-0)
Kendall Stephens	1 (0-1)	3 (0-3)
A.J. Hammons	0	16 (6-10)
Bryson Scott	0	5 (3-2)
Rebounds Leader	2015	Career
Vince Edwards	3 (3-0)	3 (3-0)
Isaac Haas	3 (2-1)	3 (2-1)
A.J. Hammons	1 (1-0)	30 (14-16)
Rapheal Davis	0	10 (4-6)
Bryson Scott	0	3 (1-2)
Basil Smotherman	0	2 (1-1)
Assists Leader	2015	Career
Jon Octeus	4 (3-1)	4 (3-1)
Dakota Mathias	2 (2-0)	2 (2-0)
Rapheal Davis	1 (1-0)	2 (2-0)
A.J. Hammons	1 (1-0)	1 (1-0)
Basil Smotherman	1 (1-0)	1 (1-0)
P.J. Thompson	1 (1-0)	1 (1-0)
Bryson Scott	0	5 (3-2)
Kendall Stephens	0	2 (1-1)

PURDUE'S RECORD WHEN...			
Category	2014-15	Painter	Str.
All Games	5-1	196-113	W-2
At Home	3-0	126-28	W-3
On Road		39-55	L-7
At Neutral Sites	2-1	31-30	W-2
vs. Big Ten Foes		95-77	L-7
Big Ten Regular-Season		89-69	L-6
Big Ten Tournament		6-8	L-3
At Home		56-23	L-3
On Road		33-46	L-7
At Neutral Site		6-8	L-3
vs. Non-Conference Foes	5-1	101-36	W-2
At Home	3-0	70-5	W-11
On Road		6-10	W-1
At Neutral Site	2-1	25-20	W-2
vs. Ranked Opponent		25-55	L-8
vs. Unranked Opponent	5-1	171-58	W-2
In Overtime	1-0	5-7	W-1
Leading at Halftime	5-0	161-28	W-5
Trailing at Halftime	0-1	26-80	L-11
Tied at Halftime		8-6	W-2
Games Decided by 1-9 Pts.	1-1	68-57	W-1
3 Points or Less	1-0	25-20	W-1
4-6 Points		16-12	L-1
7-9 Points	0-1	27-25	L-4
Games Decided by 10+ Pts.	4-0	128-56	W-4
10-19 Points		72-44	L-2
20-Plus Points	4-0	56-12	W-9
Purdue Shoots 48% or Better	3-1	79-10	L-1
Purdue Shoots Less Than 48%	2-0	117-103	W-2
Opp. Shoots 48% or Better	0-1	13-49	L-6
Opp. Shoots Less Than 48%	5-0	183-64	W-5
Purdue Shoots Better Than Opp.	5-1	161-24	W-2
Opp. Shoots Better / Equal %		35-89	L-8
Purdue Outrebounds Opp.	5-0	134-37	W-5
Opp. Outreb. / Equals Purdue	0-1	62-76	L-5
Purdue Has More FT Attempts	5-0	138-23	W-5
Opp. Has More / Equal FT Att.	0-1	58-90	L-10
Purdue Makes 10+ 3-Ptrs.		27-6	W-1
Purdue Makes 5-9 3-Ptrs.	5-1	135-58	W-2
Purdue Makes 0-4 3-Ptrs.		34-49	L-7
Opp. Makes 10+ 3-Ptrs.		8-15	L-2
Opp. Makes 5-9 3-Ptrs.	3-1	108-71	W-2
Opp. Makes 0-4 3-Ptrs.	2-0	80-27	W-2
Purdue Has 0-9 Turnovers		52-25	L-1
Purdue Has 10-15 Turnovers	2-1	108-56	L-1
Purdue Has 16+ Turnovers	3-0	36-32	W-3
Opp. Has 0-9 Turnovers	0-1	20-35	L-9
Opp. Has 10-15 Turnovers	3-0	87-56	W-3
Opp. Has 16+ Turnovers	2-0	89-22	W-2
Purdue Has Fewer TOs	2-0	137-44	W-2
Purdue Has More / Equal TOs	3-1	59-69	W-2
Purdue Wins Reb. & TO Margin	2-0	80-5	W-2
Purdue Scores 0-49 Pts.		1-8	L-6
Purdue Scores 50-59 Pts.		7-32	L-6
Purdue Scores 60-69 Pts.		65-48	L-5
Purdue Scores 70-79 Pts.	1-1	72-19	L-1
Purdue Scores 80-89 Pts.	4-0	40-6	W-6
Purdue Scores 90+ Pts.		11-0	W-73
Opp. Scores 0-49 Pts.	2-0	34-1	W-5
Opp. Scores 50-59 Pts.	1-0	62-3	W-4
Opp. Scores 60-69 Pts.	1-0	74-36	W-1
Opp. Scores 70-79 Pts.		24-44	L-4
Opp. Scores 80-89 Pts.	1-1	1-23	W-1
Opp. Scores 90+ Pts.		1-6	L-3
0-1 Player in Double Figures	1-0	3-5	W-1
2 Players in Double Figures	2-0	40-35	W-2
3 Players in Double Figures	0-1	79-55	L-4
4 Players in Double Figures	2-0	58-13	W-2
5+ Players in Double Figures		16-5	L-2
In November	5-1	45-13	W-2
In December		50-17	L-1
In January		39-32	L-3
In February		39-35	L-3
In March		23-26	L-5
On Sunday	1-0	28-17	W-1
On Monday	0-1	6-3	L-2
On Tuesday	1-0	33-17	W-1
On Wednesday	1-0	39-21	W-1
On Thursday	1-0	11-14	W-1
On Friday	1-0	19-9	W-1
On Saturday		60-32	W-1

2014-15 STARTING LINEUP INFORMATION

Guard	Guard	G / F	Forward	F / C	Games	Record
Octeus	Stephens	Davis	Edwards	Hammons	1, 2, 3, 4, 5, 6	5-1


Start Chart


Player	12	13	14	15	Tot.	Cons.	Record as Starter	Last Non-Start
A.J. Hammons	27	25	6	58	25		28-30	Dec. 22, 2013 vs. West Virginia
Rapheal Davis	17	15	6	38	12		18-20	Feb. 20, 2014 vs. Michigan State
Kendall Stephens	16	6	22	12			12-10	Feb. 20, 2014 vs. Michigan State
Vince Edwards		6	6	6			5-1	Never
Jon Octeus		6	6	6			5-1	March 23, 2013 vs. Louisville (CSU)
Basil Smotherman		16		16			9-7	---
Bryson Scott		2		2			2-0	---


P THE LAST TIME THAT**Individual - Scoring****Scored 20 Points:** 25 by Vince Edwards vs. BYU (11-26-14)**Scored 30 Points:** 32 by Terone Johnson vs. [7] Michigan (3-6-13)**Scored 40 Points:** 44 by Glenn Robinson vs. [13] Kansas (3-24-94)**Scored 50 Points:** 61 by Rick Mount vs. Iowa (2-28-70)**Two Players Had 20 Points:** 26 by Vince Edwards, 24 by Kendall Stephens vs. IUPUI (11-16-14)**Two Players Had 25 Points:** 26 by E'Twaun Moore, 25 by JaJuan Johnson vs. Oakland (11-21-10)**Two Players Had 30 Points:** 40 by Rick Mount, 31 by Billy Keller vs. Indiana (3-8-69)**Three Players Had 20 Points:** 29 by Mike Robinson, 25 by Brad Miller, 24 by Brian Cardinal vs. Louisiana-Monroe (11-20-97)**Four Players Had 15 Points:** 18 by Robbie Hummel, 18 by E'Twaun Moore, 16 by JaJuan Johnson, 15 by Chris Kramer vs. Minnesota (1-5-10)**Purdue / Opposing Player Had 30 Points:** 35 by Robbie Hummel, 32 by Evan Turner; Ohio State (1-12-10)**Scored in Double Figures in 10 Straight Games:** 13 by Ronnie Johnson (3-9-13 to 12-4-13)**Scored in Double Figures in 20 Straight Games:** 43 by JaJuan Johnson (2-24-10 to 3-20-11)**Scored in Double Figures in 30 Straight Games:** 43 by JaJuan Johnson (2-24-10 to 3-20-11)**Scored in Double Figures in 40 Straight Games:** 43 by JaJuan Johnson (2-24-10 to 3-20-11)**Scored in Double Figures in 50 Straight Games:** 55 by Glenn Robinson (12-29-92 to 3-26-94)**Individual - Double-Doubles****Double-Double:** 11 p, 11 r by A.J. Hammons vs. [9] Wisconsin (3-5-14)**Triple-Double:** 16 p, 16 r, 11 b by Joe Barry Carroll vs. Arizona (12-10-77)**20-10 Game:** 20 p, 14 r by A.J. Hammons vs. Minnesota (2-5-14)**30-10 Game:** 35 p, 10 r by Robbie Hummel vs. Ohio State (1-12-10)**Back-to-Back 20-10 Games:** JaJuan Johnson -- 25 p, 11 r vs. Oakland (11-21-10); 21 p, 11 r vs. Austin Peay (11-23-10)**Double-Double in Points and Rebounds:** 11 p, 11 r by A.J. Hammons vs. [9] Wisconsin (3-5-14)**Double-Double in Points and Assists:** 10 p, 10 a by Lewis Jackson vs. [7] Ohio State (3-9-12)**Double-Double in Two Consecutive Games:** 2 by A.J. Hammons (3-2-14 to 3-5-14)**Double-Double in Three Consecutive Games:** 3 by Carl Landry (2-28-07 to 3-9-07)**Double-Double in Four Consecutive Games:** 4 by Glenn Robinson (12-21-93 to 1-5-94)**Double-Double in Five Consecutive Games:** 5 by John Garrett (1-2-75 to 1-13-75)**Two Players Recorded Double-Doubles:** 10 p, 10 r by Donnie Hale; 15 p, 12 r by A.J. Hammons vs. Penn State (2-5-13)**Three Players Recorded Double-Doubles:** 3 vs. Miami, Ohio (12-21-77)**Individual - Field Goals****Made 12 FGs in a Game:** 12 by Terone Johnson vs. [7] Michigan (3-6-13)**Made 13 FGs in a Game:** 13 by E'Twaun Moore vs. [2] Ohio State (2-20-11)**Made 14 FGs in a Game:** 15 by Glenn Robinson vs. [13] Kansas (3-24-94)**Made 15 FGs in a Game:** 15 by Glenn Robinson vs. [13] Kansas (3-24-94)**Attempted 20 FGs in a Game:** 22 by Terone Johnson vs. Santa Clara (3-25-13); 21 by Ronnie Johnson vs. Santa Clara (3-25-13)**Attempted 21 FGs in a Game:** 22 by Terone Johnson vs. Santa Clara (3-25-13); 21 by Ronnie Johnson vs. Santa Clara (3-25-13)**Attempted 22 FGs in a Game:** 22 by Terone Johnson vs. Santa Clara (3-25-13)**Attempted 23 FGs in a Game:** 23 by JaJuan Johnson vs. Iowa (3-5-11)**Attempted 24 FGs in a Game:** 24 by JaJuan Johnson vs. Virginia Tech (12-1-10)**Attempted 25 FGs in a Game:** 25 by Chad Austin vs. Penn State (2-21-98)**Attempted 30 FGs in a Game:** 33 by Glenn Robinson vs. [13] Kansas (3-24-94)**Individual - Three-Pointers****Made 5 3-pointers in a Game:** 5 by Kendall Stephens vs. Kansas State (11-24-14)**Made 6 3-pointers in a Game:** 6 by Kendall Stephens vs. IUPUI (11-16-14)**Made 7 3-pointers in a Game:** 7 by D.J. Byrd vs. [3] Ohio State (2-7-12)**Made 8 3-pointers in a Game:** 8 by Ryne Smith vs. High Point (11-14-11)**Made 9 3-pointers in a Game:** Never**Attempted 10 3-pointers in a Game:** 11 by Kendall Stephens vs. Kansas State (11-24-14)**Attempted 11 3-pointers in a Game:** 11 by Kendall Stephens vs. Kansas State (11-24-14)**Attempted 12 3-pointers in a Game:** 15 by Ryne Smith vs. High Point (11-14-11)**Attempted 13 3-pointers in a Game:** 15 by Ryne Smith vs. High Point (11-14-11)**Attempted 14 3-pointers in a Game:** 15 by Ryne Smith vs. High Point (11-14-11)**Made a 3-pointer in 20 Straight Games:** 21 by D.J. Byrd (1-21-12 to 11-28-12)**Made two 3-pointers in 10 Straight Games:** 11 by D.J. Byrd (12-15-12 to 1-27-13)**Made three 3-pointers in 5 Straight Games:** 5 by E'Twaun Moore (2-27-08 to 3-14-08)**Individual - Free Throws****Made 12 free throws in a Game:** 14 by Rapheal Davis vs. Missouri (11-25-14)**Made 13 free throws in a Game:** 14 by Rapheal Davis vs. Missouri (11-25-14)**Made 14 free throws in a Game:** 14 by Rapheal Davis vs. Missouri (11-25-14)**Made 15 free throws in a Game:** 15 by Carl Landry vs. South Alabama (11-22-05)**Attempted 15 free throws in a Game:** 18 by Rapheal Davis vs. Missouri (11-25-14)**Attempted 18 free throws in a Game:** 18 by Rapheal Davis vs. Missouri (11-25-14)**Attempted 20 free throws in a Game:** 21 by Brad Miller vs. Rhode Island (3-13-97)**Made all free throws (min. 12 attempts):** 12-of-12 by Robbie Hummel vs. Illinois (2-20-10)**Individual - Rebounds****Grabbed 15 Rebounds:** 16 by A.J. Hammons vs. [3] Ohio State (12-31-13)**Grabbed 16 Rebounds:** 16 by A.J. Hammons vs. [3] Ohio State (12-31-13)**Grabbed 17 Rebounds:** 17 by JaJuan Johnson vs. Michigan State (2-27-11)**Grabbed 18 Rebounds:** 18 by Brad Miller vs. Ohio State (2-5-97)**Grabbed 19 Rebounds:** 20 by William Franklin vs. [20] Michigan (2-5-72)**Grabbed 20 Rebounds:** 20 by William Franklin vs. [20] Michigan (2-5-72)**Grabbed 8 Offensive Rebounds:** 9 by Ivan Kartelo vs. Chicago State (12-6-03)**Grabbed 12 Defensive Rebounds:** 14 by JaJuan Johnson vs. Michigan State (2-27-11)**Grabbed 10-Plus Rebounds in Two Consecutive Games:** 2 by A.J. Hammons (3-2-14 to 3-5-14)**Grabbed 10-Plus Rebounds in Three Consecutive Games:** 3 by JaJuan Johnson (1-1-10 to 1-9-10)**Two Players Had 10 Rebounds:** 2 vs. Minnesota (2-5-14); 14 by A.J. Hammons, 11 by Erick Peck**Individual - Assists****Dished Out 8 Assists:** 8 by Ronnie Johnson vs. Minnesota (2-5-14)**Dished Out 9 Assists:** 9 by Ronnie Johnson vs. Villanova (11-15-12)**Dished Out 10 Assists:** 10 by Lewis Jackson vs. [7] Ohio State (3-9-12)**Dished Out 11 Assists:** 12 by Austin Parkinson vs. Penn State (2-4-04)**Dished Out 12 Assists:** 12 by Austin Parkinson vs. Penn State (2-4-04)**Dished Out 5-plus assists in five straight games:** 6 by Lewis Jackson (2-12-12 to 3-4-12)**Dished Out 10-plus assists in two straight games:** 2 by Carson Cunningham (12-18-00 to 12-22-00)**Individual - Blocked Shots****5 Blocks:** 5 by A.J. Hammons vs. [24] Ohio State (3-13-14)**6 Blocks:** 6 by A.J. Hammons vs. Minnesota (2-5-14)**7 Blocks:** 7 by A.J. Hammons vs. Central Connecticut State (11-13-13)**8 Blocks:** 9 by Joe Barry Carroll vs. Northwestern (3-2-78)**Blocked 5-Plus Shots in Two Straight Games:** 2 by A.J. Hammons (1-13-13 to 1-16-13)**Individual - Steals****Grabbed 5 Steals:** 5 by E'Twaun Moore vs. IPFW (12-21-10)**Grabbed 6 Steals:** 6 by E'Twaun Moore vs. Arkansas-Pine Bluff (12-6-08)**Grabbed 7 Steals:** 7 by Brian Cardinal vs. South Carolina (12-22-98)**Individual - Minutes****Freshman Played 40 Minutes:** 41 by Vince Edwards vs. BYU (11-26-14)**Played Every Minute:** 40 by JaJuan Johnson vs. Minnesota (1-29-11)**Played Every Minute of an Overtime Game:** 45 by Bryant Dillon and Chris Lutz vs. Northwestern (1-25-06)**Freshman Played Every Minute of a Game:** 45 by Chris Lutz vs. Northwestern (1-25-06)


P THE LAST TIME THAT**Individual - Fouls****Technical Foul - Player:** Ronnie Johnson vs. Penn State (2-2-14)**Technical Foul - Coach:** Matt Painter vs. Butler (12-14-13)**Fouled Out:** Raphael Davis vs. Northwestern (3-9-14)**Two Players Fouled Out:** 2 vs. Butler (12-14-13)**Three Players Fouled Out:** 3 vs. Oklahoma State (11-28-13)**Four Players Fouled Out:** 4 vs. [4] North Carolina (12-29-86)**Team - Scoring****Won by 40 or More Points:** 52 (82-30) vs. Grambling (11-20-14)**Won by 40 or More Points (Big Ten):** 44 (120-76) vs. Indiana (3-8-69)**Lost by 20 or More Points:** 28 (55-83) vs. [1] Indiana (2-16-13)**Lost by 30 or More Points:** 37 (60-97) vs. [3] Indiana (1-30-13)**Scored 90 or More Points:** 109 vs. Central Connecticut State (11-13-13)**Scored 100 or More Points:** 109 vs. Central Connecticut State (11-13-13)**Scored 100 or More Points (Big Ten):** 107 (107-75) vs. Ohio State (2-7-98)**Scored 100 or More Points in Consecutive Games:** 111 (111-112) vs. Iowa (2-11-74); 107 (107-80) vs. Wisconsin (2-16-74)**Scored 90 or More Points and Lost:** 96 (96-104) vs. Iowa State (1-24-87)**Scored 100 or More Points and Lost:** 111 (111-112) vs. Iowa (2-11-74)**Scored 50 or Fewer Points:** 49 vs. Ohio State (2-8-14)**Scored 50 or Fewer Points in Consecutive Games:** 48 (48-62) vs. Minnesota (2-25-99); 46 vs. [3] Michigan State (2-28-99)**Scored 40 or Fewer Points:** 39 vs. Northwestern (2-11-04)**Scored 50 or Fewer Points and Won:** 49 (49-45) vs. Iowa (2-14-09)**Scored 60 Points in a Half:** 60 (2nd) vs. Penn State (3-2-02)**Scored 50 Points in Both Halves:** (54-55) vs. Central Connecticut State (11-13-13)**Scored 15 Points or Less in a Half:** 14 (1st) vs. Richmond (11-27-10)**Scored 20 Points or Less in a Half:** 16 (1st) vs. Iowa (2-27-13)**Allowed 100 or More Points:** 101 (87-101) vs. [6] Kentucky (12-3-96)**Allowed 100 or More Points (Big Ten):** 106 (65-106) vs. [4] Indiana (1-28-92)**Allowed 50 or Fewer Points:** 30 (82-30) vs. Grambling (11-20-14)**Allowed 40 or Fewer Points:** 30 (82-30) vs. Grambling (11-20-14)**Allowed 60 Points in a Half:** 62 (2nd) by Michigan State (1-25-89)**Allowed 15 Points or Less in a Half:** 15 (2nd) by Grambling (11-20-14)**Allowed 20 Points or Less in a Half:** 20 (1st) by Missouri (11-25-14)**Team - Shooting****Shot 30.0 Percent or Lower From the Field:** .276 (16-58) vs. Northwestern (1-21-14)**Shot 35.0 Percent or Lower From the Field and Won:** .319 (18-57) vs. Penn State (1-18-14)**Shot 50.0 Percent or Higher From the Field and Lost:** .549 (28-51) vs. Kansas State (11-24-14)**Shot 55.0 Percent From the Field:** .553 (26-47) vs. Samford (11-14-14)**Shot 55.0 Percent From the Field in Consecutive Games:** .585 (31-53) vs. Wofford (11-19-05); .580 (29-50) vs. South Alabama (11-22-05)**Shot 60.0 Percent From the Field:** .612 (30-49) vs. [22] Michigan 2-11-06)**Shot 65.0 Percent From the Field:** .650 (39-60) vs. Ohio State (2-7-98)**Shot 70.0 Percent From the Field:** .770 (47-61) vs. LIU Brooklyn (11-14-97)**Shot 25.0 Percent or Lower From the Field in a Half:** .192 (1st) vs. Northwestern (3-9-14)**Shot 70.0 Percent From the Field in a Half:** .714 (2nd) vs. Illinois (12-31-11)**Shot 75.0 Percent From the Field in a Half:** .821 (2nd) vs. LIU Brooklyn (11-14-97)**Shot 60.0 Percent From the Field in Both Halves:** (.640 / .636) vs. Minnesota (3-8-01)**Shot 65.0 Percent From the Field in Both Halves:** (.727 / .821) vs. LIU Brooklyn (11-14-97)**Opponent Shot 30.0 Percent or Lower From the Field:** .268 (11-41) by Grambling (11-20-14)**Opponent Shot 65.0 Percent From the Field:** .674 (29-43) by Loyola, Illinois (12-28-91)**Opponent Shot 70.0 Percent From the Field:** Never**Opponent Shot 65.0 Percent From the Field in Both Halves:** (.667 / .682) by Loyola, Illinois (12-28-91)**Opponent Shot 25.0 Percent or Lower From the Field in a Half:** .241 (1st) by Missouri (11-25-14)**Opponent Shot 70.0 Percent From the Field in a Half:** .810 (2nd) by Michigan (2-26-09)**Opponent Shot 75.0 Percent From the Field in a Half:** .810 (2nd) by Michigan (2-26-09)**Team - Three-Pointers****Made 0 Three-Pointers:** 0 vs. Penn State (2-5-13)**Made 10 Three-Pointers:** 10 vs. Indiana (2-15-14)**Made 12 Three-Pointers:** 12 vs. [7] Ohio State (3-9-12)**Made 15 Three-Pointers:** 16 vs. Ohio State (2-7-98)**Made 12 or More Three-Pointers in Consecutive Games:** 13 vs. Nebraska (3-8-12); 12 vs. [7] Ohio State (3-9-12)**Attempted 5 or Fewer Three-Pointers:** 5 vs. [12] Michigan State (2-9-13)**Attempted 10 or Fewer Three-Pointers:** 5 vs. [12] Michigan State (2-9-13)**Attempted 25 Three-Pointers:** 25 vs. Grambling (11-20-14)**Attempted 30 Three-Pointers:** 34 vs. Coppin State (11-26-11)**Made 50.0 Percent of Three-Pointers:** .500 (7-of-14) vs. [13] Michigan State (2-20-14)**Made 60.0 Percent of Three-Pointers:** .636 (7-of-11) vs. Western Illinois (3-20-13)**Team - Free Throws****Made 30 Free Throws:** 33 vs. Missouri (11-25-14)**Made 35 Free Throws:** 35 vs. [9] Illinois (1-9-02)**Made 40 Free Throws:** 41 vs. Northwestern (2-8-69)**Made All of Its Free Throw Attempts:** 13-of-13 vs. Minnesota (1-13-11)**Attempted 40 Free Throws:** 43 vs. Missouri (11-25-14)**Attempted 45 Free Throws:** 46 vs. [9] Illinois (1-9-02)**Attempted 50 Free Throws:** 51 vs. Minnesota (2-16-91)**Attempted 5 or Fewer Free Throws:** 5 vs. Ohio State (2-8-14)**Attempted 0 Free Throws in a Half:** 0 (2nd) vs. Ohio State (2-8-14)**Shot 40.0 Percent or Less From the Free Throw Line:** .400 (2-of-5) vs. Ohio State (2-8-14)**Team - Assists****Had 5 or Fewer Assists:** 5 vs. Nebraska (2-23-14)**Had 25 Assists:** 26 vs. IPFW (12-21-10)**Had 30 Assists:** 30 vs. Alcorn State (11-17-10)**Had 3.00 Assist:Turnover Ratio:** 4.00 (20:5) vs. Northwestern (2-12-12)**Team - Turnovers****Had 6 or Fewer Turnovers:** 6 vs. [15] Ohio State (1-8-13)**Had 20 or More Turnovers:** 20 vs. Hofstra (11-11-12)**Forced 6 or Fewer Turnovers:** 6 vs. Northwestern (3-9-14)**Forced 20 or More Turnovers:** 27 by Grambling (11-20-14)**Team - Rebound Margin****Had Plus-20 Rebound Margin:** +25 (48-23) vs. Northwestern (2-24-13)**Had Plus-25 Rebound Margin:** +25 (48-23) vs. Northwestern (2-24-13)**Had Minus-20 Rebound Margin:** -21 (27-48) vs. [3] Duke (3-26-10)**Had Minus-25 Rebound Margin:** -26 (20-46) vs. [10] Michigan State (2-28-10)**Team - Close Games****Game Decided by One Point:** L, 76-77 (ot) vs. [16] Michigan (2-26-14)**Game Decided by Two Points or Less:** W, 87-85 (ot) vs. BYU (11-26-14)**Game Decided by Three Points or Less:** L, 61-63 vs. [24] Ohio State (3-13-14)**Two Consecutive Games Decided by Three Points or Less:** W, 65-64 vs. Penn State (1-18-14); L, 60-63 (2 ot) vs. Northwestern (1-21-14)**Made a Last-Second Shot to Win:** A.J. Hammons vs. BYU (11-26-14)**Lost on a Last-Second Shot:** Glenn Robinson III, Michigan (2-26-14)**Team - Overtime****Played an Overtime Game:** W, 87-85 (ot) vs. BYU (11-26-14)**Played a Two-Overtime Game:** W, 77-74 (3 ot) vs. Minnesota (2-5-14)**Played a Three-Overtime Game:** W, 77-74 (3 ot) vs. Minnesota (2-5-14)**Played a Four-Plus Overtime Game:** L, 56-59 (6 ot) vs. Minnesota (1-29-55)**Played Consecutive Overtime Games:** L, 72-74 (ot) vs. Illinois (1-8-92); W, 77-69 (ot) vs. Iowa (1-11-92)**Team - Comebacks****Came Back From 10 Down in the Second Half to Win:** W, 68-63 vs. Siena (12-1-13; trailed 48-32 w/ 17:56 left)**Came Back From 15 Down in the Second Half to Win:** W, 68-63 vs. Siena (12-1-13; trailed 48-32 w/ 17:56 left)**Gave Up a 10-Point Lead in the Second Half to Lose:** L, 49-59 vs. Washington State (11-29-13; led 29-19 w/ 19:18 left)**Gave Up a 15-Point Lead in the Second Half to Lose:** L, 63-66 vs. [11] Xavier (12-3-11; led 55-36 w/ 10:44 left)**Team - Ranked Games****Beat The No. 1-Ranked Team:** W, 72-69 vs. [1] Arizona (11-25-00)**Beat a Top-5 Ranked Team:** W, 76-63 vs. [2] Ohio State (2-20-11)**Beat a Top-5 Ranked Team on the Road:** W, 95-94 vs. [3] Michigan (3-6-94)**Beat a Top-10 Ranked Team:** W, 76-63 vs. [2] Ohio State (2-20-11)**Beat a Top-10 Ranked Team on the Road:** W, 60-57 vs. [9] Ohio State (2-17-10)**Beat a Top-25 Team:** W, 69-56 vs. [17] Wisconsin (3-3-13)**Beat a Top-25 Ranked Team on the Road:** W, 69-56 vs. [17] Wisconsin (3-3-13)


ACC / BIG TEN CHALLENGE | GAME 07 | PURDUE vs. NORTH CAROLINA STATE | DECEMBER 2, 2014


 PURDUE SAMFORD													80 40
GAME 01 Nov. 14, 2014 Mackey Arena (10,430)													
Samford	fg-a	3p-a	ft-a	reb	pf	tp	a	t	b	s	min		
35 Hood	2-8	1-3	2-2	1	3	7	0	0	0	0	21		
25 Bradley	2-6	0-0	2-4	4	4	6	0	2	0	0	16		
2 Hayman	0-3	0-0	0-1	3	2	0	1	0	0	0	14		
10 Cunningham	4-10	0-2	2-2	5	2	10	2	2	0	0	30		
15 Jones-Gibson	0-6	0-3	0-0	0	1	0	2	2	0	1	20		
0 Enechionya	2-7	1-4	0-0	0	2	5	0	0	0	0	10		
1 Roberts	0-3	0-2	0-0	1	0	0	0	0	0	0	10		
4 Johnson	0-0	0-0	0-0	0	0	0	0	2	0	0	12		
5 Shabazz	3-10	1-4	0-0	3	4	7	0	3	1	1	24		
11 Taylor	1-7	0-1	0-0	6	1	2	2	1	0	4	21		
24 Smith	0-2	0-1	0-0	1	1	0	2	0	0	0	10		
55 Peters	1-4	0-0	1-2	3	4	3	0	0	1	0	12		
TEAM				7									
TOTALS	15-66	3-20	7-11	34	24	40	9	12	2	8	200		
Purdue	fg-a	3p-a	ft-a	reb	pf	tp	a	t	b	s	mp		
12 Edwards	5-7	2-3	1-1	8	2	13	2	1	0	0	17		
20 Hammons	2-5	0-2	1-2	3	1	5	3	2	4	1	18		
0 Octeus	2-3	0-0	0-0	4	3	4	2	2	0	1	20		
21 Stephens	3-5	3-4	1-2	2	0	10	1	0	0	1	14		
35 Davis	5-8	1-3	2-3	2	1	13	3	1	0	0	18		
1 Scott	2-3	1-1	2-4	1	2	7	1	2	1	1	16		
2 McKeeman	0-0	0-0	0-0	0	0	0	0	0	0	0	3		
3 Thompson	0-2	0-2	0-0	0	1	0	3	1	0	2	21		
5 Smotherman	0-1	0-1	2-4	5	2	2	2	2	0	0	16		
11 Toyra	0-0	0-0	2-4	1	1	2	0	1	0	0	4		
23 Taylor	3-4	0-1	1-2	3	1	7	0	2	2	0	13		
24 Brown	0-1	0-0	0-0	0	1	0	0	1	0	0	3		
31 Mathias	2-4	2-4	0-0	4	0	6	3	0	0	0	17		
44 Haas	2-4	0-0	7-9	8	1	11	1	0	2	1	20		
TEAM				4							1		
TOTALS	26-47	9-21	19-31	45	16	80	21	16	9	6	200		
	1st	2nd	ot	2ot	F	fg%	3p%	ft%					
Samford	16	24	--	--	40	.227	.150	.636					
Purdue	43	37	--	--	80	.553	.429	.613					
Officials: Tim Stewart, Lewis Garrison, Rob Kueneman													
Records: Samford (0-1); Purdue (1-0)													
Technical Fouls: None													

 PURDUE IUPUI													77 57
GAME 02 Nov. 16, 2014 Mackey Arena (11,466)													
IUPUI	fg-a	3p-a	ft-a	reb	pf	tp	a	t	b	s	min		
15 Williams	2-5	0-0	0-0	5	4	4	0	0	0	2	17		
11 James	1-2	0-0	2-2	1	4	4	0	2	0	0	10		
1 Najee	0-2	0-1	0-0	2	3	0	0	2	0	0	8		
2 Archie	0-0	0-0	0-0	0	1	0	0	2	0	0	11		
22 Barksdale	2-4	0-1	1-3	4	0	5	2	3	0	0	37		
5 Svee	5-9	4-7	0-0	0	2	14	0	2	0	0	27		
10 McCallum	0-0	0-0	2-3	0	1	2	1	0	0	0	5		
12 Stanback	0-1	0-1	0-0	1	5	0	0	1	0	1	10		
14 Ray	0-2	0-0	0-0	0	1	0	0	1	0	0	3		
25 Boutte	2-12	1-5	3-3	1	4	8	6	3	0	3	29		
32 McCall	4-5	1-1	5-6	6	3	14	0	2	0	0	23		
45 Brennan	3-4	0-0	0-0	5	4	6	1	2	0	1	20		
TEAM				2							1		
TOTALS	19-46	6-16	13-17	27	32	57	10	21	0	7	200		
Purdue	fg-a	3p-a	ft-a	reb	pf	tp	a	t	b	s	mp		
12 Edwards	11-16	2-5	2-3	8	1	26	0	3	1	31	31		
20 Hammons	2-6	0-0	2-6	4	3	6	2	4	4	0	29		
0 Octeus	1-4	0-1	4-5	3	2	6	4	1	1	1	27		
21 Stephens	6-11	6-9	6-6	4	2	24	1	2	0	2	32		
35 Davis	1-3	0-0	0-0	1	3	2	2	0	0	0	19		
1 Scott	1-6	0-1	3-4	2	2	5	0	3	0	2	12		
3 Thompson	0-0	0-0	0-0	1	2	0	1	1	0	1	15		
5 Smotherman	0-0	0-0	0-1	0	0	0	0	0	0	0	1		
23 Taylor	0-0	0-0	0-0	2	0	0	0	0	0	0	3		
31 Mathias	1-2	0-1	0-0	0	0	2	4	0	0	0	16		
44 Haas	2-2	0-0	2-6	1	3	6	1	0	0	0	10		
TEAM				4									
TOTALS	25-50	8-17	19-31	30	18	77	14	15	8	9	200		
	1st	2nd	ot	2ot	F	fg%	3p%	ft%					
IUPUI	38	19	--	--	57	.413	.375	.765					
Purdue	48	29	--	--	77	.500	.471	.613					
Officials: Terry Wymer, Glenn "Buddy" Mayborg, Doran Gotschall													
Records: IUPUI (0-2); Purdue (2-0)													
Technical Fouls: None													

 PURDUE GRAMBLING													82 30
GAME 03 Nov. 20, 2014 Mackey Arena (10,021)													
Grambling	fg-a	3p-a	ft-a	reb	pf	tp	a	t	b	s	min		
2 Freeman	0-5	0-0	0-2	8	1	0	1	5	0	0	26		
4 McElwain	0-3	0-0	2-2	1	4	2	0	0	0	0	17		
0 Brown	0-1	0-0	0-2	2	2	0	0	0	0	0	16		
1 Shine	4-9	3-5	0-0	0	2	11	0	3	0	0	33		
10 Cormier	1-4	0-1	0-0	2	3	2	1	5	0	0	21		
3 Marshall	1-5	0-4	0-0	3	0	2	0	3	0	0	17		
5 Aggyeman-Budu	1-1	1-1	0-0	0	0	3	0	2	0	0	7		
11 Altheimer	0-1	0-0	0-2	1	0	0	0	0	0	0	6		
12 Williams	3-4	0-0	0-0	3	1	6	0	0	0	0	20		
22 Lowe	0-2	0-1	0-0	1	0	0	0	2	0	0	4		
23 Patterson	0-2	0-2	1-2	1	0	1	0	1	0	0	9		
24 Gary	1-2	0-0	1-2	0	3	3	1	2	0	0	17		
TEAM				4							3		
TOTALS	11-41	4-15	4-12	27	19	30	4	27	0	1	200		
Purdue	fg-a	3p-a	ft-a	reb	pf	tp	a	t	b	s	mp		
12 Edwards	1-4	0-0	0-0	6	2	2	3	1	0	2	19		
20 Hammons	3-5	0-0	0-0	7	1	6	0	3	2	1	16		
0 Octeus	3-4	0-0	1-3	2	2	7	2	1	0	1	14		
21 Stephens	2-6	1-5	1-1	0	1	6	2	2	0	0	16		
35 Davis	4-5	1-2	0-0	1	2	9	2	2	0	0	18		
1 Scott	2-5	0-0	4-6	1	0	8	2	0	0	3	14		
2 McKeeman	0-0	0-0	0-0	0	0	0	0	0	0	0	4		
3 Thompson	2-8	2-7	0-0	2	0	6	4	5	0	2	18		
5 Smotherman	2-6	0-1	0-0	6	3	4	5	1	0	1	17		
11 Toyra	0-0	0-0	0-0	0	0	0	0	0	0	0	5		
23 Taylor	2-3	1-1	0-0	2	0	5	2	3	0	1	12		
24 Brown	1-2	1-2	0-0	2	1	3	0	0	0	0	4		
31 Mathias	3-7	3-7	0-0	5	2	9	0	0	0	0	19		
44 Haas	6-8	0-0	5-7	6	2	17	2	0	1	0	24		
TEAM				1									
TOTALS	31-63	9-25	11-17	41	16	82	24	13	3	11	200		
	1st	2nd	ot	2ot	F	fg%	3p%	ft%					
Grambling	15	15	--	--	30	.268	.267	.333					
Purdue	37	45	--	--	82	.492	.360	.647					
Officials: Paul Szecel, Kelly Pfeifer, Edwin Young													
Records: Grambling (1-2); Purdue (3-0)													
Technical Fouls: None													

 PURDUE KANSAS STATE													79 88
GAME 04 Nov. 24, 2014 Lahaina Civic Center (2,400)													
Purdue	fg-a	3p-a	ft-a	reb	pf	tp	a	t	b	s	mp		
12 Edwards	2-5	0-2	0-0	4	3	4	1	0	2	0	24		
20 Hammons	3-4	0-0	0-0	2	4	6	1	1	0	0	10		
0 Octeus	4-6	1-1	3-3	2	1	12	6	2	0	0	26		
21 Stephens	7-15	5-11	2-3	3	1	21	3	1	2	1	35		
35 Davis	0-2	0-1	0-0	2	1	0	3	2	0	0	18		
1 Scott	2-3	0-0	2-4	1	0	6	2	1	0	0	11		
3 Thompson	1-1	1-1	0-0	1	4	3	0	1	0	0	21		
5 Smotherman	1-2	1-2	0-0	0	0	3	1	0	0	0	9		
23 Taylor	0-1	0-1	0-0	2	0	0	0	1	1	0	7		
31 Mathias	1-3	1-3	2-2	0	3	5	2	2	0	0	19		
44 Haas	7-9	0-0	5-8	6	3	19	0	1	0	0	20		
TEAM				4			1						
TOTALS	28-51	9-22	14-20	27	20	79	19	13	5	3	200		
Kansas State	fg-a	3p-a	ft-a	reb	pf	tp	a	t	b	s	min		
11 Williams	4-9	0-0	2-3	2	2	10	2	0	0	0	25		
42 Gipson	4-4	0-0	1-1	0	3	9	0	1	0	0	17		
1 Thomas	1-2	0-1	4-6	6	2	6	3	2	0	2	34		
2 Foster	9-14	5-8	1-2	3	4	24	2	2	0	1	20		
25 Iwundu	4-7	0-1	2-4	6	0	10	3	1	2	1	29		
5 T. Harris	2-5	2-4	0-0	0	0	8	0	1	0	1	9		
10 M. Harris	0-2	0-0	1-2	2	1	1	3	0	0	0	17		
14 Edwards	0-2	0-2	0-2	2	1	0	0	0	0	0	11		
21 Bolden	0-1	0-0	0-0	1	1	0	0	1	0	0	3		
23 Johnson	3-6	0-2	3-4	1	0	9	4	0	0	3	19		
41 Hurt	4-8	0-0	3-4	5	4	11	1	0	0	0	16		
TEAM				5			1						
TOTALS	32-60	7-18	17-28	33	18	88	18	9	2	9	200		
	1st	2nd	ot	2ot	F	fg%	3p%	ft%					
Purdue	24	55	--	--	79	.549	.409	.700					
Kansas State	39	49	--	--	88	.533	.389	.607					
Officials: Verne Harris, Mike Scypers, Ryan Wells													
Records: Purdue (3-1); Kansas State (4-0)													
Technical Fouls: Kansas State - Foster													

 PURDUE MISSOURI													82 61
GAME 05 Nov. 25, 2014 Lahaina Civic Center (2,400)													
Purdue	fg-a	3p-a	ft-a	reb	pf	tp	a	t	b	s	mp		
12 Edwards	1-3	0-2	4-4	5	2	6	2	0	1	0	22		
20 Hammons	3-7	0-1	6-6	6	4	12	0	2	3	0	18		
0 Octeus	2-3	0-0	4-4	6	1	8	4	2	0	1	21		
21 Stephens	3-7	3-5	0-0	3	4	9	0	1	0	0	17		
35 Davis	4-7	0-1	14-18	3	1	22	0	1	0	2	29		
1 Scott	1-1	0-0	0-0	0	2	2	1	1	0	1	11		
2 McKeeman	0-1	0-0	0-0	0	0	0	0	0	0	0	1		
3 Thompson	1-1	0-0	5-6	1	1	7	2	0	0	1	22		
5 Smotherman	2-8	0-2	0-0	3	0	4	1	1	2	1	17		
11 Toyra	0-1	0-0	0-0	0	0	0	0	2	0	0	2		
23 Taylor	0-1	0-0	0-0	3	0	0	0	0	0	0	2		
31 Mathias	2-3	2-3	0-0	1	3	6	1	0	0	0	18		
44 Haas	3-4	0-0	0-5	8	2	6	1	5	2	0	20		
TEAM				2			1						
TOTALS	22-47	5-14	33-43	41	20	82	12	16	8	6	200		
Missouri	fg-a	3p-a	ft-a	reb	pf	tp	a	t	b	s	min		
3 Williams III	3-7	1-3	7-9	5	2	14	1	1	0	0	29		
44 Rosburg	0-5	0-0	0-0	2	2	0	1	3	1	0	23		
13 Gill-Caesar	1-6	0-2	0-0	2	2	2	1	1	0	0	16		
14 Shamburger	3-4	2-3	3-3	0	2	11	2	3	0	1	24		
15 Clark	3-10	1-4	0-0	4	4	7	1	3	1	1	29		
2 Bello	3-3	0-0	2-4	2	4	8	0	2	0	1	16		
4 Isabell	1-7	1-3	2-2	2	3	5	2	0	0	2	15		
5 Allen	1-5	0-1	0-0	3	2	2	1	1	1	0	18		
12 Wright	3-7	2-4	0-0	2	3	8	0	1	0	2	20		
45 Post	1-1	0-0	2-2	0	5	4	0	0	0	0	10		
TEAM				6									
TOTALS	19-55	7-20	16-20	28	29	61	9	15	3	7	200		
	1st	2nd	ot	2ot	F	fg%	3p%	ft%					
Purdue	45	37	--	--	82	.468	.357	.767					
Missouri	20	41	--	--	61	.345	.350	.800					
Officials: Michael Stephens, Mike Sanzere, Donnie Eppley													
Records: Purdue (4-1); Missouri (2-3)													
Technical Fouls: None													

 PURDUE BYU													87 85
GAME 06 Nov. 25, 2014 Lahaina Civic Center (2,400)													
Purdue	fg-a	3p-a	ft-a	reb	pf	tp	a	t	b	s	mp		
12 Edwards	7-9	3-5	8-9	9	3	25	2	2	0	0	41		
20 Hammons	5-10	0-1	2-4	4	4	12	1	3	4	0	20		
0 Octeus	4-10	0-2	0-0	4	4	8	3	2	2	1	34		
21 Stephens	1-9	1-5	1-2	5	1	4	1	2	1	1	32		
35 Davis	4-10	0-1	10-11	4	3	18	1	4	0	2	35		
1 Scott	0-1	0-0	2-2	0	0	2	2	0	0	0	1		
3 Thompson	1-3	1-2	1-2	1	1	4	1	0	1	0	16		
5 Smotherman	0-0	0-0	0-0	0	0	2	0	0	0	0	8		
31 Mathias	1-2	0-1	0-0	2	3	2	1	0	0	0	11		
44 Haas	4-5	0-0	4-6	2	4	12	0	2	1	0	22		
TEAM				7			1						
TOTALS	27-59	5-17	28-36	38	23	87	14	17	8	6	225		
BYU	fg-a	3p-a	ft-a	reb	pf	tp	a	t	b	s	min		
33 Austin	2-2	0-0	3-4	6	5	7	1	0	0	1	23		
41 Worthington	0-1	0-0	3-4	3	5	3	1	1	0	1	20		
1 Fischer	2-11	2-11	1-2	3	1	7	2	3	0	1	38		
3 Haws	9-19	1-3	13-14	5	0	32	2	2	3	0	40-		
5 Collinsworth	3-10	0-1	3-4	4	4	9	8	4	1	6	40-		
20 Winder	7-9	3-3	1-2	1	3	18	0	0	0	0	34		
23 Halford	0-1	0-1	0-0	0	1	0	0	1	0	0	2		
24 Bartley IV	0-0	0-0	0-0	0	0	0	0	0	0	0	0+		
30 Nixon	1-2	1-1	0-0	1	3	3	0	0	0	0	6		
35 Nelson	2-5	0-1	0-0	3	4	4	0	0	2	0	13		
44 Kaufusi	1-2	0-0	0-2	4	4	2	0	0	1	0	9		
TEAM				3									
TOTALS	27-62	7-21	24-32	33	30	85	14	11	7	9	225		
	1st	2nd	ot	2ot	F	fg%	3p%	ft%					
Purdue	40	41	6	--	87	.458	.294	.778					
BYU	35	46	4	--	85	.435	.333	.750					
Officials: Dick Cartnell, Wally Rutecki, Ryan Wells													
Records: Purdue (5-1); BYU (4-2)													
Technical Fouls: None													

Season / Career Highs

#0 - Jon Octeus

Points	
S:	12 vs. Kansas State (11-24-14)
C:	27 vs. [15] Gonzaga (11-11-13)
Rebounds	
S:	6 vs. Missouri (11-25-14)
C:	9, Three Times
Assists	
S:	6 vs. Kansas State (11-24-14)
C:	8 vs. New Mexico State (11-30-13)
Steals	
S:	2 vs. Kansas State (11-24-14)
C:	3, Three Times
Blocked Shots	
S:	2 vs. BYU (11-26-14)
C:	2, Two Times
Field Goals Made	
S:	4, Two Times
C:	9 vs. Wyoming (2-22-14)
Field Goal Attempts	
S:	10 vs. BYU (11-26-14)
C:	17 vs. Utah State (2-11-4)
Three-Pointers Made	
S:	1 vs. Kansas State (11-24-14)
C:	3, Two Times
Three-Point Attempts	
S:	2 vs. BYU (11-26-14)
C:	6 vs. San Jose State (3-5-14)
Free Throws Made	
S:	4, Two Times
C:	13 vs. [15] Gonzaga (11-11-13)
Free Throw Attempts	
S:	5 vs. IUPUI (11-16-14)
C:	16 vs. [15] Gonzaga (11-11-13)
Minutes	
S:	34 vs. BYU (11-26-14)
C:	40, Four Times

#5 - Basil Smotherman

Points	
S:	4, Two Times
C:	12 vs. Penn State (1-18-14)
Rebounds	
S:	6 vs. Grambling (11-20-14)
C:	10 vs. Penn State (1-18-14)
Assists	
S:	5 vs. Grambling (11-20-14)
C:	5 vs. Grambling (11-20-14)
Steals	
S:	1, Three Times
C:	2, Two Times
Blocked Shots	
S:	2 vs. Missouri (11-25-14)
C:	2 vs. Missouri (11-25-14)
Field Goals Made	
S:	2, Two Times
C:	5 vs. West Virginia (12-22-13)
Field Goal Attempts	
S:	8 vs. Missouri (11-25-14)
C:	9 vs. West Virginia (12-22-13)
Three-Pointers Made	
S:	1 vs. Kansas State (11-24-14)
C:	1, Two Times
Three-Point Attempts	
S:	2, Two Times
C:	2, Four Times
Free Throws Made	
S:	2 vs. Samford (11-14-14)
C:	6 vs. Penn State (1-18-14)
Free Throw Attempts	
S:	4 vs. Samford (11-14-14)
C:	7 vs. Penn State (1-18-14)
Minutes	
S:	17 vs. Grambling (11-20-14)
C:	38 vs. Northwestern (1-21-14)

#1 - Bryson Scott

Points	
S:	8 vs. Grambling (11-20-14)
C:	18 vs. [5] Oklahoma State (11-28-13)
Rebounds	
S:	2 vs. IUPUI (11-16-14)
C:	10 vs. Nebraska (2-23-14)
Assists	
S:	2, Three Times
C:	5 vs. Eastern Michigan (12-7-13)
Steals	
S:	3 vs. Grambling (11-20-14)
C:	4 vs. Eastern Illinois (11-20-13)
Blocked Shots	
S:	1 vs. Samford (11-14-14)
C:	1, Three Times
Field Goals Made	
S:	2, Three Times
C:	6 vs. Butler (12-14-13)
Field Goal Attempts	
S:	6 vs. IUPUI (11-16-14)
C:	15 vs. [5] Oklahoma State (11-28-13)
Three-Pointers Made	
S:	1 vs. Samford (11-14-14)
C:	2 vs. [5] Oklahoma State (11-28-13)
Three-Point Attempts	
S:	1, Two Times
C:	2 vs. [5] Oklahoma State (11-28-13)
Free Throws Made	
S:	4 vs. Grambling (11-20-14)
C:	10 vs. Eastern Michigan (12-7-13)
Free Throw Attempts	
S:	6 vs. Grambling (11-20-14)
C:	13 vs. Eastern Michigan (12-7-13)
Minutes	
S:	16 vs. Samford (11-14-14)
C:	24 vs. Eastern Michigan (12-7-13)

#11 - Stephen Toyra

Points	
S:	2 vs. Samford (11-14-14)
C:	4, Two Times
Rebounds	
S:	1 vs. Samford (11-14-14)
C:	2 vs. Penn State (1-13-13)
Assists	
S:	0
C:	1 vs. Northwestern (2-24-13)
Steals	
S:	0
C:	1, Two Times
Blocked Shots	
S:	0
C:	0
Field Goals Made	
S:	0
C:	2 vs. Michigan (1-30-14)
Field Goal Attempts	
S:	1 vs. Missouri (11-25-14)
C:	3, Three Times
Three-Pointers Made	
S:	0
C:	0
Three-Point Attempts	
S:	0
C:	1, Five Times
Free Throws Made	
S:	2 vs. Samford (11-14-14)
C:	2, Four Times
Free Throw Attempts	
S:	4 vs. Samford (11-14-14)
C:	4, Two Times
Minutes	
S:	5 vs. Grambling (11-20-14)
C:	7 vs. Penn State (2-5-13)

#2 - Jon McKeeman

Points	
S:	0
C:	5 vs. Central Connecticut State (11-13-13)
Rebounds	
S:	0
C:	2 vs. Central Connecticut State (11-13-13)
Assists	
S:	0
C:	0
Steals	
S:	0
C:	0
Blocked Shots	
S:	0
C:	0
Field Goals Made	
S:	0
C:	2 vs. Central Connecticut State (11-13-13)
Field Goal Attempts	
S:	1 vs. Missouri (11-25-14)
C:	4 vs. Central Connecticut State (11-13-13)
Three-Pointers Made	
S:	0
C:	1 vs. Central Connecticut State (11-13-13)
Three-Point Attempts	
S:	0
C:	2 vs. Central Connecticut State (11-13-13)
Free Throws Made	
S:	0
C:	0
Free Throw Attempts	
S:	0
C:	0
Minutes	
S:	4 vs. Grambling (11-20-14)
C:	4 vs. Grambling (11-20-14)

#12 - Vince Edwards

Points	
S:	26 vs. IUPUI (11-16-14)
C:	26 vs. IUPUI (11-16-14)
Rebounds	
S:	9 vs. BYU (11-26-14)
C:	9 vs. BYU (11-26-14)
Assists	
S:	3 vs. Grambling (11-20-14)
C:	3 vs. Grambling (11-20-14)
Steals	
S:	2 vs. Grambling (11-20-14)
C:	2 vs. Grambling (11-20-14)
Blocked Shots	
S:	3 vs. IUPUI (11-16-14)
C:	3 vs. IUPUI (11-16-14)
Field Goals Made	
S:	11 vs. IUPUI (11-16-14)
C:	11 vs. IUPUI (11-16-14)
Field Goal Attempts	
S:	16 vs. IUPUI (11-16-14)
C:	16 vs. IUPUI (11-16-14)
Three-Pointers Made	
S:	3 vs. BYU (11-26-14)
C:	3 vs. BYU (11-26-14)
Three-Point Attempts	
S:	5, Two Times
C:	5, Two Times
Free Throws Made	
S:	8 vs. BYU (11-26-14)
C:	8 vs. BYU (11-26-14)
Free Throw Attempts	
S:	9 vs. BYU (11-26-14)
C:	9 vs. BYU (11-26-14)
Minutes	
S:	41 vs. BYU (11-26-14)
C:	41 vs. BYU (11-26-14)

#3 - P.J. Thompson

Points	
S:	7 vs. Missouri (11-25-14)
C:	7 vs. Missouri (11-25-14)
Rebounds	
S:	2 vs. Grambling (11-20-14)
C:	2 vs. Grambling (11-20-14)
Assists	
S:	4 vs. Grambling (11-20-14)
C:	4 vs. Grambling (11-20-14)
Steals	
S:	2, Two Times
C:	2, Two Times
Blocked Shots	
S:	0
C:	0
Field Goals Made	
S:	2 vs. Grambling (11-20-14)
C:	2 vs. Grambling (11-20-14)
Field Goal Attempts	
S:	8 vs. Grambling (11-20-14)
C:	8 vs. Grambling (11-20-14)
Three-Pointers Made	
S:	2 vs. Grambling (11-20-14)
C:	2 vs. Grambling (11-20-14)
Three-Point Attempts	
S:	7 vs. Grambling (11-20-14)
C:	7 vs. Grambling (11-20-14)
Free Throws Made	
S:	5 vs. Missouri (11-25-14)
C:	5 vs. Missouri (11-25-14)
Free Throw Attempts	
S:	6 vs. Missouri (11-25-14)
C:	6 vs. Missouri (11-25-14)
Minutes	
S:	22 vs. Missouri (11-25-14)
C:	22 vs. Missouri (11-25-14)

#20 - A.J. Hammons

Points	
S:	12, Two Times
C:	30 vs. [3] Indiana (1-30-13)
Rebounds	
S:	7 vs. Grambling (11-20-14)
C:	16 vs. [3] Ohio State (12-31-13)
Assists	
S:	3 vs. Samford (11-14-14)
C:	4 vs. [3] Ohio State (12-31-13)
Steals	
S:	1, Two Times
C:	3 vs. UNC Wilmington (11-21-12)
Blocked Shots	
S:	4, Three Times
C:	7 vs. Central Conn. St. (11-13-13)
Field Goals Made	
S:	5 vs. BYU (11-26-14)
C:	10 vs. [3] Indiana (1-30-13)
Field Goal Attempts	
S:	10 vs. BYU (11-26-14)
C:	19, Two Times
Three-Pointers Made	
S:	0
C:	0
Three-Point Attempts	
S:	2 vs. Samford (11-14-14)
C:	2 vs. Samford (11-14-14)
Free Throws Made	
S:	6 vs. Missouri (11-25-14)
C:	11, Two Times
Free Throw Attempts	
S:	6, Two Times
C:	17 vs. Northwestern (1-21-14)
Minutes	
S:	29 vs. IUPUI (11-16-14)
C:	46 vs. Minnesota (2-5-14)

Season / Career Highs

#21 - Kendall Stephens

Points	
S:	24 vs. IUPUI (11-16-14)
C:	24 vs. IUPUI (11-16-14)
Rebounds	
S:	5 vs. BYU (11-26-14)
C:	6 vs. Northwestern (3-9-14)
Assists	
S:	3 vs. Kansas State (11-24-14)
C:	5 vs. Northwestern (3-9-14)
Steals	
S:	2 vs. IUPUI (11-16-14)
C:	3 vs. [13] Michigan State (2-20-14)
Blocked Shots	
S:	2 vs. Kansas State (11-24-14)
C:	3 vs. Indiana (2-15-14)
Field Goals Made	
S:	7 vs. Kansas State (11-24-14)
C:	7 vs. Kansas State (11-24-14)
Field Goal Attempts	
S:	15 vs. Kansas State (11-24-14)
C:	15 vs. Kansas State (11-24-14)
Three-Pointers Made	
S:	6 vs. IUPUI (11-16-14)
C:	6 vs. IUPUI (11-16-14)
Three-Point Attempts	
S:	11 vs. Kansas State (11-24-14)
C:	11, Two Times
Free Throws Made	
S:	6 vs. IUPUI (11-16-14)
C:	7 vs. [13] Michigan State (2-20-14)
Free Throw Attempts	
S:	6 vs. IUPUI (11-16-14)
C:	8 vs. [13] Michigan State (2-20-14)
Minutes	
S:	35 vs. Kansas State (11-24-14)
C:	35 vs. Kansas State (11-24-14)

#31 - Dakota Mathias

Points	
S:	9 vs. Grambling (11-20-14)
C:	9 vs. Grambling (11-20-14)
Rebounds	
S:	5 vs. Grambling (11-20-14)
C:	5 vs. Grambling (11-20-14)
Assists	
S:	4 vs. IUPUI (11-16-14)
C:	4 vs. IUPUI (11-16-14)
Steals	
S:	0
C:	0
Blocked Shots	
S:	0
C:	0
Field Goals Made	
S:	3 vs. Grambling (11-20-14)
C:	3 vs. Grambling (11-20-14)
Field Goal Attempts	
S:	7 vs. Grambling (11-20-14)
C:	7 vs. Grambling (11-20-14)
Three-Pointers Made	
S:	3 vs. Grambling (11-20-14)
C:	3 vs. Grambling (11-20-14)
Three-Point Attempts	
S:	7 vs. Grambling (11-20-14)
C:	7 vs. Grambling (11-20-14)
Free Throws Made	
S:	2 vs. Kansas State (11-24-14)
C:	2 vs. Kansas State (11-24-14)
Free Throw Attempts	
S:	2 vs. Kansas State (11-24-14)
C:	2 vs. Kansas State (11-24-14)
Minutes	
S:	19, Two Times
C:	19, Two Times

#23 - Jacquil Taylor

Points	
S:	7 vs. Samford (11-14-14)
C:	7 vs. Samford (11-14-14)
Rebounds	
S:	3, Two Times
C:	3, Two Times
Assists	
S:	2 vs. Grambling (11-20-14)
C:	2 vs. Grambling (11-20-14)
Steals	
S:	1 vs. Grambling (11-20-14)
C:	1 vs. Grambling (11-20-14)
Blocked Shots	
S:	2 vs. Samford (11-14-14)
C:	2 vs. Samford (11-14-14)
Field Goals Made	
S:	3 vs. Samford (11-14-14)
C:	3 vs. Samford (11-14-14)
Field Goal Attempts	
S:	4 vs. Samford (11-14-14)
C:	4 vs. Samford (11-14-14)
Three-Pointers Made	
S:	1 vs. Grambling (11-20-14)
C:	1 vs. Grambling (11-20-14)
Three-Point Attempts	
S:	1, Two Times
C:	1, Two Times
Free Throws Made	
S:	1 vs. Samford (11-14-14)
C:	1 vs. Samford (11-14-14)
Free Throw Attempts	
S:	2 vs. Samford (11-14-14)
C:	2 vs. Samford (11-14-14)
Minutes	
S:	13 vs. Samford (11-14-14)
C:	13 vs. Samford (11-14-14)

#35 - Rapheal Davis

Points	
S:	22 vs. Missouri (11-25-14)
C:	22 vs. Missouri (11-25-14)
Rebounds	
S:	4 vs. BYU (11-26-14)
C:	10 vs. [16] Michigan (2-26-14)
Assists	
S:	3, Two Times
C:	5 vs. Boston College (12-4-13)
Steals	
S:	2, Two Times
C:	2, Six Times
Blocked Shots	
S:	0
C:	2, Three Times
Field Goals Made	
S:	5 vs. Samford (11-14-14)
C:	8 vs. [22] Notre Dame (12-15-12)
Field Goal Attempts	
S:	10 vs. BYU (11-26-14)
C:	12 vs. [20] Iowa (3-2-14)
Three-Pointers Made	
S:	1, Two Times
C:	2, Two Times
Three-Point Attempts	
S:	3 vs. Samford (11-14-14)
C:	3, Seven Times
Free Throws Made	
S:	14 vs. Missouri (11-25-14)
C:	14 vs. Missouri (11-25-14)
Free Throw Attempts	
S:	18 vs. Missouri (11-25-14)
C:	18 vs. Missouri (11-25-14)
Minutes	
S:	35 vs. BYU (11-26-14)
C:	37 vs. [16] Michigan (2-26-14)

#24 - Anfernee Brown

Points	
S:	3 vs. Grambling (11-20-14)
C:	3 vs. Grambling (11-20-14)
Rebounds	
S:	2 vs. Grambling (11-20-14)
C:	2 vs. Grambling (11-20-14)
Assists	
S:	0
C:	1, Two Times
Steals	
S:	0
C:	0
Blocked Shots	
S:	0
C:	0
Field Goals Made	
S:	1 vs. Grambling (11-20-14)
C:	1, Two Times
Field Goal Attempts	
S:	2 vs. Grambling (11-20-14)
C:	2, Two Times
Three-Pointers Made	
S:	1 vs. Grambling (11-20-14)
C:	1 vs. Grambling (11-20-14)
Three-Point Attempts	
S:	2 vs. Grambling (11-20-14)
C:	2 vs. Grambling (11-20-14)
Free Throws Made	
S:	0
C:	0
Free Throw Attempts	
S:	0
C:	0
Minutes	
S:	4 vs. Grambling (11-20-14)
C:	4 vs. Grambling (11-20-14)

#44 - Isaac Haas

Points	
S:	19 vs. Kansas State (11-24-14)
C:	19 vs. Kansas State (11-24-14)
Rebounds	
S:	8, Two Times
C:	8, Two Times
Assists	
S:	2 vs. Grambling (11-20-14)
C:	2 vs. Grambling (11-20-14)
Steals	
S:	0
C:	0
Blocked Shots	
S:	2, Two Times
C:	2, Two Times
Field Goals Made	
S:	7 vs. Kansas State (11-24-14)
C:	7 vs. Kansas State (11-24-14)
Field Goal Attempts	
S:	9 vs. Kansas State (11-24-14)
C:	9 vs. Kansas State (11-24-14)
Three-Pointers Made	
S:	0
C:	0
Three-Point Attempts	
S:	0
C:	0
Free Throws Made	
S:	7 vs. Samford (11-14-14)
C:	7 vs. Samford (11-14-14)
Free Throw Attempts	
S:	9 vs. Samford (11-14-14)
C:	9 vs. Samford (11-14-14)
Minutes	
S:	24 vs. Grambling (11-20-14)
C:	24 vs. Grambling (11-20-14)

#30 - Neal Beshears

Points	
S:	0
C:	3 vs. Hofstra (11-11-12)
Rebounds	
S:	0
C:	2, Two Times
Assists	
S:	0
C:	2 vs. Northern Illinois (11-11-11)
Steals	
S:	0
C:	0
Blocked Shots	
S:	0
C:	1, Two Times
Field Goals Made	
S:	0
C:	1, Three Times
Field Goal Attempts	
S:	0
C:	2 vs. Lamar (12-4-12)
Three-Pointers Made	
S:	0
C:	1 vs. Hofstra (11-11-12)
Three-Point Attempts	
S:	0
C:	1, Four Times
Free Throws Made	
S:	0
C:	2 vs. IPFW (12-20-11)
Free Throw Attempts	
S:	0
C:	2 vs. IPFW (12-20-11)
Minutes	
S:	0
C:	8 vs. [1] Indiana (2-16-13)

#0 Jon Octeus Senior Guard Miami, Fla.													#2 Jon McKeeman Junior Guard Fort Wayne, Ind.												
Date	Opponent	Min.	FG	3FG	FT	O-D-T	PF	A	TO	B	S	Pts.	Date	Opponent	Min.	FG	3FG	FT	O-D-T	PF	A	TO	B	S	Pts.
N14	• Samford	20	2-3	0-0	0-0	1-3-4	3	2	2	0	1	4	N14	Samford	3	0-0	0-0	0-0	0-0-0	0	0	0	0	0	0
N16	• IUPUI	27	1-4	0-1	4-5	2-1-3	2	4	1	1	1	6	N16	IUPUI	-- DID NOT PLAY --										
N20	• Grambling	14	3-4	0-0	1-3	1-1-2	2	2	1	0	1	7	N20	Grambling	4	0-0	0-0	0-0	0-0-0	0	0	0	0	0	0
N24	• Kansas State	26	4-6	1-1	3-3	0-2-2	1	6	2	0	2	12	N24	Kansas State	-- DID NOT PLAY --										
N25	• Missouri	21	2-3	0-0	4-4	0-6-6	1	4	2	0	1	8	N25	Missouri	1	0-1	0-0	0-0	0-0-0	0	0	0	0	0	0
N26	• BYU	34	4-10	0-2	0-0	2-2-4	4	3	2	2	1	8	N26	BYU	-- DID NOT PLAY --										
D2	North Carolina State												D2	North Carolina State											
D6	North Florida												D6	North Florida											
D8	IPFW												D8	IPFW											
D10	Arkansas State												D10	Arkansas State											
D13	Vanderbilt												D13	Vanderbilt											
D20	Notre Dame												D20	Notre Dame											
D22	Gardner-Webb												D22	Gardner-Webb											
D31	Minnesota												D31	Minnesota											
J3	Michigan												J3	Michigan											
J7	Wisconsin												J7	Wisconsin											
J10	Maryland												J10	Maryland											
J17	Penn State												J17	Penn State											
J21	Illinois												J21	Illinois											
J24	Iowa												J24	Iowa											
J28	Indiana												J28	Indiana											
J31	Northwestern												J31	Northwestern											
F4	Ohio State												F4	Ohio State											
F7	Minnesota												F7	Minnesota											
F12	Rutgers												F12	Rutgers											
F15	Nebraska												F15	Nebraska											
F19	Indiana												F19	Indiana											
F26	Rutgers												F26	Rutgers											
M1	Ohio State												M1	Ohio State											
M4	Michigan State												M4	Michigan State											
M7	Illinois												M7	Illinois											
#1 Bryson Scott Sophomore Guard Fort Wayne, Ind.													#3 P.J. Thompson Freshman Guard Indianapolis, Ind.												
Date	Opponent	Min.	FG	3FG	FT	O-D-T	PF	A	TO	B	S	Pts.	Date	Opponent	Min.	FG	3FG	FT	O-D-T	PF	A	TO	B	S	Pts.
N14	Samford	16	2-3	1-1	2-4	0-1-1	2	1	2	1	1	7	N14	Samford	21	0-2	0-2	0-0	0-0-0	1	3	1	0	2	0
N16	IUPUI	12	1-6	0-1	3-4	0-2-2	2	0	3	0	2	5	N16	IUPUI	15	0-0	0-0	0-0	0-1-1	2	1	1	0	1	0
N20	Grambling	14	2-5	0-0	4-6	0-1-1	0	2	0	0	3	8	N20	Grambling	18	2-8	2-7	0-0	1-1-2	0	4	0	0	2	6
N24	Kansas State	11	2-3	0-0	2-4	0-1-1	0	2	1	0	0	6	N24	Kansas State	21	1-1	1-1	0-0	0-1-1	4	0	1	0	0	3
N25	Missouri	11	1-1	0-0	0-0	0-0-0	2	1	1	0	1	2	N25	Missouri	22	1-1	0-0	5-6	1-0-1	1	2	0	0	1	7
N26	BYU	6	0-1	0-0	2-2	0-0-0	0	2	0	0	1	2	N26	BYU	16	1-3	1-2	1-2	0-1-1	1	1	1	0	1	4
D2	North Carolina State												D2	North Carolina State											
D6	North Florida												D6	North Florida											
D8	IPFW												D8	IPFW											
D10	Arkansas State												D10	Arkansas State											
D13	Vanderbilt												D13	Vanderbilt											
D20	Notre Dame												D20	Notre Dame											
D22	Gardner-Webb												D22	Gardner-Webb											
D31	Minnesota												D31	Minnesota											
J3	Michigan												J3	Michigan											
J7	Wisconsin												J7	Wisconsin											
J10	Maryland												J10	Maryland											
J17	Penn State												J17	Penn State											
J21	Illinois												J21	Illinois											
J24	Iowa												J24	Iowa											
J28	Indiana												J28	Indiana											
J31	Northwestern												J31	Northwestern											
F4	Ohio State												F4	Ohio State											
F7	Minnesota												F7	Minnesota											
F12	Rutgers												F12	Rutgers											
F15	Nebraska												F15	Nebraska											
F19	Indiana												F19	Indiana											
F26	Rutgers												F26	Rutgers											
M1	Ohio State												M1	Ohio State											
M4	Michigan State												M4	Michigan State											
M7	Illinois												M7	Illinois											

ACC / BIG TEN CHALLENGE | GAME 07 | PURDUE vs. NORTH CAROLINA STATE | DECEMBER 2, 2014

#5 Basil Smotherman Sophomore Forward Indianapolis, Ind.												
Date	Opponent	Min.	FG	3FG	FT	O-D-T	PF	A	TO	B	S	Pts.
N14	Samford	16	0-1	0-1	2-4	0-5-5	2	2	2	0	0	2
N16	IUPUI	6	0-0	0-0	0-1	0-0-0	0	0	0	0	1	0
N20	Grambling	17	2-6	0-1	0-0	4-2-6	3	5	1	0	1	4
N24	Kansas State	9	1-2	1-2	0-0	0-0-0	0	1	0	0	0	3
N25	Missouri	17	2-8	0-2	0-0	1-2-3	0	1	1	2	1	4
N26	BYU	8	0-0	0-0	0-0	0-0-0	0	2	0	0	0	0
D2	North Carolina State											
D6	North Florida											
D8	IPFW											
D10	Arkansas State											
D13	Vanderbilt											
D20	Notre Dame											
D22	Gardner-Webb											
D31	Minnesota											
J3	Michigan											
J7	Wisconsin											
J10	Maryland											
J17	Penn State											
J21	Illinois											
J24	Iowa											
J28	Indiana											
J31	Northwestern											
F4	Ohio State											
F7	Minnesota											
F12	Rutgers											
F15	Nebraska											
F19	Indiana											
F26	Rutgers											
M1	Ohio State											
M4	Michigan State											
M7	Illinois											

#11 Stephen Toyra Junior Guard Lafayette, Ind.												
Date	Opponent	Min.	FG	3FG	FT	O-D-T	PF	A	TO	B	S	Pts.
N14	Samford	4	0-0	0-0	2-4	0-1-1	1	0	1	0	0	2
N16	IUPUI					-- DID NOT PLAY --						
N20	Grambling	5	0-0	0-0	0-0	0-0-0	0	0	0	0	0	0
N24	Kansas State					-- DID NOT PLAY --						
N25	Missouri	2	0-1	0-0	0-0	0-0-0	0	0	2	0	0	0
N26	BYU					-- DID NOT PLAY --						
D2	North Carolina State											
D6	North Florida											
D8	IPFW											
D10	Arkansas State											
D13	Vanderbilt											
D20	Notre Dame											
D22	Gardner-Webb											
D31	Minnesota											
J3	Michigan											
J7	Wisconsin											
J10	Maryland											
J17	Penn State											
J21	Illinois											
J24	Iowa											
J28	Indiana											
J31	Northwestern											
F4	Ohio State											
F7	Minnesota											
F12	Rutgers											
F15	Nebraska											
F19	Indiana											
F26	Rutgers											
M1	Ohio State											
M4	Michigan State											
M7	Illinois											

#12 Vince Edwards Freshman Forward Middletown, Ohio												
Date	Opponent	Min.	FG	3FG	FT	O-D-T	PF	A	TO	B	S	Pts.
N14	• Samford	17	5-7	2-3	1-1	1-7-8	2	2	1	0	0	13
N16	• IUPUI	31	11-16	2-5	2-3	5-3-8	1	0	3	3	1	26
N20	• Grambling	19	1-4	0-0	0-0	3-3-6	2	3	1	0	2	2
N24	• Kansas State	24	2-5	0-2	0-0	1-3-4	3	1	0	2	0	4
N25	• Missouri	22	1-3	0-2	4-4	2-3-5	2	2	0	1	0	6
N26	• BYU	41	7-9	3-5	8-9	3-6-9	3	2	2	0	0	25
D2	North Carolina State											
D6	North Florida											
D8	IPFW											
D10	Arkansas State											
D13	Vanderbilt											
D20	Notre Dame											
D22	Gardner-Webb											
D31	Minnesota											
J3	Michigan											
J7	Wisconsin											
J10	Maryland											
J17	Penn State											
J21	Illinois											
J24	Iowa											
J28	Indiana											
J31	Northwestern											
F4	Ohio State											
F7	Minnesota											
F12	Rutgers											
F15	Nebraska											
F19	Indiana											
F26	Rutgers											
M1	Ohio State											
M4	Michigan State											
M7	Illinois											

#20 A.J. Hammons Junior Center Gary, Ind.												
Date	Opponent	Min.	FG	3FG	FT	O-D-T	PF	A	TO	B	S	Pts.
N14	• Samford	18	2-5	0-2	1-2	1-2-3	1	3	2	4	1	5
N16	• IUPUI	29	2-6	0-0	2-6	1-3-4	3	2	4	4	0	6
N20	• Grambling	16	3-5	0-0	0-0	3-4-7	1	0	3	2	1	6
N24	• Kansas State	10	3-4	0-0	0-0	1-1-2	4	1	1	0	0	6
N25	• Missouri	18	3-7	0-1	6-6	2-4-6	4	0	2	3	0	12
N26	• BYU	20	5-10	0-1	2-4	2-2-4	4	1	3	4	0	12
D2	North Carolina State											
D6	North Florida											
D8	IPFW											
D10	Arkansas State											
D13	Vanderbilt											
D20	Notre Dame											
D22	Gardner-Webb											
D31	Minnesota											
J3	Michigan											
J7	Wisconsin											
J10	Maryland											
J17	Penn State											
J21	Illinois											
J24	Iowa											
J28	Indiana											
J31	Northwestern											
F4	Ohio State											
F7	Minnesota											
F12	Rutgers											
F15	Nebraska											
F19	Indiana											
F26	Rutgers											
M1	Ohio State											
M4	Michigan State											
M7	Illinois											

DECEMBER 2, 2014 | PURDUE vs. NORTH CAROLINA STATE | GAME 07 | ACC / BIG TEN CHALLENGE

[illegible][illegible][illegible][illegible]

ACC / BIG TEN CHALLENGE | GAME 07 | PURDUE vs. NORTH CAROLINA STATE | DECEMBER 2, 2014

#31	Dakota Mathias	Freshman	Guard	Elida, Ohio									
Date	Opponent	Min.	FG	3FG	FT	O-D-T	PF	A	TO	B	S	Pts.	
N14	Samford	17	2-4	2-4	0-0	0-4-4	0	3	0	0	0	6	
N16	IUPUI	16	1-2	0-1	0-0	0-0-0	0	4	0	0	0	2	
N20	Grambling	19	3-7	3-7	0-0	1-4-5	2	0	0	0	0	9	
N24	Kansas State	19	1-3	1-3	2-2	0-0-0	3	2	2	0	0	5	
N25	Missouri	18	2-3	2-3	0-0	0-1-1	3	1	0	0	0	6	
N26	BYU	11	1-2	0-1	0-0	0-2-2	3	1	0	0	0	2	
D2	North Carolina State												
D6	North Florida												
D8	IPFW												
D10	Arkansas State												
D13	Vanderbilt												
D20	Notre Dame												
D22	Gardner-Webb												
D31	Minnesota												
J3	Michigan												
J7	Wisconsin												
J10	Maryland												
J17	Penn State												
J21	Illinois												
J24	Iowa												
J28	Indiana												
J31	Northwestern												
F4	Ohio State												
F7	Minnesota												
F12	Rutgers												
F15	Nebraska												
F19	Indiana												
F26	Rutgers												
M1	Ohio State												
M4	Michigan State												
M7	Illinois												

#35	Rapheal Davis	Junior	Guard	Fort Wayne, Ind.									
Date	Opponent	Min.	FG	3FG	FT	O-D-T	PF	A	TO	B	S	Pts.	
N14	• Samford	18	5-8	1-3	2-3	0-2-2	1	3	1	0	0	13	
N16	• IUPUI	19	1-3	0-0	0-0	0-1-1	3	2	0	0	1	2	
N20	• Grambling	18	4-5	1-2	0-0	0-1-1	2	2	2	0	0	9	
N24	• Kansas State	18	0-2	0-1	0-0	1-1-2	1	3	2	0	0	0	
N25	• Missouri	29	4-7	0-1	14-18	1-2-3	1	0	1	0	2	22	
N26	• BYU	35	4-10	0-1	10-11	0-4-4	3	1	4	0	2	18	
D2	North Carolina State												
D6	North Florida												
D8	IPFW												
D10	Arkansas State												
D13	Vanderbilt												
D20	Notre Dame												
D22	Gardner-Webb												
D31	Minnesota												
J3	Michigan												
J7	Wisconsin												
J10	Maryland												
J17	Penn State												
J21	Illinois												
J24	Iowa												
J28	Indiana												
J31	Northwestern												
F4	Ohio State												
F7	Minnesota												
F12	Rutgers												
F15	Nebraska												
F19	Indiana												
F26	Rutgers												
M1	Ohio State												
M4	Michigan State												
M7	Illinois												

#44	Isaac Haas	Freshman	Center	Piedmont, Ala.								
Date	Opponent	Min.	FG	3FG	FT	O-D-T	PF	A	T	B	S	Pts.
N14	Samford	20	2-4	0-0	7-9	2-6-8	1	1	0	2	1	11
N16	IUPUI	10	2-2	0-0	2-6	1-0-1	3	0	1	0	0	6
N20	Grambling	24	6-8	0-0	5-7	2-4-6	2	2	0	1	0	17
N24	Kansas State	20	7-9	0-0	5-8	2-4-6	3	0	1	0	0	19
N25	Missouri	20	3-4	0-0	0-5	3-5-8	2	1	5	2	0	6
N26	BYU	22	4-5	0-0	4-6	1-1-2	4	0	2	1	0	12
D2	North Carolina State											
D6	North Florida											
D8	IPFW											
D10	Arkansas State											
D13	Vanderbilt											
D20	Notre Dame											
D22	Gardner-Webb											
D31	Minnesota											
J3	Michigan											
J7	Wisconsin											
J10	Maryland											
J17	Penn State											
J21	Illinois											
J24	Iowa											
J28	Indiana											
J31	Northwestern											
F4	Ohio State											
F7	Minnesota											
F12	Rutgers											
F15	Nebraska											
F19	Indiana											
F26	Rutgers											
M1	Ohio State											
M4	Michigan State											
M7	Illinois											

Career Stats

Beshears, Neal

			Total		3-Point		F-Throws		Rebounds											Scoring	
Season	gp-gs	min/avg	fg-fga	pct	fg-fga	pct	ft-fta	pct	off	def	tot	avg	pf	fo	ast	to	blk	stl	pts	avg	
2011-12	10-0	22/2.2	2-3	.667	0-1	.000	2-2	1.000	1	2	3	0.3	1	0	2	3	0	0	6	0.6	
TOTAL	26-0	61/2.3	3-8	.375	1-4	.250	2-2	1.000	2	8	10	0.4	5	0	2	7	2	0	9	0.3	

Brown, Anfernee

			Total		3-Point		F-Throws		Rebounds											Scoring	
Season	gp-gs	min/avg	fg-fga	pct	fg-fga	pct	ft-fta	pct	off	def	tot	avg	pf	fo	ast	to	blk	stl	pts	avg	
2014-15	2-0	7/3.5	1-3	.333	1-2	.500	0-0	.000	0	2	2	1.0	2	0	0	1	0	0	3	1.5	
TOTAL	7-0	16/2.3	2-7	.286	1-4	.250	0-0	.000	0	4	4	0.6	2	0	2	1	0	0	5	0.7	

Davis, Rapheal

			Total		3-Point		F-Throws		Rebounds											Scoring	
Season	gp-gs	min/avg	fg-fga	pct	fg-fga	pct	ft-fta	pct	off	def	tot	avg	pf	fo	ast	to	blk	stl	pts	avg	
2014-15	6-6	137/22.8	18-35	.514	2-8	.250	26-32	.813	2	11	13	2.2	11	0	11	10	0	5	64	10.7	
TOTAL	72-38	1374/19.1	145-313	.463	21-74	.284	139-189	.735	89	175	264	3.7	135	3	83	79	16	39	450	6.3	

Edwards, Vince

			Total		3-Point		F-Throws		Rebounds											Scoring	
Season	gp-gs	min/avg	fg-fga	pct	fg-fga	pct	ft-fta	pct	off	def	tot	avg	pf	fo	ast	to	blk	stl	pts	avg	
2014-15	6-6	154/25.7	27-44	.614	7-17	.412	15-17	.882	15	25	40	6.7	13	0	10	7	6	3	76	12.7	
TOTAL	6-6	154/25.7	27-44	.614	7-17	.412	15-17	.882	15	25	40	6.7	13	0	10	7	6	3	76	12.7	

Haas, Isaac

			Total		3-Point		F-Throws		Rebounds											Scoring	
Season	gp-gs	min/avg	fg-fga	pct	fg-fga	pct	ft-fta	pct	off	def	tot	avg	pf	fo	ast	to	blk	stl	pts	avg	
2014-15	6-0	116/19.3	24-32	.750	0-0	.000	23-41	.561	11	20	31	5.2	15	0	4	9	6	0	71	11.8	
TOTAL	6-0	116/19.3	24-32	.750	0-0	.000	23-41	.561	11	20	31	5.2	15	0	4	9	6	0	71	11.8	

Hammons, A.J.

			Total		3-Point		F-Throws		Rebounds											Scoring	
Season	gp-gs	min/avg	fg-fga	pct	fg-fga	pct	ft-fta	pct	off	def	tot	avg	pf	fo	ast	to	blk	stl	pts	avg	
2014-15	6-6	111/18.5	18-37	.486	0-4	.000	11-18	.611	10	16	26	4.3	17	0	7	15	17	2	47	7.8	
TOTAL	71-58	1672/23.5	275-549	.501	0-9	.000	191-278	.687	166	294	460	6.5	177	4	43	148	180	26	741	10.4	

Mathias, Dakota

			Total		3-Point		F-Throws		Rebounds											Scoring	
Season	gp-gs	min/avg	fg-fga	pct	fg-fga	pct	ft-fta	pct	off	def	tot	avg	pf	fo	ast	to	blk	stl	pts	avg	
2014-15	6-0	100/16.7	10-21	.476	8-19	.421	2-2	1.000	1	11	12	2.0	11	0	11	2	0	0	30	5.0	
TOTAL	6-0	100/16.7	10-21	.476	8-19	.421	2-2	1.000	1	11	12	2.0	11	0	11	2	0	0	30	5.0	

McKeeman, Jon

			Total		3-Point		F-Throws		Rebounds											Scoring	
Season	gp-gs	min/avg	fg-fga	pct	fg-fga	pct	ft-fta	pct	off	def	tot	avg	pf	fo	ast	to	blk	stl	pts	avg	
2014-15	3-0	8/2.7	0-1	.000	0-0	.000	0-0	.000	0	0	0	0.0	0	0	0	0	0	0	0	0.0	
TOTAL	9-0	19/2.1	2-6	.333	1-2	.500	0-0	.000	0	4	4	0.4	0	0	0	0	0	0	5	0.6	

Octeus, Jon

			Total		3-Point		F-Throws		Rebounds											Scoring	
Season	gp-gs	min/avg	fg-fga	pct	fg-fga	pct	ft-fta	pct	off	def	tot	avg	pf	fo	ast	to	blk	stl	pts	avg	
2014-15	6-6	142/23.7	16-30	.533	1-4	.250	12-15	.800	6	15	21	3.5	13	0	21	10	3	7	45	7.5	
TOTAL	6-6	142/23.7	16-30	.533	1-4	.250	12-15	.800	6	15	21	3.5	13	0	21	10	3	7	45	7.5	
All*	73-39	1903/26.1	196-489	.401	35-115	.304	214-279	.767	52	209	261	3.6	172	3	139	86	11	49	641	8.8	

Career Stats

Scott, Bryson

			Total		3-Point		F-Throws		Rebounds											Scoring	
Season	gp-gs	min/avg	fg-fga	pct	fg-fga	pct	ft-fta	pct	off	def	tot	avg	pf	fo	ast	to	blk	stl	pts	avg	
2014-15	6-0	70/11.7	8-19	.421	1-2	.500	13-20	.650	0	5	5	0.8	6	0	8	7	1	8	30	5.0	
TOTAL	38-2	572/15.1	69-189	.365	6-15	.400	83-115	.722	22	65	87	2.3	60	2	52	53	4	38	227	6.0	

Smotherman, Basil

			Total		3-Point		F-Throws		Rebounds											Scoring	
Season	gp-gs	min/avg	fg-fga	pct	fg-fga	pct	ft-fta	pct	off	def	tot	avg	pf	fo	ast	to	blk	stl	pts	avg	
2014-15	6-0	73/12.2	5-17	.294	1-6	.167	2-5	.400	5	9	14	2.3	5	0	11	4	2	3	13	2.2	
TOTAL	38-16	677/17.8	70-129	.543	2-18	.111	30-54	.556	51	84	135	3.6	72	1	32	21	6	18	172	4.5	

Stephens, Kendall

			Total		3-Point		F-Throws		Rebounds											Scoring	
Season	gp-gs	min/avg	fg-fga	pct	fg-fga	pct	ft-fta	pct	off	def	tot	avg	pf	fo	ast	to	blk	stl	pts	avg	
2014-15	6-6	146/24.3	22-53	.415	19-39	.487	11-14	.786	2	15	17	2.8	9	0	8	8	3	5	74	12.3	
TOTAL	38-22	803/21.1	102-278	.367	83-212	.392	43-51	.843	9	65	74	1.9	69	1	33	31	15	19	330	8.7	

Taylor, Jacquil

			Total		3-Point		F-Throws		Rebounds											Scoring	
Season	gp-gs	min/avg	fg-fga	pct	fg-fga	pct	ft-fta	pct	off	def	tot	avg	pf	fo	ast	to	blk	stl	pts	avg	
2014-15	5-0	37/7.4	5-9	.556	1-3	.333	1-2	.500	3	9	12	2.4	1	0	2	6	3	1	12	2.4	
TOTAL	5-0	37/7.4	5-9	.556	1-3	.333	1-2	.500	3	9	12	2.4	1	0	2	6	3	1	12	2.4	

Thompson, P.J.

			Total		3-Point		F-Throws		Rebounds											Scoring	
Season	gp-gs	min/avg	fg-fga	pct	fg-fga	pct	ft-fta	pct	off	def	tot	avg	pf	fo	ast	to	blk	stl	pts	avg	
2014-15	6-0	113/18.8	5-15	.333	4-12	.333	6-8	.750	2	4	6	1.0	9	0	11	4	0	7	20	3.3	
TOTAL	6-0	113/18.8	5-15	.333	4-12	.333	6-8	.750	2	4	6	1.0	9	0	11	4	0	7	20	3.3	

Toyra, Stephen

			Total		3-Point		F-Throws		Rebounds											Scoring	
Season	gp-gs	min/avg	fg-fga	pct	fg-fga	pct	ft-fta	pct	off	def	tot	avg	pf	fo	ast	to	blk	stl	pts	avg	
2014-15	3-0	11/3.7	0-1	.000	0-0	.000	2-4	.500	0	1	1	0.3	1	0	0	3	0	0	2	0.7	
TOTAL	22-0	71/3.2	4-14	.286	0-5	.000	8-13	.615	4	4	8	0.4	7	0	1	6	0	2	16	0.7	

DECEMBER 2, 2014 | PURDUE vs. NORTH CAROLINA STATE | GAME 07 | ACC / BIG TEN CHALLENGE

	#0 - Jon Octeus Sr. Guard										LAST: 8 points (4-10 FGs), 4 rebs, 3 asts, 2 blks, 1 stl in 34 minutes vs. BYU.	CAREER HIGHS																			
	6-4 175 Miami, Fla. Royal Palm Beach Colorado State										Stuffed the statsheet at the Maui Invite, averaging 9.3 ppg, 4.0 rpg and 4.3 apg in three games ... season-high 12 points & 6 assists vs. Missouri ... has a 2.10 (21:10) assist-to-turnover ratio ... avg. 8.8 ppg while shooting 13-of-23 FGs (.565) in the last four games ... dunk was the No. 4 play on Sportscenter's Top 10 Plays (Nov. 7).	P: 27 [15] Gonzaga (11-11-13) R: 9 Three Times A: 8 New Mexico St. (11-30-13) M: 40 Four Times																			
	GP / GS	PPG	RPG	APG	Blks.	Stls.	FG %	3P %	FT %																						
	6 / 6	7.5	3.5	3.5	3	7	.533	1-4	12-15																						
2014-15 Record:	5-1										LAST: 2 points (0-1 FGs), 2 asts, 1 stl in 6 minutes vs. BYU.	CAREER HIGHS																			
Big Ten Record:	0-0										Taken better care of the ball over last four games, having 8 assists vs. 2 T0s in 42 minutes ... leads the team in steals (8), despite playing 10th-most minutes ... still learning to play the point ... one of the top on the ball defenders in the country ... named Big Ten Freshman of the Week twice last year (first Purdue player ever).	P: 18 [5] Oklahoma St. (11-28-13) R: 10 Nebraska (2-23-14) A: 5 Eastern Michigan (12-7-13) M: 24 Eastern Michigan (12-7-13)																			
	GP / GS	PPG	RPG	APG	Blks.	Stls.	FG %	3P %	FT %																						
		6 / 0	5.0	0.8	1.3	1	8	8-19	1-2	.650																					
Last Game:	Defeated BYU, 87-85, in overtime Nov. 26, 2014										LAST: Did not play in the win over BYU.	CAREER HIGHS																			
	6-1 190 Fort Wayne, Ind. Carroll										Named to 2014 Big Ten All-Academic Team as a Distinguished Scholar Award recipient ... had a 4.00 GPA during the 2013-14 academic year ... appeared in five games last year; scoring all five points against Central Conn. State ... is the eighth member of his family to attend Purdue.	P: 5 Central Conn. St. (11-13-13) R: 2 Central Conn. St. (11-13-13) A: 0 M: 4 Grambling (11-20-14)																			
	GP / GS	PPG	RPG	APG	Blks.	Stls.	FG %	3P %	FT %																						
	3 / 0	0.0	0.0	0.0	0	0	0-1	0-0	0-0																						
Next Game:	North Florida December 6, 2014										LAST: 4 points (1-3 FGs), 1 reb, 1 ast, 1 stl in 16 minutes vs. BYU.	CAREER HIGHS																			
	5-10 188 Indianapolis, Ind. Brebeuf Prep										Sixth on the team in minutes (113), but second in assists (11) and steals (7) ... shooting 3-of-5 FGs (2-of-3 3Ps) in last three games ... does a great job running the offense ... led team in scoring in exhibition play (23 pts) ... named an underrated recruit by SportsWatch.com ... earned spot on 10-member Indy Star Super Team.	P: 6 Grambling (11-20-14) R: 2 Grambling (11-20-14) A: 4 Grambling (11-20-14) M: 22 Missouri (11-25-14)																			
	GP / GS	PPG	RPG	APG	Blks.	Stls.	FG %	3P %	FT %																						
	6 / 0	3.3	1.0	1.8	0	5	5-15	.333	6-8																						
Head Coach:	Matt Painter										LAST: 0 points (0-0 FGs), 2 asts in 8 minutes vs. BYU.	CAREER HIGHS																			
	PU: 196-113 / 10th CAR: 221-118 / 11th										Owns a 2.75 (11:4) assist-to-turnover ratio ... averaging a team-best 6.0 assists / 40 minutes ... over last four games, has 9 assists vs. 2 T0s in 51 minutes ... 7 pts, 3 rebs, 4 asts, 2 blks, 1 stl in 34 minutes at Maui Invite ... dunk vs. Rider (11-17-13) was No. 10 on ESPN's Top 10 Plays ... plays with great energy.	P: 12 Penn State (1-18-14) R: 10 Penn State (1-18-14) A: 5 Grambling (11-20-14) M: 38 Northwestern (1-21-14)																			
	GP / GS	PPG	RPG	APG	Blks.	Stls.	FG %	3P %	FT %																						
	6 / 0	2.2	2.3	1.8	2	3	5-17	1-6	2-5																						
Assistant Coaches:	Jack Owens Brandon Brantley Greg Gary Elliot Bloom (DBO)										LAST: Did not play in the win over BYU.	CAREER HIGHS																			
	6-3 180 Lafayette, Ind. Faith Christian										Named to Big Ten's All-Academic Team ... appeared in eight games last year, avg. 1.5 ppg and 0.4 rpg ... scored four points with a rebound in season-high six minutes vs. Michigan last year ... wore a mask after breaking a nose vs. Michigan ... runs a real-estate business after earning his real estate license recently.	P: 4 Two Times R: 2 Penn State (1-13-13) A: 1 Northwestern (2-24-13) M: 7 Penn State (2-5-13)																			
	GP / GS	PPG	RPG	APG	Blks.	Stls.	FG %	3P %	FT %																						
	3 / 0	0.7	0.3	0.0	0	0	0-1	0-0	2-4																						
Quick Scores:											LAST: 25 points (7-9 FGs), 9 rebs, 2 asts in 41 minutes vs. BYU.	CAREER HIGHS																			
	Opponent Date / Result										Named Big Ten Freshman of the Week (Nov. 17) ... one of the top freshmen in the Big Ten ... setting new standards every game ... went 4-of-4 from the FT line in the final 1:50 vs. BYU to rally Purdue ... avg. 11.7 ppg, 6.0 rpg and 1.7 apg at Maui Invite (10-17 FGs, 12-13 FTs) ... father, Bill, is Wright State's all-time leading scorer.	P: 26 IUPUI (11-16-14) R: 9 BYU (11-26-14) A: 3 Grambling (11-20-14) M: 41 BYU (11-26-14)																			
	Samford W, 80-40	IUPUI W, 77-57	Grambling W, 82-30	vs. Kansas State L, 79-88	vs. Missouri W, 82-61	vs. BYU W, 87-85	North Carolina State D2	North Florida D6	IPFW D8	Arkansas State D10	at Vanderbilt D13	vs. Notre Dame D20	Gardner-Webb D22	Minnesota D31	Michigan J3	at Wisconsin J7	Maryland J10	at Penn State J17	at Illinois J21	Iowa J24	Indiana J28	at Northwestern J31	Ohio State F4	at Minnesota F7	at Rutgers F12	Nebraska F15	at Indiana F19	Rutgers F26	at Ohio State M1	at Michigan State M4	Illinois M7
										LAST: 12 points (5-10 FGs), 4 rebs, 4 blks, 1 ast in 20 minutes vs. BYU.	CAREER HIGHS																				
Hit the game-winning shot with 1.8 seconds left in overtime to beat BYU, 87-85 ... avg. 12.0 ppg, 5.0 rpg and 3.5 bpg over last 2 games ... played more than 20 minutes just once this year (4 fouls in 3 str. games) ... now ranks 3rd on career blocks list (180) ... led the Big Ten (league games only) in double-doubles (6) last yr.										P: 30 [3] Indiana (1-30-13) R: 16 [3] Ohio State (12-31-13) A: 4 [3] Ohio State (12-31-13) M: 46 Minnesota (2-5-14)																					
GP / GS PPG RPG APG Blks. Stls. FG % 3P % FT %																															
6 / 6 7.8 4.3 1.2 17 2 .486 0-4 .611																															
#21 - Kendall Stephens Soph. Guard										LAST: 3 points (1-9 FGs), 5 rebs, 1 ast, 1 blk, 1 stl in 32 minutes vs. BYU.	CAREER HIGHS																				
6-6 197 St. Charles, Ill. St. Charles East										Has made a three-pointer in 16 straight games (40-of-94; 42%) ... career 39.2 percent 3P shooter (11th at Purdue) ... has made at least 3 triples in 14-of-38 games ... made two HUGE defensive plays in the OT win over BYU ... dislocated pinkie finger vs. BYU ... ater, Everett, was part of Purdue's "Three Amigos" in the late 80s.	P: 24 IUPUI (11-16-14) R: 6 Northwestern (3-9-14) A: 5 Northwestern (3-9-14) M: 35 Kansas State (11-24-14)																				
GP / GS PPG RPG APG Blks. Stls. FG % 3P % FT %																															
6 / 6 12.3 2.8 1.3 3 5 .415 .487 .786																															
#23 - Jacquil Taylor (juh-Keel) Fr. Forward										LAST: Did not play in the win over BYU.	CAREER HIGHS																				
6-9 217 Cambridge, Mass. Beaver Country Day										Versatile, underrated PF that will only get better with experience ... 1st player (since at least 1972-73) to play at Purdue from Massachusetts ... suffered a Lisfranc fracture in his foot during his JR year, sidelining him for at least 6 months ... avg. 15 ppg, 11 rpg and 3 bpg as a SR ... may be most-improved player since start of fall.	P: 7 Samford (11-14-14) R: 3 Two Times A: 2 Grambling (11-20-14) M: 13 Samford (11-14-14)																				
GP / GS PPG RPG APG Blks. Stls. FG % 3P % FT %																															
5 / 0 2.4 2.4 0.4 3 1 5-9 1-3 1-2																															
#24 - Anfernee Brown Soph. Guard										LAST: Did not play in the win over BYU.	CAREER HIGHS																				
6-1 190 East Chicago, Ill. East Chicago Central										First career three-pointer in the win over Grambling ... appeared in five games last year, scoring two points with two rebounds and two assists in 10 minutes ... first career points came vs. Boston College in Big Ten / ACC Challenge ... played for his father, Abrian, at East Chicago Central HS, the same high school as E'Twaun Moore.	P: 3 Grambling (11-20-14) R: 2 Grambling (11-20-14) A: 1 Two Times M: 4 Grambling (11-20-14)																				
GP / GS PPG RPG APG Blks. Stls. FG % 3P % FT %																															
2 / 0 0.0 0.0 0.0 0 0 0-1 0-0 0-0																															
#30 - Neal Beshears Sr. Forward										LAST: Did not play in the win over BYU.	CAREER HIGHS																				
6-7 198 Winchester, Ind. Maine Central Institute										Will miss the first few weeks of the season with a broken right hand suffered in practice ... appeared in six games last year ... has not scored a point in his last 15 games ... was given a scholarship after the fall semester of the 2013-14 academic year ... was lone senior on the team until Jon Octeus joined the roster in October.	P: 3 Hofstra (11-11-12) R: 2 Two Times A: 2 Northern Illinois (11-11-11) M: 8 [1] Indiana (2-16-13)																				
GP / GS PPG RPG APG Blks. Stls. FG % 3P % FT %																															
--- --- --- --- --- --- --- --- ---																															
#31 - Dakota Mathias (muh-Thigh-us) Fr. Guard										LAST: 2 points (1-2 FGs), 2 rebs, 1 ast in 11 minutes vs. BYU.	CAREER HIGHS																				
6-4 197 Elida, Ohio Elida										Has had turnovers in just one game this year (Kansas State) ... has a 5.50 (11:2) A:Ratio ... has just two FGA inside 3-point line ... had mono / vertigo in offseason ... Coach Painter calls him the best passer ever coached ... Ohio Division II Player of the Year honors and runner-up to Ohio Mr. Basketball (Duke recruit Luke Kennard).	P: 9 Grambling (11-20-14) R: 5 Grambling (11-20-14) A: 4 IUPUI (11-16-14) M: 19 Two Times																				
GP / GS PPG RPG APG Blks. Stls. FG % 3P % FT %																															
6 / 0 5.0 2.0 1.8 0 0 .476 .421 2-2																															
#35 - Rapheal Davis (Ray-fell) Jr. Guard										LAST: 18 points (4-10 FGs), 4 rebs, 2 stl, 1 ast in 35 minutes vs. BYU.	CAREER HIGHS																				
6-5 217 Fort Wayne, Ind. La Lumiere School										Avg. 20.0 pts, 3.5 rebs and 2.0 stls in last two games, shooting 24-of-29 (.828) FTS ... his 18 FTAs were most for Purdue player since March 1997 (Brad Miller) ... had just 2 FTAs in first four games ... very versatile defender.	P: 22 Missouri (11-25-14) R: 10 [16] Michigan (2-26-14) A: 5 Boston College (12-4-13) M: 37 [16] Michigan (2-26-14)																				
GP / GS PPG RPG APG Blks. Stls. FG % 3P % FT %																															
6 / 6 10.7 2.2 1.8 0 5 .514 2-8 .813																															
#44 - Isaac Haas (HAHSS) Fr. Center										LAST: 12 points (4-5 FGs), 2 rebs, 1 blk in 22 minutes vs. BYU.	CAREER HIGHS																				
7-2 297 Piedmont, Ala. Hokes Bluff										Tremendous start to season ... avg. 13.5 pts and 5.5 rebs over last four games ... shooting 22-of-28 (.786) from the field in last five games ... first in country in fouls drawn / 40 mins ... after 0-5 FTs vs. Mizzou, went to Hawai'i HS and shot 300 FTs ... originally verbalized to Wake Forest ... donates shoes to an Indianapolis teen with gigantism.	P: 19 Kansas State (11-24-14) R: 8 Two Times B: 2 Two Times M: 24 Grambling (11-20-14)																				
GP / GS PPG RPG APG Blks. Stls. FG % 3P % FT %																															
6 / 0 11.8 5.2 0.7 6 0 .750 0-0 .561																															
Web: PurdueSports.com Twitter: @BoilerBall Contact: Chris Forman Email: cforman@purdue.edu Office: 765-494-3201 Cell: 413-687-4590 Twitter: @ChrisForman12										#BoilerUp @BoilerBall PURDUESPORTS.COM																					