



GARDNER-WEBB MEN'S BASKETBALL

GAME 13

Men's Basketball Contact: Whitney Noble | Director of Sports Information
Email: wnoble@gardner-webb.edu | Office: (704) 406-3981 | Cell: (813) 957-7546

SCHEDULE/RESULTS (7-5, 0-0 BIG SOUTH)

NOVEMBER

Sat. 15	at LSU	L, 82-93
Mon. 17	College of Charleston	W, 80-67
Fri. 21	vs. Clemson ^	W, 72-70
Sun. 23	vs. Seton Hall ^	L, 67-85
Mon. 24	vs. Old Dominion ^	L, 46-58
Sat. 29	Brevard College (NCAA II)	W, 78-63

DECEMBER

Tue. 2	at Arizona	L, 65-91
Fri. 5	Toccoa Falls College (NCCAA)	W, 100-61
Sat. 6	Thomas University (NAIA)	W, 82-66
Sat. 13	Furman	W, 74-68
Wed. 17	at Jacksonville	L, 65-68
Fri. 19	Hiwassee College (NAIA)	W, 91-71
Mon. 22	at Purdue	6:00 PM
Wed. 31	at Presbyterian *	6:00 PM

JANUARY

Sat. 3	at UNC Asheville *	2:00 PM
Thu. 8	Radford *	7:00 PM
Sat. 10	Winthrop *	7:00 PM
Wed. 14	High Point *	7:00 PM
Sat. 17	at Coastal Carolina *	4:30 PM
Thu. 22	Longwood *	7:00 PM
Sat. 24	at Charleston Southern *	5:30 PM
Wed. 28	at Campbell *	7:00 PM
Sat. 31	Coastal Carolina *	4:00 PM

FEBRUARY

Tue. 3	at Longwood *	7:00 PM
Fri. 6	Campbell *	7:00 PM
Mon. 9	UNC Asheville *	8:00 PM
Sat. 14	at Winthrop *	1:00 PM
Wed. 18	at High Point *	7:00 PM
Sat. 21	Liberty *	7:00 PM
Thu. 26	Charleston Southern *	7:00 PM
Sat. 28	at Radford *	4:00 PM

MARCH

Wed. 4	Big South Tournament 1st Round	TBA
Fri. 6	Big South Tournament Quarterfinal	TBA
Sat. 7	Big South Tournament Semifinal	TBA
Sun. 8	Big South Tournament Championship	TBA

* Big South Conference Game

^ 2014 Paradise Jam, St. Thomas, US Virgin Islands

Home Games in **BOLD**

All Times Eastern Unless Otherwise Noted

GAME INFORMATION



GARDNER-WEBB

AT

PURDUE



Monday, December 22, 2014 | West Lafayette, Ind. | 6:00 PM ET
Mackey Arena (14,846) | Big Ten Network Plus

THE MATCHUP

GARDNER-WEBB

Overall Record: 7-5
Big South Record: 0-0
Rankings: N/A
Last Game: W, 91-71 vs. Hiwassee
Coach: Tim Craft
Career Record: 25-20
At GWU: Same
Last Five Games: 4-1

PURDUE

Overall Record: 8-4
Big Ten Record: N/A
Rankings: N/A
Last Game: L, 63-94 vs. #21 Notre Dame
Coach: Matt Painter
Career Record: 224-121
At PU: 199-116
Last Five Games: 2-3

All-Time Series: First Meeting

QUICK HITS

THE GAME

Gardner-Webb travels to Big Ten foe Purdue on Monday, December 22 at 6:00 pm Central Time. The game will air live on the Big Ten Network.

SERIES NOTES

This marks the first meeting between Gardner-Webb and Purdue.

THE COACHES

Gardner-Webb's Tim Craft is in his second season with the Runnin' Bulldogs, leading GWU to an 18-15 record last winter while being named a finalist for the Joe B. Hall Award.

Matt Painter is in his 10th season as the head coach at Purdue, carrying a 199-116 record with the Boilermakers into tonight's game. Painter sports a career record of 224-121 as a head coach after leading the Boilermakers to a 12-5 mark in the Big Ten last season.

2014-2015 GARDNER-WEBB MEN'S BASKETBALL GAME NOTES

HEAD COACH TIM CRAFT



Tim Craft is in his second season as the head coach of the Gardner-Webb University men's basketball program.

Craft led the Runnin' Bulldogs to an overall record of 18-15 in his first season at the helm, guiding Gardner-Webb to a 10-6 mark in the Big South Conference, which placed the Runnin' Bulldogs two games out of a tie with regular season champion High Point - who the Runnin' Bulldogs defeated 80-76 on February 8 in Paul Porter Arena. Prior to the victory over High Point, the Runnin' Bulldogs were involved in the longest NCAA

Division I game of the season on February 5, falling to VMI 108-104 in a four-overtime marathon in Paul Porter Arena.

The Runnin' Bulldogs would close out the regular season in fine form, winning five of their last seven to earn the fifth seed in the Big South Tournament where they defeated Longwood, 81-65, to advance to the quarterfinal round. Gardner-Webb then fell to VMI, 90-77, to end the season.

For his efforts, Craft became the first coach in program history to be named one of the 10 finalists for the Joe B. Hall Award, given to the top first-year head coach in the nation.

A trio of Runnin' Bulldogs earned all-conference honors during the 2013-2014 season, as sophomore Jerome Hill was named to the Big South All-Conference Second Team, rookie Tyrell Nelson was recognized on the Big South All-Freshman team and senior Mike Byron garnered the program's second-ever Scholar Athlete of the Year honors. Hill also earned a spot on the Big South All-Tournament team.

Craft, 37, returned to Gardner-Webb in 2013 after spending the previous three seasons as an assistant coach at East Carolina and the previous three seasons on staff at Auburn - one as Director of Basketball Operations and two as an assistant coach. Craft spent each of those six seasons at the side of former North Carolina point guard standout Jeff Lebo, who starred for the Tar Heels from 1986-1989. Auburn and East Carolina combined to win 109 games and make three postseason appearances during Craft's time on staff, averaging more than 18 wins per season.

Prior to his time on Lebo's staff, Craft spent three seasons as an assistant coach at Gardner-Webb (2004-2007) and played a critical role in the two best seasons the Runnin' Bulldogs enjoyed as members of the Atlantic Sun Conference.

Craft came to Gardner-Webb following perhaps the best season in East Carolina basketball history. The Pirates won a school-record 23 games in 2012-2013 and capped the run with a CollegeInsider.com Postseason Tournament (CIT) championship.

The Pirates tied for fourth place in Conference USA and advanced to the league's tournament quarterfinals. ECU ranked second in C-USA in scoring, averaging a sizzling 76.5 points per game and led the league in assists per game (17.2), assist-turnover ratio (1.36) and 3-pointers made per game (7.8). Defensively, the Pirates ranked No. 3 in the conference in 3-point field goal percentage defense and were among the circuit's best in blocked shots (4.46 per game) and steals (7.97 per game). Nationally, East Carolina ranked No. 2 in assists per game and No. 18 in scoring offense.

Forward Maurice Kemp became the first ECU player to earn first-team All-Conference USA honors, averaging a league-best 18.9 points per game in addition to a solid 8.0 rebounds per game. Kemp was named MVP of the CollegeInsider.com Postseason Tournament. Two-time All-C-USA guard Miguel Paul led the league in assists and averaged 13.3 points per game, turning that production into an NBA tryout with the Orlando Magic and Washington Wizards following the season.

Craft helped the Pirates to 56 wins during his three seasons in Greenville, N.C., helping oversee a complete turnaround of a program that had not experienced as many as 15 wins in a season since 1996-97. East Carolina posted 18 wins in Craft's first season, the program's first above .500 in 14 years.

Craft spent three seasons on staff at Auburn (2007-2010) and helped the Tigers average nearly 18 wins per season during his time in the Southeastern Conference. In 2008-09, Craft helped Auburn to 24 wins, a second-place finish in the SEC and a postseason run that ended in the quarterfinals of the NIT.

Craft has been a part of major success in Boiling Springs before. His first season on the bench in Paul Porter Arena saw Gardner-Webb win its first Division I team title, bolting to the top of the Atlantic Sun Conference in 2004-2005 to win the league's regular season crown. The Runnin' Bulldogs advanced to the A-Sun title game in the postseason, and finished with an 18-12 record. Gardner-Webb followed that effort with 17 wins in 2005-2006.

Craft helped develop four All-Conference players during his time with Gardner-Webb as an assistant coach, including two-time A-Sun Defensive Player of the Year Tim Jennings. He also helped assemble a recruiting class in his final season with the program that was ranked No. 49 nationally by Hoop Scoop.

Prior to coaching at Gardner-Webb, Craft spent two seasons as an assistant at Pensacola (Fla.) Junior College (PJC) under coach Paul Swanson. In 2003-04, the Pirates went 20-10 and were ranked as high as No. 13 nationally.

At PJC, he coached forward Joel Anthony, who has won a pair of NBA titles as a member of the Miami Heat. Anthony was the 2007 Mountain West Player of the Year at UNLV. He also coached Tim Jennings, who went on to star at Gardner-Webb for two seasons. Twelve of the players Craft coached at PJC signed Division I scholarships and 91 percent earned their two-year degrees.

Craft began his coaching career as the assistant varsity coach and head junior varsity coach at Robert F. Munroe School in Quincy, Fla., in 2000-01. He was promoted to the Head Varsity Boy's Basketball Coach at Munroe the following season in 2001-02 before moving to PJC in 2002-03.

He earned his Bachelor of Arts in history with a minor in secondary education from the University of Florida in 2000. Craft and his wife, Jessica, have three children - Lola (6), Macy (4) and Bennett (6 months).

PROJECTED STARTERS PLUS ONE



TYLER STRANGE | #2

SR. • GUARD • 5-10 • 185

Year	GP-GS	PPG	RPG	APG
14-15	12-12	7.9	2.8	6.8
TOTAL	109-90	6.7	2.4	4.3



JARVIS DAVIS | #15

RSR. • GUARD • 6-0 • 180

Year	GP-GS	PPG	RPG	APG
14-15	12-12	9.6	4.8	1.1
TOTAL	65-12	4.7	1.7	0.7



ADONIS BURBAGE | #23

RJR. • GUARD • 6-5 • 200

Year	GP-GS	PPG	RPG	APG
14-15	12-12	7.2	2.3	1.2
TOTAL	12-12	7.2	2.3	1.2



JEROME HILL | #34

JR. • FORWARD • 6-5 • 225

Year	GP-GS	PPG	RPG	BPG
14-15	12-12	17.8	9.1	0.4
TOTAL	76-59	11.3	6.9	0.3



TYRELL NELSON | #20

SO. • CENTER • 6-7 • 235

Year	GP-GS	PPG	RPG	BPG
14-15	12-12	13.0	6.5	0.9
TOTAL	44-16	10.0	5.4	0.5



HAROLD MCBRIDE | #4

JR. • GUARD • 6-0 • 175

Year	GP-GS	PPG	RPG	APG
14-15	12-0	6.5	2.6	3.0
TOTAL	12-0	6.5	2.6	3.0



CRAFT'S CAREER RECORD				
Year	School	Record	Notes	
2013-14	Gardner-Webb	18-15	Most wins for rookie HC at GW since '78-79	
2014-15	Gardner-Webb	7-5	Program's first-ever win over ACC (Clemson)	
Totals	Gardner-Webb	25-20	2014 Joe B. Hall Award Finalist	

2014-2015 GARDNER-WEBB MEN'S BASKETBALL GAME NOTES

ALPHABETICAL ROSTER

No.	Name	Pos.	Ht	Wt.	Cl.	Hometown / Previous School
21	Herve Aholode	F	6-6	235	Jr.	Cotonou, Benin / Midland JC
23	Adonis Burbage	G	6-5	200	RJr.	Orlando, Fla. / Central Connecticut
15	Jarvis Davis	G	6-0	180	RSr.	Columbia, S.C. / UCF
11	David Efianayi	G	6-2	170	Fr.	Orlando, Fla. / Oconee HS
33	Corey Hensley	C	6-8	220	Sr.	Candler, N.C. / Hargrave Military Acad.
34	Jerome Hill	F	6-5	225	Jr.	Adel, Ga. / Cook County HS
24	Isaiah Ivey	G	6-2	190	Jr.	Georgetown, Ky. / Scott County HS
4	Harold McBride	G	6-0	175	Jr.	Bronx, N.Y. / Lake Land College
14	Brandon Miller	F/C	6-6	240	Fr.	Orlando, Fla. / Orlando Christian Prep
20	Tyrell Nelson	C	6-7	235	So.	Charlotte, N.C. / Metrolina Christian
5	Dylan Poston	G	6-4	190	Jr.	Myrtle Beach, S.C. / Daytona State
2	Tyler Strange	G	5-10	185	Sr.	Leominster, Mass. / Notre Dame Prep
30	Adam Sweeney	G	5-10	180	Sr.	Madison, Ohio / Madison HS

NUMERICAL ROSTER

No.	Name	Pos.	Ht	Wt.	Cl.	Hometown / Previous School
2	Tyler Strange	G	5-10	185	Sr.	Leominster, Mass. / Notre Dame Prep
4	Harold McBride	G	6-0	175	Jr.	Bronx, N.Y. / Lake Land College
5	Dylan Poston	G	6-4	190	Jr.	Myrtle Beach, S.C. / Daytona State
11	David Efianayi	G	6-2	170	Fr.	Orlando, Fla. / Oconee HS
14	Brandon Miller	F/C	6-6	240	Fr.	Orlando, Fla. / Orlando Christian Prep
15	Jarvis Davis	G	6-0	180	RSr.	Columbia, S.C. / UCF
20	Tyrell Nelson	C	6-7	235	So.	Charlotte, N.C. / Metrolina Christian
21	Herve Aholode	F	6-6	235	Jr.	Cotonou, Benin / Midland JC
23	Adonis Burbage	G	6-5	200	RJr.	Orlando, Fla. / Central Connecticut
24	Isaiah Ivey	G	6-2	190	Jr.	Georgetown, Ky. / Scott County HS
30	Adam Sweeney	G	5-10	180	Sr.	Madison, Ohio / Madison HS
33	Corey Hensley	C	6-8	220	Sr.	Candler, N.C. / Hargrave Military Acad.
34	Jerome Hill	F	6-5	225	Jr.	Adel, Ga. / Cook County HS

Head Coach: Tim Craft

Assistant Coach: Jeremy Luther

Assistant Coach: Paul Hemrick

Assistant Coach: DeAntoine Beasley

Director of Basketball Operations: Andrew Tulowitzky

HOMETOWN PRONUNCIATIONS

Leominster, Mass.	"LIM-in-stir"
Cotonou, Benin	"CO-tann-OO"
Adel, Ga.	"A-dell"
Chalon, France	"Shuh-ALL-on"

PRONUNCIATIONS

5	Dylan Poston	"Post-UN"
11	David Efianayi	"Eff-EE-on-EE"
20	Tyrell Nelson	"ty-RELL"
21	Herve Aholode	"Herv-AY A-Holiday"
23	Adonis Burbage	"BUR-baj"
30	Adam Sweeney	"SWEE-nee"
32	Jonovan Watts	"JON-o-VUN"
34	Jerome Hill	"juh-ROME"
54	L'Hassane Niangane	"Luh-SAN Nee-ON-guh-NAY"
AC	Paul Hemrick	"HIM-rick"
DO	Andrew Tulowitzky	"TOO-low-WITZ-key"

2014-2015 GARDNER-WEBB MEN'S BASKETBALL GAME NOTES

2014-2015 BIG SOUTH STANDINGS

Team	BIG SOUTH			OVERALL		
	W	L	Pct.	W	L	Pct.
Coastal Carolina	0	0	.000	9	3	.750
High Point	0	0	.000	8	3	.727
Radford	0	0	.000	8	4	.667
Gardner-Webb	0	0	.000	7	5	.583
Charleston Southern	0	0	.000	5	4	.556
Winthrop	0	0	.000	5	6	.455
Liberty	0	0	.000	5	6	.455
Campbell	0	0	.000	5	6	.455
UNC Asheville	0	0	.000	4	7	.364
Longwood	0	0	.000	4	8	.333
Presbyterian	0	0	.000	4	8	.333



GARDNER-WEBB QUICK FACTS

Name of School: Gardner-Webb University
 City/Zip: Boiling Springs, NC 28017
 Founded: 1905
 Enrollment: 4,900
 Nickname: Runnin' Bulldogs
 School Colors: Scarlett (PMS 187) White & Black
 Arena (Capacity): Paul Porter Arena (3,500)
 Affiliation: NCAA Division I
 Conference: Big South
 President: Dr. A. Frank Bonner (Furman '69)
 Vice President for Athletics: Chuck Burch (Gardner-Webb '79)
 First Year Of Senior College Basketball: 1969-1970
 All-Time Record: 761-542 (.584)
 Division I Regular Season Conference Champs: 1 (2004-2005)
 Division I Conference Tournament Championships: 0
 Head Coach: Tim Craft (Florida '00)
 Record At GWU: 18-15 (1 year)
 Career Record: 18-15 (1 year)
 Assistant Coach: Jeremy Luther (North Greenville '99)
 Assistant Coach: Paul Hemrick (Georgia '09)
 Assistant Coach: DeAntoine Beasley (Tennessee Tech '04)
 Director of Sports Information/Contact: Whitney Noble
 Office Phone: (704) 406-3981
 Cell Phone: (813) 957-7546
 Email: wnoble@gardner-webb.edu
 Official Website: gwusports.com
 Radio Play-By-Play: Fabian Fuentes
 Flagship Radio Station: WGWG.org (Boiling Springs, N.C.)
 Famous Basketball Alumni:
 Artis Gilmore, John Drew, Eddie Wilkins, George Adams

LAST TIME OUT

Dylan Poston (Myrtle Beach, S.C.) poured in a game-high 17 points, Tyrell Nelson (Charlotte, N.C.) added 15, and Gardner-Webb placed five players in double figures en route to a 91-71 win over Hiwassee College in non-conference play on Friday evening in Paul Porter Arena.

Gardner-Webb (7-5) shot 52.3 percent from the floor on the night, including a blistering 64.5 percent in the first half, while holding Hiwassee (2-15) to a 44.1 percent clip from the field. The Runnin' Bulldogs dominated the glass by a 46-31 margin, including a 15-11 advantage on the offensive boards, and outscored the Tigers 20-4 on the fast break.

Poston knocked down 5-of-7 from downtown and 2-of-2 at the charity stripe to lead all scorers with 17 points, as Nelson added 15 points, seven rebounds and a career-high five blocks. Jerome Hill (Adel, Ga.) chipped in his fifth double-double with 11 points and a game-high 10 rebounds, while Jarvis Davis (Columbia, S.C.) tallied 11 points.

Harold McBride (Bronx, N.Y.) posted 11 points, seven assists and six rebounds, as Isaiah Ivey (Georgetown, Ky.) added nine points with a 4-for-6 night from the floor. Tyler Strange (Leominster, Mass.) chipped in seven points, four assists and two steals.

LEADING FROM THE BACK

Senior point guard Tyler Strange has been superb for the Runnin' Bulldogs this season, averaging 7.9 points and a career-high 6.8 assists per game while committing less than two turnovers per contest. The 5-foot-10 floor general currently ranks fifth in the nation in total assists and seventh in assists per game, trailing the national leader by seven dimes entering tonight's game.

LOOKING AT PURDUE

Purdue is off to an 8-4 start this season, entering tonight's game having lost its last two to Vanderbilt and No. 21 Notre Dame. The Boilermakers finished the EA Sports Maui Invitational in style after falling to Kansas State in the opener, defeating Missouri 82-65 before edging BYU, 87-85, in overtime.

Kendall Stephens leads the way for Purde at 11.5 points per game with Isaac Haas close behind at 11.4 per contest. The Boilermakers have three players averaging in double figures and six averaging at least seven points per game including Vince Edwards, who is averaging 10.6 points and 6.3 rebounds per game.

SPREADING THE WEALTH

The Runnin' Bulldogs have done an outstanding job spreading the floor and distributing the scoring load so far this season, with four players averaging at least eight points per game and four more averaging at least four. Junior Jerome Hill leads the way at 17.8 points per game, with Tyrell Nelson (13.0) and Jarvis Davis (9.6) close behind. Tyler Strange rounds out the top four at 7.9 points per game.

2014-2015 GARDNER-WEBB MEN'S BASKETBALL GAME NOTES

GARDNER-WEBB'S RECORD WHEN...

Home	5-0
Away	1-3
Neutral	1-2
Leading at halftime	6-2
Tied at half	0-0
Trailing at half.....	1-3
Shoot 50% or higher	3-1
Shoot less than 50%.....	4-4
Shoot higher % than opponent.....	6-0
Shoot lower % than opponent	1-5
Opponent shoot worse than 50%.....	7-2
Opponent shoot higher than 50%.....	0-3
Score less than 60 points	0-1
Score 60-69 points	0-3
Score 70-79 points.....	3-0
Score 80-89 points.....	2-1
Score 90-99 points	1-0
Score 100+ points.....	1-0
Opponent score less than 60 points.....	0-1
Opponent score 60-69 points	5-1
Opponent score 70-79 points	2-0
Opponent score 80-89 points	0-1
Opponent score 90-99 points	0-2
Opponent score 100+ points	0-0
Outrebounded opponent	6-1
Outrebounded by opponent	1-4
Equal number of rebounds	0-0
Fewer turnovers than opponent.....	5-1
More turnovers than opponent	0-4
Same turnovers as opponent.....	2-0
Make 8 or more 3-pointers	3-3
Make 7 or less 3-pointers	4-2
Games decided by 5 or fewer.....	1-1
Overtime games.....	0-0
TV Games	1-4
Games vs. ranked opponents	0-1
Games following a loss	4-0
Games following a win	3-4
More points in the paint.....	6-1
Fewer/same points in the paint	1-4
More bench points than opponent	4-0
Fewer/same bench points.....	3-5
More 2nd-chance points	4-0
Fewer/same 2nd-chance points.....	3-5
More or same points off turnovers.....	7-1
Fewer points off turnovers	0-4
On Monday	1-1
On Tuesday	0-1
On Wednesday.....	0-1
On Thursday	0-0
On Friday	3-0
On Saturday	3-1
On Sunday.....	0-1
In November	3-3
In December	4-2
In January	0-0
In February.....	0-0
In March	0-0

CAREER NIGHT

Jerome Hill has been an imposing presence inside for the Runnin' Bulldogs this season, leading the team in both scoring and rebounding with 17.8 points and 9.1 rebounds per game. The junior forward poured in a game-high 28 points on 10-of-21 shooting on December 13, leading Gardner-Webb to a 74-68 win over Furman. Hill also pulled down a career-high 19 rebounds to record his fourth double-double of the season, while blocking a personal-best four shots. For his efforts, he was named both the College Sports Madness Big South Player of the Week and Big South Conference Choice Hotels Player of the Week.

VETERAN SHARPSHOOTER

Redshirt senior Jarvis Davis has taken full advantage of his first opportunity in the starting lineup for Gardner-Webb, averaging 9.6 points per game this season while knocking down 19-of-55 (34.5 percent) from outside. The 6-foot, 180-pound guard has continued his stellar shooting from the free throw line as well, converting 30-of-33 at the line to push his career percentage to 91.0 percent. Davis has failed to convert just six free throws in his career at Gardner-Webb, carrying a 81-for-89 lifetime clip into tonight's game.

NATIONAL SPOTLIGHT

Gardner-Webb has played one of the toughest early-season schedules across the Big South Conference and the nation this season, taking on Power 5 Conference schools LSU (SEC) and Clemson (ACC) while also squaring off against College of Charleston (Colonial), Seton Hall (Big East), Old Dominion (C-USA) and national power Arizona (PAC-12). The Runnin' Bulldogs came away with two landmark wins for the program, defeating Charleston by double-digits before registering the school's first-ever win over an ACC opponent by beating Clemson in the waning moments of the Paradise Jam opener.

LONG RANGE BOMBERS

The Runnin' Bulldogs are on pace for one of the highest totals of three-point attempts in program history, throwing up 268 shots from downtown so far this season and knocking down 93 of them. Dylan Poston leads the way with 23 treys through 12 games, knocking down 23-of-49 (46.9 percent) this season after connecting on 5-of-7 against Hiwassee. Jarvis Davis has hit 19 shots from downtown this season on 55 attempts, while Adonis Burbage and Tyler Strange have buried 18 and 17 trifectas, respectively.

PROTECTING THE HOUSE

Gardner-Webb has turned Paul Porter Arena into a fortress once again this season, emerging victorious from each of its first five home games while outscoring opponents by an average of 19.2 points per game. The Runnin' Bulldogs are scoring with regularity at home as well, averaging 85 points per game, including a season-high 100 points in a 100-61 win over Toccoa Falls on December 5.

2014-2015 GARDNER-WEBB MEN'S BASKETBALL GAME NOTES

RECORD TRACKER

CAREER POINTS

Rk.	Points	Player	Years
1.	1396	Brian Bender	2002-2006
2.	1223	Grayson Flittner	2006-2010
3.	1145	Simon Conn	2002-2006
4.	1080	Chris Gash	2003-2007
5.	927	Jonathan Moore	2008-2011
6.	910	Thomas Sanders	2006-2008
7.	903	Donta Harper	2011-2014
8.	862	JEROME HILL	2012-PRESENT
9.	829	Aaron Linn	2007-2009
10.	780	Tashan Newsome	2011-2013

CAREER SCORING AVERAGE

Rk.	Pts/G	Player	Years
1.	14.7	Thomas Sanders	2006-2008
2.	13.4	Aaron Linn	2007-2009
3.	13.2	Tashan Newsome	2011-2013
4.	12.0	Brian Bender	2002-2006
5.	11.9	Tim Jennings	2004-2006
6.	11.3	JEROME HILL	2012-PRESENT
7.	11.0	Grayson Flittner	2006-2010
8.	10.9	Jonathan Moore	2008-2011
9.	10.1	Nate Blank	2007-2009
	10.1	Tim Behrendorff	2002-2004

CAREER FIELD GOAL PERCENTAGE

Rk.	FG Pct.	Player	Years
1.	.575 (487-847)	Simon Conn	2002-2006
2.	.551 (303-550)	Auryn MacMillan	2006-2010
3.	.502 (306-609)	JEROME HILL	2012-PRESENT
4.	.492 (279-567)	Stefon Johnson	2009-2012
5.	.483 (338-700)	Thomas Sanders	2006-2008
6.	.455 (332-729)	Donta Harper	2011-2014
7.	.433 (299-690)	Aaron Linn	2007-2009
8.	.422 (205-486)	Nate Blank	2007-2009
9.	.419 (272-649)	Tashan Newsome	2011-2013
10.	.418 (304-728)	Jonathan Moore	2008-2011

CAREER THREE-POINT FIELD GOALS MADE

Rk.	3-FGM	Player	Years
1.	263	Grayson Flittner	2006-2010
2.	184	Brian Bender	2002-2006
3.	170	Chris Gash	2003-2007
4.	132	TYLER STRANGE	2011-PRESENT
5.	118	Jonathan Moore	2008-2011
6.	115	Takayo Siddle	2005-2009
	115	Josh Chiles	2002-2005
8.	107	Kevin Hartley	2011-2013
9.	104	Max Landis	2011-2013
10.	99	Nate Blank	2007-2009

CAREER THREE-POINT FIELD GOALS ATTEMPTED

Rk.	3-FGA	Player	Years
1.	696	Grayson Flittner	2006-2009
2.	535	Brian Bender	2002-2006
3.	468	Chris Gash	2003-2007
4.	388	TYLER STRANGE	2011-PRESENT
5.	340	Takayo Siddle	2005-2009
6.	335	Max Landis	2011-2013
7.	334	Jonathan Moore	2008-2011
	334	Josh Chiles	2002-2005
9.	288	Ricky McPhee	2005-2007
10.	279	Chris Wiggins	2002-2004

CAREER THREE-POINT FIELD GOALS PERCENTAGE

Rk.	3-FG Pct.	Player	Years
1.	.412 (107-260)	Kevin Hartley	2011-2013
2.	.378 (263-696)	Grayson Flittner	2006-2009
3.	.363 (170-468)	Chris Gash	2003-2007
4.	.353 (118-334)	Jonathan Moore	2008-2011
5.	.344 (184-535)	Brian Bender	2002-2006
6.	.344 (115-334)	Josh Chiles	2002-2005
7.	.340 (132-388)	TYLER STRANGE	2011-PRESENT
8.	.338 (115-340)	Takayo Siddle	2005-2009
9.	.310 (104-335)	Max Landis	2011-2013

CAREER FREE THROWS MADE

Rk.	FTM	Player	Years
1.	258	Brian Bender	2002-2006
2.	250	JEROME HILL	2012-PRESENT
3.	237	Donta Harper	2011-2014
4.	223	Thomas Sanders	2006-2008
5.	218	Grayson Flittner	2006-2010
6.	206	Tashan Newsome	2011-2013
7.	201	Jonathan Moore	2008-2011
8.	166	Chris Gash	2003-2007
9.	161	Simon Conn	2002-2006
10.	147	Aaron Linn	2007-2009

CAREER FREE THROWS ATTEMPTED

Rk.	FTA	Player	Years
1.	410	JEROME HILL	2012-PRESENT
2.	383	Thomas Sanders	2006-2008
3.	330	Donta Harper	2011-2014
4.	326	Brian Bender	2002-2006
5.	286	Tashan Newsome	2011-2013
	286	Jonathan Moore	2008-2011
7.	269	Grayson Flittner	2006-2010
8.	234	Auryn MacMillan	2006-2010
9.	231	Simon Conn	2002-2006
10.	214	Chris Gash	2003-2007

CAREER REBOUNDS

Rk.	REB	Player	Years
1.	650	Brian Bender	2002-2006
2.	629	Simon Conn	2002-2006
3.	556	Thomas Sanders	2006-2008
4.	533	Chris Gash	2003-2007
5.	528	JEROME HILL	2012-PRESENT
6.	520	Joshua Henley	2008-2010
7.	484	Stefon Johnson	2009-2012
8.	461	Auryn MacMillan	2006-2010
9.	407	Mike Byron	2010-2014
10.	359	Donta Harper	2011-2014

CAREER REBOUNDING AVERAGE

Rk.	REB/G	Player	Years
1.	9.0	Thomas Sanders	2006-2008
2.	8.8	Joshua Henley	2008-2010
3.	6.9	JEROME HILL	2012-PRESENT
4.	6.0	Tashan Newsome	2011-2013
5.	5.6	Brian Bender	2002-2006
6.	5.5	Simon Conn	2002-2006
7.	5.4	Brendan Clowry	2002-2004
8.	5.3	Kevin Hartley	2011-2013
	5.3	Stefon Johnson	2009-2012
10.	4.6	Tim Behrendorff	2002-2004

2014-2015 GARDNER-WEBB MEN'S BASKETBALL GAME NOTES

GAME-BY-GAME STARTERS

OPPONENT	GUARD	GUARD	G/F	FORWARD	CENTER
at LSU	Strange	Davis	Burbage	Hill	Nelson
at Col. of Charleston	Strange	Davis	Burbage	Hill	Nelson
vs. Clemson ^	Strange	Davis	Burbage	Hill	Nelson
vs. Seton Hall ^	Strange	Davis	Burbage	Hill	Nelson
vs. Old Dominion ^	Strange	Davis	Burbage	Hill	Nelson
Brevard	Strange	Davis	Burbage	Hill	Nelson
at #3/3 Arizona	Strange	Davis	Burbage	Hill	Nelson
Toccoa Falls	Strange	Davis	Burbage	Hill	Nelson
Thomas Univ. (Ga.)	Strange	Davis	Burbage	Hill	Nelson
Furman	Strange	Davis	Burbage	Hill	Nelson
at Jacksonville	Strange	Davis	Burbage	Hill	Nelson
Hiwassee	Strange	Davis	Burbage	Hill	Nelson
at Purdue					
at Presbyterian *					
at UNC Asheville *					
Radford *					
Winthrop *					
High Point *					
at Coastal Carolina *					
Longwood *					
at Charleston Southern *					
at Campbell *					
Coastal Carolina *					
at Longwood *					
Campbell *					
UNC Asheville *					
at Winthrop *					
at High Point *					
Liberty *					
Charleston Southern *					
at Radford *					

* Big South Conference Game

^ 2014 Paradise Jam, St. Thomas, US Virgin Islands

Home Games in **Bold**

2014-2015 GARDNER-WEBB MEN'S BASKETBALL GAME NOTES

GAME-BY-GAME LEADERS

OPPONENT	POINTS	REBOUNDS	ASSISTS	BLOCKS	STEALS
at LSU	Jerome Hill - 25	Hill/Nelson - 5	Tyler Strange - 7	N/A	Strange/Davis - 3
at Col. of Charleston	Jarvis Davis - 22	Hill/Nelson - 12	Tyler Strange - 8	N/A	Jarvis Davis - 2
vs. Clemson ^	Tyler Strange - 18	Jarvis Davis - 8	Tyler Strange - 10	N/A	Jarvis Davis - 2
vs. Seton Hall ^	Jerome Hill - 15	Hill/Davis - 7	Tyler Strange - 4	N/A	Tyler Strange - 4
vs. Old Dominion ^	Jerome Hill - 11	Jerome Hill - 12	Tyler Strange - 2	Nelson/Ivey - 1	Jarvis Davis - 2
Brevard	Jerome Hill - 32	Jerome Hill - 8	Tyler Strange - 12	Nelson/Poston - 1	Harold McBride - 4
at #3/3 Arizona	Strange/Nelson - 15	Jerome Hill - 8	Strange/Hill - 6	N/A	N/A
Toccoa Falls	Jerome Hill - 20	Corey Hensley - 11	Tyler Strange - 8	Six players - 1	Adonis Burbage - 4
Thomas Univ. (Ga.)	Tyrell Nelson - 18	Jerome Hill - 12	Tyler Strange - 9	Corey Hensley - 2	Isaiah Ivey - 2
Furman	Jerome Hill - 28	Jerome Hill - 19	Tyler Strange - 7	Jerome Hill - 4	Nelson/Davis - 2
at Jacksonville	Jerome Hill - 14	Jerome Hill - 7	Tyler Strange - 5	Corey Hensley - 1	Jarvis Davis - 2
Hiwassee	Dylan Poston - 17	Jerome Hill - 10	Harold McBride - 7	Tyrell Nelson	Four players - 2
at Purdue					
at Presbyterian *					
at UNC Asheville *					
Radford *					
Winthrop *					
High Point *					
at Coastal Carolina *					
Longwood *					
at Charleston Southern *					
at Campbell *					
Coastal Carolina *					
at Longwood *					
Campbell *					
UNC Asheville *					
at Winthrop *					
at High Point *					
Liberty *					
Charleston Southern *					
at Radford *					

* Big South Conference Game

^ 2014 Paradise Jam, St. Thomas, US Virgin Islands

Home Games in **Bold**

2014-2015 GARDNER-WEBB MEN'S BASKETBALL GAME NOTES



TYLER STRANGE | #2

SR. • GUARD • 5-10 • 185
LEOMINSTER, MASS. • NOTRE DAME PREP

2013-14 at Gardner-Webb: Started 32 of 33 games ... Averaged career highs of 9.5 points and 4.9 assists per game while grabbing 2.5 rebounds per contest ... Dished out a career-best 163 assists ... Ranked third in the Big South in both total assists and assists per game ... Led Gardner-Webb with 32.3 minutes per game ... Ranked first on the team with 57 steals, which was good for second in the Big South ... Ranked second in the league in assist/turnover ratio (2.76) overall and third in league games (2.96) ... Scored in double digits 15 times, including a career-high 25 points at Radford (2/1) ... Dished out a career-high 13 assists against Clearwater Christian (12/14) and UNC Asheville (1/8) ... Had nine assists against Coastal Carolina (1/11) ... Tallied three or more steals in nine games ... Dished out at least six assists in 10 games ... Knocked down three or more three-pointers in 10 games ... Poured in 17 points in the loss at Furman (11/12) ... Posted a double-double with 10 points and 13 assists against UNC Asheville ... Knocked down the game-tying three-pointer with three seconds left in the 73-72 overtime win at Radford ... One of a career-high six three-pointers in a 25-point performance ... Scored 17 points and played a career-high 54 minutes in the quadruple overtime loss to VMI (2/5), which was the longest game in Division I during the 2013-2014 season ... Scored in double figures in four straight games to end the season, including 15 in the Big South Tournament Quarterfinal loss to VMI.

CAREER HIGHS

Pts. 25 (02/01/14 at Radford)
FG 9 (02/01/14 at Radford)
FGA 15 (02/05/14 vs. VMI)
3FG 6 (02/01/14 at Radford)
3FGA 11 (02/01/14 at Radford)
REB 7 (01/15/14 at Winthrop)
FT 8 (11/17/14 at Charleston)
FTA 13 (11/17/14 at Charleston)
Asst 13, 2x (last, 01/08/14 vs. Asheville)
Stls 4, 5x (last, 11/23/14 vs. Seton Hall)
Blks 1, 2x (last, 12/5/14 vs. Toocoo Falls)
Mins 54 (02/05/14 vs. VMI)

SEASON NOTES

- Leads the Big South in assists per game (6.8) and assist/turnover ratio (3.72).
- Game-high 8 assists and career-best 8-for-13 night at the FT line at CofC
- Led GWU with 18 points and 10 assists in the win over Clemson, hitting the game-tying shot with 6.6 seconds left.
- College Sports Madness Big South Player of the Week and Big South Player of the Week (Nov. 24).
- Season- and game-high 12 assists against Brevard.

STRANGE'S 2014-2015 GAME-BY-GAME

Opponent	Date	gs	min	Total		3-Pointers		Free throws		Rebounds				pf	a	t/o	blk	stl	pts	avg	
				fg-fga	pct	3fg-fga	pct	ft-fa	pct	off	def	tot	avg								
at LSU	11/15/14	*	32	6-13	.462	2-7	.286	0-0	.000	2	1	3	3.0	4	7	4	0	3	14	14.0	
at Col. of Charleston	11/17/14	*	38	2-6	.333	0-1	.000	8-13	.615	0	4	4	3.5	2	8	1	0	0	12	13.0	
vs Clemson	11/21/14	*	37	5-12	.417	4-8	.500	4-4	1.000	0	2	2	3.0	4	10	0	0	1	18	14.7	
vs Seton Hall	11/23/14	*	33	4-12	.333	2-4	.500	3-4	.750	1	3	4	3.3	2	4	3	0	4	13	14.3	
vs Old Dominion	11/24/14	*	37	0-11	.000	0-7	.000	0-1	.000	0	4	4	3.4	1	2	1	0	0	0	11.4	
BREVARD	11/29/14	*	31	0-5	.000	0-1	.000	0-0	.000	1	2	3	3.3	2	12	3	0	3	0	9.5	
at Arizona	12/2/14	*	31	5-7	.714	5-6	.833	0-0	.000	0	2	2	3.1	1	6	3	0	0	15	10.3	
TOCCOA FALLS	12/05/14	*	24	0-4	.000	0-2	.000	1-4	.250	0	4	4	3.3	1	8	2	1	1	1	9.1	
THOMAS (GA.)	12/06/14	*	23	2-3	.667	1-1	1.000	0-0	.000	0	1	1	3.0	0	9	0	0	1	5	8.7	
FURMAN	12/13/14	*	31	1-4	.250	0-2	.000	1-2	.500	0	1	1	2.8	2	7	1	0	1	3	8.1	
at Jacksonville	12/17/14	*	37	2-5	.400	2-4	.500	1-2	.500	0	3	3	2.8	4	5	4	0	0	7	8.0	
HIWASSEE	12/19/14	*	17	3-5	.600	1-1	1.000	0-0	.000	0	2	2	2.8	1	4	0	0	2	7	7.9	
Totals			12	371	30-87	.345	17-44	.386	18-30	.600	4	29	33	2.8	24	82	22	1	16	95	7.9

Games played: 12
Minutes/game: 30.9
Points/game: 7.9
FG Pct: 34.5
3FG Pct: 38.6
FT Pct: 60.0

Rebounds/game: 2.8
Assists/game: 6.8
Turnovers/game: 1.8
Assist/turnover ratio: 3.7
Steals/game: 1.3
Blocks/game: 0.1

TYLER STRANGE'S CAREER STATISTICS

Season	gp-gs	min/avg	Total		3-Point		F-Throws		Rebounds				Scoring					
			fg-fga	pct	fg-fga	pct	ft-fa	pct	off	def	tot	avg	pf	fo	ast	to	blk	stl
2011-12	30-12	618/20.6	44-123	.358	20-66	.303	20-37	.541	7	51	58	1.9	53	0	87	53	1	37
2012-13	34-34	1035/30.4	70-192	.365	31-108	.287	21-29	.724	12	75	87	2.6	62	1	141	72	0	54
2013-14	33-32	1067/32.3	106-253	.419	64-170	.376	39-58	.672	10	73	83	2.5	57	0	163	59	0	57
2014-15	12-12	371/30.9	30-87	.345	17-44	.386	18-30	.600	4	29	33	2.8	24	0	82	22	1	16
TOTAL	109-90	3091/28.4	250-655	.382	132-388	.340	98-154	.636	33	228	261	2.4	196	1	473	206	2	164

2014-2015 GARDNER-WEBB MEN'S BASKETBALL GAME NOTES



HAROLD MCBRIDE | #4

JR. • GUARD • 6-0 • 175
BRONX, N. Y. • LAKE LAND COLLEGE

Junior College: Played two seasons at Lake Land (Ill.) College under Coach Cedric Brown A second-team NJCAA Division I All-America selection as a sophomore ... Named Great Rivers Athletic Conference Player of the Year ... Averaged a team-high 17.1 points and 7.2 assists per game ... Major fuel for an offense that averaged 84.5 points per game on the season ... Led team to a 22-9 overall record ... Shot a sizzling 89.2 percent from the free throw line, good for fifth in the nation ... Ranked fourth nationally with 223 assists ... Also pulled down 4.3 rebounds per game ... Led the conference in scoring and assists ... Ranked third in the league in steals per game ... Made 47-of-136 shots from long distance (34.6 percent) ... Scored 20 points or more in 12 different games ... Had a season-high 33 points at John A. Logan College (2/26) ... Scored 32 points at Vincennes (2/1) ... Posted at least 10 assists in eight different games, including a season-best 15 helpers vs. McKendree (11/25) ... Earned All-Conference and All-Region honors as a freshman after supplying 13.0 points and a team-high 4.9 assists per game ... Helped team to a 19-12 record that season ... Had a season-high 25 points and 10 rebounds against Lewis & Clark (12/1) ... Netted 18 points and dished off a season-best 15 assists against Southwestern Illinois (1/12) ... Chose Gardner-Webb over Southeastern Louisiana.

CAREER HIGHS

Pts.....	11 (12/19/14 vs. Hiwassee)
FG.....	5 (12/19/14 vs. Hiwassee)
FGA.....	10 (11/21/14 vs. Clemson)
3FG.....	3 (11/21/14 vs. Clemson)
3FGA.....	7 (11/21/14 vs. Clemson)
REB.....	6 (12/19/14 vs. Hiwassee)
FT.....	3 (12/6/14 vs. Thomas)
FTA.....	4, 3x (Last, 12/13/14 vs. Furman)
Asst.....	7, 2x (Last, 12/19/14 vs. Hiwassee)
Stls.....	4 (11/29/14 vs. Brevard)
Blks.....	N/A
Mins.....	28, 2x (Last, 12/19/14 vs. Hiwassee)

SEASON NOTES

- Set a new season-high in almost every statistical category against Clemson, hitting three three-pointers and scoring 10 points.
- Season- and game-high four steals against Brevard.
- Dished out five assists against Toccoa Falls.
- Season-high seven assists against Thomas.
- Scored 11 points and dished out seven assists against Hiwassee.

MCBRIDE'S 2014-2015 GAME-BY-GAME

Opponent	Date	gs	min	Total		3-Pointers		Free throws		Rebounds				pf	a	t/o	blk	stl	pts	avg
				fg-fga	pct	3fg-fga	pct	ft-fga	pct	off	def	tot	avg							
at LSU	11/15/14	22		2-8	.250	1-5	.200	0-0	.000	0	0	0	0.0	1	1	0	0	1	5	5.0
at Col. of Charleston	11/17/14	20		2-4	.500	0-2	.000	0-0	.000	0	2	2	1.0	2	0	1	0	0	4	4.5
vs Clemson	11/21/14	23		3-10	.300	3-7	.429	1-4	.250	3	1	4	2.0	1	2	0	0	1	10	6.3
vs Seton Hall	11/23/14	28		3-9	.333	0-4	.000	0-0	.000	1	3	4	2.5	1	1	1	0	1	6	6.3
vs Old Dominion	11/24/14	16		2-8	.250	0-3	.000	0-0	.000	0	1	1	2.2	3	1	2	0	0	4	5.8
BREVARD	11/29/14	24		3-7	.429	1-2	.500	0-0	.000	0	2	2	2.2	3	2	1	0	4	7	6.0
at Arizona	12/2/14	16		4-7	.571	2-4	.500	0-0	.000	0	1	1	2.0	0	2	2	0	0	10	6.6
TOCCOA FALLS	12/05/14	17		3-6	.500	0-2	.000	2-3	.667	0	2	2	2.0	1	5	2	0	1	8	6.8
THOMAS (GA.)	12/06/14	25		1-7	.143	0-2	.000	3-4	.750	1	3	4	2.2	4	7	1	0	1	5	6.6
FURMAN	12/13/14	18		1-1	1.000	1-1	1.000	2-4	.500	0	3	3	2.3	4	4	3	0	1	5	6.4
at Jacksonville	12/17/14	18		1-3	.333	1-2	.500	0-0	.000	0	2	2	2.3	1	4	1	0	0	3	6.1
HIWASSEE	12/19/14	28		5-7	.714	0-1	.000	1-1	1.000	1	5	6	2.6	1	7	2	0	2	11	6.5
Totals		0	255	30-77	.390	9-35	.257	9-16	.563	6	25	31	2.6	22	36	16	0	12	78	6.5

Games played: 12
Minutes/game: 21.3
Points/game: 6.5
FG Pct: 39.0
3FG Pct: 25.7
FT Pct: 56.3

Rebounds/game: 2.6
Assists/game: 3.0
Turnovers/game: 1.3
Assist/turnover ratio: 2.3
Steals/game: 1.0

HAROLD MCBRIDE'S CAREER STATISTICS

			Total		3-Point		F-Throws		Rebounds											Scoring	
Season	gp-gs	min/avg	fg-fga	pct	fg-fga	pct	ft-fga	pct	off	def	tot	avg	pf	fo	ast	to	blk	stl	pts	avg	
2012-13*	31-27	0/0.0	126-328	.384	23-72	.319	129-159	.811	26	93	119	3.8	0	0	151	80	2	43	404	13.0	
2013-14*	31-31	0/0.0	167-422	.396	47-136	.346	148-166	.892	16	118	134	4.3	0	0	223	106	6	67	529	17.1	
2014-15	12-0	255/21.3	30-77	.390	9-35	.257	9-16	.563	6	25	31	2.6	22	0	36	16	0	12	78	6.5	
TOTAL	12-0	255/21.3	30-77	.390	9-35	.257	9-16	.563	6	25	31	2.6	22	0	36	16	0	12	78	6.5	
All*	74-58	255/3.4	323-827	.391	79-243	.325	286-341	.839	48	236	284	3.8	22	0	410	202	8	122	1011	13.7	

* at Lake Land College

2014-2015 GARDNER-WEBB MEN'S BASKETBALL GAME NOTES



DYLAN POSTON | #5

JR. • GUARD • 6-4 • 190
MYRTLE BEACH, S.C. • DAYTONA STATE COLLEGE

Junior College: Played one season at junior college power Daytona State (Fla.) College ... Earned first-team All-Conference honors as a sophomore ... Averaged 11.9 points, 2.8 rebounds and 1.6 assists per game for the Falcons, leading team to a 24-6 record and the NJCAA National Tournament ... Saw action in 29 games ... Shot 38.2 percent from 3-point range, making 68-of-178 chances ... Made 75.9 percent of his free throws (66-of-87) ... Netted a season-best 26 points in a win over Indian River State College (12/7) ... Scored 23 points on 6-of-8 shooting from long range in a win over College of Central Florida ... Had 20 points or more in four different games ... Scored at least 15 points in 10 games.

2012-2013 at Mercer: Played freshman season at Mercer University ... Averaged 1.2 points per game in 16 games for the Bears.

CAREER HIGHS

Pts. 18 (12/5/14 vs. Toccoa Falls)
FG 6 (12/5/14 vs. Toccoa Falls)
FGA 9 (11/29/14 vs. Brevard)
3FG 6 (12/5/14 vs. Toccoa Falls)
3FGA 8 (12/5/14 vs. Toccoa Falls)
REB 3, 5x (Last, 12/19/14 vs. Hiwassee)
FT 2, 3x (Last, 12/19/14 vs. Hiwassee)
FTA 3 (12/13/14 vs. Furman)
Asst 2 (11/15/14 at LSU)
Stls 2, 2x (Last, 12/19/14 vs. Hiwassee)
Blks 1 (12/5/14 vs. Toccoa Falls)
Mins 20, 3x (Last, 12/19/14 vs. Hiwassee)

SEASON NOTES

- Knocked down three clutch threes in his GWU debut at LSU.
- Scored eight points against Brevard.
- Poured in a season-high 18 points with a 6-for-8 night from three against Toccoa Falls.
- Connected on 4-of-5 from downtown at Jacksonville.
- Buried 5-of-7 from three to pour in a game-high 17 points against Hiwassee.

POSTON'S 2014-2015 GAME-BY-GAME

Opponent	Date	gs	min	Total		3-Pointers		Free throws		Rebounds				pf	a	t/o	blk	stl	pts	avg
				fg-fga	pct	3fg-fga	pct	ft-fa	pct	off	def	tot	avg							
at LSU	11/15/14	20	3-8	.375	3-7	.429	0-0	.000	0	3	3	3.0	2	2	1	0	2	9	9.0	
at Col. of Charleston	11/17/14	7	0-0	.000	0-0	.000	0-0	.000	0	0	0	1.5	3	0	1	0	0	0	4.5	
vs Clemson	11/21/14	6	0-0	.000	0-0	.000	0-0	.000	0	1	1	1.3	0	0	0	0	0	0	3.0	
vs Seton Hall	11/23/14	13	0-3	.000	0-3	.000	2-2	1.000	0	2	2	1.5	3	1	0	0	1	2	2.8	
vs Old Dominion	11/24/14	7	1-3	.333	1-2	.500	0-0	.000	0	1	1	1.4	1	1	1	0	0	3	2.8	
BREVARD	11/29/14	19	3-9	.333	2-7	.286	0-0	.000	0	1	1	1.3	0	0	0	1	1	8	3.7	
at Arizona	12/2/14	10	0-3	.000	0-3	.000	0-0	.000	1	2	3	1.6	0	0	1	0	0	0	3.1	
TOCCOA FALLS	12/05/14	15	6-8	.750	6-8	.750	0-0	.000	0	3	3	1.8	0	0	1	1	1	18	5.0	
THOMAS (GA.)	12/06/14	17	2-7	.286	1-5	.200	1-2	.500	0	3	3	1.9	4	0	2	0	1	6	5.1	
FURMAN	12/13/14	10	1-2	.500	1-2	.500	2-3	.667	0	1	1	1.8	1	1	0	0	0	5	5.1	
at Jacksonville	12/17/14	15	4-5	.800	4-5	.800	0-0	.000	0	1	1	1.7	0	0	0	0	0	12	5.7	
HIWASSEE	12/19/14	20	5-7	.714	5-7	.714	2-2	1.000	0	3	3	1.8	3	1	1	1	2	17	6.7	
Totals		0	159	25-55	.455	23-49	.469	7-9	.778	1	21	22	1.8	17	6	8	3	8	80	6.7

Games played: 12
Minutes/game: 13.3
Points/game: 6.7
FG Pct: 45.5
3FG Pct: 46.9
FT Pct: 77.8

Rebounds/game: 1.8
Assists/game: 0.5
Turnovers/game: 0.7
Assist/turnover ratio: 0.8
Steals/game: 0.7
Blocks/game: 0.3

DYLAN POSTON'S CAREER STATISTICS

			Total		3-Point		F-Throws		Rebounds											Scoring	
Season	gp-gs	min/avg	fg-fga	pct	fg-fga	pct	ft-fa	pct	off	def	tot	avg	pf	fo	ast	to	blk	stl	pts	avg	
2012-13*	16-0	54/3.4	7-23	.304	4-20	.200	4-4	1.000	3	2	5	0.3	0	0	1	8	0	22	22	1.4	
2013-14*	26-26	856/32.9	106-288	.368	66-178	.371	66-87	.759	17	64	81	3.1	0	0	46	44	2	16	344	13.2	
2014-15	12-0	159/13.3	25-55	.455	23-49	.469	7-9	.778	1	21	22	1.8	17	0	6	8	3	8	80	6.7	
TOTAL	12-0	159/13.3	25-55	.455	23-49	.469	7-9	.778	1	21	22	1.8	17	0	6	8	3	8	80	6.7	
All*	54-26	1069/19.8	138-366	.377	93-247	.377	77-100	.770	21	87	108	2.0	17	0	53	60	5	46	446	8.3	

* at Mercer in 2012-2013 and Daytona State in 2013-2014

2014-2015 GARDNER-WEBB MEN'S BASKETBALL GAME NOTES



DAVID EFIYANAYI | # 11

FR. • GUARD • 6-2 • 170
ORLANDO, FLA. • OCONEE HS

High School: Played at Ocoee High School under head coach Rob Gordon ... Named All-County Honorable Mention by the Orlando Sentinel as a junior ... Rated as the No. 27 prospect in Florida for the 2014 recruiting class by Source Hoops ... Averaged 15.8 points, 4.2 rebounds and 4.8 assists per game in 2012-2013 while averaging nearly two steals per game ... Converted 99-of-127 attempts at the free throw line (78 percent) ... Chose Gardner-Webb over North Florida, IPFW, UT-Martin and North Carolina Central.

Personal: Born David Efiyanayi on December 19, 1995 in Manchester, Connecticut ... Son of David Efiyanayi and Mary Crawford ... Has one older brother, Tanksley, and one younger sister, Tiffany ... Intends to major in business administration ... Plans to own his own business after graduation.

CAREER HIGHS

SEASON NOTES

2014-2015 GARDNER-WEBB MEN'S BASKETBALL GAME NOTES



BRANDON MILLER | # 14

FR. • FORWARD/CENTER • 6-6 • 250
ORLANDO, FLA. • ORLANDO CHRISTIAN PREP

High School: Played at Orlando Christian Prep under head coach Reggie Kohn ... Helped Orlando Christian to another state title last season despite battling a series of injuries.

Personal: Born Brandon Miller on December 8, 1995 in Bronx, New York ... Son of Monique Brown ... Has one older brother, Chris Miller, and two younger sisters, Adriana Miller and Bryana Miller ... Intends to major in exercise science with a minor in psychology ... Plans to attend graduate school.

CAREER HIGHS

SEASON NOTES

2014-2015 GARDNER-WEBB MEN'S BASKETBALL GAME NOTES

JARVIS DAVIS | # 15

R-SR. • GUARD • 6-0 • 180
COLUMBIA, S.C. • UCF



2013-14 at Gardner-Webb: Played in 21 games, coming off the bench in each to the tune of 10.5 minutes per game ... Made 11 shots from 3-point range on the season, including a four-game stretch against High Point, Liberty, Coastal Carolina and Presbyterian when he knocked down 6-of-12 (50 percent) ... Made 24-of-27 free throws (88.9 percent) ... Averaged 4.2 points, 1.0 rebounds and 0.4 assist per game ... Recorded seven steals ... Scored 14 points in 16 minutes on 6-of-11 shooting against Hiwassee (12/21) ... Tallied nine points and two steals in the win over High Point (2/8) ... Recorded career-highs of 19 points and 22 minutes against Presbyterian (2/19), knocking down 6-of-10 from the floor (3-of-4 3-pointers) and 4-of-4 at the free throw line ... Scored 11 points on 4-of-5 shooting against Longwood (3/5) in the Big South Tournament ... Career-high six rebounds against VMI (3/7) in the Big South Tournament.

CAREER HIGHS

Pts. 22 (11/17/14 at Charleston)
FG 6, 2x (Last, 11/17/14 at Charleston)
FGA 11, 2x (Last, 12/6/14 vs. Thomas)
3FG 6 (11/17/14 at Charleston)
3FGA 9 (11/17/14 at Charleston)
REB 8 (11/21/14 vs. Clemson)
FT 8 (12/6/14 vs. Thomas)
FTA 8 (12/6/14 vs. Thomas)
Asst 4, 3x (Last, 12/17/14 at Jacksonville)
Stls 3 (11/15/14 at LSU)
Blks 1, 2x (last, 11/29/14 vs. Brevard)
Mins 30 (11/17/14 at Charleston)

SEASON NOTES

- Recorded career highs of three steals and three three-pointers in the season opener at LSU.
- Game- and career-high 22 points with a 6-for-9 night from three in the win over CofC.
- Hit the game-winning free throws against Clemson.

DAVIS' 2014-2015 GAME-BY-GAME

Opponent	Date	gs	min	Total		3-Pointers		Free throws		Rebounds				pf	a	t/o	blk	stl	pts	avg	
				fg-fga	pct	3fg-fga	pct	ft-fa	pct	off	def	tot	avg								
at LSU	11/15/14	*	26	3-9	.333	3-8	.375	2-2	1.000	1	3	4	4.0	1	1	0	0	3	11	11.0	
at Col. of Charleston	11/17/14	*	30	6-10	.600	6-9	.667	4-4	1.000	0	5	5	4.5	4	0	2	0	2	22	16.5	
vs Clemson	11/21/14	*	29	3-9	.333	2-5	.400	2-2	1.000	0	8	8	5.7	2	1	0	0	2	10	14.3	
vs Seton Hall	11/23/14	*	21	2-7	.286	0-4	.000	2-3	.667	1	6	7	6.0	3	1	3	0	1	6	12.3	
vs Old Dominion	11/24/14	*	28	2-4	.500	1-2	.500	2-2	1.000	1	5	6	6.0	2	0	1	0	2	7	11.2	
BREVARD	11/29/14	*	17	3-4	.750	2-3	.667	0-0	.000	2	4	6	6.0	3	0	3	1	1	8	10.7	
at Arizona	12/2/14	*	20	2-9	.222	2-8	.250	0-0	.000	0	2	2	5.4	4	1	1	0	0	6	10.0	
TOCCOA FALLS	12/05/14	*	19	4-10	.400	2-7	.286	2-2	1.000	1	3	4	5.3	1	2	0	0	1	12	10.3	
THOMAS (GA.)	12/06/14	*	23	3-11	.273	0-5	.000	8-8	1.000	1	3	4	5.1	4	0	5	0	0	14	10.7	
FURMAN	12/13/14	*	28	0-3	.000	0-1	.000	0-0	.000	2	5	7	5.3	1	3	4	0	2	0	9.6	
at Jacksonville	12/17/14	*	23	2-4	.500	0-2	.000	4-4	1.000	0	1	1	4.9	3	4	0	0	2	8	9.5	
HIWASSEE	12/19/14	*	18	3-3	1.000	1-1	1.000	4-6	.667	1	2	3	4.8	0	0	1	0	0	11	9.6	
Totals			12	282	33-83	.398	19-55	.345	30-33	.909	10	47	57	4.8	28	13	20	1	16	115	9.6

Games played: 12
Minutes/game: 23.5
Points/game: 9.6
FG Pct: 39.8
3FG Pct: 34.5
FT Pct: 90.9

Rebounds/game: 4.8
Assists/game: 1.1
Turnovers/game: 1.7
Assist/turnover ratio: 0.7
Steals/game: 1.3
Blocks/game: 0.1

JARVIS DAVIS' CAREER STATISTICS

			Total		3-Point		F-Throws		Rebounds											Scoring	
Season	gp-gs	min/avg	fg-fga	pct	fg-fga	pct	ft-fa	pct	off	def	tot	avg	pf	fo	ast	to	blk	stl	pts	avg	
2010-11*	16-0	93/5.8	7-17	.412	0-0	.000	8-13	.615	6	12	18	1.1	0	0	14	17	0	3	22	1.4	
2012-13	32-0	287/9.0	32-79	.405	12-35	.343	27-29	.931	9	22	31	1.0	25	0	21	30	0	15	103	3.2	
2013-14	21-0	220/10.5	27-66	.409	11-34	.324	24-27	.889	5	15	20	1.0	25	0	8	10	1	7	89	4.2	
2014-15	12-12	282/23.5	33-83	.398	19-55	.345	30-33	.909	10	47	57	4.8	28	0	13	20	1	16	115	9.6	
TOTAL	65-12	789/12.1	92-228	.404	42-124	.339	81-89	.910	24	84	108	1.7	78	0	42	60	2	38	307	4.7	
All*	81-12	882/10.9	99-245	.404	42-124	.339	89-102	.873	30	96	126	1.6	78	0	56	77	2	41	329	4.1	

* at UCF

2014-2015 GARDNER-WEBB MEN'S BASKETBALL GAME NOTES



TYRELL NELSON | #20

SO. • CENTER • 6-7 • 230
CHARLOTTE, N.C. • METROLINA CHRISTIAN ACADEMY

2013-14 at Gardner-Webb: Named to the Big South Conference All-Freshman Team ... Played in 32 games, making four starts ... Ranked fifth on the team in scoring at 8.9 points per game ... Second in rebounding at 5.0 rebounds per game ... Fourth in blocks with 13 ... Scored in double figures in 14 games ... Posted a pair of double-doubles ... Had two 20-point games ... Recorded a double-double with 15 points and 11 rebounds in the overtime win over Morehead State (11/29) ... Scored 20 points with a 9-for-10 night from the floor against Clearwater Christian (12/14) ... Had a career night with a season-high 24 points and a Gardner-Webb freshman record 25 rebounds in the quadruple overtime loss to VMI (2/5) ... Scored 15 points on 6-of-11 shooting to go along with a career-high three blocks against Longwood (3/5) in the Big South Tournament.

CAREER HIGHS

Pts..... 24 (2/5/14 vs. VMI)
FG 9, 2x (Last, 12/13/14 vs. Furman)
FGA 18 (11/17/14 at Charleston)
3FG N/A
3FGA 1, 3x (last, 11/21/14 vs. Clemson)
REB 25 (2/5/14 vs. VMI)
FT 8 (2/5/14 vs. VMI)
FTA 12 (11/29/13 vs. Morehead State)
Asst 3 (12/7/13 at The Citadel)
Stls 3 (11/29/13 vs. Morehead State)
Blks 5 (12/19/14 vs. Hiwassee)
Mins 43 (2/5/14 vs. VMI)

SEASON NOTES

- Opened the season with a 16-point performance at LSU. Pulled down a team-high 5 rebounds.
- Posted a double-double with 19 points and a game-high 12 rebounds in the win over CofC.
- Team-high 15 points and eight rebounds at #3/3 Arizona.
- Recorded his second double-double of the season with 18 points and 11 rebounds against Thomas.
- Scored 19 points on 9-of-15 shooting against Furman.
- Tallied a career-high five blocks against Hiwassee.

NELSON'S 2014-2015 GAME-BY-GAME

Opponent	Date	gs	min	Total		3-Pointers		Free throws		Rebounds				pf	a	t/o	blk	stl	pts	avg	
				fg-fga	pct	3fg-fga	pct	ft-fa	pct	off	def	tot	avg								
at LSU	11/15/14	*	28	8-14	.571	0-1	.000	0-2	.000	1	4	5	5.0	3	1	1	0	1	16	16.0	
at Col. of Charleston	11/17/14	*	36	9-18	.500	0-0	.000	1-2	.500	6	6	12	8.5	3	0	1	0	0	19	17.5	
vs Clemson	11/21/14	*	31	6-11	.545	0-1	.000	0-0	.000	3	3	6	7.7	3	0	2	0	0	12	15.7	
vs Seton Hall	11/23/14	*	23	4-6	.667	0-0	.000	1-5	.200	0	3	3	6.5	5	0	3	0	1	9	14.0	
vs Old Dominion	11/24/14	*	31	3-8	.375	0-0	.000	0-0	.000	4	2	6	6.4	3	1	2	1	0	6	12.4	
BREVARD	11/29/14	*	32	5-6	.833	0-0	.000	2-6	.333	1	4	5	6.2	1	1	3	1	1	12	12.3	
at Arizona	12/2/14	*	35	5-14	.357	0-0	.000	5-8	.625	2	6	8	6.4	5	0	0	0	0	15	12.7	
TOCCOA FALLS	12/05/14	*	23	3-6	.500	0-0	.000	2-6	.333	5	3	8	6.6	0	2	1	1	2	8	12.1	
THOMAS (GA.)	12/06/14	*	30	7-9	.778	0-0	.000	4-6	.667	8	3	11	7.1	3	2	1	0	0	18	12.8	
FURMAN	12/13/14	*	32	9-15	.600	0-0	.000	1-4	.250	5	1	6	7.0	2	3	0	3	2	19	13.4	
at Jacksonville	12/17/14	*	19	2-5	.400	0-0	.000	3-4	.750	0	1	1	6.5	4	0	3	0	0	7	12.8	
HIWASSEE	12/19/14	*	24	7-10	.700	0-0	.000	1-4	.250	2	5	7	6.5	0	1	0	5	0	15	13.0	
Totals			12	344	68-122	.557	0-2	.000	20-47	.426	37	41	78	6.5	32	11	17	11	7	156	13.0

Games played: 12
Minutes/game: 28.7
Points/game: 13.0
FG Pct: 55.7
3FG Pct: 0.0
FT Pct: 42.6

Rebounds/game: 6.5
Assists/game: 0.9
Turnovers/game: 1.4
Assist/turnover ratio: 0.6
Steals/game: 0.6
Blocks/game: 0.9

TYRELL NELSON'S CAREER STATISTICS

			Total		3-Point		F-Throws		Rebounds										Scoring	
Season	gp-gs	min/avg	fg-fga	pct	fg-fga	pct	ft-fa	pct	off	def	tot	avg	pf	fo	ast	to	blk	stl	pts	avg
2013-14	32-4	651/20.3	113-212	.533	0-1	.000	60-93	.645	65	96	161	5.0	94	4	15	43	13	23	286	8.9
2014-15	12-12	344/28.7	68-122	.557	0-2	.000	20-47	.426	37	41	78	6.5	32	2	11	17	11	7	156	13.0
TOTAL	44-16	995/22.6	181-334	.542	0-3	.000	80-140	.571	102	137	239	5.4	126	6	26	60	24	30	442	10.0

2014-2015 GARDNER-WEBB MEN'S BASKETBALL GAME NOTES



HERVE AHOLODE | #21

JR. • FORWARD • 6-6 • 235
COTONOU, BENIN • MIDLAND JUNIOR COLLEGE

Junior College: Played sophomore season at Midland (Texas) JC ... Averaged 9.4 points and 5.2 rebounds per game ... Pulled down a season-high 15 rebounds vs. Central Arizona College ... Scored a season-high 22 points vs. Carl Albert State ... Played freshman season at Central Arizona College ... Averaged 12.8 points and 9.1 rebounds per game ... Shot 52.4 percent from the floor and 65.8 percent from the free throw line ... Had six games with at least 20 points ... Had 10 or more rebounds in 11 different games ... Had a season-high 17 boards against Scottsdale Community College ... Also had 22 points in that game.

High School: Played one season at national powerhouse Huntington (WVa.) Prep under Coach Rob Fulford ... A teammate of Kansas star Andrew Wiggins ... Averaged 9.5 points and 7.4 rebounds per game as a senior against a national schedule.

CAREER HIGHS

Pts.....	5 (12/5/14 vs. Toccoa Falls)
FG	1, 3x (Last, 12/19/14 vs. Hiwassee)
FGA	5, 2x (Last, 12/19/14 vs. Hiwassee)
3FG	N/A
3FGA	N/A
REB.....	4 (12/5/14 vs. Toccoa Falls)
FT	3 (12/5/14 vs. Toccoa Falls)
FTA	5 (12/5/14 vs. Toccoa Falls)
Asst	N/A
Stls.....	1 (12/6/14 vs. Thomas)
Blks	1 (12/6/14 vs. Thomas)
Mins.....	12 (12/6/14 vs. Thomas)

SEASON NOTES

- Made his collegiate debut against Seton Hall, pulling down two rebounds in two minutes of action.
- Recorded a season-high five points and four rebounds in 11 minutes against Toccoa Falls.
- First career block and steal against Thomas.

AHOLODE'S 2014-2015 GAME-BY-GAME

Opponent	Date	gs	min	Total		3-Pointers		Free throws		Rebounds				pf	a	t/o	blk	stl	pts	avg
				fg-fga	pct	3fg-fga	pct	ft-fa	pct	off	def	tot	avg							
at LSU	11/15/14	dnp	-	-	-	-	-	-	-	-	-	-	-	-	-	-	-	-	-	-
at Col. of Charleston	11/17/14	dnp	-	-	-	-	-	-	-	-	-	-	-	-	-	-	-	-	-	-
vs Clemson	11/21/14	dnp	-	-	-	-	-	-	-	-	-	-	-	-	-	-	-	-	-	-
vs Seton Hall	11/23/14	2	0-1	.000	0-0	.000	0-0	.000	0-0	1	1	2	2.0	0	0	0	0	0	0	0.0
vs Old Dominion	11/24/14	dnp	-	-	-	-	-	-	-	-	-	-	-	-	-	-	-	-	-	-
BREVARD	11/29/14	0	0-0	.000	0-0	.000	0-0	.000	0-0	0	1	1	1.5	0	0	0	0	0	0	0.0
at Arizona	12/2/14	2	0-0	.000	0-0	.000	0-0	.000	0-0	0	0	0	1.0	1	0	0	0	0	0	0.0
TOCCOA FALLS	12/05/14	11	1-2	.500	0-0	.000	3-5	.600	4	0	4	1.8	1	0	2	0	0	0	5	1.3
THOMAS (GA.)	12/06/14	12	1-5	.200	0-0	.000	0-0	.000	1	2	3	2.0	2	0	2	1	1	2	1.4	
FURMAN	12/13/14	dnp	-	-	-	-	-	-	-	-	-	-	-	-	-	-	-	-	-	-
at Jacksonville	12/17/14	dnp	-	-	-	-	-	-	-	-	-	-	-	-	-	-	-	-	-	-
HIWASSEE	12/19/14	10	1-5	.200	0-0	.000	0-0	.000	1	0	1	1.8	0	1	0	0	2	2	1.5	
Totals		0	37	3-13	.231	0-0	.000	3-5	.600	7	4	11	1.8	4	1	4	1	3	9	1.5

Games played: 6
Minutes/game: 6.2
Points/game: 1.5
FG Pct: 23.1
FT Pct: 60.0

Rebounds/game: 1.8
Assists/game: 0.2
Turnovers/game: 0.7
Assist/turnover ratio: 0.3
Steals/game: 0.5
Blocks/game: 0.2

HERVE AHOLODE'S CAREER STATISTICS

			Total		3-Point		F-Throws		Rebounds										Scoring	
Season	gp-gs	min/avg	fg-fga	pct	fg-fga	pct	ft-fa	pct	off	def	tot	avg	pf	fo	ast	to	blk	stl	pts	avg
2013-14*	27-20	331/12.3	106-223	.475	4-6	.667	39-68	.574	49	91	140	5.2	0	0	4	32	4	9	255	9.4
2014-15	6-0	37/6.2	3-13	.231	0-0	.000	3-5	.600	7	4	11	1.8	4	0	1	4	1	3	9	1.5
TOTAL	6-0	37/6.2	3-13	.231	0-0	.000	3-5	.600	7	4	11	1.8	4	0	1	4	1	3	9	1.5

* at Midland Junior College

2014-2015 GARDNER-WEBB MEN'S BASKETBALL GAME NOTES



ADONIS BURBAGE | #23

R-JR. • GUARD • 6-5 • 200
ORLANDO, FLA. • CENTRAL CONNECTICUT STATE

2013-2014 at Gardner-Webb: Sat out in accordance with NCAA transfer regulations.

2012-2013 at Central Connecticut State: Played in 26 games for the Blue Devils ... Started 23 games ... Averaged 10.3 points, 3.1 rebounds and 1.0 assists per game as a sophomore ... Had a season-high 25 points on 5-of-8 shoot from long range against Saint Peter's (12/29) ... Scored 24 points at Farleigh Dickinson (2/2) ... Knocked down 5-of-6 from long range en route to 21 points in an upset of NCAA Tournament participant La Salle (11/18) ... Also netted 21 points at Monmouth (1/31) and 20 points vs. Bryant (1/12) ... Scored in double digits 16 times ... Shot a solid 36.4 percent from 3-point range on the season ... Made an efficient 80.4 percent of his free throw attempts ... Averaged 32.2 minutes per game ... Bumped scoring average to 10.7 points per game in league play. 2011-2012 at CCSU: Played in 29 games as a true freshman and made one start ... Averaged 11.6 minutes per game ... Supplied 2.6 points and 1.6 rebounds per contest ... Made a strong 12-of-14 free throw attempts ... Scored a season-high 14 points vs. La Salle (12/22) ... Netted 13 points vs. Hartford (11/26).

CAREER HIGHS

Pts.....	14 (12/13/14 vs. Furman)
FG	5 (12/13/14 vs. Furman)
FGA	10 (12/13/14 vs. Furman)
3FG	3, 3x (Last, 12/13/14 vs. Furman)
3FGA	8 (12/13/14 vs. Furman)
REB	5 (11/17/14 at Charleston)
FT	1 (11/24/14 vs. ODU)
FTA	2 (11/24/14 vs. ODU)
Asst	3 (12/19/14 vs. Hiwassee)
Stls	4 (12/5/14 vs. Toccoa Falls)
Blks	1 (12/5/14 vs. Toccoa Falls)
Mins	31 (12/13/14 vs. Furman)

SEASON NOTES

- Scored six points and pulled down four rebounds in the upset win against Clemson.
- 10 points against ODU, knocking down three threes.
- Scored 10 points on 4-of-7 shooting against Brevard.
- Season-high 14 points with three treys against Furman.

BURBAGE'S 2014-2015 GAME-BY-GAME

Opponent	Date	gs	min	Total		3-Pointers		Free throws		Rebounds				pf	a	t/o	blk	stl	pts	avg	
				fg-fga	pct	3fg-fga	pct	ft-fa	pct	off	def	tot	avg								
at LSU	11/15/14	*	26	0-5	.000	0-4	.000	0-0	.000	0	2	2	2.0	1	1	3	0	0	0	0.0	
at Col. of Charleston	11/17/14	*	31	2-7	.286	1-4	.250	0-1	.000	1	4	5	3.5	3	2	1	0	1	5	2.5	
vs Clemson	11/21/14	*	30	3-9	.333	0-4	.000	0-0	.000	0	4	4	3.7	3	2	2	0	0	6	3.7	
vs Seton Hall	11/23/14	*	24	4-8	.500	2-3	.667	0-0	.000	0	0	0	2.8	2	1	2	0	1	10	5.3	
vs Old Dominion	11/24/14	*	28	3-6	.500	3-6	.500	1-2	.500	1	1	2	2.6	5	1	2	0	0	10	6.2	
BREVARD	11/29/14	*	27	4-7	.571	2-3	.667	0-0	.000	1	3	4	2.8	3	2	1	0	0	10	6.8	
at Arizona	12/2/14	*	32	1-4	.250	1-4	.250	0-0	.000	0	1	1	2.6	1	0	0	0	0	3	6.3	
TOCCOA FALLS	12/05/14	*	18	4-9	.444	3-7	.429	0-0	.000	0	3	3	2.6	2	2	1	1	4	11	6.9	
THOMAS (GA.)	12/06/14	*	29	3-7	.429	1-3	.333	0-0	.000	0	1	1	2.4	1	0	4	0	0	7	6.9	
FURMAN	12/13/14	*	31	5-10	.500	3-8	.375	1-2	.500	1	1	2	2.4	2	0	3	0	1	14	7.6	
at Jacksonville	12/17/14	*	29	3-4	.750	1-2	.500	0-0	.000	0	1	1	2.3	4	0	4	0	0	7	7.5	
HIWASSEE	12/19/14	*	22	1-4	.250	1-3	.333	0-0	.000	0	3	3	2.3	0	3	2	0	0	3	7.2	
Totals			12	327	33-80	.413	18-51	.353	2-5	.400	4	24	28	2.3	27	14	25	1	7	86	7.2

Games played: 12
Minutes/game: 27.3
Points/game: 7.2
FG Pct: 41.3
3FG Pct: 35.3
FT Pct: 40.0

Rebounds/game: 2.3
Assists/game: 1.2
Turnovers/game: 2.1
Assist/turnover ratio: 0.6
Steals/game: 0.6
Blocks/game: 0.1

ADONIS BURBAGE'S CAREER STATISTICS

			Total		3-Point		F-Throws		Rebounds											Scoring	
Season	gp-gs	min/avg	fg-fga	pct	fg-fga	pct	ft-fa	pct	off	def	tot	avg	pf	fo	ast	to	blk	stl	pts	avg	
2011-12*	29-1	337/11.6	26-68	.382	12-28	.429	12-14	.857	19	28	47	1.6	0	0	11	25	4	8	76	2.6	
2012-13*	26-23	838/32.2	88-230	.383	55-151	.364	37-46	.804	19	61	80	3.1	0	0	25	30	5	15	268	10.3	
2014-15	12-12	327/27.3	33-80	.413	18-51	.353	2-5	.400	4	24	28	2.3	27	1	14	25	1	7	86	7.2	
TOTAL	12-12	327/27.3	33-80	.413	18-51	.353	2-5	.400	4	24	28	2.3	27	1	14	25	1	7	86	7.2	
All*	67-36	1502/22.4	147-378	.389	85-230	.370	51-65	.785	42	113	155	2.3	27	1	50	80	10	30	430	6.4	

* at Central Connecticut

2014-2015 GARDNER-WEBB MEN'S BASKETBALL GAME NOTES

ISAIAH IVEY | #24

JR. • GUARD • 6-2 • 190
GEORGETOWN, KY. • SCOTT COUNTY HS



2013-14 at Gardner-Webb: Played in 24 games, coming off the bench to average 15.0 minutes per game ... Averaged 4.7 points, 1.3 rebounds and 0.3 assists per game ... Knocked down 27-of-38 attempts from the free throw line (71.1 percent) ... Connected on 22 3-point attempts ... Recorded 11 steals and nine blocks ... Scored nine points and pulled down a season-high six rebounds at Furman (11/12) ... Tallied 12 points on 4-of-7 shooting against Allen (11/19) ... Scored 13 points with a 5-for-10 (3-of-6 from 3-point range) night at Missouri (11/23) ... Poured in a career-high 17 points with a 7-for-7 night at the free throw line against Morehead State (11/29) in a career-high 35 minutes ... Recorded seven points, five rebounds and a career-high two blocks against Clearwater Christian (12/14) ... Scored eight points at Georgia (12/19) ... Tallied seven points and two blocks against Hiwassee (12/21) ... Went 4-for-4 at the free throw line against UNC Asheville (1/8) ... Scored eight points against Coastal Carolina (1/11).

CAREER HIGHS

Pts..... 17 (11/29/13 vs. Morehead State)
FG 5 (11/23/13 at Missouri)
FGA 12 (11/29/13 vs. Morehead State)
3FG 3, 3x (last, 11/23/13 at Missouri)
3FGA 8 (11/12/13 at Furman)
REB..... 6, 2x (Last, 12/5/14 vs. Toccoa Falls)
FT 7 (11/29/13 vs. Morehead State)
FTA 7 (11/29/13 vs. Morehead State)
Asst 4 (12/5/14 vs. Toccoa Falls)
Stls 2, 3x (Last, 12/6/14 vs. Thomas)
Blks 2, 2x (last, 12/21/13 vs. Hiwassee)
Mins 35 (11/29/13 vs. Morehead State)

SEASON NOTES

- Scored six points with a 2-for-4 night from three against Clemson.
- Tallied six points against Seton Hall in a season-high 18 minutes.
- Pulled down a season-high four rebounds in 19 minutes against Old Dominion.
- Dished out a career-high four assists against Toccoa Falls.
- Season-high nine points on 4-of-6 shooting against Hiwassee.

IVEY'S 2014-2015 GAME-BY-GAME

Opponent	Date	gs	min	Total		3-Pointers		Free throws		Rebounds				pf	a	t/o	blk	stl	pts	avg
				fg-fga	pct	3fg-fga	pct	ft-fa	pct	off	def	tot	avg							
at LSU	11/15/14		dnp	-	-	-	-	-	-	-	-	-	-	-	-	-	-	-	-	
at Col. of Charleston	11/17/14		dnp	-	-	-	-	-	-	-	-	-	-	-	-	-	-	-	-	
vs Clemson	11/21/14	16	2-5	.400	2-4	.500	0-0	.000	1	1	2	2.0	0	1	0	0	0	6	6.0	
vs Seton Hall	11/23/14	18	2-4	.500	1-3	.333	1-2	.500	0	1	1	1.5	0	0	0	0	0	6	6.0	
vs Old Dominion	11/24/14	19	2-6	.333	1-3	.333	0-0	.000	0	4	4	2.3	1	0	0	1	0	5	5.7	
BREVARD	11/29/14	18	0-1	.000	0-1	.000	1-2	.500	0	1	1	2.0	2	2	0	0	0	1	4.5	
at Arizona	12/2/14	14	0-3	.000	0-3	.000	3-3	1.000	0	1	1	1.8	0	2	0	0	0	3	4.2	
TOCCOA FALLS	12/05/14	26	4-8	.500	1-4	.250	0-0	.000	1	5	6	2.5	1	4	1	1	1	9	5.0	
THOMAS (GA.)	12/06/14	15	1-3	.333	0-1	.000	1-1	1.000	0	3	3	2.6	0	0	0	0	2	3	4.7	
FURMAN	12/13/14	13	0-2	.000	0-2	.000	0-0	.000	0	1	1	2.4	1	2	0	0	1	0	4.1	
at Jacksonville	12/17/14	15	2-3	.667	1-2	.500	0-0	.000	0	3	3	2.4	1	0	1	0	0	5	4.2	
HIWASSEE	12/19/14	18	4-6	.667	0-0	.000	1-1	1.000	1	1	2	2.4	0	2	1	2	0	9	4.7	
Totals		0	172	17-41	.415	6-23	.261	7-9	.778	3	21	24	2.4	6	13	3	4	4	47	4.7

Games played: 10
Minutes/game: 17.2
Points/game: 4.7
FG Pct: 41.5
3FG Pct: 26.1
FT Pct: 77.8

Rebounds/game: 2.4
Assists/game: 1.3
Turnovers/game: 0.3
Assist/turnover ratio: 4.3
Steals/game: 0.4
Blocks/game: 0.4

ISAIAH IVEY'S CAREER STATISTICS

			Total		3-Point		F-Throws		Rebounds										Scoring	
Season	gp-gs	min/avg	fg-fga	pct	fg-fga	pct	ft-fa	pct	off	def	tot	avg	pf	fo	ast	to	blk	stl	pts	avg
2012-13	31-0	237/7.6	16-48	.333	5-16	.313	13-15	.867	3	15	18	0.6	9	0	12	7	3	6	50	1.6
2013-14	24-0	360/15.0	32-97	.330	22-67	.328	27-38	.711	3	28	31	1.3	28	0	7	8	9	11	113	4.7
2014-15	10-0	172/17.2	17-41	.415	6-23	.261	7-9	.778	3	21	24	2.4	6	0	13	3	4	4	47	4.7
TOTAL	65-0	769/11.8	65-186	.349	33-106	.311	47-62	.758	9	64	73	1.1	43	0	32	18	16	21	210	3.2

2014-2015 GARDNER-WEBB MEN'S BASKETBALL GAME NOTES



ADAM SWEENEY | #30

SR. • GUARD • 5-10 • 180
MADISON, OHIO • MADISON HS

2013-14 at Gardner-Webb: Played in six games ... Averaged 3.3 minutes per appearance ... Scored two points with a 2-for-2 night at the line against Allen (11/19) while logging a career-high 10 minutes ... Tallied two points against Clearwater Christian (12/14) ... Connected on his only field goal attempt for two points at Liberty (2/11).

CAREER HIGHS

Pts.....3 (12/6/14 vs. Thomas)
FG1, 5x (Last, 12/6/14 vs. Thomas)
FGA5 (11/19/13 vs. Allen (S.C.))
3FG1 (12/6/14 vs. Thomas)
3FGA3 (11/19/13 vs. Allen (S.C.))
REB2 (12/19/14 vs. Hiwassee)
FT2 (11/19/13 vs. Allen (S.C.))
FTA2 (11/19/13 vs. Allen (S.C.))
Asst1, 3x (Last, 12/19/14 vs. Hiwassee)
Stls1 (11/10/12 vs. Covenant)
BlksN/A
Mins10 (11/19/13 vs. Allen (S.C.))

SEASON NOTES

- Made his season debut on Saturday against Brevard.
- Tallied two points and one assist against Toccoa Falls.
- Knocked down his first career three-pointer against Thomas.
- Career-high two rebounds against Hiwassee.

SWEENEY'S 2014-2015 GAME-BY-GAME

Opponent	Date	gs	min	Total		3-Pointers		Free throws		Rebounds				pf	a	t/o	blk	stl	pts	avg
				fg-fga	pct	3fg-fga	pct	ft-fa	pct	off	def	tot	avg							
at LSU	11/15/14	dnp	-	-	-	-	-	-	-	-	-	-	-	-	-	-	-	-	-	-
at Col. of Charleston	11/17/14	dnp	-	-	-	-	-	-	-	-	-	-	-	-	-	-	-	-	-	-
vs Clemson	11/21/14	dnp	-	-	-	-	-	-	-	-	-	-	-	-	-	-	-	-	-	-
vs Seton Hall	11/23/14	dnp	-	-	-	-	-	-	-	-	-	-	-	-	-	-	-	-	-	-
vs Old Dominion	11/24/14	dnp	-	-	-	-	-	-	-	-	-	-	-	-	-	-	-	-	-	-
BREVARD	11/29/14	0	0-0	.000	0-0	.000	0-0	.000	0-0	0	0	0	0.0	0	0	0	0	0	0	0.0
at Arizona	12/2/14	dnp	-	-	-	-	-	-	-	-	-	-	-	-	-	-	-	-	-	-
TOCCOA FALLS	12/05/14	5	1-1	1.000	0-0	.000	0-0	.000	0-0	0	0	0	0.0	0	1	0	0	0	2	1.0
THOMAS (GA.)	12/06/14	3	1-1	1.000	1-1	1.000	0-0	.000	0-0	0	0	0	0.0	0	0	0	0	0	3	1.7
FURMAN	12/13/14	dnp	-	-	-	-	-	-	-	-	-	-	-	-	-	-	-	-	-	-
at Jacksonville	12/17/14	dnp	-	-	-	-	-	-	-	-	-	-	-	-	-	-	-	-	-	-
HIWASSEE	12/19/14	7	0-4	.000	0-1	.000	0-0	.000	0-0	0	2	2	0.5	1	1	2	0	0	0	1.3
Totals		0	15	2-6	.333	1-2	.500	0-0	.000	0	2	2	0.5	1	2	2	0	0	5	1.3

Games played: 4
Minutes/game: 3.8
Points/game: 1.3
FG Pct: 33.3
3FG Pct: 50.0

Rebounds/game: 0.5
Assists/game: 0.5
Turnovers/game: 0.5
Assist/turnover ratio: 1.0

ADAM SWEENEY'S CAREER STATISTICS

Season	gp-gs		min/avg		Total		3-Point		F-Throws		Rebounds				Scoring					
					fg-fga	pct	fg-fga	pct	ft-fa	pct	off	def	tot	avg	pf	fo	ast	to	blk	stl
2012-13	6-0		21/3.5		1-5	.200	0-1	.000	0-0	.000	2	0	2	0.3	0	0	1	0	0	1
2013-14	6-0		20/3.3		2-11	.182	0-6	.000	2-2	1.000	0	1	1	0.2	1	0	0	1	0	0
2014-15	4-0		15/3.8		2-6	.333	1-2	.500	0-0	.000	0	2	2	0.5	1	0	2	2	0	0
TOTAL	16-0		56/3.5		5-22	.227	1-9	.111	2-2	1.000	2	3	5	0.3	2	0	3	3	0	1

2014-2015 GARDNER-WEBB MEN'S BASKETBALL GAME NOTES



COREY HENSLEY | #33

SR. • CENTER • 6-8 • 220
CANDLER, N.C. • HARGRAVE MILITARY ACADEMY

2013-14 at Gardner-Webb: Played in nine games, averaging 4.3 minutes per appearance ... Played a season-high 12 minutes against Allen (11/19) ... Connected on his only field goal attempt for two points against IUPUI (11/28) and Clearwater Christian (12/14) ... Scored two points and pulled down four rebounds against Hiwassee (12/21).

CAREER HIGHS

Pts.....16 (11/10/12 vs. Covenant)
FG7 (11/10/12 vs. Covenant)
FGA10, 2x (last, 12/15/12 vs. Citadel)
3FGN/A
3FGAN/A
REB.....11 (12/5/14 vs. Toccoa Falls)
FT2, 5x (last, 11/15/12 at DePaul)
FTA3, 2x (last, 11/10/12 vs. Covenant)
Asst2 (11/10/12 vs. Covenant)
Stls3 (11/09/12 at North Carolina)
Blks2, 2x (Last, 12/6/14 vs. Thomas)
Mins29 (12/15/12 vs. Citadel)

SEASON NOTES

- Played a season-high 10 minutes at #3/3 Arizona.
- Pulled down a career-high 11 rebounds against Toccoa Falls.
- Game-high two blocks against Thomas.

HENSLEY'S 2014-2015 GAME-BY-GAME

Opponent	Date	gs	min	fg-fga	pct	3fg-fga	pct	ft-fa	pct	off	def	tot	avg	pf	a	t/o	blk	stl	pts	avg
at LSU	11/15/14	9	1-1	1.000	0-0	.000	0-0	.000	0-0	.000	0	2	2.0	1	0	0	0	0	2	2.0
at Col. of Charleston	11/17/14	4	0-0	.000	0-0	.000	0-0	.000	0-0	.000	0	0	1.0	2	0	0	0	0	0	1.0
vs Clemson	11/21/14	8	0-0	.000	0-0	.000	0-0	.000	0-0	.000	0	0	0.7	0	0	0	0	0	0	0.7
vs Seton Hall	11/23/14	6	0-0	.000	0-0	.000	0-0	.000	1	1	2	1.0	2	1	0	0	0	0	0	0.5
vs Old Dominion	11/24/14	2	0-0	.000	0-0	.000	0-0	.000	0	0	0	0.8	0	1	0	0	0	0	0	0.4
BREVARD	11/29/14	4	0-0	.000	0-0	.000	0-0	.000	0	2	2	1.0	1	0	0	0	0	0	0	0.3
at Arizona	12/2/14	10	0-1	.000	0-0	.000	0-0	.000	0	0	0	0.9	3	0	2	0	0	0	0	0.3
TOCCOA FALLS	12/05/14	20	3-4	.750	0-0	.000	0-0	.000	5	6	11	2.1	3	0	2	1	1	6	1.0	1.0
THOMAS (GA.)	12/06/14	9	1-1	1.000	0-0	.000	0-0	.000	0	3	3	2.2	2	0	1	2	0	2	1.1	1.1
FURMAN	12/13/14	2	0-0	.000	0-0	.000	0-0	.000	0	0	0	2.0	0	0	0	0	0	0	1.0	1.0
at Jacksonville	12/17/14	9	1-1	1.000	0-0	.000	0-0	.000	0	1	1	1.9	2	0	0	1	0	2	1.1	1.1
HIWASSEE	12/19/14	14	2-5	.400	0-0	.000	1-1	1.000	4	0	4	2.1	2	0	1	0	0	5	1.4	1.4
Totals		0	97	8-13	.615	0-0	.000	1-1	1.000	10	15	25	2.1	18	2	6	4	1	17	1.4

Games played: 12
Minutes/game: 8.1
Points/game: 1.4
FG Pct: 61.5
FT Pct: 100.0

Rebounds/game: 2.1
Assists/game: 0.2
Turnovers/game: 0.5
Assist/turnover ratio: 0.3
Steals/game: 0.1
Blocks/game: 0.3

COREY HENSLEY'S CAREER STATISTICS

			Total		3-Point		F-Throws		Rebounds											Scoring	
Season	gp-gs	min/avg	fg-fga	pct	fg-fga	pct	ft-fa	pct	off	def	tot	avg	pf	fo	ast	to	blk	stl	pts	avg	
2011-12	20-1	128/6.4	13-31	.419	0-0	.000	6-10	.600	7	14	21	1.1	26	1	1	9	1	0	32	1.6	
2012-13	29-7	286/9.9	36-68	.529	0-0	.000	8-16	.500	16	27	43	1.5	29	0	5	13	5	4	80	2.8	
2013-14	9-0	39/4.3	3-6	.500	0-0	.000	0-0	.000	3	4	7	0.8	5	0	0	1	0	1	6	0.7	
2014-15	12-0	97/8.1	8-13	.615	0-0	.000	1-1	1.000	10	15	25	2.1	18	0	2	6	4	1	17	1.4	
TOTAL	70-8	550/7.9	60-118	.508	0-0	.000	15-27	.556	36	60	96	1.4	78	1	8	29	10	6	135	1.9	

2014-2015 GARDNER-WEBB MEN'S BASKETBALL GAME NOTES

JEROME HILL | #34

JR. • FORWARD • 6-5 • 210
ADEL, GA. • COOK COUNTY HS



2014-15 at Gardner-Webb: Madness Preseason Big South All-Conference First Team ... Preseason Big South All-Conference Second Team.

2013-14 at Gardner-Webb: Named to Big South All-Conference Second Team ... Earned a spot on the 2014 VisitMyrtleBeach.com Big South Conference All-Tournament Team ... Played in 31 games made 28 starts as a true sophomore ... Started 24 straight games ... Led the team and ranked 12th in the league in scoring (14.4 points per game) ... Led the team and ranked fourth in the league in rebounding (8.5 rebounds per game) ... Averaged 1.3 assists and 0.8 steals per game ... Shot 49.0 percent (154-of-314) from the floor and 64.7 percent (139-of-215) at the charity stripe ... Scored in double figures in all but seven games ... Tallied eight double-doubles, which led the team ... Scored at least 15 points in 13 games ... Six 20-point games ... Five games with at least 15 rebounds ... Posted a double-double with 19 points and 10 rebounds at Furman (11/12) ... Tallied 22 points on 9-of-10 shooting at Duke (12/16) ... Recorded a double-double with 19 points and a season-high 17 rebounds, including a campaign-best 14 defensive boards, against Hiwassee (12/21) ... Scored in double figures in nine straight games (1/18 - 2/15) ... Posted a double-double with 19 points and 15 rebounds against Campbell (1/25) ... Hit the game-winning shot with under a minute left at Radford (2/1) as part of a career-high 29 point-performance (11-for-23 from the floor and 7-of-8 at the line) ... Played a career-high 47 minutes and posted a double-double with 15 points and 14 rebounds in the four-overtime loss to VMI (2/5) ... Scored 24 points with a 7-for-11 night from the floor while converting 10-of-12 at the charity stripe in the win over High Point (2/8) ... Back-to-back 20-point games against Winthrop (2/22) and Charleston Southern (2/26) ... Hit the game-winning shot with less than a minute left as part of a 23-point effort at Charleston Southern ... Tallied a double-double with 12 points and 16 rebounds in the Big South Tournament win over Longwood (3/5) ... Scored 22 points and added 16 rebounds for his eighth double-double of the season against VMI (3/7) in the quarterfinal round of the Big South Tournament.

CAREER HIGHS

Pts.....32 (11/29/14 vs. Brevard)
FG13 (11/29/14 vs Brevard)
FGA23 (2/1/14 at Radford)
3FGN/A
3FGA2, 2x (last, 11/21/14 vs. Clemson)
REB.....19 (12/13/14 vs. Furman)
FT11 (11/23/14 vs. Seton Hall)
FTA18 (12/13/14 vs. Furman)
Asst6 (12/2/14 at Arizona)
Stls.....3 (11/23/13 at Missouri)
Blks4 (12/13/14 vs. Furman)
Mins.....47 (2/5/14 vs. VMI)

SEASON NOTES

- Scored a game-high 25 points on 12-of-17 shooting in the season opener at LSU.
- Posted a double-double with 18 points and a game-high 12 rebounds in the win over CofC.
- Career-high 32 points on 13-of-18 shooting against Brevard.
- Scored 20 points on 8-of-8 shooting against Toccoa Falls.
- Scored 28 points and grabbed a career-high 19 rebounds in the win over Furman.

HILL'S 2014-2015 GAME-BY-GAME

Opponent	Date	gs	min	Total		3-Pointers		Free throws		Rebounds				pf	a	t/o	blk	stl	pts	avg	
				fg	pct	3fg	pct	ft	pct	off	def	tot	avg								
at LSU	11/15/14	*	37	12	17	.706	0-1	.000	1-1	1.000	3	2	5	5.0	2	4	1	0	25	25.0	
at Col. of Charleston	11/17/14	*	34	6	18	.333	0-2	.000	6-12	.500	4	8	12	8.5	3	2	4	0	18	21.5	
vs Clemson	11/21/14	*	20	3	11	.273	0-2	.000	4-6	.667	4	0	4	7.0	3	2	3	0	10	17.7	
vs Seton Hall	11/23/14	*	32	2	7	.286	0-0	.000	11-17	.647	3	4	7	7.0	3	1	4	0	15	17.0	
vs Old Dominion	11/24/14	*	32	3	9	.333	0-1	.000	5-10	.500	3	9	12	8.0	2	0	4	0	11	15.8	
BREVARD	11/29/14	*	28	13	18	.722	0-0	.000	6-12	.500	5	3	8	8.0	2	1	2	0	1	32	18.5
at Arizona	12/2/14	*	30	5	10	.500	0-1	.000	3-8	.375	1	5	6	7.7	3	6	2	0	13	17.7	
TOCCOA FALLS	12/05/14	*	22	8-8	1,000	0-0	.000	4-8	.500	2	5	7	7.6	2	3	2	0	0	20	18.0	
THOMAS (GA.)	12/06/14	*	14	7-9	.778	0-0	.000	3-5	.600	5	7	12	8.1	4	2	2	0	0	17	17.9	
FURMAN	12/13/14	*	35	10-21	.476	0-0	.000	8-18	.444	5	14	19	9.2	1	2	2	4	0	28	18.9	
at Jacksonville	12/17/14	*	35	5-11	.455	0-0	.000	4-6	.667	1	6	7	9.0	3	3	5	0	0	14	18.5	
HIWASSEE	12/19/14	*	22	3-9	.333	0-0	.000	5-8	.625	3	7	10	9.1	1	2	3	1	1	11	17.8	
Totals			12	341	77-148	.520	0-7	.000	60-111	.541	39	70	109	9.1	29	28	34	5	4	214	17.8

Games played: 12
Minutes/game: 28.4
Points/game: 17.8
FG Pct: 52.0
3FG Pct: 0.0
FT Pct: 54.1

Rebounds/game: 9.1
Assists/game: 2.3
Turnovers/game: 2.8
Assist/turnover ratio: 0.8
Steals/game: 0.3
Blocks/game: 0.4

JEROME HILL'S CAREER STATISTICS

			Total		3-Point		F-Throws		Rebounds											Scoring	
Season	gp-gs	min/avg	fg-fga	pct	fg-fga	pct	ft-fa	pct	off	def	tot	avg	pf	fo	ast	to	blk	stl	pts	avg	
2012-13	33-19	670/20.3	75-147	.510	0-0	.000	51-84	.607	86	69	155	4.7	84	3	7	37	6	16	201	6.1	
2013-14	31-28	909/29.3	154-314	.490	0-2	.000	139-215	.647	102	162	264	8.5	76	2	40	62	14	25	447	14.4	
2014-15	12-12	341/28.4	77-148	.520	0-7	.000	60-111	.541	39	70	109	9.1	29	0	28	34	5	4	214	17.8	
TOTAL	76-59	1920/25.3	306-609	.502	0-9	.000	250-410	.610	227	301	528	6.9	189	5	75	133	25	45	862	11.3	

2014-2015 GARDNER-WEBB MEN'S BASKETBALL GAME NOTES

OVERALL SEASON STATS

Overall Record: 7-5 • Big South Record: 0-0 • Home Record: 5-0 • Road Record: 1-3 • Neutral Record: 1-2 • Streak: W1

#	Player	gp-gs	min	avg	Total		3-Point		F-Throw		Rebounds				pf	dq	a	to	blk	stl	pts	avg
					fg-fga	fg%	3fg-fga	3fg%	ft-fa	ft%	off	def	tot	avg								
34	HILL,Jerome	12-12	341	28.4	77-148	.520	0-7	.000	60-111	.541	39	70	109	9.1	29	0	28	34	5	4	214	17.8
20	NELSON,Tyrell	12-12	344	28.7	68-122	.557	0-2	.000	20-47	.426	37	41	78	6.5	32	2	11	17	11	7	156	13.0
15	DAVIS,Jarvis	12-12	282	23.5	33-83	.398	19-55	.345	30-33	.909	10	47	57	4.8	28	0	13	20	1	16	115	9.6
02	STRANGE,Tyler	12-12	371	30.9	30-87	.345	17-44	.386	18-30	.600	4	29	33	2.8	24	0	82	22	1	16	95	7.9
23	BURBAGE,Adonis	12-12	327	27.3	33-80	.413	18-51	.353	2-5	.400	4	24	28	2.3	27	1	14	25	1	7	86	7.2
05	POSTON,Dylan	12-0	159	13.3	25-55	.455	23-49	.469	7-9	.778	1	21	22	1.8	17	0	6	8	3	8	80	6.7
04	MCBRIDE,Harold	12-0	255	21.3	30-77	.390	9-35	.257	9-16	.563	6	25	31	2.6	22	0	36	16	0	12	78	6.5
24	IVEY,Isaiah	10-0	172	17.2	17-41	.415	6-23	.261	7-9	.778	3	21	24	2.4	6	0	13	3	4	4	47	4.7
21	AHOLODE,Herve	6-0	37	6.2	3-13	.231	0-0	.000	3-5	.600	7	4	11	1.8	4	0	1	4	1	3	9	1.5
33	HENSLEY,Corey	12-0	97	8.1	8-13	.615	0-0	.000	1-1	1.000	10	15	25	2.1	18	0	2	6	4	1	17	1.4
30	SWEENEY,Adam	4-0	15	3.8	2-6	.333	1-2	.500	0-0	.000	0	2	2	0.5	1	0	2	2	0	0	5	1.3
Team											20	19	39									
Total.....		12	2400		326-725	.450	93-268	.347	157-266	.590	141	318	459	38.2	208	3	208	157	31	78	902	75.2
Opponents.....		12	2400		322-716	.450	79-219	.361	138-211	.654	120	310	430	35.8	218	-	146	161	34	79	861	71.8

TEAM STATISTICS

	GWU	OPP
SCORING	902	861
Points per game	75.2	71.8
Scoring margin	+3.4	-
FIELD GOALS-ATT	326-725	322-716
Field goal pct	.450	.450
3 POINT FG-ATT	93-268	79-219
3-point FG pct	.347	.361
3-pt FG made per game	7.8	6.6
FREE THROWS-ATT	157-266	138-211
Free throw pct	.590	.654
F-Throws made per game	13.1	11.5
REBOUNDS	459	430
Rebounds per game	38.2	35.8
Rebounding margin	+2.4	-
ASSISTS	208	146
Assists per game	17.3	12.2
TURNOVERS	157	161
Turnovers per game	13.1	13.4
Turnover margin	+0.3	-
Assist/turnover ratio	1.3	0.9
STEALS	78	79
Steals per game	6.5	6.6
BLOCKS	31	34
Blocks per game	2.6	2.8
ATTENDANCE	4172	24889
Home games-Avg/Game	5-834	4-6222
Neutral site-Avg/Game	-	3-0

Date	Opponent	Score	Att.
11/15/14	at LSU	L 82-93	6745
11/17/14	at Col. of Charleston	W 80-67	3527
11/21/14	vs Clemson	W 72-70	0
11/23/14	vs Seton Hall	L 67-85	0
11/24/14	vs Old Dominion	L 46-58	0
11/29/14	BREVARD	W 78-63	458
12/2/14	at Arizona	L 65-91	14150
12/05/14	TOCCOA FALLS	W 100-61	841
12/06/14	THOMAS (GA.)	W 82-66	738
12/13/14	FURMAN	W 74-68	1281
12/17/14	at Jacksonville	L 65-68	467
12/19/14	HIWASSEE	W 91-71	854

* - Conference game

Score by Periods	1st	2nd	Totals
Gardner-Webb	458	444	902
Opponents	411	450	861

2014-2015 GARDNER-WEBB MEN'S BASKETBALL GAME NOTES

BIG SOUTH STATS (2013-2014)

Big South Record: 10-6 • Home Record: 4-4 • Road Record: 6-2 • Neutral Record: 0-0 • Streak: L1

#	Player	gp-gs	min	avg	fg-fga	fg%	3fg-fga	3fg%	ft-fga	ft%	off	def	tot	avg	pf	dq	a	to	blk	stl	pts	avg
35	HILL, Jerome	16-15	501	31.3	88-196	.449	0-1	.000	80-114	.702	57	83	140	8.8	39	0	21	29	5	10	256	16.0
11	HIBBERT, Naji	16-16	519	32.4	67-177	.379	34-89	.382	15-21	.714	8	38	46	2.9	30	0	42	14	1	20	183	11.4
02	STRANGE, Tyler	16-15	562	35.1	56-126	.444	33-92	.359	19-27	.704	3	35	38	2.4	24	0	71	24	0	25	164	10.3
00	HARPER, Donta	16-16	443	27.7	61-138	.442	0-2	.000	40-47	.851	24	48	72	4.5	36	1	31	29	10	12	162	10.1
20	NELSON, Tyrell	16-1	335	20.9	57-123	.463	0-1	.000	29-41	.707	41	57	98	6.1	46	1	7	23	6	10	143	8.9
03	CASTELLANOS, Josh	16-1	329	20.6	25-62	.403	12-27	.444	26-40	.650	4	16	20	1.3	21	0	46	21	1	12	88	5.5
05	BRANCH, Onzie	16-1	224	14.0	32-54	.593	0-0	.000	23-37	.622	21	29	50	3.1	37	1	18	19	6	8	87	5.4
15	DAVIS, Jarvis	15-0	142	9.5	14-37	.378	8-23	.348	17-17	1.000	1	10	11	0.7	21	0	2	8	1	4	53	3.5
54	BYRON, Mike	16-15	219	13.7	17-28	.607	0-0	.000	4-7	.571	20	32	52	3.3	22	0	3	11	21	6	38	2.4
24	IVEY, Isaiah	8-0	56	7.0	3-16	.188	2-12	.167	4-4	1.000	1	3	4	0.5	4	0	2	3	1	4	12	1.5
30	SWEENEY, Adam	2-0	2	1.0	1-1	1.000	0-0	.000	0-0	.000	0	0	0	0.0	0	0	0	0	0	0	2	1.0
04	STUMPF, Logan	5-0	15	3.0	1-5	.200	1-5	.200	0-0	.000	0	2	2	0.4	2	0	1	2	1	1	3	0.6
33	HENSLEY, Corey	2-0	3	1.5	0-0	.000	0-0	.000	0-0	.000	0	0	0	0.0	0	0	0	0	0	0	0	0.0
Team											29	23	52					3				
Total.....		16	3350		422-963	.438	90-252	.357	257-355	.724	209	376	585	36.6	282	3	244	186	53	112	1191	74.4
Opponents.....		16	3350		415-890	.466	93-263	.354	227-321	.707	150	386	536	33.5	303	-	186	220	77	88	1150	71.9

TEAM STATISTICS

	GWU	OPP
SCORING	1191	1150
Points per game	74.4	71.9
Scoring margin	+2.6	-
FIELD GOALS-ATT	422-963	415-890
Field goal pct	.438	.466
3 POINT FG-ATT	90-252	93-263
3-point FG pct	.357	.354
3-pt FG made per game	5.6	5.8
FREE THROWS-ATT	257-355	227-321
Free throw pct	.724	.707
F-Throws made per game	16.1	14.2
REBOUNDS	585	536
Rebounds per game	36.6	33.5
Rebounding margin	+3.1	-
ASSISTS	244	186
Assists per game	15.3	11.6
TURNOVERS	186	220
Turnovers per game	11.6	13.8
Turnover margin	+2.1	-
Assist/turnover ratio	1.3	0.8
STEALS	112	88
Steals per game	7.0	5.5
BLOCKS	53	77
Blocks per game	3.3	4.8
ATTENDANCE	14154	12803
Home games-Avg/Game	8-1769	8-1600
Neutral site-Avg/Game	-	0-0

Date	Opponent		Score	Att.
* 01/08/14	UNC ASHEVILLE	L	77-81	1950
* 01/11/14	COASTAL CAROLINA	L	69-81	1982
* 01/15/14	at Winthrop	W	56-51	1955
* 01/18/14	at Presbyterian College	W	67-58	810
* 01/22/14	CHARLESTON SOUTHERN	L	76-78	1450
* 01/25/14	CAMPBELL	W	66-48	2230
* 01/29/14	at Longwood	W	82-62	1207
* 02/01/14	at Radford	Wot	73-72	1941
* 02/05/14	VMI	Lo4	104-108	1450
* 02/08/14	HIGH POINT	W	80-76	2090
* 02/11/14	at Liberty	W	68-52	1645
* 02/15/14	at Coastal Carolina	L	60-75	2489
* 02/19/14	PRESBYTERIAN COLLEGE	W	79-70	1104
* 02/22/14	WINTHROP	Wot	85-79	1898
* 02/26/14	at Charleston Southern	W	78-76	0
* 03-01-14	at UNC Asheville	L	71-83	2756

* - Conference game

Score by Periods	1st	2nd	OT	OT2	OT3	OT4	Totals
Gardner-Webb	528	604	30	13	9	7	1191
Opponents	498	596	23	13	9	11	1150

2014-2015 GARDNER-WEBB MEN'S BASKETBALL GAME NOTES

LAST FIVE GAMES

Overall Record: 4-1 • Big South Record: 0-0 • Home Record: 4-0 • Road Record: 0-1 • Neutral Record: 0-0 • Streak: W1

#	Player	gp-gs	min	avg	Total		3-Point		F-Throw		Rebounds				pf	dq	a	to	blk	stl	pts	avg
					fg-fga	fg%	3fg-fga	3fg%	ft-fga	ft%	off	def	tot	avg								
34	HILL, Jerome	5-5	128	25.6	33-58	.569	0-0	.000	24-45	.533	16	39	55	11.0	11	0	12	14	5	1	90	18.0
20	NELSON, Tyrell	5-5	128	25.6	28-45	.622	0-0	.000	11-24	.458	20	13	33	6.6	9	0	8	5	9	4	67	13.4
05	POSTON, Dylan	5-0	77	15.4	18-29	.621	17-27	.630	5-7	.714	0	11	11	2.2	8	0	2	4	2	4	58	11.6
15	DAVIS, Jarvis	5-5	111	22.2	12-31	.387	3-16	.188	18-20	.900	5	14	19	3.8	9	0	9	10	0	5	45	9.0
23	BURBAGE, Adonis	5-5	129	25.8	16-34	.471	9-23	.391	1-2	.500	1	9	10	2.0	9	0	5	14	1	5	42	8.4
04	MCBRIDE, Harold	5-0	106	21.2	11-24	.458	2-8	.250	8-12	.667	2	15	17	3.4	11	0	27	9	0	5	32	6.4
24	IVEY, Isaiah	5-0	87	17.4	11-22	.500	2-9	.222	2-2	1.000	2	13	15	3.0	3	0	8	3	3	4	26	5.2
02	STRANGE, Tyler	5-5	132	26.4	8-21	.381	4-10	.400	3-8	.375	0	11	11	2.2	8	0	33	7	1	5	23	4.6
21	AHOLODE, Herve	3-0	33	11.0	3-12	.250	0-0	.000	3-5	.600	6	2	8	2.7	3	0	1	4	1	3	9	3.0
33	HENSLEY, Corey	5-0	54	10.8	7-11	.636	0-0	.000	1-1	1.000	9	10	19	3.8	9	0	0	4	4	1	15	3.0
30	SWEENEY, Adam	3-0	15	5.0	2-6	.333	1-2	.500	0-0	.000	0	2	2	0.7	1	0	2	2	0	0	5	1.7
Team											2	7	9									
Total.....		5	1000		149-293	.509	38-95	.400	76-126	.603	63	146	209	41.8	81	0	107	76	26	37	412	82.4
Opponents.....		5	1000		123-287	.429	32-86	.372	56-88	.636	35	110	145	29.0	96	-	50	77	8	38	334	66.8

TEAM STATISTICS

	GWU	OPP
SCORING	412	334
Points per game	82.4	66.8
Scoring margin	+15.6	-
FIELD GOALS-ATT	149-293	123-287
Field goal pct	.509	.429
3 POINT FG-ATT	38-95	32-86
3-point FG pct	.400	.372
3-pt FG made per game	7.6	6.4
FREE THROWS-ATT	76-126	56-88
Free throw pct	.603	.636
F-Throws made per game	15.2	11.2
REBOUNDS	209	145
Rebounds per game	41.8	29.0
Rebounding margin	+12.8	-
ASSISTS	107	50
Assists per game	21.4	10.0
TURNOVERS	76	77
Turnovers per game	15.2	15.4
Turnover margin	+0.2	-
Assist/turnover ratio	1.4	0.6
STEALS	37	38
Steals per game	7.4	7.6
BLOCKS	26	8
Blocks per game	5.2	1.6
ATTENDANCE	3714	467
Home games-Avg/Game	4-928	1-467
Neutral site-Avg/Game	-	0-0

Date	Opponent	Score	Att.
12/05/14	TOCCOA FALLS	w 100-61	841
12/06/14	THOMAS (GA.)	w 82-66	738
12/13/14	FURMAN	w 74-68	1281
12/17/14	at Jacksonville	L 65-68	467
12/19/14	HIWASSEE	w 91-71	854

* - Conference game

Score by Periods	1st	2nd	Totals
Gardner-Webb	224	188	412
Opponents	164	170	334

2014-2015 GARDNER-WEBB MEN'S BASKETBALL GAME NOTES

TEAM GAME-BY-GAME COMPARISON

Opponent	1st	2nd	Score	Mar	Total FG	FG Pct	3-Pointers	3FG Pct	Free Throws	FT Pct	Rebounds	Assist	T/Over	Block	Steal	Fouls
LSU	43/42	39/51	82-93	(11)	35-75/36-69	.467/.522	9-33/8-23	.273/.348	3-5/13-14	.600/.929	28/47 (19)	17/19	10/18	0/3	12/7	15/8
Col. of Charleston	32/31	48/36	80-67	+13	27-63/23-59	.429/.390	7-18/7-23	.389/.304	19-32/14-21	.594/.667	46/40 +6	12/8	11/11	0/2	3/5	22/27
Clemson	34/36	38/34	72-70	+2	25-67/28-57	.373/.491	11-31/4-13	.355/.308	11-16/10-14	.688/.714	40/34 +6	18/10	7/8	0/7	4/2	16/11
Seton Hall	29/39	38/46	67-85	(18)	21-57/31-68	.368/.456	5-21/9-20	.238/.450	20-33/14-22	.606/.636	33/48 (15)	10/19	16/14	0/8	9/10	21/26
Old Dominion	26/28	20/30	46-58	(12)	16-55/21-54	.291/.389	6-24/4-14	.250/.286	8-15/12-18	.533/.667	41/36 +5	7/5	13/7	2/3	2/4	18/15
BREVARD	42/31	36/32	78-63	+15	31-57/24-58	.544/.414	7-17/5-23	.412/.217	9-20/10-16	.450/.625	35/37 (2)	20/12	13/18	3/1	11/5	17/19
Arizona	28/40	37/51	65-91	(26)	22-58/36-64	.379/.563	10-29/10-17	.345/.588	11-19/9-18	.579/.500	27/43 (16)	17/23	11/8	0/2	0/8	18/16
TOCCOA FALLS	48/35	52/26	100-61	+39	37-66/21-57	.561/.368	12-30/7-19	.400/.368	14-28/12-13	.500/.923	52/24 +28	27/8	14/17	6/0	12/8	12/18
THOMAS (GA.)	45/28	37/38	82-66	+16	29-63/24-59	.460/.407	4-18/3-14	.222/.214	20-26/15-23	.769/.652	46/30 +16	20/5	18/19	3/1	6/8	24/21
FURMAN	36/35	38/33	74-68	+6	27-58/25-57	.466/.439	5-16/8-19	.313/.421	15-33/10-14	.455/.714	41/34 +7	22/7	13/14	7/3	8/3	14/25
Jacksonville	43/32	22/36	65-68	(3)	22-41/23-46	.537/.500	9-17/6-12	.529/.500	12-16/16-28	.750/.571	24/26 (2)	16/13	18/14	1/1	2/11	22/18
HIWASSEE	52/34	39/37	91-71	+20	34-65/30-68	.523/.441	8-14/8-22	.571/.364	15-23/3-10	.652/.300	46/31 +15	22/17	13/13	9/3	9/8	9/14

Note: Game totals are displayed in the format TEAM/OPPONENT for each category

2014-2015 GARDNER-WEBB MEN'S BASKETBALL GAME NOTES

TEAM GAME-BY-GAME COMPARISON

ALL GAMES - FIRST HALF ONLY

Opponent	1st	2nd	Score	Mar	Total FG	FG Pct	3-Pointers	3FG Pct	Free Throws	FT Pct	Rebounds	Assist	T/Over	Block	Steal	Fouls
LSU	43/42	39/51	82-93	(11)	19-36/17-35	.528/.486	2-10/5-16	.200/.313	3-3/3-3	1000/1000	14/21 (7)	8/9	3/8	0/2	7/3	6/4
Col. of Charleston	32/31	48/36	80-67	+13	12-35/11-28	.343/.393	5-13/3-10	.385/.300	3-6/6-9	.500/.667	22/23 (1)	7/5	4/6	0/1	1/1	10/8
Clemson	34/36	38/34	72-70	+2	13-33/15-31	.394/.484	5-13/1-7	.385/.143	3-6/5-7	.500/.714	20/19 +1	9/5	4/5	0/4	1/1	9/3
Seton Hall	29/39	38/46	67-85	(18)	10-27/14-34	.370/.412	2-7/5-11	.286/.455	7-11/6-10	.636/.600	13/26 (13)	4/8	9/10	0/5	6/4	10/12
Old Dominion	26/28	20/30	46-58	(12)	10-30/11-27	.333/.407	2-10/3-7	.200/.429	4-6/3-7	.667/.429	21/16 +5	3/4	4/4	2/1	2/1	8/5
BREVARD	42/31	36/32	78-63	+15	15-30/12-29	.500/.414	6-11/2-11	.545/.182	6-11/5-7	.545/.714	17/19 (2)	13/4	3/7	1/0	4/1	8/11
Arizona	28/40	37/51	65-91	(26)	10-31/16-33	.323/.485	4-15/5-9	.267/.556	4-6/3-5	.667/.600	12/28 (16)	6/8	3/6	0/0	0/2	8/5
TOCCOA FALLS	48/35	52/26	100-61	+39	19-34/12-28	.559/.429	1-12/5-10	.083/.500	9-15/6-6	.600/1000	22/13 +9	13/5	6/10	2/0	7/3	6/9
THOMAS (GA.)	45/28	37/38	82-66	+16	16-34/11-31	.471/.355	2-12/1-7	.167/.143	11-14/5-8	.786/.625	26/14 +12	10/1	8/8	2/0	3/3	10/13
FURMAN	36/35	38/33	74-68	+6	16-32/14-31	.500/.452	4-9/3-8	.444/.375	0-4/4-4	.000/1000	19/17 +2	14/3	5/3	4/1	1/1	4/6
Jacksonville	43/32	22/36	65-68	(3)	16-24/11-25	.667/.440	6-11/4-8	.545/.500	5-6/6-10	.833/.600	15/11 +4	10/8	8/9	0/0	2/5	9/7
HIWASSEE	52/34	39/37	91-71	+20	20-31/14-35	.645/.400	6-8/5-15	.750/.333	6-9/1-3	.667/.333	20/14 +6	13/9	5/6	6/3	4/2	3/6

Note: Game totals are displayed in the format TEAM/OPPONENT for each category

2014-2015 GARDNER-WEBB MEN'S BASKETBALL GAME NOTES

TEAM GAME-BY-GAME COMPARISON

ALL GAMES - SECOND HALF ONLY

Opponent	1st	2nd	Score	Mar	Total FG	FG Pct	3-Pointers	3FG Pct	Free Throws	FT Pct	Rebounds	Assist	T/Over	Block	Steal	Fouls
LSU	43/42	39/51	82-93	(11)	16-39/19-34	.410/.559	7-23/3-7	.304/.429	0-2/10-11	.000/.909	14/26 (12)	9/10	7/10	0/1	5/4	9/4
Col. of Charleston	32/31	48/36	80-67	+13	15-28/12-31	.536/.387	2-5/4-13	.400/.308	16-26/8-12	.615/.667	24/17 +7	5/3	7/5	0/1	2/4	12/19
Clemson	34/36	38/34	72-70	+2	12-34/13-26	.353/.500	6-18/3-6	.333/.500	8-10/5-7	.800/.714	20/15 +5	9/5	3/3	0/3	3/1	7/8
Seton Hall	29/39	38/46	67-85	(18)	11-30/17-34	.367/.500	3-14/4-9	.214/.444	13-22/8-12	.591/.667	20/22 (2)	6/11	7/4	0/3	3/6	11/14
Old Dominion	26/28	20/30	46-58	(12)	6-25/10-27	.240/.370	4-14/1-7	.286/.143	4-9/9-11	.444/.818	20/20 -	4/1	9/3	0/2	0/3	10/10
BREVARD	42/31	36/32	78-63	+15	16-27/12-29	.593/.414	1-6/3-12	.167/.250	3-9/5-9	.333/.556	18/18 -	7/8	10/11	2/1	7/4	9/8
Arizona	28/40	37/51	65-91	(26)	12-27/20-31	.444/.645	6-14/5-8	.429/.625	7-13/6-13	.538/.462	15/15 -	11/15	8/2	0/2	0/6	10/11
TOCCOA FALLS	48/35	52/26	100-61	+39	18-32/9-29	.563/.310	11-18/2-9	.611/.222	5-13/6-7	.385/.857	30/11 +19	14/3	8/7	4/0	5/5	6/9
THOMAS (GA.)	45/28	37/38	82-66	+16	13-29/13-28	.448/.464	2-6/2-7	.333/.286	9-12/10-15	.750/.667	20/16 +4	10/4	10/11	1/1	3/5	14/8
FURMAN	36/35	38/33	74-68	+6	11-26/11-26	.423/.423	1-7/5-11	.143/.455	15-29/6-10	.517/.600	22/17 +5	8/4	8/11	3/2	7/2	10/19
Jacksonville	43/32	22/36	65-68	(3)	6-17/12-21	.353/.571	3-6/2-4	.500/.500	7-10/10-18	.700/.556	9/15 (6)	6/5	10/5	1/1	0/6	13/11
HIWASSEE	52/34	39/37	91-71	+20	14-34/16-33	.412/.485	2-6/3-7	.333/.429	9-14/2-7	.643/.286	26/17 +9	9/8	8/7	3/0	5/6	6/8

Note: Game totals are displayed in the format TEAM/OPPONENT for each category

2014-2015 GARDNER-WEBB MEN'S BASKETBALL GAME NOTES

NCAA RANKING SUMMARY (TEAM)

Statistic	National Rank	Conference Rank	Value	National Leader	Value	Conference Leader	Value
3-pt Field Goal Attempts (345 ranked)	19	1	268	VMI	416	Gardner-Webb	268
Assist Turnover Ratio (345 ranked)	38	1	1.32	Notre Dame	1.77	Gardner-Webb	1.32
Assists Per Game (345 ranked)	15	1	17.3	Minnesota	20.1	Gardner-Webb	17.3
Blocked Shots Per Game (344 ranked)	278	8	2.6	Kentucky	8.7	Radford	5.4
Defensive Rebounds per Game (345 ranked)	62	4	26.50	Texas	31.55	Charleston So.	28.11
Fewest Fouls (345 ranked)	233	8	208	Troy	123	Campbell	165
Fewest Turnovers (345 ranked)	271	8	157	Bryant	79	Charleston So.	121
Field-Goal Percentage (345 ranked)	124	3	45.0	Notre Dame	55.3	High Point	48.4
Field-Goal Percentage Defense (345 ranked)	269	10	45.0	Kentucky	30.0	Coastal Caro.	35.2
Free Throw Attempts (345 ranked)	48	2	266	Arizona	332	Coastal Caro.	270
Free Throws Made (345 ranked)	133	4	157	Massachusetts	233	Coastal Caro.	174
Free-Throw Percentage (345 ranked)	336	10	59.0	Weber St.	79.0	UNC Asheville	74.1
Offensive Rebounds Per Game (345 ranked)	134	6	11.75	West Virginia	19.00	Coastal Caro.	15.27
Personal Fouls Per Game (345 ranked)	99	5	17.3	American	12.4	Presbyterian	15.1
Rebound Margin (345 ranked)	135	4	2.4	Texas	15.5	Coastal Caro.	12.7
Scoring Defense (345 ranked)	288	10	71.8	Kentucky	47.7	Coastal Caro.	53.6
Scoring Margin (345 ranked)	164	6	3.4	Kentucky	29.1	Coastal Caro.	16.4
Scoring Offense (345 ranked)	52	2	75.2	BYU	88.9	UNC Asheville	75.9
Steals Per Game (345 ranked)	176	6	6.5	West Virginia	13.4	UNC Asheville	8.6
Three Pt FG Defense (345 ranked)	266	9	36.1	Pepperdine	21.6	Liberty	26.5
Three-Point Field Goals Per Game (345 ranked)	61	3	7.8	VMI	12.9	UNC Asheville	8.9
Three-Point Field-Goal Percentage (345 ranked)	156	2	34.7	Idaho	43.2	UNC Asheville	39.0
Total 3-point FGM (345 ranked)	26	1	93	VMI	142	Gardner-Webb	93
Total Assists (345 ranked)	7	1	208	BYU	225	Gardner-Webb	208
Total Blocks (344 ranked)	227	7	31	Kentucky	104	Radford	59
Total Rebounds (345 ranked)	21	2	459	Youngstown St.	516	Coastal Caro.	468
Total Rebounds Per Game (345 ranked)	65	5	38.25	Quinnipiac	46.33	Coastal Caro.	42.55
Total Steals (345 ranked)	92	4	78	West Virginia	147	Longwood	91
Turnover Margin (336 ranked)	174	5	0.3	West Virginia	11.5	High Point	2.6
Turnovers Per Game (345 ranked)	157	4	13.1	Cal Poly	8.0	High Point	11.4
Won-Lost Percentage (343 ranked)	158	4	58.3	9 teams tied	100.0	High Point Coastal Caro.	72.7 72.7

2014-2015 GARDNER-WEBB MEN'S BASKETBALL GAME NOTES

NCAA RANKING SUMMARY (INDIVIDUAL)

Statistic	Player	National Rank	Conference Rank	Value	National Leader	Value	Conference Leader	Value
3-pt Field Goal Attempts (240 ranked)	Jarvis Davis	228	12	55	Damon Lynn, NJIT	127	Andrew Rowsey, UNC Asheville	92
Assist Turnover Ratio (249 ranked)	Tyler Strange	12	1	3.73	Monte Morris, Iowa St.	6.22	Tyler Strange, Gardner-Webb	3.73
	Harold McBride	101	3	2.25				
Assists Per Game (249 ranked)	Tyler Strange	7	1	6.8	Jalan West, Northwestern St.	8.6	Tyler Strange, Gardner-Webb	6.8
Blocked Shots Per Game (243 ranked)					Robert Upshaw, Washington	4.50	Jaleel Roberts, UNC Asheville	2.78
Defensive Rebounds per Game (248 ranked)	Jerome Hill	60	2	5.83	Alan Williams, UC Santa Barbara	8.60	Javonte Green, Radford	6.64
Double Doubles (50 ranked)	Jerome Hill	19	1	5	Charles Jackson, Tennessee Tech	9	Jerome Hill, Gardner-Webb	5
					Jameel Warney, Stony Brook	9		
Field-Goal Percentage (250 ranked)	Tyrell Nelson	56	2	55.7	Colton Weisbrod, New Orleans	72.0	John Brown, High Point	57.4
	Jerome Hill	91	3	52.0				
Free Throw Attempts (248 ranked)	Jerome Hill	1	1	111	Jerome Hill, Gardner-Webb	111	Jerome Hill, Gardner-Webb	111
Free Throws Made (244 ranked)	Jerome Hill	18	1	60	Tyler Haws, BYU	78	Jerome Hill, Gardner-Webb	60
					Melo Trimble, Maryland	78		
Free-Throw Percentage (249 ranked)	Jarvis Davis	22	1	90.9	Amin Torres, Nicholls St.	100.0	Jarvis Davis, Gardner-Webb	90.9
Minutes Per Game (249 ranked)					Kahlil Felder, Oakland	39:05	Shaquille Johnson, Longwood	35:21
Offensive Rebounds Per Game (245 ranked)	Jerome Hill	48	1	3.25	Shevon Thompson, George Mason	5.20	Jerome Hill, Gardner-Webb	3.25
	Tyrell Nelson	74	2	3.08				
Points Per Game (248 ranked)	Jerome Hill	59	3	17.8	Jelani Hewitt, Ga. Southern	24.0	Andrew Rowsey, UNC Asheville	22.6
Rebounds Per Game (245 ranked)	Jerome Hill	40	2	9.1	Jameel Warney, Stony Brook	13.0	Javonte Green, Radford	9.5
Steals Per Game (228 ranked)					Briante Weber, VCU	3.90	Joe Retic, Liberty	2.09
Three-Point Field Goals Per Game (250 ranked)	Dylan Poston	250	12	1.92	Tyler Harvey, Eastern Wash.	4.25	Andrew Rowsey, UNC Asheville	3.80
Three-Point Field-Goal Percentage (103 ranked)					Derrick Colter, Duquesne	58.1	Andrew Rowsey, UNC Asheville	41.3
Total 3-point FGM (236 ranked)	Dylan Poston	163	9	23	Tyler Harvey, Eastern Wash.	51	Andrew Rowsey, UNC Asheville	38
Total Assists (239 ranked)	Tyler Strange	5	1	82	Kahlil Felder, Oakland	89	Tyler Strange, Gardner-Webb	82
	Harold McBride	212	8	36				
Total Blocks (248 ranked)	Tyrell Nelson	248	7	11	Robert Upshaw, Washington	45	Jaleel Roberts, UNC Asheville	25
Total Field Goal Attempts (247 ranked)	Jerome Hill	40	3	148	Juwan Howard, Jr., Detroit	192	Jordan Downing, Presbyterian	169
	Tyrell Nelson	173	8	122				
Total Field Goals Made (230 ranked)	Jerome Hill	19	2	77	Venky Jois, Eastern Wash.	94	John Brown, High Point	78
	Tyrell Nelson	43	5	68				
Total Minutes (248 ranked)	Tyler Strange	109	3	371:00	Marcus Keene, Youngstown St.	482:00	Shaquille Johnson, Longwood	389:00
	Tyrell Nelson	229	7	344:00				
	Jerome Hill	248	10	341:00				
Total Points (247 ranked)	Jerome Hill	22	2	214	Tyler Haws, BYU	286	Andrew Rowsey, UNC Asheville	226
	Tyrell Nelson	213	6	156				
Total Rebounds (241 ranked)	Jerome Hill	11	1	109	Jameel Warney, Stony Brook	143	Jerome Hill, Gardner-Webb	109
	Tyrell Nelson	126	7	78				
Total Steals (248 ranked)	Jarvis Davis	195	5	16	Briante Weber, VCU	39	Joe Retic, Liberty	23
	Tyler Strange	195	5	16				
Triple Doubles (1 ranked)					4 players tied	1		

2014-2015 GARDNER-WEBB MEN'S BASKETBALL GAME NOTES

SEASON BOX SCORES



Official Basketball Box Score -- Game Totals -- Final Statistics
Gardner-Webb vs LSU
 11/15/14 12:02 p.m. at Baton Rouge, La. (Maravich Center)



Gardner-Webb 82 • 0-1

#	Player	Total		3-Ptr		Rebounds			PF	TP	A	TO	Blk	Stl	Min
		FG-FGA	FG-FGA	FT-FTA	Off Def Tot	PF	TP	A							
34	HILL, Jerome	f	12-17	0-1	1-1	3 2 5	2	25	4	1	0	2	37		
20	NELSON, Tyrell	c	8-14	0-1	0-2	1 4 5	3	16	1	1	0	1	28		
02	STRANGE, Tyler	g	6-13	2-7	0-0	2 1 3	4	14	7	4	0	3	32		
15	DAVIS, Jarvis	g	3-9	3-8	2-2	1 3 4	1	11	1	0	0	3	26		
23	BURBAGE, Adonis	g	0-5	0-4	0-0	0 2 2	1	0	1	3	0	0	26		
04	MCBRIDE, Harold		2-8	1-5	0-0	0 0 0	1	5	1	0	0	0	22		
05	POSTON, Dylan		3-8	3-7	0-0	0 3 3	2	9	2	1	0	2	20		
33	HENSLEY, Corey		1-1	0-0	0-0	0 2 2	1	2	0	0	0	0	9		
Team						3 1 4									
Totals			35-75	9-33	3-5	10 18 28	15	82	17	10	0	12	200		

FG % 1st Half: 19-36 52.8% 2nd half: 16-39 41.0% Game: 35-75 46.7%
 3FG % 1st Half: 2-10 20.0% 2nd half: 7-23 30.4% Game: 9-33 27.3%
 FT % 1st Half: 3-3 100.0% 2nd half: 0-2 0.0% Game: 3-5 60.0%

LSU 93 • 1-0

#	Player	Total		3-Ptr		Rebounds			PF	TP	A	TO	Blk	Stl	Min
		FG-FGA	FG-FGA	FT-FTA	Off Def Tot	PF	TP	A							
01	MARTIN, Jarell	f	8-16	1-7	4-4	3 8 11	1	21	1	5	0	2	38		
25	MICKEY, Jordan	f	9-11	0-0	3-3	2 4 6	0	21	6	2	0	0	33		
03	ROBINSON III, Elbert	c	0-2	0-0	0-0	1 4 5	2	0	1	1	0	0	14		
04	HORNSBY, Keith	g	7-14	3-7	0-0	3 4 7	0	17	4	1	0	2	26		
05	GRAY, Josh	g	7-11	2-2	2-3	1 5 6	1	18	3	4	0	1	32		
15	PATTERSON, Jalyn		2-6	1-4	0-0	3 2 5	1	5	0	1	0	0	14		
20	BRIDGEWATER, Brian		1-2	0-0	0-0	0 0 0	0	2	1	1	0	0	6		
21	EPPS, Aaron		1-4	0-1	0-0	2 2 4	2	2	1	2	3	1	18		
31	ODO, John		0-0	0-0	0-0	0 0 0	0	0	0	0	0	0	1		
55	QUARTERMAN, Tim		1-3	1-2	4-4	0 0 0	1	7	2	1	0	1	18		
Team						1 2 3									
Totals			36-69	8-23	13-14	16 31 47	8	93	19	18	3	7	200		

FG % 1st Half: 17-35 48.6% 2nd half: 19-34 55.9% Game: 36-69 52.2%
 3FG % 1st Half: 5-16 31.3% 2nd half: 3-7 42.9% Game: 8-23 34.8%
 FT % 1st Half: 3-3 100.0% 2nd half: 10-11 90.9% Game: 13-14 92.9%

Officials: Doug Shows, Rusty Phillips, Jeff Smith
 Technical fouls: Gardner-Webb-None. LSU-None.
 Attendance: 6745

Score by periods	1st	2nd	Total
Gardner-Webb	43	39	82
LSU	42	51	93



Official Basketball Box Score -- Game Totals -- Final Statistics
Gardner-Webb vs Col. of Charleston
 11/17/14 7:30 PM at TD Arena - Charleston, S.C.



Gardner-Webb 80 • 1-1

#	Player	Total		3-Ptr		Rebounds			PF	TP	A	TO	Blk	Stl	Min
		FG-FGA	FG-FGA	FT-FTA	Off Def Tot	PF	TP	A							
34	HILL, Jerome	f	6-18	0-2	6-12	4 8 12	3	18	2	4	0	0	34		
20	NELSON, Tyrell	c	9-18	0-0	1-2	6 6 12	3	19	0	1	0	0	36		
02	STRANGE, Tyler	g	2-6	0-1	8-13	0 4 4	2	12	8	1	0	0	38		
15	DAVIS, Jarvis	g	6-10	6-9	4-4	0 5 5	4	22	0	2	0	2	30		
23	BURBAGE, Adonis	g	2-7	1-4	0-1	1 4 5	3	5	2	1	0	1	31		
04	MCBRIDE, Harold		2-4	0-2	0-0	0 2 2	2	4	0	1	0	0	20		
05	POSTON, Dylan		0-0	0-0	0-0	0 0 0	3	0	0	1	0	0	7		
33	HENSLEY, Corey		0-0	0-0	0-0	0 0 0	2	0	0	0	0	0	4		
Team						2 4 6									
Totals			27-63	7-18	19-32	13 33 46	22	80	12	11	0	3	200		

FG % 1st Half: 12-35 34.3% 2nd half: 15-28 53.6% Game: 27-63 42.9%
 3FG % 1st Half: 5-13 38.5% 2nd half: 2-5 40.0% Game: 7-18 38.9%
 FT % 1st Half: 3-6 50.0% 2nd half: 16-26 61.5% Game: 19-32 59.4%

Col. of Charleston 67 • 1-1

#	Player	Total		3-Ptr		Rebounds			PF	TP	A	TO	Blk	Stl	Min
		FG-FGA	FG-FGA	FT-FTA	Off Def Tot	PF	TP	A							
01	Baru, Adjehi	f	4-5	0-0	2-3	4 8 12	5	10	1	1	0	0	32		
15	O'Donohue, Terrance	f	0-4	0-2	0-0	0 2 2	5	0	1	1	1	1	18		
13	Chealey, Joe	g	4-11	2-4	7-9	0 3 3	3	17	1	1	0	2	32		
22	Stitt, Anthony	g	5-10	2-4	0-0	0 1 1	3	12	3	1	0	0	37		
24	Barry, Canyon	g	4-17	1-7	0-0	0 5 5	5	9	2	3	1	1	36		
00	Gilmore, Donovan		4-5	0-1	2-3	4 7 11	4	10	0	2	0	0	21		
10	Brannin, Pat		0-0	0-0	0-0	0 0 0	0	0	0	0	0	0	1		
11	Bailey, Evan		0-1	0-1	0-0	0 0 0	0	0	0	0	0	0	0+		
12	Johnson, Cameron		2-6	2-4	3-3	0 3 3	1	9	0	1	0	0	20		
33	Wishon, David		0-0	0-0	0-0	0 0 0	1	0	0	1	0	1	3		
Team						0 3 3									
Totals			23-59	7-23	14-21	8 32 40	27	67	8	11	2	5	200		

FG % 1st Half: 11-28 39.3% 2nd half: 12-31 38.7% Game: 23-59 39.0%
 3FG % 1st Half: 3-10 30.0% 2nd half: 4-13 30.8% Game: 7-23 30.4%
 FT % 1st Half: 6-9 66.7% 2nd half: 8-12 66.7% Game: 14-21 66.7%

Officials: Jerry Heater, Andrew Marotta and Jeff Wagner
 Technical fouls: Gardner-Webb-NELSON, Tyrell. Col. of Charleston-None.
 Attendance: 3527

Score by periods	1st	2nd	Total
Gardner-Webb	32	48	80
Col. of Charleston	31	36	67



Official Basketball Box Score -- Game Totals -- Final Statistics
Clemson vs Gardner-Webb
 11/21/14 2:30 p.m. AST at St. Thomas, U.S. Virgin Islands



Clemson 70 • 1-2

#	Player	Total		3-Ptr		Rebounds			PF	TP	A	TO	Blk	Stl	Min
		FG-FGA	FG-FGA	FT-FTA	Off Def Tot	PF	TP	A							
05	BLOSSOMGAME, Jaron	f	3-9	0-2	2-4	4 6 10	1	8	3	0	0	1	30		
15	GRANTHAM, Donte	f	3-7	1-4	0-0	2 4 6	0	7	1	0	2	0	34		
35	NNOKO, Landry	c	4-9	0-0	3-4	2 5 7	3	11	0	3	4	0	33		
12	HALL, Rod	g	7-10	0-0	2-3	0 2 2	3	16	3	1	1	0	39		
21	HARRISON, Damarcus	g	7-11	3-5	2-2	0 3 3	1	19	0	1	0	1	30		
01	AJUKWA, Austin		0-2	0-1	0-0	1 2 3	0	0	1	0	0	0	15		
20	ROPER, Jordan		3-8	0-1	1-1	0 0 0	0	7	1	1	0	0	13		
33	SMITH, Josh		1-1	0-0	0-0	0 1 1	0	2	1	0	0	0	4		
50	DJITTE, Sidy		0-0	0-0	0-0	0 0 0	3	0	0	1	0	0	2		
Team						0 2 2									
Totals			28-57	4-13	10-14	9 25 34	11	70	10	8	7	2	200		

FG % 1st Half: 15-31 48.4% 2nd half: 13-26 50.0% Game: 28-57 49.1%
 3FG % 1st Half: 1-7 14.3% 2nd half: 3-6 50.0% Game: 4-13 30.8%
 FT % 1st Half: 5-7 71.4% 2nd half: 5-7 71.4% Game: 10-14 71.4%

Gardner-Webb 72 • 2-1

#	Player	Total		3-Ptr		Rebounds			PF	TP	A	TO	Blk	Stl	Min
		FG-FGA	FG-FGA	FT-FTA	Off Def Tot	PF	TP	A							
23	BURBAGE, Adonis	f	3-9	0-4	0-0	0 4 4	3	6	2	2	0	0	30		
34	HILL, Jerome	f	3-11	0-2	4-6	4 0 4	3	10	2	3	0	0	20		
20	NELSON, Tyrell	c	6-11	0-1	0-0	3 3 6	3	12	0	2	0	0	31		
02	STRANGE, Tyler	g	5-12	4-8	4-4	0 2 2	4	18	10	0	0	1	37		
15	DAVIS, Jarvis	g	3-9	2-5	2-2	0 8 8	2	10	1	0	0	2	29		
04	MCBRIDE, Harold		3-10	3-7	1-4	3 1 4	1	10	2	0	0	1	23		
05	POSTON, Dylan		0-0	0-0	0-0	0 1 1	0	0	0	0	0	0	6		
24	IVEY, Isaiah		2-5	2-4	0-0	1 1 2	0	6	1	0	0	0	16		
33	HENSLEY, Corey		0-0	0-0	0-0	0 0 0	0	0	0	0	0	0	8		
Team						6 3 9									
Totals			25-67	11-31	11-16	17 23 40	16	72	18	7	0	4	200		

FG % 1st Half: 13-33 39.4% 2nd half: 12-34 35.3% Game: 25-67 37.3%
 3FG % 1st Half: 5-13 38.5% 2nd half: 6-18 33.3% Game: 11-31 35.5%
 FT % 1st Half: 3-6 50.0% 2nd half: 8-10 80.0% Game: 11-16 68.8%

</

2014-2015 GARDNER-WEBB MEN'S BASKETBALL GAME NOTES

SEASON BOX SCORES



Official Basketball Box Score -- Game Totals -- Final Statistics
Gardner-Webb vs Old Dominion
 11/24/14 7:30 p.m. AST at St. Thomas, U.S. Virgin Islands



Gardner-Webb 46 • 2-3

#	Player	Total		3-Ptr		Rebounds			PF	TP	A	T	Blk	Stl	Min
		FG	FGA	FG	FGA	FT	FTA	Off Def Tot							
23	BURBAGE, Adonis	3	6	3	6	1	2	1 1 2	5	10	1	2	0	0	28
34	HILL, Jerome	3	9	0	1	5	10	3 9 12	2	11	0	4	0	0	32
20	NELSON, Tyrell	3	8	0	0	0	0	4 2 6	3	6	1	2	1	0	31
02	STRANGE, Tyler	0	11	0	0	0	1	0 4 4	1	0	2	1	0	0	37
15	DAVIS, Jarvis	2	4	1	2	2	2	1 5 6	2	7	0	1	0	0	28
04	MCBRIDE, Harold	2	8	0	3	0	0	1 1 2	3	4	1	2	0	0	16
05	POSTON, Dylan	1	3	1	2	0	0	1 1 1	1	3	1	1	0	0	7
24	IVEY, Isaiah	2	6	1	3	0	0	4 4 1	5	0	0	1	0	0	19
33	HENSLEY, Corey	0	0	0	0	0	0	0 0 0	0	0	1	0	0	0	2
Team		3		2		5									
Totals		16		55		6			41	18	46	7	13	2	200

FG % 1st Half: 10-30 33.3% 2nd half: 6-25 24.0% Game: 16-55 29.1%
 3FG % 1st Half: 2-10 20.0% 2nd half: 4-14 28.6% Game: 6-24 25.0%
 FT % 1st Half: 4-6 66.7% 2nd half: 4-9 44.4% Game: 8-15 53.3%

Deadball
Rebounds
5,1

Old Dominion 58 • 4-1

#	Player	Total		3-Ptr		Rebounds			PF	TP	A	T	Blk	Stl	Min
		FG	FGA	FG	FGA	FT	FTA	Off Def Tot							
20	FREEMAN, Trey	9	17	2	3	2	2	0 5 5	2	22	1	0	1	1	34
23	ROSS, Richard	6	12	0	0	0	0	2 5 7	1	12	1	1	2	1	33
35	ARLEDGE, Jonathan	1	8	0	2	0	0	1 3 4	3	2	0	2	0	1	17
00	BAKER, Jordan	2	3	1	1	1	2	1 1 2	2	6	0	0	0	0	15
01	BACOTE, Aaron	0	3	0	2	4	4	1 1 2	1	4	1	1	0	1	27
02	SHAW, Martin	0	0	0	0	0	0	0 0 0	0	0	0	0	0	0	0+
11	PALMORE, Keenan	0	2	0	1	5	9	0 5 5	0	5	1	0	0	0	19
03	EBONDO, Joe	1	1	0	0	0	0	0 0 0	0	2	0	0	0	0	5
25	CLARK, Deion	0	0	0	0	0	0	0 0 0	0	0	0	0	0	0	0+
21	TAYLOR, Denzell	0	0	0	0	0	0	0 4 4	3	0	0	0	0	0	14
22	MOSLEY, Ambrose	2	6	1	4	0	0	2 2 2	5	0	2	0	0	0	23
30	BIBERAJ, Nik	0	2	0	1	0	1	1 1 2	1	0	1	0	0	0	13
Team		1		2		3									
Totals		21		54		4			36	15	58	7	7	3	200

FG % 1st Half: 11-27 40.7% 2nd half: 10-27 37.0% Game: 21-54 38.9%
 3FG % 1st Half: 3-7 42.9% 2nd half: 4-14 28.6% Game: 4-14 28.6%
 FT % 1st Half: 3-7 42.9% 2nd half: 9-11 81.8% Game: 12-18 66.7%

Deadball
Rebounds
2

Officials: Tim Comer, Tony Chiazza, Billy McCarthy
 Technical fouls: Gardner-Webb-None. Old Dominion-None.

Attendance:

2014 ezbyonds Global Payments U.S. Virgin Islands Paradise Jam
 Presented by Basketball Travelers

Score by periods	1st	2nd	Total
Gardner-Webb	26	20	46
Old Dominion	28	30	58



Official Basketball Box Score -- Game Totals -- Final Statistics
Brevard vs Gardner-Webb
 11/29/14 2:00 PM at Boiling Springs, NC (Paul Porter Arena)



Brevard 63 • 0-5

#	Player	Total		3-Ptr		Rebounds			PF	TP	A	T	Blk	Stl	Min
		FG	FGA	FG	FGA	FT	FTA	Off Def Tot							
23	Darius Moose	8	13	1	4	0	1	3 5 8	2	17	4	2	0	1	36
24	Jaylon Debarclabon	1	5	0	0	0	4	3 7 3	2	2	1	3	0	3	28
41	Alex Moe	1	3	0	2	0	1	1 4 2	4	2	5	2	0	0	19
10	Phil Wallace	2	7	1	5	4	5	2 0 2	1	9	0	1	0	0	25
14	Trevon Shaw	7	12	2	5	3	3	1 7 8	1	19	0	1	0	1	31
01	Fred Rambert	0	0	0	0	0	0	0 0 0	0	0	0	1	0	0	2
02	Evan Dunham	0	1	0	1	0	0	1 2 0	0	0	0	0	0	0	2
04	D.J. Bostick	2	7	0	3	0	2	0 2 0	2	4	0	1	0	0	17
11	Stevie Williams	1	2	1	1	2	4	0 1 1	1	5	1	2	0	0	19
21	Brayden Masten	2	8	0	2	1	1	4 4 5	5	5	1	5	1	0	19
44	Mark Schmitt	0	0	0	0	0	0	0 0 0	0	0	0	0	0	0	2
Team		1		0		1									
Totals		24		58		5			37	19	63	12	18	1	200

FG % 1st Half: 12-29 41.4% 2nd half: 12-29 41.4% Game: 24-58 41.4%
 3FG % 1st Half: 2-11 18.2% 2nd half: 3-12 25.0% Game: 5-23 21.7%
 FT % 1st Half: 5-7 71.4% 2nd half: 5-9 55.6% Game: 10-16 62.5%

Deadball
Rebounds
1

Gardner-Webb 78 • 3-3

#	Player	Total		3-Ptr		Rebounds			PF	TP	A	T	Blk	Stl	Min
		FG	FGA	FG	FGA	FT	FTA	Off Def Tot							
23	BURBAGE, Adonis	4	7	2	3	0	0	1 3 4	3	10	2	1	0	0	27
34	HILL, Jerome	13	18	0	0	6	12	5 3 8	2	32	1	3	0	1	28
20	NELSON, Tyrell	5	6	0	0	2	6	1 4 5	1	12	1	3	1	1	32
02	STRANGE, Tyler	0	5	0	1	0	0	1 2 3	2	0	12	3	0	3	31
15	DAVIS, Jarvis	3	4	2	3	0	0	2 4 6	3	8	0	3	1	1	17
04	MCBRIDE, Harold	3	7	1	2	0	0	0 2 2	3	7	2	1	0	4	24
05	POSTON, Dylan	3	9	2	7	0	0	0 1 1	0	8	0	0	1	1	19
21	AHOLODE, Herve	0	0	0	0	0	0	0 1 1	0	0	0	0	0	0	0+
24	IVEY, Isaiah	0	1	0	1	2	0	1 1 2	1	2	2	0	0	0	18
30	SWEENEY, Adam	0	0	0	0	0	0	0 0 0	0	0	0	0	0	0	0+
33	HENSLEY, Corey	0	0	0	0	0	0	0 2 2	1	0	0	0	0	0	4
Team		1		2		2									
Totals		31		57		7			35	17	78	20	13	3	200

FG % 1st Half: 15-30 50.0% 2nd half: 16-27 59.3% Game: 31-57 54.4%
 3FG % 1st Half: 6-11 54.5% 2nd half: 1-6 16.7% Game: 7-17 41.2%
 FT % 1st Half: 6-11 54.5% 2nd half: 3-9 33.3% Game: 9-20 45.0%

Deadball
Rebounds
4

Officials: Kenny Pate (R), Chris Riddle (U1), Eric Benson (U2)
 Technical fouls: Brevard-None, Gardner-Webb-None.
 Attendance: 458

Score by periods	1st	2nd	Total
Brevard	31	32	63
Gardner-Webb	42	36	78

Points	In	Off	2nd	Fast	Bench
BCM	30	9	15	2	14
GWU	38	16	14	9	16



Official Basketball Box Score -- Game Totals -- Final Statistics
Gardner-Webb vs Arizona
 12/2/14 7 p.m. at Olson Court, McKale Center - Tucson, AZ



Gardner-Webb 65 • 3-4

#	Player	Total		3-Ptr		Rebounds			PF	TP	A	T	Blk	Stl	Min
		FG	FGA	FG	FGA	FT	FTA	Off Def Tot							
34	HILL, Jerome	5	10	0	1	3	8	1 5 6	3	13	6	2	0	0	30
20	NELSON, Tyrell	5	14	0	0	5	8	2 6 8	5	15	0	0	0	0	35
02	STRANGE, Tyler	5	7	0	0	0	2	1 15 6	3	0	0	3	0	0	31
15	DAVIS, Jarvis	2	9	2	8	0	0	2 4 6	1	1	0	1	0	0	20
23	BURBAGE, Adonis	1	4	1	4	0	0	1 1 1	3	0	0	0	0	0	32
04	MCBRIDE, Harold	4	7	2	4	0	0	1 1 0	0	10	2	2	0	0	16
05	POSTON, Dylan	0	3	0	3	0	0	1 2 3	0	0	0	1	0	0	10
21	AHOLODE, Herve	0	0	0	0	0	0	0 0 0	1	0	0	0	0	0	2
24	IVEY, Isaiah	0	3	0	3	0	1	1 0 1	0	3	2	0	0	0	14
33	HENSLEY, Corey	0	1	0	0	0	0	0 0 0	3	0	0	2	0	0	10
Team		2		1		3									
Totals		22		58		10			27	18	65	17	11	0	200

FG % 1st Half: 10-31 32.3% 2nd half: 12-27 44.4% Game: 22-58 37.9%
 3FG % 1st Half: 4-15 26.7% 2nd half: 6-14 42.9% Game: 10-29 34.5%
 FT % 1st Half: 4-6 66.7% 2nd half: 7-13 53.8% Game: 11-19 57.9%

Deadball
Rebounds
5,1

Arizona 91 • 7-0

2014-2015 GARDNER-WEBB MEN'S BASKETBALL GAME NOTES

SEASON BOX SCORES



Official Basketball Box Score -- Game Totals -- Final Statistics
Thomas (Ga.) vs Gardner-Webb
 12/06/14 7:00 PM at Boiling Springs, NC (Paul Porter Arena)



Thomas (Ga.) 66 • 9-1

#	Player	Total			3-Ptr			Rebounds			PF	TP	A	TO	Blk	Stl	Min
		FG-FGA	FG-FGA	FT-FTA	FG-FGA	FG-FGA	FT-FTA	Off	Def	Tot							
24	COOKS, Javoris	f	0-1	0-0	0-0	0	0	0	1	0	0	1	0	0	0	0	17
05	HUMOSE, Marcus	g	2-8	0-0	2-2	1	1	2	1	6	2	1	0	1	0	1	32
10	GRACE, Max	g	3-9	0-0	5-8	1	1	2	4	11	0	5	0	0	0	0	21
15	ROGERS, Adonai	g	5-7	3-4	0-1	0	1	1	3	13	1	3	0	0	0	0	22
22	DAVIS, Keldrick	g	1-1	0-0	0-0	0	2	2	3	2	0	2	0	0	0	0	13
01	RINES, TJ	g	1-3	0-0	1-1	0	3	3	0	3	0	1	0	1	0	1	17
03	STURKIE, Rodney	g	3-13	0-5	0-0	1	2	3	3	6	0	0	0	0	2	23	
13	ROULHAC, DJ	g	0-4	0-1	1-2	1	0	1	0	1	0	0	0	0	1	10	
21	LOVE, Alan	g	8-12	0-0	3-5	3	3	6	2	19	1	5	0	2	2	25	
42	ROBINSON, Andrea	g	1-1	0-0	3-4	3	5	8	4	5	1	1	1	1	1	20	
Team								0	2	2							
Totals			24-59	3-14	15-23	10	20	30	21	66	5	19	1	8	200		

FG % 1st Half: 11-31 35.5% 2nd half: 13-28 46.4% Game: 24-59 40.7% Deadball Rebounds 3
 3FG % 1st Half: 1-7 14.3% 2nd half: 2-7 28.6% Game: 3-14 21.4%
 FT % 1st Half: 5-8 62.5% 2nd half: 10-15 66.7% Game: 15-23 65.2%

Gardner-Webb 82 • 5-4

#	Player	Total			3-Ptr			Rebounds			PF	TP	A	TO	Blk	Stl	Min
		FG-FGA	FG-FGA	FT-FTA	FG-FGA	FG-FGA	FT-FTA	Off	Def	Tot							
23	BURBAGE, Adonis	f	3-7	1-3	0-0	0	1	1	1	7	0	4	0	0	0	0	29
34	HILL, Jerome	f	7-9	0-0	3-5	5	7	12	4	17	2	2	0	0	0	0	14
20	NELSON, Tyrell	c	7-9	0-0	4-6	8	3	11	3	18	2	1	0	0	0	0	30
02	STRANGE, Tyler	g	2-3	1-1	0-0	0	1	1	0	5	9	0	0	1	23		
15	DAVIS, Jarvis	g	3-11	0-5	8-8	1	3	4	14	0	5	0	0	0	23		
04	MCBRIDE, Harold	g	1-7	0-2	3-4	1	3	4	4	5	7	1	0	1	25		
05	POSTON, Dylan	g	2-7	1-5	1-2	0	3	3	4	6	0	2	0	1	17		
21	AHOLODE, Hervé	g	1-5	0-0	0-0	1	2	3	2	2	0	2	1	1	12		
24	IVEY, Isaiah	g	1-3	0-1	1-1	0	3	0	0	3	0	0	0	2	15		
30	SWEENEY, Adam	g	1-1	1-1	0-0	0	3	0	0	0	3	0	0	0	3		
33	HENSLEY, Corey	g	1-1	0-0	0-0	0	3	3	2	2	0	1	2	0	9		
Team								0	1	1							
Totals			29-63	4-18	20-26	16	30	46	24	82	20	18	3	6	200		

FG % 1st Half: 16-34 47.1% 2nd half: 13-29 44.8% Game: 29-63 46.0% Deadball Rebounds 4
 3FG % 1st Half: 2-12 16.7% 2nd half: 2-6 33.3% Game: 4-18 22.2%
 FT % 1st Half: 11-14 78.6% 2nd half: 9-12 75.0% Game: 20-26 76.9%

Officials: Kenny Pate (R), Henkel Spierman (U1), Grant Toddy (U2)
 Technical fouls: Thomas (Ga.)-None. Gardner-Webb-HILL, Jerome.
 Attendance: 738

Score by periods		1st	2nd	Total	Points	In Paint	Off T/O	2nd Chance	Fast Break	Bench
Thomas (Ga.)		28	38	66						
Gardner-Webb		45	37	82						



Official Basketball Box Score -- Game Totals -- Final Statistics
Furman vs Gardner-Webb
 12/13/14 7:00 PM at Boiling Springs, NC (Paul Porter Arena)



Furman 68 • 2-6

#	Player	Total			3-Ptr			Rebounds			PF	TP	A	TO	Blk	Stl	Min
		FG-FGA	FG-FGA	FT-FTA	FG-FGA	FG-FGA	FT-FTA	Off	Def	Tot							
03	Geoff Beans	f	4-6	3-5	0-0	0	3	3	4	11	0	0	0	0	0	0	20
21	Kris Acox	f	3-4	0-0	2-5	3	4	7	4	8	0	1	0	0	0	0	22
01	John Davis	g	2-6	0-2	0-0	0	1	1	0	4	2	1	0	0	0	0	23
14	Stephen Croone	g	5-11	2-5	7-8	0	2	2	4	19	2	3	0	1	27		
35	Daniel Fowler	g	3-8	1-1	0-0	0	5	5	4	7	2	3	0	1	31		
12	Devin Sibley	g	3-7	1-1	1-1	0	2	2	2	8	1	1	0	0	0	29	
24	Larry Wideman	g	0-2	0-2	0-0	0	0	0	1	0	0	0	0	0	0	10	
28	Kendrec Ferrara	g	4-11	1-3	0-0	1	8	9	3	9	0	3	3	0	0	30	
42	Kevin Chuisseu	g	1-2	0-0	0-0	1	0	1	3	2	0	2	0	1	1	8	
Team								1	3	4							
Totals			25-57	8-19	10-14	6	28	34	25	68	7	14	3	3	200		

FG % 1st Half: 14-31 45.2% 2nd half: 11-26 42.3% Game: 25-57 43.9% Deadball Rebounds 2
 3FG % 1st Half: 3-8 37.5% 2nd half: 5-11 45.5% Game: 8-19 42.1%
 FT % 1st Half: 4-4 100.0% 2nd half: 6-10 60.0% Game: 10-14 71.4%

Gardner-Webb 74 • 6-4

#	Player	Total			3-Ptr			Rebounds			PF	TP	A	TO	Blk	Stl	Min
		FG-FGA	FG-FGA	FT-FTA	FG-FGA	FG-FGA	FT-FTA	Off	Def	Tot							
23	BURBAGE, Adonis	f	5-10	3-8	1-2	5	1	2	2	14	0	3	0	1	31		
34	HILL, Jerome	f	10-21	0-0	8-18	1	14	19	1	28	2	4	0	0	35		
20	NELSON, Tyrell	c	9-15	0-0	1-4	5	1	6	2	19	3	0	3	2	32		
02	STRANGE, Tyler	g	1-4	0-2	1-2	0	1	1	2	3	7	1	0	1	31		
15	DAVIS, Jarvis	g	0-3	0-1	0-0	2	5	7	1	0	3	4	0	2	28		
04	MCBRIDE, Harold	g	1-1	1-1	2-4	0	3	3	4	5	4	3	0	1	18		
05	POSTON, Dylan	g	1-2	1-2	2-3	0	1	1	1	5	1	0	0	0	10		
24	IVEY, Isaiah	g	0-2	0-2	0-0	0	1	1	1	0	2	0	0	1	13		
33	HENSLEY, Corey	g	0-0	0-0	0-0	0	0	0	0	0	0	0	0	0	2		
Team								0	1	1							
Totals			27-58	5-16	15-33	13	28	41	14	74	22	13	7	8	200		

FG % 1st Half: 16-32 50.0% 2nd half: 11-26 42.3% Game: 27-58 46.6% Deadball Rebounds 8
 3FG % 1st Half: 4-9 44.4% 2nd half: 1-7 14.3% Game: 5-16 31.3%
 FT % 1st Half: 0-4 0.0% 2nd half: 15-29 51.7% Game: 15-33 45.5%

Officials: Tim Comer (R), Dave Davis (U1), Barron Searles (U2)
 Technical fouls: Furman-None. Gardner-Webb-None.
 Attendance: 1281

Score by periods		1st	2nd	Total	Points	In Paint	Off T/O	2nd Chance	Fast Break	Bench
Furman		35	33	68						
Gardner-Webb		36	38	74						



Official Basketball Box Score -- Game Totals -- Final Statistics
Gardner-Webb vs Jacksonville
 12/17/14 7:00 pm at Jacksonville, Fla. - Veterans Arena



Gardner-Webb 65 • 6-5

#	Player	Total			3-Ptr			Rebounds			PF	TP	A	TO	Blk	Stl	Min
		FG-FGA	FG-FGA	FT-FTA	FG-FGA	FG-FGA	FT-FTA	Off	Def	Tot							
34	HILL, Jerome	f	5-11	0-0	4-6	1	6	7	3	14	3	5	0	0	0	0	35
20	NELSON, Tyrell	c	2-5	0-0	3-4	0	1	1	4	7	0	3	0	0	0	0	19
02	STRANGE, Tyler	g	2-5	2-4	1-2	0	3	3	4	7	5	4	0	0	0	0	37
15	DAVIS, Jarvis	g	2-4	0-2	4-4	0	1	1	3	8	4	0	0	2	23		
23	BURBAGE, Adonis	g	3-4	1-2	0-0	0	1	1	4	7	0	4	0	0	0	0	29
04	MCBRIDE, Harold	g	1-3	1-2	0-0	0	2	2	1	3	4	1	0	0	0	18	
05	POSTON, Dylan	g	4-5	4-5	0-0	0	1	1	0	12	0	0	0	0	0	15	
24	IVEY, Isaiah	g	2-3	1-2	0-0	0	3	3	1	5	0	1	0	0	0	15	
33	HENSLEY, Corey	g	1-1	0-0	0-0	0	1	1	2	2	0	0	1	0	0	9	
Team								0	4	4							
Totals			22-41	9-17	12-16	1	23	24	22	65	16	18	1	2	200		

FG % 1st Half: 16-24 66.7% 2nd half: 6-17 35.3% Game: 22-41 53.7% Deadball Rebounds 1
 3FG % 1st Half: 6-11 54.5% 2nd half: 3-6 50.0% Game: 9-17 52.9%
 FT % 1st Half: 5-6 83.3% 2nd half: 7-10 70.0% Game: 12-16 75.0%

Jacksonville 68 • 3-9

#	Player	Total			3-Ptr			Rebounds			PF	TP	A
---	--------	-------	--	--	-------	--	--	----------	--	--	----	----	---

2014-2015 GARDNER-WEBB MEN'S BASKETBALL GAME NOTES



Men's Basketball Update Thursday, Dec. 18, 2014

PUBLIC RELATIONS

Mark Simpson, Assistant Commissioner

marks@bigsouth.org

Brian Verdi, Assistant Director

brianv@bigsouth.org

Courtney Fritts, Public Relations Assistant

courtneyf@bigsouth.org

Phone: (704) 341-7990

Fax: (704) 341-7991

No. 6

#BigSouthMBB • BigSouthSports.com • #BSCHoopNation

CONTACT: MARK SIMPSON

2014-15 Big South Men's Basketball Standings

TEAM	Big South			Overall			Home	Road	Neu	L10	Streak
	W	L	PCT	W	L	PCT					
Coastal Carolina	0	0	.000	8	2	.800	5-0	2-2	1-0	8-2	W4
High Point	0	0	.000	7	3	.700	3-0	2-3	2-0	7-3	W1
Radford	0	0	.000	6	4	.600	3-0	2-4	1-0	6-4	W1
Charleston Southern	0	0	.000	5	4	.556	4-1	1-3	0-0	5-4	L2
Gardner-Webb	0	0	.000	6	5	.545	4-0	1-3	1-2	6-4	L1
Winthrop	0	0	.000	4	5	.444	3-1	1-4	0-0	4-5	L1
Campbell	0	0	.000	4	6	.400	3-1	1-5	0-0	4-6	W1
Liberty	0	0	.000	4	6	.400	4-1	0-3	0-2	4-6	L1
UNC Asheville	0	0	.000	4	6	.400	3-1	1-5	0-0	4-6	L2
Presbyterian College	0	0	.000	4	7	.364	4-2	0-3	0-2	4-6	L1
Longwood	0	0	.000	3	8	.273	2-1	0-6	1-1	2-8	L3

CHOICE HOTELS PLAYER OF THE WEEK

JEROME HILL • F
Jr. • Gardner-Webb
Adel, Ga.

Hill led the Runnin' Bulldogs to their third straight win Saturday, posting his Big South-leading fourth double-double of the season with a game-high 28 points and a career-best 19 rebounds in Gardner-Webb's 74-68 win over Furman. The 6-foot-5, 225-pound forward shot 10-of-21 from the floor on the night, grabbed 14 defensive rebounds and recorded a career-high four blocks.

THIS WEEK'S SCHEDULE

TUESDAY, DEC. 16

Samford 81, at PRESBYTERIAN 71
at RADFORD 92, Johnson & Wales 54
at Jacksonville State 64, UNC ASHEVILLE 55

WEDNESDAY, DEC. 17

at CAMPBELL 70, SIU-Edwardsville 65
at HIGH POINT 106, Ferrum 48
at Wofford 64, CHARLESTON SOUTHERN 58
at Jacksonville 68, GARDNER-WEBB 65
at Miami (Ohio) 71, LONGWOOD 60
at UNC Wilmington 73, LIBERTY 70 (OT)
at Auburn 80, WINTHROP 62

THURSDAY, DEC. 18

COASTAL CAROLINA at Mississippi 8:00pm

FRIDAY, DEC. 19

Siena at RADFORD 6:00pm
Hiwassee at GARDNER-WEBB 7:00pm
Central Penn at LIBERTY 7:00pm
WINTHROP at Southeastern Louisiana 8:00pm

SATURDAY, DEC. 20

Montreat at CAMPBELL 2:00pm
Penn State-Beaver at LONGWOOD 2:00pm
PRESBYTERIAN at UT-Martin 4:00pm
HIGH POINT at James Madison 5:00pm

SUNDAY, DEC. 21

COASTAL CAROLINA at Central Arkansas 12:00pm
Cornell at RADFORD 2:00pm
Western Carolina at UNC ASHEVILLE 2:00pm
Reinhardt at WINTHROP 2:00pm

Big South member in ALL CAPS
All times ET and subject to change

LAST WEEK'S RESULTS

MONDAY, DEC. 8

at CAMPBELL 63, Johnson & Wales 38

TUESDAY, DEC. 9

at WINTHROP 96, Mars Hill 51

WEDNESDAY, DEC. 10

CAMPBELL 70, at Delaware State 55
at #12/12 Ohio State 97, HIGH POINT 43

THURSDAY, DEC. 11

at COASTAL CAROLINA 85, Warren Wilson 40
at UNC ASHEVILLE 78, Tusculum 40

FRIDAY, DEC. 12

at N.C. State 86, CHARLESTON SOUTHERN 50

SATURDAY, DEC. 13

at GARDNER-WEBB 74, Furman 68
at LIBERTY 79, Bluefield 61
at PRESBYTERIAN 79, Montreat 68
at Georgetown 76, RADFORD 49

SUNDAY, DEC. 14

COASTAL CAROLINA 57, at South Carolina State 43
at College of Charleston 58, CAMPBELL 47
at UMBC 58, LONGWOOD 53
at UAB 79, UNC ASHEVILLE 71

THE CRONS BRAND FRESHMAN OF THE WEEK

PETER MOLLER • G
Fr. • Liberty
Vaerlose, Denmark

Moller led Liberty with a career-high 22 points on 9-of-12 shooting (4-of-5 from 3-point range) against Bluefield. He scored 20 points in the second half, guiding the Flames on a 16-0 run during the period to help Liberty pull away for the 79-61 victory.

2014-2015 GARDNER-WEBB MEN'S BASKETBALL GAME NOTES

2014-15 Big South Conference Men's Basketball Individual Statistics (ALL GAMES)- through games of Dec. 21
To be ranked, a player must appear in at least 75.0% of his team's games.

SCORING

## Player-Team	Cl	G	FG	3FG	FT	Pts	Avg/G
1. ROWSEY, Andrew-AVL.....	SO	11	75	41	52	243	22.1
2. BROWN, John-HPU.....	JR	10	78	0	33	189	18.9
3. HILL, Jerome-GWU.....	JR	12	77	0	60	214	17.8
4. TAYLOR, Quincy-LWU.....	SR	9	56	21	19	152	16.9
5. MOORE, Keon-WINTHROP.....	SR	11	63	34	24	184	16.7
6. DOWNING, Jordan-PC.....	SR	12	71	30	21	193	16.1
7. NIMLEY, Saah-CSU.....	SR	9	37	27	34	135	15.0
8. CAMERON, Josh-COASTAL....	SR	12	52	28	32	164	13.7
9. MASON, D.J.-CAMPBELL.....	JR	11	62	3	22	149	13.5
10. JOHNSON, Shaquille-LWU....	JR	11	55	12	24	146	13.3
11. GREEN, Javonte-RAD.....	SR	12	55	0	46	156	13.0
12. NELSON, Tyrell-GWU.....	SO	12	68	0	20	156	13.0
13. NWOGBO, Lotanna-LWU.....	JR	12	57	0	39	153	12.8
14. ROBERTSON, David-AVL.....	SO	11	46	27	15	134	12.2
15. HARPER, Arlon-CSU.....	SR	8	37	12	10	96	12.0
16. SAUNDERS, Will-CSU.....	SR	8	30	21	15	96	12.0
17. PRICE, R.J.-RAD.....	SR	12	44	25	29	142	11.8
18. GILLIS, Warren-COASTAL....	SR	12	51	9	29	140	11.7
19. TRUSS, William-PC.....	SR	12	55	0	24	134	11.2
20. JOHNSON, Keon-WINTHROP....	SO	10	31	15	31	108	10.8
21. SMITH, Andre-WINTHROP....	SR	11	39	22	16	116	10.5
22. DAVIS, Rashun-RAD.....	JR	12	42	8	31	123	10.3
23. WALLACE, Devante-HPU.....	SR	11	35	20	22	112	10.2
24. WIGGINS, Shivaughn-COASTA	SO	12	37	6	41	121	10.1
25. HAMER, Kyre'-CAMPBELL....	SO	10	36	7	21	100	10.0

FIELD GOAL PCT (Min. 5.0 made per game)

## Player-Team	Cl	G	FG	FGA	Pct
1. BROWN, John-HPU.....	JR	10	78	136	.574
2. NELSON, Tyrell-GWU.....	SO	12	68	122	.557
3. HILL, Jerome-GWU.....	JR	12	77	148	.520
4. MASON, D.J.-CAMPBELL.....	JR	11	62	129	.481
5. JOHNSON, Shaquille-LWU....	JR	11	55	118	.466
6. TAYLOR, Quincy-LWU.....	SR	9	56	125	.448
7. MOORE, Keon-WINTHROP.....	SR	11	63	146	.432
8. DOWNING, Jordan-PC.....	SR	12	71	169	.420
9. ROWSEY, Andrew-AVL.....	SO	11	75	181	.414

FREE THROW PCT (Min. 2.5 made per game)

## Player-Team	Cl	G	FTM	FTA	Pct
1. ROWSEY, Andrew-AVL.....	SO	11	52	57	.912
2. DAVIS, Jarvis-GWU.....	SR	12	30	33	.909
3. JOHNSON, Keon-WINTHROP....	SO	10	31	36	.861
4. CAMERON, Josh-COASTAL....	SR	12	32	40	.800
5. DAVIS, Rashun-RAD.....	JR	12	31	39	.795
6. NIMLEY, Saah-CSU.....	SR	9	34	44	.773
7. NWOGBO, Lotanna-LWU.....	JR	12	39	53	.736
8. GREEN, Javonte-RAD.....	SR	12	46	66	.697
9. BROWN, John-HPU.....	JR	10	33	48	.688
10. WIGGINS, Shivaughn-COASTA	SO	12	41	63	.651
11. HILL, Jerome-GWU.....	JR	12	60	111	.541

REBOUNDING

## Player-Team	Cl	G	OFF	DEF	TOT	Avg/G
1. GREEN, Javonte-RAD.....	SR	12	33	77	110	9.2
2. HILL, Jerome-GWU.....	JR	12	39	70	109	9.1
3. TRUSS, William-PC.....	SR	12	27	70	97	8.1
4. DIAGNE, Badou-COASTAL....	JR	12	25	69	94	7.8
5. NWOGBO, Lotanna-LWU.....	JR	12	35	57	92	7.7
6. SMITH, Andrew-LIBERTY....	SR	11	28	55	83	7.5
7. SAUNDERS, Will-CSU.....	SR	8	17	36	53	6.6
8. NELSON, Tyrell-GWU.....	SO	12	37	41	78	6.5
9. ANDOH, David-LIBERTY....	JR	11	27	43	70	6.4
10. PRESCOTT, Tevin-WINTHROP.	JR	11	29	40	69	6.3
11. HOLCOMB, Brandon-RAD....	JR	12	35	38	73	6.1
12. COOKS, Xavier-WINTHROP...	FR	11	18	45	63	5.7
13. MASON, D.J.-CAMPBELL.....	JR	11	28	35	63	5.7
14. ROBERTS, Jaleel-AVL.....	SR	10	22	35	57	5.7
15. GOMBWER, Paul-CSU.....	SR	9	14	37	51	5.7
16. WHEELER, Aaron-CSU.....	FR	9	22	29	51	5.7
17. WALLACE, Devante-HPU.....	SR	11	16	43	59	5.4
18. BROWN, John-HPU.....	JR	10	25	27	52	5.2
19. UBARU, Kem-AVL.....	FR	11	17	40	57	5.2
20. HAMER, Kyre'-CAMPBELL....	SO	10	8	42	50	5.0

ASSISTS

## Player-Team	Cl	G	Assists	Avg/G
1. STRANGE, Tyler-GWU.....	SR	12	82	6.83
2. RETIC, Joe-LIBERTY.....	JR	11	67	6.09
3. SMITH, Andre-WINTHROP....	SR	11	58	5.27
4. NIMLEY, Saah-CSU.....	SR	9	42	4.67
5. DAVIS, Rashun-RAD.....	JR	12	52	4.33
6. JOHNSON, Shaquille-LWU....	JR	11	39	3.55
7. ANDERSON, Austin-PC.....	JR	12	42	3.50
8. WEARY, Adam-HPU.....	JR	9	30	3.33
9. ROWSEY, Andrew-AVL.....	SO	11	36	3.27
10. WIGGINS, Shivaughn-COASTA	SO	12	38	3.17
11. MCBRIDE, Harold-GWU.....	JR	12	36	3.00
12. MCINTYRE, Haiishen-HPU...	JR	11	31	2.82
13. GILLIS, Warren-COASTAL....	SR	12	33	2.75
14. WHEELER, Aaron-CSU.....	FR	9	24	2.67
15. TAYLOR, Quincy-LWU.....	SR	9	23	2.56

STEALS

## Player-Team	Cl	G	Steals	Avg/G
1. RETIC, Joe-LIBERTY.....	JR	11	23	2.09
2. ROWSEY, Andrew-AVL.....	SO	11	21	1.91
3. WIGGINS, Shivaughn-COASTA	SO	12	21	1.75
4. HAMER, Kyre'-CAMPBELL....	SO	10	17	1.70
5. LITTLEJOHN, Corey-AVL....	SR	11	18	1.64
6. MOORE, Keon-WINTHROP....	SR	11	17	1.55
7. FISHER, Leron-LWU.....	JR	12	18	1.50
8. BROWN, John-HPU.....	JR	10	15	1.50
9. HARPER, Arlon-CSU.....	SR	8	12	1.50
10. DAVIS, Rashun-RAD.....	JR	12	17	1.42
11. CAMERON, Josh-COASTAL....	SR	12	17	1.42
12. SMITH, Andre-WINTHROP....	SR	11	15	1.36
13. GILLIS, Warren-COASTAL....	SR	12	16	1.33
14. DAVIS, Jarvis-GWU.....	SR	12	16	1.33
15. STRANGE, Tyler-GWU.....	SR	12	16	1.33
16. TAYLOR, Quincy-LWU.....	SR	9	12	1.33

2014-2015 GARDNER-WEBB MEN'S BASKETBALL GAME NOTES

2014-15 Big South Conference Men's Basketball Individual Statistics (ALL GAMES)

3-POINT FG PCT (Min. 2.5 made per game)

##	Player-Team	Cl	G	3FG	FGA	Pct
1.	MOORE, Keon-WINTHROP.....	SR	11	34	80	.425
2.	ROWSEY, Andrew-AVL.....	SO	11	41	102	.402
3.	DOWNING, Jordan-PC.....	SR	12	30	75	.400
4.	NIMLEY, Saah-CSU.....	SR	9	27	75	.360
5.	SAUNDERS, Will-CSU.....	SR	8	21	63	.333

3-POINT FG MADE

##	Player-Team	Cl	G	3FG	Avg/G
1.	ROWSEY, Andrew-AVL.....	SO	11	41	3.73
2.	MOORE, Keon-WINTHROP.....	SR	11	34	3.09
3.	NIMLEY, Saah-CSU.....	SR	9	27	3.00
4.	SAUNDERS, Will-CSU.....	SR	8	21	2.63
5.	DOWNING, Jordan-PC.....	SR	12	30	2.50
6.	ROBERTSON, David-AVL.....	SO	11	27	2.45
7.	CAMERON, Josh-COASTAL....	SR	12	28	2.33
	TAYLOR, Quincy-LWU.....	SR	9	21	2.33
9.	BADOWSKI, Ryan-LWU.....	FR	12	26	2.17
10.	PRICE, R.J.-RAD.....	SR	12	25	2.08
11.	SMITH, Andre-WINTHROP....	SR	11	22	2.00
	RYAN, Andrew-CAMPBELL....	SR	11	22	2.00
13.	POSTON, Dylan-GWU.....	JR	12	23	1.92
14.	WALLACE, Devante-HPU.....	SR	11	20	1.82
15.	ANDERSON, YaYa-RAD.....	JR	9	15	1.67

BLOCKED SHOTS

##	Player-Team	Cl	G	Blocks	Avg/G
1.	ROBERTS, Jaleel-AVL.....	SR	10	33	3.30
2.	HOLCOMB, Brandon-RAD.....	JR	12	23	1.92
3.	TRUSS, William-PC.....	SR	12	22	1.83
4.	COOKS, Xavier-WINTHROP...	FR	11	19	1.73
5.	SMITH, Andrew-LIBERTY....	SR	11	16	1.45
6.	BROWN, John-HPU.....	JR	10	11	1.10
7.	GREEN, Javonte-RAD.....	SR	12	13	1.08
8.	DIAGNE, Badou-COASTAL....	JR	12	12	1.00
	CARETHERS, Jalen-RAD.....	SR	12	12	1.00
10.	NELSON, Tyrell-GWU.....	SO	12	11	0.92
11.	MASON, D.J.-CAMPBELL....	JR	11	10	0.91
	OKEKE, Duby-WINTHROP.....	FR	11	10	0.91
13.	NOREEN, Kyle-RAD.....	SR	12	10	0.83
	GETER, Damarion-LWU.....	SO	12	10	0.83
15.	CURTIS, Tristian-COASTAL..	JR	11	9	0.82

ASSIST/TURNOVER RATIO (Min. 3.0 assists/game)

##	Player-Team	Cl	G	Asst	Avg	Turn	Avg	Ratio
1.	STRANGE, Tyler-GWU.....	SR	12	82	6.8	22	1.8	3.73
2.	SMITH, Andre-WINTHROP....	SR	11	58	5.3	23	2.1	2.52
3.	MCBRIDE, Harold-GWU.....	JR	12	36	3.0	16	1.3	2.25
4.	WIGGINS, Shivaughn-COASTA	SO	12	38	3.2	19	1.6	2.00
5.	ROWSEY, Andrew-AVL.....	SO	11	36	3.3	20	1.8	1.80
6.	WEARY, Adam-HPU.....	JR	9	30	3.3	17	1.9	1.76
7.	ANDERSON, Austin-PC.....	JR	12	42	3.5	25	2.1	1.68
8.	RETTIC, Joe-LIBERTY.....	JR	11	67	6.1	41	3.7	1.63
9.	NIMLEY, Saah-CSU.....	SR	9	42	4.7	27	3.0	1.56
10.	DAVIS, Rashun-RAD.....	JR	12	52	4.3	37	3.1	1.41
11.	JOHNSON, Shaquille-LWU...	JR	11	39	3.5	46	4.2	0.85

OFFENSIVE REBOUNDS

##	Player-Team	Cl	G	No.	Avg/G
1.	HILL, Jerome-GWU.....	JR	12	39	3.25
2.	CURTIS, Tristian-COASTAL..	JR	11	34	3.09
3.	NELSON, Tyrell-GWU.....	SO	12	37	3.08
4.	NWOGBO, Lotanna-LWU.....	JR	12	35	2.92
	HOLCOMB, Brandon-RAD.....	JR	12	35	2.92
6.	GREEN, Javonte-RAD.....	SR	12	33	2.75
7.	PRESCOTT, Tevin-WINTHROP.	JR	11	29	2.64
8.	SMITH, Andrew-LIBERTY....	SR	11	28	2.55
	MASON, D.J.-CAMPBELL....	JR	11	28	2.55
10.	BROWN, John-HPU.....	JR	10	25	2.50
11.	ANDOH, David-LIBERTY....	JR	11	27	2.45
12.	WHEELER, Aaron-CSU.....	FR	9	22	2.44
13.	TRUSS, William-PC.....	SR	12	27	2.25
	DREW, Ed-PC.....	SO	12	27	2.25
15.	ROBERTS, Jaleel-AVL.....	SR	10	22	2.20

DEFENSIVE REBOUNDS

##	Player-Team	Cl	G	No.	Avg/G
1.	GREEN, Javonte-RAD.....	SR	12	77	6.42
2.	TRUSS, William-PC.....	SR	12	70	5.83
	HILL, Jerome-GWU.....	JR	12	70	5.83
4.	DIAGNE, Badou-COASTAL....	JR	12	69	5.75
5.	SMITH, Andrew-LIBERTY....	SR	11	55	5.00
6.	NWOGBO, Lotanna-LWU.....	JR	12	57	4.75
7.	SAUNDERS, Will-CSU.....	SR	8	36	4.50
8.	HAMER, Kyre'-CAMPBELL....	SO	10	42	4.20
9.	GOMBWER, Paul-CSU.....	SR	9	37	4.11
10.	COOKS, Xavier-WINTHROP...	FR	11	45	4.09
11.	NIMLEY, Saah-CSU.....	SR	9	36	4.00
12.	DAVIS, Jarvis-GWU.....	SR	12	47	3.92
13.	ANDOH, David-LIBERTY....	JR	11	43	3.91
	WALLACE, Devante-HPU.....	SR	11	43	3.91
15.	DOWNING, Jordan-PC.....	SR	12	46	3.83

MINUTES PLAYED

##	Player-Team	Cl	G	Minutes	Avg/G
1.	TAYLOR, Quincy-LWU.....	SR	9	296	32.89
	NIMLEY, Saah-CSU.....	SR	9	296	32.89
3.	ROWSEY, Andrew-AVL.....	SO	11	357	32.45
4.	HAMER, Kyre'-CAMPBELL....	SO	10	320	32.00
5.	JOHNSON, Shaquille-LWU...	JR	11	349	31.73
6.	ROBERTSON, David-AVL.....	SO	11	345	31.36
7.	WIGGINS, Shivaughn-COASTA	SO	12	376	31.33
8.	WALLACE, Devante-HPU.....	SR	11	342	31.09
9.	MOORE, Keon-WINTHROP.....	SR	11	341	31.00
10.	STRANGE, Tyler-GWU.....	SR	12	371	30.92

2014-2015 GARDNER-WEBB MEN'S BASKETBALL GAME NOTES

2014-15 Big South Conference Men's Basketball Team Statistics (ALL GAMES)

SCORING OFFENSE

## Team	G	W-L	Pts	Avg/G
1.Gardner-Webb.....	12	7-5	902	75.2
2.UNC Asheville.....	11	4-7	821	74.6
3.Winthrop.....	11	5-6	816	74.2
4.High Point.....	11	8-3	810	73.6
5.Charleston Southern.	9	5-4	649	72.1
6.Coastal Carolina....	12	9-3	842	70.2
7.Longwood.....	12	4-8	810	67.5
8.Radford.....	12	8-4	797	66.4
9.Campbell.....	11	5-6	723	65.7
10.Liberty.....	11	5-6	715	65.0
11.Presbyterian.....	12	4-8	720	60.0

SCORING MARGIN

## Team	G	OFF	DEF	Margin
1.Coastal Carolina....	12	70.2	53.8	+16.4
2.Charleston Southern.	9	72.1	66.3	+5.8
3.Winthrop.....	11	74.2	68.5	+5.7
4.Radford.....	12	66.4	61.8	+4.6
5.UNC Asheville.....	11	74.6	70.5	+4.2
6.Gardner-Webb.....	12	75.2	71.8	+3.4
7.Liberty.....	11	65.0	61.8	+3.2
8.High Point.....	11	73.6	70.5	+3.2
9.Campbell.....	11	65.7	63.9	+1.8
10.Longwood.....	12	67.5	74.7	-7.2
11.Presbyterian.....	12	60.0	68.2	-8.2

FIELD GOAL PERCENTAGES

## Team	G	FG	FGA	Pct
1.High Point.....	11	290	599	.484
2.Liberty.....	11	261	580	.450
3.Gardner-Webb.....	12	326	725	.450
4.Winthrop.....	11	285	645	.442
5.Longwood.....	12	292	661	.442
6.Presbyterian.....	12	276	628	.439
7.Campbell.....	11	256	590	.434
8.Coastal Carolina....	12	287	672	.427
9.Radford.....	12	278	651	.427
10.UNC Asheville.....	11	280	668	.419
11.Charleston Southern.	9	229	547	.419

3-POINT FIELD GOAL PERCENTAGES

## Team	G	FG	FGA	Pct
1.UNC Asheville.....	11	96	250	.384
2.Gardner-Webb.....	12	93	268	.347
3.Winthrop.....	11	87	251	.347
4.Coastal Carolina....	12	78	230	.339
5.Longwood.....	12	84	248	.339
6.Liberty.....	11	57	169	.337
7.High Point.....	11	58	176	.330
8.Campbell.....	11	75	234	.321
9.Presbyterian.....	12	53	168	.315
10.Charleston Southern.	9	78	253	.308
11.Radford.....	12	64	212	.302

REBOUNDING OFFENSE

## Team	G	Reb	Avg/G
1.Charleston Southern.	9	381	42.3
Coastal Carolina....	12	508	42.3
3.Liberty.....	11	421	38.3
4.Gardner-Webb.....	12	459	38.2
5.UNC Asheville.....	11	418	38.0
6.Winthrop.....	11	405	36.8
7.Radford.....	12	436	36.3
8.Campbell.....	11	378	34.4
9.Presbyterian.....	12	398	33.2
10.Longwood.....	12	387	32.2
11.High Point.....	11	339	30.8

SCORING DEFENSE

## Team	G	Pts	Avg/G
1.Coastal Carolina....	12	645	53.8
2.Liberty.....	11	680	61.8
3.Radford.....	12	742	61.8
4.Campbell.....	11	703	63.9
5.Charleston Southern.	9	597	66.3
6.Presbyterian.....	12	819	68.2
7.Winthrop.....	11	753	68.5
8.UNC Asheville.....	11	775	70.5
High Point.....	11	775	70.5
10.Gardner-Webb.....	12	861	71.8
11.Longwood.....	12	896	74.7

FREE THROW PERCENTAGES

## Team	G	FTM	FTA	Pct
1.UNC Asheville.....	11	165	221	.747
2.High Point.....	11	172	237	.726
3.Radford.....	12	177	244	.725
4.Longwood.....	12	142	206	.689
5.Winthrop.....	11	159	233	.682
6.Presbyterian.....	12	115	170	.676
7.Coastal Carolina....	12	190	290	.655
8.Liberty.....	11	136	211	.645
9.Campbell.....	11	136	219	.621
10.Gardner-Webb.....	12	157	266	.590
11.Charleston Southern.	9	113	192	.589

FIELD GOAL PCT DEFENSE

## Team	G	FG	FGA	Pct
1.Coastal Carolina....	12	219	620	.353
2.Liberty.....	11	239	619	.386
3.UNC Asheville.....	11	251	631	.398
4.Radford.....	12	263	659	.399
5.Charleston Southern.	9	200	498	.402
6.Winthrop.....	11	255	628	.406
7.Presbyterian.....	12	297	671	.443
8.Campbell.....	11	256	577	.444
9.High Point.....	11	275	614	.448
10.Gardner-Webb.....	12	322	716	.450
11.Longwood.....	12	313	637	.491

3-POINT FIELD GOAL PCT DEFENSE

## Team	G	FG	FGA	Pct
1.Liberty.....	11	60	226	.265
2.Coastal Carolina....	12	81	284	.285
3.Charleston Southern.	9	58	191	.304
4.UNC Asheville.....	11	66	212	.311
5.Radford.....	12	62	193	.321
6.Winthrop.....	11	73	216	.338
7.Campbell.....	11	62	181	.343
8.High Point.....	11	83	236	.352
9.Gardner-Webb.....	12	79	219	.361
10.Longwood.....	12	81	219	.370
11.Presbyterian.....	12	110	269	.409

REBOUNDING DEFENSE

## Team	G	Reb	Avg/G
1.Coastal Carolina....	12	362	30.2
2.Campbell.....	11	355	32.3
3.Presbyterian.....	12	396	33.0
4.Liberty.....	11	365	33.2
5.High Point.....	11	366	33.3
6.Longwood.....	12	408	34.0
7.Radford.....	12	410	34.2
8.Gardner-Webb.....	12	430	35.8
9.Charleston Southern.	9	323	35.9
10.Winthrop.....	11	415	37.7
11.UNC Asheville.....	11	434	39.5

2014-2015 GARDNER-WEBB MEN'S BASKETBALL GAME NOTES

2014-15 Big South Conference Men's Basketball Team Statistics (ALL GAMES)

ASSISTS

## Team	G	Assists	Avg/G
1.Gardner-Webb.....	12	208	17.33
2.High Point.....	11	165	15.00
3.UNC Asheville.....	11	153	13.91
4.Charleston Southern.	9	124	13.78
5.Campbell.....	11	149	13.55
6.Liberty.....	11	144	13.09
7.Winthrop.....	11	141	12.82
8.Radford.....	12	149	12.42
9.Presbyterian.....	12	142	11.83
10.Longwood.....	12	140	11.67
11.Coastal Carolina....	12	128	10.67

STEALS

## Team	G	Steals	Avg/G
1.UNC Asheville.....	11	91	8.27
2.Coastal Carolina....	12	97	8.08
3.Longwood.....	12	91	7.58
4.Campbell.....	11	83	7.55
5.Winthrop.....	11	82	7.45
6.Gardner-Webb.....	12	78	6.50
7.Charleston Southern.	9	58	6.44
8.High Point.....	11	69	6.27
9.Liberty.....	11	68	6.18
10.Radford.....	12	70	5.83
11.Presbyterian.....	12	58	4.83

TURNOVER MARGIN

##	Team	G	TEAM	Avg	OPP	Avg Margin	
1.	High Point.....	11	125	11.4	154	14.0	+2.64
2.	Winthrop.....	11	146	13.3	168	15.3	+2.00
3.	Coastal Carolina....	12	160	13.3	173	14.4	+1.08
4.	UNC Asheville.....	11	161	14.6	171	15.5	+0.91
5.	Gardner-Webb.....	12	157	13.1	161	13.4	+0.33
6.	Radford.....	12	152	12.7	151	12.6	-0.08
7.	Charleston Southern.	9	122	13.6	121	13.4	-0.11
8.	Campbell.....	11	141	12.8	138	12.5	-0.27
9.	Longwood.....	12	210	17.5	192	16.0	-1.50
10.	Presbyterian.....	12	176	14.7	132	11.0	-3.67
11.	Liberty.....	11	190	17.3	149	13.5	-3.73

ASSIST/TURNOVER RATIO

## Team	G	Asst	Avg Turn	Avg	Ratio	
1.Gardner-Webb.....	12	208	17.3	157	13.1	1.32
2.High Point.....	11	165	15.0	125	11.4	1.32
3.Campbell.....	11	149	13.5	141	12.8	1.06
4.Charleston Southern.	9	124	13.8	122	13.6	1.02
5.Radford.....	12	149	12.4	152	12.7	0.98
6.Winthrop.....	11	141	12.8	146	13.3	0.97
7.UNC Asheville.....	11	153	13.9	161	14.6	0.95
8.Presbyterian.....	12	142	11.8	176	14.7	0.81
9.Coastal Carolina....	12	128	10.7	160	13.3	0.80
10.Liberty.....	11	144	13.1	190	17.3	0.76
11.Longwood.....	12	140	11.7	210	17.5	0.67

OFFENSIVE REBOUNDS

## Team	G	No.	Avg/G
1.Coastal Carolina....	12	182	15.17
2.Charleston Southern.	9	128	14.22
3.UNC Asheville.....	11	133	12.09
4.Gardner-Webb.....	12	141	11.75
5.Radford.....	12	140	11.67
6.Winthrop.....	11	128	11.64
7.Liberty.....	11	123	11.18
8.Longwood.....	12	129	10.75
9.Campbell.....	11	114	10.36
10.Presbyterian.....	12	115	9.58
11.High Point.....	11	102	9.27

DEFENSIVE REBOUNDS

## Team	G	No.	Avg/G
1.Charleston Southern.	9	253	28.11
2.Coastal Carolina....	12	326	27.17
3.Liberty.....	11	298	27.09
4.Gardner-Webb.....	12	318	26.50
5.UNC Asheville.....	11	285	25.91
6.Winthrop.....	11	277	25.18
7.Radford.....	12	296	24.67
8.Campbell.....	11	264	24.00
9.Presbyterian.....	12	283	23.58
10.High Point.....	11	237	21.55
11.Longwood.....	12	258	21.50

DEFENSIVE REB PCT.

## Team	G	D-Reb	O-Reb	D-Reb%
1.Campbell.....	11	264	83	0.761
2.Charleston Southern.	9	253	84	0.751
3.Coastal Carolina....	12	326	109	0.749
4.Gardner-Webb.....	12	318	120	0.726
5.Liberty.....	11	298	130	0.696
6.Presbyterian.....	12	283	126	0.692
7.Radford.....	12	296	141	0.677
8.Longwood.....	12	258	128	0.668
9.UNC Asheville.....	11	285	144	0.664
10.Winthrop.....	11	277	143	0.660
11.High Point.....	11	237	128	0.649

OFFENSIVE REB PCT.

## Team	G	O-Reb	D-Reb	O-Reb%
1.Coastal Carolina....	12	182	253	0.418
2.Charleston Southern.	9	128	239	0.349
3.Liberty.....	11	123	235	0.344
4.Radford.....	12	140	269	0.342
5.Winthrop.....	11	128	272	0.320
6.Longwood.....	12	129	280	0.315
7.UNC Asheville.....	11	133	290	0.314
8.Gardner-Webb.....	12	141	310	0.313
9.High Point.....	11	102	238	0.300
10.Presbyterian.....	12	115	270	0.299
11.Campbell.....	11	114	272	0.295


3-POINT FIELD GOALS MADE

## Team	G	3FG	Avg/G
1.UNC Asheville.....	11	96	8.73
2.Charleston Southern.	9	78	8.67
3.Winthrop.....	11	87	7.91
4.Gardner-Webb.....	12	93	7.75
5.Longwood.....	12	84	7.00
6.Campbell.....	11	75	6.82
7.Coastal Carolina....	12	78	6.50
8.Radford.....	12	64	5.33
9.High Point.....	11	58	5.27
10.Liberty.....	11	57	5.18
11.Presbyterian.....	12	53	4.42

TEAM SUMMARIES

Team	G	PF-PA	Avg Score	Margin	FG-FGA	Pct	3FG-FGA	Pct	FT-FTA	Pct	RebF	RebA	Margin
Campbell.....	11	723-703	65.7-63.9	+1.8	256-590	.434	75-234	.321	136-219	.621	378	355	+2.1
Charleston Southern.	9	649-597	72.1-66.3	+5.8	229-547	.419	78-253	.308	113-192	.589	381	323	+6.4
Coastal Carolina....	12	842-645	70.2-53.8	+16.4	287-672	.427	78-230	.339	190-290	.655	508	362	+12.2
Gardner-Webb.....	12	902-861	75.2-71.8	+3.4	326-725	.450	93-268	.347	157-266	.590	459	430	+2.4
High Point.....	11	810-775	73.6-70.5	+3.2	290-599	.484	58-176	.330	172-237	.726	339	366	-2.5
Liberty.....	11	715-680	65.0-61.8	+3.2	261-580	.450	57-169	.337	136-211	.645	421	365	+5.1
Longwood.....	12	810-896	67.5-74.7	-7.2	292-661	.442	84-248	.339	142-206	.689	387	408	-1.8
Presbyterian.....	12	720-819	60.0-68.2	-8.2	276-628	.439	53-168	.315	115-170	.676	398	396	+0.2
Radford.....	12	797-742	66.4-61.8	+4.6	278-651	.427	64-212	.302	177-244	.725	436	410	+2.2
UNC Asheville.....	11	821-775	74.6-70.5	+4.2	280-668	.419	96-250	.384	165-221	.747	418	434	-1.5
Winthrop.....	11	816-753	74.2-68.5	+5.7	285-645	.442	87-251	.347	159-233	.682	405	415	-0.9


2014-2015 GARDNER-WEBB TV/RADIO CHART



#2 | Tyler Strange
Sr. | Guard | 5-10 | 185
Leominster, Massachusetts



#4 | Harold McBride
Jr. | Guard | 6-0 | 175
Bronx, New York



#5 | Dylan Poston
Jr. | Guard | 6-4 | 190
Myrtle Beach, S.C.



#11 | David Efiayayi
Fr. | Guard | 6-2 | 170
Orlando, Florida



#14 | Brandon Miller
Fr. | F/C | 6-6 | 240
Orlando, Florida



#15 | Jarvis Davis
RSr. | Guard | 6-0 | 180
Columbia, South Carolina



#20 | Tyrell Nelson
So. | Center | 6-7 | 235
Charlotte, North Carolina



#21 | Herve Aholode
Jr. | Forward | 6-6 | 235
Cotonou, Benin



#23 | Adonis Burbage
R.Jr. | Guard | 6-5 | 200
Orlando, Florida



#24 | Isaiah Ivey
Jr. | Guard | 6-2 | 190
Georgetown, Kentucky



#30 | Adam Sweeney
Sr. | Guard | 5-10 | 180
Madison, Ohio



#32 | Jonovan Watts
Fr. | Forward | 6-6 | 190
Durham, North Carolina



#33 | Corey Hensley
Sr. | Center | 6-8 | 220
Candler, North Carolina



#34 | Jerome Hill
Jr. | Forward | 6-5 | 225
Adel, Georgia




#54 | L'Hassane Niangane
Fr. | Center | 6-10 | 240
Chalon, France



Tim Craft
Head Coach
Second Season



Jeremy Luther
Assistant Coach
Second Season



Paul Hemrick
Assistant Coach
Fourth Season



DeAntoine Beasley
Assistant Coach
First Season



Andrew Tulowitzky
Director of Operations
Second Season