



# PURDUE

## FOOTBALL

**PURDUE** ATHLETICS COMMUNICATIONS

Mackey Arena, Room 2235 / 900 John R. Wooden Dr. / West Lafayette, Ind. 47907



### GAME 11

#### Purdue at Iowa

Saturday, Nov. 21, 2015, Noon ET  
Kinnick Stadium (70,585)  
Iowa City, Iowa

### THE BROADCASTS

**TV:** ESPN2

**Beth Mowins**, Play-by-Play  
**Anthony Becht**, Analyst  
**Paul Carcaterra**, Sideline

**RADIO:** Purdue Sports Properties

**Tim Newton**, Play-by-Play

**Pete Quinn**, Analyst

**Kelly Kitchel**, Sideline

**Rob Blackman**, Producer

**Scott Fenstermaker**, Engineer

**SIRIUS:** Channel 135

**XM:** Channel 195

### SCHEDULE/RESULTS

Date	Opponent	TV	Result
Sept. 6	at Marshall	Fox Sports 1	L, 31-41
Sept. 12	Indiana State	ESPNews	W, 38-14
Sept. 19	Virginia Tech	ESPNU	L, 24-51
Sept. 26	Bowling Green	BTN	L, 28-35
Oct. 3	at No. 2 Michigan St.	ESPN2	L, 21-24
Oct. 10	Minnesota	ESPNU	L, 13-41
Oct. 17	at Wisconsin	BTN	L, 7-24
Oct. 31	Nebraska	ESPNU	W, 55-45
Nov. 7	Illinois	BTN	L, 14-48
Nov. 14	at No. 24 Northwestern	BTN	L, 14-21
Nov. 21	at No. 6 Iowa	ESPN2	Noon
Nov. 28	Indiana	BTN	Noon

### ATHLETICS COMMUNICATIONS

**Assoc. Director, Football** ..... Matt Rector  
..... Rector@Purdue.edu  
..... 765-494-3196 (o); 765-237-1330 (c)  
**Asst. Director, Secondary FB** ..... Matt Staudt  
..... mstaudt@Purdue.edu  
..... 765-496-7842 (o); 765-414-1984 (c)  
**Website** ..... PurdueSports.com  
**Facebook** ..... Facebook.com/PurdueSports  
**Twitter** ..... @BoilerFootball  
**Instagram** ..... @BoilerFootball

## Purdue heads to Iowa City for the first time since 2012

*The last time at Iowa, the Boilermakers won on a last-second field goal.*

### THE GAME

- Purdue heads to Iowa for the 86th meeting between the schools.
- Purdue last beat a ranked Iowa team in 2003, when the No. 16 Boilermakers defeated the No. 10 Hawkeyes 27-14 in West Lafayette.
- Purdue is 3-11 against a ranked Iowa team in program history.
- Purdue defeated Iowa 27-24 the last time the two teams met in Iowa City. Paul Griggs hit a 46-yard field goal as time expired in 2013.
- The last time Purdue faced an undefeated team in November was Nov. 2, 2013, when 8-0 Ohio State defeated Purdue 56-0.
- The last time Purdue faced a 10-0 team was Nov. 9, 2002, when No. 3 Ohio State defeated the Boilermakers 10-6.
- Purdue scored a touchdown on its first offensive play from scrimmage last week - a 68-yard touchdown pass from David Blough to D-monique Young. It is the longest play Northwestern has allowed all season.
- Blough has three touchdown passes of 60+ yards this season. He is the only Big Ten quarterback with multiple TD passes of 60+ yards.
- Purdue is looking for its first win over a ranked team since beating No. 23 Illinois in 2011.
- Purdue is 2-9-1 all-time against teams ranked No. 6 in the country.
- Purdue is playing its second ESPN2 game of the season. The previous time the Boilermakers played on that network was at then-No. 2 Michigan State.
- David Blough is scheduled to make his eight straight start, which will give him the most consecutive starts by a Purdue quarterback in the same season since Caleb TerBush started 13 games in 2011.

### TEAM COMPARISON



**Record** ..... 2-8 (1-5)  
**Conference** ..... Big Ten  
**Pts/Gm** ..... 24.5  
**Opp Pts/Gm** ..... 34.4  
**Rush Yds/Gm** ..... 128.9  
**Pass Yds/Gm** ..... 224.3  
**Total Def/Gm** ..... 445.4  
**Ret. Starters** ..... 16



**Record** ..... 10-0 (6-0)  
**Conference** ..... Big Ten  
**Pts/Gm** ..... 33.6  
**Opp Pts/Gm** ..... 18.4  
**Rush Yds/Gm** ..... 211.7  
**Pass Yds/Gm** ..... 209.7  
**Total Def/Gm** ..... 314.2  
**Ret. Starters** ..... 12

### 2015 STAT COMPARISON

#### PASSING

**#11 David Blough**  
166-288, 1,565 yds,  
10 TDs, 8 INTs

#### RUSHING

**#8 Markell Jones**  
128 carries, 692 yds, 8 TD

#### RECEIVING

**#7 DeAngelo Yancey**  
32 catches, 522 yds, 5 TD

#### DEFENSE

**#3 Leroy Clark**  
69 tackles, 1 TFL, 2 INT,  
8 PBU

#### PASSING

**#16 C.J. Beathard**  
163-267, 2,044 yds,  
10 TDs, 3 INTs

#### RUSHING

**#33 Jordan Canzeri**  
146 carries, 729 yds, 9 TD

#### RECEIVING

**#89 Matt VandeBerg**  
55 catches, 587 yds, 2 TD

#### DEFENSE

**#43 Josey Jewell**  
90 tackles, 6.0 TFL, 2.5  
sacks, INT, FF, FR

### THE SERIES

Purdue leads the series 46-36-3. The Hawkeyes have won the last two in the series, though the Boilermakers won the last time the teams met in Iowa City.

### POSTGAME MEDIA INFO

The Purdue locker room will remain closed following all football games. Media should request players through Matt Rector of the Purdue Athletics Communications staff during the fourth quarter.

Purdue head coach Darrell Hazell and four select players will address the media in the designated media room. Assistant coaches will not be available.





## MEDIA AVAILABILITY

<u>Monday</u>	<u>Tuesday</u>	<u>Wednesday</u>	<u>Thursday</u>	<u>Saturday</u>	<u>Sunday</u>	<u>Monday</u>
12:30 p.m. ET Head coach Darrell Hazell in his office in Mollenkopf (in-person only)	Noon - 12:45 ET Coach Hazell press conference and teleconference in All-American Dining Hall  1:20 Coach Hazell on B1G Conference Call  After Practice Requested assistant coaches and players (limit six players)	After Practice Coach Hazell and requested assistant coaches and players (limit six players)	No availability - Coach Hazell Radio Show at 6 p.m. at Puccini's  <b>Friday</b>  No availability	GAME DAY Noon ET Purdue at Iowa  Postgame Coach Hazell and four requested players in the media room	No availability	12:30 p.m. ET Head coach Darrell Hazell in his office in Mollenkopf (in-person only)

## THIS DATE IN BOILERMAKER HISTORY

- Purdue is 9-4-2 all-time on Nov. 21, including 4-2-1 on the road.
- All 15 of Purdue's Nov. 21 games have been against Indiana.
- Purdue has won three in a row on Nov. 21.

## CONNECTING THE SCHOOLS

- Purdue senior defensive tackle Ryan Watson and Iowa redshirt freshman linebacker Eric Grimm both attended Our Lady of Good Counsel High School in Maryland.
- Purdue junior defensive tackle Jake Replogle and Iowa sophomore defensive lineman Brant Gressel were teammates at Centerville High School in Ohio.
- Purdue sophomore linebacker Ja'Whaun Bentley and Iowa senior defensive lineman Darian Cooper both attended DeMatha Catholic High School in Maryland.

## SERIES INFORMATION

- Series record: Purdue leads 46-36-3 (First meeting: 1910 / Last meeting: 2014)
- Purdue points: 1,615
- Iowa points: 1,442
- Series record in West Lafayette: Purdue leads 27-16-1
- In Ross-Ade Stadium: Purdue leads 26-14-1
- Series record in Iowa City: Iowa leads 20-19-2
- In Kinnick Stadium: Purdue leads 19-16-2
- Games decided by 3 points or less: Series tied 4-4-3
- Games decided by 7 points or less: Purdue leads 17-13-3
- Longest Purdue win streak: 20 (1961-1980)
- Longest Iowa win streak: 9 (1983-

1991)

- Current streak: Iowa 2
- Largest Purdue victory: 58-13 in 1980
- Largest Iowa victory: 40-3 in 1984
- Last Purdue home victory: 2007
- Last Purdue road victory: 2012
- Last Iowa home victory: 2008
- Last Iowa road victory: 2014

## FIRST(S) AND 10

- Purdue scored on its first offensive play of the game for the first time since 2012 when the Boilermakers did so at No. 7 Ohio State.
- Purdue's touchdown on its first play of the game marks the third game in a row in which the Boilermakers have scored a touchdown on their first play of an offensive series.
- Domonique Young's 68-yard touchdown reception on Purdue's first offensive play was his first receiving touchdown as a Boilermaker.
- In his first career start, Brandon Robert recorded his first career interception last week at Northwestern.
- David Blough ranks first in the Big Ten among quarterbacks with touchdown passes of 60+ yards. He has three this season, while no other quarterback in the conference has more than one.
- Blough's touchdown pass to Young gave him at least one touchdown, passing or rushing, in all of his first seven starts.
- Purdue is looking for its first win over a ranked team since 2011.
- Robert Gregory recovered his first fumble of the season last Saturday at Northwestern. Gregory now has two recoveries for his career.
- Saturday's game against No. 6 Iowa marks the first time since 1999 that Purdue has played two top-6 teams

## THE DARRELL HAZELL FILE



Darrell Hazell was named the 35th head coach in Purdue football history on Dec. 5, 2012. He signed a six-year contract with the Boilermakers. Hazell is in his third year at

Purdue, after spending two seasons as the head coach at Kent State.

Hazell (HAY-zull) was named the 2012 Mid-American Conference Coach of the Year after leading Kent State to arguably its most successful season ever, with an 11-3 record and MAC East Division championship. The 11 wins set a school record.

Prior to his time at Kent State, Hazell spent seven seasons at Ohio State, where he served as an assistant head coach and wide receivers coach under Jim Tressel. Hazell has spent 28 years in the college coaching ranks, and has previous stints as Rutgers (2001-03), West Virginia (1999-2000), the U.S. Military Academy (1997-98), Western Michigan (1995-96), Pennsylvania (1992-94), Eastern Illinois (1988) and Oberlin (1986-87, 1989-91).

Hazell graduated in 1986 from Muskingum College with a B.A. in speech communications and business. He was a three-time all-conference selection as a wide receiver and an All-American as a senior.

A native of Cinnaminson, N.J., Hazell (born April 14, 1964) and Annmarie have a son, Kyle.

## HAZELL'S HEAD COACHING RECORD

Year	School	Overall	Conf.
2011	Kent State	5-7	4-4
2012	Kent State	11-3	8-0
2013	Purdue	1-11	0-8
2014	Purdue	3-9	1-7
2015	Purdue	2-8	1-5
Totals	Four+ Years	22-38	14-28





## PURDUE FOOTBALL QUICK FACTS

Location ..... West Lafayette, Ind.  
 Founded ..... May 6, 1869  
 Conference ..... Big Ten  
 Colors ..... Old Gold and Black  
 Nickname ..... Boilermakers  
 President ..... Mitchell E. Daniels Jr.  
 Athletics Director ..... Morgan J. Burke

First Season ..... 1887  
 All-Time Record ..... 598-542-48  
 All-Time Big Ten Record ..... 322-379-32  
 First Team All-Americans ..... 45 players, 51 times  
 First Team All-Big Ten ..... 132 players, 171 times  
 Bowl Appearances ..... 17  
 Bowl Wins ..... 9

Head Coach ..... Darrell Hazell  
 Alma Mater ..... Muskingum, 1986  
 Career Record (Years) ..... 22-38 (Fifth)  
 Purdue Record (Years) ..... 6-28 (Third)

2014 Record ..... 3-9  
 2014 Big Ten Record/Finish ..... 1-7/Seventh (West)  
 2014 Bowl Game ..... None  
 2014 Bowl Result ..... N/A

## BIG TEN STANDINGS

School	WEST	Overall
	Big Ten	
Iowa	6-0	10-0
Wisconsin	5-1	8-2
Northwestern	4-2	8-2
Nebraska	3-4	5-6
Illinois	2-5	5-5
Minnesota	1-5	4-6
<b>Purdue</b>	<b>1-5</b>	<b>2-8</b>

School	EAST	Overall
	Big Ten	
Ohio State	6-0	10-0
Michigan State	5-1	9-1
Michigan	5-1	8-2
Penn State	4-2	7-3
Rutgers	1-6	3-7
Indiana	0-6	4-8
Maryland	0-6	2-8

## NCAA TEAM RANKINGS

Purdue vs. Iowa  
2015 Stats

	PUR	IOWA
Rushing Offense	113	28
Passing Offense	68	82
Total Offense	101	47
Scoring Offense	97	38
Rushing Defense	112	9
Pass Efficiency Defense	74	15
Total Defense	100	15
Scoring Defense	107	16
Net Punting	88	58
Punt Returns	67	21
Kickoff Returns	117	24
Turnover Margin	t-81	t-7
Time of Possession	113	6

There are 128 teams in the FBS.

in the country in the same regular season (also No. 2 Michigan State). Purdue scored on its first possession of each half for the first time since last season against Wisconsin when the Boilermakers made field goals to start both halves.

## DAVID BLOUGH

- David Blough was named the starter on Tuesday, Sept. 22, prior to Purdue's game against Bowling Green.
- Blough is Purdue's 10th different starting quarterback since the 2008 season.
- Blough was named the Big Ten Offensive Player of the Week on Nov. 2, after completing 28 of 43 passes for 274 yards and four touchdowns, against zero interceptions, and added 82 yards and a touchdown on the ground against Nebraska.
- Blough was also named one of eight Manning Stars of the Week, which recognizes eight quarterbacks for their performances each week, after that game.
- Blough's five touchdowns accounted for is the most by a Boilermaker since Curtis Painter against Indiana in 2008.
- Blough picked up his first win as a starting quarterback against Nebraska.
- Blough completed 29 passes against Illinois, the third time he has completed at least 28 in a game this season. He is the first Purdue quarterback to have three 28+ completion games in a season since Curtis Painter in 2007.
- Blough connected with DeAngelo Yancey for an 83-yard touchdown against Nebraska, Purdue's longest play of the season and the longest pass by a Big Ten quarterback this season.
- In his first start, against Bowling Green, Blough was 29-39 for 340 yards and two touchdowns, with one interception, which came with three seconds left.
- Blough is one of just three freshmen in school history to throw for 300+ yards in his first career start.
- Blough is the first quarterback, and freshman, at Purdue to throw for at least 300 yards since Danny Etling at Indiana in 2013.
- Blough is Purdue's first quarterback to complete 74 percent or more of his passes (with multiple attempts) since Austin Appleby did so against Illinois in his first career start last season (15-20, 75 percent).
- Blough scored his first career rush-

ing touchdown against Bowling Green. He snuck it in from one yard out on fourth down to tie the score at 7.

- Blough accounted for 351 yards and three touchdowns in his first career start.
- Blough is the 20th quarterback in Purdue history to have a 300+ yard passing game.
- Blough's 340 passing yards rank fifth-most in a single game by a Purdue freshman.
- Blough's 340-yard passing effort was the 52nd time in program history a Purdue quarterback has thrown for at least as many yards.
- Blough has thrown or rushed for at least one touchdown in all seven of his starts.
- Blough has three touchdown passes of 60+ yards this season, the only quarterback in the Big Ten with more than one.
- Blough is scheduled to make his eighth consecutive start Saturday, which will give him the most consecutive starts in the same season by a Purdue quarterback since 2011.
- Blough was recruited to Purdue in 2014 and redshirted last season.
- He was a three star prospect out of Carrollton, Texas, and was named an Elite 11 quarterback.
- Blough amassed 57 total touchdowns in his high school career at Creekview High School, and threw for more than 5,800 yards in three seasons.
- Blough was the top quarterback at the Elite 11 camp in 2013 after the initial list was revealed.
- The 2013 Elite 11 include:
  - Sean White**, who was named the Auburn Tigers' starter the same day as Blough.
  - Kyle Allen**, who is the starter at Texas A&M.
  - Will Grier**, who is the starter at Florida.
  - Jerrod Heard**, who is the starter at Texas.
  - Brad Kaaya**, who is the starter at Miami (Fl.).
  - Deshaun Watson**, who is the starter at Clemson.
  - DeShone Kizer** was at the Elite 11 camp, but did not finish in the final 11. He is the starter at Notre Dame.
- Blough saw his first career action against Indiana State. He was 0 for 1 passing and had one rush for one yard.
- Blough is the third quarterback in the last three years to take over the reins mid-season.







- The last Purdue quarterback to start every game in a season was Caleb TerBush in 2011. Including the 2008 season, just two quarterbacks have started every game in a season since (also Joey Elliott in 2009).
- Blough was nominated for The Wuerffel Trophy, which is awarded to the college football player who best demonstrates excellence in community service and academic and athletic achievement.

#### WHAT BROWN CAN DO FOR YOU

- Senior cornerback Anthony Brown had zero interceptions through his first three seasons as a Boilermaker.
- That has changed significantly this season, especially after Purdue's win over Nebraska.
- Brown had the hat trick, pulling in three interceptions against the Huskers, two of which led to Boilermaker touchdowns.
- Brown was named the Big Ten Defensive Player of the Week after the game, Purdue's first since Kawann Short in 2012.
- Brown's three picks marked the first time a Boilermaker had three in a game since 1997 when Mike Rose did so against Northwestern.
- Brown is the only Big Ten player with three interceptions in a game this season and one of just six players in the country with three in a game this year.
- Brown is just one interception shy of cracking Purdue's top eight, where there is a 14-way tie, for most interceptions in a season.
- Brown also has 52 tackles and four PBUs this season.

#### B1G RANKED

- Purdue is second in the Big Ten in interceptions with 12 on the season, including two at Northwestern.
- Purdue has attempted 33 fourth downs this season, 11 more than any other Big Ten team.
- The Boilermakers have converted 17 fourth downs this season, seven more than any other Big Ten team.
- Purdue has committed 52 penalties this season, tied for second fewest in the Big Ten.
- Purdue's opponents have committed 75 penalties this season, the second most in the conference.
- Purdue has 19 takeaways this season, tied for third most in the conference.
- Purdue is fifth in the conference in red zone defense, allowing points on just 80.4 percent of occasions.

- David Blough accounted for five touchdowns against Nebraska, tied for the most in the Big Ten by a single player this season.
- Blough's four touchdown passes against Nebraska are tied for the second most by a Big Ten quarterback this season. Austin Appleby also had four touchdown passes in a game this season – vs. Indiana State.
- Blough's 83-yard touchdown pass to DeAngelo Yancey vs. Nebraska is the longest pass by a Big Ten quarterback this season.
- Yancey's 83-yard touchdown reception is the longest reception by a Big Ten player this season.
- Paul Griggs' eight attempted extra points are tied for the second most in a game by a Big Ten kicker this season. His seven makes are also tied for the second most.
- Anthony Brown's three interceptions against Nebraska are the most by a Big Ten player in a single game this season.
- Purdue's four interceptions against Nebraska were the most by a Big Ten team in a single game this season.
- Purdue's five turnovers caused against Nebraska are tied for the most by a team in the conference this season.
- Purdue has eight interceptions in Big Ten play this season, tied for the second most in the conference this season.
- Purdue has committed just 24 penalties in Big Ten season, which is the fewest in the conference by five.
- Purdue has scored on 13 of 14 trips into the red zone during Big Ten play, all touchdowns, good for third best percentage in the league.
- Danny Anthrop's 10 receptions against Nebraska are tied for the second most in a conference game by a Big Ten receiver this season.
- Griggs' eight extra point attempts against Nebraska are the most by a Big Ten kicker in a conference game this season.
- Frankie Williams averaged 29.5 yards per punt return against Illinois, the best by any Big Ten player in conference play this season.
- Purdue's 55 points against Nebraska are tied for the most by a Big Ten team in a conference game this season.
- Purdue's eight touchdowns scored against Nebraska are tied for the most by a Big Ten team in a conference game this season.

#### WHERE ARE THEY?

##### IN THE PRESS BOX



**GREG HUDSON**  
Defensive Coordinator



**JOHN SHOOP**  
Offensive Coordinator




**TERRY MALONE**  
Tight Ends

##### On The Sidelines



**DARRELL HAZELL**  
Head Coach



**JIM BRIDGE**  
Offensive Line




**RUBIN CARTER**  
Defensive Line



**MARCUS FREEMAN**  
Linebackers



**TAVER JOHNSON**  
Defensive Backs



**GERAD PARKER**  
Wide Receivers



**JAFAR WILLIAMS**  
Running Backs

*Note: Graduate Assistants John Nussman, Zach Opsal, Mark Sheridan and Camden Wentz are in the press box.*



## COUNTDOWN TO KICKOFF

- 12** Among freshmen quarterbacks in FBS, David Blough ranks 12th in completion percentage (.576).
- 11** Blough is 11th among FBS freshmen with 10 touchdown passes this season.
- 10** Frankie Williams picked off the 10th pass of his career last week, which ranks him ninth in program history.
- 9** On Iowa's ninth play of the game against Purdue last season, including two punts, Frankie Williams picked off C.J. Beathard and returned it 39 yards for a touchdown.
- 8** David Blough is scheduled to make his eighth consecutive start at quarterback on Saturday, which will give him the most consecutive starts in a single season since 2011.
- 7** Purdue's defense has recovered seven fumbles and has 12 interceptions for 19 takeaways this season. That number matches the total number of takeaways Purdue had each of the last two years.
- 6** Purdue last beat a team ranked No. 6 in the country on Nov. 11, 1961 when the Boilermakers beat the Spartans 7-6.
- 5** In 1973, Mike Northington set the Purdue school record with five rushing touchdowns against Iowa.
- 4** In 1977, Reggie Arnold set the Purdue school record with four receiving touchdowns against Iowa.
- 3** Three of the top four team rushing performances in program history, including the top two, are against Iowa.
- 2** After picking off two passes last week against Northwestern, Purdue now has 12 for the season, which ranks second in the Big Ten.
- 1** Domonique Young had his first career 100+ yard receiving game against Northwestern, aided by a 68-yard touchdown reception, his first as a Boilermaker.
- 0** From 1961 to 1981, Purdue had 0 losses against Iowa (20-0).

## YOUNG, TALENTED RUNNING BACKS

- Purdue's top two running backs both recorded their first career carry in the season opener at Marshall.
- D.J. Knox (So.)** rushed 22 times for 102 yards and scored the first touchdown of the season for Purdue from four yards out in the first quarter.
- Knox is the first Boilermaker to rush for 100+ yards in his first career start in a season opener since Raheem Mostert did so last year, and the second since Ralph Bolden's first start during his sophomore season in 2009.
- Knox is the first Boilermaker to rush for over 100 yards in his first season-opening game carrying the ball for Purdue since Mel Gray rushed for 104 yards against Stanford in 1982.
- Knox followed up the performance with 91 yards on 16 carries against Indiana State.
- Knox has 96 carries for 348 yards, 3.6 yards per carry, and two touchdowns this season.
- Markell Jones (Fr.)** had 12 carries for 72 yards, including a 36-yard touchdown in the third quarter, at Marshall.
- Jones had 67 yards on 14 carries, including a touchdown, against Indiana State.
- Jones had a 60-yard touchdown run against Virginia Tech, which was then Purdue's longest offensive play this season.
- Jones had his first career start at Michigan State and rushed 22 times for 157 yards, 7.1 yards per carry, and two touchdowns, including a 68-yarder in the fourth quarter. That run is Purdue's longest rushing play this season.
- Jones started his career with 62 straight carries before his first for loss.
- Jones broke Purdue's all-time true freshman rushing record with 157 yards on the ground at Michigan State. The previous record was 146 by Mike Northington at Iowa on Nov. 3, 1973.
- Jones made his second career start against Nebraska and rushed for 92 yards on 23 carries, including two touchdowns. Jones also caught five passes for 51 yards.
- Jones averages 5.4 yards per carry for the season.
- Jones had the second-most rushing yards in the Big Ten in week five. He rushed for 157 yards on 22 carries, a 7.1 average, and scored two touchdowns at Michigan State.

- Only Ohio State junior Ezekiel Elliott rushed for more in week five, as he had 274 yards on the ground at Indiana.
- His 157 yards at Michigan State is tied for the 45th-best rushing performance in program history.
- Only 18 Boilermakers, including 17 running backs, have rushed for more yards in a game than Jones did against Michigan State.
- Jones had the second-most points scored in week five in the Big Ten with 12.
- Knox led Purdue in receptions at Marshall, while Jones did so against Indiana State.
- Knox and Jones touched the ball a combined 40 times and did not have a single negative play at Marshall.
- Knox and Jones both hit the century mark rushing in their first career start this season.
- Jones has rushed 128 times for 692 yards and eight touchdowns.
- Jones leads the team with nine touchdowns this season, including eight on the ground. His eight on the ground are tied for third most by a freshman in the NCAA this season.

## FRESHMEN PILOTING THE OFFENSE

- Redshirt freshman **David Blough** took over as Purdue's starting quarterback prior to the team's game against Bowling Green.
- True freshman running back **Markell Jones** made his first career start at Michigan State.
- Not only are Blough and Jones freshmen who have started at offensive skill positions, both are working to become pilots.
- Jones is working on a degree in aviation technology, while Blough picked it up over the summer with the intention to major, before deciding on another field. Blough is in enough classes to obtain his private pilot's license.
- Blough and Jones both flew all summer, including solo flights, while balancing football workouts.
- In Blough's first career start, he had the fifth-best all-time performance by a Purdue freshman, throwing for 340 yards and two touchdowns.
- In Jones' first start, at No. 2 Michigan State, he rushed for a Purdue true-freshman record 157 yards and two touchdowns.
- True freshman starting long snapper Ben Makowski is also working towards his pilot's license in aviation technology.



**BREAKING DOWN THE PRODUCTION**

- Purdue's starting quarterback is redshirt freshman David Blough. He has started seven straight games heading into Saturday, which is tied for the most consecutive in a single season by a Purdue quarterback since 2011.
- Purdue's leading rusher is true freshman Markell Jones.
- Sophomore D.J. Knox is Purdue's second-leading rusher.
- Junior DeAngelo Yancey leads the team in receiving yards.
- Purdue has scored 245 points this season, including 204 by position players (non-kicking). Here is the breakdown:

**Freshmen:** 90**Sophomores:** 30**Juniors:** 66**Seniors:** 59\*

\*41 points by kicker Paul Griggs

- Freshmen offensive linemen Martesse Patterson and Kirk Barron have seen regular playing time, including one start by Patterson.
- Sophomore Gregory Phillips has two touchdown receptions this season, including a 62-yarder against Bowling Green.
- Sophomore linebacker Ja'Whaun Bentley was the team's leading tackler, prior to a season ending injury.
- Purdue's defense has 61 tackles for loss this season. Here is the breakdown:

**Freshmen:** 0.0**Sophomores:** 26.0**Juniors:** 27.5**Seniors:** 7.5**NOT YOUR AVERAGE FRESHMAN**

- Purdue freshman Jarrett Burgess turned 25 on August 25.
- Burgess played five seasons of minor league baseball after being selected in the sixth round of the 2008 Major League Baseball draft by the Seattle Mariners.
- Burgess played outfield and pitched, throwing 97 miles per hour off the mound, during his career in rookie and 'A' ball.
- Burgess came to Purdue during the summer after not playing organized football for more than 10 years, as he did not play in high school.
- Burgess comes from a football-heavy family, as his dad, Fernando, was a wide receiver for the New York Jets and Miami Dolphins, and his uncle James Burgess, played two seasons as a linebacker for the San Diego Chargers. Jarrett's cousin, James Jr., is a senior linebacker at

Louisville.

- Against Virginia Tech, Burgess had his first career touch with a 29-yard rush, which set up a field goal, to the game at 17.
- Burgess scored his first career touchdown, and first touchdown in more than a decade, as he did not play high school football, against Bowling Green on a 5-yard plunge in the third quarter.
- Burgess is not the only football player in the country that began their professional career in another sport:
- Hayden Hurst, a 22-year-old freshman tight end for South Carolina played baseball in the Pittsburgh Pirates organization prior to playing for the Gamecocks.
- Morgan James, a 25-year-old freshman offensive lineman for Cincinnati, played minor league hockey prior to joining the Bearcats football team.
- Melvin Ray, a 26-year-old senior wide receiver for Auburn, was a 33rd-round draft pick of the Los Angeles Dodgers in 2008.
- Tyler Stovall, a 26-year-old sophomore wide receiver and holder for Auburn, was a second-round draft pick of the Atlanta Braves in the 2008 MLB draft. He also played in the Kansas City Royals system.
- Andy Phillips, a 26-year-old junior kicker at Utah, spent five years after high school competing on the U.S. National Ski Team as an alpine racer.
- Wallace Gonzalez, a 22-year-old redshirt freshman tight end at Utah, spent three seasons in the Houston Astros' organization after being selected in the 29th round of the 2011 MLB draft.

**MOVING UP PURDUE'S RANKINGS**

- Paul Griggs has made 29 field goals in his career, which ranks sixth in program history. He is two shy of fifth.
- Griggs scored two points against Northwestern, which gives him 188 points for his career. That is tied for 10th in program history.
- Frankie Williams picked off the 10th pass of his career against Northwestern, which moved him into a tie for ninth all-time in Purdue history.
- Williams had two pass breakups against Illinois, which give him 25 for his career. That is tied for 13th most in program history.
- Anthony Brown had zero interceptions the first three years of his Purdue career. He picked off three passes against Nebraska and now

**PURDUE PRONUNCIATIONS****ALPHABETICAL**

11	David Blough.....	like Plough
8	Tim Cason .....	KAY-sin
15	Andy Chelf .....	CH-elf
90	Will Colmery.....	COL-mary
6	Evyn Cooper.....	Evan
36	Danny Ezechukwu.....	EASY-chew-COO
40	Tim Faison .....	FAY-sin
27	Evan Feichter.....	FIKE-ter
25	Tario Fuller .....	tar-EO
75	David Hedelin.....	HEAD-ah-LYNN
14	Ra'Zahn Howard .....	RAH-jawn
2	Da'Wan Hunte.....	Hunt
50	Keiwan Jones .....	KEE-wan
8	Markell Jones .....	mar-KELL
85	Jordan Jurasevich.....	jur-AS-sevich
57	Robert Kugler .....	COOG-ler
21	Anthony Mahoungou.....	Ma-HOON-goo
87	Shane Mikesky .....	my-KESS-ski
74	Martesse Patterson .....	mar-TEESE
54	Jake Replogle .....	rah-PLO-gull
13	Gelen Robinson.....	G-lynn
51	Bearooz Yacoobi.....	BEAR-rooz Yah-coo-BEE

**NUMERICAL**

2	Da'Wan Hunte.....	Hunt
6	Evyn Cooper.....	Evan
8	Markell Jones .....	mar-KELL
8	Tim Cason .....	KAY-sin
11	David Blough.....	like Plough
13	Gelen Robinson.....	G-lynn
14	Ra'Zahn Howard .....	RAH-jawn
15	Andy Chelf .....	CH-elf
21	Anthony Mahoungou.....	ma-HOON-goo
25	Tario Fuller .....	tar-EO
27	Evan Feichter.....	FIKE-ter
36	Danny Ezechukwu.....	EASY-chew-COO
40	Tim Faison .....	FAY-sin
50	Keiwan Jones .....	KEE-wan
51	Bearooz Yacoobi.....	BEAR-rooz Yah-coo-BEE
54	Jake Replogle .....	rah-PLO-gull
57	Robert Kugler .....	COOG-ler
74	Martesse Patterson .....	mar-TEESE
75	David Hedelin.....	HEAD-ah-LYNN
85	Jordan Jurasevich.....	jur-AS-sevich
87	Shane Mikesky .....	my-KESS-ski
90	Will Colmery.....	COL-mary

**WHERE THEY'RE FROM****The 109 Purdue Players**

Indiana .....	28
Florida .....	15
Illinois.....	9
Ohio.....	9
Texas.....	9
Georgia .....	8
California .....	5
Maryland.....	5
Michigan .....	4
Alabama .....	2
Kentucky .....	2
North Carolina.....	2
Virginia.....	2
Arkansas.....	1
France.....	1
Louisiana.....	1
Massachusetts.....	1
New Jersey.....	1
Pennsylvania .....	1
Sweden.....	1
Tennessee.....	1
Wyoming.....	1

Total: 20 states, 2 countries







has four for his career.

- Brown's three picks against Nebraska are tied for the second most in a single game in program history.
- Austin Appleby moved into the top 20 for career touchdown passes with 16. He is tied at No. 20 with Danny Etling.
- Appleby has moved into 14th for career completion percentage with a minimum of 300 attempts. Appleby has completed 53.9 percent of his passes (209-388).
- Appleby's 209 career completions move him into 19th on the Purdue charts. He is 29 shy of Danny Etling, who is in 18th.
- David Blough has 166 completions this season, a total which is 39 shy of 15th in program history for a single season. He is also 25 shy of tying for 20th in Purdue history for completions in a career.

#### 'BACKERS BACK, BUT BATTLING INJURY

- Purdue returns all three starting linebackers from last season with Ja'Whaun Bentley, Danny Ezechukwu and Jimmy Herman.
- Bentley and Herman have both missed multiple games with injury.
- Bentley was hurt prior to the Minnesota game and is out the remainder of the season. Herman has battled a leg injury and has missed four games this season, most recently against Nebraska.
- Freshman Linebacker Markus Bailey got early playing time, but was injured during non-conference and is out for the rest of the season.
- Purdue's linebacking corps, which comprises 11 individuals, has three juniors, four sophomores and four freshmen.
- Purdue is one of just three schools in the country to return all three linebacker starters and have all three with remaining eligibility after this season (also New Mexico State and UCLA).
- **Ja'Whaun Bentley** (So. - MLB) was voted as a captain by the team on Aug. 21. He is Purdue's first sophomore captain since Raheem Mostert in 2012.
- Bentley is Purdue's top returning tackler from 2014, after starting all 12 games and amassing 76 tackles, including 3.5 for loss, three fumble recoveries and an interception.
- Bentley was named to ESPN.com's True Freshman All-America team and USA Today Sports Freshman All-America team.
- Bentley led the team with 10 tack-

les, including 1.5 for loss, at Marshall.

- Bentley had a career high 3.0 tackles for loss against Virginia Tech and tied his then-career high with 11 total tackles.
- Bentley had a career high 14 tackles against Bowling Green.
- Bentley was second on the team with nine tackles at Michigan State, including 1.5 for loss.
- He was injured prior to the Minnesota game and has missed the last four contests.
- He is still third on the team with 49 tackles this season, including 7.5 for loss.
- **Danny Ezechukwu** (So. - OLB) started six games last season as a redshirt freshman. He finished the season with 43 tackles, including 3.0 for loss, 1.5 sacks, two forced fumbles and an interception.
- Ezechukwu had a career-high 12 tackles at Nebraska a week after racking up 10 at Minnesota in 2014. He had 34 tackles over the final five games last season.
- In the season opener at Marshall, Ezechukwu had two tackles, and followed it up with five tackles, including 1.0 for loss, vs. Indiana State.
- Ezechukwu scored his first career touchdown against Virginia Tech on a 90-yard fumble recovery. The play is tied for the second-longest fumble return in program history, and longest since 1966.
- Ezechukwu's touchdown is the first fumble recovery for a touchdown for Purdue since 2011.
- Ezechukwu had 10 tackles against Bowling Green and eight against Michigan State.
- Against Minnesota, Ezechukwu had an interception, a sack, a tackle for loss and 10 total tackles.
- Ezechukwu is second on the team in tackles with 56 for the season.
- **Jimmy Herman** (Jr. - OLB) started eight games last season and appeared in 10, missing two with an injury. Herman finished the season with 56 tackles, including 1.5 for loss. He finished with eight tackles in four different games.
- Herman had four tackles, including 0.5 for loss, in the season opener at Marshall.
- Herman had a big game against Indiana State with eight tackles, a career high 2.5 for loss, including 0.5 sacks.
- Herman had four tackles against Virginia Tech.
- Herman missed the Bowling Green and Michigan State games with an

injury.

- Herman was back in the starting lineup against Minnesota and had seven tackles, including 1.0 for loss.
- Herman then missed the Wisconsin and Nebraska games due to injury.
- Herman was back in the lineup against Illinois and had one tackle, and had five tackles, including 1.0 for loss at Northwestern.

#### STARTING UP FRONT

- Purdue returns all five starters on the offensive line from last season.
- **Robert Kugler** (Sr. - Center) has 41 consecutive starts heading into Saturday's game.
- **Jordan Roos** (Jr. - Right guard) started all 12 games last year and has 28 for his career.
- **Jason King** (Jr. - Left guard) has started 27 straight games.
- **Cameron Cermin** (Jr. - Tackle) started eight games at tackle last season and started at right tackle all 10 games this season.
- **David Hedelin** (Sr. - Left tackle) started the final seven games of the season last year and has started every game, except the Indiana State game, this season.
- The group helped Purdue increase its rushing total by 91 yards per game from 2013 to 2014.
- The group allowed 14 fewer sacks in 2014 than the offensive line did in 2013.
- The group paved the way for 11 more rushing touchdowns in 2014 than in 2013 - nearly triple the total number.
- Purdue is one of nine schools in the country that returns five starters on the offensive line (also Ball State, Boise State, Bowling Green, North Carolina, Ole Miss, Oregon State, Texas, Washington State).
- Thirty-four other schools return four offensive line starters, including Purdue opponents Indiana and Michigan State.
- The Boilermakers return five starters on the offensive line, and six guys who started at least seven games up front a year ago, for the first time since 1963, when Purdue had 11 different guys start on the line that season, after having 10 in 1962.
- **Martesse Patterson** (R-Fr. - Left tackle) started his first career game earlier this season against Indiana State.

#### AUSTIN APPLEBY

- Austin Appleby was named the season-opening starting quarterback



on Aug. 25, after starting the final seven games of the 2014 season. He started the first three games this season.

- Appleby has appeared in 14 games, including 10 last season. He is 209-388-17 for 2,186 yards and 16 touchdowns.
- This season, Appleby had career highs in completions (31), interceptions (4) and tied his career high with 48 pass attempts at Marshall, and also set career highs in touchdown passes (4) and yards (289) vs. Indiana State.
- Appleby was Purdue's fifth different opening day starting quarterback in the last five years. No Purdue quarterback has started the season opener in consecutive years since Curtis Painter in 2006, 2007 and 2008.
- **Opening day starters:**
  - 2015:** Austin Appleby
  - 2014:** Danny Etling
  - 2013:** Rob Henry
  - 2012:** Robert Marve
  - 2011:** Caleb TerBush
  - 2010:** Robert Marve
  - 2009:** Joey Elliott
  - 2008:** Curtis Painter
- Appleby started his 10th consecutive game against Virginia Tech. Here is a list of recent consecutive starts:
  - 2015:** David Blough 7\*
  - 2014-15:** Austin Appleby 10
  - 2013-14:** Danny Etling 12
  - 2013:** Rob Henry 5
  - 2012:** Caleb TerBush 7; Robert Marve 5, 1
  - 2011:** Caleb TerBush 13
  - 2010:** Robert Marve 4; Rob Henry 3, 2; Sean Robinson 2; Justin Siller 1
  - 2009:** Joey Elliott 12
  - 2008:** Justin Siller 3; Curtis Painter 1
  - 2005-08:** Curtis Painter 40
 \*current streak
- Appleby's first start came on the road at Illinois in 2014. He went 15 for 20 for 202 yards and a touchdown, while also rushing for 76 yards and two scores.
- **By the numbers:**
  - Career high yards:** 289 vs. ISU
  - Career high TD passes:** 4 vs. ISU
  - Career high attps.:** 48 vs. NW; at Marshall
  - Career high comps.:** 31 at Marshall
  - Record:** 2-8

#### IRON MEN

- **Robert Kugler** has started 41 straight games at center. That is tied for the 13th-most active consecutive starts in the country.

- **Anthony Brown** has started 32 straight games at cornerback.
- **Jason King** has started 27 straight games at left guard.
- **Jake Replogle** has started 22 straight games at defensive tackle.
- **Frankie Williams** has started 37 games at cornerback and safety in his career, including 11 each in 2013 and 2014.

#### WATCHLISTS

- Purdue has four players on watch list.
- **David Blough**, a redshirt freshman quarterback, has been nominated for the Wuerffel Trophy, which goes to the college football player who exemplifies community service, athletic and academic achievement.
- **Paul Griggs**, a senior kicker, has been named to the Lou Groza Award Watch List a year after making 16 of 20 field goals, including 3-for-3 from 50+ yards.
- **Robert Kugler**, a junior center, has been named to the Rimington Award Watch List after starting the last 31 games heading into the season.
- **Cameron Cermin**, a junior tackle, has been named to the Earl Campbell Tyler Rose Award Watch List for the top offensive player from Texas who has overcome adversity, especially injury.

#### CAPTAINS

- Darrell Hazell announced team captains at the team's Kickoff Luncheon on Aug. 21.
- Hazell named seniors Danny Anthrop, Robert Kugler and Frankie Williams captains, as well as sophomore Ja'Whaun Bentley.
- Kugler earned captain status for the second year in a row.
- Bentley is the youngest captain Hazell has ever had. He is Purdue's first sophomore captain since Raheem Mostert was the special teams captain as a sophomore in 2012.
- Captains were voted on by the team. The vote was for upperclassmen, though one slot was opened up for a possible write-in. Bentley was written in by the majority of the team.

#### FIRST TIME STARTERS

- Purdue had five first time starters in their opening game of the season:
  - Dononique Young (Jr., WR)**
  - Ben Makowski (Fr., LS)**
  - D.J. Knox (So., RB)**
  - Antoine Miles (So., RE)**

#### -Robert Gregory (Jr., FS)

- Last season, the Boilermakers had six first time starters for the season opener, with two on offense and four on defense.
- In 2013, the first year of the Darrell Hazell head coaching era, the Boilermakers had five first time starters.
- **Jordan Jurasevich (Sr., TE)** started the first game of his career against Virginia Tech.
- **Martesse Patterson (R-Fr., OL)** started his first career game at left tackle against Indiana State.
- **Joe Schopper (Fr., K-P)** started the first game of his career at punter against Virginia Tech. He had six punts for 296 yards, an average of 49.3 yards, including the longest punt in the Big Ten this season, a 69-yarder into the wind, which ended at the 2-yardline.
- **David Blough (R-Fr., QB)** made his first career start against Bowling Green and threw for 340 yards and two touchdowns, and added a touchdown on the ground.
- **Markell Jones (Fr., RB)** made his first career start at Michigan State and rushed 22 times for a Purdue true-freshman record 157 yards and two touchdowns.
- **Cole Herdman (R-Fr., TE)** made his first career start at Michigan State and had two catches for two yards.
- **Garrett Hudson (So., LB)** started his first career game against Minnesota and finished with three tackles.
- **Brandon Roberts (R-Fr., S)** started his first career game at Northwestern and finished with an interception and four tackles.

#### BOILERMAKER DEPOT

- Purdue fans have a one-spot stop for all information regarding activities on campus during game week.
- Fans can access "Boilermaker Depot" by visiting BoilermakerDepot.com.

#### ANTHROPOLOGY

- Purdue football's version of Anthropology focuses on senior wide receiver Danny Anthrop.
- Anthrop led Purdue in receiving seven straight games last season, including the Nebraska game, where he incurred a season-ending injury.
- Anthrop had two 100-yard receiving games, and a third with 99 reception yards: Southern Illinois (106), Michigan State (133) and Illinois (99).
- Anthrop also finished the 2013 season on a high with 151 receive-







ing yards and a touchdown on five catches.

- Anthrop seemed to be the piece that kept Purdue's offense going, as in the eight games he was fully healthy, the Boilermakers averaged 28.3 points per game. In the other four, including at Nebraska where he was injured, Purdue averaged just 15.0 points per game.
- Anthrop surpassed 1,000 for his career against Virginia Tech.
- Anthrop caught his 100th career ball against Illinois last week.
- For his career, Anthrop, from West Lafayette, Ind., has 102 catches for 1,271 yards and eight touchdowns.

#### QUARTERBACKS ON THE FIELD

- The Boilermakers have played three different players that were recruiting to Purdue as quarterbacks in 2012, and a fourth recruited quarterback.
- **Robert Gregory**, listed as the starting free safety on the depth chart, came to Purdue in 2012 as a dual-threat quarterback. That fall, he volunteered to switch positions to running back. Gregory was a reserve running back in 2013, before switching to safety in spring before the 2014 season. Gregory won the Hammer Award, given to the player who is the most outstanding hitter during spring practice, in 2014 and 2015. He made his first career start at safety at Marshall and had six tackles. Gregory recorded his first interception against Indiana State and finished the game with three tackles.
- **Bilal Marshall** came to Purdue in the same recruiting class as Gregory. He switched to wide receiver after one season as a reserve quarterback. Marshall has shown promise through fall and spring practices, including being named the offense's Most Improved Player during this year's spring ball. He has seven catches for 72 yards this year.
- **Austin Appleby** was also a member of the 2012 quarterback recruiting class. He stuck with the position and made his 10th straight start for Purdue against Virginia Tech.
- **David Blough** was recruited in the 2014 class, after being named an Elite 11 quarterback in 2013. Blough redshirted in 2014 and made his first career start against Bowling Green, after playing sparingly against Indiana State and Virginia Tech. Blough has started every game since.

#### B1G PLAYERS OF THE WEEK

- Redshirt freshman quarterback David Blough earned his first career weekly accolade after completing 28 of 43 passes for 274 yards and four touchdowns, against zero interceptions, and rushing 10 times for 82 yards and a score against Nebraska.
- Blough was the first Boilermaker to earn Big Ten Offensive Player of the Week honors since Robert Marve in 2012.
- Blough accounted for five touchdowns, the first Boilermaker to do so since Curtis Painter in 2008 against Indiana.
- Senior cornerback Anthony Brown was named the Big Ten Defensive Player of the Week after picking off three passes against Nebraska, the first Boilermaker to do so since 1997 when Mike Rose did so against Northwestern.
- It was the first such honor of Brown's career.
- He was the first Boilermaker to be named conference defensive player of the week since Kawann Short in 2012.
- It was the first time Purdue has won the offensive and defensive player of the week awards in the same week since Nov. 27, 2006.



# 2015 Stats

## Schedule/Game Results

Date	Opponent	Score	Overall	Conference	Time	Attend
Sept. 6	at Marshall	31-41	0-1	0-0	3:41	38,791
Sept. 12	Indiana State	38-14	1-1	0-0	3:32	41,158
Sept. 19	Virginia Tech	24-52	1-2	0-0	3:40	45,759
Sept. 26	Bowling Green	28-35	1-3	0.0	3:24	33,162
Oct. 3	at #2 Michigan State*	21-24	1-4	0-1	3:08	74,418
Oct. 10	Minnesota*	13-41	1-5	0-2	3:20	33,780
Oct. 17	at Wisconsin*	7-24	1-6	0-3	3:04	80,794
Oct. 31	Nebraska*	55-45	2-6	1-3	3:45	31,351
Nov. 7	Illinois*	14-48	2-7	1-4	3:29	40,197
Nov. 14	at Northwestern*	14-21	2-8	1-5	3:14	30,003
Nov. 21	at Iowa*					
Nov. 28	Indiana*					

\* indicates conference game.

## Team Statistics

TEAM STATISTICS	PUR	OPP
SCORING	245	344
Points Per Game	24.5	34.4
Points Off Turnovers	66	63
FIRST DOWNS	186	239
Rushing	67	99
Passing	96	118
Penalty	23	22
RUSHING YARDAGE	1289	2096
Yards gained rushing	1490	2367
Yards lost rushing	201	271
Rushing Attempts	343	409
Average Per Rush	3.8	5.1
Average Per Game	128.9	209.6
TDs Rushing	18	22
PASSING YARDAGE	2243	2358
Comp-Att-Int	227-400-14	215-344-12
Average Per Pass	5.6	6.9
Average Per Catch	9.9	11.0
Average Per Game	224.3	235.8
TDs Passing	15	17
TOTAL OFFENSE	3532	4454
Total Plays	743	753
Average Per Play	4.8	5.9
Average Per Game	353.2	445.4
KICK RETURNS: #-Yards	34-600	27-642
PUNT RETURNS: #-Yards	9-73	15-135
INT RETURNS: #-Yards	12-137	14-146
KICK RETURN AVERAGE	17.6	23.8
PUNT RETURN AVERAGE	8.1	9.0
INT RETURN AVERAGE	11.4	10.4
FUMBLES-LOST	14-7	14-7
PENALTIES-Yards	52-505	75-600
Average Per Game	50.5	60.0
PUNTS-Yards	57-2266	43-1809
Average Per Punt	39.8	42.1
Net punt average	36.3	37.6
KICKOFFS-Yards	45-2700	64-3852
Average Per Kick	60.0	60.2
Net kick average	37.4	40.7
TIME OF POSSESSION/Game	27:16	32:44
3RD-DOWN Conversions	60/166	63/144
3rd-Down Pct	36%	44%
4TH-DOWN Conversions	17/33	5/12
4th-Down Pct	52%	42%
SACKS BY-Yards	19-106	23-137
MISC YARDS	0	0
TOUCHDOWNS SCORED	34	44
FIELD GOALS-ATTEMPTS	3-9	12-19
ON-SIDE KICKS	0-1	1-2
RED-ZONE SCORES	(24-28) 86%	(41-51) 80%
RED-ZONE TOUCHDOWNS	(21-28) 75%	(32-51) 63%
PAT-ATTEMPTS	(32-34) 94%	(42-43) 98%
ATTENDANCE	225407	224006
Games/Avg Per Game	6/37568	4/56002
Neutral Site Games		0/0

## Score by Quarters

	1st	2nd	3rd	4th	Total
Purdue	62	62	56	65	245
Opponents	75	85	90	94	344

## Individual Statistics

RUSHING	GP	Att	Gain	Loss	Net	Avg	TD	Lng	Avg/G
Jones, Markell	10	128	696	4	692	5.4	8	68	69.2
Knox, D.J.	8	96	367	19	348	3.6	2	42	43.5
Blough, David	9	65	211	115	96	1.5	4	56	10.7
Appleby, Austin	3	37	118	45	73	2.0	2	10	24.3
Brown, Anthony	10	1	39	0	39	39.0	0	39	3.9
Burgess	9	2	34	0	34	17.0	1	29	3.8
Yancey, David	9	5	14	1	13	2.6	0	6	1.4
Phillips	10	1	5	0	5	5.0	0	5	0.5
Young	9	1	4	0	4	4.0	1	4	0.4
Monteroso, Dan	7	1	2	0	2	2.0	0	2	0.3
Anthrop, Danny	10	2	0	4	-4	-2.0	0	0	-0.4
TEAM	4	3	0	6	-6	-2.0	0	0	-1.5
Marshall, Bilal	8	1	0	7	-7	-7.0	0	0	-0.9
Total.....	10	343	1490	201	1289	3.8	18	68	128.9
Opponents.....	10	409	2367	271	2096	5.1	22	78	209.6

PASSING	G	Effic	Cmp-Att-Int	Pct	Yds	TD	Lng	Avg/G
Blough, David	9	109.19	166-288-8	57.6	1565	10	83	173.9
Appleby, Austin	3	109.72	60-110-6	54.5	669	5	57	223.0
TEAM	4	0.00	0-1-0	0.0	0	0	0	0.0
Marshall, Bilal	8	175.60	1-1-0	100.0	9	0	9	1.1
Total.....	10	109.23	227-400-14	56.8	2243	15	83	224.3
Opponents.....	10	129.41	215-344-12	62.5	2358	17	61	235.8

RECEIVING	G	No.	Yds	Avg	TD	Long	Avg/G
Anthrop, Danny	10	46	317	6.9	2	41	31.7
Yancey, De.	10	32	522	16.3	5	83	52.2
Jones, Markell	10	28	219	7.8	1	29	21.9
Knox, D.J.	8	22	158	7.2	0	26	19.8
Posey, Cameron	10	18	184	10.2	1	57	18.4
Herdman, Cole	10	14	112	8.0	1	13	11.2
Phillips	10	13	142	10.9	2	62	14.2
Young	9	12	167	13.9	1	68	18.6
Mikesky, Shane	9	9	100	11.1	0	40	11.1
Mahoungou	10	8	93	11.6	0	24	9.3
Marshall, Bilal	8	7	72	10.3	0	14	9.0
Hart, Trae	6	7	31	4.4	0	10	5.2
Jurasevich	10	6	22	3.7	1	7	2.2
Monteroso, Dan	7	2	64	32.0	1	51	9.1
Yancey, David	9	2	11	5.5	0	8	1.2
Blough, David	9	1	9	9.0	0	9	1.0
Burgess	9	0	20	0.0	0	0	2.2
Total.....	10	227	2243	9.9	15	83	224.3
Opponents.....	10	215	2358	11.0	17	61	235.8

PUNT RETURNS	No.	Yds	Avg	TD	Long
Williams, F.	7	64	9.1	0	51
Hart, Trae	2	9	4.5	0	9
Total.....	9	73	8.1	0	51
Opponents.....	15	135	9.0	1	29

KICK RETURNS	No.	Yds	Avg	TD	Long
Anthrop, Danny	16	272	17.0	0	25
Williams, F.	13	256	19.7	0	30
Knox, D.J.	2	46	23.0	0	26
Curry, Jonathan	1	9	9.0	0	9
Burgess	1	4	4.0	0	4
Hudson, Garrett	1	13	13.0	0	13
Total.....	34	600	17.6	0	30
Opponents.....	27	642	23.8	0	82

INTERCEPTIONS	No.	Yds	Avg	TD	Long
Brown, Anthony	4	4	1.0	0	4
Williams, F.	3	46	15.3	0	42
Clark, Leroy	2	66	33.0	0	66
Roberts	1	17	17.0	0	17
Gregory, Robert	1	4	4.0	0	4
Ezechukwu	1	0	0.0	0	0
Total.....	12	137	11.4	0	66
Opponents.....	14	146	10.4	3	55

FUMBLE RETURNS	No.	Yds	Avg	TD	Long
Ezechukwu	1	90	90.0	1	90
Gregory, Robert	1	0	0.0	0	0
Hudson, Garrett	1	27	27.0	0	27
Total.....	3	117	39.0	1	90
Opponents.....	1	20	20.0	1	20





## 2015 Stats

## Individual Statistics

----- PATs -----									
SCORING	TD	FGs	Kick	Rush	Rcv	Pass	DXP	Saf	Points
Jones, Markell	9	0-0	0-0	0-0	0	0-0	0	0	54
Griggs, Paul	0	3-9	32-34	0-0	0	0-0	0	0	41
Yancey, De.	5	0-0	0-0	0-0	0	0-0	0	0	30
Blough, David	4	0-0	0-0	0-0	0	0-0	0	0	24
Knox, D.J.	2	0-0	0-0	0-0	0	0-0	0	0	12
Phillips	2	0-0	0-0	0-0	0	0-0	0	0	12
Anthrop, Danny	2	0-0	0-0	0-0	0	0-0	0	0	12
Young	2	0-0	0-0	0-0	0	0-0	0	0	12
Appleby, Austin	2	0-0	0-0	0-0	0	0-0	0	0	12
Monteroso, Dan	1	0-0	0-0	0-0	0	0-0	0	0	6
Jurasevich	1	0-0	0-0	0-0	0	0-0	0	0	6
Herdman, Cole	1	0-0	0-0	0-0	0	0-0	0	0	6
Posey, Cameron	1	0-0	0-0	0-0	0	0-0	0	0	6
Burgess	1	0-0	0-0	0-0	0	0-0	0	0	6
Ezechukwu	1	0-0	0-0	0-0	0	0-0	0	0	6
Total.....	34	3-9	32-34	0-0	0	0-0	0	0	245
Opponents.....	44	12-19	42-43	0-0	1	1-1	0	0	344

TOTAL OFFENSE	G	Plays	Rush	Pass	Total	Avg/G
Blough, David	9	353	96	1565	1661	184.6
Appleby, Austin	3	147	73	669	742	247.3
Jones, Markell	10	128	692	0	692	69.2
Knox, D.J.	8	96	348	0	348	43.5
Brown, Anthony	10	1	39	0	39	3.9
Burgess	9	2	34	0	34	3.8
Yancey, David	9	5	13	0	13	1.4
Phillips	10	1	5	0	5	0.5
Young	9	1	4	0	4	0.4
Monteroso, Dan	7	1	2	0	2	0.3
Marshall, Bilal	8	2	-7	9	2	0.2
Anthrop, Danny	10	2	-4	0	-4	-0.4
TEAM	4	4	-6	0	-6	-1.5
Total.....	10	743	1289	2243	3532	353.2
Opponents.....	10	753	2096	2358	4454	445.4

FIELD GOALS	FGM-FGA	Pct	01-19	20-29	30-39	40-49	50-99	Lg	Blk
Griggs, Paul	3-9	33.3	1-2	1-1	1-3	0-3	0-0	34	0

FG SEQUENCE	Purdue	Opponents
Marshall	44,(22)	(42),(32)
Indiana State	(19),41,33	55,35
Virginia Tech	(34)	(35),53,(42),(46)
Bowling Green	19,32	-
Michigan State	-	35,(30)
Minnesota	-	(37),50,(25)
Wisconsin	-	(28),35
Nebraska	-	(41)
Illinois	-	(46),(34),42
Northwestern 43	-	

Numbers in (parentheses) indicate field goal was made.

PUNTING	No.	Yds	Avg	Long	TB	FC	I20	50+	Blkd
Schopper, Joe	48	1953	40.7	69	2	17	17	9	0
Meadows, Thomas	8	313	39.1	50	1	2	1	1	0
TEAM	1	0	0.0	0	0	0	0	0	1
Total.....	57	2266	39.8	69	3	19	18	10	1
Opponents.....	43	1809	42.1	63	6	10	17	14	0

KICKOFFS	No.	Yds	Avg	TB	OB	Retn	Net	YdLn
Griggs, Paul	43	2653	61.7	15	1			
Meadows, Thomas	2	47	23.5	0	1			
Total.....	45	2700	60.0	15	2	642	37.4	27
Opponents.....	64	3852	60.2	26	4	600	40.7	24

## Individual Statistics

ALL PURPOSE	G	Rush	Rec	PR	KOR	IR	Tot	Avg/G
Jones, Markell	10	692	219	0	0	0	911	91.1
Anthrop, Danny	10	-4	317	0	272	0	585	58.5
Knox, D.J.	8	348	158	0	46	0	552	69.0
Yancey, De.	10	0	522	0	0	0	522	52.2
Williams, F.	10	0	0	64	256	46	366	36.6
Posey, Cameron	10	0	184	0	0	0	184	18.4
Young	9	4	167	0	0	0	171	19.0
Phillips	10	5	142	0	0	0	147	14.7
Herdman, Cole	10	0	112	0	0	0	112	11.2
Blough, David	9	96	9	0	0	0	105	11.7
Mikesky, Shane	9	0	100	0	0	0	100	11.1
Mahoungou	10	0	93	0	0	0	93	9.3
Appleby, Austin	3	73	0	0	0	0	73	24.3
Monteroso, Dan	7	2	64	0	0	0	66	9.4
Clark, Leroy	10	0	0	0	0	66	66	6.6
Marshall, Bilal	8	-7	72	0	0	0	65	8.1
Burgess	9	34	20	0	4	0	58	6.4
Brown, Anthony	10	39	0	0	0	4	43	4.3
Hart, Trae	6	0	31	9	0	0	40	6.7
Yancey, David	9	13	11	0	0	0	24	2.7
Jurasevich	10	0	22	0	0	0	22	2.2
Roberts	9	0	0	0	0	17	17	1.9
Hudson, Garrett	9	0	0	0	13	0	13	1.4
Curry, Jonathan	7	0	0	0	9	0	9	1.3
Gregory, Robert	10	0	0	0	0	4	4	0.4
TEAM	4	-6	0	0	0	0	-6	-1.5
Total.....	10	1289	2243	73	600	137	4342	434.2
Opponents.....	10	2096	2358	135	642	146	5377	537.7





## Defensive Statistics

DEFENSIVE LEADERS	GP	-----Tackles-----			TFL/Yds	--Sacks--	----Pass Def----	QBH	---Fumbles---		Blkd	
		Solo	Ast	Total		No-Yards	Int-Yds		Rcv-Yds	FF	Kick	Saf
3 Clark, Leroy	10	43	26	69	1.0-4	.	2-66	8	.	.	.	.
36 Ezechukwu	10	29	35	64	2.0-3	1.0-2	1-0	1	.	1-90	1	.
42 Garcia, Andy	10	28	25	53	3.5-16	1.0-11	.	3	.	1-0	.	.
9 Brown, Anthony	10	37	15	52	1.0-6	.	4-4	4	.	1-0	.	1
4 Bentley	5	26	23	49	7.5-17	.	.	2	.	.	.	.
7 Gregory, Robert	10	26	19	45	.	.	1-4	.	.	1-0	.	.
54 Replogle, Jake	10	26	18	44	8.5-19	.	.	2	.	.	.	.
24 Williams, F.	10	23	16	39	1.0-6	0.5-5	3-46	6	.	1	.	.
29 Herman, Jimmy	6	16	13	29	5.0-17	0.5-4	.	.	.	.	.	.
95 Panfil, Evan	10	15	13	28	6.5-31	4.0-27	.	.	.	1	.	.
11 Miles, Antoine	10	13	15	28	6.0-23	4.0-16	.	.	.	2	.	.
1 Roberts	9	17	9	26	.	.	1-17	.	.	.	.	.
16 Hudson, Garrett	9	12	12	24	2.0-8	0.5-3	.	.	.	1-27	.	.
13 Robinson, Gelen	8	13	11	24	6.0-34	1.5-9	.	.	.	1	.	.
92 Watson, Ryan	10	12	11	23	2.0-7	1.0-5	.	.	.	.	2	.
14 Howard, Ra'Zahn	10	11	11	22	1.5-3	1.0-3	.	1	.	1-0	.	.
2 Hunte, Da'Wan	10	10	8	18	2.5-11	2.0-11	.	.	.	1	.	.
21 Bailey, Marcus	3	9	3	12	.	.	.	1	.	.	.	.
18 Wilson, Eddy	8	3	6	9	.	.	.	1	.	.	.	.
47 Henley, Shayne	10	7	2	9	1.0-2	1.0-2	.	.	.	.	.	.
97 Rouse, Michael	4	5	3	8	3.5-11	1.0-8	.	.	.	1	.	.
85 Jurasevich	10	4	2	6	.	.	.	.	.	.	.	.
19 Polk-Campbell	5	2	3	5	.	.	.	.	.	.	.	.
82 Hilger, Alex	10	3	2	5	.	.	.	.	.	.	.	.
32 Pulliam, Evan	9	4	.	4	.	.	.	.	.	.	.	.
18 Posey, Cameron	10	4	.	4	.	.	.	.	.	.	.	.
6 Norwood, Myles	8	1	2	3	.	.	.	.	.	.	.	.
28 Yancey, David	9	1	1	2	.	.	.	.	.	.	.	.
20 Phillips	10	1	1	2	.	.	.	.	.	.	.	.
80 Burgess	9	2	.	2	.	.	.	.	.	.	.	.
8 Cason, Tim	5	1	1	2	.	.	.	.	.	.	.	.
57 Kugler, Robert	10	.	1	1	.	.	.	.	.	.	.	.
1 Knox, D.J.	8	.	1	1	.	.	.	.	.	.	.	.
88 Herdman, Cole	10	.	1	1	.	.	.	.	.	.	.	.
21 Mahoungou	10	1	.	1	.	.	.	.	.	.	.	.
59 Newton	3	.	1	1	0.5-0	.	.	2	.	1-0	.	.
7 Yancey, De.	10	.	1	1	.	.	.	.	.	.	.	.
33 Anthrop, Danny	10	1	.	1	.	.	.	.	.	.	.	.
51 Strauser, John	2	.	1	1	.	.	.	.	.	.	.	.
31 Schopper, Joe	9	1	.	1	.	.	.	.	.	.	.	.
9 Monteroso, Dan	7	1	.	1	.	.	.	.	.	.	.	.
65 Makowski, Ben	6	1	.	1	.	.	.	.	.	.	.	.
15 Hart, Trae	6	1	.	1	.	.	.	.	.	.	.	.
46 Johnson, Race	2	1	.	1	.	.	.	.	.	.	.	.
20 Rose, David	4	.	.	.	.	.	.	1	.	.	.	.
Total.....	10	411	312	723	61-218	19-106	12-137	32	.	7-117	8	3
Opponents.....	10	406	260	666	55.0-200	23-137	14-146	40	.	7-20	9	2



# 2015 Depth Chart

## Offense

WR	5	Domonique Young, Jr., 6-3, 205, Los Angeles, Calif.
or	20	Gregory Phillips, So., 6-0, 191, Lithonia, Ga.
WR	7	DeAngelo Yancey, Jr., 6-2, 223, Atlanta, Ga.
	21	Anthony Mahoungou, So., 6-3, 207, Paris, France
LT	75	David Hedelin, Sr., 6-4, 298, Stockholm, Sweden
	74	Martesse Patterson, R-Fr., 6-3, 345, Columbus, Ohio
LG	72	Jason King, Jr., 6-4, 305, Little Rock, Ark.
	53	Kirk Barron, R-Fr., 6-2, 305, Mishawaka, Ind.
C	57	Robert Kugler, 5th, 6-3, 300, Pittsburgh, Pa.
	53	Kirk Barron, R-Fr., 6-2, 305, Mishawaka, Ind.
RG	70	Jordan Roos, Jr., 6-4, 312, Celina, Texas
	53	Kirk Barron, R-Fr., 6-2, 305, Mishawaka, Ind.
RT	66	Cameron Cermin, Jr., 6-5, 301, College Station, Texas
	74	Martesse Patterson, R-Fr., 6-3, 345, Columbus, Ohio
TE	85	Jordan Jurasevich, 5th, 6-3, 250, Crown Point, Ind.
	88	Cole Herdman, R-Fr., 6-4, 243, Leesburg, Va.
WR	33	Danny Anthropol, Sr., 6-0, 193, West Lafayette, Ind.
	18	Cameron Posey, Jr., 6-1, 183, Boca Raton, Fla.
QB	11	David Blough, R-Fr., 6-1, 202, Carrollton, Texas
	12	Austin Appleby, Jr., 6-5, 239, North Canton, Ohio
RB	8	Markell Jones, Fr., 5-11, 207, Columbus, Ind.
	1	D.J. Knox, So., 5-7, 197, Fairburn, Ga.

## Defense

DT	54	Jake Replogle, Jr., 6-5, 275, Centerville, Ohio
	18	Eddy Wilson, Fr., 6-4, 265, Pontiac, Mich.
or	97	Michael Rouse III, Sr., 6-4, 301, Flossmoor, Ill.
NG	92	Ryan Watson, 5th 6-2, 298, Ellicott City, Md.
or	14	Ra'Zahn Howard, Jr., 6-3, 310, Asbury Park, N.J.
DE	95	Evan Panfil, Jr., 6-5, 262, New Lenox, Ill.
	47	Shayne Henley, Jr., 6-3, 265, Simi Valley, Calif.
RE	13	Gelen Robinson, So., 6-1, 250, Schererville, Ind.
	11	Antoine Miles, So., 6-3, 236, Canton, Ohio
Will	36	Danny Ezechukwu, So., 6-2, 246, Lithonia, Ga.
	32	Evan Pulliam, Jr., 6-2, 225, Indianapolis, Ind.
Mike	29	Jimmy Herman, Jr., 6-4, 230, Carmel, Ind.
or	16	Garrett Hudson, So., 6-4, 240, Tallahassee, Fla.
Sam	42	Andy James Garcia, Jr., 6-0, 228, Miami, Fla.
	29	Jimmy Herman, Jr., 6-4, 230, Carmel, Ind.
LCB	9	Anthony Brown, Sr., 5-11, 190, Tampa, Fla.
	6	Myles Norwood, So., 6-0, 170, Arlington, Texas
SS	3	Leroy Clark, Jr., 5-10, 190, Miami, Fla.
	8	Tim Cason, R-Fr., 5-11, 195, Clarkston, Mich.
FS	1	Brandon Roberts, R-Fr., 5-11, 198, Naylor, Ga.
	7	Robert Gregory, Jr., 6-1, 219, Chicago, Ill.
RCB	24	Frankie Williams, 5th, 5-9, 190, Tampa, Fla.
	2	Da'Wan Hunte, So., 5-9, 183, Miami, Fla.

## Specialists

Punter	31	Joe Schopper, Fr., 6-0, 180, Indianapolis, Ind.
	30	Thomas Meadows, Sr., 6-0, 182, Maidens, Va.
Placekicker	37	Paul Griggs, Sr., 6-1, 196, Charlotte, N.C.
	30	Thomas Meadows, Sr., 6-0, 182, Maidens, Va.
Kickoffs	37	Paul Griggs, Sr., 6-1, 196, Charlotte, N.C.
	30	Thomas Meadows, Sr., 6-0, 182, Maidens, Va.
Long Snapper	65	Ben Makowski, Fr., 6-2, 263, Osceola, Ind.
	94	Grant Ellington, 5th, 6-0, 234, LaGrange, Ill.
Holder	30	Thomas Meadows, Sr., 6-0, 182, Maidens, Va.
	12	Austin Appleby, Jr., 6-5, 239, North Canton, Ohio
Kickoff Returns and	24	Frankie Williams, Sr., 5-9, 190, Tampa, Fla.
	33	Danny Anthropol, Sr., 6-0, 193, West Lafayette, Ind.
Punt Returns	33	Danny Anthropol, Sr., 6-0, 193, West Lafayette, Ind.
	24	Frankie Williams, 5th, 5-9, 190, Tampa, Fla.



**Box Score (Final)**  
**The Automated ScoreBook**  
**Purdue vs Marshall (Sep 06, 2015 at Huntington, W.Va.)**

Score by Quarters	1	2	3	4	Total
Purdue	14	7	7	3	31
Marshall	17	0	10	14	41

**Qtr Time Scoring play**

1st	14:53	MARSHALL - LANG, Tiquan 30 yd interception return (SMITH, Nick kick)
	10:36	PUR - Knox, D.J. 4 yd run (Griggs, Paul kick), 11-75 4:17
	06:18	MARSHALL - JOHNSON, Devon 20 yd pass from BIRDSONG, M. (SMITH, Nick kick), 4-72 1:20
	03:00	MARSHALL - SMITH, Nick 42 yd field goal, 5-42 1:45
	00:38	PUR - Anthrop, Danny 9 yd pass from Appleby, Austin (Griggs, Paul kick), 6-75 2:22
2nd	07:35	PUR - Appleby, Austin 1 yd run (Griggs, Paul kick), 12-72 4:59
	11:47	MARSHALL - YURACHEK, Ryan 1 yd pass from BIRDSONG, M. (SMITH, Nick kick), 9-71 3:13
	08:33	PUR - Jones, Markell 36 yd run (Griggs, Paul kick), 9-70 3:14
	03:37	MARSHALL - SMITH, Nick 32 yd field goal, 5-23 1:45
4th	10:14	PUR - Griggs, Paul 22 yd field goal, 15-70 5:05
	02:50	MARSHALL - JOHNSON, Devon 6 yd run (SMITH, Nick kick), 11-84 4:41
	01:20	MARSHALL - LANG, Tiquan 55 yd interception return (SMITH, Nick kick)

	PUR	MARSHALL
<b>FIRST DOWNS</b>	28	20
<b>RUSHES-YARDS (NET)</b>	47-184	29-163
<b>PASSING YDS (NET)</b>	270	234
Passes Att-Comp-Int	48-31-4	36-23-1
<b>TOTAL OFFENSE PLAYS-YARDS</b>	95-454	65-397
Fumble Returns-Yards	0-0	0-0
Punt Returns-Yards	1-9	3-33
Kickoff Returns-Yards	2-41	3-69
Interception Returns-Yards	1-0	4-117
Punts (Number-Avg)	6-42.7	5-43.6
Fumbles-Lost	3-0	2-2
Penalties-Yards	4-53	6-57
Possession Time	34:47	25:13
Third-Down Conversions	10 of 22	4 of 11
Fourth-Down Conversions	2 of 2	0 of 0
Red-Zone Scores-Chances	4-4	4-5
Sacks By: Number-Yards	2-14	2-12

RUSHING: Purdue-Knox, D.J. 22-102; Jones, Markell 12-72; Appleby, Austin 12-12; Anthrop, Danny 1-minus 2. Marshall-JOHNSON, Devon 11-89; BIRDSONG, M. 10-43; WATSON, Remi 6-33; TEAM 2-minus 2.

PASSING: Purdue-Appleby, Austin 31-48-4-270. Marshall-BIRDSONG, M. 23-36-1-234.

RECEIVING: Purdue-Knox, D.J. 6-36; Yancey, De. 5-78; Anthrop, Danny 5-18; Mahoungou 4-59; Hart, Trae 4-19; Posey, Cameron 3-26; Young 2-16; Herdman, Cole 1-11; Phillips 1-7. Marshall-ALLEN, Davonte 5-59; BYRD, Emanuel 4-35; YURACHEK, Ryan 4-29; MCMANUS, D. 3-44; FOSTER, Hyleck 3-15; JOHNSON, Devon 2-27; HUNT, Justin 2-25.

INTERCEPTIONS: Purdue-Clark, Leroy 1-0. Marshall-LANG, Tiquan 2-85; BAXTER, Keith 1-32; LETMAN, Taj 1-0.

FUMBLES: Purdue-Appleby, Austin 2-0; Hart, Trae 1-0. Marshall-JOHNSON, Devon 1-1; BIRDSONG, M. 1-1.

Purdue (0-1) vs. Marshall (1-0)

Date: Sep 06, 2015 • Site: Huntington, W.Va. • Stadium: Joan C. Edwards  
Attendance: 38791

Kickoff time: 3:05 PM • End of Game: 6:46 PM • Total elapsed time: 3:41  
Officials: Referee: Ken Antee; Umpire: Chad Craig; Linesman: George Eason;  
Line judge: Ronald Tubbs; Back judge: Trawick Boeger; Field judge: Chris Cockrell;  
Side judge: Tony Meyer;  
Temperature: 89 • Wind: NE 2 mph • Weather: Sunny - 41% humidity

**Box Score (Final)**  
**The Automated ScoreBook**  
**Indiana State vs Purdue (Sep 12, 2015 at West Lafayette, Ind.)**

Score by Quarters	1	2	3	4	Total
Indiana State	0	7	7	0	14
Purdue	14	10	7	7	38

**Qtr Time Scoring play**

1st	13:25	PUR - Posey, Cameron 57 yd pass from Appleby, Austin (Griggs, Paul kick), 4-75 1:35
	00:26	PUR - Yancey, De. 50 yd pass from Appleby, Austin (Griggs, Paul kick), 6-70 2:55
2nd	09:34	INS - Owens, Gary 17 yd pass from Adam, Matt (Heidorn, Eric kick), 4-33 2:06
	02:40	PUR - Griggs, Paul 19 yd field goal, 10-78 4:07
	00:00	PUR - Monteroso, Dan 51 yd pass from Appleby, Austin (Griggs, Paul kick), 4-68 0:30
3rd	03:22	INS - Tonyan, Robert 27 yd pass from Adam, Matt (Heidorn, Eric kick), 10-80 5:04
	01:10	PUR - Jones, Markell 1 yd run (Griggs, Paul kick), 8-63 2:12
4th	06:24	PUR - Jones, Markell 5 yd pass from Appleby, Austin (Griggs, Paul kick), 10-43 4:23

	INS	PUR
<b>FIRST DOWNS</b>	19	24
<b>RUSHES-YARDS (NET)</b>	41-160	45-251
<b>PASSING YDS (NET)</b>	194	289
Passes Att-Comp-Int	37-18-2	36-20-0
<b>TOTAL OFFENSE PLAYS-YARDS</b>	78-354	81-540
Fumble Returns-Yards	0-0	0-0
Punt Returns-Yards	1--1	1--4
Kickoff Returns-Yards	3-65	1-26
Interception Returns-Yards	0-0	2-4
Punts (Number-Avg)	6-37.0	5-32.8
Fumbles-Lost	2-1	2-2
Penalties-Yards	8-55	5-42
Possession Time	30:32	29:28
Third-Down Conversions	3 of 16	5 of 15
Fourth-Down Conversions	2 of 4	1 of 2
Red-Zone Scores-Chances	1-2	3-4
Sacks By: Number-Yards	1-2	5-22

RUSHING: Indiana State-Adam, Matt 19-80; Fleming, Marlon 8-32; Genesey, Roland 8-28; Booker, LeMonte 6-20. Purdue-Knox, D.J. 16-91; Jones, Markell 14-67; Appleby, Austin 12-50; Brown, Anthony 1-39; Yancey, David 1-3; Blough, David 1-1.

PASSING: Indiana State-Adam, Matt 18-37-2-194. Purdue-Appleby, Austin 20-34-0-289; TEAM 0-1-0-0; Blough, David 0-1-0-0.

RECEIVING: Indiana State-Tonyan, Robert 4-74; Owens, Gary 4-40; Cook, Kelvin 3-34; Levinston, Sam 2-14; Booker, LeMonte 2-1; Fautanu, Lafael 1-20; Brown, Jamar 1-15; Fleming, Marlon 1-minus 4. Purdue-Jones, Markell 4-32; Anthrop, Danny 3-23; Yancey, De. 2-68; Posey, Cameron 2-64; Herdman, Cole 2-22; Knox, D.J. 2-12; Hart, Trae 2-7; Monteroso, Dan 1-51; Marshall, Bilal 1-9; Phillips 1-1.

INTERCEPTIONS: Indiana State-None. Purdue-Gregory, Robert 1-4; Brown, Anthony 1-0.

FUMBLES: Indiana State-Tonyan, Robert 1-1; Adam, Matt 1-0. Purdue-Knox, D.J. 2-2.

Indiana State (1-1) vs. Purdue (1-1)

Date: Sep 12, 2015 • Site: West Lafayette, Ind. • Stadium: Ross-Ade  
Attendance: 41158

Kickoff time: 12:01 pm • End of Game: 3:33 PM • Total elapsed time: 3:32  
Officials: Referee: Mark Kluczynski; Umpire: Tony Smith; Linesman: Rudy Studd;  
Line judge: John Swatz; Back judge: Jack Lyman; Field judge: Kevin Sullivan;  
Side judge: Lewis Garrison; Center judge: Don Novak;  
Temperature: 61 F • Wind: NW 14 • Weather: Partly Cloudy

SACKS (UA-A): Purdue-Rouse, Michael 1-0; Miles, Antoine 1-0. Marshall-ONE, Tomell 1-0; THOMPSON, Gary 1-0.

TACKLES (UA-A): Purdue-Bentley 4-6; Williams 5-4; Gregory, Robert 3-3; Brown, Anthony 3-3; Replogle, Jake 2-3; Herman, Jimmy 1-3; Miles, Antoine 2-1; Rouse, Michael 2-1; Clark, Leroy 1-2; Bailey, Marcus 1-2; Hunte, Da'Wan 0-3; Panfil, Evan 0-3; Jurasevich 1-1; Ezechukwu 1-1; Roberts 1-1; Garcia, Andy 0-2; Hart, Trae 1-0; Hilger, Alex 1-0; Newton 0-1; Strauser, John 0-1; Norwood, Myles 0-1; Henley, Shane 0-1; Watson, Ryan 0-1. Marshall-LANG, Tiquan 6-11; TINDAL, Corey 7-3; THOMPSON, Gary 3-7; DANIEL, Armonze 4-5; HUNTER, D.J. 2-7; MCKELVEY, Evan 2-7; ROWE, Antavis 2-4; TYLER, D. 0-6; DILLON, Steve 0-6; MASSAQUOI, Joe 0-6; LETMAN, Taj 2-2; HUSKEY, Raheim 0-4; KELLER, Blake 0-3; ALLEN, Rodney 2-0; BAXTER, Keith 1-1; BIRDSONG, M. 1-1; ONE, Tomell 1-1; WILLIAMS, R. 0-2; SMITH, Jason 0-2; HERNANDEZ, F. 1-0; WILLIAMS-HALL 1-0; SAMUEL, Jarquez 0-1; CARTER, Cody 0-1.

**Game Starters:****Purdue**

Pos	##	OFFENSE
WR	50	Young
WR	70	Yancey, De.
LT	75	Hedelin, David
LG	72	King, Jason
C	57	Kugler, Robert
RG	70	Roos, Jordan
RT	66	Cermin, Cameron
WR	18	Posey, Cameron
WR	33	Anthrop, Danny
QB	12	Appleby, Austin
RB	10	Knox, D.J.

Pos	##	DEFENSE
DT	54	Replogle, Jake
NG	92	Watson, Ryan
DE	95	Panfil, Evan
RF	11	Miles, Antoine
WLB	36	Ezechukwu
MLB	40	Bentley
S	29	Herman, Jimmy
CB	9D	Brown, Anthony
SS	3D	Clark, Leroy
FS	7D	Gregory, Robert
CB	24	Williams

**Marshall**

Pos	##	OFFENSE
WR	3	ALLEN, Davonte
WR	4	MCMANUS, D.
WR	2	FOSTER, Hyleck
LT	67	JEAN-FELIX, S.
LG	71	JOHANSSON, S.
C	54	SELBY, Michael
RG	76	DEVERS, Nate
RT	78	VAN HORN, Clint
TE	85	YURACHEK, Ryan
QB	11	BIRDSONG, M.
RB	47	JOHNSON, Devon

Pos	##	DEFENSE
DE	73	MASSAQUOI, Joe
NT	94	SAMUEL, Jarquez
DT	93	DILLON, Steve
DE	13	DANIEL, Armonze
SLB	22	HUNTER, D.J.
WLB	31	MCKELVEY, Evan
CB	5	BAXTER, Keith
S	17	LETMAN, Taj
S	21	LANG, Tiquan
RCB	10	TINDAL, Corey
NICK	7	ROWE, Antavis

Purdue: 1D-Roberts, 2D-Curry, Jonathan, 2D-Hunte, Da'Wan, 2L-Bailey, Marcus, 6O-Norwood, Myles, 6D-Cooper, Evyn, 8O-Jones, Markell, 9O-Monteroso, Dan, 14-Howard, Ra'Zahn, 15-Hart, Trae, 20-Phillips, 21-Mahoungou, 3O-Meadows, Thomas, 37-Griggs, Paul, 42-Garcia, Andy, 47-Henley, Shane, 51-Strauser, John, 59-Newton, 82-Hilger, Alex, 85-Jurasevich, 88-Herdman, Cole, 97-Rouse, Michael.

Marshall: 1A-ALLEN, Rodney, 2B-BYRD, Emanuel, 5H-HARRIS, Nyquan, 8-WATSON, Remi, 9H-HUNT, Justin, 12-WILLIAMS-HALL, 14-GANT, Kendall, 19-REAVES, Deandre, 23-PITTMAN, Tony, 25-HARRIS, Kaleb, 36-CARTER, Cody, 37-HANCOCK, Chase, 38-WILLIAMS, Tyler, 39-CURRAJ, Amoretto, 44-KELLER, Blake, 45-HUSKEY, Raheim, 48-SMITH, Nick, 51-TYLER, D., 53-HERNANDEZ, F., 58-DOWREY, Jordan, 59-THOMPSON, Gary, 68-COLLINS, Tom, 74-ADDISON, A.J., 79-BINOT, Fedrice, 84-KNIGHT, Josh, 87-MATHEWS, Nick, 88-CINCOTTA, Matt, 89-WOODRUM, Joe, 91-BEE, Ryan, 95-ONE, Tomell, 98-SMITH, Jason, 99-WILLIAMS, R..

SACKS (UA-A): Indiana State-Brown, Lonnell 1-0. Purdue-Miles, Antoine 2-0; Herman, Jimmy 0-1; Panfil, Evan 1-0; Williams 0-1; Watson, Ryan 1-0.

TACKLES (UA-A): Indiana State-Brown, Lonnell 7-0; Wallace, Jordan 6-0; Lough, Tsali 6-0; Nicholls, Conrr 6-0; Thurman, Jameer 5-1; Gray, Marcus 5-0; Underwood, Conn 5-0; Broadus, Antoni 3-1; Starks, Travis 3-0; Lyons, Alec 2-0; Moss, Katrell 2-0; Rollins, Kenyot 2-0; Cassidy, Conlan 2-0; McGlaun, Norvel 1-0; Denton, Tyler 1-0; McCown, Patrick 1-0; Waller, Tyshon 1-0; Walker, Lonnie 1-0. Purdue-Miles, Antoine 7-2; Herman, Jimmy 5-3; Bentley 5-0; Ezechukwu 3-2; Watson, Ryan 4-0; Brown, Anthony 3-0; Bailey, Marcus 3-0; Clark, Leroy 2-1; Gregory, Robert 2-1; Williams 1-2; Replogle, Jake 2-0; Panfil, Evan 1-0; Posey, Cameron 1-0; Roberts 1-0; Johnson, Race 1-0; Pulliam, Evan 1-0; Cason, Tim 1-0; Garcia, Andy 1-0; Howard, Ra'Zahn 0-1.

**Game Starters:****Indiana State**

Pos	##	OFFENSE
WR	18	Tonyan, Robert
WR	2	Levingston, Sam
LT	70	Vermillion, Dak
LG	78	Borens, Zach
C	60	Officer, James
RG	67	Goebel, Evan
RT	73	Collier, Presto
TE	86	Brown, Jamar
WR	4	Owens, Gary
QB	11	Adam, Matt
RB	1	Booker, LeMonte

Pos	##	DEFENSE
DL	92	Nicholls, Conrr
DL	99	Cassidy, Conlan
DL	47	Lyons, Alec
LB	20	Thurman, Jameer
LB	23	Wallace, Jordan
LB	55	Underwood, Conn
DB	39	Stowers, Alex
DB	25	Brown, Lonnell
DB	3	Lough, Tsali
DB	21	Sewall, Mark
DB	7	Starks, Travis

**Purdue**

Pos	##	OFFENSE
WR	50	Young
WR	70	Yancey, De.
LT	74	Patterson
LG	72	King, Jason
C	57	Kugler, Robert
RG	70	Roos, Jordan
RT	66	Cermin, Cameron
WR	15	Hart, Trae
WR	18	Posey, Cameron
QB	12	Appleby, Austin
RB	10	Knox, D.J.

Pos	##	DEFENSE
DT	54	Replogle, Jake
NG	92	Watson, Ryan
DE	95	Panfil, Evan
RE	11	Miles, Antoine
WLB	36	Ezechukwu
MLB	40	Bentley
SLB	29	Herman, Jimmy
CB	9D	Brown, Anthony
SS	3D	Clark, Leroy
FS	7D	Gregory, Robert
CB	24	Williams

Indiana State: 3S-Slupski, Luke, 5K-Killebrew, Aaro, 8-Fautanu, Lafael, 10-Cook, Kelvin, 12-Umeh, Osborn, 13-Denton, Tyler, 24-Genesey, Roland, 29-Henderson, Jona, 30-Woods, Haki, 32-Fleming, Marlon, 33-Walker, Lonnie, 34-Cody, Nick, 35-Stephen, Jerry, 37-Rollins, Kenyot, 38-Gray, Marcus, 40-Moss, Katrell, 42-Main, Andrew, 48-Bennett, Jaylin, 49-Broadus, Antoni, 51-Waller, Tyshon, 52-McGlaun, Norvel, 58-Appel, Joshua, 75-Dachota, Nick, 77-Byrne, Matt, 80-McClendon, Jacq, 82-Brown, Ta'Riq, 83-Mitchell, James, 87-Buske, Logan, 96-Lunsford, Andre, 97-McCown, Patrick, 98-Heidorn, Eric.

Purdue: 1D-Roberts, 1Q-Blough, David, 1E-Burke, Matt, 1T-Wilson, Eddy, 2D-Hunte, Da'Wan, 2O-Curry, Jonathan, 2C-Rose, David, 2L-Bailey, Marcus, 3O-Marshall, Bilal, 6O-Norwood, Myles, 8O-Jones, Markell, 8D-Cason, Tim, 9O-Monteroso, Dan, 14-Howard, Ra'Zahn, 16-Hudson, Garrett, 20-Phillips, 21-Mahoungou, 28-Yancey, David, 3O-Meadows, Thomas, 31-Schopper, Joe, 32-Pulliam, Evan, 33-Anthrop, Danny, 37-Griggs, Paul, 42-Garcia, Andy, 46-Johnson, Race, 47-Henley, Shane, 50-Yacobi, 51-Strauser, John, 52-Daniels, Johnny, 53-Barron, Kirk, 59-Newton, 6O-Swinger, Eric, 65-Makowski, Ben, 77-Warburg, Joey, 8O-Burgess, 81-Schon, Keenan, 82-Hilger, Alex, 85-Jurasevich, 87-Mikesich, Shane, 88-Herdman, Cole, 97-Rouse, Michael.





Box Score (Final)  
The Automated ScoreBook  
Virginia Tech vs Purdue (Sep 19, 2015 at West Lafayette, Ind.)

Score by Quarters	1	2	3	4	Total
Virginia Tech	10	14	17	10	51
Purdue	7	10	0	7	24

Qtr	Time	Scoring play
1st	10:53	VT - Slye, J 35 yd field goal, 6-49 2:28
	10:02	VT - Clark, C 20 yd fumble recovery (Slye, J kick)
	06:56	PUR - Appleby, Austin 2 yd run (Griggs, Paul kick), 9-74 3:06
2nd	14:03	PUR - Ezechukwu 90 yd fumble recovery (Griggs, Paul kick)
	08:00	VT - Hodges, B 3 yd pass from Motley, B (Slye, J kick), 12-75 6:03
	02:24	PUR - Griggs, Paul 34 yd field goal, 9-54 3:47
	01:08	VT - Motley, B 5 yd run (Slye, J kick), 7-75 1:16
3rd	13:53	VT - Slye, J 42 yd field goal, 4--7 1:07
	05:10	VT - Coleman, J.C. 1 yd run (Slye, J kick), 8-42 3:30
	01:00	VT - Shegog, A 15 yd blocked punt return (Slye, J kick)
4th	13:34	VT - Slye, J 46 yd field goal, 4-3 1:20
	07:02	PUR - Jones, Markell 60 yd run (Griggs, Paul kick), 4-68 1:17
	02:04	VT - Hodges, B 3 yd pass from Motley, B (Slye, J kick), 8-47 4:58

	VT	PUR
FIRST DOWNS	20	9
RUSHES-YARDS (NET)	56-238	29-144
PASSING YDS (NET)	233	121
Passes Att-Comp-Int	26-16-0	35-12-2
TOTAL OFFENSE PLAYS-YARDS	82-471	64-265
Fumble Returns-Yards	1-20	1-90
Punt Returns-Yards	6-70	0-0
Kickoff Returns-Yards	2-116	6-87
Interception Returns-Yards	2--4	0-0
Punts (Number-Avg)	5-41.6	7-42.3
Fumbles-Lost	5-1	2-1
Penalties-Yards	11-87	10-79
Possession Time	38:11	21:49
Third-Down Conversions	7 of 16	2 of 15
Fourth-Down Conversions	0 of 1	1 of 4
Red-Zone Scores-Chances	6-8	2-2
Sacks By: Number-Yards	2-13	2-17

RUSHING: Virginia Tech-Edmunds, Trey 9-72; McMillian, T 9-55; Coleman, J.C. 10-46; McKenzie, S 8-26; Motley, B 15-24; Rogers, S 1-15; Lawson, D 4-0. Purdue-Jones, Markell 6-90; Burgess 1-29; Knox, D.J. 8-16; Appleby, Austin 13-11; TEAM 1-minus 2.

PASSING: Virginia Tech-Motley, B 15-23-0-220; Rogers, S 1-2-0-13; Lawson, D 0-1-0-0. Purdue-Appleby, Austin 9-28-2-110; Blough, David 3-7-0-11.

RECEIVING: Virginia Tech-Ford, I 6-128; Phillips, C 3-26; Hodges, B 3-11; Rogers, S 2-15; Malleck, R 1-40; Motley, B 1-13. Purdue-Anthrop, Danny 3-43; Posey, Cameron 2-29; Yancey, De. 2-24; Herdman, Cole 2-13; Knox, D.J. 1-8; Phillips 1-3; Jones, Markell 1-1.

INTERCEPTIONS: Virginia Tech-Huelskamp, S 1-0; Alexander, A 1-minus 4. Purdue-None.

FUMBLES: Virginia Tech-Motley, B 4-1; Lawson, D 1-0. Purdue-Appleby, Austin 2-1.

Virginia Tech (2-1) vs. Purdue (1-2)  
Date: Sep 19, 2015 • Site: West Lafayette, Ind. • Stadium: Ross-Ade  
Attendance: 45759

Kickoff time: 3:32 • End of Game: 7:12 pm • Total elapsed time: 3:40  
Officials: Referee: Ron Snodgrass; Umpire: Tim Gover; Linesman: Kole Kneueppel;  
Line judge: Jeff Szink; Back judge: Dennis Morris; Field judge: Brad Horchem;  
Side judge: Frank Stenatore; Center judge: Eric Oliver;  
Temperature: 68 F • Wind: NNW 15 • Weather: Mostly Sunny

Box Score (Final)  
The Automated ScoreBook  
Bowling Green vs Purdue (Sep 26, 2015 at West Lafayette, Ind.)

Score by Quarters	1	2	3	4	Total
Bowling Green	7	14	0	14	35
Purdue	7	7	7	7	28

Qtr	Time	Scoring play
1st	11:01	BGSU - GREENE, Travis 11 yd run (TATE, Tyler kick), 14-78 3:59
	02:05	PUR - Blough, David 1 yd run (Griggs, Paul kick), 13-40 6:03
2nd	13:58	BGSU - WILSON, Donovan 2 yd run (TATE, Tyler kick), 12-75 3:07
	11:39	PUR - Yancey, De. 45 yd pass from Blough, David (Griggs, Paul kick), 5-75 2:19
	01:02	BGSU - WILSON, Donovan 1 yd run (TATE, Tyler kick), 7-80 1:19
3rd	10:45	PUR - Burgess 5 yd run (Griggs, Paul kick), 12-75 4:15
4th	08:34	BGSU - MOORE, Ronnie 4 yd pass from JOHNSON, Matt (TATE, Tyler kick), 10-85 3:13
	07:58	PUR - Phillips 62 yd pass from Blough, David (Griggs, Paul kick), 2-75 0:36
	00:09	BGSU - GREENE, Travis 12 yd run (TATE, Tyler kick), 9-80 2:41

	BGSU	PUR
FIRST DOWNS	39	25
RUSHES-YARDS (NET)	33-137	38-77
PASSING YDS (NET)	402	349
Passes Att-Comp-Int	59-43-1	40-30-1
TOTAL OFFENSE PLAYS-YARDS	92-539	78-426
Fumble Returns-Yards	0-0	0-0
Punt Returns-Yards	0-0	0-0
Kickoff Returns-Yards	4-75	1-20
Interception Returns-Yards	1-0	1-0
Punts (Number-Avg)	1-54.0	3-42.0
Fumbles-Lost	1-1	1-0
Penalties-Yards	10-98	9-92
Possession Time	27:31	32:29
Third-Down Conversions	11 of 16	9 of 17
Fourth-Down Conversions	1 of 3	3 of 3
Red-Zone Scores-Chances	5-6	2-4
Sacks By: Number-Yards	3-22	2-8

RUSHING: Bowling Green-GREENE, Travis 11-70; JOHNSON, Matt 11-58; COPPET, Fred 7-22; WILSON, Donovan 2-3; TEAM 2-minus 16. Purdue-Knox, D.J. 19-42; Jones, Markell 6-19; Blough, David 12-11; Burgess 1-5.

PASSING: Bowling Green-JOHNSON, Matt 43-59-1-402. Purdue-Blough, David 29-39-1-340; Marshall, Bilal 1-1-0-9.

RECEIVING: Bowling Green-DIETER, Gehrig 10-96; MOORE, Ronnie 9-74; GREENE, Travis 6-75; LEWIS, Roger 6-49; LEE, Derek 5-37; BURBRINK, Ryan 4-30; COPPET, Fred 2-14; GALLON, Chris 1-27. Purdue-Knox, D.J. 6-54; Anthorp, Danny 5-40; Phillips 4-92; Yancey, De. 4-80; Jones, Markell 4-23; Posey, Cameron 2-17; Jurasevich 2-8; Young 1-16; Herdman, Cole 1-10; Blough, David 1-9.

INTERCEPTIONS: Bowling Green-VALDEZ, Austin 1-0. Purdue-Williams, F. 1-0.

FUMBLES: Bowling Green-TEAM 1-1. Purdue-Blough, David 1-0.

Bowling Green (2-2) vs. Purdue (1-3)  
Date: Sep 26, 2015 • Site: West Lafayette, Ind. • Stadium: Ross-Ade  
Attendance: 33162

Kickoff time: 12:01 pm • End of Game: 3:25 pm • Total elapsed time: 3:24  
Officials: Referee: Daniel Capron; Umpire: Pat Bayers; Linesman: Jim Ryan;  
Line judge: Brian Bolinger; Back judge: Jake Kemp; Field judge: Kyle DeBuse;  
Side judge: Craig Jeffreys; Center judge: Curt Johnson;  
Temperature: 66 F • Wind: ENE 10 • Weather: Overcast

SACKS (UA-A): Virginia Tech-Fuller, K 1-0; Baron, W 1-0. Purdue-Miles, Antoine 1-0; Hunte, Da'Wan 1-0.

TACKLES (UA-A): Virginia Tech-Alexander, A 7-0; Clark, C 5-0; Clarke, D 4-1; Stroman, G 3-1; Ekanem, K 3-0; Baron, W 2-1; Nicolas, D 1-1; Edmunds, Trem 1-1; McKinnon, D 0-2; Edmunds, Te 1-0; Alleyne, J 1-0; Fuller, K 1-0; Shegog, A 1-0; Facyson, B 1-0; Huelskamp, S 1-0; Reynolds, M 1-0; Slye, J 0-1; Maddy, I 0-1; Vandkye, R 0-1. Purdue-Clark, Leroy 8-3; Bentley 5-6; Miles, Antoine 2-5; Bailey, Marcus 5-1; Gregory, Robert 3-3; Robinson, Gelen 4-1; Garcia, Andy 2-3; Replogle, Jake 2-3; Williams 2-3; Ezechukwu 1-4; Brown, Anthony 3-1; Herman, Jimmy 3-1; Watson, Ryan 2-2; Hunte, Da'Wan 2-1; Rouse, Michael 1-2; Panfil, Evan 1-2; Wilson, Eddy 1-1; Posey, Cameron 1-0; Schopper, Joe 1-0; Norwood, Myles 1-0; Phillips 0-1; Polk-Campbell 0-1; Roberts 0-1; Howard, Ra'Zahn 0-1; Henley, Shane 0-1; Hilger, Alex 0-1.

Game Starters:

Virginia Tech

Pos	##	OFFENSE
FL	7	Hodges, B
LT	71	McLaughlin, J
LG	57	Teller, W
C	64	Gallo, E
RG	72	Conte, A
RT	77	Hansen, W
TE	88	Malleck, R
SE	1	Ford, I
QB	9	Motley, B
FB	45	Rogers, S
TB	34	McMillian, T

Pos	##	DEFENSE
E	90	Nicolas, D
T	92	Maddy, L
NT	60	Baron, W
E	40	Ekanem, K
OLB	40	Clarke, D
MLB	56	Huelskamp, S
OLB	3	Stroman, G
CB	31	Facyson, B
ROV	36	Alexander, A
FS	19	Clark, C
CB	11	Fuller, K

Purdue

Pos	##	OFFENSE
WR	50	Young
WR	70	Yancey, De.
LT	75	Hedelin, David
LG	72	King, Jason
C	57	Kugler, Robert
RG	70	Roos, Jordan
RT	66	Cermin, Cameron
TE	85	Jurasevich
WR	33	Anthorp, Danny
QB	12	Appleby, Austin
RB	10	Knox, D.J.

Pos	##	DEFENSE
DT	54	Replogle, Jake
NG	92	Watson, Ryan
DE	95	Panfil, Evan
RE	11	Miles, Antoine
WLB	36	Ezechukwu
MLB	40	Bentley
SLB	29	Herman, Jimmy
CB	90	Brown, Anthony
SS	30	Clark, Leroy
FS	70	Gregory, Robert
CB	24	Williams

Virginia Tech: 2Q-Lawson, D, 2-Riley, D, 2D-Williams, C, 4-Coleman, J.C., 5-Phillips, C, 6-Reynolds, M, 8-Burns, D, 13-Durkin, C, 14-Edmunds, Trey, 15-Caleb, J, 17-Alleyne, J, 20-Newsome, D, 21-Brainard, M, 22-Edmunds, Te, 23-Greene, D, 24-Shegog, A, 26-Frye, D, 27-Hughes, A.J., 28-McKenzie, S, 32-Peoples, S, 35-Santamaria, M, 37-Vandyke, R, 38-McKinnon, D, 41-Willenbrock, J, 43-Dooley, S, 44-Lydon, C, 46-Slye, J, 49-Edmunds, Trem, 50-Moss, J, 52-Redman, D, 53-Young, T, 59-D'Antuono, E, 61-Chung, K, 67-Osterloh, P, 69-Nijman, Y, 74-Pfaff, B, 75-Smith, A, 80-Knowles, D, 81-Asante, K, 83-Meyer, C, 86-Carroll, C.J., 87-Taylor, C, 89-Cline, K, 91-Sobczak, S, 93-Haynes, J, 95-Williams, N, 96-Marshall, C, 99-Mihota, V.

Purdue: 1T-Wilson, Eddy, 1D-Roberts, 1Q-Blough, David, 2D-Hunte, Da'Wan, 2L-Bailey, Marcus, 3O-Marshall, Bilal, 6O-Norwood, Myles, 8D-Cason, Tim, 8O-Jones, Markell, 9O-Monteroso, Dan, 13-Robinson, Gelen, 14-Howard, Ra'Zahn, 15-Hart, Trae, 16-Hudson, Garrett, 18-Posey, Cameron, 19-Polk-Campbell, 2O-Phillips, 21-Mahoungou, 27-Feichter, Evan, 28-Yancey, David, 3O-Meadows, Thomas, 31-Schopper, Joe, 32-Pulliam, Evan, 37-Griggs, Paul, 42-Garcia, Andy, 47-Henley, Shane, 53-Barron, K, 69-Newton, 74-Patterson, 8O-Burgess, 81-Schon, Keenan, 82-Hilger, Alex, 87-Mikesky, Shane, 88-Herdman, Cole, 97-Rouse, Michael.

SACKS (UA-A): Bowling Green-ROYSER, Taylor 2-0; BUSH, Terrance 1-0. Purdue-Panfil, Evan 1-0; Henley, Shane 1-0.

TACKLES (UA-A): Bowling Green-GREENE, Trent 9-2; VALDEZ, Austin 4-5; ROYSER, Taylor 6-1; BALLEW, Nilijah 4-3; HALE, Ben 3-4; MACK, Alfonso 2-2; TURNER, Dernard 1-3; MINNS, Mike 3-0; GOURDINE, I. 2-1; STEPHENS, Clint 2-1; BUSH, Terrance 2-0; SANFORD, James 2-0; COLVIN, Zach 1-1; SMITH, Shannon 1-1; HARRIS, Brandon 0-2; ROOP, Trevor 1-0; BAIRD, Bryan 1-0; COPPET, Fred 0-1; LOCKE, Nate 0-1. Purdue-Bentley 9-5; Ezechukwu 6-4; Brown, Anthony 5-1; Hunte, Da'Wan 3-3; Garcia, Andy 2-3; Howard, Ra'Zahn 3-1; Williams, F. 3-1; Gregory, Robert 2-2; Miles, Antoine 1-3; Henley, Shane 3-0; Replogle, Jake 2-1; Clark, Leroy 2-1; Panfil, Evan 1-1; Robinson, Gelen 1-1; Polk-Campbell 1-0; Watson, Ryan 0-1; Herdman, Cole 0-1; Roberts 0-1; Cason, Tim 0-1; Hilger, Alex 0-1.

Game Starters:

Bowling Green

Pos	##	OFFENSE
WR	4	DIETER, Gehrig
WR	5	MOORE, Ronnie
LT	67	BENNETT, Jacob
LG	68	HUNTER, Ryan
C	71	McAULIFFE, Tim
RG	55	HUETTEL, Alex
RT	53	DIETZ, Logan
WR	17	BURBRINK, Ryan
WR	1	LEWIS, Roger
QB	11	JOHNSON, Matt
RB	8	GREENE, Travis

Pos	##	DEFENSE
E	33	ROYSTER, Taylor
T	92	COLVIN, Zach
NT	54	MINNS, Mike
E	61	BUSH, Terrance
OLB	20	GREENE, Trent
MLB	16	VALDEZ, Austin
OLB	35	SANFORD, James
CB	26	MACK, Alfonso
S	38	HALE, Ben
FS	18	TURNER, Dernard
CB	2	STEPHENS, Clint

Purdue

Pos	##	OFFENSE
WR	50	Young
WR	70	Yancey, De.
LT	75	Hedelin, David
LG	72	King, Jason
C	57	Kugler, Robert
RG	70	Roos, Jordan
RT	66	Cermin, Cameron
TE	85	Jurasevich
WR	33	Anthorp, Danny
QB	10	Blough, David
RB	10	Knox, D.J.

Pos	##	DEFENSE
DT	54	Replogle, Jake
NG	92	Watson, Ryan
DE	95	Panfil, Evan
RE	11	Miles, Antoine
WLB	36	Ezechukwu
MLB	40	Bentley
SLB	42	Garcia, Andy
CB	90	Brown, Anthony
SS	30	Clark, Leroy
FS	70	Gregory, Robert
CB	24	Williams, F.

Bowling Green: 1B-BANKS, Aaron, 1C-COBY, Herve, 3-KNAPKE, James, 4H-HARDY, Eilar, 6-GALLON, Chris, 7-RHODES, Robbie, 9G-GOURDINE, I., 9-REDDING, Teo, 10-HARRIS, Brandon, 13-BOZEMAN, Jamari, 14-MILTON, Marcus, 22-JACKSON, Robert, 23-DOMER, Matthew, 25-BALLEW, Nilijah, 27-LOCKE, Nate, 28-COPPET, Fred, 31-ROBINSON, Matt, 36-WALZ, Jack, 44-WILSON, Donovan, 47-ROBERTS, H., 49-DAVIDSON, Joe, 50-LUNSFORD, Izaah, 51-BROWN, Malik, 52-HOHENSTEIN, G., 57-BARTMAN, Zac, 62-CAIRO, Spencer, 70-WARE, De'Angelo, 72-STEWARD, Ben, 77-BEGGAN, JJ, 81-ROOP, Trevor, 83-LEE, Derek, 88-FOLKERTSMA, H., 93-SMITH, Shannon, 98-TATE, Tyler, 99-BABAY, Brian.

Purdue: 1T-Wilson, Eddy, 1D-Roberts, 2D-Hunte, Da'Wan, 3O-Marshall, Bilal, 6O-Norwood, Myles, 8O-Jones, Markell, 8D-Cason, Tim, 13-Robinson, Gelen, 14-Howard, Ra'Zahn, 15-Hart, Trae, 16-Hudson, Garrett, 18-Posey, Cameron, 19-Polk-Campbell, 2O-Phillips, 21-Mahoungou, 27-Feichter, Evan, 28-Yancey, David, 3O-Meadows, Thomas, 31-Schopper, Joe, 32-Pulliam, Evan, 34-Sullins, Austin, 37-Griggs, Paul, 47-Henley, Shane, 74-Patterson, 8O-Burgess, 81-Schon, Keenan, 82-Hilger, Alex, 87-Mikesky, Shane, 88-Herdman, Cole.





**Box Score (Final)**  
**The Automated ScoreBook**  
**Purdue vs #2 Michigan State (Oct 03, 2015 at East Lansing, Mich.)**

Score by Quarters	1	2	3	4	Total
Purdue	0	0	7	14	<b>21</b>
Michigan State	14	7	0	3	<b>24</b>

**Qtr Time Scoring play**

1st 07:11 MSU - Scott, LJ 18 yd run (Geiger, Michael kick), 3-27 0:47  
00:28 MSU - Scott, LJ 1 yd run (Geiger, Michael kick), 8-94 4:01  
2nd 11:39 MSU - Shelton, R.J. 23 yd pass from Cook, Connor (Geiger, Michael kick), 6-64 3:15  
3rd 05:30 PUR - Phillips 2 yd pass from Blough, David (Griggs, Paul kick), 6-21 2:34  
4th 14:10 PUR - Jones, Markell 68 yd run (Griggs, Paul kick), 3-80 1:18  
09:54 MSU - Geiger, Michael 30 yd field goal, 8-65 4:11  
06:44 PUR - Jones, Markell 3 yd run (Griggs, Paul kick), 7-79 3:05

	PUR	MSU
<b>FIRST DOWNS</b>	16	20
<b>RUSHES-YARDS (NET)</b>	32-165	47-267
<b>PASSING YDS (NET)</b>	136	139
Passes Att-Comp-Int	31-15-1	19-13-0
<b>TOTAL OFFENSE PLAYS-YARDS</b>	63-301	66-406
Fumble Returns-Yards	0-0	0-0
Punt Returns-Yards	0-0	0-0
Kickoff Returns-Yards	4-76	3-56
Interception Returns-Yards	0-0	1-0
Punts (Number-Avg)	4-47.2	5-41.4
Fumbles-Lost	2-2	1-0
Penalties-Yards	22-36	8-51
Possession Time	5 of 13	5 of 14
Third-Down Conversions	1 of 3	0 of 1
Fourth-Down Conversions	2-2	3-4
Red-Zone Scores-Chances	0-0	3-19
Sacks By: Number-Yards		

RUSHING: Purdue-Jones, Markell 22-157; Knox, D.J. 2-4; Blough, David 8-4. Michigan State-Scott, LJ 18-146; London, Madre 17-97; Cook, Connor 5-48; Shelton, R.J. 2-10; Pendleton, T. 1-0; TEAM 4-minus 34.

PASSING: Purdue-Blough, David 15-31-1-136. Michigan State-Cook, Connor 13-19-0-139.

RECEIVING: Purdue-Yancey, De. 4-68; Anthrop, Danny 4-42; Phillips 2-10; Herdman, Cole 2-2; Jurasevich 1-6; Mahoungou 1-6; Jones, Markell 1-2. Michigan State-Shelton, R.J. 3-31; Madaris, Monty 2-47; Lyles, Jamal 2-21; Lang, Paul 2-14; Troup, AJ 1-14; Burbridge, A. 1-9; Scott, LJ 1-4; London, Madre 1-minus 1.

INTERCEPTIONS: Purdue-None. Michigan State-Cox, Demetrius 1-0.

FUMBLES: Purdue-Jones, Markell 1-1; Blough, David 1-1. Michigan State-TEAM 1-0.

Purdue (1-4,0-1) vs. Michigan State (5-0,1-0)  
Date: Oct 03, 2015 • Site: East Lansing, Mich. • Stadium: Spartan Stadium  
Attendance: 74418

Kickoff time: 12:01 pm • End of Game: 3:09pm • Total elapsed time: 3:08  
Officials: Referee: J Servinski; Umpire: Steven Woods; Linesman: Brian Matthew;  
Line judge: Ron Tipton; Back judge: Todd Ransom; Field judge: Joel Clay;  
Side judge: Don Swanson; Center judge: Edward Feaster;  
Temperature: 49 • Wind: ENE 16 • Weather: Cloudy

**Box Score (Final)**  
**2015 Purdue Boilermakers**  
**Minnesota vs Purdue (Oct 10, 2015 at West Lafayette, Ind.)**

Score by Quarters	1	2	3	4	Total
Minnesota	0	10	28	3	<b>41</b>
Purdue	6	0	0	7	<b>13</b>

**Qtr Time Scoring play**

1st 10:18 PUR - Knox, D.J. 1 yd run (Griggs, Paul kick failed), 13-75 4:42  
2nd 14:51 MINN - Santoso, Ryan 37 yd field goal, 8-34 3:56  
05:12 MINN - Leidner, Mitch 1 yd run (Santoso, Ryan kick), 6-37 3:08  
3rd 14:06 MINN - Brooks, Shannon 71 yd run (Santoso, Ryan kick), 2-76 0:54  
07:25 MINN - Lingen, Brandon 3 yd pass from Leidner, Mitch (Santoso, Ryan kick), 10-57 5:13  
01:27 MINN - Lingen, Brandon 17 yd pass from Leidner, Mitch (Santoso, Ryan kick), 7-60 3:53  
01:11 MINN - Myrick, Jalen 27 yd interception return (Santoso, Ryan kick)  
4th 05:57 MINN - Santoso, Ryan 25 yd field goal, 8-47 4:09  
04:39 PUR - Herdman, Cole 10 yd pass from Blough, David (Griggs, Paul kick), 5-75 1:18

	MINN	PUR
<b>FIRST DOWNS</b>	17	17
<b>RUSHES-YARDS (NET)</b>	48-326	28-68
<b>PASSING YDS (NET)</b>	82	207
Passes Att-Comp-Int	18-11-1	49-21-3
<b>TOTAL OFFENSE PLAYS-YARDS</b>	66-408	77-275
Fumble Returns-Yards	0-0	0-0
Punt Returns-Yards	3-30	3-6
Kickoff Returns-Yards	1-24	3-58
Interception Returns-Yards	3-30	1-0
Punts (Number-Avg)	5-38.2	7-41.1
Fumbles-Lost	0-0	1-1
Penalties-Yards	6-55	0-0
Possession Time	36:03	23:57
Third-Down Conversions	6 of 14	3 of 17
Fourth-Down Conversions	0 of 0	3 of 6
Red-Zone Scores-Chances	5-5	2-2
Sacks By: Number-Yards	3-15	1-2

RUSHING: Minnesota-Brooks, Shannon 17-176; Smith, Rodney 13-52; Croft, Demry 3-34; Edwards,Berkley 5-29; Leidner, Mitch 6-14; Williams, R. 3-14; Maye, KJ 1-7. Purdue-Knox, D.J. 13-60; Jones, Markell 6-7; Blough, David 8-2; Yancey, David 1-minus 1.

PASSING: Minnesota-Leidner, Mitch 8-12-1-59; Croft, Demry 2-5-0-7; Maye, KJ 1-1-0-16. Purdue-Blough, David 21-49-3-207.

RECEIVING: Minnesota-Lingen, Brandon 3-22; Smith, Rodney 3-15; Wolitarsky,Drew 1-20; Leidner, Mitch 1-16; Streveler,Chris 1-4; Hart, Nick 1-3; Maye, KJ 1-2. Purdue-Anthrop, Danny 5-59; Mahoungou 3-28; Young 3-20; Knox, D.J. 3-10; Mikesky, Shane 2-49; Marshall, Bilal 1-14; Herdman, Cole 1-10; Phillips 1-9; Hart, Trae 1-5; Posey, Cameron 1-3.

INTERCEPTIONS: Minnesota-Myrick, Jalen 2-33; Campbell, D. 1-minus 3. Purdue-Ezechukwu 1-0.

FUMBLES: Minnesota-None. Purdue-Hart, Trae 1-1.

Minnesota (4-2,1-1) vs. Purdue (1-5,0-2)  
Date: Oct 10, 2015 • Site: West Lafayette, Ind. • Stadium: Ross-Ade  
Attendance: 33780

Kickoff time: 3:35 pm • End of Game: 6:55 pm • Total elapsed time: 3:20  
Officials: Referee: Todd Geerlings; Umpire: Jeff Carr; Linesman: Kelly Saalfeld;  
Line judge: John Quinn; Back judge: Jack Lyman; Field judge: Ed Rohan;  
Side judge: Bobby Sagers; Center judge: Brent Durbin;  
Temperature: 66 F • Wind: 5 NW mph • Weather: Sunny

SACKS (UA-A): Purdue-None. Michigan State-McDowell, M. 1-0; Colquhoun, A. 1-0; Reschke, J. 1-0.

TACKLES (UA-A): Purdue-Garcia, Andy 4-7; Bentley 3-6; Ezechukwu 1-7; Gregory, Robert 4-3; Clark, Leroy 3-4; Replogle, Jake 1-6; Roberts 2-4; Brown, Anthony 2-3; Robinson, Gelen 1-4; Panfil, Evan 3-1; Watson, Ryan 1-1; Wilson, Eddy 1-0; Hilger, Alex 1-0; Howard, Ra'Zahn 0-1; Williams, F. 0-1; Norwood, Myles 0-1; Polk-Campbell 0-1. Michigan State-Harris, Darien 4-4; McDowell, M. 5-1; Calhoun, S. 2-4; Colquhoun, A. 4-1; Reschke, J. 3-2; Bullough, Riley 2-3; Hicks, Darian 3-1; Cox, Demetrius 2-1; Williamson, RJ 1-2; Nicholson, M. 1-1; Heath, Joel 0-2; Watts-Jackson 1-0; Edmondson, J. 1-0; Frey, Chris 1-0; Thomas, L. 1-0; Jones, Shane 0-1; Morrissey, Matt 0-1.

**Game Starters:**

Purdue	Michigan State
Pos ## OFFENSE	Pos ## OFFENSE
WR 20 Phillips	X 16 Burbridge, A.
WR 70 Yancey, De.	LT 73 Finley, Dennis
LT 75 Hedelin, David	LG 65 Allen, Brian
LG 72 King, Jason	C 66 Allen, Jack
C 57 Kugler, Robert	RG 75 McGowan, Benny
RG 70 Roos, Jordan	RT 76 Clark, Donavon
RT 66 Cermin, Cameron	TE 83 Lang, Paul
TE 88 Herdman, Cole	FB 37 Pendleton, T.
QB 1Q Blough, David	F 5 Arnett, D.
RB 80 Jones, Markell	QB 18 Cook, Connor
WR 18 Posey, Cameron	TB 28 London, Madre
Pos ## DEFENSE	Pos ## DEFENSE
DT 54 Replogle, Jake	DE 89 Calhoun, S.
NG 92 Watson, Ryan	DT 92 Heath, Joel
DE 95 Panfil, Evan	NT 4 McDowell, M.
RE 11 Miles, Antoine	DE 8 Thomas, L.
WILL 36 Ezechukwu	STAR 45 Harris, Darien
MIKE 4D Bentley	MIKE 30 Bullough, Riley
SAM 42 Garcia, Andy	SAM 33 Reschke, J.
LCB 9D Brown, Anthony	CB 2 Hicks, Darian
SS 3D Clark, Leroy	SAF 26 Williamson, RJ
FS 7D Gregory, Robert	RC 36 Colquhoun, A.
RCB 24 Williams, F.	SAF 7D Cox, Demetrius

Purdue: 1T-Wilson, Eddy, 10-Knox, D.J., 1D-Roberts, 2D-Hunte, Da'Wan, 20-Curry, Jonathan, 60-Norwood, Myles, 13-Robinson, Gelen, 14-Howard, Ra'Zahn, 15-Hart, Trae, 16-Hudson, Garrett, 19-Polk-Campbell, 21-Mahoungou, 27-Feichter, Evan, 28-Yancey, David, 30-Meadows, Thomas, 31-Schopper, Joe, 32-Pulliam, Evan, 33-Anthrop, Danny, 37-Griggs, Paul, 47-Henley, Shane, 65-Makowski, Ben, 74-Patterson, 80-Burgess, 81-Schon, Keenan, 82-Hilger, Alex, 85-Jurasevich, 87-Mikesky, Shane.

Michigan State: 3-Scott, LJ, 4K-Geiger, Michael, 5D-Dowell, Andrew, 6-Terry, Damion, 8K-Cronin, Kevin, 8J-Jones, Evan, 9-Nicholson, M., 10-Morrissey, Matt, 11-Lyles, Jamal, 12-Shelton, R.J., 14-Laneaux, Chris, 19-Troup, AJ, 20-Watts-Jackson, 23-Frey, Chris, 24-Holmes, Gerald, 25-Hartbarger, J., 27-Willis, Khari, 31-Harrell, T.J., 38-Bullough, Byron, 39-Edmondson, J., 42-Leimbach, Zac, 44-Miller, Grayson, 49-Jones, Shane, 52-Pepper, Taybor, 55-Machado, M., 59-Beedle, David, 64-Clemons, B., 72-Evans, Craig, 77-Padla, Nick, 80-Chmura, Dylan, 81-Sokol, Matt, 84-Davis, Felton, 86-Macksod, Matt, 88-Madaris, Monty, 93-Knox, Damon, 98-Cooper, D..

SACKS (UA-A): Minnesota-Timms, Yoshoub 1-0; Lynn, Jack 0-1; Richardson, S 1-0; Ekpe, Hendrick 0-1. Purdue-Ezechukwu 1-0.

TACKLES (UA-A): Minnesota-Poock, Cody 6-3; Campbell, D. 6-1; Johnson,Antonio 6-1; Lynn, Jack 2-2; McGhee, D 2-2; Richardson, S 2-2; Shenault, A 3-0; Murray, Eric 2-1; Timms, Yoshoub 1-2; Cashman, Blake 1-1; Celestin, J 3-2; Ayinde,Adekunle 1-0; Huff, Julian 1-0; Williams, R. 1-0; Kafo, Julien 1-0; Stelter, Andrew 1-0; Myrick, Jalen 1-0; Ekpe, Hendrick 0-1; Rallis, Nick 0-1; Keith, Alex 0-1. Purdue-Clark, Leroy 6-5; Ezechukwu 8-2; Herman, Jimmy 3-4; Brown, Anthony 3-2; Roberts 3-2; Garcia, Andy 2-3; Wilson, Eddy 0-4; Robinson, Gelen 3-0; Pulliam, Evan 3-0; Gregory, Robert 2-1; Hudson, Garrett 0-3; Howard, Ra'Zahn 2-0; Replogle, Jake 2-0; Panfil, Evan 1-1; Watson, Ryan 1-1; Polk-Campbell 1-1; Williams 1-1; Phillips 1-0; Henley, Shane 1-0; Jurasevich 1-0; Mahoungou 1-0; Knox, D.J. 0-1; Yancey, De. 0-1.

**Game Starters:**

Minnesota	Purdue
Pos ## OFFENSE	Pos ## OFFENSE
WR 1 Maye, KJ	WR 20 Phillips
HTE 86 Lingen, Brandon	WR 70 Yancey, De.
LT 78 Lauer, Ben	LT 75 Hedelin, David
LG 73 Bjorklund, Joe	LG 72 King, Jason
C 71 Moore, Tyler	C 57 Kugler, Robert
RG 5E Mayes, Connor	RG 70 Roos, Jordan
RT 79 Pirsig, Jonah	RT 66 Cermin, Cameron
YTE 80 Wozniak, Nate	WR 18 Posey, Cameron
FB 41 Thomas, Miles	WR 33 Anthrop, Danny
QB 7 Leidner, Mitch	QB 1Q Blough, David
TB 27 Brooks, Shannon	RB 10 Knox, D.J.
Pos ## DEFENSE	Pos ## DEFENSE
E 55 Cockran,Thieren	DT 54 Replogle, Jake
T 96 Richardson, S	NG 92 Watson, Ryan
T 99 Stelter, Andrew	DE 95 Panfil, Evan
E 95 Ekpe, Hendrick	RE 13 Robinson, Gelen
LB 26 Campbell, D.	WLB 36 Ezechukwu
LB 12 Poock, Cody	MLB 29 Herman, Jimmy
LB 34 Shenault, A	SLB 42 Garcia, Andy
CB 31 Murray, Eric	CB 9D Brown, Anthony
S 11 Johnson,Antonio	SS 3D Clark, Leroy
S 4 Ayinde,Adekunle	FS 7D Gregory, Robert
CB 5 Myrick, Jalen	CB 16 Hudson, Garrett

Minnesota: 1Z-Gant, Desmond, 1A-Croft, Demry, 1H-Perra, Jacques, 3C-McKelvey, John, 3-Hardin, KiAnte, 8-McGhee, D, 8H-Johnson,Cavonte, 9A-Keith, Alex, 9-Carter, Eric, 13-Celestin, J, 14-Streveler,Chris, 15-Williams, E, 17-Huff, Jacob, 18-Santoso, Ryan, 20-Huff, Julian, 21-Holland, Melvin, 24-Smith, Rodney, 25-Jordahl, Payton, 32-Edwards,Berkley, 35-Williams, R., 36-Cashman, Blake, 37-Mortell, Peter, 43-Hartmann, Tyler, 45-Hart, Nick, 48-Weber, Blake, 50-Lynn, Jack, 52-Timms, Yoshoub, 56-Rallis, Nick, 60-Leidner, Matt, 63-Christenson,Jon, 68-Hayes, Isaac, 69-Carr, Justin, 70-Fahning, Chad, 77-Bush, Foster, 82-Wolitarsky,Drew, 88-Still, Rashad, 91-Kafo, Julien, 92-Donodo-Lay, R.

Purdue: 1D-Roberts, 1T-Wilson, Eddy, 2D-Hunte, Da'Wan, 2C-Rose, David, 20-Curry, Jonathan, 30-Marshall, Bilal, 50-Young, 60-Norwood, Myles, 8D-Cason, Tim, 8O-Jones, Markell, 9O-Montero, Dan, 11-Miles, Antoine, 14-Howard, Ra'Zahn, 15-Hart, Trae, 19-Polk-Campbell, 21-Mahoungou, 24-Williams, 27-Feichter, Evan, 28-Yancey, David, 30-Meadows, Thomas, 31-Schopper, Joe, 32-Pulliam, Evan, 37-Griggs, Paul, 47-Henley, Shane, 65-Makowski, Ben, 74-Patterson, 80-Burgess, 81-Schon, Keenan, 82-Hilger, Alex, 85-Jurasevich, 87-Mikesky, Shane, 88-Herdman, Cole.





Box Score (Final)  
The Automated ScoreBook  
Purdue vs Wisconsin (Oct 17, 2015 at Madison, Wis.)

Score by Quarters	1	2	3	4	Total
Purdue	0	7	0	0	7
Wisconsin	7	3	7	7	24

Qtr	Time	Scoring play
1st	09:25	WIS - Ingold, Alec 4 yd run (Gaglianone, R. kick), 10-81 5:35
2nd	12:44	PUR - Blough, David 2 yd run (Griggs, Paul kick), 9-29 3:46
	06:54	WIS - Gaglianone, R. 28 yd field goal, 11-65 5:50
3rd	00:00	WIS - Ogunbowale, D. 4 yd run (Gaglianone, R. kick), 5-33 2:15
4th	07:16	WIS - Ingold, Alec 1 yd run (Gaglianone, R. kick), 11-66 6:02

	PUR	WIS
FIRST DOWNS	12	26
RUSHES-YARDS (NET)	29-55	37-96
PASSING YDS (NET)	136	322
Passes Att-Comp-Int	26-15-0	39-30-1
TOTAL OFFENSE PLAYS-YARDS	55-191	76-418
Fumble Returns-Yards	0-0	0-0
Punt Returns-Yards	0-0	0-0
Kickoff Returns-Yards	3-56	1-10
Interception Returns-Yards	1-66	0-0
Punts (Number-Avg)	6-38.5	4-33.2
Fumbles-Lost	2-1	1-0
Penalties-Yards	7-67	7-65
Possession Time	22:14	37:46
Third-Down Conversions	4 of 13	7 of 14
Fourth-Down Conversions	1 of 3	1 of 1
Red-Zone Scores-Chances	1-1	4-6
Sacks By: Number-Yards	2-7	2-18

RUSHING: Purdue-Jones, Markell 12-46; Knox, D.J. 10-24; TEAM 1-minus 2; Blough, David 6-minus 13.  
Wisconsin-Ogunbowale, D. 18-56; Ingold, Alec 9-19; McEvoy, Tanner 2-16; Erickson, Alex 1-4; Stave, Joel 3-4; Rushing, George 1-1; Love, Reggie 1-minus 1; Team 2-minus 3.

PASSING: Purdue-Blough, David 15-26-0-136. Wisconsin-Stave, Joel 30-39-1-322.

RECEIVING: Purdue-Jones, Markell 3-29; Mikesky, Shane 3-27; Anthrop, Danny 3-18; Knox, D.J. 2-35; Phillips 1-8; Marshall, Bilal 1-8; Young 1-8; Yancey, De. 1-3. Wisconsin-Erickson, Alex 9-86; Wheelwright, R. 6-61; Ogunbowale, D. 6-51; Fumagalli, Troy 4-45; Peavy, Jazz 2-48; Love, Reggie 2-15; Steffes, Eric 1-16.

INTERCEPTIONS: Purdue-Clark, Leroy 1-66. Wisconsin-None.

FUMBLES: Purdue-Jones, Markell 1-1; Blough, David 1-0. Wisconsin-Stave, Joel 1-0.

Purdue (16-0,3-0) vs. Wisconsin (5-2,2-1)  
Date: Oct 17, 2015 • Site: Madison, Wis. • Stadium: Camp Randall  
Attendance: 80794

Kickoff time: 11:01 • End of Game: 14:05 • Total elapsed time: 3:04  
Officials: Referee: J. McGinn; Umpire: M. Pilarski; Linesman: B. Matthew;  
Line judge: J. Wiercinski; Back judge: J. Schwarzel; Field judge: T. Maguire;  
Side judge: J. Hayes; Center judge: P. Holt;  
Temperature: 41 • Wind: 6 West • Weather: Partly Cloudy

Box Score (Final)  
The Automated ScoreBook  
Nebraska vs Purdue (Oct 31, 2015 at West Lafayette, Ind.)

Score by Quarters	1	2	3	4	Total
Nebraska	3	6	7	29	45
Purdue	7	14	21	13	55

Qtr	Time	Scoring play
1st	07:53	NEB - Brown, Drew 41 yd field goal, 12-70 5:34
	05:06	PUR - Blough, David 56 yd run (Griggs, Paul kick), 6-77 2:47
2nd	13:48	PUR - Anthrop, Danny 3 yd pass from Blough, David (Griggs, Paul kick), 5-16 1:35
	11:52	NEB - Morgan Jr., S. 20 yd pass from Fyfe, Ryker (Brown, Drew kick blocked), 5-58 1:56
	04:12	PUR - Young 4 yd run (Griggs, Paul kick), 5-22 2:00
3rd	12:04	NEB - Cross, Imani 9 yd run (Brown, Drew kick), 8-75 2:56
	07:42	PUR - Jurasevich 5 yd pass from Blough, David (Griggs, Paul kick), 13-80 4:22
	05:19	PUR - Yancey, De. 83 yd pass from Blough, David (Griggs, Paul kick), 2-84 0:59
	02:34	PUR - Yancey, De. 9 yd pass from Blough, David (Griggs, Paul kick), 5-19 2:36
4th	14:56	NEB - Hovey, Lane 17 yd pass from Fyfe, Ryker (Brown, Drew kick), 8-70 2:38
	11:39	NEB - Janovich, Andy 1 yd run (Westerkamp, J. pass from Fyfe, Ryker), 5-71 1:20
	05:51	PUR - Jones, Markell 6 yd run (Griggs, Paul kick), 1-6 0:05
	03:27	NEB - Reilly, Brandon 8 yd pass from Fyfe, Ryker (Brown, Drew kick), 7-64 2:24
	01:02	PUR - Jones, Markell 8 yd run (Griggs, Paul kick blocked), 7-45 2:25
	00:30	NEB - Westerkamp, J. 35 yd pass from Fyfe, Ryker (Brown, Drew kick), 3-58 0:32

	NEB	PUR
FIRST DOWNS	28	20
RUSHES-YARDS (NET)	29-77	37-183
PASSING YDS (NET)	407	274
Passes Att-Comp-Int	48-29-4	43-28-0
TOTAL OFFENSE PLAYS-YARDS	77-484	80-457
Fumble Returns-Yards	0-0	1-27
Punt Returns-Yards	0-0	0-0
Kickoff Returns-Yards	8-163	4-86
Interception Returns-Yards	0-0	4-46
Punts (Number-Avg)	3-48.0	5-41.6
Fumbles-Lost	1-1	0-0
Penalties-Yards	7-40	6-58
Possession Time	29:26	30:34
Third-Down Conversions	7 of 12	8 of 17
Fourth-Down Conversions	0 of 0	2 of 3
Red-Zone Scores-Chances	6-6	6-6
Sacks By: Number-Yards	1-1	2-18

RUSHING: Nebraska-Newby, Terrell 10-56; Cross, Imani 8-39; Reilly, Brandon 1-20; Janovich, Andy 2-2; Pierson-El, D. 1-minus 5; Fyfe, Ryker 7-minus 35. Purdue-Jones, Markell 23-92; Blough, David 10-82; Phillips 1-5; Young 1-4; Monteroso, Dan 1-2; Anthrop, Danny 1-minus 2.

PASSING: Nebraska-Fyfe, Ryker 29-48-4-407. Purdue-Blough, David 28-43-0-274.

RECEIVING: Nebraska-Westerkamp, J. 9-123; Reilly, Brandon 5-88; Carter, Cethan 3-45; Ozigbo, Devine 3-42; Morgan Jr., S. 3-26; Hovey, Lane 2-33; Turner, Jamal 1-17; Newby, Terrell 1-13; Pierson-El, D. 1-12; Cross, Imani 1-8. Purdue-Anthrop, Danny 10-40; Yancey, De. 5-111; Jones, Markell 5-51; Posey, Cameron 3-16; Herdman, Cole 2-23; Jurasevich 2-5; Phillips 1-8; Burgess 0-20.

INTERCEPTIONS: Nebraska-None. Purdue-Brown, Anthony 3-4; Williams, F. 1-42.

FUMBLES: Nebraska-Fyfe, Ryker 1-1. Purdue-None.

Nebraska (3-6,1-4) vs. Purdue (2-6,1-3)  
Date: Oct 31, 2015 • Site: West Lafayette, Ind. • Stadium: Ross-Ade  
Attendance: 31351

Kickoff time: 12:01 pm • End of Game: 3:46 pm • Total elapsed time: 3:45  
Officials: Referee: Don Willard; Umpire: Jim Shaw; Linesman: Brian Matthew;  
Line judge: Ron Tipton; Back judge: Mike Brown; Field judge: Terry Anderson;  
Side judge: Steve Hassel; Center judge: Mike Stumberg;  
Temperature: 47 F • Wind: SSE 11 • Weather: Cloudy

SACKS (UA-A): Purdue-Howard, Ra'Zahn 1-0; Panfil, Evan 1-0. Wisconsin-Obasih, Chikwe 0-2; Orr, Chris 0-1; Schobert, Joe 0-1.

TACKLES (UA-A): Purdue-Brown, Anthony 7-4; Ezechukwu 2-9; Williams, F. 5-2; Clark, Leroy 4-3; Gregory, Robert 4-3; Howard, Ra'Zahn 2-4; Panfil, Evan 3-2; Hudson, Garrett 1-4; Replogle, Jake 2-2; Garcia, Andy 0-4; Watson, Ryan 1-2; Hunte, Da'Wan 2-0; Rouse, Michael 2-0; Hilger, Alex 1-0; Monteroso, Dan 1-0; Miles, Antoine 0-1; Robinson, Gelen 0-1; Kugler, Robert 0-1. Wisconsin-Edwards, TJ 7-9; Schobert, Joe 4-3; Orr, Chris 3-4; Caputo, Michael 4-1; Biegel, Vince 2-2; Obasih, Chikwe 0-4; Goldberg, A. 0-3; McEvoy, Tanner 1-1; Shelton, S. 1-1; Jamerson, N. 1-1; Sheehy, Conor 0-2; Tindal, Derrick 1-0; Cichy, Jack 1-0; Endicott, A. 1-0; Benzsshawel, B. 1-0; Hillary, Darius 1-0; Connelly, Ryan 0-1.

Game Starters:

Purdue			Wisconsin		
Pos	##	OFFENSE	Pos	##	OFFENSE
QB	1Q	Blough, David	QB	2	Stave, Joel
RB	10	Knox, D.J.	RB	23	Ogunbowale, D.
WR	20	Phillips	FB	34	Watt, Derek
WR	70	Yancey, De.	WR	86	Erickson, Alex
TE	88	Herdman, Cole	WR	15	Wheelwright, R.
TE	85	Jurasevich	TE	44	Steffes, Eric
LT	75	Hedelin, David	LT	61	Marz, Tyler
LG	72	King, Jason	LG	63	Deiter, Michael
C	57	Kugler, Robert	C	62	Williams, W.
RG	70	Roos, Jordan	RG	75	Kapoli, Micah
RT	66	Cermin, Cameron	RT	66	Benzschawel, B.

Pos	##	DEFENSE	Pos	##	DEFENSE
DT	54	Replogle, Jake	DE	95	Goldberg, A.
NG	92	Watson, Ryan	NT	94	Sheehy, Conor
DE	95	Panfil, Evan	DE	3A	Obasih, Chikwe
RE	13	Robinson, Gelen	OLB	47	Biegel, Vince
WLB	36	Ezechukwu	ILB	53	Edwards, TJ
MLB	16	Hudson, Garrett	ILB	50	Orr, Chris
SLB	42	Garcia, Andy	OLB	58	Schobert, Joe
CB	9D	Brown, Anthony	CB	5	Hillary, Darius
SS	3D	Clark, Leroy	SS	7	Caputo, Michael
FS	7D	Gregory, Robert	FS	3	McEvoy, Tanner
CB	24	Williams, F.	CB	8	Shelton, S.

Purdue: 2D-Hunte, Da'Wan, 30-Marshall, Bilal, 50-Young, 60-Norwood, Myles, 80-Jones, Markell, 90-Monteroso, Dan, 11-Miles, Antoine, 14-Howard, Ra'Zahn, 18-Posey, Cameron, 19-Polk-Campbell, 21-Mahoungou, 27-Feichter, Evan, 28-Yancey, David, 31-Schopper, Joe, 32-Pulliam, Evan, 33-Anthrop, Danny, 37-Griggs, Paul, 46-Johnson, Race, 47-Henley, Shayne, 50-Yacobi, 74-Patterson, 80-Burgess, 82-Hilger, Alex, 87-Mikesky, Shane, 97-Rouse, Michael.

Wisconsin: 5A-Maxwell, Jacob, 9-Fredrick, J., 10-Gaglianone, R., 11-Peavy, Jazz, 12-Jamerson, N., 14-Dixon, D'Cota, 16-Love, Reggie, 19-Musso, Leo, 20-Ramesh, Austin, 21-Farrar, A., 24-Brookins, K., 25-Tindal, Derrick, 26-Straus, Derek, 36-Ferguson, Joe, 37-Endicott, A., 41-Hayes, Jesse, 42-Watt, TJ, 43-Connelly, Ryan, 45-Ingold, Alec, 48-Cichy, Jack, 55-Dooley, Garrett, 57-James, Alec, 60-Udelhoven, C., 65-Sagapoli, Olive, 76-Schmidt, Logan, 81-Fumagalli, Troy, 87-Rushing, George, 90-Meyer, Drew, 91-Neuville, Z., 92-Patterson, J., 93-Keefer, Jake, 97-Russell, Jack.

SACKS (UA-A): Nebraska-Dzuris, Ross 1-0. Purdue-Panfil, Evan 1-0; Hudson, Garrett 0-1; Robinson, Gelen 0-1.

TACKLES (UA-A): Nebraska-Banderas, Josh 6-3; Gerry, Nate 4-4; Williams, Aaron 5-2; Newby, Marcus 4-2; Young, Dedrick 4-2; Davie, Daniel 4-1; Dzuris, Ross 4-1; Kalu, Joshua 3-1; Collins, Maliek 2-1; Akinmoladun, F. 1-1; Gangwish, Jack 1-1; Reed, Antonio 1-0; Maurice, Kevin 1-0; Joseph, Boaz 1-0; Williams, Kier. 1-0; Jones, Chris 1-0; Lewis, Alex 1-0; McMullen, Greg 0-1; Ozigbo, Devine 0-1; Fyfe, Ryker 0-1. Purdue-Clark, Leroy 8-2; Garcia, Andy 8-1; Replogle, Jake 5-2; Hudson, Garrett 5-2; Gregory, Robert 4-1; Brown, Anthony 3-1; Jurasevich 2-1; Robinson, Gelen 2-1; Panfil, Evan 2-1; Posey, Cameron 2-0; Miles, Antoine 1-1; Yancey, David 1-1; Burgess 1-0; Ezechukwu 1-0; Roberts 1-0; Williams, F. 0-1; Howard, Ra'Zahn 0-1.

Game Starters:

Nebraska			Purdue		
Pos	##	OFFENSE	Pos	##	OFFENSE
FB	35	Janovich, Andy	WR	20	Phillips
TE	11	Carter, Cethan	WR	70	Yancey, De.
LT	71	Lewis, Alex	LT	75	Hedelin, David
LG	66	Utter, Dylan	LG	72	King, Jason
C	65	Reeves, Ryne	C	57	Kugler, Robert
RG	70	Kondolo, C.	RG	70	Roos, Jordan
RT	57	Sterup, Zach	RT	66	Cermin, Cameron
WR	13	Hovey, Lane	TE	85	Jurasevich
WR	87	Reilly, Brandon	WR	33	Anthrop, Danny
QB	17	Fyfe, Ryker	QB	1Q	Blough, David
IB	34	Newby, Terrell	RB	80	Jones, Markell

Pos	##	DEFENSE	Pos	##	DEFENSE
E	90	McMullen, Greg	DT	54	Replogle, Jake
CB	8A	Jones, Chris	NG	92	Watson, Ryan
T	98	Valentine, V.	DE	95	Panfil, Evan
E	95	Gangwish, Jack	RE	13	Robinson, Gelen
E	88	Dzuris, Ross	WLB	36	Ezechukwu
LB	52	Banderas, Josh	DE	11	Miles, Antoine
LB	5	Young, Dedrick	SLB	42	Garcia, Andy
CB	1B	Kalu, Joshua	CB	9D	Brown, Anthony
S	24	Williams, Aaron	SS	3D	Clark, Leroy
S	25	Gerry, Nate	FS	7D	Gregory, Robert
CB	23	Davie, Daniel	CB	24	Williams, F.

Nebraska: 1C-Joseph, Boaz, 1-Westerkamp, J., 2S-Stevenson, J., 2A-Williams, Kier., 2-Mosley, Trai, 2B-Taylor, Adam, 3A-Brown, Drew, 3-Newby, Marcus, 5A-Thurston, Paul, 7-Collins, Maliek, 7A-Allen, Taarig, 8-Morgan Jr., S., 10-Turner, Jamal, 15-Pierson-El, D., 16-Reed, Antonio, 22-Ozigbo, Devine, 27-Foltz, Sam, 29-Nabity, Graham, 32-Cross, Imani, 33-Bailey, C., 39-Nelson, Jordan, 40-Ober, Jordan, 42-Foster, Trey, 43-Ferguson, Tyrin, 55-Maurice, Kevin, 56-Simpson, Brad, 59-Finnin, Matt, 67-Foster, Jerald, 73-Hahn, Sam, 84-Cotton, Sam, 86-Sutton, David, 91-Akinmoladun, F..

Purdue: 1T-Wilson, Eddy, 1D-Roberts, 2C-Rose, David, 2D-Hunte, Da'Wan, 20-Curry, Jonathan, 30-Marshall, Bilal, 50-Young, 8D-Cason, Tim, 90-Monteroso, Dan, 14-Howard, Ra'Zahn, 16-Hudson, Garrett, 18-Posey, Cameron, 21-Mahoungou, 27-Feichter, Evan, 28-Yancey, David, 30-Headows, Thomas, 31-Schopper, Joe, 32-Pulliam, Evan, 37-Griggs, Paul, 47-Henley, Shayne, 55-Mendez,Michael, 65-Makowski, Ben, 74-Patterson, 80-Burgess, 81-Schorn, Keenan, 82-Hilger, Alex, 87-Mikesky, Shane, 88-Herdman, Cole.







Box Score (Final)  
The Automated ScoreBook  
Illinois vs Purdue (Nov 07, 2015 at West Lafayette, Ind.)

Score by Quarters	1	2	3	4	Total
Illinois	10	17	14	7	48
Purdue	0	7	0	7	14

Qtr	Time	Scoring play
1st	11:41	ILL - Turner,Malik 32 yd pass from Lunt,Wes (Zalewski,T. kick), 5-76 1:55
	04:48	ILL - Zalewski,T. 46 yd field goal, 8-33 1:42
2nd	08:42	ILL - Zalewski,T. 34 yd field goal, 12-47 5:03
	05:23	ILL - Ferguson,Josh 12 yd pass from Lunt,Wes (Zalewski,T. kick), 5-58 1:36
	00:57	PUR - Blough, David 3 yd run (Griggs, Paul kick), 15-71 4:26
	00:14	ILL - Cain,Desmond 20 yd pass from Lunt,Wes (Zalewski,T. kick), 7-72 0:43
3rd	02:30	ILL - Vaughn,Ke'Shawn 6 yd run (Zalewski,T. kick), 11-81 5:59
	01:41	ILL - Vaughn,Ke'Shawn 78 yd run (Zalewski,T. kick), 1-78 0:12
4th	10:42	PUR - Yancey, De. 25 yd pass from Blough, David (Griggs, Paul kick), 1-25 0:07
	01:47	ILL - Foster,K. 18 yd run (Zalewski,T. kick), 6-51 3:44

	ILL	PUR
FIRST DOWNS	29	17
RUSHES-YARDS (NET)	41-382	28-89
PASSING YDS (NET)	213	174
Passes Att-Comp-Int	38-21-0	47-29-2
TOTAL OFFENSE PLAYS-YARDS	79-595	75-263
Fumble Returns-Yards	0-0	0-0
Punt Returns-Yards	2-3	2-59
Kickoff Returns-Yards	1-27	7-95
Interception Returns-Yards	2-3	0-0
Punts (Number-Avg)	4-54.5	7-41.9
Fumbles-Lost	0-0	0-0
Penalties-Yards	8-69	3-34
Possession Time	33:36	26:24
Third-Down Conversions	5 of 14	6 of 18
Fourth-Down Conversions	1 of 1	2 of 4
Red-Zone Scores-Chances	5-6	1-2
Sacks By: Number-Yards	3-28	1-11

RUSHING: Illinois-Vaughn,Ke'Shawn 16-180; Ferguson,Josh 12-133; Crouch,Chayce 7-45; Foster,K. 1-18; Tucker,Cameron 2-12; Team 1-minus 1; Lunt,Wes 2-minus 5. Purdue-Jones, Markell 14-84; Yancey, David 2-10; TEAM 1-minus 2; Blough, David 11-minus 3.

PASSING: Illinois-Lunt,Wes 19-33-0-169; Crouch,Chayce 2-4-0-44; Team 0-1-0-0. Purdue-Blough, David 29-47-2-174.

RECEIVING: Illinois-Cain,Desmond 6-74; Ferguson,Josh 6-41; Allison, G. 4-22; Turner,Malik 2-36; Taylor,Dionte 2-17; Vaughn,Ke'Shawn 1-23. Purdue-Anthrop, Danny 6-20; Yancey, De. 5-51; Jones, Markell 5-13; Marshall, Bilal 3-29; Mikesky, Shane 3-17; Herdman, Cole 2-14; Yancey, David 2-11; Monteroso, Dan 1-13; Phillips 1-4; Posey, Cameron 1-2.

INTERCEPTIONS: Illinois-Little,Jevaris 1-8; Barton,Taylor 1-minus 5. Purdue-None.

FUMBLES: Illinois-None. Purdue-None.

Illinois (5-4,2-3) vs. Purdue (2-7,1-4)  
Date: Nov 07, 2015 • Site: West Lafayette, Ind. • Stadium: Ross-Ade  
Attendance: 40197

Kickoff time: 12:01 pm • End of Game: 3:30 pm • Total elapsed time: 3:29  
Officials: Referee: Todd Geerlings; Umpire: Mike Pilarski; Linesman: Steve Matarante;  
Line Judge: John Wiercinski; Back Judge: Dennis Morris; Field Judge: Jeffrey Noggle;  
Side Judge: Bobby Sagers; Center Judge: Eric Oliver;  
Temperature: 51 F • Wind: W 8 MPH • Weather: Sunny

Box Score (Final)  
2015 Purdue Boilermakers  
Purdue vs #18 Northwestern (Nov 14, 2015 at Evanston, Ill.)

Score by Quarters	1	2	3	4	Total
Purdue	7	0	7	0	14
Northwestern	7	7	0	7	21

Qtr	Time	Scoring play
1st	12:19	NU - Long, Warren 32 yd run (Mitchell, Jack kick), 7-75 2:41
	12:03	PUR - Young 68 yd pass from Blough, David (Griggs, Paul kick), 1-68 0:10
2nd	07:40	NU - Long, Warren 1 yd run (Mitchell, Jack kick), 6-41 2:33
3rd	12:03	PUR - Jones, Markell 2 yd run (Griggs, Paul kick), 7-71 2:57
4th	04:37	NU - Jackson, Justin 2 yd run (Mitchell, Jack kick), 12-58 5:22

	PUR	NU
FIRST DOWNS	18	21
RUSHES-YARDS (NET)	30-73	48-250
PASSING YDS (NET)	287	132
Passes Att-Comp-Int	45-26-1	24-11-2
TOTAL OFFENSE PLAYS-YARDS	75-360	72-382
Fumble Returns-Yards	1-0	0-0
Punt Returns-Yards	2-3	0-0
Kickoff Returns-Yards	3-55	1-37
Interception Returns-Yards	2-21	1-0
Punts (Number-Avg)	7-30.7	5-42.8
Fumbles-Lost	1-0	1-1
Penalties-Yards	6-60	4-23
Possession Time	28:23	31:37
Third-Down Conversions	8 of 19	8 of 17
Fourth-Down Conversions	1 of 3	0 of 1
Red-Zone Scores-Chances	1-1	2-3
Sacks By: Number-Yards	2-7	2-6

RUSHING: Purdue-Jones, Markell 13-58; Blough, David 9-12; Knox, D.J. 6-9; Yancey, David 1-1; Marshall, Bilal 1-minus 7. Northwestern-Jackson, Justin 24-116; Long, Warren 6-52; Thorson, C. 7-48; Shuler, Miles 2-30; Vault, Solomon 6-8; Oliver, Zack 1-minus 1; TEAM 2-minus 3.

PASSING: Purdue-Blough, David 26-45-1-287. Northwestern-Thorson, C. 9-19-1-82; Oliver, Zack 2-5-1-50.

RECEIVING: Purdue-Young 5-107; Jones, Markell 5-68; Yancey, De. 4-39; Posey, Cameron 4-27; Anthrop, Danny 2-14; Knox, D.J. 2-3; Marshall, Bilal 1-12; Herdman, Cole 1-7; Mikesky, Shane 1-7; Jurasevich 1-3. Northwestern-Vault, Solomon 2-53; Carr, Austin 2-24; McHugh, Mike 2-17; Jones, C. 2-15; Dickerson, G. 1-15; Vitale, Dan 1-5; Dickerson, C. 1-3.

INTERCEPTIONS: Purdue-Roberts 1-17; Williams, F. 1-4. Northwestern-Henry, Traveon 1-0.

FUMBLES: Purdue-Jones, Markell 1-0. Northwestern-Jackson, Justin 1-1.

Purdue (2-8,1-5) vs. Northwestern (8-2,4-2)  
Date: Nov 14, 2015 • Site: Evanston, Ill. • Stadium: Ryan Field  
Attendance: 30003

Kickoff time: 11:01 am • End of Game: 2:15 pm • Total elapsed time: 3:14  
Officials: Referee: Todd Geerlings; Umpire: Jeff Carr; Linesman: Kelly Saalfeld;  
Line Judge: John Quinn; Back Judge: Michael Elliott; Field Judge: Ed Rohan;  
Side Judge: Bobby Sagers; Center Judge: Brent Durbin;  
Temperature: 46 • Wind: S-16 MPH • Weather: Mostly Sunny



SACKS (UA-A): Illinois-Bain,Rob 1-0; Neal Jr.,T.J. 1-0; Bentley, V. 1-0. Purdue-Garcia, Andy 1-0.

TACKLES (UA-A): Illinois-Fejedelem,C. 12-1; Monheim,Mason 5-2; Neal Jr.,T.J. 6-0; Spence,Eaton 5-1; Smoot,Dawuane 4-1; Day,Caleb 4-0; Echard,Nathan 3-1; Watson,Tre 2-2; Phillips,C. 2-1; Ward,Jihad 1-2; Dunlap,Jaylen 2-0; Bentley, V. 2-0; James,Chris 1-0; Doxy,Cedric 1-0; Jones,Julian 1-0; Barton,Taylor 1-0; Bain,Rob 1-0; Finney,Eric 0-1; Nelson,Kenny 0-1; Crawford,James 0-1. Purdue-Garcia, Andy 7-0; Clark, Leroy 4-3; Hudson, Garrett 4-2; Ezechukwu 2-4; Roberts 5-0; Williams, F. 5-0; Brown, Anthony 4-0; Replogle, Jake 4-0; Howard, Ra'Zahn 2-2; Gregory, Robert 2-2; Hunte, Da'Wan 2-1; Panfil, Evan 1-1; Makowski, Ben 1-0; Burgess 1-0; Wilson, Eddy 1-0; Anthropol, Danny 1-0; Robinson, Gelen 0-1; Herman, Jimmy 0-1; Miles, Antoine 0-1.

Game Starters:

Illinois		Purdue
Pos	##	OFFENSE
WRX	8	Allison, G.
WRT	86	Cain,Desmond
LT	57	Schmidt,Austin
LG	58	Boles,Chris
C	71	Spencer,Joe
RG	69	Karras,Ted
RT	67	DiLauro,C.
WR	4	Taylor,Dionte
WRZ	11	Turner,Malik
QB	12	Lunt,Wes
RB	6	Ferguson,Josh
Pos	##	DEFENSE
WR	20	Phillips
WR	70	Yancey, De.
LT	75	Hedelin, David
LG	72	King, Jason
C	57	Kugler, Robert
RG	70	Roos, Jordan
RT	66	Cermin, Cameron
TE	85	Jurasevich
WR	33	Anthropol, Danny
QB	1Q	Blough, David
RB	8Q	Jones, Markell

Pos	##	DEFENSE
E	6P	Phillips,C.
NT	17	Ward,Jihad
T	1B	Bain,Rob
LEO	91	Smoot,Dawuane
WLB	43	Monheim,Mason
MLB	52	Neal Jr.,T.J.
SLB	14	Finney,Eric
CB	2	Bentley, V.
SS	3	Barton,Taylor
FS	20	Fejedelem,C.
CB	27	Spence,Eaton
Pos	##	DEFENSE
DT	54	Replogle, Jake
CB	2D	Hunte, Da'Wan
DE	95	Panfil, Evan
RE	13	Robinson, Gelen
WLB	36	Ezechukwu
MLB	16	Hudson, Garrett
SLB	42	Garcia, Andy
CB	9D	Brown, Anthony
SS	3D	Clark, Leroy
FS	7D	Gregory, Robert
CB	24	Williams, F.

Illinois: 11-James,Chris, 12-Zalewski,T., 1C-Clements,C., 2T-Tucker,Cameron, 2K-Kwaaning,D., 3N-Nudera,Jim, 4K-Kelly,Darwyn, 5C-Crawford,James, 5-Vaughn,Ke'Shawn, 7C-Crouch,Chayce, 7-Day,Caleb, 9-Mays,Sam, 9N-Nelson,Kenny, 10-Bello,B.J., 13-Frain,Ryan, 15-Little,Jevaris, 16-Murdock,M., 21-Cazley,Dillan, 22-Walls,Lakeith, 24-Mosely,Darius, 25-Foster,K., 26-Doxy,Cedric, 28-Dunlap,Jaylen, 30-Hylton,Julian, 33-Watson,Tre, 34-Svetina,Mike, 35-White,Sean, 38-Reisner,David, 39-Echard,Nathan, 42-Fotu,Joe, 44-Jones,Julian, 45-McGrew,Henry, 53-Allegretti,N., 54-Hirth,Zach, 55-Milan,Jamal, 56-Martin,Michael, 66-Fagan,Jordan, 73-O'Connor,Chris, 74-Brennan,Connor, 75-Flavin,Pat, 88-Grant,Zach, 89-Davis,Andrew, 94-Odenigbo, Tito.

Purdue: 1T-Wilson, Eddy, 1D-Roberts, 2C-Rose, David, 2O-Curry, Jonathan, 3O-Marshall, Bilal, 5O-Young, 9O-Monteroso, Dan, 11-Miles, Antoine, 14-Howard, Ra'Zahn, 18-Posey, Cameron, 21-Mahoungou, 23-Green, Keyante, 27-Feichter, Evan, 28-Yancey, David, 29-Herman, Jimmy, 3O-Meadows, Thomas, 31-Schopper, Joe, 32-Pulliam, Evan, 37-Griggs, Paul, 47-Henley, Shayne, 65-Makowski, Ben, 74-Patterson, 8O-Burgess, 81-Schon, Keenan, 82-Hilger, Alex, 87-Mikesky, Shane, 88-Herdman, Cole, 92-Watson, Ryan.

SACKS (UA-A): Purdue-Hunte, Da'Wan 1-0; Robinson, Gelen 1-0. Northwestern-Smith, Drew 2-0.

TACKLES (UA-A): Purdue-Clark, Leroy 5-2; Ezechukwu 4-2; Watson, Ryan 3-3; Replogle, Jake 4-1; Herman, Jimmy 4-1; Roberts 4-0; Brown, Anthony 4-0; Robinson, Gelen 2-2; Garcia, Andy 2-2; Henley, Shayne 3-0; Panfil, Evan 2-1; Hudson, Garrett 2-1; Howard, Ra'Zahn 2-0; Williams, F. 1-1; Hunte, Da'Wan 1-0; Wilson, Eddy 0-1; Miles, Antoine 0-1. Northwestern-Walker, Anthony 10-4; Hall, Nate 1-7; Lowry, Dean 3-2; Henry, Traveon 2-3; Smith, Drew 4-0; VanHoose, Nick 3-1; Harris, Matthew 3-1; Gibson, Deonte 2-2; Lancaster, T. 2-1; Kuhar, Greg 1-2; Igwebuike, G. 1-2; McShepard, M. 2-0; Watkins II, K. 2-0; Mahoney, Connor 1-0; Washington, X. 1-0; Shuler, Miles 1-0; Frazier, Matt 1-0; Hartage, Monte 0-1; Brown, Terrance 0-1; Buckley, S. 0-1; Robbins, C.J. 0-1; Thompson, J. 0-1.

Game Starters:

Purdue		Northwestern
Pos	##	OFFENSE
WR	50	Young
WR	70	Yancey, De.
LT	75	Hedelin, David
LG	72	King, Jason
C	57	Kugler, Robert
RG	70	Roos, Jordan
RT	66	Cermin, Cameron
WR	18	Posey, Cameron
WR	33	Anthropol, Danny
QB	1Q	Blough, David
RB	8Q	Jones, Markell
Pos	##	DEFENSE
DT	54	Replogle, Jake
NG	92	Watson, Ryan
DE	95	Panfil, Evan
RE	13	Robinson, Gelen
WILL	36	Ezechukwu
MIKE	29	Herman, Jimmy
SAM	42	Garcia, Andy
LCB	9D	Brown, Anthony
SS	3D	Clark, Leroy
FS	1D	Roberts
RCB	24	Williams, F.
Pos	##	DEFENSE
WR	5	Shuler, Miles
WR	14	Jones, C.
LT	72	Hance, Blake
LG	70	Mertz, Shane
C	69	North, Brad
RG	57	Frazier, Matt
RT	76	Olson, Eric
WR	6	McHugh, Mike
QB	18	Thorson, C.
RB	21	Jackson, Justin
SB	40	Vitale, Dan

Pos	##	DEFENSE
DT	54	Lowry, Dean
DE	94	Lancaster, T.
DT	90	Robbins, C.J.
DE	1A	Gibson, Deonte
LB	32	32
MLB	18	Walker, Anthony
OLB	55	Smith, Drew
CB	23	VanHoose, Nick
S	16	Igwebuike, G.
S	2	Henry, Traveon
CB	27	Harris, Matthew

Purdue: 1T-Wilson, Eddy, 1O-Knox, D.J., 2O-Curry, Jonathan, 2D-Hunte, Da'Wan, 3O-Marshall, Bilal, 6O-Norwood, Myles, 7D-Gregory, Robert, 11-Miles, Antoine, 14-Howard, Ra'Zahn, 16-Hudson, Garrett, 20-Phillips, 21-Mahoungou, 22-Dawson, Sawyer, 27-Feichter, Evan, 28-Yancey, David, 31-Schopper, Joe, 32-Pulliam, Evan, 37-Griggs, Paul, 44-Henley, Shayne, 53-Barron, Kirk, 65-Makowski, Ben, 74-Patterson, 8O-Burgess, 82-Hilger, Alex, 85-Jurasevich, 87-Mikesky, Shane, 88-Herdman, Cole.

Northwestern: 1-Chapman, Max, 2C-Salem, C., 3A-Hall, Nate, 3-Watkins II, K., 4-Vault, Solomon, 7-Odenigbo, I., 8A-Buckley, S., 8-Mitchell, Jack, 9-Dickerson, G., 10-Oliver, Zack, 11-Youngblood-Ary, 13-Long, Warren, 17-McShepard, M., 19-Dickerson, C., 24-Hartage, Monte, 26-Brown, Terrance, 35-Hruby, Tom, 36-Acker, Corey, 42-Jones, Joseph, 44-Prather, James, 52-Fitzpatrick,C., 53-Queliro, Cameron, 59-Butler, J.B., 68-Mahoney, Connor, 71-Doles, Tommy, 77-Playko, Kenton, 79-Coverdale, Sam, 8O-Carr, Austin, 81-Roberts, Jelani, 85-Scott, Mark, 87-Kidd, Garrett, 93-Kuhar, Greg, 95-Thompson, J., 96-Nisawnder, H., 98-Washington, X..



## Purdue Game Highs

### INDIVIDUAL

Rushes.....	23.....	Markell Jones vs. Nebraska
Yards Rushing.....	157.....	Markell Jones at Michigan State
TD Rushes.....	2.....	Twice, last Markell Jones vs. Nebraska
Long Rush.....	68.....	Markell Jones at Michigan State
Pass Attempts.....	49.....	David Blough vs. Minnesota
Pass Completions.....	31.....	Austin Appleby at Marshall
Yards Passing.....	340.....	David Blough vs. Bowling Green
TD Passes.....	4.....	Twice, last David Blough vs. Nebraska
Long Pass.....	83.....	David Blough vs. Nebraska
Receptions.....	10.....	Danny Anthrop vs. Nebraska
Yards Receiving.....	111.....	DeAngelo Yancey vs. Nebraska
TD Receptions.....	2.....	DeAngelo Yancey vs. Nebraska
Long Reception.....	83.....	DeAngelo Yancey vs. Nebraska
Field Goals.....	1.....	Paul Griggs, Multiple Times
Long Field Goal.....	34.....	Paul Griggs vs. Virginia Tech
Punts.....	7.....	Thrice
Punting Avg.....	49.3.....	Joe Schopper vs. Virginia Tech
Long Punt.....	69.....	Joe Schopper vs. Virginia Tech
Long Punt Return.....	51.....	Frankie Williams vs. Illinois
Long Kickoff Return.....	30.....	Frankie Williams at Northwestern
Tackles.....	14.....	Ja'Whaun Bentley vs. Bowling Green
Sacks.....	2.0.....	Antoine Miles vs. Indiana State
Tackles For Loss.....	3.0.....	Twice
Interceptions.....	3.....	Anthony Brown vs. Nebraska

### TEAM

Rushes.....	47.....	at Marshall
Yards Rushing.....	251.....	vs. Indiana State
Yards Per Rush.....	5.6.....	vs. Indiana State
TD Rushes.....	4.....	vs. Nebraska
Pass Attempts.....	49.....	vs. Minnesota
Pass Completions.....	31.....	at Marshall
Yards Passing.....	349.....	vs. Bowling Green
Yards Per Pass.....	8.7.....	vs. Bowling Green
TD Passes.....	4.....	Twice, last vs. Nebraska
Total Plays.....	95.....	at Marshall
Total Offense.....	540.....	vs. Indiana State
Yards Per Play.....	6.7.....	vs. Indiana State
Points.....	55.....	vs. Nebraska
Sacks By.....	4.....	vs. Indiana State
First Downs.....	28.....	at Marshall
Penalties.....	10.....	vs. Virginia Tech
Penalty Yards.....	92.....	vs. Bowling Green
Turnovers.....	4.....	Twice
Interceptions By.....	4.....	vs. Nebraska





## Opponent Game Highs

### INDIVIDUAL

Rushes .....	24.....	Justin Jackson, Northwestern
Yards Rushing .....	180.....	Ke'Shawn Vaughn, Illinois
TD Rushes.....	2.....	Multiple Times
Long Rush.....	78.....	Ke'Shawn Vaughn, Illinois
Pass Attempts .....	59.....	Matt Johnson, Bowling Green
Pass Completions .....	43.....	Matt Johnson, Bowling Green
Yards Passing .....	407.....	Ryker Fyfe, Nebraska
TD Passes.....	4.....	Ryker Fyfe, Nebraska
Long Pass.....	61.....	Brenden Motley, Virginia Tech
Receptions .....	10.....	Greg Dieter, Bowling Green
Yards Receiving .....	128.....	Isaiah Ford, Virginia Tech
TD Receptions .....	2.....	Twice
Long Reception .....	61.....	Isaiah Ford , Virginia Tech
Field Goals.....	3.....	Joey Slye, Virginia Tech
Long Field Goal.....	46.....	Twice
Punts .....	6.....	Osborn Umeh, Indiana State
Punting Avg .....	58.0.....	Ryan Frain, Illinois
Long Punt .....	63.....	Ryan Frain, Illinois
Long Punt Return .....	29.....	Greg Stroman, Virginia Tech
Long Kickoff Return.....	82.....	Der'Woun Greene, Virginia Tech
Tackles.....	17.....	Tiquan Lang, Marshall
Sacks .....	2.0.....	Twice
Tackles For Loss.....	3.0.....	T.J. Neal Jr, Illinois
Interceptions .....	2.....	Twice

### TEAM

Rushes .....	56.....	Virginia Tech
Yards Rushing .....	382.....	Illinois
Yards Per Rush .....	9.3.....	Illinois
TD Rushes.....	4.....	Bowling Green
Pass Attempts .....	59.....	Bowling Green
Pass Completions .....	43.....	Bowling Green
Yards Passing .....	407.....	Nebraska
Yards Per Pass .....	9.0.....	Virginia Tech
TD Passes.....	4.....	Nebraska
Total Plays .....	92.....	Bowling Green
Total Offense.....	595.....	Illinois
Yards Per Play .....	7.5.....	Illinois
Points .....	51.....	Virginia Tech
Sacks By.....	4.....	Bowling Green
First Downs.....	39.....	Bowling Green
Penalties .....	11.....	Virginia Tech
Penalty Yards.....	87.....	Virginia Tech
Turnovers .....	5.....	Nebraska
Interceptions By .....	4.....	Marshall





## Game-By-Game Starters

### Offensive Starters

Opponent	WR	WR	LT	LG	C	RG	RT	WR/TE	QB	FB/TE/WR	RB
Marshall	Young	De. Yancey	Hedelin	King	Kugler	Roos	Cermin	Anthrop	Appleby	Posey	Knox
Indiana State	Young	De. Yancey	Patterson	King	Kugler	Roos	Cermin	Hart	Appleby	Posey	Knox
Virginia Tech	Young	De. Yancey	Hedelin	King	Kugler	Roos	Cermin	Anthrop	Appleby	Jurasevich	Knox
Bowling Green	Young	De. Yancey	Hedelin	King	Kugler	Roos	Cermin	Anthrop	Blough	Jurasevich	Knox
Michigan State	Phillips	De. Yancey	Hedelin	King	Kugler	Roos	Cermin	Posey	Blough	Herdman	Jones
Minnesota	Phillips	De. Yancey	Hedelin	King	Kugler	Roos	Cermin	Anthrop	Blough	Posey	Knox
Wisconsin	Phillips	De. Yancey	Hedelin	King	Kugler	Roos	Cermin	Jurasevich	Blough	Herdman	Knox
Nebraska	Phillips	De. Yancey	Hedelin	King	Kugler	Roos	Cermin	Anthrop	Blough	Jurasevich	Jones
Illinois	Phillips	De. Yancey	Hedelin	King	Kugler	Roos	Cermin	Anthrop	Blough	Jurasevich	Jones
Northwestern	Young	De. Yancey	Hedelin	King	Kugler	Roos	Cermin	Anthrop	Blough	Posey	Jones
Iowa											
Indiana											

### Defensive Starters

Opponent	DT	NG/NB	DE	RE	WLB	MLB/DE	SLB	CB	SS	FS	CB/LB
Marshall	Replogle	Watson	Panfil	Miles	Ezechukwu	Bentley	Herman	Brown	Clark	Gregory	Williams
Indiana State	Replogle	Watson	Panfil	Miles	Ezechukwu	Bentley	Herman	Brown	Clark	Gregory	Williams
Virginia Tech	Replogle	Watson	Panfil	Miles	Ezechukwu	Bentley	Herman	Brown	Clark	Gregory	Williams
Bowling Green	Replogle	Watson	Panfil	Miles	Ezechukwu	Bentley	Garcia	Brown	Clark	Gregory	Williams
Michigan State	Replogle	Watson	Panfil	Miles	Ezechukwu	Bentley	Garcia	Brown	Clark	Gregory	Williams
Minnesota	Replogle	Watson	Panfil	Robinson	Ezechukwu	Herman	Garcia	Brown	Clark	Gregory	Hudson
Wisconsin	Replogle	Watson	Panfil	Robinson	Ezechukwu	Hudson	Garcia	Brown	Clark	Gregory	Williams
Nebraska	Replogle	Watson	Panfil	Robinson	Ezechukwu	Miles	Garcia	Brown	Clark	Gregory	Williams
Illinois	Replogle	Hunte	Panfil	Robinson	Ezechukwu	Hudson	Garcia	Brown	Clark	Gregory	Williams
Northwestern	Replogle	Watson	Panfil	Robinson	Ezechukwu	Herman	Garcia	Brown	Clark	Roberts	Williams
Iowa											
Indiana											

## Year-By-Year Career Starts

Player	OFFENSE					Player	DEFENSE				
	12	13	14	15	Total		12	13	14	15	Total
Robert Kugler	7	12	12	10	41*	Frankie Williams	5	11	11	10	36
Jordan Roos	—	6	12	10	28	Anthony Brown	0	10	12	10	32*
Jason King	—	5	12	10	27*	Jake Replogle	—	0	12	10	22*
DeAngelo Yancey	—	5	8	10	23	Ja'Whaun Bentley	—	—	12	5	17
Cameron Cermin	—	0	8	10	18	Danny Ezechukwu	—	—	6	10	16*
Danny Anthrop	0	2	8	7	17	Ryan Watson	—	4	2	9	15
David Hedelin	—	—	7	9	16	Leroy Clark	—	2	2	10	14
Cameron Posey	—	4	3	5	12	Jimmy Herman	—	1	8	5	14
Austin Appleby	—	0	7	3	10	Evan Panfil	—	1	0	10	11
David Blough	—	—	—	7	7*	Ra'Zahn Howard	—	0	10	0	10
Gregory Phillips	—	—	2	5	7	Robert Gregory	—	0	0	9	9
Shane Mikesky	0	7	0	0	7	Andy James Garcia	—	0	0	7	7*
D.J. Knox	—	—	0	6	6	Antoine Miles	—	—	0	6	6
Trae Hart	—	—	4	1	5	Gelen Robinson	—	—	0	5	5*
Jordan Jurasevich	—	—	0	5	5	Michael Rouse III	0	3	0	0	3
Domonique Young	—	—	—	5	5	Garrett Hudson	—	—	0	2	2
Markell Jones	—	—	—	4	4	Da'Wan Hunte	—	—	1	1	2
Cole Herdman	—	—	—	2	2	Austin Logan	—	0	1	0	1
Keyante Green	—	—	1	0	1	Brandon Roberts	—	—	—	1	1
Bilal Marshall	—	1	0	0	1						
Martesse Patterson	—	—	—	1	1						

\* denotes consecutive starts.

\* denotes consecutive starts.



## 2015 Purdue Touchdown Breakdown

Yards	No. of TD	Length of Drive	Time of Possession	TD Drives
1-9	20	1	0:01-0:59	6
10-19	1	2	1:00-1:30	3
20-29	1	4	1:31-1:59	2
30-39	1	0	2:00-2:59	10
40-49	1	3	3:00-3:59	4
50-59	4	0	4:00-4:59	7
60-69	4	4	5:00-5:59	0
70-79	0	16	6:00-6:59	1
80-89	1	3	7:00+	0
90+	0	0	OT	0
Totals	33		Totals	33

**Longest TD:** 83 yards, David Blough to DeAngelo Yancey vs. Nebraska  
**Shortest TD:** 1 yard, Multiple Times  
**Avg. yds on TD Drives:** 59.4

**Shortest TD Drive Time:** 0:05 vs. Nebraska  
**Longest TD Drive Time:** 6:03 vs. Bowling Green  
**Avg. TD Drive Time:** 2:31

Plays on TD Drives	TDs	Non-Offensive Touchdowns
1 Play	3	Danny Ezechukwu 90-yard fumble return vs. Virginia Tech
2 Plays	2	
3 Plays	1	
4 Plays	3	
5 Plays	5	
6 Plays	4	
7 Plays	3	
8 Plays	1	
9 Plays	3	
10 Plays	1	
11+ Plays	7	

**Shortest Drive by Plays:** 1 Thrice, last at Northwestern  
**Longest Drive by Plays:** 15, vs. Illinois  
**Avg. No. of Plays on TD Drives:** 6.8

## 2015 Purdue Redzone Numbers

Opponent	No.	Pct.	TD	Rush/Pass	FG	Missed FG	Int.	Fumbles	Downs	Half
Marshall	4-4	100%	3	2/1	1	0	0	0	0	0
Indiana State	3-4	75%	2	1/1	1	1	0	0	0	0
Virginia Tech	2-2	100%	1	1/0	1	0	0	0	0	0
Bowling Green	2-4	50%	2	2/0	0	2	0	0	0	0
Michigan State	2-2	100%	2	1/1	0	0	0	0	0	0
Minnesota	2-2	100%	2	1/1	0	0	0	0	0	0
Wisconsin	1-1	100%	1	1/0	0	0	0	0	0	0
Nebraska	6-6	100%	6	3/3	0	0	0	0	0	0
Illinois	1-2	50%	1	1/0	0	0	0	0	1	0
Northwestern	1-1	100%	1	1/0	0	0	0	0	0	0
Iowa										
Indiana										
Season Totals	24-28	86%	21	14/7	3	3	0	0	1	0

## 2015 Opponent Redzone Numbers

Opponent	No.	Pct.	TD	Rush/Pass	FG	Missed FG	Int.	Fumbles	Downs	Half
Marshall	4-5	80%	3	1/2	1	0	0	1	0	0
Indiana State	1-2	50%	1	0/1	0	1	0	0	0	0
Virginia Tech	6-8	75%	4	2/2	2	0	0	1	0	1
Bowling Green	5-6	83%	5	4/1	0	0	0	0	1	0
Michigan State	3-4	75%	2	2/0	1	1	0	0	0	0
Minnesota	5-5	100%	3	1/2	2	0	0	0	0	0
Wisconsin	4-6	67%	3	3/0	1	1	1	0	0	0
Nebraska	6-6	100%	5	2/3	1	0	0	0	0	0
Illinois	5-6	83%	4	2/2	1	1	0	0	0	0
Northwestern	2-3	67%	2	2/0	0	0	0	0	0	1
Iowa										
Indiana										
Season Totals	41-51	80%	32	19/13	9	4	1	2	1	1





## 2015 Purdue Drive Charts

Opponent	Drives	TD	FG	Missed FG	Punts	Fumbles	Int	Downs	Half	Avg. Start
Marshall	16	4	1	1	6	0	4	0	0	Own 27
Indiana State	16	5	1	2	5	2	0	1	0	Own 34
Virginia Tech	16	2	1	0	6	1	2	3	1	Own 25
Bowling Green	11	4	0	2	3	0	1	0	1	Own 28
Michigan State	12	3	0	0	4	2	1	1	1	Own 30
Minnesota	15	2	0	0	7	1	3	2	0	Own 20
Wisconsin	11	1	0	0	6	1	0	2	1	Own 27
Nebraska	15	8	0	0	5	0	0	1	1	Own 42
Illinois	14	2	0	0	7	0	2	2	1	Own 26
Northwestern	13	2	0	1	7	0	1	2	0	Own 30

Iowa

Indiana

Season Totals 142 33 3 6 56 7 14 14 6

Scoring on change of possession: Danny Ezechukwu 90-yard fumble recovery vs. Virginia Tech

## 2015 Opponent Drive Charts

Opponent	Drives	TD	FG	Missed FG	Punts	Fumbles	Int	Downs	Half	Avg. Start
Marshall	14	3	1	0	5	2	1	0	2	Own 30
Indiana State	16	2	0	2	6	1	2	2	1	Own 33
Virginia Tech	16	4	3	1	5	1	0	1	1	Own 44
Bowling Green	11	5	0	0	1	1	1	2	1	Own 23
Michigan State	12	3	1	1	5	0	0	1	1	Own 26
Minnesota	15	4	2	1	5	0	1	0	2	Own 41
Wisconsin	11	3	1	1	4	0	1	0	1	Own 33
Nebraska	16	6	1	0	3	1	4	0	1	Own 27
Illinois	14	6	2	1	4	0	0	0	1	Own 30
Northwestern	13	3	0	0	5	1	2	1	1	Own 19

Iowa

Indiana

Season Totals 138 39 11 7 43 7 12 7 12

Scoring on change of possession: Tiquan Lang 30-yd INT return (Marshall); Tiquan Lang 55-yd INT return (Marshall); Chuck Clark 20-yard fumble recovery (Virginia Tech); Anthony Shegog 15-yard blocked punt (Virginia Tech); Jalen Myrick 27-yd INT return (Minnesota)

## 2015 Scoring Drives

Game	Obtained	Scoring Play	Plays	Yards	TOP	Score	Quarter	Time
Marshall	Kickoff	Knox 4-yd run	11	75	4:17	7-7	1st	10:36
	Kickoff	Anthrop 9-yd pass	6	75	2:22	14-17	1st	0:38
	Fumble	Appleby 1-yd run	12	72	4:49	21-17	2nd	7:35
	Kickoff	Jones 36-yd run	9	70	3:14	28-24	3rd	8:33
	Fumble	Griggs 22-yd field goal	15	70	5:05	31-27	4th	10:14
Indiana State	Kickoff	Posey 57-yd pass	4	75	1:35	7-0	1st	13:25
	Punt	De. Yancey 50-yd pass	6	70	2:55	14-0	1st	0:26
	Missed FG	Griggs 19-yd field goal	10	78	4:07	17-7	2nd	2:40
	Punt	Monteroso 51-yd pass	4	68	0:30	24-7	2nd	0:00
	Kickoff	Jones 1-yd run	8	63	2:12	31-14	3rd	1:10
	Interception	Jones 5-yd pass	10	43	4:23	38-14	4th	6:24
Virginia Tech	Kickoff	Appleby 2-yd run	9	74	3:06	10-7	1st	6:56
	Punt	Griggs 34-yd field goal	9	54	3:47	17-17	2nd	2:24
	Downs	Jones 60-yd run	4	68	1:17	24-44	4th	7:02
Bowling Green	Fumble	Blough 1-yd run	13	40	6:03	7-7	1st	2:05
	Kickoff	De. Yancey 45-yd pass	5	75	2:19	14-14	2nd	11:39
	Kickoff	Burgess 5-yd run	12	75	4:15	21-21	3rd	10:45
	Kickoff	Phillips 62-yd pass	2	75	0:36	28-28	4th	7:58
Michigan State	Downs	Phillips 2-yd pass	6	21	2:34	7-21	3rd	5:30
	Missed FG	Jones 68-yd run	3	80	1:18	14-21	4th	14:10
	Kickoff	Jones 3-yd run	7	79	3:05	21-24	4th	6:44
Minnesota	Kickoff	Knox 1-yd run	13	75	4:42	6-0	1st	10:18
	Kickoff	Herdman 10-yd pass	5	75	1:18	13-41	4th	4:39
Wisconsin	Interception	Blough 1-yd run	9	29	3:46	7-7	2nd	12:44





## 2015 Scoring Drives

Game	Obtained	Scoring Play	Plays	Yards	TOP	Score	Quarter	Time
Nebraska	Kickoff	Blough 56-yd run	6	77	2:47	7-3	1st	5:06
	Fumble	Anthrop 3-yd pass	5	16	1:35	14-3	2nd	13:48
	Interception	Young 4-yd run	5	22	2:00	21-9	2nd	4:12
	Kickoff	Jurasevich 5-yd pass	13	80	4:22	28-16	3rd	7:42
	Punt	De. Yancey 83-yd pass	2	84	0:59	35-16	3rd	5:19
	Interception	De. Yancey 9-yd pass	5	19	2:36	42-16	3rd	2:34
	Interception	Jones 6-yd run	1	6	0:05	49-31	4th	5:51
	Kickoff	Jones 8-yd run	7	45	2:25	55-38	4th	1:02
Illinois	Kickoff	Blough 3-yd run	15	71	4:26	7-20	2nd	0:57
	Punt	De. Yancey 25-yd pass	1	25	0:07	14-41	4th	10:42
Northwestern	Kickoff	Young 68-yd pass	1	68	0:10	7-7	1st	12:03
	Kickoff	Jones 2-yd run	7	71	2:57	14-14	3rd	12:03



## Moving The Chains

### Third Down Conversions

Purdue	3&1	3&2	3&3	3&4	3&5	3&6	3&7	3&8	3&9	3&10	3&11+	Totals
Conv-Att	10-18	10-15	6-11	7-16	10-16	6-13	2-14	2-11	3-14	3-15	1-23	60-166
Pct.	56%	67%	55%	44%	63%	46%	14%	18%	21%	20%	4%	36%

**Purdue's Longest Third Down Conversion:** 14 yards vs. Virginia Tech

Opponents	3&1	3&2	3&3	3&4	3&5	3&6	3&7	3&8	3&9	3&10	3&11+	Totals
Conv-Att	16-19	7-10	10-15	5-9	5-10	4-13	3-8	3-11	1-4	2-9	7-36	56-130
Pct.	84%	70%	67%	56%	50%	31%	38%	27%	25%	22%	19%	43%

**Opponent's Longest Third Down Conversion:** 17 yards, Indiana State

### Fourth Down Conversions

Purdue	4&1	4&2	4&3	4&4	4&5	4&6	4&7	4&8	4&9	4&10	4&11+	Totals
Conv-Att	8-10	5-8	1-1	0-0	1-4	1-1	0-3	0-0	1-2	0-2	0-2	17-33
Pct.	80%	63%	100%	0%	25%	100%	0%	0%	50%	0%	0%	52%

**Purdue's Longest Fourth Down Conversion:** 9 yards vs. Bowling Green

Opponents	4&1	4&2	4&3	4&4	4&5	4&6	4&7	4&8	4&9	4&10	4&11+	Totals
Conv-Att	4-7	0-3	1-1	0-0	0-0	0-0	0-1	0-0	0-0	0-0	0-0	5-12
Pct.	57%	0%	100%	0%	0%	0%	0%	0%	0%	0%	0%	42%

**Opponent's Longest Fourth Down Conversion:** 3 yards, Indiana State

## 2015 First Downs

### Rushing

Markell Jones	26
D.J. Knox	18
David Blough	12
Austin Appleby	8
Anthony Brown	1
Jarrett Burgess	1
David Yancey	1
Total	67

### Receiving

DeAngelo Yancey	19
Danny Anthrop	17
Gregory Phillips	9
Cameron Posey	9
Markell Jones	8
Cole Herdman	7
D.J. Knox	7
Anthony Mahoungou	5
Shane Mikesky	4
Domonique Young	4
Bilal Marshall	3
Dan Monteroso	2
Trae Hart	1
Jordan Jurasevich	1
Total	96

### Total First Downs

Markell Jones	34
D.J. Knox	25
DeAngelo Yancey	19
Danny Anthrop	17
David Blough	12
Gregory Phillips	9
Cameron Posey	9
Austin Appleby	8
Cole Herdman	7
Anthony Mahoungou	5
Shane Mikesky	4
Domonique Young	4
Bilal Marshall	3
Dan Monteroso	2
Anthony Brown	1
Jarrett Burgess	1
Trae Hart	1
Jordan Jurasevich	1
David Yancey	1
Penalty	23
Total	188

## First-And-Goal

	Purdue	Opponent
Possessions	21	24
Total Scores	20	23
Touchdowns	18	22
Rushing	13	15
Passing	5	7
Field Goals	2	1
Missed Field Goals	1	0
Interception	0	0
Fumbles	0	1
Downs	0	0
Clock	0	0
Scoring Pct.	95%	96%
Touchdown Pct.	86%	92%

## Turnover Table (-1)

Takeaways	Takeaways			Result		
Opponent	Fum.	Int.	Total	TD	FG	Pts.
Marshall	2	1	3	1	1	10
Indiana State	1	2	3	1	0	7
Virginia Tech	1	0	1	1	0	7
Bowling Green	1	1	2	1	0	7
Michigan State	0	0	0	0	0	0
Minnesota	0	1	1	0	0	0
Wisconsin	0	1	1	1	0	7
Nebraska	1	4	5	4	0	28
Illinois	0	0	0	0	0	0
Northwestern	1	2	3	0	0	0
Iowa						
Indiana						
Totals	7	12	19	9	1	66

Giveaways	Giveaways			Result		
Opponent	Fum.	Int.	Total	TD	FG	Pts.
Marshall	0	4	4	2	0	14
Indiana State	2	0	2	0	0	0
Virginia Tech	1	2	3	1	0	7
Bowling Green	0	1	1	0	0	0
Michigan State	2	1	3	2	0	14
Minnesota	1	3	4	2	0	14
Wisconsin	1	0	1	0	0	0
Nebraska	0	0	0	0	0	0
Illinois	0	2	2	1	0	7
Northwestern	0	1	1	1	0	7
Iowa						
Indiana						
Totals	7	14	21	9	0	63



## 2015 Long Plays (20+ Yards)

### Rushing (10)

Markell Jones	68*	at Michigan State
Markell Jones	60*	Virginia Tech
David Blough	56*	Nebraska
D.J. Knox	42	Indiana State
Anthony Brown	39	Indiana State
Markell Jones	36*	at Marshall
Markell Jones	30	Illinois
Jarrett Burgess	29	Virginia Tech
D.J. Knox	22	at Marshall
Markell Jones	21	Nebraska

### Passing (24)

David Blough to DeAngelo Yancey	83*	Nebraska
David Blough to Domonique Young	68*	at Northwestern
David Blough to Gregory Phillips	62*	Bowling Green
Austin Appleby to Cameron Posey	57*	Indiana State
Austin Appleby to Dan Monteroso	51*	Indiana State
Austin Appleby to DeAngelo Yancey	50	at Marshall
Austin Appleby to DeAngelo Yancey	50*	Indiana State
David Blough to DeAngelo Yancey	45*	Bowling Green
David Blough to Danny Anthrop	41	Minnesota
David Blough to Shane Mikesky	40	Minnesota
David Blough to DeAngelo Yancey	35	at Michigan State
Austin Appleby to Danny Anthrop	32	Virginia Tech
David Blough to DeAngelo Yancey	29	at Michigan State
David Blough to Markell Jones	29	at Northwestern
Austin Appleby to Cameron Posey	27	Virginia Tech
David Blough to D.J. Knox	26	Bowling Green
David Blough to DeAngelo Yancey	25*	Illinois
Austin Appleby to Anthony Mahougou	24	at Marshall
David Blough to DeAngelo Yancey	22	Bowling Green
David Blough to Domonique Young	22	at Northwestern
David Blough to D.J. Knox	21	at Wisconsin
David Blough to Danny Anthrop	20	at Michigan State
David Blough to Markell Jones	20	at Wisconsin
David Blough to Danny Anthrop lateral to Jarrett Burgess	20	Nebraska

### Returns (18)

Danny Ezechukwu	90* (FR)	Virginia Tech
Frankie Williams	51 (PR)	Illinois
Frankie Williams	42 (INT)	Nebraska
Frankie Williams	30 (KOR)	at Northwestern
Frankie Williams	28 (KOR)	Minnesota
Frankie Williams	28 (KOR)	Nebraska
Garrett Hudson	27 (FR)	Nebraska
D.J. Knox	26 (KOR)	Indiana State
Danny Anthrop	25 (KOR)	at Marshall
Danny Anthrop	25 (KOR)	at Wisconsin
Frankie Williams	25 (KOR)	Illinois
Danny Anthrop	24 (KOR)	Virginia Tech
Danny Anthrop	23 (KOR)	Virginia Tech
Frankie Williams	23 (KOR)	at Michigan State
Danny Anthrop	23 (KOR)	Nebraska
Danny Anthrop	22 (KOR)	Nebraska
D.J. Knox	20 (KOR)	Bowling Green
Danny Anthrop	20 (KOR)	at Michigan State

\* denotes scoring play.





## The Last Time Purdue ...

Had 300 or more yards  
Had 400 or more yards  
Had 50 or more attempts  
Had four or more TDs  
Had two players with 100 yards in a game

### RUSHING

at Illinois, Oct. 4, 2014 (349)  
at Northwestern, Oct. 26, 2002 (407)  
vs. Western Michigan, Dec. 27, 2011 (56)  
vs. Nebraska, Oct. 31, 2015 (4)  
vs. Indiana, Nov. 23, 2002  
(Brandon Jones, 131 and Joey Harris, 102)

### PASSING

Had 400 or more yards  
Had 500 or more yards  
Had 45 or more attempts  
Had 30 or more completions  
Had four or more TDs  
Threw three interceptions  
Threw four or more interceptions

at Indiana, Nov. 30, 2013 (485)  
vs. Central Michigan, Dec. 26, 2007 (546)  
at Northwestern, Nov. 14, 2015 (45)  
vs. Bowling Green, Sept. 26, 2015 (30)  
vs. Nebraska, Oct. 31, 2015 (4)  
vs. Minnesota, Oct. 10, 2015 (3)  
at Marshall, Sept. 6, 2015 (4)

### RECEIVING

Had two players with 100 yards in a game  
Had three or more players with 100 yards in a game

at Indiana, Nov. 30, 2013  
(Danny Anthrop, 151 and DeAngelo Yancey, 125)  
vs. Central Michigan, Dec. 26, 2007  
(Dustin Keller, 150; Greg Orton, 136 and Jake Standeford, 112)

### COMBINATION OFFENSE

Had a 200-yard passer and 100-yard rusher in a game  
Had a 100-yard receiver and a 100-yard rusher in a game

at Marshall, Sept. 6, 2015  
(Austin Appleby, 270 passing and D.J. Knox, 102 rushing)  
vs. Toledo, Sept. 5, 2009  
(Keith Smith, 117 receiving and Ralph Bolden, 234 rushing)

### TOTAL OFFENSE

Had 500 or more yards of total offense  
Had 600 or more yards of total offense  
Had 75 or more total plays of offense  
Had 85 or more total plays of offense

vs. Indiana State, Sept. 12, 2015 (540)  
vs. Southeast Missouri, Sept. 17, 2011 (627)  
at Northwestern, Nov. 14, 2015 (75)  
at Marshall, Sept. 6, 2015 (95)

### SCORING

Scored 40 or more points  
Scored 50 or more points  
Scored 60 or more points  
Allowed 30 or more points  
Allowed 40 or more points  
Allowed 50 or more points  
Was held scoreless  
Held opponent scoreless

vs. Nebraska, Oct. 31, 2015 (55)  
vs. Nebraska, Oct. 31, 2015 (55)  
at Indiana, Nov. 22, 2008 (62)  
vs. Illinois, Nov. 7, 2015 (48)  
vs. Illinois, Nov. 7, 2015 (48)  
vs. Virginia Tech, Sept. 19, 2015 (51)  
vs. Ohio State, Nov. 2, 2013 (56-0)  
vs. Southeast Missouri, Sept. 17, 2011 (59-0)

### GIVEAWAYS / TAKEAWAYS

Did not commit a turnover  
Committed five or more turnovers  
Recorded five or more takeaways  
Intercepted four or more passes  
Returned an interception for a TD  
Returned a fumble for a TD

vs. Nebraska, Oct. 31, 2015  
vs. Northern Illinois, Sept. 28, 2013 (5)  
vs. Nebraska, Oct. 31, 2015 (5)  
vs. Nebraska, Oct. 31, 2015 (4)  
vs. Iowa, Sept. 27, 2014 (Frankie Williams 39 yards)  
vs. Virginia Tech, Sept. 19, 2015 (Danny Ezechukwu, 90 yards)

### DEFENSE

Held opponent to 50 or fewer rushing yards  
Held opponent to 100 or fewer passing yards  
Held opponent to 200 or fewer yards of total offense  
Scored a safety  
Recorded five or more sacks

vs. Indiana State, Sept. 7, 2013 (39)  
vs. Minnesota, Oct. 10, 2015 (82)  
vs. Eastern Kentucky, Sept. 1, 2012 (190)  
vs. Illinois, Nov. 23, 2013  
vs. Indiana State, Sept. 7, 2013 (5)

### SPECIAL TEAMS

Returned a punt for a touchdown  
Returned a blocked punt for a touchdown  
Returned a kickoff for a touchdown  
Blocked a punt  
Blocked a field goal  
Blocked a PAT kick  
Had a field goal blocked  
Missed a kicking PAT  
Scored a 2-point conversion  
Did not punt  
Had a punt blocked  
Recovered an onside kick

vs. Northern Illinois, Sept. 19, 2009 (Aaron Valentin, 62 yards)  
vs. Northern Colorado, Sept. 6, 2008 (Mike Conway, 11 yards)  
at Penn State, Nov. 16, 2013 (Raheem Mostert, 100 yards)  
vs. Indiana State, Sept. 7, 2013 (Frankie Williams)  
at Wisconsin, Oct. 17, 2015 (Anthony Brown)  
vs. Nebraska, Oct. 31, 2015 (Ryan Watson)  
at Ohio State, Oct. 20, 2012 (Paul Griggs)  
vs. Minnesota, Oct. 10, 2015 (Paul Griggs)  
vs. Southern Illinois, Sept. 20, 2014 (Brandon Cottom rush)  
vs. Indiana, Nov. 22, 2008  
vs. Virginia Tech, Sept. 19, 2015  
vs. Northern Illinois, Sept. 28, 2013

### MISCELLANEOUS

Had 30 or more first downs  
Had 35 minutes or more of possession time  
Was involved in an overtime game

vs. Eastern Kentucky, Sept. 1, 2012 (33)  
vs. Marshall, Sept. 29, 2012 (35:07)  
at Ohio State, Oct. 20, 2012 (L, 22-29) [4-8 all-time in overtime games]





## The Last Time A Boilermaker ...

Rushed for 100 yards or more  
 Rushed for 150 yards or more  
 Rushed for 200 yards or more  
 Rushed for 250 yards or more  
 Quarterback rushed for 100 or more yards  
 Rushed 20 or more times  
 Rushed 30 or more times  
 Rushed for three TDs  
 Rushed for four or more TDs  
 Had a run of 50 yards or more  
 Had a run of 60 yards or more  
 Had a run of 70 yards or more  
 Had a run of 80 yards or more

### RUSHING

Markell Jones at Michigan State, Oct. 3, 2015 (157)  
 Markell Jones at Michigan State, Oct. 3, 2015 (157)  
 Ralph Bolden vs. Toledo, Sept. 5, 2009 (234)  
 Mike Alstott at Indiana, Nov. 24, 1995 (265)  
 Rob Henry at Northwestern, Oct. 9, 2010 (132)  
 Markell Jones vs. Nebraska, Oct. 31, 2015 (23)  
 Akeem Hunt at Illinois, Oct. 4, 2014 (30)  
 Akeem Hunt vs. Michigan State, Oct. 11, 2014 (3)  
 Kory Sheets vs. Miami [Ohio], Sept. 9, 2006 (4)  
 David Blough vs. Nebraska, Oct. 31, 2015 (56)  
 Markell Jones at Michigan State, Oct. 3, 2015 (68)  
 Akeem Hunt at Indiana, Nov. 29, 2014 (82)  
 Akeem Hunt at Indiana, Nov. 29, 2014 (82)

Passed for 300 or more yards  
 Passed for 400 or more yards  
 Passed for 500 or more yards  
 Attempted 40 or more passes  
 Attempted 50 or more passes  
 Completed 20 or more passes  
 Completed 30 or more passes  
 Threw four TDs  
 Threw five or more TDs  
 Completed a pass of 50 yards or more  
 Completed a pass of 60 yards or more  
 Completed a pass of 70 yards or more  
 Completed a pass of 80 yards or more  
 Threw three or more interceptions

### PASSING

David Blough vs. Bowling Green, Sept. 26, 2015 (340)  
 Danny Etling at Indiana, Nov. 30, 2013 (485)  
 Curtis Painter vs. Central Michigan, Dec. 26, 2007 (546)  
 David Blough at Northwestern, Nov. 14, 2015 (45)  
 Joey Elliott vs. Michigan State, Nov. 14, 2009 (55)  
 David Blough at Northwestern, Nov. 14, 2015 (26)  
 Austin Appleby at Marshall, Sept. 6, 2015 (31)  
 David Blough vs. Nebraska, Oct. 31, 2015 (4)  
 Curtis Painter vs. Eastern Illinois, Sept. 8, 2007 (6)  
 David Blough at Northwestern, Nov. 14, 2015 (68)  
 David Blough at Northwestern, Nov. 14, 2015 (68)  
 David Blough vs. Nebraska, Oct. 31, 2015 (83)  
 David Blough vs. Nebraska, Oct. 31, 2015 (83)  
 David Blough vs. Minnesota, Oct. 10, 2015 (3)

Caught seven or more passes  
 Caught 10 or more passes  
 Caught 15 or more passes  
 Had 100 or more yards receiving  
 Had 150 or more yards receiving  
 Had 200 or more yards receiving  
 Caught two TDs  
 Caught three or more TDs  
 Caught a pass of 50 yards or more  
 Caught a pass of 60 yards or more  
 Caught a pass of 70 yards or more  
 Caught a pass of 80 yards or more

### RECEIVING

Danny Anthrop vs. Nebraska, Oct. 31, 2015 (10)  
 Danny Anthrop vs. Nebraska, Oct. 31, 2015 (10)  
 Keith Smith vs. Michigan State, Nov. 14, 2009 (15)  
 Domonique Young at Northwestern, Nov. 14, 2015 (107)  
 Danny Anthrop at Indiana, Nov. 30, 2013 (151)  
 Selwyn Lymon at Notre Dame, Sept. 30, 2006 (238)  
 DeAngelo Yancey vs. Nebraska, Oct. 31, 2015 (2)  
 Gary Bush vs. Marshall, Sept. 29, 2012 (3)  
 Domonique Young at Northwestern, Nov. 14, 2015 (68)  
 Domonique Young at Northwestern, Nov. 14, 2015 (68)  
 DeAngelo Yancey vs. Nebraska, Oct. 31, 2015 (83)  
 DeAngelo Yancey vs. Nebraska, Oct. 31, 2015 (83)

Had 400 or more yards total offense  
 Had 500 or more yards total offense  
 Had 100 yards both passing and rushing

### TOTAL OFFENSE

Danny Etling at Indiana, Nov. 30, 2013 (487)  
 Curtis Painter vs. Central Michigan, Dec. 26, 2007 (540)  
 Brandon Kirsch at Michigan State, November 16, 2002  
 (208 passing, 125 rushing)

Had 150 or more all-purpose yards  
 Had 200 or more all-purpose yards  
 Had 250 or more all-purpose yards

### ALL-PURPOSE

Markell Jones at Michigan State, Oct. 3, 2015 (159)  
 Raheem Mostert at Minnesota, Oct. 18, 2014 (270)  
 Raheem Mostert at Minnesota, Oct. 18, 2014 (270)

Accounted for five or more touchdowns  
 Accounted for six or more touchdowns

### SCORING

David Blough vs. Nebraska, Oct. 31, 2015 (4 passing, 1 rushing)  
 Curtis Painter vs. Eastern Illinois, Sept. 8, 2007 (6 passing)

Intercepted two or more passes  
 Intercepted three or more passes  
 Intercepted four or more passes  
 Recovered two or more fumbles  
 Recorded 10 or more tackles  
 Recorded 15 or more tackles  
 Had two or more sacks

### DEFENSE

Anthony Brown vs. Nebraska, Oct. 31, 2015 (3)  
 Anthony Brown vs. Nebraska, Oct. 31, 2015 (3)  
 Paul Beery at Wisconsin, Oct. 9, 1976 (4)  
 Ryan Russell vs. Minnesota, Oct. 8, 2011 (2)  
 Leroy Clark vs. Nebraska, Oct. 31, 2015 (10)  
 Anthony Spencer at Notre Dame, Sept. 30, 2006 (15)  
 Antoine Miles vs. Indiana State, Sept. 12, 2015 (2.0)

Scored 10 or more points kicking  
 Kicked four field goals  
 Kicked five or more field goals  
 Kicked a field goal of 50 or more yards  
 Had a punt 60 or more yards  
 Had a punt 70 or more yards  
 Punted 10 or more times  
 Totaled 100 or more punt return yards  
 Totaled 100 or more kickoff return yards

### SPECIAL TEAMS

Paul Griggs vs. Western Michigan, Aug. 30, 2014 (13)  
 Carson Wiggs at Indiana, Nov. 26, 2011 (4)  
 Rick Anderson vs. Michigan State, Oct. 25, 1980 (5)  
 Paul Griggs vs. Western Michigan, Aug. 30, 2014 (51)  
 Joe Schopper at Michigan State, Oct. 3, 2015 (63)  
 Cody Webster vs. Ohio State, Nov. 2, 2013 (73)  
 Jared Armstrong vs. Ohio State, Oct. 6, 2007 (12)  
 Anthony Chambers vs. Penn State, Oct. 11, 2003 (149)  
 Raheem Mostert at Minnesota, Oct. 18, 2014 (136)







## The Last Time An Opponent ...

Had 300 or more yards  
Had 50 or more attempts  
Had four or more TDs  
Had two or more players with 100 yards

### RUSHING

Illinois, Nov. 7, 2015 (382)  
Virginia Tech, Sept. 19, 2015 (56)  
Penn State, Nov. 16, 2013 (5)  
Illinois, Nov. 7, 2015 (Ke'Shawn Vaughn 16-180 and Josh Ferguson 12-133)

### PASSING

Had 300 or more yards  
Had 400 or more yards  
Had 50 or more attempts  
Had 60 or more attempts  
Had 30 or more completions  
Threw three or more TDs

Nebraska, Oct. 31, 2015 (407)  
Nebraska, Oct. 31, 2015 (407)  
Bowling Green, Sept. 26, 2015 (59)  
Marshall, Sept. 29, 2012 (68)  
Wisconsin, Oct. 17, 2015 (30)  
Illinois, Nov. 7, 2015 (3)

### RECEIVING

Had two or more players with 100 yards in a game

Toledo, Sept. 5, 2009  
(Stephen Williams, 185, and Eric Page, 128)

### TOTAL OFFENSE

Had 500 or more yards total offense  
Had 600 or more yards total offense  
Had 80 or more plays

Illinois, Nov. 7, 2015 (595)  
Indiana, Nov. 30, 2013 (692)  
Bowling Green, Sept. 26, 2015 (92)

### SCORING

Scored 40 or more points  
Scored 50 or more points

Illinois, Nov. 7, 2015 (48)  
Virginia Tech, Sept. 19, 2015 (51)

### TAKEAWAYS

Returned an interception for a TD  
Returned a fumble for a TD

Minnesota, Oct. 10, 2015 (Jalen Myrick 27 yards)  
Virginia Tech, Sept. 19, 2015 (Chuck Clark 20 yards)

### DEFENSE

Scored a safety  
Held Purdue to 50 or fewer rushing yards  
Held Purdue to 200 or fewer passing yards  
Held Purdue to 300 or fewer yards total offense

Nebraska, Oct. 12, 2013  
Indiana, Nov. 30, 2013 (31)  
Illinois, Nov. 7, 2015 (174)  
Illinois, Nov. 7, 2015 (263)

### SPECIAL TEAMS

Returned a punt for a TD  
Returned a blocked punt for a TD  
Returned a kickoff for a TD  
Punted 10 or more times  
Missed a kicking PAT  
Scored a 2-point conversion

Michigan, Nov. 1, 2008 (Martavious Odoms, 73 yards)  
Virginia Tech, Sept. 19, 2015 (Anthony Shegog 15 yards)  
Northern Illinois, Sept. 28, 2013 (Tommylee Lewis, 99 yards)  
Northwestern, Oct. 30, 2004 (11)  
Nebraska, Oct. 31, 2015  
Ohio State, Oct. 20, 2012

### MISCELLANEOUS

Had 30 or more first downs  
Had 35 minutes or more of possession time

Bowling Green, Sept. 26, 2015 (39)  
Wisconsin, Oct. 17, 2015 (37:46)

### COMBINED OFFENSE

Had 100-yard rusher and 100-yard receiver

Michigan State, Oct. 11, 2014 (Langford 104 rush, Lippett 138 rec.)

### INDIVIDUALS

Had a 100-yard rusher  
Had a 300-yard passer  
Had a 100-yard receiver  
Had 15 or more tackles

Justin Jackson (24-116), Northwestern, Nov. 14, 2015  
Ryker Fyfe, Nebraska, Oct. 31, 2015 (407)  
Jordan Westerkamp, Nebraska, Oct. 31, 2015 (123)  
Tiquan Lang, Marshall, Sept. 6, 2015 (17)



**#1**  
**D.J. Knox**  
Sophomore  
Running Back



**#3**  
**Bilal Marshall**  
Junior  
Wide Receiver



**#5**  
**Domonique Young**  
Junior  
Wide Receiver

## 2015 GAME-BY-GAME RUSHING STATS

Opponent	Att	Yds	Avg	TD	Long
Marshall	22	102	4.5	1	22
Indiana State	16	91	5.7	0	42
Virginia Tech	8	16	2.0	0	4
Bowling Green	19	42	2.2	0	13
Michigan State	2	4	2.0	0	5
Minnesota	13	60	4.6	1	13
Wisconsin	10	24	2.4	0	9
Nebraska	Injured - DNP				
Illinois	Injured - DNP				
Northwestern	6	9	1.5	0	4
Iowa					
Indiana					
Totals	96	348	3.6	2	42

## 2015 GAME-BY-GAME RECEIVING STATS

Opponent	Rec.	Yds	Avg	TD	Long
Marshall	6	36	6.0	0	12
Indiana State	2	12	6.0	0	9
Virginia Tech	1	8	8.0	0	8
Bowling Green	6	54	9.0	0	26
Michigan State	0	0	0.0	0	0
Minnesota	3	10	3.3	0	8
Wisconsin	2	35	17.5	0	21
Nebraska	Injured - DNP				
Illinois	Injured - DNP				
Northwestern	2	3	1.5	0	3
Iowa					
Indiana					
Totals	22	158	7.2	0	26

Career Rushing Totals					
Year	Att	Yds	Avg/C	TD	Long
2014	0	0	0.0	0	0
2015	96	348	3.6	2	42
Totals	96	348	3.6	2	42

Career Receiving Totals					
Year	Rec	Yds	Avg/C	TD	Long
2014	0	0	0.0	0	0
2015	22	158	7.2	0	26
Totals	22	158	7.2	0	26

**Career Highs**  
 Rushes ..... 22 ..... at Marshall, 2015  
 Rushing Yards ..... 102 ..... at Marshall, 2015  
 Long Rush ..... 42 ..... vs. Indiana State, 2015  
 Rushing TDs ..... 1 ..... at Marshall, 2015  
 Receptions ..... 6 ..... Twice  
 Receiving Yards ..... 56 ..... vs. Bowling Green, 2015  
 Long Reception ..... 26 ..... vs. Bowling Green, 2015

## 2015 GAME-BY-GAME RECEIVING STATS

Opponent	Rec.	Yds	Avg	TD	Long
Marshall	DNP				
Indiana State	1	9	9.0	0	9
Virginia Tech	0	0	0.0	0	0
Bowling Green	0	0	0.0	0	0
Michigan State	DNP				
Minnesota	1	14	14.0	0	14
Wisconsin	1	8	8.0	0	8
Nebraska	0	0	0.0	0	0
Illinois	3	29	9.7	0	13
Northwestern	1	12	12.0	0	12
Iowa					
Indiana					
Totals	7	72	10.3	0	14

Career Receiving Totals					
Year	Rec	Yds	Avg/C	TD	Long
2013	0	0	0.0	0	0
2014	0	0	0.0	0	0
2015	7	72	10.3	0	14
Totals	7	72	10.3	0	14

**Career Highs**  
 Receptions ..... 3 ..... vs. Illinois, 2015  
 Receiving Yards ..... 29 ..... vs. Illinois, 2015  
 Long Reception ..... 14 ..... vs. Minnesota, 2015

## 2015 GAME-BY-GAME RECEIVING STATS

Opponent	Rec.	Yds	Avg	TD	Long
Marshall	2	16	8.0	0	9
Indiana State	0	0	0.0	0	0
Virginia Tech	0	0	0.0	0	0
Bowling Green	1	16	16.0	0	16
Michigan State	Injured - DNP				
Minnesota	3	20	6.7	0	9
Wisconsin	1	8	8.0	0	8
Nebraska	0	0	0.0	0	0
Illinois	0	0	0.0	0	0
Northwestern	5	107	21.4	1	68
Iowa					
Indiana					
Totals	12	167	13.9	1	68

Career Receiving Totals					
Year	Rec	Yds	Avg/C	TD	Long
2015	12	167	13.9	1	68

**Career Highs**  
 Receptions ..... 5 ..... at Northwestern, 2015  
 Receiving Yards ..... 107 ..... at Northwestern, 2015  
 Long Reception ..... 68 ..... at Northwestern, 2015  
 Receiving TDs ..... 1 ..... at Northwestern, 2015





**#7**  
**DeAngelo**  
**Yancey**  
Junior  
Wide Receiver



**#8**  
**Markell**  
**Jones**  
Freshman  
Running Back



**#11**  
**David**  
**Blough**  
R-Freshman  
Quarterback

## 2015 GAME-BY-GAME RECEIVING STATS

Opponent	Att	Yds	Avg	TD	Long
Marshall	5	78	15.6	0	50
Indiana State	2	68	34.0	1	50
Virginia Tech	2	24	12.0	0	13
Bowling Green	4	80	20.0	1	45
Michigan State	4	68	17.0	0	35
Minnesota	0	0	0.0	0	0
Wisconsin	1	3	3.0	0	3
Nebraska	5	111	22.2	2	83
Illinois	5	51	10.2	1	25
Northwestern	4	39	9.8	0	16
Iowa					
Indiana					
<b>Totals</b>	<b>32</b>	<b>522</b>	<b>16.3</b>	<b>5</b>	<b>83</b>

## 2015 GAME-BY-GAME RUSHING STATS

Opponent	Att	Yds	Avg	TD	Long
Marshall	12	72	6.0	1	36
Indiana State	14	67	4.8	1	18
Virginia Tech	6	90	15.0	1	60
Bowling Green	6	19	3.2	0	5
Michigan State	22	157	7.1	2	68
Minnesota	6	7	1.2	0	4
Wisconsin	12	46	3.8	0	10
Nebraska	23	92	4.0	2	21
Illinois	14	84	6.0	0	30
Northwestern	13	58	4.5	1	17
Iowa					
Indiana					
<b>Totals</b>	<b>128</b>	<b>692</b>	<b>5.4</b>	<b>8</b>	<b>68</b>

## 2015 GAME-BY-GAME PASSING STATS

Opponent	Cmp-Att-Int	Pct.	Yds	TD	Long
Marshall	DNP				
Indiana State	0-1-0	0.0	0	0	0
Virginia Tech	3-7-0	3.7	11	0	7
Bowling Green	29-39-1	74.4	340	2	62
Michigan State	15-31-1	48.4	136	1	35
Minnesota	21-49-3	42.9	207	1	41
Wisconsin	15-26-0	57.7	136	0	21
Nebraska	28-43-0	65.1	274	4	83
Illinois	29-47-2	61.7	174	1	25
Northwestern	26-45-1	57.8	287	1	68
Iowa					
Indiana					
<b>Totals</b>	<b>166-288-8</b>	<b>57.6</b>	<b>1,565</b>	<b>10</b>	<b>83</b>

## 2015 GAME-BY-GAME RECEIVING STATS

Opponent	Rec.	Yds	Avg	TD	Long
Marshall	0	0	0.0	0	0
Indiana State	4	32	8.0	1	12
Virginia Tech	1	1	1.0	0	1
Bowling Green	4	23	5.8	0	8
Michigan State	1	2	2.0	0	2
Minnesota	0	0	0.0	0	0
Wisconsin	3	29	9.7	0	20
Nebraska	5	51	10.2	0	18
Illinois	5	13	2.6	0	6
Northwestern					
Iowa					
Indiana					
<b>Totals</b>	<b>28</b>	<b>219</b>	<b>7.8</b>	<b>1</b>	<b>20</b>

Career Receiving Totals					
Year	Att	Yds	Avg/C	TD	Long
2013	32	546	17.1	2	55
2014	12	147	12.2	3	29
2015	32	522	16.3	5	83
<b>Totals</b>	<b>76</b>	<b>1,215</b>	<b>16.0</b>	<b>10</b>	<b>83</b>

**Career Highs**  
 Receptions ..... 11 ..... at Indiana, 2013  
 Receiving Yards ..... 146 ..... vs. Nebraska, 2013  
 Long Reception ..... 83 ..... vs. Nebraska, 2015  
 Receiving TDs ..... 2 ..... vs. Nebraska, 2015

Career Rushing Totals					
Year	Att	Yds	Avg/C	TD	Long
2015	128	692	5.4	8	68

Career Receiving Totals					
Year	Rec	Yds	Avg/C	TD	Long
2015	28	219	7.8	1	20

**Career Highs**  
 Rushes ..... 22 ..... at Michigan State, 2015  
 Rushing Yards ..... 157 ..... at Michigan State, 2015  
 Long Rush ..... 68 ..... at Michigan State, 2015  
 Rushing TDs ..... 2 ..... Twice  
 Receptions ..... 5 ..... Twice  
 Receiving Yards ..... 84 ..... vs. Nebraska, 2015  
 Long Reception ..... 20 ..... at Wisconsin, 2015  
 Receiving TDs ..... 1 ..... vs. Indiana State, 2015

Career Receiving Totals					
Year	Cmp-Att-Int	Pct.	Yds	TD	Long
2015	166-288-8	57.6	1,565	10	83

**Career Highs**  
 Completions ..... 29 ..... Twice  
 Attempts ..... 49 ..... vs. Minnesota, 2015  
 Passing Yards ..... 340 ..... vs. Bowling Green, 2015  
 Passing TDs ..... 4 ..... vs. Nebraska, 2015



**#12**  
**Austin**  
**Appleby**  
Junior  
Quarterback



**#15**  
**Trae**  
**Hart**  
Sophomore  
Wide Receiver



**#18**  
**Cameron**  
**Posey**  
Junior  
Wide Receiver

## 2015 GAME-BY-GAME PASSING STATS

Opponent	Cmp-Att-Int	Pct.	Yds	TD	Long
Marshall	31-48-4	63.8	270	1	50
Indiana State	20-34-0	58.8	289	4	57
Virginia Tech	9-28-2	32.1	110	0	32
Bowling Green	DNP				
Michigan State	DNP				
Minnesota	Injured - DNP				
Wisconsin	DNP				
Nebraska	DNP				
Illinois	DNP				
Northwestern	DNP				
Iowa					
Indiana					
Totals	60-110-6	54.5	669	5	57

## 2015 GAME-BY-GAME RECEIVING STATS

Opponent	Att	Yds	Avg	TD	Long
Marshall	4	19	4.8	0	10
Indiana State	2	7	3.5	0	6
Virginia Tech	0	0	0.0	0	0
Bowling Green	0	0	0.0	0	0
Michigan State	0	0	0.0	0	0
Minnesota	1	5	5.0	0	0
Wisconsin	Injured - DNP				
Nebraska	Injured - DNP				
Illinois	Injured - DNP				
Northwestern	Injured - DNP				
Iowa					
Indiana					
Totals	7	31	4.4	0	10

## 2015 GAME-BY-GAME RECEIVING STATS

Opponent	Att	Yds	Avg	TD	Long
Marshall	3	26	4.3	0	13
Indiana State	2	64	32.0	1	57
Virginia Tech	2	29	14.5	0	27
Bowling Green	2	17	8.5	0	16
Michigan State	0	0	0.0	0	0
Minnesota	1	3	3.0	0	3
Wisconsin	0	0	0.0	0	0
Nebraska	3	16	5.3	0	12
Illinois	1	2	2.0	0	2
Northwestern	4	27	6.8	0	12
Iowa					
Indiana					
Totals	18	184	10.2	1	57

## Career Receiving Totals

Year	Cmp-Att-Int	Pct.	Yds	TD	Long
2013	5-6-0	83.3	68	1	44
2014	144-272-11	52.9	1,449	10	80
2015	60-110-6	54.5	669	5	57
Totals	209-388-17	53.9	2,186	16	80

## Career Highs

Completions ..... 31 ..... at Marshall, 2015  
 Attempts ..... 48 ..... Twice  
 Passing Yards ..... 289 ..... vs. Indiana State, 2015  
 Passing TDs ..... 4 ..... vs. Indiana State, 2015

## Career Receiving Totals

Year	Rec	Yds	Avg/C	TD	Long
2014	9	80	8.9	0	31
2015	7	31	4.4	0	10
Totals	16	111	6.9	0	31

## Career Highs

Receptions ..... 4 ..... at Marshall, 2015  
 Receiving Yards ..... 39 ..... vs. Wisconsin, 2014  
 Long Reception ..... 31 ..... vs. Wisconsin, 2014

## Career Receiving Totals

Year	Rec	Yds	Avg/C	TD	Long
2013	26	297	11.4	3	44
2014	19	188	9.9	1	24
2015	18	184	10.2	1	57
Totals	63	759	12.0	5	57

## Career Highs

Receptions ..... 6 ..... at Penn State, 2013  
 Receiving Yards ..... 67 ..... vs. Northern Illinois 2013  
 Long Reception ..... 57 ..... vs. Indiana State, 2015  
 Receiving TDs ..... 1 ..... Multiple Times







**#20**  
**Gregory Phillips**  
Sophomore  
Wide Receiver

## 2015 GAME-BY-GAME RECEIVING STATS

Opponent	Att	Yds	Avg	TD	Long
Marshall	1	7	7.0	0	7
Indiana State	1	1	1.0	0	1
Virginia Tech	1	3	3.0	0	3
Bowling Green	4	92	23.0	1	62
Michigan State	2	10	5.0	1	8
Minnesota	1	9	9.0	0	9
Wisconsin	1	8	8.0	0	8
Nebraska	1	8	8.0	0	8
Illinois	1	4	4.0	0	4
Northwestern	0	0	0.0	0	0
Iowa					
Indiana					
<b>Totals</b>	<b>13</b>	<b>142</b>	<b>10.9</b>	<b>2</b>	<b>62</b>

Career Receiving Totals					
Year	Att	Yds	Avg/C	TD	Long
2014	10	151	15.1	0	29
2015	13	142	10.9	2	62
<b>Totals</b>	<b>23</b>	<b>293</b>	<b>12.7</b>	<b>2</b>	<b>62</b>

**Career Highs**  
 Receptions..... 4..... vs. Bowling Green, 2015  
 Receiving Yards..... 92..... vs. Bowling Green, 2015  
 Long Reception..... 62..... vs. Bowling Green, 2015  
 Receiving TDs ..... 1..... Twice



**#21**  
**Anthony Mahoungou**  
Sophomore  
Wide Receiver

## 2015 GAME-BY-GAME RECEIVING STATS

Opponent	Rec	Yds	Avg	TD	Long
Marshall	4	59	14.8	0	24
Indiana State	0	0	0.0	0	0
Virginia Tech	0	0	0.0	0	0
Bowling Green	0	0	0.0	0	0
Michigan State	1	6	6.0	0	6
Minnesota	3	28	9.3	0	17
Wisconsin	0	0	0.0	0	0
Nebraska	0	0	0.0	0	0
Illinois	0	0	0.0	0	0
Northwestern	0	0	0.0	0	0
Iowa					
Indiana					
<b>Totals</b>	<b>8</b>	<b>93</b>	<b>11.6</b>	<b>0</b>	<b>24</b>

Career Receiving Totals					
Year	Rec	Yds	Avg/C	TD	Long
2015	8	93	11.6	0	24

**Career Highs**  
 Receptions..... 4..... at Marshall, 2015  
 Receiving Yards..... 59..... at Marshall, 2015  
 Long Reception..... 24..... at Marshall, 2015




**#33**  
**Danny Anthrop**  
Senior  
Wide Receiver

## 2015 GAME-BY-GAME RECEIVING STATS

Opponent	Rec	Yds	Avg	TD	Long
Marshall	5	18	3.6	1	9
Indiana State	3	23	7.7	0	12
Virginia Tech	3	43	14.3	0	32
Bowling Green	5	40	8.0	0	19
Michigan State	4	42	10.5	0	20
Minnesota	5	59	11.8	0	41
Wisconsin	3	18	6.0	0	10
Nebraska	10	40	4.0	1	8
Illinois	6	20	3.3	0	8
Northwestern	2	14	7.0	0	11
Iowa					
Indiana					
<b>Totals</b>	<b>46</b>	<b>317</b>	<b>6.9</b>	<b>2</b>	<b>41</b>

Career Receiving Totals					
Year	Rec	Yds	Avg/C	TD	Long
2012	1	25	25.0	1	25
2013	17	313	18.4	2	80
2014	38	616	16.2	4	80
2015	46	317	6.9	2	41
<b>Totals</b>	<b>102</b>	<b>1,271</b>	<b>12.4</b>	<b>9</b>	<b>80</b>

**Career Highs**  
 Receptions..... 10..... vs. Nebraska, 2015  
 Receiving Yards ..... 151 ..... at Indiana, 2013  
 Long Reception ..... 80 ..... Twice  
 Receiving TDs..... 1 ..... Multiple times



**#85**  
**Jordan**  
**Jurasevich**  
5th-Year  
Tight End



**#88**  
**Cole**  
**Herdman**  
R-Freshman  
Tight End

## 2015 GAME-BY-GAME RECEIVING STATS

Opponent	Rec	Yds	Avg	TD	Long
Marshall	0	0	0.0	0	0
Indiana State	0	0	0.0	0	0
Virginia Tech	0	0	0.0	0	0
Bowling Green	2	8	4.0	0	7
Michigan State	1	6	6.0	0	6
Minnesota	0	0	0.0	0	0
Wisconsin	0	0	0.0	0	0
Nebraska	2	5	2.5	1	5
Illinois	0	0	0.0	0	0
Northwestern	1	3	3.0	0	3
Iowa					
Indiana					
Totals	6	22	3.7	1	7

## 2015 GAME-BY-GAME RECEIVING STATS

Opponent	Rec	Yds	Avg	TD	Long
Marshall	1	11	11.0	0	11
Indiana State	2	22	11.0	0	13
Virginia Tech	2	13	6.5	0	7
Bowling Green	1	10	10.0	0	10
Michigan State	2	2	1.0	0	4
Minnesota	1	10	10.0	1	10
Wisconsin	0	0	0.0	0	0
Nebraska	2	23	11.5	0	13
Illinois	2	14	7.0	0	8
Northwestern	1	7	7.0	0	7
Iowa					
Indiana					
Totals	14	112	8.0	1	13

## Career Receiving Totals

Year	Rec	Yds	Avg/C	TD	Long
2014	1	2	2.0	0	2
2015	6	22	3.7	1	7
Totals	7	24	3.4	1	7

## Career Receiving Totals

Year	Rec	Yds	Avg/C	TD	Long
2015	14	112	8.0	1	13

## Career Highs

Receptions ..... 2 ..... Twice  
 Receiving Yards ..... 8 ..... vs. Bowling Green, 2015  
 Long Reception ..... 7 ..... vs. Bowling Green, 2015  
 Receiving TDs ..... 1 ..... vs. Nebraska, 2015

## Career Highs

Receptions ..... 2 ..... Multiple Times  
 Receiving Yards ..... 23 ..... vs. Nebraska, 2015  
 Long Reception ..... 13 ..... Twice  
 Receiving TDs ..... 1 ..... vs. Minnesota, 2015



**#1**  
**Brandon**  
**Roberts**  
R-Freshman  
Safety



**#2**  
**Da'Wan**  
**Hunte**  
Sophomore  
Cornerback



### #3 Leroy Clark Junior Safety

## 2015 GAME-BY-GAME STATS

Opponent	U-A-T	TFL	Sacks	Misc.
Marshall	1-1-2	0.0	0.0	-
Indiana State	1-0-1	0.0	0.0	-
Virginia Tech	0-1-1	0.0	0.0	-
Bowling Green	0-1-0	0.0	0.0	-
Michigan State	2-4-6	0.0	0.0	-
Minnesota	3-2-5	0.0	0.0	-
Wisconsin	0-0-0	0.0	0.0	-
Nebraska	1-0-1	0.0	0.0	-
Illinois	5-0-5	0.0	0.0	-
Northwestern	4-0-4	0.0	0.0	INT
Iowa				
Indiana				
Totals	17-9-26	0.0	0.0	INT

## 2015 GAME-BY-GAME STATS

Opponent	U-A-T	TFL	Sacks	Misc.
Marshall	0-3-3	0.0	0.0	-
Indiana State	0-0-0	0.0	0.0	-
Virginia Tech	2-1-3	1.5	1.0	FF
Bowling Green	3-3-6	0.0	0.0	-
Michigan State	0-0-0	0.0	0.0	-
Minnesota	0-0-0	0.0	0.0	-
Wisconsin	2-0-2	0.0	0.0	-
Nebraska	0-0-0	0.0	0.0	-
Illinois	2-1-3	0.0	0.0	-
Northwestern	1-0-1	1.0	1.0	-
Iowa				
Indiana				
Totals	10-8-18	1.5	1.0	FF

## 2015 GAME-BY-GAME STATS

Opponent	U-A-T	TFL	Sacks	Misc.
Marshall	1-2-3	0.0	0.0	INT, 2 PBU
Indiana State	2-1-3	1.0	0.0	-
Virginia Tech	8-3-11	0.0	0.0	PBU
Bowling Green	2-1-3	0.0	0.0	2 PBU
Michigan State	3-4-7	0.0	0.0	-
Minnesota	6-5-11	0.0	0.0	-
Wisconsin	4-3-7	0.0	0.0	INT, PBU
Nebraska	8-2-10	0.0	0.0	-
Illinois	4-3-7	0.0	0.0	-
Northwestern	5-2-7	0.0	0.0	PBU
Iowa				
Indiana				
Totals	43-26-69	1.0	0.0	2 INT, 7 PBU

### Career Totals

Year	U-A-T	TFL	Sacks	Misc
2015	17-9-26	0.0	0.0	INT

### Career Totals

Year	U-A-T	TFL	Sacks	Misc
2014	1-1-2	0.0	0.0	-
2015	10-8-18	1.5	1.0	FF
Totals	11-9-20	1.5	1.0	FF

### Career Totals

Year	U-A-T	TFL	Sacks	Misc
2013	13-4-17	0.0	0.0	-
2014	15-10-25	1.0	0.0	PBU
2015	43-26-69	1.0	0.0	2 INT, 7 PBU
Totals	71-40-111	2.0	0.0	2 INT, 8 PBU

## Career Highs

**Total Tackles** ..... 6..... at Michigan State, 2015  
**Solo Tackles** ..... 5..... vs. Illinois, 2015  
**Tackles for Loss** ..... - .....  
**Sacks** ..... - .....  
**PBUs** ..... - .....

## Career Highs

**Total Tackles** ..... 6 ..... vs. Bowling Green, 2015  
**Solo Tackles** ..... 3 ..... vs. Bowling Green, 2015  
**Tackles for Loss** ..... 1.5 ..... vs. Virginia Tech, 2015  
**Sacks**..... 1.0 ..... vs. Virginia Tech, 2015  
**PBUs**..... -

### Career Highs

Total Tackles .....	11 .....	vs. Virginia Tech, 2015
Solo Tackles .....	8 .....	Twice
Tackles for Loss .....	1.0 .....	Twice
Sacks .....	.....	.....
PBUs .....	2 .....	Twice



**#7**  
**Robert Gregory**  
Junior  
Safety



**#9**  
**Anthony Brown**  
Senior  
Cornerback



**#11**  
**Antoine Miles**  
Sophomore  
Rush End

## 2015 GAME-BY-GAME STATS

Opponent	U-A-T	TFL	Sacks	Misc.
Marshall	3-3-6	0.0	0.0	-
Indiana State	2-1-3	0.0	0.0	INT
Virginia Tech	3-3-6	0.0	0.0	-
Bowling Green	2-2-4	0.0	0.0	-
Michigan State	4-3-7	0.0	0.0	-
Minnesota	2-1-3	0.0	0.0	-
Wisconsin	4-3-7	0.0	0.0	-
Nebraska	4-1-5	0.0	0.0	-
Illinois	2-2-4	0.0	0.0	-
Northwestern	0-0-0	0.0	0.0	FR
Iowa				
Indiana				
Totals	26-19-45	0.0	0.0	INT, FR

## 2015 GAME-BY-GAME STATS

Opponent	U-A-T	TFL	Sacks	Misc.
Marshall	3-3-6	0.0	0.0	2 PBU
Indiana State	3-0-3	1.0	0.0	INT
Virginia Tech	3-1-4	0.0	0.0	PBU
Bowling Green	5-1-6	0.0	0.0	-
Michigan State	2-3-5	0.0	0.0	-
Minnesota	3-2-5	0.0	0.0	-
Wisconsin	7-4-11	0.0	0.0	-
Nebraska	3-1-4	0.0	0.0	3 INT, PBU
Illinois	4-0-4	0.0	0.0	-
Northwestern	4-0-4	0.0	0.0	-
Iowa				
Indiana				
Totals	37-15-52	1.0	0.0	4 PBU, 4 INT

## 2015 GAME-BY-GAME STATS

Opponent	U-A-T	TFL	Sacks	Misc.
Marshall	2-1-3	1.0	1.0	-
Indiana State	7-2-9	2.0	2.0	FF
Virginia Tech	2-5-7	1.0	1.0	FF
Bowling Green	1-3-4	0.5	0.0	-
Michigan State	0-0-0	0.0	0.0	-
Minnesota	0-0-0	0.0	0.0	-
Wisconsin	0-1-1	0.0	0.0	-
Nebraska	1-1-2	1.5	0.0	-
Illinois	0-1-1	0.0	0.0	-
Northwestern	0-1-1	0.0	0.0	-
Iowa				
Indiana				
Totals	13-15-28	6.0	4.0	2 FF

## Career Totals

Year	U-A-T	TFL	Sacks	Misc
2014	2-0-2	0.0	0.0	FR
2015	26-19-45	0.0	0.0	INT
Totals	28-19-47	0.0	0.0	INT, FR

## Career Highs

Total Tackles ..... 7 ..... Twice  
Solo Tackles ..... 4 ..... Multiple Times  
Tackles for Loss ..... - .....  
Sacks ..... - .....  
PBUs ..... - .....

## Career Totals

Year	U-A-T	TFL	Sacks	Misc
2012	4-2-6	0.0	0.0	-
2013	51-18-69	3.0	0.0	3 PBU, FF
2014	41-13-54	5.5	1.5	10 PBU, FR
2015	37-15-52	1.0	0.0	4 PBU, 3 INT
Totals	133-48-181	9.5	1.5	17 PBU, 4 INT, FF, FR

## Career Highs

Total Tackles ..... 11 ..... at Wisconsin, 2015  
Solo Tackles ..... 8 ..... vs. Nebraska, 2013  
Tackles for Loss ..... 2.5 ..... vs. Notre Dame, 2014  
Sacks ..... 1.5 ..... vs. Notre Dame, 2014  
PBUs ..... 2 ..... Multiple times

## Career Totals

Year	U-A-T	TFL	Sacks	Misc
2015	13-15-28	6.0	4.0	2 FF

## Career Highs

Total Tackles ..... 9 ..... vs. Indiana State, 2015  
Solo Tackles ..... 7 ..... vs. Indiana State, 2015  
Tackles for Loss ..... 2.0 ..... vs. Indiana State, 2015  
Sacks ..... 2.0 ..... vs. Indiana State, 2015  
PBUs ..... - .....







**#13**  
**Gelen Robinson**  
Sophomore  
Rush End

## 2015 GAME-BY-GAME STATS

Opponent	U-A-T	TFL	Sacks	Misc.
Marshall	DNP			
Indiana State	DNP			
Virginia Tech	4-1-5	2.5	0.0	-
Bowling Green	1-1-2	0.0	0.0	-
Michigan State	1-4-5	1.0	0.0	FF
Minnesota	3-0-3	0.0	0.0	-
Wisconsin	0-1-1	0.0	0.0	-
Nebraska	2-1-3	1.5	0.5	-
Illinois	0-1-1	0.0	0.0	-
Northwestern	2-2-4	1.0	1.0	-
Iowa				
Indiana				
Totals	13-11-24	6.0	1.5	FF

## Career Totals

Year	U-A-T	TFL	Sacks	Misc.
2014	14-6-20	4.0	2.0	-
2015	13-11-24	6.0	1.5	FF
Totals	27-17-44	10.0	3.5	FF

## Career Highs

Total Tackles ..... 5 ..... Multiple Times  
Solo Tackles ..... 4 ..... Twice  
Tackles for Loss ..... 2.5 ..... vs. Virginia Tech, 2015  
Sacks ..... 1.0 ..... Multiple Times  
PBUs ..... -



**#14**  
**Ra'Zahn Howard**  
Junior  
Defensive Tackle

## 2015 GAME-BY-GAME STATS

Opponent	U-A-T	TFL	Sacks	Misc.
Marshall	0-0-0	0.0	0.0	FR
Indiana State	0-1-1	0.5	0.0	-
Virginia Tech	0-1-1	0.0	0.0	-
Bowling Green	3-1-4	0.0	0.0	-
Michigan State	0-1-1	0.0	0.0	-
Minnesota	2-0-2	0.0	0.0	-
Wisconsin	2-4-6	1.0	1.0	-
Nebraska	0-1-1	0.0	0.0	PBU
Illinois	2-2-4	0.0	0.0	-
Northwestern	2-0-2	0.0	0.0	-
Iowa				
Indiana				
Totals	11-11-22	1.5	1.0	FR, PBU

## Career Totals

Year	U-A-T	TFL	Sacks	Misc.
2013	2-2-4	1.0	1.0	2 PBU
2014	11-9-20	1.0	1.0	PBU
2015	9-11-20	1.5	1.0	FR, PBU
Totals	22-22-44	3.5	3.0	4 PBU, FR

## Career Highs

Total Tackles ..... 6 ..... at Wisconsin, 2015  
Solo Tackles ..... 3 ..... Twice  
Tackles for Loss ..... 1.0 ..... Twice  
Sacks ..... 1.0 ..... Twice  
PBUs ..... 2 ..... at Michigan State, 2013



**#16**  
**Garrett Hudson**  
Sophomore  
Linebacker

## 2015 GAME-BY-GAME STATS

Opponent	U-A-T	TFL	Sacks	Misc.
Marshall	DNP			
Indiana State	0-0-0	0.0	0.0	-
Virginia Tech	0-0-0	0.0	0.0	-
Bowling Green	0-0-0	0.0	0.0	-
Michigan State	0-0-0	0.0	0.0	-
Minnesota	0-3-3	0.0	0.0	-
Wisconsin	1-4-5	0.0	0.0	-
Nebraska	5-2-7	1.0	0.5	FR
Illinois	4-2-6	0.0	0.0	-
Northwestern	2-1-3	1.0	0.0	-
Iowa				
Indiana				
Totals	12-12-24	1.0	0.5	FR

## Career Totals

Year	U-A-T	TFL	Sacks	Misc.
2014	1-0-1	1.0	0.0	-
2015	10-11-21	1.0	0.5	FR
Totals	11-11-22	2.0	0.5	FR

## Career Highs

Total Tackles ..... 7 ..... vs. Nebraska, 2015  
Solo Tackles ..... 9 ..... vs. Nebraska, 2015  
Tackles for Loss ..... 1.0 ..... vs. Nebraska, 2015  
Sacks ..... 0.5 ..... vs. Nebraska, 2015  
PBUs ..... -



**#24**  
**Frankie Williams**  
5th-Year  
Cornerback



**#29**  
**Jimmy Herman**  
Junior  
Linebacker



**#36**  
**Danny Ezechukwu**  
Sophomore  
Linebacker

## 2015 GAME-BY-GAME STATS

Opponent	U-A-T	TFL	Sacks	Misc.
Marshall	5-4-9	0.0	0.0	FF
Indiana State	1-2-3	1.0	0.5	-
Virginia Tech	2-3-5	0.0	0.0	-
Bowling Green	3-1-4	0.0	0.0	INT, PBU
Michigan State	0-1-1	0.0	0.0	PBU
Minnesota	1-1-2	0.0	0.0	-
Wisconsin	5-2-7	0.0	0.0	-
Nebraska	0-1-1	0.0	0.0	INT, 2 PBU
Illinois	5-0-5	0.0	0.0	-
Northwestern	1-1-2	0.0	0.0	INT
Iowa				
Indiana				
Totals	23-16-39	1.0	0.5	4 PBU, FF, 3 INT

## 2015 GAME-BY-GAME STATS

Opponent	U-A-T	TFL	Sacks	Misc.
Marshall	1-3-4	0.5	0.0	-
Indiana State	5-3-8	2.5	0.5	-
Virginia Tech	3-1-4	0.0	0.0	-
Bowling Green	Injured - DNP			
Michigan State	Injured - DNP			
Minnesota	3-4-7	1.0	0.0	-
Wisconsin	Injured - DNP			
Nebraska	Injured - DNP			
Illinois	0-1-1	0.0	0.0	-
Northwestern	4-1-5	1.0	0.0	-
Iowa				
Indiana				
Totals	16-13-29	5.0	0.5	-

## 2015 GAME-BY-GAME STATS

Opponent	U-A-T	TFL	Sacks	Misc.
Marshall	1-1-2	0.0	0.0	-
Indiana State	3-2-5	1.0	0.0	-
Virginia Tech	1-4-5	0.0	0.0	FR, TD
Bowling Green	6-4-10	0.0	0.0	-
Michigan State	1-7-8	0.0	0.0	PBU
Minnesota	8-2-10	1.0	1.0	INT
Wisconsin	2-9-11	0.0	0.0	-
Nebraska	1-0-1	0.0	0.0	-
Illinois	2-4-6	0.0	0.0	-
Northwestern	4-2-6	0.0	0.0	FF
Iowa				
Indiana				
Totals	29-35-64	2.0	1.0	FR, TD, PBU, INT, FF

## Career Totals

Year	U-A-T	TFL	Sacks	Misc.
2012	36-9-45	1.0	0.0	9 PBU, 2 INT
2013	46-15-61	2.0	0.0	3 PBU, 2 INT, BLK
2014	51-23-74	1.5	1.0	7 PBU, 3 INT, FR
2015	23-16-39	1.0	0.5	4 PBU, FF, 2 INT
Totals	151-63-214	5.5	1.5	23 PBU, 10 INT, BLK, FR, FF

## Career Highs

Total Tackles.....	12	.....at Illinois, 2014
Solo Tackles.....	8	.....Twice
Tackles for Loss.....	1.5	.....at Illinois, 2014
Sacks.....	1.0	.....at Illinois, 2014
PBUs.....	3	.....vs. Indiana, 2012

## Career Totals

Year	U-A-T	TFL	Sacks	Misc.
2013	10-3-13	0.0	0.0	-
2014	28-28-56	1.5	0.0	3 PBU
2015	16-13-29	5.0	0.5	-
Totals	64-43-97	6.5	0.5	3 PBU

## Career Highs

Total Tackles.....	8	.....Multiple Times
Solo Tackles.....	6	.....vs. Northwestern, 2014
Tackles for Loss.....	2.5	.....vs. Indiana State, 2015
Sacks.....	0.5	.....vs. Indiana State, 2015
PBUs.....	2	.....at Nebraska, 2015

## Career Totals

Year	U-A-T	TFL	Sacks	Misc.
2014	27-16-43	3.0	1.5	PBU, INT, FF
2015	29-35-64	2.0	1.0	FR, TD, FF, PBU, INT
Totals	56-51-107	5.0	2.5	2 PBU, 2 INT, FF, FR, TD, FF

## Career Highs

Total Tackles.....	12	.....at Nebraska, 2014
Solo Tackles.....	8	.....vs. Minnesota, 2015
Tackles for Loss.....	1.5	.....at Minnesota, 2014
Sacks.....	1.0	.....vs. Minnesota, 2015
PBUs.....	1	.....Twice



**#42**  
**Andy Garcia**  
Junior  
Linebacker



**#47**  
**Shayne Henley**  
Junior  
Defensive End



**#54**  
**Jake Replogle**  
Junior  
Defensive End

## 2015 GAME-BY-GAME STATS

Opponent	U-A-T	TFL	Sacks	Misc.
Marshall	0-2-2	0.0	0.0	-
Indiana State	1-0-1	0.0	0.0	PBU
Virginia Tech	2-3-5	0.0	0.0	-
Bowling Green	2-3-5	0.0	0.0	FR
Michigan State	4-7-11	0.5	0.0	PBU
Minnesota	2-3-5	1.0	0.0	-
Wisconsin	0-4-4	0.0	0.0	-
Nebraska	8-1-9	0.0	0.0	-
Illinois	7-0-7	2.0	1.0	-
Northwestern	2-2-4	0.0	0.0	PBU
Iowa				
Indiana				
Totals	28-25-53	3.5	1.0	3 PBU, FR

## 2015 GAME-BY-GAME STATS

Opponent	U-A-T	TFL	Sacks	Misc.
Marshall	0-1-1	0.0	0.0	-
Indiana State	0-0-0	0.0	0.0	-
Virginia Tech	0-1-1	0.0	0.0	-
Bowling Green	3-0-3	1.0	1.0	-
Michigan State	0-0-0	0.0	0.0	-
Minnesota	1-0-1	0.0	0.0	-
Wisconsin	0-0-0	0.0	0.0	-
Nebraska	0-0-0	0.0	0.0	-
Illinois	0-0-0	0.0	0.0	-
Northwestern	3-0-3	0.0	0.0	-
Iowa				
Indiana				
Totals	7-2-9	1.0	1.0	-

## 2015 GAME-BY-GAME STATS

Opponent	U-A-T	TFL	Sacks	Misc.
Marshall	2-3-5	2.0	0.0	-
Indiana State	2-0-2	2.0	0.0	-
Virginia Tech	2-3-5	1.0	0.0	-
Bowling Green	2-1-3	0.0	0.0	PBU
Michigan State	1-6-7	0.0	0.0	-
Minnesota	2-0-2	0.0	0.0	PBU
Wisconsin	2-2-4	1.0	0.0	-
Nebraska	5-2-7	0.5	0.0	-
Illinois	4-0-4	1.0	0.0	-
Northwestern	4-1-5	1.0	0.0	-
Iowa				
Indiana				
Totals	26-18-44	8.5	0.0	2 PBU

Career Totals				
Year	U-A-T	TFL	Sacks	Misc.
2013	11-3-14	0.0	0.0	INT
2014	1-5-6	0.0	0.0	FF
2015	28-25-53	3.5	1.0	FR, 3 PBU
Totals	40-33-73	3.5	1.0	INT, FR, FF, 3 PBU

**Career Highs**  
 Total Tackles ..... 11 ..... at Michigan State, 2015  
 Solo Tackles ..... 8 ..... vs. Nebraska, 2015  
 Tackles for Loss ..... 2.0 ..... vs. Illinois, 2015  
 Sacks ..... 1.0 ..... vs. Illinois, 2015  
 PBUs ..... 1 ..... Multiple Times

Career Totals				
Year	U-A-T	TFL	Sacks	Misc.
2014	7-2-9	1.0	1.0	-


**Career Highs**  
 Total Tackles ..... 3 ..... Twice  
 Solo Tackles ..... 3 ..... Twice  
 Tackles for Loss ..... 1.0 ..... vs. Bowling Green, 2015  
 Sacks ..... 1.0 ..... vs. Bowling Green, 2015  
 PBUs ..... -

Career Totals				
Year	U-A-T	TFL	Sacks	Misc.
2013	11-2-13	1.0	0.0	-
2014	27-13-40	10.5	3.0	PBU
2015	26-18-44	7.5	0.0	2 PBU
Totals	64-33-97	20.0	3.0	3 PBU

**Career Highs**  
 Total Tackles ..... 7 ..... Multiple Times  
 Solo Tackles ..... 5 ..... Multiple Times  
 Tackles for Loss ..... 2.0 ..... Multiple Times  
 Sacks ..... 1.0 ..... Multiple Times  
 PBUs ..... 1 ..... Multiple Times



**#92**  
**Ryan**  
**Watson**  
Senior  
Defensive Tackle



**#95**  
**Evan**  
**Panfil**  
Junior  
Defensive End



**#97**  
**Michael**  
**Rouse**  
5th-Year  
Defensive Tackle

## 2015 GAME-BY-GAME STATS

Opponent	U-A-T	TFL	Sacks	Misc.
Marshall	0-1-1	0.5	0.0	-
Indiana State	4-0-4	1.0	1.0	BLK
Virginia Tech	2-2-4	0.5	0.0	-
Bowling Green	0-1-1	0.0	0.0	-
Michigan State	1-1-2	0.0	0.0	-
Minnesota	1-1-2	0.0	0.0	-
Wisconsin	1-2-3	0.0	0.0	-
Nebraska	0-0-0	0.0	0.0	BLK
Illinois	0-0-0	0.0	0.0	-
Northwestern	3-3-6	0.0	0.0	-
Iowa				
Indiana				
Totals	12-11-23	2.0	1.0	2 BLK

## 2015 GAME-BY-GAME STATS

Opponent	U-A-T	TFL	Sacks	Misc.
Marshall	0-3-3	0.0	0.0	-
Indiana State	1-0-1	1.0	1.0	-
Virginia Tech	1-2-3	0.0	0.0	-
Bowling Green	1-1-2	1.0	1.0	-
Michigan State	3-1-4	0.0	0.0	-
Minnesota	1-1-2	0.0	0.0	-
Wisconsin	3-2-5	3.0	1.0	-
Nebraska	2-1-3	1.5	1.0	-
Illinois	1-1-2	0.0	0.0	-
Northwestern	2-1-3	0.0	0.0	-
Iowa				
Indiana				
Totals	15-13-28	6.5	4.0	-

## 2015 GAME-BY-GAME STATS

Opponent	U-A-T	TFL	Sacks	Misc.
Marshall	2-1-3	2.0	1.0	FF
Indiana State	0-0-0	0.0	0.0	-
Virginia Tech	1-2-3	0.5	0.0	-
Bowling Green	Injured - DNP			
Michigan State	Injured - DNP			
Minnesota	Injured - DNP			
Wisconsin	2-0-2	1.0	0.0	-
Nebraska	0-0-0	0.0	0.0	-
Illinois	0-0-0	0.0	0.0	-
Northwestern	0-0-0	0.0	0.0	-
Iowa				
Indiana				
Totals	5-3-8	3.5	1.0	FF

## Career Totals

Year	U-A-T	TFL	Sacks	Misc.
2012	1-1-2	0.0	0.0	-
2013	6-2-8	1.0	0.0	-
2014	13-4-17	5.5	4.0	BLK
2015	12-11-23	2.0	1.0	BLK
Totals	32-18-50	8.5	5.0	2 BLK

## Career Totals

Year	U-A-T	TFL	Sacks	Misc.
2013	5-0-5	1.0	0.0	-
2014	5-4-9	1.0	0.0	-
2015	15-13-28	6.5	4.0	-
Totals	23-16-39	8.5	4.0	-

## Career Totals

Year	U-A-T	TFL	Sacks	Misc.
2012	2-0-2	0.0	0.0	-
2013	7-0-7	1.0	0.0	PBU
2014	3-2-5	1.5	0.0	-
2015	5-3-8	3.5	1.0	FF
Totals	17-5-22	6.0	1.0	PBU, FF

## Career Highs

Total Tackles ..... 6 ..... at Northwestern, 2012  
 Solo Tackles ..... 4 ..... vs. Indiana State, 2015  
 Tackles for Loss ..... 2.0 ..... vs. Southern Illinois, 2014  
 Sacks ..... 2.0 ..... vs. Southern Illinois, 2014  
 PBUs..... - .....

## Career Highs

Total Tackles ..... 5 ..... at Wisconsin, 2015  
 Solo Tackles ..... 3 ..... Twice  
 Tackles for Loss ..... 3.0 ..... at Wisconsin  
 Sacks..... 1.0 ..... Multiple Times  
 PBUs..... - .....

## Career Highs

Total Tackles..... 3 ..... Multiple Times  
 Solo Tackles..... 3 ..... Twice  
 Tackles for Loss ..... 2.0 ..... at Marshall, 2015  
 Sacks..... 1.0 ..... at Marshall, 2015  
 PBUs..... 1 ..... at Indiana, 2013



# 2015 NUMERICAL ROSTER

No.	Name	Cl.	Pos.	Ht.	Wt.	Hometown (High School/Previous College)
1	* D.J. Knox	So.	RB	5-7	197	Fairburn, Ga. (Creekside)
1	Brandon Roberts	R-Fr.	S	5-11	198	Naylor, Ga. (Lowndes)
2	Jonathan Curry	Jr.	TE	6-2	250	Phenix City, Ala. (Central)
2	* Da'Wan Hunte	So.	CB	5-9	183	Miami, Fla. (Miami Central)
2	Elijah Sindelar	Fr.	QB	6-4	216	Princeton, Ky. (Caldwell County)
3	** Leroy Clark	Jr.	S	5-10	190	Miami, Fla. (Archbishop Carroll)
3	* Bilal Marshall	Jr.	WR	6-2	195	Miami, Fla. (Dade Christian)
4	* Ja'Whaun Bentley	So.	LB	6-2	260	Glenarden, Md. (DeMatha Catholic)
4	Keith Byars II	So.	RB	5-10	204	Boca Raton, Fla. (Milford Academy/Boca)
5	** Austin Logan	Jr.	S	6-0	200	Tallahassee, Fla. (Florida)
5	Domonique Young	Jr.	WR	6-3	205	Los Angeles, Calif. (Cerritos College)
6	Evyn Cooper	Fr.	CB	6-2	195	Buford, Ga. (Buford)
6	* Myles Norwood	So.	CB	6-0	170	Arlington, Texas (Grace Prep)
7	** Robert Gregory	Jr.	S	6-1	219	Chicago, Ill. (Simeon)
7	** DeAngelo Yancey	Jr.	WR	6-2	223	Atlanta, Ga. (Mays)
8	Tim Cason	R-Fr.	S	5-11	195	Clarkston, Mich. (Clarkston)
8	Markell Jones	Fr.	RB	5-11	207	Columbus, Ind. (Columbus East)
9	*** Anthony Brown	Sr.	CB	5-11	190	Tampa, Fla. (Hillsborough)
9	* Dan Monteroso	Jr.	WR	6-3	192	Saint Clairsville, Ohio (Saint Clairsville)
10	Matt Burke	So.	DE	6-6	240	West Palm Beach, Fla. (Cardinal Newman)
10	Mike Little	Fr.	CB	6-0	175	Newhall, Calif. (Notre Dame)
11	David Blough	R-Fr.	QB	6-1	202	Carrollton, Texas (Creekview)
11	Antoine Miles	So.	RE	6-3	236	Canton, Ohio (McKinely)
12	* Austin Appleby	Jr.	QB	6-5	239	North Canton, Ohio (North Canton Hoover)
13	* Gelen Robinson	So.	RE	6-1	250	Schererville, Ind. (Lake Central)
14	** Ra'Zahn Howard	Jr.	DT	6-3	310	Asbury Park, N.J. (Asbury Park)
15	Andy Chelf	Fr.	S	6-0	190	Southlake, Texas (Southlake Carroll)
15	* Trae Hart	So.	WR	5-10	168	Mesquite, Texas (First Baptist Academy)
16	* Garrett Hudson	So.	LB	6-2	240	Tallahassee, Fla. (North Florida Christian)
17	Fred Brown	Fr.	DT	6-1	260	Boutte, La. (Hahnville)
18	** Cameron Posey	Jr.	WR	6-1	183	Boca Raton, Fla. (American Heritage)
18	Eddy Wilson	Fr.	DT	6-4	265	Pontiac, Mich. (West Bloomfield)
19	Aaron Banks	Fr.	QB	6-4	196	Indianapolis, Ind. (Brebeuf)
19	* Dezwan Polk-Campbell	So.	LB	6-3	210	Columbus, Ohio (Whetstone)
20	* Gregory Phillips	So.	WR	6-0	191	Lithonia, Ga. (Arabia Mountain)
20	David Rose	Fr.	CB	6-0	175	Temple Hills, Md. (Potomac)
21	Markus Bailey	Fr.	LB	6-1	230	Columbus, Ohio (Hilliard Davidson)
21	Anthony Mahoungou	So.	WR	6-3	207	Paris, France (West Hills College)
22	Sawyer Dawson	Fr.	LB	6-1	215	Lakeland, Fla. (Plant City)
23	* Keyante Green	So.	RB	5-9	219	McDonough, Ga. (Eagle's Landing Christian)
24	*** Frankie Williams	5th	CB	5-9	190	Tampa, Fla. (Robinson)
25	Antonio Blackmon	R-Fr.	CB	6-0	181	Fort Wayne, Ind. (Bishop Dwenger)
25	Tario Fuller	Fr.	RB	6-0	186	Sugar Hills, Ga. (Lanier)
26	Stefan Certa	Sr.	CB	5-11	187	Crown Point, Ind. (Crown Point)
27	* Evan Feichter	Jr.	S	6-0	191	Fort Wayne, Ind. (Bishop Dwenger)
28	* David Yancey	So.	RB	5-10	213	Schererville, Ind. (Lake Central)
29	** Jimmy Herman	Jr.	LB	6-4	230	Carmel, Ind. (Carmel)
30	*** Thomas Meadows	Sr.	K-P	6-0	182	Maidens, Va. (Goochland)
31	Joe Schopper	Fr.	K-P	6-0	180	Indianapolis, Ind. (Cathedral)
32	* Evan Pulliam	Jr.	LB	6-2	225	Indianapolis, Ind. (Cathedral)
33	*** Danny Anthrop	Sr.	WR	6-0	193	West Lafayette, Ind. (Central Catholic)
34	Austin Sullins	Fr.	CB	5-10	190	Casper, Wyo. (IMG Academy)
36	* Danny Ezechukwu	So.	LB	6-2	246	Lithonia, Ga. (Arabian Mountain)
36	Richie Worship	Fr.	RB	6-1	242	Cleveland, Ohio (Valley Forge)
37	*** Paul Griggs	Sr.	K	6-1	196	Charlotte, N.C. (Charlotte Latin)
38	Brian Bravo	Fr.	K	6-2	180	North Aurora, Ill. (Joliet Catholic)
40	Tim Faison	Fr.	LB	6-2	200	Tallahassee, Fla. (Amos P. Godby)
41	Jacob Thieneman	R-Fr.	S	6-0	205	Noblesville, Ind. (Guerin Catholic)
42	** Andy James Garcia	Jr.	LB	6-0	228	Miami, Fla. (Hialeah)
43	Myles Homan	Fr.	K	6-1	195	Cincinnati, Ohio (St. Xavier)
45	Lane Beeler	R-Fr.	RB	5-10	210	Westpoint, Ind. (McCutcheon)
46	Race Johnson	So.	CB	5-11	180	Carmel, Ind. (Carmel)



No.	Name	Cl.	Pos.	Ht.	Wt.	Hometown (High School/Previous College)
47	Micah Budzinski	So.	TE	6-6	215	Knox, Ind. (Culver Community)
47	Shayne Henley	Jr.	DE	6-3	265	Simi Valley, Calif. (Moorpark College)
48	John Vargyas	Fr.	LS	5-11	250	Wheaton, Ill. (Saint Francis)
49	Wes Cook	So.	S	5-10	189	Westminster, Md. (East Carolina)
49	Tyler Duncan	R-Fr.	K	5-11	190	Danville, Calif. (Monte Vista)
50	Keiwan Jones	R-Fr.	DT	6-2	278	Ocala, Fla. (Dunnellon)
50	Bearooz Yacoobi	R-Fr.	OL	6-5	297	Dearborn, Mich. (Dearborn)
51	* John Strauser	So.	DE	6-2	270	Champaign, Ill. (Saint Thomas More)
52	Johnny Daniels	So.	DT	6-3	287	Chicago, Ill. (Foreman)
53	Kirk Barron	R-Fr.	G-C	6-2	305	Mishawaka, Ind. (Marian)
54	** Jake Replogle	Jr.	DT	6-5	275	Centerville, Ohio (Centerville)
55	* Ryan DeBusk	Jr.	RE	6-1	251	Atascadero, Calif. (Atascadero)
55	Michael Mendez	Fr.	OL	6-4	282	Los Fresnos, Texas (Los Fresnos)
56	Wyatt Cook	Fr.	LB	6-2	240	Westminster, Md. (McDonogh School)
57	*** Robert Kugler	5th	C	6-3	300	Pittsburgh, Pa. (North Allegheny)
59	Langston Newton	Jr.	DT	6-3	284	Indianapolis, Ind. (Kentucky)
60	Eric Swingler	R-Fr.	OL	6-5	255	Munster, Ind. (Munster)
64	Dakota Jelinek	R-Fr.	OL	6-3	256	Flushing, Mich. (Hill-McCloy)
65	Ben Makowski	Fr.	LS	6-2	263	Osceola, Ind. (Penn)
66	* Cameron Cermin	Jr.	OL	6-5	301	College Station, Texas (A&M Consolidated)
68	Peyton Truitt	Fr.	OL	6-5	295	West Lafayette, Ind. (West Lafayette)
69	John Bednar	Sr.	LS	6-2	242	Valparaiso, Ind. (Valparaiso)
70	** Jordan Roos	Jr.	OG	6-4	312	Celina, Texas (Celina)
71	* Corey Clements	Sr.	OL	6-8	420	Birmingham, Ala. (Mesa C.C.)
72	** Jason King	Jr.	OG	6-4	305	Little Rock, Ark. (Pulaski Academy)
73	* J.J. Prince	Jr.	OT	6-6	297	Southlake, Texas (Carroll Senior)
74	Martesse Patterson	R-Fr.	OL	6-3	345	Columbus, Ohio (Marion-Franklin)
75	* David Hedelin	Sr.	OT	6-4	298	Stockholm, Sweden (City College of San Francisco)
77	* Joey Warburg	Jr.	OL	6-5	285	Louisville, Ky. (Trinity)
79	Matt McCann	Fr.	OL	6-6	315	Fishers, Ind. (Bishop Chatard)
80	Jarrett Burgess	Fr.	WR	6-2	195	Miami, Fla. (Florida Christian)
81	Keenan Schon	So.	WR	5-10	185	Fort Wayne, Ind. (Bishop Dwenger)
82	Alex Hilger	R-Fr.	WR	6-2	192	Natick, Mass. (Natick)
83	Malcolm Dotson	Fr.	WR	6-2	200	Indianapolis, Ind. (Cathedral)
84	Jess Trussell	Fr.	TE	6-6	230	Arlington, Texas (James Martin)
85	* Jordan Jurasevich	5th	TE	6-3	250	Crown Point, Ind. (Crown Point)
87	*** Shane Mikesky	5th	WR	6-4	218	Zionsville, Ind. (Zionsville)
88	Cole Herdman	R-Fr.	TE	6-4	243	Lessburg, Va. (Flint Hill)
89	Brycen Hopkins	Fr.	TE	6-5	235	Nashville, Tenn. (Ensworth)
90	Will Colmery	R-Fr.	DT	6-5	263	Western Spring, Ill. (Nazareth Academy)
91	Chazmyn Turner	Fr.	RE	6-5	250	Mooreville, N.C. (Mooreville)
92	*** Ryan Watson	Sr.	DT	6-2	298	Ellicott City, Md. (Our Lady of Good Counsel)
94	Grant Ellington	5th	LS	6-0	234	LaGrange, Ill (Drake University)
95	** Evan Panfil	Jr.	DE	6-5	262	New Lenox, Ill. (Lincoln Way Central)
96	Jake Herr	Fr.	P	6-5	220	Carmel, Ind. (Carmel)
97	*** Michael Rouse III	5th	DT	6-4	301	Flossmoor, Ill. (Homewood Flossmoor)
98	Will Schott	Jr.	DE	6-3	209	Greenwood, Ind. (Roncalli)
	* denotes letters earned.	Cl. denotes athletic eligibility.				

**Head Coach:** Darrell Hazell

**Assistant Coaches:** Greg Hudson (Defensive Coordinator), John Shoop (Offensive Coordinator/Quarterbacks), Jim Bridge (Offensive Line), Rubin Carter (Defensive Line), Marcus Freeman (Linebackers), Taver Johnson (Defensive Backs), Terry Malone (Tight Ends), Gerad Parker (Wide Receivers), Jafar Williams (Running Backs)

**Offensive Graduate Assistant Coaches:** John Nussman, Camden Wentz / **Defensive Graduate Assistants:** Zach Opsal, Mark Sheridan

**Director of Football Operations:** Andrew Warsaw

**Director of Player Personnel:** Mike Waugh