

PURDUE BOILERMAKERS

2021-22 BASKETBALL GAME NOTES

MBB Contact: Chris Forman ► Email: cforman@purdue.edu ► Office: 765.494.3201 ► Cell: 413.687.4590 ► Address: 900 John Wooden Drive, West Lafayette, IN 47907

GAME 16 // BOILERMAKERS BEGIN CHALLENGING STRETCH VS. NEBRASKA



[7 / 5] PURDUE (13-2 / 2-2 BIG TEN) vs. NEBRASKA (6-11 / 0-6 BIG TEN)

Friday, January 14, 2022 • 6:30 p.m. ET • West Lafayette, Ind. • Mackey Arena (14,804 / SOLD OUT)

TELEVISION: FS1 (Brandon Gaudin, Nick Bahe) | Satellite Radio (SIRIUS 134, XM 195, SXM App 957)

RADIO: 22 stations on the Purdue Radio Network and on Varsity Sports Network (online); Rob Blackman and Bobby Riddell.

LIVE STATS: PurdueStats.com // SOCIAL MEDIA: @BoilerBall on Twitter, Instagram and Facebook

	Record 13-2 Big Ten 2-2 Home 8-1 Away 1-1 Neutral 4-0 Streak Win-1 AP / Coaches 7/5 NET / KenPom 8/5	vs.	Record 6-11 Big Ten 0-6 Home 6-6 Away 0-4 Neutral 0-1 Streak Loss-4 AP / Coaches --/-- NET / KenPom 219/156	
--	---	-----	--	--

THE SERIES: Purdue leads, 17-6 // LAST MEETING: Feb. 20, 2021 (Purdue, 75-58) // STREAK: Purdue, win-1

MATT PAINTER

17th season at Purdue (368-186)

18th season overall (393-191)

THE HEAD COACHES

Record at School

Career Record

FRED HOIBERG

3rd season at Nebraska (20-56)

8th season overall (135-112)

THE OPENING TIP

- The No. 7-ranked Purdue Boilermakers return to Mackey Arena after an unexpected break, looking for their second win in a row as Nebraska visits Mackey Arena for the first time in almost three calendar years. The Boilermakers were scheduled to play at Michigan on Tuesday, but that game was postponed due to health and safety protocols within the Wolverines' program.
- The Boilermakers enter with a 13-2 overall record, while Nebraska is 6-11 overall. The Huskers have never won in Mackey Arena (9-0).
- The contest will be televised on FS1 with **Brandon Gaudin** and **Nick Bahe** on the call. On the radio waves, **Rob Blackman** and **Bobby Riddell** will be courtside on the 22-station Purdue Radio Network and online on the Varsity Sports Network (app). Live stats will be provided on StatBroadcast.com and updates will be provided on Purdue's official Twitter account (@BoilerBall).

THE NOTES TO KNOW

- Purdue has started 2-2 or better in Big Ten play in 15 of the 17 years under **Matt Painter**. The lone years it didn't were 2005-06 and 2020-21.
- Since Feb. 1, of last season, Purdue and Loyola Chicago are the only teams without a double-digit loss. Purdue's six losses since Feb. 1, of last year have come by 1, 3, 9 (ot), 9 (ot), 2 and 5 points.
- Purdue is ranked No. 7 in this week's AP Top 25 poll. The Boilermakers are 19-5 all-time when ranked No. 7, having won 12 straight games.
- Painter has won 13 straight regular-season games in games played on the weekend (Friday, Saturday, Sunday).
- Zach Edey**, **Jaden Ivey** and **Trevion Williams** were named to the Wooden Award midseason watch list last Wednesday. Purdue was the only school with three players named (Duke, Gonzaga, UCLA had two).
- Students have returned, which means The Paint Crew has as well. Purdue is 76-8 since the start of the 2014-15 season with The Paint Crew in attendance. If you disregard the 2019-20 season (9-5), Purdue is 67-3 in the other years (losses to Villanova, Ohio State, North Florida).
- Mason Gillis** is averaging 7.5 points per game, but is scoring at a 2.05 points per shot clip. The Boilermakers are averaging 1.52 points / possession when Gillis is used, good for the 100th percentile. He is the only player nationally with 80-plus points on 40 or fewer shots.
- Painter's next conference win will be his 200th win in league play. He owns a 199-112 record in league play (182-111 at Purdue; 17-1 at SIU).
- Matt Painter** needs three wins to tie **Ward "Piggy" Lambert** (371) for second place on the Purdue career victories list. With the win over Penn State, Painter tied Michigan State's **Jud Heathcote** for seventh (182) on the all-time Big Ten wins list.

2021-22 PURDUE ROSTER (► denotes probable starter)

No.	Name	Yr.	Pos.	Ht.	Wt.	Hometown	GP / GS	PPG	RPG	APG	Other
0	► Mason Gillis	So.	F	6-6	230	New Castle, Ind.	11 / 3	7.5	3.1	0.5	20-20 FTs
1	Brian Waddell	Fr.	F	6-7	180	Carmel, Ind.	0 / 0	—	—	—	— REDSHIRTING 2021-22 SEASON —
2	Eric Hunter Jr.	Sr.	G	6-4	175	Indianapolis, Ind.	15 / 1	2.9	1.4	1.7	
3	Caleb Furst	Fr.	C	6-10	230	Fort Wayne, Ind.	14 / 12	5.4	5.0	0.6	BIG FOW (N22)
4	Trey Kaufman-Renn	Fr.	F	6-9	225	Sellersburg, Ind.	0 / 0	—	—	—	— REDSHIRTING 2021-22 SEASON —
5	Brandon Newman	So.	G	6-5	200	Valparaiso, Ind.	14 / 0	6.5	2.3	0.9	22 3Ps
11	► Isaiah Thompson	Jr.	G	6-1	160	Zionsville, Ind.	15 / 14	5.9	1.3	1.3	47.8 3P %
14	Jared Wulbrun	Sr.	G	5-10	180	Stanford, Calif.	7 / 0	0.3	0.1	0.0	
15	► Zach Edey	So.	C	7-4	295	Toronto, Ontario	15 / 11	14.9	7.4	1.3	71.0 FG %
21	Matt Frost	Jr.	F	6-5	200	Columbus, Ind.	7 / 0	0.6	0.4	0.0	
22	Chase Martin	So.	G	6-3	180	Columbia, Mo.	7 / 0	0.3	0.1	0.1	
23	► Jaden Ivey	So.	G	6-4	195	South Bend, Ind.	15 / 15	16.2	5.1	3.0	43.8 3P %
25	Ethan Morton	So.	G	6-6	215	Butler, Pa.	15 / 0	3.0	1.8	2.4	6.00 A/T0
34	Carson Barrett	So.	G	6-5	215	Lafayette, Ind.	7 / 0	0.3	0.6	0.0	
50	Trevion Williams	Sr.	F	6-10	255	Chicago, Ill.	15 / 4	13.5	8.8	3.0	2X BIG POW
55	► Sasha Stefanovic	Sr.	G	6-5	205	Crown Point, Ind.	15 / 15	11.3	2.3	4.0	41.9 3P %

2021-22 PURDUE SCHEDULE

Date	P / O	Rank	Opponent	TV	Time/Result
N9	7 / --		Bellarmine	BTN+	W, 96-67
N12	7 / --		Indiana State	BTN	W, 92-67
N16	6 / --		Wright State	BTN	W, 96-52
N20	2	6 / 18	vs. North Carolina	ESPNNews	W, 93-84
N21	2	6 / 5	vs. Villanova	ABC	W, 80-74
N26	3 / --		Omaha	BTN+	W, 97-40
N30	3	2 / --	Florida State	ESPN	W, 93-65
D3	* 2 / RV		Iowa	BTN	W, 77-70
D9	* 1 / --		at Rutgers	BTN	L, 68-70
D12	4	1 / --	vs. North Carolina State	BTN	W, 82-72
D18	5	3 / --	vs. Butler	FOX	W, 77-48
D20	3 / --		Incarnate Word	BTN	W, 79-59
D29	3 / --		Nicholls	BTN	W, 104-90
J3	* 3 / 23		Wisconsin	BTN	L, 69-74
J8	* 3 / --		at Penn State	BTN	W, 74-67
J11	* 7 / --		at Michigan	ESPN2	POSTPONED
J14	* 7 / --		Nebraska	FS1	6:30 p.m.
J17	* -- / 25		at Illinois	FOX	Noon
J20	* -- / RV		at Indiana	FS1	7 p.m.
J23	* -- / --		Northwestern	BTN	1 p.m.
J27	* -- / RV		at Iowa	FS1	9 p.m.
J30	* -- / 16		Ohio State	CBS	Noon
F2	* -- / --		at Minnesota	BTN	7 p.m.
F5	* -- / --		Michigan	FOX	2:30 p.m.
F10	* -- / 25		Illinois	ESPN / ESPN2	9 p.m.
F13	* -- / --		Maryland	CBS	1 p.m.
F16	* -- / --		at Northwestern	BTN	9 p.m.
F20	* -- / --		Rutgers	FS1	5:30 p.m.
F26	* -- / 10		at Michigan State	ESPN / ESPN2	TBA
M1	* -- / 13		at Wisconsin	ESPN / ESPN2	9 p.m.
M5	* -- / RV		Indiana	ESPN / ESPN2	TBA
M9	6	-- / --	Big Ten First Round	BTN	TBA
M10	6	-- / --	Big Ten Second Round	BTN	TBA
M11	6	-- / --	Big Ten Quarterfinals	BTN	TBA
M12	6	-- / --	Big Ten Semifinals	CBS	TBA
M13	6	-- / --	Big Ten Championship	CBS	3:30 p.m.
TBA	7	-- / --	NCAA Tournament		TBA

* Home games played at Mackey Arena in bold.

* All times Eastern and subject to change.

- 1 Denotes Big Ten Conference Game
- 2 Denotes exhibition game (West Lafayette, Ind.)
- 3 Denotes Hall of Fame Tip-off Classic (Uncasville, Conn.)
- 4 Denotes ACC / Big Ten Challenge (West Lafayette, Ind.)
- 5 Denotes Hall of Fame Invitational (Brooklyn, N.Y.)
- 6 Denotes Crossroads Classic (Indianapolis, Ind.)
- 7 Denotes Big Ten Tournament (Indianapolis, Ind.)
- 8 Denotes NCAA Tournament (TBA)

INSIDE THE NUMBERS (Through Jan. 12, 2022)

PURDUE			NEBRASKA		
NCAA Rk.	Stats	Category	Stats	NCAA Rk.	
5	85.1	Scoring Offense	73.9	138	
123	66.6	Scoring Defense	78.4	333	
8	+18.5	Scoring Margin	-4.5	291	
3	.507	FG Percentage	.433	227	
93	.410	FG Pct. Defense	.437	230	
3	.408	3-Point Percentage	.290	327	
22	9.9	3-Pointers / Game	7.0	213	
117	.728	Free Throw Percentage	.719	145	
3	+12.9	Rebound Margin	-9.1	347	
7	18.5	Assists	13.5	169	
78	11.9	Turnovers	12.6	134	
9	1.55	Assist / TO Ratio	1.07	148	
255	-1.20	Turnover Margin	+3.06	50	

#BoilerUp | @BoilerBall | PURDUESPORTS.COM

MEDIA AVAILABILITY (all times Eastern; contact Chris Forman for more information)						
Friday January 14 ► GAMEDAY • Nebraska • FS1 • West Lafayette, Ind. • Mackey Arena • 6:30 p.m. ET	Saturday January 15 • Coach Painter (4 p.m.) • Student-Athletes (4 p.m.)	Sunday January 16 • No availability	Monday January 17 ► GAMEDAY • Illinois • FOX • Champaign, Ill. • State Farm Center • Noon ET / 11 a.m. CT	Tuesday January 18 • Painter Radio Show (6 p.m.)	Wednesday January 19 • Coach Painter (TBA) • Student-Athletes (TBA)	Thursday January 20 ► GAMEDAY • Indiana • FS1 • Bloomington, Ind. • Simon-Skjodt Assembly Hall • 7 p.m.

THE SERIES WITH THE CORNHUSKERS		► LONGEST STREAKS OF BEING RANKED TOP 10 (AP POLL)		PILING UP THE RANKED WINS	
<ul style="list-style-type: none"> Friday's contest with Nebraska kicks off a busy stretch for the Boilermakers as it plays the first game of a four-game stretch in nine days. Purdue will travel to Illinois on Monday, face Indiana on Thursday and then Northwestern on Sunday. Purdue owns a 17-6 record against Nebraska, including a 7-0 mark at Mackey Arena. Purdue has won the nine games by an average of 14.9 points per game and all but one of the seven wins have come by double-digits. Purdue has scored at least 74 points against Nebraska in seven of the last eight meetings. Purdue is the Big Ten's all-time winningest program and now needs just seven wins for 1,000 Big Ten regular-season conference wins. Purdue would be the first team to accomplish that feat. 		Weeks	Dates	Team	Wins
		17	Preseason 1986-87 to Preseason 1987-88	Kansas	35
		11	Jan. 4, 1988 to March 14, 1988	Duke	31
		10	Preseason 2021-22 to Jan. 10, 2022	Baylor	30
		10	Preseason 1997-98 to Jan. 12, 1998	Michigan State	30
		10	Preseason 2009-10 to Jan. 11, 2010	Michigan	28
		9	Jan. 8, 2018 to March 5, 2018	Villanova	28
				North Carolina	27
				Purdue	26

► LAST 10 GAMES VS. NEBRASKA (7-3)				
Date	P / O	Opponent	Result	Score
2-23-14	- / -	Lincoln, Neb.	L	57-76
2-15-15	- / -	West Lafayette, Ind.	W	66-54
1-30-16	21 / -	West Lafayette, Ind.	W	89-74
3-1-16	15 / -	Lincoln, Neb.	W	81-62
1-29-17	20 / -	Lincoln, Neb.	L	80-83
1-6-18	13 / -	West Lafayette, Ind.	W	74-62
2-9-19	15 / -	West Lafayette, Ind.	W	81-62
2-23-19	15 / -	Lincoln, Neb.	W	75-72
12-15-19	- / -	Lincoln, Neb.	L	56-70
2-20-21	- / -	Lincoln, Neb.	W	75-58

► PURDUE PLAYERS VS. NEBRASKA					
Player	GP-GS	PPG	RPG	APG	Other
Jaden Ivey	1-1	15.0	7.0	3.0	3 stls, 2 blks
Trevion Williams	3-3	10.3	8.3	1.3	15-25 FGs
Brandon Newman	1-1	10.0	7.0	3.0	
Zach Edey	1-0	8.0	5.0	2.0	4-6 FGs
Sasha Stefanovic	3-1	6.7	2.0	1.0	6-18 3Ps
Isaiah Thompson	2-0	6.5	2.0	1.0	
Eric Hunter Jr.	3-2	4.3	2.7	1.7	
Ethan Morton	1-0	0.0	1.0	0.0	

- Purdue fell to No. 7 in the AP Top 25 poll released Monday, ending a streak of seven straight weeks ranked in the top 3. However, the No. 7 national ranking is where Purdue started the season.
- The 10-week stretch of being ranked in the top 10 is the third-longest streak in school history.

Weeks	Dates
17	Preseason 1986-87 to Preseason 1987-88
11	Jan. 4, 1988 to March 14, 1988
10	Preseason 2021-22 to Jan. 10, 2022
10	Preseason 1997-98 to Jan. 12, 1998
10	Preseason 2009-10 to Jan. 11, 2010
9	Jan. 8, 2018 to March 5, 2018

- Since the start of the 2015-16 season, Purdue has been ranked in 84 of 124 of the Associated Press Top 25 polls. The total is the 11th most in the country.
- Purdue has been ranked in one poll in every season for seven consecutive years, the second-longest streak in school history (eight; 1968-75).

No.	Team	Streak
123	Kansas	15
118	Villanova	50
113	Duke	10
111	Gonzaga	105
105	Virginia	—
105	Kentucky	10
93	Michigan State	7
90	North Carolina	—
89	Baylor	47
85	West Virginia	—
84	Purdue	13

No.	Team
105	Gonzaga
50	Villanova
47	Baylor
36	Houston
27	Texas
19	Alabama
15	Kansas
13	Purdue

No.	Date
64	Feb. 4, 2008 to March 14, 2011
41	Nov. 2, 2015 to Nov. 20, 2017
34	Nov. 4, 1997 to Feb. 22, 1999
34	Nov. 30, 1992 to March 14, 1994
33	Nov. 15, 1986 to March 14, 1988
20	Feb. 12, 1979 to March 3, 1980
19	Dec. 4, 2017 to Nov. 26, 2018
13	March 1, 2021 to present

- Purdue is one of three teams (Purdue, Kansas, Houston) to average at least 1.00 points / possession in every game played this season.
- Purdue has scored at least 80 points in 9-of-15 games this season. Last year, it scored 80 points in just 6-of-28 games.

Team	Wins
Kansas	35
Duke	31
Baylor	30
Michigan State	30
Michigan	28
Villanova	28
North Carolina	27
Purdue	26
Florida State	25
Virginia	25

Year	Non-Con	Final	Postseason
2020-21	11-0	????	
2009-10	12-0	29-6	L - Sweet 16
1993-94	12-0	29-5	L - Elite 8
1992-93	9-0	18-10	L - NCAA 1st

- Over its last 104 games at Mackey Arena, Purdue is 93-11.
- Since the start of the 2014-15 season, Purdue is 19-7 at Mackey Arena against nationally-ranked opponents.
- Purdue will enter next season having won 14 straight games at Mackey Arena against non-conference opposition.
- With the Paint Crew in attendance, Purdue is 76-8 at Mackey Arena since the 2014-15 season.

- Purdue has won 48 straight games when shooting at least 50.0 percent from the field, 40.0 percent from 3-point range and 72.0 percent from the free throw line, last losing to Illinois on March 3, 2004 (81-79; ot).
- Coach Painter is 45-0 when reaching the three shooting levels.

DUO DOMINATES THE GLASS

- Through Wednesday's games, **Zach Edey** and **Trevion Williams** rank 1st and 3rd nationally in offensive rebounding percentage.
- As a team, Purdue is eighth in offensive rebound percentage.

MORE ANALYTICS FROM KENPOM

- No. 1 in offensive efficiency.
- No. 1 in effective field goal percentage.
- No. 8 in offensive rebound percentage.
- No. 9 in 2-point field goal percentage.
- No. 13 in assists / field goals made.
- No. 23 in percentage of bench minutes.
- No. 30 in free throw attempts / field goal attempts.
- Trevion Williams** is 10th in the KenPom Player of the Year ratings.
- Zach Edey** is 2nd in fouls drawn / 40 minutes.
- Zach Edey** is 3rd in percentage of possessions used.
- Trevion Williams** is 12th in percentage of possessions used.
- Zach Edey** is 14th in defensive rebound rate.
- Trevion Williams** is 15th in defensive rebound rate.

AND MORE ABOUT THAT OFFENSIVE EFFICIENCY NUMBER

- Purdue's adjusted offensive efficiency number is 124.0, meaning Purdue averages 124.0 points per 100 possessions, a number that leads the country.
- In the KenPom era (2002-22), that number currently ranks 15th, and is the third-best Big Ten offense in the last 20 years.

► TOP OFFENSIVE EFFICIENCY NUMBER (KENPOM ERA)

No.	Team	Year	Record	Post.
129.0	Wisconsin	2015	36-4	L - NCAA Champ
127.8	Villanova	2018	36-4	W - NCAA Title
126.4	Gonzaga	2021	31-1	L - NCAA Champ
126.0	Oklahoma State	2017	20-13	L - 1st rd.
125.4	Notre Dame	2015	32-6	L - Elite 8
125.1	Missouri	2012	30-5	L - 1st rd.
125.0	Baylor	2021	28-2	W - NCAA Title
125.0	Ohio State	2011	34-3	L - Sweet 16
124.7	Duke	2014	26-9	L - 1st rd.
124.5	Gonzaga	2019	33-4	L - Elite 8
124.5	Duke	2015	35-4	W - NCAA Title
124.4	North Carolina	2016	33-7	L - NCAA Champ
124.3	Wake Forest	2005	27-6	L - 2nd rd.
124.2	Creighton	2014	27-8	L - 2nd rd.
124.0	Purdue	2022	13-2	
124.0	UCLA	2017	31-5	L - Sweet 16
123.5	Iowa	2021	22-9	L - 2nd rd.

THE RUN TRACKER

- Purdue has had big runs already this year, having 19 runs of 10-0 or greater already this year, compared to three for opponents.
- Purdue has had two runs of 20-0 or longer, posting a 29-0 run vs. Omaha and a 20-0 run vs. Nicholls.
- Purdue has had six runs longer than any run by an opponent this year.

► RUN TRACKER

Run	Purdue	Opponent
7-0	8	7
8-0	7	5
9-0	5	2
10-0	9	1
11-0	3	1
12-0	1	1
14-0	2	
16-0	1	
18-0	1	
20-0	1	
29-0	1	
TOTALS	39	17

GET TO AND KEEP THEM OFF THE LINE

- Purdue has outscored its opponents by 110 points at the free throw line, the largest margin in the country.

► FREE THROWS MADE DIFFERENCE

Team	Team	Opp.	Diff.
Purdue	238	128	+110
Weber State	239	131	+108
Duke	211	109	+102
Xavier	241	141	+100

► Through games played Jan. 12, 2022.

PURDUE'S BIG THREE MAKING BIG IMPACT

- Purdue's big three of **Jaden Ivey**, **Trevion Williams** and **Zach Edey** are making a huge impact this season.
- The group is averaging 44.7 points, 21.3 rebounds, 7.3 assists, 2.6 blocks and 2.6 steals per game, shooting 255-of-428 (.596). The trio accounts for 52.5 percent of Purdue's scoring.
- Through Tuesday's games, Purdue (Edey and Williams), Richmond, LSU and DePaul are the only schools in America to have two players with at least 200 points and 100 rebounds this season.
- The trio were all named to the Wooden Award midseason top-25 watch list, the only school with three players named.

► PURDUE'S BIG THREE GAME-BY-GAME

Date	Opponent	Pts.	Rebs.	Ass.	FGs
11-9-21	Bellarmine	31	21	6	9-17
11-12-21	Indiana State	60	26	10	21-28
11-16-21	Wright State	46	31	7	18-31
11-20-21	North Carolina	51	17	9	19-34
11-21-21	Villanova	40	17	9	16-29
11-26-21	Omaha	46	18	5	18-24
11-30-21	Florida State	38	16	5	17-27
12-3-21	Iowa	38	27	5	13-29
12-9-21	Rutgers	49	18	5	19-34
12-12-21	North Carolina St.	53	26	11	22-38
12-18-21	Butler	46	22	4	18-24
12-20-21	Incarnate Word	37	22	9	16-24
12-29-21	Nicholls	49	18	13	16-24
1-3-22	Wisconsin	47	18	7	16-34
1-8-22	Penn State	39	22	4	17-31
TOTALS		670	319	109	255-428
AVERAGES		44.7	21.3	7.3	.596

BEST SHOOTING PROGRAM IN THE COUNTRY?

- Purdue can lay claim to perhaps being the best 3-point shooting program in the country over the last few years.
- Since the 2016-17 season, Purdue is one of six teams in America to have made 1,600 trifectas and shoot at least 37.5 percent from long range.

► 1,600 3PM / 37.5 3-PT. PERCENTAGE (SINCE 2016-17)

Team	3PM	3P%
South Dakota State	1,607	.390
Marquette	1,661	.387
Wofford	1,797	.386
Purdue	1,606	.379
Creighton	1,704	.375
Toledo	1,621	.375

► Through games played Jan. 12, 2022.

- During the same time frame, Purdue has had 23 games of 14 or more 3-pointers. Among Big Ten teams, Michigan and Iowa are next with 11.

DOUBLE-DOUBLE TIMES 3

- In the win over Wright State, Purdue had three players (**Zach Edey**, **Caleb Furst**, **Trevion Williams**) record double-doubles. It marked the first time since Nov. 21, 1977, that three players recorded double-doubles in the same game (**Walter Jordan**, **Wayne Walls**, **Joe Barry Carroll**). It has now happened 19 times in school history.

20 TIMES 3

- In the win over North Carolina, Purdue had three players score at least 20 points in the same game for the first time since Nov. 24, 1997. **Sasha Stefanovic** had 23 points, **Jaden Ivey** had 22 points and **Trevion Williams** tallied 20 points.

TOUGHER SLEDDING IN LEAGUE PLAY

- Purdue is 2-2 in Big Ten play, in part because of career performances by two players. In the loss to Rutgers, **Ron Harper** scored a career-high 30 points and hit a 40-foot runner at the buzzer. In Monday's loss to Wisconsin, **Johnny Davis** scored 37 points to score half of Wisconsin's points in a win over the Boilermakers.

► PURDUE'S NON-CONFERENCE / BIG TEN COMPARISON

Category	Non-Con.	Big Ten
Scoring Offense	89.9	72.0
Field Goal Percentage	.533	.431
Field Goal Percentage Defense	.394	.458
3-Point Percentage	.424	.360
Free Throw Percentage	.743	.689
Assists Per Game	20.1	14.3
Assists / Turnover Ratio	1.70	1.16
Turnover Margin	-1.09	-1.50

INSIDE MORE NUMBERS

- Purdue is 132-16 since the start of the 2014-15 season when attempting more free throws than its opponents.
- Purdue is 164-7 when under Painter when holding foes to 59 or fewer points. Three of the seven losses came during the 2012-13 season.
- Purdue is 137-12 under Painter when scoring at least 80 points, including 51-2 (losses to Notre Dame and Virginia Tech in 2018-19 season) since the start of the 2017-18 season.
- Purdue is 261-50 under Painter when scoring at least 70 points.
- Purdue is 47-5 since the start of the 2017-18 season when making 10 or more 3-pointers in a game, winning 18 straight games.
- Purdue is 134-15 under Painter when winning the rebound and turnover battles in the same game.
- Purdue has won 29 straight games when shooting a higher field goal percentage than its opponent.
- Purdue has won 16 straight games when leading at halftime and since the start of the 2016-17 season, Purdue is 108-12 when leading at the intermission.
- Purdue has won 109 straight games when scoring 90 or more points, dating to Nov. 24, 1987 – a span of 12,471 days.

BEST THING ABOUT FRESHMEN IS THEY BECOME SOPHOMORES

- Purdue sophomores **Jaden Ivey** and **Zach Edey** have taken a massive leap this season after good freshman campaigns.

► FRESHMEN / SOPHOMORE NUMBERS

Team	PPG	RPG	APG	A/TO	FG%	3P%	FT%
Edey Freshman	8.7	4.4	0.4	0.36	.597	---	.714
Edey Sophomore	14.9	7.4	1.3	0.63	.710	---	.706
Ivey Freshman	11.1	3.3	1.9	1.39	.399	.258	.726
Ivey Sophomore	16.2	5.1	3.0	1.32	.500	.438	.714

INSTANT PRODUCTION

- Averaging 13, 8 and 3 is not a huge deal in itself. Doing it in under 30.0 minutes per game is a bit of a bigger deal. Doing it in 20.5 minutes per game is absurd – that's what **Trevion Williams** is doing.

► 13.0 PPG, 8.0 RPG, 3.0 APG IN UNDER 30.0 MPG (SINCE 92-93)

Year	Player (Team)	PPG	RPG	APG	MPG
2021-22	Trevion Williams (Purdue)	13.5	8.9	3.0	20.5
2021-22	Ahsan Asadullah (Lipscomb)	17.4	8.3	3.0	25.4
2020-21	Ahsan Asadullah (Lipscomb)	14.1	8.0	3.4	28.3
2020-21	Gaige Prim (Missouri State)	16.7	9.1	3.0	29.4
2019-20	Ahsan Asadullah (Lipscomb)	18.6	10.1	3.9	29.8
2017-18	Xavier Cooks (Winthrop)	17.2	8.8	3.6	29.8

GAME 16 // [7] PURDUE vs. NEBRASKA // JANUARY 14, 2022

BIG TEN SUCCESS UNDER PAINTER (Since 2006-07 / Painter's second year at Purdue)						2021-22 BIG TEN STANDINGS											
Overall Wins	Total	Conference Wins	Total	NCAA Bids	Total	NBA Draft Picks*	Total	Team	Conf.	Pct.	Overall	Pct.	NET				
Michigan State	402	Michigan State	191	Michigan State	14	Michigan	14	[10] Michigan State	5-0	1.000	14-2	.875	19				
Ohio State	388	Wisconsin	190	Wisconsin	13	Maryland	12	[25] Illinois	5-0	1.000	12-3	.800	11				
Wisconsin	386	Ohio State	180	Purdue	12	Ohio State	11	[13] Wisconsin	4-1	.800	13-2	.867	22				
Purdue	360	Purdue	179	Ohio State	11	Michigan State	11	[16] Ohio State	4-1	.800	10-3	.769	24				
Michigan	349	Michigan	159	Michigan	10	Indiana	10	Rutgers	3-2	.667	9-6	.600	125				
Maryland	338	Maryland	151	Maryland	8	Purdue	8	[rv] Indiana	3-2	.600	12-3	.800	30				
Illinois	301	Illinois	132	Indiana	6	Iowa	5	[7] Purdue	2-2	.500	13-2	.867	8				
Indiana	291	Indiana	131	Illinois	5	Wisconsin	4	Penn State	3-3	.500	8-6	.571	85				
Minnesota	284	Iowa	128	Iowa	5	Illinois	2	Michigan	1-2	.333	7-6	.538	52				
Iowa	282	Minnesota	104	Minnesota	5	Nebraska	2	[rv] Iowa	1-3	.250	11-4	.733	27				
Penn State	250	Penn State	97	Nebraska	1	Minnesota	1	Minnesota	1-4	.200	10-4	.728	60				
Nebraska	237	Nebraska	91	Northwestern	1	Rutgers	1	Northwestern	1-4	.200	8-6	.571	89				
Northwestern	236	Northwestern	87	Penn State	1	Northwestern	0	Maryland	1-4	.200	9-7	.563	107				
Rutgers	209	Rutgers	74	Rutgers	1	Penn State	0	Nebraska	0-6	.000	6-11	.353	217				
► Through games played Jan. 12.		► Through games played Jan. 12.		► Entering 2021-22 season.		* Since 2007 NBA Draft		► Through games played Jan. 12, 2022.									
THE CENTER OF EFFICIENCY						► PURDUE'S LEADERS IN FIELD GOAL PERCENTAGE						► PURDUE'S SOPHOMORES GAME-BY-GAME					
• Purdue's two-headed center monster of Zach Edey and Trevion Williams is averaging 28.6 points, 16.3 rebounds, 4.4 assists and 2.1 blocked shots per game, in 38.2 minutes per game.						Pct.						Date					
• Over the last two games, the duo has averaged 31.5 points, 15.5 rebounds and 8.0 assists in 39.0 minutes per game, shooting 24-of-41 (.585) from the field.						Player						Opponent					
						Year						P					
						.710 Zach Edey 2021-22						R					
						.708 Stephen Scheffler 1987-88						A					
						.698 Stephen Scheffler 1989-90						FGs					
						.670 Ian Stanback 1990-91						3Ps					
						► Min. 100 field goal attempts.						FTs					
► PURDUE'S CENTERS OF ATTENTION						A POINT A MINUTE											
Date						Opponent						Pts.					
Opponent						Pts.						Mins.					
Pts.						Mins.						W / L					
Rebs.						W / L											
FGs																	
FTs																	
11-9-21 Bellarmine 20 16 5-6 10-12						11-25-20 Liberty 19 15 W											
11-12-21 Indiana State 33 18 11-15 10-13						12-8-20 Miami, Fla. 15 14 L											
11-16-21 Wright State 38 25 16-23 6-10						2-16-21 Michigan State 10 8 W											
11-20-21 North Carolina 29 7 12-17 5-9						3-2-21 Wisconsin 21 18 W											
11-21-21 Villanova 30 10 13-20 4-5						11-12-21 Indiana State 22 18 W											
11-26-21 Omaha 34 16 13-18 8-8						11-16-21 Wright State 18 18 W											
11-30-21 Florida State 20 10 10-16 0-1						11-21-21 [5] Villanova 21 20 W											
12-3-21 Iowa 19 25 6-16 6-11						11-26-21 Omaha 20 16 W											
12-9-21 Rutgers 34 17 14-25 6-8						12-29-21 Nicholls 21 16 W											
12-12-21 North Carolina State 31 19 14-21 3-8						1-3-22 [23] Wisconsin 24 20 L											
12-18-21 Butler 24 17 11-14 2-2																	
12-20-21 Incarnate Word 25 17 11-14 3-8																	
12-29-21 Nicholls 30 16 11-16 8-11																	
1-3-22 Wisconsin 33 15 13-25 6-12																	
1-8-22 Penn State 27 15 12-16 3-4																	
TOTALS 427 243 172-262 80-122																	
AVERAGES 28.5 16.2 .656 .656																	
EDEY PER 40 34.7 17.2																	
WILLIAMS PER 40 26.4 17.1																	
IVEY SHOWS PLAYMAKING ABILITIES						► 20+ POINTS IN 20 OR FEWER MINUTES (CAREER)						STRONG AT ALL THREE LEVELS					
• One area that many people wanted to see Jaden Ivey expand his role was his playmaking and shooting abilities.						No.						• Mason Gillis is currently a member of the 50-50-90 club, shooting those marks from the three levels. He is joined by just two other players to shoot those percentages while averaging 7.0 points per game.					
• Don't look now, but after starting the year 3-of-12 (.250) from long range, Ivey is shooting 29-of-61 (.475) over the last 12 games.						Player (Team)						• At his current rate of 60-56-100 and 7.5 points per game, Gillis would be the only player in the country over the last 30 years to shoot at least 60-50-90 and average 7.0 points per game.					
• In nine games against high-major opposition, Ivey is averaging 17.1 points, 5.3 rebounds, 3.1 assists while shooting 46.9 percent (23-of-49) from 3-point range. He has scored at least 18 points in five of the nine games.						Years						► 50-50-90 CLUB WHILE AVERAGING AT LEAST 7.0 PPG					
• Ivey is one of eight players nationally to average 16.0 points, 5.0 rebounds and 3.0 assists per game while having made at least 30 3-pointers.						GP						Player (Team)					
• Last season, Ivey made 25, 3-pointers in 23 games. This year already, he has 32 triples in just 15 games.												FG%					
												3P%					
												FT%					
												Total					
												PPG					

WELL-ROUNDED BIG MAN

• **Trevion Williams** has had an outstanding career and is one of four active players nationally to have at least 1,100 points, 750 rebounds and 160 assists in his career.

► 1100-750-170 CLUB (ACTIVE)

Player (Team)	Pts.	Rebs.	Asts.	Mins.
Tyrn Flowers (Long Island U.)	1,466	766	235	3,212
Ahsan Asadullah (Lipscomb)	1,414	787	276	2,478
Trevion Williams (Purdue)	1,170	762	171	2,029
Justin Bean (Utah State)	1,165	853	186	2,701

► Through games played Jan. 12, 2022.

► 1100-750-170 CLUB (PURDUE HISTORY)

Player (Years)	Pts.	Rebs.	Asts.	Mins.
Brad Miller (1995-98)	1,530	862	257	3,178
Vince Edwards (2015-18)	1,638	779	403	3,957
Robbie Hummel (2008-10, 12)	1,772	862	268	3,830
Trevion Williams (2019-22)	1,170	762	171	2,029
Walter Jordan (1975-78)	1,813	882	237	3,601

• Based on his current average and a 35-game season (we hope for more), Williams would end his career with 938 rebounds, which would rank third all time in school history behind **Joe Barry Carroll** (1,148) and **Terry Dischinger** (958).

► CAREER REBOUNDS (PURDUE HISTORY)

Rk.	Player	Years	Rebs.
8.	Vince Edwards	2015-18	779
9.	Trevion Williams	2019-22	762
10.	Brian Cardinal	1997-00	749

► CAREER DOUBLE-DOUBLES (PURDUE HISTORY)

Rk.	Player	Years	D-D's
11.	Walter Jordan	1975-78	27
	Wilson Eison	1957-59	27
13.	Trevion Williams	2019-22	26
	Jaluan Johnson	2008-11	26
	William Franklin	1970-72	26

THE SERBIAN SHARPSHOOTER

• **Sasha Stefanovic** is moving up the Purdue career 3-pointers made list.

► CAREER 3-POINTERS

Rk.	Player	Years	3PM
9.	D.J. Byrd	2010-13	195
10.	Cuonzo Martin	1992-95	179
11.	Sasha Stefanovic	2019-22	178

TOP-100 WINS

• Since the 2016-17 season, Purdue owns the seventh-most wins against teams ranked in the KenPom Top 100.

► KENPOM TOP-100 WINS (Since 2016-17)

Team	2021-22	Since 2016-17	Pct.
Kansas	7-2	107-37	.743
Villanova	6-4	102-34	.750
Michigan	1-6	88-50	.638
Virginia	4-4	86-33	.723
Kentucky	3-3	83-47	.638
Michigan State	8-2	82-49	.626
Purdue	5-2	81-49	.623
North Carolina	2-4	80-52	.606
Duke	4-2	80-39	.672

► Through games played Jan. 12, 2022.

POWER IN POWER CONFERENCES

• Purdue boasts the fifth-best conference record among all power-conference teams since the start of the 2016-17 season.

► CONFERENCE RECORDS AMONG POWER-CONFERENCE TEAMS

Pct.	Record	Team
.784	76-21	Virginia
.774	72-21	Kansas
.763	71-22	Villanova
.720	67-26	Kentucky
.697	69-30	Purdue
.693	70-31	Michigan State
.691	65-29	Oregon

► Through games played Jan. 12, 2022.

HOME SWEET HOME

• Purdue boasts one of the best homecourt advantages in not only the Big Ten, but nationally as well.

► HOME WINNING PCT. SINCE 2015-16 SEASON (Power Teams)

Team	2021-22	Since 2015-16	Pct.
Gonzaga	9-0	96-6	.941
Kansas	7-0	94-6	.940
Florida State	6-1	91-9	.910
Villanova	5-0	80-8	.909
Houston	9-0	99-10	.908
Oregon	7-2	99-11	.900
Purdue	8-1	93-11	.894

► Through games played Jan. 12, 2022.

ONE OF THE NATION'S ELITE TEAMS

• Since the start of the 2015-16 season, Purdue's 156 victories rank 13th among all Division I teams (vs. other Division I teams).

► WINS NATIONALLY SINCE 2015-16 (D-I WINS)

Team (Wins over Non-DI teams)	2016-21	2021-22	Total
Gonzaga (1)	191-22	12-2	203-24
Villanova	171-37	12-4	183-41
Kansas (1)	170-40	13-2	183-42
Virginia	159-39	10-6	169-45
Houston (1)	154-45	14-2	168-47
Duke	152-51	13-2	165-53
Oregon (3)	155-53	9-6	164-59
North Carolina (1)	152-62	11-4	163-66
Michigan State	148-55	14-2	162-57
Kentucky	149-55	13-3	162-58
Saint Mary's (1)	148-47	11-4	159-51
Michigan (2)	152-57	7-6	159-63
Purdue	143-59	13-2	156-62
Belmont (5)	143-45	11-3	154-48
Cincinnati (1)	143-50	11-5	154-55
Florida State	142-55	9-5	151-60
Arizona	139-60	12-1	151-61

► Through games played Jan. 12, 2022.

BIG WINS

• Since the start of the 2015-16 season, 30 of Purdue's 156 wins have come by 30 or more points, the fourth-highest total nationally.

► MOST 30-POINT WINS SINCE 2015-16 SEASON

No.	Team
65	Gonzaga
35	Duke
31	Houston
30	Purdue
28	Texas Tech
27	Kansas

► Through games played Jan. 12, 2022.

• Since the start of the 2015-16 season, 60 of Purdue's 156 wins have come by 20 or more points, the fifth-most nationally.

► MOST 20-POINT WINS SINCE 2015-16 SEASON

No.	Team
110	Gonzaga
65	Duke
64	Houston
61	Villanova
60	Purdue
56	Michigan State

► Through games played Jan. 12, 2022.

BIG-GAME GOLDS ALWAYS WORK

• Purdue has won 14 straight games when wearing its gold uniforms. Its last loss came on New Year's Day in 2017, in overtime to Minnesota 91-82.

► WINNING STREAK WHEN WEARING GOLD UNIFORMS

Date	P / O	Opponent	Result	Score
2-14-17	16 / -	Rutgers	W	74-55
12-21-17	16 / -	Tennessee State	W	97-48
1-3-18	13 / -	Rutgers	W	82-51
1-16-18	3 / -	Wisconsin	W	78-50
1-31-18	3 / -	Maryland	W	75-67
12-6-18	- / 23	Maryland	W	62-60
1-3-19	- / 25	Iowa	W	86-70
1-27-19	- / 6	Michigan State	W	73-63
2-27-19	14 / -	Illinois	W	73-56
12-4-19	- / 5	Virginia	W	69-40
1-12-20	- / 8	Michigan State	W	71-42
12-25-20	- / -	Maryland	W	73-70
2-6-21	24 / -	Northwestern	W	75-70
11-30-21	2 / -	Florida State	W	93-65

CHART CLIMBING WITH PAINTER

• **Matt Painter** is climbing all the charts in Big Ten play, moving up the list in overall wins and Big Ten regular-season wins. He ranks sixth on the all-time Big Ten wins list, eighth on the Big Ten regular-season wins list and sixth on the NCAA Tournament appearance list.

► NCAA TOURNAMENTS BY BIG TEN COACHES (all-time)

No.	Coach	Team	Years
24	Bob Knight	Indiana	1972-00
23	Tom Izzo	Michigan State	1996-p.
17	Gene Keady	Purdue	1981-05
15	Bo Ryan	Wisconsin	2002-16
12	Matt Painter	Purdue	2006-p.

► OVERALL WINS BY BIG TEN COACHES (when in the Big Ten)

No.	Coach	Team	Years
659	Bob Knight	Indiana	1972-00
657	Tom Izzo	Michigan State	1996-p.
512	Gene Keady	Purdue	1981-05
421	Lou Henson	Illinois	1976-96
371	Piggy Lambert	Purdue	1917-46
368	Matt Painter	Purdue	2006-p.

► REGULAR-SEASON BIG TEN WINS

No.	Coach	Team	Years
353	Bob Knight	Indiana	1972-00
316	Tom Izzo	Michigan State	1996-p.
265	Gene Keady	Purdue	1981-05
228	Piggy Lambert	Purdue	1917-46
214	Lou Henson	Illinois	1976-96
210	Branch McCracken	Indiana	1939-65
182	Matt Painter	Purdue	2006-p.

► Through games played Jan. 12, 2022.

GAME 16 // [7] PURDUE vs. NEBRASKA // JANUARY 14, 2022

MACKEY ARENA INFORMATION							INSIDE THE NUMBERS AT MACKEY ARENA																																																																																																																																																																																																																																																																																																																																																																																																																																																																																									
First Game: Dec. 2, 1967 Games: 813 Sellouts: 412 Pct. of Sellouts: 412 / 813 (.507) Overall Record: 667-146 (.820) Non-Conference: 308-38 (.890) Big Ten: 359-108 (.769) Painter: 230-42 (.846) Non-Con: 117-9 (.929) BIG: 113-33 (.774) Total Attendance (Avg.): 10,654,563 (13,105) Unbeaten Seasons: 3 (1968-69, 2010-11, 2018-19)							MACKEY ARENA STREAKS • Overall winning streak: 0 Jan. 3, 2022 vs. [23] Wisconsin • Non-conf. winning streak: 14 (Nov. 9, 2019 vs. Texas) • Big Ten winning streak: 0 Jan. 3, 2022 vs. [23] Wisconsin MOST WINS IN MACKEY ARENA HISTORY 1. 2015-16 17 2. 2017-18, 2010-11, 2007-08, 2006-07 16 BIG TEN HOME RECORDS / CONF. GAMES (since 2014-15 season) <table><tr><th>Team</th><th>2015</th><th>2016</th><th>2017</th><th>2018</th><th>2019</th><th>2020</th><th>2021</th><th>2022</th><th>Tot.</th></tr><tr><td>Purdue</td><td>8-1</td><td>8-1</td><td>8-1</td><td>8-1</td><td>10-0</td><td>6-4</td><td>8-1</td><td>1-1</td><td>57-10</td></tr><tr><td>Michigan St.</td><td>6-3</td><td>7-2</td><td>8-1</td><td>8-1</td><td>9-1</td><td>8-2</td><td>7-3</td><td>3-0</td><td>56-13</td></tr><tr><td>Michigan</td><td>6-3</td><td>6-3</td><td>7-2</td><td>8-1</td><td>9-1</td><td>5-4</td><td>8-1</td><td>0-1</td><td>49-16</td></tr><tr><td>Maryland</td><td>9-0</td><td>8-1</td><td>5-4</td><td>6-3</td><td>8-1</td><td>9-1</td><td>5-6</td><td>0-2</td><td>50-18</td></tr><tr><td>Wisconsin</td><td>9-0</td><td>7-2</td><td>7-2</td><td>4-5</td><td>7-3</td><td>9-1</td><td>5-5</td><td>2-0</td><td>50-18</td></tr><tr><td>Ohio State</td><td>7-2</td><td>7-2</td><td>4-5</td><td>8-1</td><td>5-5</td><td>8-2</td><td>6-4</td><td>2-0</td><td>47-21</td></tr><tr><td>Iowa</td><td>6-3</td><td>7-2</td><td>7-2</td><td>3-6</td><td>6-4</td><td>9-1</td><td>8-2</td><td>1-1</td><td>47-21</td></tr><tr><td>Indiana</td><td>6-3</td><td>9-0</td><td>5-4</td><td>6-3</td><td>5-5</td><td>7-3</td><td>4-6</td><td>3-0</td><td>45-24</td></tr><tr><td>Illinois</td><td>7-2</td><td>3-6</td><td>5-4</td><td>3-6</td><td>5-4</td><td>8-2</td><td>8-2</td><td>2-0</td><td>41-26</td></tr><tr><td>Minnesota</td><td>4-5</td><td>2-7</td><td>6-3</td><td>3-5</td><td>7-3</td><td>6-4</td><td>6-4</td><td>0-2</td><td>34-33</td></tr><tr><td>Penn State</td><td>3-6</td><td>5-3</td><td>3-5</td><td>6-3</td><td>4-6</td><td>6-3</td><td>5-4</td><td>2-2</td><td>33-36</td></tr><tr><td>Rutgers</td><td>2-7</td><td>1-8</td><td>1-7</td><td>3-6</td><td>4-6</td><td>9-1</td><td>6-4</td><td>3-0</td><td>29-39</td></tr><tr><td>Nebraska</td><td>5-4</td><td>3-6</td><td>3-6</td><td>9-0</td><td>5-5</td><td>2-8</td><td>2-7</td><td>0-3</td><td>28-40</td></tr><tr><td>N'Western</td><td>4-5</td><td>5-4</td><td>5-4</td><td>4-5</td><td>2-8</td><td>2-8</td><td>4-5</td><td>0-3</td><td>25-43</td></tr></table> ► Through games played Jan. 12, 2022. BIG TEN'S BEST RECORDS SINCE 2014-15 (conf. games / h & away) <table><tr><th>Team</th><th>Since 17-18</th><th>16-17</th><th>15-16</th><th>14-15</th></tr><tr><td>Michigan State</td><td>60-23</td><td>70-31</td><td>83-36</td><td>95-42</td></tr><tr><td>Purdue</td><td>55-26</td><td>69-30</td><td>81-36</td><td>93-42</td></tr><tr><td>Wisconsin</td><td>49-34</td><td>61-40</td><td>73-46</td><td>89-48</td></tr><tr><td>Michigan</td><td>53-25</td><td>63-33</td><td>73-41</td><td>81-51</td></tr><tr><td>Maryland</td><td>45-38</td><td>56-45</td><td>68-51</td><td>82-55</td></tr><tr><td>Ohio State</td><td>50-33</td><td>57-44</td><td>68-51</td><td>79-58</td></tr><tr><td>Iowa</td><td>30-42</td><td>50-50</td><td>62-56</td><td>74-62</td></tr><tr><td>Indiana</td><td>36-46</td><td>43-57</td><td>58-60</td><td>67-69</td></tr><tr><td>Illinois</td><td>45-38</td><td>53-48</td><td>58-61</td><td>67-70</td></tr><tr><td>Penn State</td><td>36-47</td><td>42-59</td><td>49-70</td><td>53-84</td></tr><tr><td>Minnesota</td><td>28-55</td><td>39-62</td><td>41-78</td><td>47-90</td></tr><tr><td>Northwestern</td><td>20-62</td><td>30-70</td><td>38-80</td><td>44-92</td></tr><tr><td>Nebraska</td><td>24-59</td><td>30-71</td><td>36-83</td><td>41-96</td></tr><tr><td>Rutgers</td><td>34-49</td><td>37-64</td><td>38-81</td><td>40-97</td></tr></table> ► Through games played Jan. 12, 2022.											Team	2015	2016	2017	2018	2019	2020	2021	2022	Tot.	Purdue	8-1	8-1	8-1	8-1	10-0	6-4	8-1	1-1	57-10	Michigan St.	6-3	7-2	8-1	8-1	9-1	8-2	7-3	3-0	56-13	Michigan	6-3	6-3	7-2	8-1	9-1	5-4	8-1	0-1	49-16	Maryland	9-0	8-1	5-4	6-3	8-1	9-1	5-6	0-2	50-18	Wisconsin	9-0	7-2	7-2	4-5	7-3	9-1	5-5	2-0	50-18	Ohio State	7-2	7-2	4-5	8-1	5-5	8-2	6-4	2-0	47-21	Iowa	6-3	7-2	7-2	3-6	6-4	9-1	8-2	1-1	47-21	Indiana	6-3	9-0	5-4	6-3	5-5	7-3	4-6	3-0	45-24	Illinois	7-2	3-6	5-4	3-6	5-4	8-2	8-2	2-0	41-26	Minnesota	4-5	2-7	6-3	3-5	7-3	6-4	6-4	0-2	34-33	Penn State	3-6	5-3	3-5	6-3	4-6	6-3	5-4	2-2	33-36	Rutgers	2-7	1-8	1-7	3-6	4-6	9-1	6-4	3-0	29-39	Nebraska	5-4	3-6	3-6	9-0	5-5	2-8	2-7	0-3	28-40	N'Western	4-5	5-4	5-4	4-5	2-8	2-8	4-5	0-3	25-43	Team	Since 17-18	16-17	15-16	14-15	Michigan State	60-23	70-31	83-36	95-42	Purdue	55-26	69-30	81-36	93-42	Wisconsin	49-34	61-40	73-46	89-48	Michigan	53-25	63-33	73-41	81-51	Maryland	45-38	56-45	68-51	82-55	Ohio State	50-33	57-44	68-51	79-58	Iowa	30-42	50-50	62-56	74-62	Indiana	36-46	43-57	58-60	67-69	Illinois	45-38	53-48	58-61	67-70	Penn State	36-47	42-59	49-70	53-84	Minnesota	28-55	39-62	41-78	47-90	Northwestern	20-62	30-70	38-80	44-92	Nebraska	24-59	30-71	36-83	41-96	Rutgers	34-49	37-64	38-81	40-97																																																																																																																																																																																																																																														
Team	2015	2016	2017	2018	2019	2020	2021	2022	Tot.																																																																																																																																																																																																																																																																																																																																																																																																																																																																																							
Purdue	8-1	8-1	8-1	8-1	10-0	6-4	8-1	1-1	57-10																																																																																																																																																																																																																																																																																																																																																																																																																																																																																							
Michigan St.	6-3	7-2	8-1	8-1	9-1	8-2	7-3	3-0	56-13																																																																																																																																																																																																																																																																																																																																																																																																																																																																																							
Michigan	6-3	6-3	7-2	8-1	9-1	5-4	8-1	0-1	49-16																																																																																																																																																																																																																																																																																																																																																																																																																																																																																							
Maryland	9-0	8-1	5-4	6-3	8-1	9-1	5-6	0-2	50-18																																																																																																																																																																																																																																																																																																																																																																																																																																																																																							
Wisconsin	9-0	7-2	7-2	4-5	7-3	9-1	5-5	2-0	50-18																																																																																																																																																																																																																																																																																																																																																																																																																																																																																							
Ohio State	7-2	7-2	4-5	8-1	5-5	8-2	6-4	2-0	47-21																																																																																																																																																																																																																																																																																																																																																																																																																																																																																							
Iowa	6-3	7-2	7-2	3-6	6-4	9-1	8-2	1-1	47-21																																																																																																																																																																																																																																																																																																																																																																																																																																																																																							
Indiana	6-3	9-0	5-4	6-3	5-5	7-3	4-6	3-0	45-24																																																																																																																																																																																																																																																																																																																																																																																																																																																																																							
Illinois	7-2	3-6	5-4	3-6	5-4	8-2	8-2	2-0	41-26																																																																																																																																																																																																																																																																																																																																																																																																																																																																																							
Minnesota	4-5	2-7	6-3	3-5	7-3	6-4	6-4	0-2	34-33																																																																																																																																																																																																																																																																																																																																																																																																																																																																																							
Penn State	3-6	5-3	3-5	6-3	4-6	6-3	5-4	2-2	33-36																																																																																																																																																																																																																																																																																																																																																																																																																																																																																							
Rutgers	2-7	1-8	1-7	3-6	4-6	9-1	6-4	3-0	29-39																																																																																																																																																																																																																																																																																																																																																																																																																																																																																							
Nebraska	5-4	3-6	3-6	9-0	5-5	2-8	2-7	0-3	28-40																																																																																																																																																																																																																																																																																																																																																																																																																																																																																							
N'Western	4-5	5-4	5-4	4-5	2-8	2-8	4-5	0-3	25-43																																																																																																																																																																																																																																																																																																																																																																																																																																																																																							
Team	Since 17-18	16-17	15-16	14-15																																																																																																																																																																																																																																																																																																																																																																																																																																																																																												
Michigan State	60-23	70-31	83-36	95-42																																																																																																																																																																																																																																																																																																																																																																																																																																																																																												
Purdue	55-26	69-30	81-36	93-42																																																																																																																																																																																																																																																																																																																																																																																																																																																																																												
Wisconsin	49-34	61-40	73-46	89-48																																																																																																																																																																																																																																																																																																																																																																																																																																																																																												
Michigan	53-25	63-33	73-41	81-51																																																																																																																																																																																																																																																																																																																																																																																																																																																																																												
Maryland	45-38	56-45	68-51	82-55																																																																																																																																																																																																																																																																																																																																																																																																																																																																																												
Ohio State	50-33	57-44	68-51	79-58																																																																																																																																																																																																																																																																																																																																																																																																																																																																																												
Iowa	30-42	50-50	62-56	74-62																																																																																																																																																																																																																																																																																																																																																																																																																																																																																												
Indiana	36-46	43-57	58-60	67-69																																																																																																																																																																																																																																																																																																																																																																																																																																																																																												
Illinois	45-38	53-48	58-61	67-70																																																																																																																																																																																																																																																																																																																																																																																																																																																																																												
Penn State	36-47	42-59	49-70	53-84																																																																																																																																																																																																																																																																																																																																																																																																																																																																																												
Minnesota	28-55	39-62	41-78	47-90																																																																																																																																																																																																																																																																																																																																																																																																																																																																																												
Northwestern	20-62	30-70	38-80	44-92																																																																																																																																																																																																																																																																																																																																																																																																																																																																																												
Nebraska	24-59	30-71	36-83	41-96																																																																																																																																																																																																																																																																																																																																																																																																																																																																																												
Rutgers	34-49	37-64	38-81	40-97																																																																																																																																																																																																																																																																																																																																																																																																																																																																																												
MACKEY ARENA HOME RECORD <table><tr><th>Year</th><th>Overall</th><th>Pct.</th><th>B10</th><th>Pct.</th><th>Attn.</th><th>Avg.</th></tr><tr><td>1967-68</td><td>11-2</td><td>.846</td><td>7-0</td><td>1.000</td><td>180,102</td><td>13,854</td></tr><tr><td>1968-69</td><td>11-0</td><td>1.000</td><td>7-0</td><td>1.000</td><td>155,298</td><td>14,118</td></tr><tr><td>1969-70</td><td>11-1</td><td>.917</td><td>6-1</td><td>.857</td><td>169,476</td><td>14,123</td></tr><tr><td>1970-71</td><td>9-4</td><td>.692</td><td>5-2</td><td>.714</td><td>175,240</td><td>13,480</td></tr><tr><td>1971-72</td><td>8-4</td><td>.667</td><td>3-4</td><td>.429</td><td>164,412</td><td>13,701</td></tr><tr><td>1972-73</td><td>10-2</td><td>.833</td><td>5-2</td><td>.714</td><td>154,788</td><td>12,899</td></tr><tr><td>1973-74</td><td>12-2</td><td>.857</td><td>7-0</td><td>1.000</td><td>174,244</td><td>12,446</td></tr><tr><td>1974-75</td><td>11-1</td><td>.917</td><td>8-1</td><td>.889</td><td>164,448</td><td>13,704</td></tr><tr><td>1975-76</td><td>8-5</td><td>.615</td><td>6-3</td><td>.667</td><td>169,390</td><td>13,030</td></tr><tr><td>1976-77</td><td>11-3</td><td>.786</td><td>8-1</td><td>.889</td><td>192,738</td><td>13,767</td></tr><tr><td>1977-78</td><td>11-1</td><td>.917</td><td>9-0</td><td>1.000</td><td>159,300</td><td>13,275</td></tr><tr><td>1978-79</td><td>15-2</td><td>.882</td><td>8-1</td><td>.889</td><td>231,795</td><td>13,635</td></tr><tr><td>1979-80</td><td>15-2</td><td>.882</td><td>8-1</td><td>.889</td><td>234,345</td><td>13,785</td></tr><tr><td>1980-81</td><td>12-3</td><td>.800</td><td>6-3</td><td>.667</td><td>197,910</td><td>13,194</td></tr><tr><td>1981-82</td><td>12-4</td><td>.750</td><td>6-3</td><td>.667</td><td>213,040</td><td>13,315</td></tr><tr><td>1982-83</td><td>13-1</td><td>.929</td><td>8-1</td><td>.889</td><td>188,608</td><td>13,472</td></tr><tr><td>1983-84</td><td>12-1</td><td>.923</td><td>8-1</td><td>.889</td><td>173,147</td><td>13,319</td></tr><tr><td>1984-85</td><td>12-4</td><td>.750</td><td>6-3</td><td>.667</td><td>202,784</td><td>12,674</td></tr><tr><td>1985-86</td><td>13-2</td><td>.867</td><td>7-2</td><td>.778</td><td>200,085</td><td>13,339</td></tr><tr><td>1986-87</td><td>12-1</td><td>.923</td><td>8-1</td><td>.889</td><td>183,599</td><td>14,123</td></tr><tr><td>1987-88</td><td>15-1</td><td>.938</td><td>9-0</td><td>1.000</td><td>218,384</td><td>13,649</td></tr><tr><td>1988-89</td><td>11-3</td><td>.786</td><td>6-3</td><td>.667</td><td>197,722</td><td>14,123</td></tr><tr><td>1989-90</td><td>12-1</td><td>.923</td><td>8-1</td><td>.889</td><td>180,843</td><td>13,911</td></tr><tr><td>1990-91</td><td>11-5</td><td>.688</td><td>6-3</td><td>.667</td><td>223,664</td><td>13,979</td></tr><tr><td>1991-92</td><td>13-5</td><td>.722</td><td>5-4</td><td>.556</td><td>242,370</td><td>13,465</td></tr><tr><td>1992-93</td><td>9-5</td><td>.643</td><td>4-5</td><td>.444</td><td>197,722</td><td>14,123</td></tr><tr><td>1993-94</td><td>13-1</td><td>.929</td><td>8-1</td><td>.889</td><td>197,722</td><td>14,123</td></tr><tr><td>1994-95</td><td>12-1</td><td>.923</td><td>8-1</td><td>.889</td><td>183,599</td><td>14,123</td></tr><tr><td>1995-96</td><td>13-1</td><td>.929</td><td>8-1</td><td>.889</td><td>197,722</td><td>14,123</td></tr><tr><td>1996-97</td><td>11-3</td><td>.786</td><td>7-2</td><td>.778</td><td>196,770</td><td>14,055</td></tr><tr><td>1997-98</td><td>13-1</td><td>.929</td><td>7-1</td><td>.875</td><td>197,722</td><td>14,123</td></tr><tr><td>1998-99</td><td>12-4</td><td>.750</td><td>4-4</td><td>.500</td><td>225,968</td><td>14,123</td></tr><tr><td>1999-00</td><td>12-2</td><td>.857</td><td>7-1</td><td>.875</td><td>194,152</td><td>13,868</td></tr><tr><td>2000-01</td><td>11-7</td><td>.611</td><td>4-4</td><td>.500</td><td>215,244</td><td>11,958</td></tr><tr><td>2001-02</td><td>11-4</td><td>.733</td><td>5-3</td><td>.625</td><td>178,020</td><td>11,868</td></tr><tr><td>2002-03</td><td>14-1</td><td>.933</td><td>7-1</td><td>.875</td><td>158,280</td><td>10,552</td></tr><tr><td>2003-04</td><td>9-5</td><td>.643</td><td>4-4</td><td>.500</td><td>163,814</td><td>11,701</td></tr><tr><td>2004-05</td><td>6-9</td><td>.400</td><td>3-5</td><td>.375</td><td>175,215</td><td>11,681</td></tr><tr><td>2005-06</td><td>9-5</td><td>.643</td><td>3-5</td><td>.375</td><td>149,618</td><td>10,687</td></tr><tr><td>2006-07</td><td>16-1</td><td>.941</td><td>7-1</td><td>.875</td><td>199,733</td><td>11,749</td></tr><tr><td>2007-08</td><td>16-1</td><td>.941</td><td>9-0</td><td>1.000</td><td>209,865</td><td>12,345</td></tr><tr><td>2008-09</td><td>15-3</td><td>.833</td><td>7-2</td><td>.778</td><td>246,744</td><td>13,708</td></tr><tr><td>2009-10</td><td>14-2</td><td>.875</td><td>7-2</td><td>.778</td><td>218,896</td><td>13,681</td></tr><tr><td>2010-11</td><td>16-0</td><td>1.000</td><td>9-0</td><td>1.000</td><td>222,659</td><td>13,916</td></tr><tr><td>2011-12</td><td>13-4</td><td>.765</td><td>5-4</td><td>.556</td><td>226,504</td><td>13,324</td></tr><tr><td>2012-13</td><td>12-7</td><td>.632</td><td>5-4</td><td>.556</td><td>225,286</td><td>11,857</td></tr><tr><td>2013-14</td><td>12-5</td><td>.706</td><td>4-5</td><td>.444</td><td>216,553</td><td>12,738</td></tr><tr><td>2014-15</td><td>14-3</td><td>.824</td><td>8-1</td><td>.889</td><td>195,884</td><td>11,523</td></tr><tr><td>2015-16</td><td>17-1</td><td>.944</td><td>8-1</td><td>.889</td><td>245,916</td><td>13,662</td></tr><tr><td>2016-17</td><td>15-2</td><td>.882</td><td>8-1</td><td>.889</td><td>234,930</td><td>13,819</td></tr><tr><td>2017-18</td><td>16-1</td><td>.941</td><td>8-1</td><td>.889</td><td>243,844</td><td>14,344</td></tr><tr><td>2018-19</td><td>15-0</td><td>1.000</td><td>10-0</td><td>1.000</td><td>217,005</td><td>14,467</td></tr><tr><td>2019-20</td><td>11-5</td><td>.688</td><td>6-4</td><td>.600</td><td>236,864</td><td>14,804</td></tr><tr><td>2020-21</td><td>11-1</td><td>.917</td><td>8-1</td><td>.889</td><td>2,850</td><td>238</td></tr><tr><td>2021-22</td><td>8-1</td><td>.889</td><td>1-1</td><td>.500</td><td>133,236</td><td>14,804</td></tr></table>							Year	Overall	Pct.	B10	Pct.	Attn.	Avg.	1967-68	11-2	.846	7-0	1.000	180,102	13,854	1968-69	11-0	1.000	7-0	1.000	155,298	14,118	1969-70	11-1	.917	6-1	.857	169,476	14,123	1970-71	9-4	.692	5-2	.714	175,240	13,480	1971-72	8-4	.667	3-4	.429	164,412	13,701	1972-73	10-2	.833	5-2	.714	154,788	12,899	1973-74	12-2	.857	7-0	1.000	174,244	12,446	1974-75	11-1	.917	8-1	.889	164,448	13,704	1975-76	8-5	.615	6-3	.667	169,390	13,030	1976-77	11-3	.786	8-1	.889	192,738	13,767	1977-78	11-1	.917	9-0	1.000	159,300	13,275	1978-79	15-2	.882	8-1	.889	231,795	13,635	1979-80	15-2	.882	8-1	.889	234,345	13,785	1980-81	12-3	.800	6-3	.667	197,910	13,194	1981-82	12-4	.750	6-3	.667	213,040	13,315	1982-83	13-1	.929	8-1	.889	188,608	13,472	1983-84	12-1	.923	8-1	.889	173,147	13,319	1984-85	12-4	.750	6-3	.667	202,784	12,674	1985-86	13-2	.867	7-2	.778	200,085	13,339	1986-87	12-1	.923	8-1	.889	183,599	14,123	1987-88	15-1	.938	9-0	1.000	218,384	13,649	1988-89	11-3	.786	6-3	.667	197,722	14,123	1989-90	12-1	.923	8-1	.889	180,843	13,911	1990-91	11-5	.688	6-3	.667	223,664	13,979	1991-92	13-5	.722	5-4	.556	242,370	13,465	1992-93	9-5	.643	4-5	.444	197,722	14,123	1993-94	13-1	.929	8-1	.889	197,722	14,123	1994-95	12-1	.923	8-1	.889	183,599	14,123	1995-96	13-1	.929	8-1	.889	197,722	14,123	1996-97	11-3	.786	7-2	.778	196,770	14,055	1997-98	13-1	.929	7-1	.875	197,722	14,123	1998-99	12-4	.750	4-4	.500	225,968	14,123	1999-00	12-2	.857	7-1	.875	194,152	13,868	2000-01	11-7	.611	4-4	.500	215,244	11,958	2001-02	11-4	.733	5-3	.625	178,020	11,868	2002-03	14-1	.933	7-1	.875	158,280	10,552	2003-04	9-5	.643	4-4	.500	163,814	11,701	2004-05	6-9	.400	3-5	.375	175,215	11,681	2005-06	9-5	.643	3-5	.375	149,618	10,687	2006-07	16-1	.941	7-1	.875	199,733	11,749	2007-08	16-1	.941	9-0	1.000	209,865	12,345	2008-09	15-3	.833	7-2	.778	246,744	13,708	2009-10	14-2	.875	7-2	.778	218,896	13,681	2010-11	16-0	1.000	9-0	1.000	222,659	13,916	2011-12	13-4	.765	5-4	.556	226,504	13,324	2012-13	12-7	.632	5-4	.556	225,286	11,857	2013-14	12-5	.706	4-5	.444	216,553	12,738	2014-15	14-3	.824	8-1	.889	195,884	11,523	2015-16	17-1	.944	8-1	.889	245,916	13,662	2016-17	15-2	.882	8-1	.889	234,930	13,819	2017-18	16-1	.941	8-1	.889	243,844	14,344	2018-19	15-0	1.000	10-0	1.000	217,005	14,467	2019-20	11-5	.688	6-4	.600	236,864	14,804	2020-21	11-1	.917	8-1	.889	2,850	238	2021-22	8-1	.889	1-1	.500	133,236	14,804	LOUDEST CROWDS AT MACKEY ARENA (since 2009-10 season) <table><tr><td>122.3 dB</td><td>Indiana</td><td>Feb. 28, 2017</td></tr><tr><td>119.1 dB</td><td>[2] Ohio State</td><td>Feb. 20, 2011</td></tr><tr><td>118.7 dB</td><td>Iowa</td><td>Dec. 3, 2021</td></tr><tr><td>118.2 dB</td><td>[8] Michigan State</td><td>Feb. 9, 2016</td></tr><tr><td>117.7 dB</td><td>Indiana</td><td>Feb. 27, 2020</td></tr><tr><td>116.9 dB</td><td>[3] Villanova</td><td>Nov. 14, 2016</td></tr><tr><td>116.8 dB</td><td>[5] Virginia</td><td>Dec. 4, 2019</td></tr><tr><td>116.8 dB</td><td>[4] West Virginia</td><td>Jan. 1, 2010</td></tr><tr><td>116.6 dB</td><td>Indiana</td><td>Jan. 28, 2015</td></tr></table> OVERALL HOME WINNING STREAK <table><tr><th>Dates</th><th>No.</th></tr><tr><td>Dec. 22, 1967 to Feb. 14, 1970</td><td>30</td></tr><tr><td>March 3, 2010 to Dec. 31, 2011</td><td>26</td></tr><tr><td>Jan. 8, 2017 to Jan. 31, 2018</td><td>21</td></tr><tr><td>Dec. 5, 1987 to Dec. 19, 1988</td><td>19</td></tr><tr><td>Feb. 18, 2018 to Nov. 6, 2019</td><td>18</td></tr><tr><td>Jan. 19, 1983 to Feb. 25, 1984</td><td>18</td></tr></table> ► Since 1967-68 season. NON-CONFERENCE HOME WIN STREAK <table><tr><th>Dates</th><th>No.</th></tr><tr><td>Dec. 6, 2008 to Dec. 20, 2011</td><td>27</td></tr><tr><td>Dec. 15, 1991 to Nov. 24, 1996</td><td>27</td></tr><tr><td>Nov. 19, 2005 to Dec. 17, 2007</td><td>21</td></tr><tr><td>Nov. 18, 2016 to Nov. 6, 2019</td><td>20</td></tr><tr><td>Dec. 6, 1996 to Dec. 12, 1998</td><td>18</td></tr><tr><td>Nov. 30, 2001 to Dec. 20, 2003</td><td>17</td></tr></table> ► Since 1967-68 season. BIG TEN CONFERENCE HOME WIN STREAK <table><tr><th>Dates</th><th>No.</th></tr><tr><td>Jan. 6, 1968 to Feb. 14, 1970</td><td>19</td></tr><tr><td>Feb. 18, 2018 to Jan. 12, 2020</td><td>15</td></tr><tr><td>Jan. 22, 1987 to March 12, 1988</td><td>14</td></tr><tr><td>Jan. 19, 1983 to Feb. 25, 1984</td><td>14</td></tr><tr><td>Feb. 7, 2007 to March 1, 2008</td><td>13</td></tr><tr><td>Jan. 27, 1979 to Feb. 16, 1980</td><td>13</td></tr><tr><td>Jan. 5, 1974 to Feb. 15, 1975</td><td>13</td></tr></table> ► Since 1967-68 season.											122.3 dB	Indiana	Feb. 28, 2017	119.1 dB	[2] Ohio State	Feb. 20, 2011	118.7 dB	Iowa	Dec. 3, 2021	118.2 dB	[8] Michigan State	Feb. 9, 2016	117.7 dB	Indiana	Feb. 27, 2020	116.9 dB	[3] Villanova	Nov. 14, 2016	116.8 dB	[5] Virginia	Dec. 4, 2019	116.8 dB	[4] West Virginia	Jan. 1, 2010	116.6 dB	Indiana	Jan. 28, 2015	Dates	No.	Dec. 22, 1967 to Feb. 14, 1970	30	March 3, 2010 to Dec. 31, 2011	26	Jan. 8, 2017 to Jan. 31, 2018	21	Dec. 5, 1987 to Dec. 19, 1988	19	Feb. 18, 2018 to Nov. 6, 2019	18	Jan. 19, 1983 to Feb. 25, 1984	18	Dates	No.	Dec. 6, 2008 to Dec. 20, 2011	27	Dec. 15, 1991 to Nov. 24, 1996	27	Nov. 19, 2005 to Dec. 17, 2007	21	Nov. 18, 2016 to Nov. 6, 2019	20	Dec. 6, 1996 to Dec. 12, 1998	18	Nov. 30, 2001 to Dec. 20, 2003	17	Dates	No.	Jan. 6, 1968 to Feb. 14, 1970	19	Feb. 18, 2018 to Jan. 12, 2020	15	Jan. 22, 1987 to March 12, 1988	14	Jan. 19, 1983 to Feb. 25, 1984	14	Feb. 7, 2007 to March 1, 2008	13	Jan. 27, 1979 to Feb. 16, 1980	13	Jan. 5, 1974 to Feb. 15, 1975	13
Year	Overall	Pct.	B10	Pct.	Attn.	Avg.																																																																																																																																																																																																																																																																																																																																																																																																																																																																																										
1967-68	11-2	.846	7-0	1.000	180,102	13,854																																																																																																																																																																																																																																																																																																																																																																																																																																																																																										
1968-69	11-0	1.000	7-0	1.000	155,298	14,118																																																																																																																																																																																																																																																																																																																																																																																																																																																																																										
1969-70	11-1	.917	6-1	.857	169,476	14,123																																																																																																																																																																																																																																																																																																																																																																																																																																																																																										
1970-71	9-4	.692	5-2	.714	175,240	13,480																																																																																																																																																																																																																																																																																																																																																																																																																																																																																										
1971-72	8-4	.667	3-4	.429	164,412	13,701																																																																																																																																																																																																																																																																																																																																																																																																																																																																																										
1972-73	10-2	.833	5-2	.714	154,788	12,899																																																																																																																																																																																																																																																																																																																																																																																																																																																																																										
1973-74	12-2	.857	7-0	1.000	174,244	12,446																																																																																																																																																																																																																																																																																																																																																																																																																																																																																										
1974-75	11-1	.917	8-1	.889	164,448	13,704																																																																																																																																																																																																																																																																																																																																																																																																																																																																																										
1975-76	8-5	.615	6-3	.667	169,390	13,030																																																																																																																																																																																																																																																																																																																																																																																																																																																																																										
1976-77	11-3	.786	8-1	.889	192,738	13,767																																																																																																																																																																																																																																																																																																																																																																																																																																																																																										
1977-78	11-1	.917	9-0	1.000	159,300	13,275																																																																																																																																																																																																																																																																																																																																																																																																																																																																																										
1978-79	15-2	.882	8-1	.889	231,795	13,635																																																																																																																																																																																																																																																																																																																																																																																																																																																																																										
1979-80	15-2	.882	8-1	.889	234,345	13,785																																																																																																																																																																																																																																																																																																																																																																																																																																																																																										
1980-81	12-3	.800	6-3	.667	197,910	13,194																																																																																																																																																																																																																																																																																																																																																																																																																																																																																										
1981-82	12-4	.750	6-3	.667	213,040	13,315																																																																																																																																																																																																																																																																																																																																																																																																																																																																																										
1982-83	13-1	.929	8-1	.889	188,608	13,472																																																																																																																																																																																																																																																																																																																																																																																																																																																																																										
1983-84	12-1	.923	8-1	.889	173,147	13,319																																																																																																																																																																																																																																																																																																																																																																																																																																																																																										
1984-85	12-4	.750	6-3	.667	202,784	12,674																																																																																																																																																																																																																																																																																																																																																																																																																																																																																										
1985-86	13-2	.867	7-2	.778	200,085	13,339																																																																																																																																																																																																																																																																																																																																																																																																																																																																																										
1986-87	12-1	.923	8-1	.889	183,599	14,123																																																																																																																																																																																																																																																																																																																																																																																																																																																																																										
1987-88	15-1	.938	9-0	1.000	218,384	13,649																																																																																																																																																																																																																																																																																																																																																																																																																																																																																										
1988-89	11-3	.786	6-3	.667	197,722	14,123																																																																																																																																																																																																																																																																																																																																																																																																																																																																																										
1989-90	12-1	.923	8-1	.889	180,843	13,911																																																																																																																																																																																																																																																																																																																																																																																																																																																																																										
1990-91	11-5	.688	6-3	.667	223,664	13,979																																																																																																																																																																																																																																																																																																																																																																																																																																																																																										
1991-92	13-5	.722	5-4	.556	242,370	13,465																																																																																																																																																																																																																																																																																																																																																																																																																																																																																										
1992-93	9-5	.643	4-5	.444	197,722	14,123																																																																																																																																																																																																																																																																																																																																																																																																																																																																																										
1993-94	13-1	.929	8-1	.889	197,722	14,123																																																																																																																																																																																																																																																																																																																																																																																																																																																																																										
1994-95	12-1	.923	8-1	.889	183,599	14,123																																																																																																																																																																																																																																																																																																																																																																																																																																																																																										
1995-96	13-1	.929	8-1	.889	197,722	14,123																																																																																																																																																																																																																																																																																																																																																																																																																																																																																										
1996-97	11-3	.786	7-2	.778	196,770	14,055																																																																																																																																																																																																																																																																																																																																																																																																																																																																																										
1997-98	13-1	.929	7-1	.875	197,722	14,123																																																																																																																																																																																																																																																																																																																																																																																																																																																																																										
1998-99	12-4	.750	4-4	.500	225,968	14,123																																																																																																																																																																																																																																																																																																																																																																																																																																																																																										
1999-00	12-2	.857	7-1	.875	194,152	13,868																																																																																																																																																																																																																																																																																																																																																																																																																																																																																										
2000-01	11-7	.611	4-4	.500	215,244	11,958																																																																																																																																																																																																																																																																																																																																																																																																																																																																																										
2001-02	11-4	.733	5-3	.625	178,020	11,868																																																																																																																																																																																																																																																																																																																																																																																																																																																																																										
2002-03	14-1	.933	7-1	.875	158,280	10,552																																																																																																																																																																																																																																																																																																																																																																																																																																																																																										
2003-04	9-5	.643	4-4	.500	163,814	11,701																																																																																																																																																																																																																																																																																																																																																																																																																																																																																										
2004-05	6-9	.400	3-5	.375	175,215	11,681																																																																																																																																																																																																																																																																																																																																																																																																																																																																																										
2005-06	9-5	.643	3-5	.375	149,618	10,687																																																																																																																																																																																																																																																																																																																																																																																																																																																																																										
2006-07	16-1	.941	7-1	.875	199,733	11,749																																																																																																																																																																																																																																																																																																																																																																																																																																																																																										
2007-08	16-1	.941	9-0	1.000	209,865	12,345																																																																																																																																																																																																																																																																																																																																																																																																																																																																																										
2008-09	15-3	.833	7-2	.778	246,744	13,708																																																																																																																																																																																																																																																																																																																																																																																																																																																																																										
2009-10	14-2	.875	7-2	.778	218,896	13,681																																																																																																																																																																																																																																																																																																																																																																																																																																																																																										
2010-11	16-0	1.000	9-0	1.000	222,659	13,916																																																																																																																																																																																																																																																																																																																																																																																																																																																																																										
2011-12	13-4	.765	5-4	.556	226,504	13,324																																																																																																																																																																																																																																																																																																																																																																																																																																																																																										
2012-13	12-7	.632	5-4	.556	225,286	11,857																																																																																																																																																																																																																																																																																																																																																																																																																																																																																										
2013-14	12-5	.706	4-5	.444	216,553	12,738																																																																																																																																																																																																																																																																																																																																																																																																																																																																																										
2014-15	14-3	.824	8-1	.889	195,884	11,523																																																																																																																																																																																																																																																																																																																																																																																																																																																																																										
2015-16	17-1	.944	8-1	.889	245,916	13,662																																																																																																																																																																																																																																																																																																																																																																																																																																																																																										
2016-17	15-2	.882	8-1	.889	234,930	13,819																																																																																																																																																																																																																																																																																																																																																																																																																																																																																										
2017-18	16-1	.941	8-1	.889	243,844	14,344																																																																																																																																																																																																																																																																																																																																																																																																																																																																																										
2018-19	15-0	1.000	10-0	1.000	217,005	14,467																																																																																																																																																																																																																																																																																																																																																																																																																																																																																										
2019-20	11-5	.688	6-4	.600	236,864	14,804																																																																																																																																																																																																																																																																																																																																																																																																																																																																																										
2020-21	11-1	.917	8-1	.889	2,850	238																																																																																																																																																																																																																																																																																																																																																																																																																																																																																										
2021-22	8-1	.889	1-1	.500	133,236	14,804																																																																																																																																																																																																																																																																																																																																																																																																																																																																																										
122.3 dB	Indiana	Feb. 28, 2017																																																																																																																																																																																																																																																																																																																																																																																																																																																																																														
119.1 dB	[2] Ohio State	Feb. 20, 2011																																																																																																																																																																																																																																																																																																																																																																																																																																																																																														
118.7 dB	Iowa	Dec. 3, 2021																																																																																																																																																																																																																																																																																																																																																																																																																																																																																														
118.2 dB	[8] Michigan State	Feb. 9, 2016																																																																																																																																																																																																																																																																																																																																																																																																																																																																																														
117.7 dB	Indiana	Feb. 27, 2020																																																																																																																																																																																																																																																																																																																																																																																																																																																																																														
116.9 dB	[3] Villanova	Nov. 14, 2016																																																																																																																																																																																																																																																																																																																																																																																																																																																																																														
116.8 dB	[5] Virginia	Dec. 4, 2019																																																																																																																																																																																																																																																																																																																																																																																																																																																																																														
116.8 dB	[4] West Virginia	Jan. 1, 2010																																																																																																																																																																																																																																																																																																																																																																																																																																																																																														
116.6 dB	Indiana	Jan. 28, 2015																																																																																																																																																																																																																																																																																																																																																																																																																																																																																														
Dates	No.																																																																																																																																																																																																																																																																																																																																																																																																																																																																																															
Dec. 22, 1967 to Feb. 14, 1970	30																																																																																																																																																																																																																																																																																																																																																																																																																																																																																															
March 3, 2010 to Dec. 31, 2011	26																																																																																																																																																																																																																																																																																																																																																																																																																																																																																															
Jan. 8, 2017 to Jan. 31, 2018	21																																																																																																																																																																																																																																																																																																																																																																																																																																																																																															
Dec. 5, 1987 to Dec. 19, 1988	19																																																																																																																																																																																																																																																																																																																																																																																																																																																																																															
Feb. 18, 2018 to Nov. 6, 2019	18																																																																																																																																																																																																																																																																																																																																																																																																																																																																																															
Jan. 19, 1983 to Feb. 25, 1984	18																																																																																																																																																																																																																																																																																																																																																																																																																																																																																															
Dates	No.																																																																																																																																																																																																																																																																																																																																																																																																																																																																																															
Dec. 6, 2008 to Dec. 20, 2011	27																																																																																																																																																																																																																																																																																																																																																																																																																																																																																															
Dec. 15, 1991 to Nov. 24, 1996	27																																																																																																																																																																																																																																																																																																																																																																																																																																																																																															
Nov. 19, 2005 to Dec. 17, 2007	21																																																																																																																																																																																																																																																																																																																																																																																																																																																																																															
Nov. 18, 2016 to Nov. 6, 2019	20																																																																																																																																																																																																																																																																																																																																																																																																																																																																																															
Dec. 6, 1996 to Dec. 12, 1998	18																																																																																																																																																																																																																																																																																																																																																																																																																																																																																															
Nov. 30, 2001 to Dec. 20, 2003	17																																																																																																																																																																																																																																																																																																																																																																																																																																																																																															
Dates	No.																																																																																																																																																																																																																																																																																																																																																																																																																																																																																															
Jan. 6, 1968 to Feb. 14, 1970	19																																																																																																																																																																																																																																																																																																																																																																																																																																																																																															
Feb. 18, 2018 to Jan. 12, 2020	15																																																																																																																																																																																																																																																																																																																																																																																																																																																																																															
Jan. 22, 1987 to March 12, 1988	14																																																																																																																																																																																																																																																																																																																																																																																																																																																																																															
Jan. 19, 1983 to Feb. 25, 1984	14																																																																																																																																																																																																																																																																																																																																																																																																																																																																																															
Feb. 7, 2007 to March 1, 2008	13																																																																																																																																																																																																																																																																																																																																																																																																																																																																																															
Jan. 27, 1979 to Feb. 16, 1980	13																																																																																																																																																																																																																																																																																																																																																																																																																																																																																															
Jan. 5, 1974 to Feb. 15, 1975	13																																																																																																																																																																																																																																																																																																																																																																																																																																																																																															
WHAT PEOPLE SAY ABOUT MACKEY ARENA • "Haven't been to a game in Mackey Arena as a fan in a long, long time. I forgot it's basically the perfect college basketball arena in every way." -- Mark Titus (@ClubTrillion) -- Contributor to FOX Sports and author; Former Ohio State player • "Mackey Arena is literally the loudest place I have ever been in my life." -- Jordan Bohannon -- current Iowa player • "Few things feel as helpless as being on the visitor's bench when Purdue gets rolling at Mackey Arena." -- Mark Titus (@ClubTrillion) -- Contributor to FOX Sports and author; Former Ohio State player • "Michigan State just got manhandled by Purdue in West Lafayette. Mackey Arena ain't no joke." -- Jeff Goodman (@GoodmanHoops) -- College Basketball Analyst / Stadium.com • "I once asked a coach what was needed to win a game there and he responded with 'earplugs'. -- Jon Rothstein (@JonRothstein) -- College Hoops Today • "Mackey Arena is one of the underrated, great environments in basketball. Does not get the attention it deserves for a place that absolutely rocks." -- Dan Shulman (@DSulman_ESPN) -- ESPN play-by-play announcer • "There is a possibility that Mackey Arena at Purdue is the loudest venue in college hoops. It kinda hurts to work here actually." -- Dave Flemming (@FlemmingDave) -- ESPN play-by-play announcer • "I think this is the best atmosphere in college basketball. The sound in here is just deafening for opponents." -- Andy Katz (@TheAndyKatz) -- NCAA.com • "The atmosphere at Mackey Arena is one of the best I've ever been in. This place rivals anything I have ever seen. Just an incredible home crowd." -- Chris Holtmann -- Ohio State University head coach • "I'll be surprised if anybody beats this team in this building. It's one of the toughest environments I've ever seen." -- David Padgett -- University of Louisville interim head coach • "I feel like I say this every time Purdue plays a big home game but Mackey is a legitimately terrifying place." -- Eamonn Brennan (@eamonnbrennan) -- ESPN.com • "Our teams never won there. Crazy atmosphere! There are some environments that can't be replicated and Mackey Arena is one of them." -- Kenyon Murray (@PHawkKenyon) -- Former Iowa basketball player • "Have said this for years: Mackey Arena has a case for most-intimidating atmosphere in the league when it's rolling. Tonight, it's rolling." -- Zach Osterman (@ZachOsterman) -- Indiana beat writer for Indy Star • "Look up intimidation in the dictionary and you'll find a picture of Mackey Arena." -- Loren Tate (@Tatelines) -- Champaign News-Gazette																																																																																																																																																																																																																																																																																																																																																																																																																																																																																																
RECORD VS. BIG TEN OPPONENTS <table><tr><th>Opponent</th><th>Record</th><th>Opponent</th><th>Record</th></tr><tr><td>Nebraska</td><td>7-0</td><td>Indiana</td><td>35-12</td></tr><tr><td>Rutgers</td><td>6-1</td><td>Illinois</td><td>33-12</td></tr><tr><td>Wisconsin</td><td>42-5</td><td>Michigan State</td><td>33-14</td></tr><tr><td>Penn State</td><td>22-3</td><td>Michigan</td><td>30-18</td></tr><tr><td>Northwestern</td><td>43-6</td><td>Ohio State</td><td>29-18</td></tr><tr><td>Minnesota</td><td>42-7</td><td>Maryland</td><td>4-1</td></tr><tr><td>Iowa</td><td>36-11</td><td></td><td></td></tr></table>																		Opponent	Record	Opponent	Record	Nebraska	7-0	Indiana	35-12	Rutgers	6-1	Illinois	33-12	Wisconsin	42-5	Michigan State	33-14	Penn State	22-3	Michigan	30-18	Northwestern	43-6	Ohio State	29-18	Minnesota	42-7	Maryland	4-1	Iowa	36-11																																																																																																																																																																																																																																																																																																																																																																																																																																																	
Opponent	Record	Opponent	Record																																																																																																																																																																																																																																																																																																																																																																																																																																																																																													
Nebraska	7-0	Indiana	35-12																																																																																																																																																																																																																																																																																																																																																																																																																																																																																													
Rutgers	6-1	Illinois	33-12																																																																																																																																																																																																																																																																																																																																																																																																																																																																																													
Wisconsin	42-5	Michigan State	33-14																																																																																																																																																																																																																																																																																																																																																																																																																																																																																													
Penn State	22-3	Michigan	30-18																																																																																																																																																																																																																																																																																																																																																																																																																																																																																													
Northwestern	43-6	Ohio State	29-18																																																																																																																																																																																																																																																																																																																																																																																																																																																																																													
Minnesota	42-7	Maryland	4-1																																																																																																																																																																																																																																																																																																																																																																																																																																																																																													
Iowa	36-11																																																																																																																																																																																																																																																																																																																																																																																																																																																																																															

HEAD COACH MATT PAINTER

- **Record at Purdue:** 368-186 (.664) / 17th year | **Career Record:** 393-191 (.673) / 18th year
- With five Sweet 16 appearances, 12 NCAA Tournament berths, three Big Ten regular-season championships, a Big Ten Tournament title, an Elite Eight and an international gold medal on his résumé, 17th-year head coach Matt Painter is widely regarded as one of the brightest young minds in all of college basketball.
 - He was voted by his peers as the NABC National Coach of the Year after leading a team that started with a 6-5 record to the 2019 Elite Eight.
 - Painter was named the 2019 Big Ten Coach of the Year and has led Purdue to six straight NCAA Tournaments – the seventh-longest active streak in America. Included in that stretch are Sweet 16 appearances (and beyond) in three of the last four tournaments.
 - Painter affirmed his long-term commitment to Purdue in October of 2018, agreeing to a two-year extension that will keep him in West Lafayette through at least the 2023-24 season. The deal features five, one-year extensions that go into effect through the 2028-29 season. Following the 2029 season, Painter will still only be 58 years old.
 - Painter enters the 2021-22 season third on the school's all-time wins list (355) behind legendary mentors, Gene Keady and Ward "Piggy" Lambert, both of whom have been inducted into the College Basketball Hall of Fame.
 - Has averaged almost 23 wins a season in his 16 years at Purdue. If you don't include the first transitional year (9-19 record), the average balloons to 24.0 wins per year over the last 15 seasons.
 - Has won at least 25 games in nine of his 17 seasons as a collegiate head coach.
 - Painter's four Big Ten Coach of the Year honors are the third most in league history (**Gene Keady - 7; Bobby Knight - 5; Bo Ryan - 4**).
 - Painter has averaged 11.3 wins per year in conference play, the fifth-best average in Big Ten Conference history.
 - Painter's 12 NCAA Tournament appearances in the last 14 events are the eighth most in the country.
 - Coach Painter's 13 NCAA Tournaments are the most for a coach nationally under the age of 55 (as of April 1, 2022 – Painter is 51 years old).
 - Purdue has finished first or second in Big Ten play in seven of Painter's last 14 years.
 - Has had 68 Academic All-Big Ten honorees in his 16 previous years at Purdue.
 - Lastly, the five winningest classes in school history have come during the Painter era (2019, 2018, 2012, 2011, 2010).

YEAR-BY-YEAR COACHING RECORD

Year	School	Overall	Pct.	Conf.	Pct.	Postseason
2003-04	Southern Illinois	25-5	.833	17-1	.944	NCAA (0-1)
2005-06	Purdue	9-19	.321	3-13	.188	
2006-07	Purdue	22-12	.647	9-7	.563	NCAA (1-1)
2007-08	Purdue	25-9	.735	15-3	.833	NCAA (1-1)
2008-09	Purdue	27-10	.730	11-7	.611	NCAA (2-1)
2009-10	Purdue	29-6	.829	14-4	.778	NCAA (2-1)
2010-11	Purdue	26-8	.765	14-4	.778	NCAA (1-1)
2011-12	Purdue	22-13	.629	10-8	.556	NCAA (1-1)
2012-13	Purdue	16-18	.471	8-10	.444	CBI (1-1)
2013-14	Purdue	15-17	.469	5-13	.278	
2014-15	Purdue	21-13	.618	12-6	.667	NCAA (0-1)
2015-16	Purdue	26-9	.743	12-6	.667	NCAA (0-1)
2016-17	Purdue	27-8	.771	14-4	.778	NCAA (2-1)
2017-18	Purdue	30-7	.811	15-3	.833	NCAA (2-1)
2018-19	Purdue	26-10	.722	16-4	.800	NCAA (3-1)
2019-20	Purdue	16-15	.516	9-11	.450	
2020-21	Purdue	18-10	.643	13-6	.684	NCAA (0-1)
2021-22	Purdue	13-2	.867	2-2	.500	
Southern Illinois (1)		25-5	.833	17-1	.944	1 NCAA (0-1)
Purdue (17th)		368-186	.664	182-111	.621	12 NCAA (15-12)
Career (18th)		393-191	.673	199-112	.640	13 NCAA (15-13)
Postseason Record		28-29	.491			
MVC Tournament		1-1	.500			
Big Ten Tournament		11-14	.458			
NCAA Tournament		15-13	.536			
CBI Invitational		1-1	.500			

MISCELLANEOUS

MILESTONE VICTORIES

Win	Score	Opponent	Date
1	67-62	Wyoming	11-22-03
26	82-75	Wofford (1st win at Purdue)	11-19-05
50	62-38	Michigan State	2-7-07
100	49-45	Iowa	2-14-09
150	82-69	Northwestern	12-31-10
200	89-73	Minnesota	3-9-13
225	72-68	Minnesota (200th win at Purdue)	12-31-14
250	61-55	Wisconsin	12-29-15
300	86-61	IUPUI	12-10-17
325	84-46	Robert Morris (300th win at Purdue)	11-23-18
350	59-56	[20] VCU	11-29-19
375	75-70	Northwestern (350th win at Purdue)	2-6-21

PAINTER'S HOME RECORD AT PURDUE

Year	Non-Conf.	Big Ten	Overall
2005-06	6-0	3-5	9-5
2006-07	9-0	7-1	16-1
2007-08	7-1	9-0	16-1
2008-09	8-1	7-2	15-3
2009-10	7-0	7-2	14-2
2010-11	7-0	9-0	16-0
2011-12	8-0	5-4	13-4
2012-13	7-3	5-4	12-7
2013-14	8-0	4-5	12-5
2014-15	6-2	8-1	14-3
2015-16	9-0	8-1	17-1
2016-17	7-1	8-1	15-2
2017-18	8-0	8-1	16-1
2018-19	5-0	10-0	15-0
2019-20	5-1	6-4	11-5
2020-21	3-0	8-1	11-1
2021-22	7-0	1-1	8-1
TOTALS	117-9 (.929)	113-33 (.774)	230-42 (.846)

ABOUT HEAD COACH MATT PAINTER

Born	Aug. 27, 1970
Hometown	Muncie, Indiana
High School	Delta High School
Degree	Purdue (1993); sociology
Master's	Eastern Illinois (1998); athletics administration

COACHING EXPERIENCE

Years	School, Position
1993-94	Wash. & Jefferson, asst. coach
1994-95	Barton College, asst. coach
1995-98	Eastern Illinois, asst. coach
1998-03	Southern Illinois, asst. coach
2003-04	Southern Illinois, head coach
2004-05	Purdue, associate head coach
2006-pres.	Purdue, head coach

PLAYING EXPERIENCE

Years	
1990-93	Purdue (Honorable mention All-Big Ten, 1993)

COACHING HONORS

2004	Missouri Valley Coach of the Year
2004	District V Coach of the Year (USBWA)
2008	Big Ten Coach of the Year
2008	District V Coach of the Year (USBWA)
2008	District 10 Coach of the Year (NABC)
2010	Big Ten Coach of the Year
2010	District V Coach of the Year (USBWA)
2010	District 7 Coach of the Year (NABC)
2011	Big Ten Coach of the Year
2011	District V Coach of the Year (USBWA)
2011	District 7 Coach of the Year (NABC)
2017	District V Coach of the Year (USBWA)
2019	NABC National Coach of the Year
2019	Big Ten Coach of the Year
2019	District V Coach of the Year (USBWA)
2019	District 7 Coach of the Year (NABC)

COACHING TREE

• Greg Gary	Mercer (head coach)
• Steve Lutz	Texas A&M - Corpus Christi (head coach)
• Cuonzo Martin	Missouri (head coach)
• Jack Owens	Miami, Ohio (head coach)
• Micah Shrewsberry	Penn State (head coach)
• Spike Albrecht	Purdue (graduate assistant)
• Dru Anthrop	Los Angeles Lakers (video coordinator)
• Joey Brooks	Cal State Fullerton (assistant coach)
• D.J. Byrd	Mercer (assistant coach)
• Tarrance Crump	DePaul (director of player development)
• Grady Eifert	Penn State (video coordinator)
• Johnny Hill	Idaho (assistant coach)
• Kenneth Lowe	Miami, Ohio (assistant coach)
• Tommy Luce	Purdue (graduate assistant)
• Cowan Olinger	Miami, Ohio (director of operations)
• Rick Ray	Colorado (assistant coach)
• J.R. Reynolds	Miami, Ohio (assistant coach)
• Ryne Smith	Mercer (director of operations)
• P.J. Thompson	Purdue (director of player development)

NBA DRAFT PICKS UNDER PAINTER

2007	Carl Landry, 31st to Seattle
2011	JaJuan Johnson, 27th to Boston via New Jersey
2011	E'Twaun Moore, 55th overall to Boston
2012	Robbie Hummel, 58th to Minnesota
2016	A.J. Hammons, 46th to Dallas
2017	Caleb Swanigan, 26th to Portland
2018	Vince Edwards, 52nd to Houston via Utah
2019	Carsen Edwards, 33rd to Boston via Philadelphia

ALL-AMERICANS UNDER PAINTER

2010	Robbie Hummel, 2nd (NABC) / HM (AP)
2010	E'Twaun Moore, HM (AP)
2011	JaJuan Johnson, Consensus
2011	E'Twaun Moore, 3rd (NABC) / HM (AP)
2012	Robbie Hummel, HM (AP)
2016	A.J. Hammons, HM (AP)
2017	Caleb Swanigan, Consensus
2018	Carsen Edwards, 2nd (NABC) / 3rd (Sporting News)
2018	Isaac Haas, HM (AP)
2019	Carsen Edwards, Consensus (2nd team)
2021	Trevion Williams, HM (AP)

WINS OVER TOP-25 TEAMS (56)				PAINTER AMONG THE NATION'S BEST					
Date	Opponent	Site	Score	WINS PER SEASON IN BIG TEN PLAY					
2-11-06	(22) Michigan	Home	84-70	Avg.	Coach	School	Wins	Years	
11-29-06	(25) Virginia	Home	61-59	12.3	Bo Ryan	Wisconsin	172	2002-15	
2-15-07	(24) Indiana	Home	81-68	12.2	Bob Knight	Indiana	353	1972-00	
12-15-07	(22) Louisville	Indianapolis, Ind.	67-59	12.0	Tom Izzo	Michigan State	310	1996-pres.	
1-26-08	(11) Wisconsin	Home	60-56	11.5	Thad Matta	Ohio State	150	2005-17	
2-9-08	(8) Wisconsin	Away	72-67	11.3	Matt Painter	Purdue	180	2006-pres.	
2-12-08	(10) Michigan State	Home	60-54	10.6	Gene Keady	Purdue	265	1981-05	
12-20-08	(22) Davidson	Indianapolis, Ind.	76-58	* - Minimum 100 wins. / Through 2020-21 season.					
1-22-09	(21) Minnesota	Away	70-62	ACTIVE BIG TEN COACHES TO WIN A CHAMPIONSHIP					
2-17-09	(6) Michigan State	Home	72-54	Coach	School	RS	Tourn.		
3-21-09	(15) Washington	Portland, Ore. (NCAA)	76-74	Tom Izzo	Michigan State	10	6		
11-23-09	(9) Tennessee	St. Thomas, US Virgin Islands	73-72	Matt Painter	Purdue	3	1		
1-1-10	(6) West Virginia	Home	77-62	Greg Gard	Wisconsin	1			
1-28-10	(16) Wisconsin	Home	60-57	Juwon Howard	Michigan	1			
2-9-10	(10) Michigan State	Away	76-64	Mark Turgeon	Maryland	1			
2-17-10	(9) Ohio State	Away	60-57	NCAA TOURNAMENTS BY BIG TEN COACHES					
3-21-10	(23) Texas A&M	Spokane, Wash. (NCAA)	63-61 •	App.	Coach	Current School	Total Yrs.		
1-22-11	(17) Michigan State	Home	86-76	23	Tom Izzo	Michigan State	26		
1-29-11	(16) Minnesota	Home	73-61	13	Matt Painter	Purdue	17		
2-16-11	(10) Wisconsin	Home	70-62	10	Fran McCaffery	Iowa	25		
2-20-11	(2) Ohio State	Home	76-63	6	Chris Holtmann	Ohio State	10		
2-25-12	(11) Michigan	Away	75-61	5	Brad Underwood	Illinois	8		
3-16-12	(24) Saint Mary's	Omaha, Neb. (NCAA)	72-69	4	Greg Gard	Wisconsin	6		
1-2-13	(11) Illinois	Home	68-61	4	Fred Hoiberg	Nebraska	7		
3-3-13	(17) Wisconsin	Away	69-56	2	Danny Manning	Maryland	8		
1-24-15	(25) Iowa	Home	67-63	2	Steve Pikiell	Rutgers	16		
1-28-15	(22) Indiana	Home	83-67	1	Juwon Howard	Michigan	2		
2-4-15	(20) Ohio State	Home	60-58	1	Chris Collins	Northwestern	8		
2-6-16	(8) Michigan State	Home	82-81 •	0	Ben Johnson	Minnesota	0		
2-27-16	(10) Maryland	Home	83-79	0	Micah Shrewsberry	Penn State	0		
12-17-16	(21) Notre Dame	Indianapolis, Ind.	86-81	0	Mike Woodson	Indiana	0		
1-8-17	(13) Wisconsin	Home	66-55	► While coaching at all schools. / Through 2020-21 season.					
2-1-17	(25) Northwestern	Home	80-59	WINS AT PURDUE					
2-4-17	(17) Maryland	Away	73-72	Coach	Yrs.	Gms.	W	L	Pct.
3-18-17	(17) Iowa State	Milwaukee, Wis. (NCAA)	80-76	Gene Keady	25	782	512	270	.655
11-24-17	(2) Arizona	Paradise Island, Bahamas	89-64	Ward Lambert	29	523	371	152	.709
11-28-17	(17) Louisville	Home	66-57	Matt Painter	17th	554	368	186	.664
1-25-18	(25) Michigan	Home	92-88	GAMES COACHED AT PURDUE					
12-6-18	(23) Maryland	Home	62-60	Coach	Yrs.	Gms.	W	L	Pct.
1-3-19	(25) Iowa	Home	86-70	Gene Keady	25	782	512	270	.655
1-19-19	(25) Indiana	Home	70-55	Matt Painter	17th	554	368	186	.664
1-27-19	(6) Michigan State	Home	73-63	Ward Lambert	29	523	371	152	.709
3-23-19	(23) Villanova	Hartford, Conn. (NCAA)	87-61	WINS AT PURDUE					
3-28-19	(6) Tennessee	Louisville, Ky. (NCAA)	99-94 •	Coach	Yrs.	Gms.	W	L	Pct.
11-29-19	(20) VCU	Destin, Fla.	59-56	Gene Keady	25	782	512	270	.655
12-4-19	(5) Virginia	Home	69-40	Matt Painter	17th	554	368	186	.664
1-12-20	(8) Michigan State	Home	71-42	Ward Lambert	29	523	371	152	.709
2-5-20	(17) Iowa	Home	104-68	GAMES COACHED AT PURDUE					
3-3-20	(18) Iowa	Away	77-68	Coach	Yrs.	Gms.	W	L	Pct.
12-16-20	(20) Ohio State	Home	67-60	Gene Keady	25	782	512	270	.655
1-8-21	(23) Michigan State	Away	55-54	Matt Painter	17th	554	368	186	.664
1									

*- Denotes regular-season non-conference play. Does not include postseason opponents, except for the 2013 CBI (1-1).

PURDUESPORTS.COM | @BOTTLERBALL

2021-22 RESULTS / LEADERS										
Overall Record: 13-2		Home: 8-1		Away: 1-1		Neutral: 4-0				
Big Ten Record: 2-2		Home: 1-1		Away: 1-1						
Date	P / O	Opponent	W/L	Score	High Scorer	High Rebounds	High Assists	High Steals	High Blocks	Attend.
Nov. 9	7 / -	Bellarmine	W	96-67	Stefanovic (23)	Edey, Furst (9)	Thompson (4)	Morton (4)	Three Players (1)	14,804
Nov. 12	7 / -	Indiana State	W	92-67	Ivey (27)	Edey (10)	Ivey, Stefanovic (4)	Ivey, Morton (2)	Williams (4)	14,804
Nov. 16	6 / -	Wright State	W	96-52	Williams (20)	Williams (13)	Hunter Jr. (4)	Edey, Williams (2)	Edey, Morton (2)	14,804
Nov. 20	1 6 / 18	vs. North Carolina	W	93-84	Stefanovic (23)	Ivey (10)	Stefanovic (8)	Hunter Jr., Ivey (2)	Furst (2)	9,176
Nov. 21	1 6 / 5	vs. Villanova	W	80-74	Edey (21)	Ivey (7)	Ivey (7)	Williams (3)	Ivey (1)	9,100
Nov. 26	3 / -	Omaha	W	97-40	Edey (20)	Williams (10)	Stefanovic (5)	Ivey (2)	Edey (3)	14,804
Nov. 30	2 2 / -	Florida State	W	93-65	Ivey (18)	Four Players (6)	Stefanovic (8)	Five Players (1)	Furst, Ivey (2)	14,804
Dec. 3	* 2 / -	Iowa	W	77-70	Ivey (19)	Williams (18)	Williams (3)	Ivey (2)	Edey, Gillis (1)	14,804
Dec. 9	* 1 / -	at Rutgers	L	68-70	Williams (21)	Williams (11)	Ivey (3)	Ivey (3)	Edey, Gillis (1)	8,000
Dec. 12	3 1 / -	vs. North Carolina St.	W	82-72	Williams (22)	Williams (12)	Williams (9)	Three Players (2)	Williams (4)	7,124
Dec. 18	4 3 / -	vs. Butler	W	77-48	Ivey (22)	Edey (11)	Morton, Stefanovic (3)	Four Players (1)	Edey (2)	17,905
Dec. 20	3 / -	Incarnate Word	W	79-59	Edey (13)	Edey (9)	Three Players (4)	Newman, Stefanovic (2)	Three Players (1)	14,804
Dec. 29	3 / -	Nicholls	W	104-90	Edey (21)	Williams (11)	Williams (8)	Three Players (1)	Edey, Gillis (2)	14,804
Jan. 3	* 3 / 23	Wisconsin	L	69-74	Edey (24)	Edey (10)	Morton (4)	Morton (2)	---	14,804
Jan. 8	* 3 / -	at Penn State	W	74-67	Williams (21)	Williams (9)	Stefanovic (6)	Ivey, Morton (2)	Hunter Jr., Ivey (1)	10,464
Jan. 14	*	Nebraska								
Jan. 17	*	at Illinois								
Jan. 20	*	at Indiana								
Jan. 23	*	Northwestern								
Jan. 26	*	at Iowa								
Jan. 30	*	Ohio State								
Feb. 2	*	at Minnesota								
Feb. 5	*	Michigan								
Feb. 10	*	Illinois								
Feb. 13	*	Maryland								
Feb. 16	*	at Northwestern								
Feb. 20	*	Rutgers								
Feb. 26	*	at Michigan State								
March 1	*	at Wisconsin								
March 5	*	Indiana								
March 9-13	5	Big Ten Tournament								
* Denotes Big Ten Conference game										
1 Denotes Basketball Hall of Fame Tipoff Classic (Uncasville, Conn.)										
2 Denotes Big Ten / ACC Challenge (West Lafayette, Ind.)										
3 Denotes Basketball Hall of Fame Invitational (Brooklyn, N.Y.)										
4 Denotes Crossroads Classic (Indianapolis, Ind.)										
5 Denotes Big Ten Tournament (Indianapolis, Ind.)										

2021-22 ATTENDANCE TOTALS																									
OVERALL					BIG TEN CONFERENCE GAMES																				
Site	Games	Totals	Avg.	High	Site	Games	Totals	Avg.	High																
Home	9	133,236	14,804	14,804 (Nine Times)	Home	2	29,608	14,804	14,804 (Two Times)																
Away	2	18,464	9,232	10,464 at Penn State (1-8-22)	Away	2	18,464	9,232	10,464 at Penn State (1-8-22)																
Neutral	4	43,305	10,826	17,905 vs. Butler (12-18-21)																					
Totals	15	195,005	13,000	17,905 vs. Butler (12-18-21)	Totals	4	48,072	12,018	14,804 (Two Times)																

2021-22 MARGINS OF VICTORY																									
	1	2	3	4	5	6	7	8	9	10	11	12	13	14	15	16	17	18	19	20	21	22	23	24	25+
Purdue						1	2		1	1				1											7
Opponents	1				1																				

LARGEST LEADS / DEFICITS																									
WHEN LEADING						WHEN TRAILING																			
Largest Margin of Victory						57 (97-40) vs. Omaha (11-26-21)							Largest Margin of Defeat						5 (69-74) vs. [23] Wisconsin (1-3-22)						
Largest Overall Lead						58 (93-35; 4:39 2nd) vs. Omaha (11-26-21)							Largest Overall Deficit						13 (41-54; 9:10 2nd) vs. North Carolina State (12-12-21)						
Largest Halftime Lead						35 (52-17) vs. Omaha (11-26-21)							Largest Halftime Deficit						5 (24-29) vs. [23] Wisconsin (1-3-22)						
Largest Lead in a Loss						10 (57-47; 8:34 2nd) vs. Rutgers (12-9-21)							Largest Deficit Overcome in a Win						13 (41-54; 9:10 2nd) vs. North Carolina State (12-12-21)						
Largest Halftime Lead in a Loss						---							Largest Halftime Deficit in a Win						4 (27-31) vs. North Carolina State (12-12-21)						
Largest Purdue Run						29 vs. Omaha (11-26-21)							Largest Opponent Run						12 by Rutgers (12-9-21)						

@BoilerBall | PurdueSports.com

2021-22 OVERALL STATISTICS

Game Records

Record	Overall	Home	Away	Neutral
ALL GAMES	13-2	8-1	1-1	4-0
CONFERENCE	2-2	1-1	1-1	0-0
NON-CONFERENCE	11-0	7-0	0-0	4-0

Score by Periods

Team	1st	2nd	OT	TOT
Purdue	623	638	16	1277
Opponents	437	556	6	999

Team Box Score

No.	Player				Total		3-Point		F-Throw		Rebounds													
		GP-GS	MIN	AVG	FG-FGA	FG%	3FG-3FGA	3FG%	FT-FTA	FT%	OFF	DEF	TOT	AVG	PF	DQ	A	TO	BLK	STL	PTS	AVG		
23	IVEY, Jaden	15-15	432:01	28.8	83-166	.500	32-73	.438	45-63	.714	6	70	76	5.1	26	0	45	34	8	19	243	16.2		
15	EDEY, Zach	15-11	257:54	17.2	88-124	.710	0-0	.000	48-68	.706	42	69	111	7.4	29	0	19	30	19	5	224	14.9		
50	WILLIAMS, Trevion	15-4	307:46	20.5	84-138	.609	3-7	.429	32-54	.593	49	83	132	8.8	34	0	45	29	12	15	203	13.5		
55	STEFANOVIC, Sasha	15-15	414:57	27.7	51-121	.421	39-93	.419	29-33	.879	1	33	34	2.3	24	0	60	19	0	5	170	11.3		
0	GILLIS, Mason	11-3	202:44	18.4	24-40	.600	14-25	.560	20-20	1.000	13	21	34	3.1	20	0	6	5	5	2	82	7.5		
5	NEWMAN, Brandon	14-0	204:24	14.6	26-82	.317	22-66	.333	17-20	.850	2	30	32	2.3	16	1	13	8	3	5	91	6.5		
11	THOMPSON, Isaiah	15-14	295:34	19.7	27-57	.474	22-46	.478	13-16	.813	7	12	19	1.3	16	0	20	8	0	3	89	5.9		
3	FURST, Caleb	14-12	279:37	20.0	28-52	.538	5-15	.333	15-22	.682	25	45	70	5.0	13	0	8	13	8	3	76	5.4		
25	MORTON, Ethan	15-0	259:35	17.3	15-33	.455	6-13	.462	9-12	.750	3	24	27	1.8	17	0	36	6	2	13	45	3.0		
2	HUNTER JR., Eric	15-1	307:10	20.5	16-48	.333	6-24	.250	6-11	.545	9	12	21	1.4	12	0	25	19	1	9	44	2.9		
21	FROST, Matt	7-0	15:07	2.2	1-5	.200	0-0	.000	2-2	1.000	3	0	3	0.4	2	0	0	0	0	1	4	0.6		
34	BARRETT, Carson	7-0	17:06	2.4	1-5	.200	0-2	.000	0-1	.000	2	2	4	0.6	2	0	0	3	0	0	2	0.3		
22	MARTIN, Chase	7-0	15:33	2.2	1-5	.200	0-0	.000	0-3	.000	0	1	1	0.1	3	0	1	2	0	1	2	0.3		
14	WULBRUN, Jared	7-0	15:33	2.2	0-2	.000	0-1	.000	2-2	1.000	0	1	1	0.1	0	0	0	0	0	0	2	0.3		
Team											21	26	47					3						
Total		15	3025		445-878	.507	149-365	.408	238-327	.728	183	429	612	40.8	214	1	278	179	58	81	1277	85.1		
Opponents		15	3054		372-908	.410	127-394	.322	128-186	.688	132	287	419	27.9	293	11	194	161	30	81	999	66.6		

Team Statistics

	PURDUE	OPP
Scoring	1277	999
Points per game	85.1	66.6
Scoring margin	+18.5	-
Field goals-att	445-878	372-908
Field goal pct	.507	.410
3 point fg-att	149-365	127-394
3-point FG pct	.408	.322
3-pt FG made per game	9.9	8.5
Free throws-att	238-327	128-186
Free throw pct	.728	.688
F-Throws made per game	15.9	8.5
Rebounds	612	419
Rebounds per game	40.8	27.9
Rebounding margin	+12.9	-
Assists	278	194
Assists per game	18.5	12.9
Turnovers	179	161
Turnovers per game	11.9	10.7
Turnover margin	-1.2	-
Assist/turnover ratio	1.6	1.2
Steals	81	81
Steals per game	5.4	5.4
Blocks	58	30
Blocks per game	3.9	2.0
Winning streak	1	-
Home win streak	0	-
Attendance	133236	10464
Home games-Avg/Game	9-14804	2-5232
Neutral site-Avg/Game	-	4-9045

Team Results

Date	Opponent		Score	Att.
11/09/2021	Bellarmine	W	96-67	14804
11/12/2021	Indiana St.	W	92-67	14804
11/16/2021	Wright St.	W	96-52	14804
11/20/2021	vs North Carolina	W	93-84	9176
11/21/2021	vs Villanova	W	80-74	9100
11/26/2021	Omaha	W	97-40	14804
11/30/2021	Florida St.	W	93-65	14804
12/03/2021	Iowa	W	77-70	14804
12/09/2021	at Rutgers	L	68-70	0
12/12/2021	vs NC State	Wot	82-72	0
12/18/2021	vs Butler	W	77-48	17905
12/20/2021	Incarnate Word	W	79-59	14804
12/29/2021	Nicholls St.	W	104-90	14804
01/03/2022	Wisconsin	L	69-74	14804
01/08/2022	at Penn St.	W	74-67	10464

2021-22 BIG TEN CONFERENCE STATISTICS

Game Records

Record	Overall	Home	Away	Neutral
ALL GAMES	2-2	1-1	1-1	0-0
CONFERENCE	2-2	1-1	1-1	0-0
NON-CONFERENCE	0-0	0-0	0-0	0-0

Score by Periods

Team	1st	2nd	OT	TOT
Purdue	133	155	0	288
Opponents	121	160	0	281

Team Box Score

No.	Player				Total		3-Point		F-Throw		Rebounds														
		GP-GS	MIN	AVG	FG-FGA	FG%	3FG-3FGA	3FG%	FT-FTA	FT%	OFF	DEF	TOT	AVG	PF	DQ	A	TO	BLK	STL	PTS	AVG			
50	WILLIAMS, Trevion	4-1	87:40	21.9	25-49	.510	2-3	.667	12-19	.632	16	27	43	10.8	12	0	8	5	1	2	64	16.0			
23	IVEY, Jaden	4-4	128:12	32.0	20-46	.435	7-21	.333	13-21	.619	1	12	13	3.3	9	0	9	7	1	7	60	15.0			
15	EDEY, Zach	4-3	62:47	15.7	20-33	.606	0-0	.000	9-16	.563	11	18	29	7.3	12	0	4	12	2	1	49	12.3			
55	STEFANOVIC, Sasha	4-4	133:39	33.4	12-36	.333	7-23	.304	7-9	.778	0	8	8	2.0	10	0	13	4	0	0	38	9.5			
0	GILLIS, Mason	4-2	77:18	19.3	9-13	.692	8-11	.727	9-9	1.000	3	7	10	2.5	8	0	2	4	2	1	35	8.8			
2	HUNTER JR., Eric	4-0	85:11	21.3	4-15	.267	3-8	.375	1-2	.500	1	3	4	1.0	2	0	7	8	0	3	12	3.0			
5	NEWMAN, Brandon	3-0	32:03	10.7	2-12	.167	2-10	.200	2-2	1.000	1	1	2	0.7	2	0	3	3	0	2	8	2.7			
25	MORTON, Ethan	4-0	69:32	17.4	2-9	.222	2-5	.400	4-6	.667	2	7	9	2.3	5	0	8	0	0	4	10	2.5			
11	THOMPSON, Isaiah	4-4	75:39	18.9	1-8	.125	1-8	.125	5-6	.833	3	4	7	1.8	2	0	3	2	0	0	8	2.0			
3	FURST, Caleb	4-2	47:59	12.0	2-4	.500	0-0	.000	0-0	.000	3	5	8	2.0	4	0	0	2	0	1	4	1.0			
Team											6	8	14					2							
Total		4	800		97-225	.431	32-89	.360	62-90	.689	47	100	147	36.8	66	0	57	49	6	21	288	72.0			
Opponents		4	800		103-225	.458	26-81	.321	49-70	.700	29	92	121	30.3	83	4	57	43	8	25	281	70.3			


Team Statistics

	PURDUE	OPP
Scoring	288	281
Points per game	72.0	70.3
Scoring margin	+1.8	-
Field goals-att	97-225	103-225
Field goal pct	.431	.458
3 point fg-att	32-89	26-81
3-point FG pct	.360	.321
3-pt FG made per game	8.0	6.5
Free throws-att	62-90	49-70
Free throw pct	.689	.700
F-Throws made per game	15.5	12.3
Rebounds	147	121
Rebounds per game	36.8	30.3
Rebounding margin	+6.5	-
Assists	57	57
Assists per game	14.3	14.3
Turnovers	49	43
Turnovers per game	12.3	10.8
Turnover margin	-1.5	-
Assist/turnover ratio	1.2	1.3
Steals	21	25
Steals per game	5.3	6.3
Blocks	6	8
Blocks per game	1.5	2.0
Winning streak	1	-
Home win streak	0	-
Attendance	29608	10464
Home games-Avg/Game	2-14804	2-5232
Neutral site-Avg/Game	-	0-0

Team Results

Date	Opponent		Score	Att.
12/03/2021	Iowa	W	77-70	14804
12/09/2021	at Rutgers	L	68-70	0
01/03/2022	Wisconsin	L	69-74	14804
01/08/2022	at Penn St.	W	74-67	10464

GAME 16 // [7] PURDUE vs. NEBRASKA // JANUARY 14, 2022



Official Basketball Box Score - Final
Purdue at Penn St.
01/08/22 Bryce Jordan Center, University Park, Pa.
2021-22 Men's Basketball

Game Time: 12:00 PM
Game Duration: 1:54
Attendance: 10,464

LAST TIME OUT (No. 3 Purdue 74, Penn State 67)

Officials: Rob Riley, Terry Oglesby, Steve McJunkins

Purdue - 74			Record: 13-2 (2-2)															
NO. Name			Min	FG M-A	3P M-A	FT M-A	Rebounds OR DR TOT			Fouls PF FD		TP	AS	TO	ST	Blocks BS BA		+/-
0	Mason Gillis	F	24:47	4-5	3-4	3-3	1	1	2	2	3	14	1	1	1	0	0	10
15	Zach Edey	C	09:45	3-4	0-0	0-0	1	5	6	4	1	6	1	2	0	0	0	4
11	Isaiah Thompson	G	25:16	1-4	1-4	0-0	1	0	1	0	0	3	0	0	0	0	0	16
23	Jaden Ivey	G	36:58	5-15	2-6	0-2	1	6	7	0	4	12	1	1	2	1	3	10
55	Sasha Stefanovic	G	38:37	5-12	3-8	0-0	0	3	3	2	0	13	6	1	0	0	0	6
50	Trevion Williams		20:50	9-12	0-0	3-4	6	3	9	4	3	21	2	2	0	1	0	5
2	Eric Hunter Jr.		15:05	0-1	0-0	0-0	0	0	0	1	0	0	2	1	1	0	0	-7
3	Caleb Furst		11:31	1-2	0-0	0-0	0	1	1	1	0	2	0	0	0	0	0	-6
25	Ethan Morton		17:11	0-3	0-2	3-4	0	0	0	0	2	3	1	0	2	0	1	-3
Team							0	1	1			0		0				
Totals				28-58	9-24	9-13	10	20	30	14	13	74	14	8	6	2	4	7

Shooting By Period

1st

FG%

13-30

43.3%

3PT%

4-11

36.4%

FT%

5-7

71.4%

2nd

FG%

15-28

53.6%

3PT%

5-13

38.5%

FT%

4-6

66.7%

GM

FG%

28-58

48.3%

3PT%

9-24

37.5%

FT%

9-13

69.2%

Dead Ball Rebounds: 2, 0

Technical Fouls::NONE

Shooting By Period		
1 st FG%	13-30	43.3%
3PT%	4-11	36.4%
FT%	5-7	71.4%
2 nd FG%	15-28	53.6%
3PT%	5-13	38.5%
FT%	4-6	66.7%
GM FG%	28-58	48.3%
3PT%	9-24	37.5%
FT%	9-13	69.2%

Dead Ball Rebounds: 2, 0

Penn St. - 67			Record: 7-6 (2-3)																
NO.	Name		Min	FG	3P	FT	Rebounds			Fouls		TP	AS	TO	ST	Blocks		+/-	
				M-A	M-A	M-A	OR	DR	TOT	PF	FD					BS	BA		
1	Seth Lundy	F	31:43	3-10	2-7	2-2	2	4	6	3	2	10	1	3	1	2	0	-8	
5	Greg Lee	F	30:07	5-10	1-2	0-1	2	3	5	1	2	11	0	0	1	0	1	-1	
21	John Harrar	F	27:06	3-4	0-0	4-7	3	5	8	2	8	10	1	1	1	0	0	-7	
11	Jaheam Cornwall	G	09:44	0-1	0-0	0-0	0	2	2	1	0	0	0	1	0	0	0	-1	
22	Jalen Pickett	G	39:06	9-20	2-7	1-1	1	2	3	1	1	21	10	2	2	0	1	-3	
14	Jalanni White		19:00	4-4	1-1	0-0	0	3	3	3	1	9	1	0	0	2	0	3	
2	Myles Dread		24:42	1-2	1-2	0-0	0	0	0	1	0	3	1	0	1	0	0	-11	
3	Sam Sessoms		07:06	0-2	0-1	0-0	0	0	0	1	0	0	0	2	0	0	0	-12	
23	Dallion Johnson		11:26	1-2	1-2	0-0	0	1	1	0	0	3	0	0	0	0	0	5	
Team							1	1	2			0			2				
Totals				26-55	8-22	7-11	9	21	30	13	14	67	14	11	6	4	2	-7	

Shooting By Period

1st

FG%

12-28

42.9%

3PT%

1-5

20.0%

FT%

5-7

71.4%

2nd

FG%

14-27

51.9%

3PT%

7-17

41.2%

FT%

2-4

50%

GM

FG%

26-55

47.3%

3PT%

8-22

36.4%

FT%

7-11

63.6%

Dead Ball Rebounds: 4, 1

Technical Fouls::NONE

Shooting By Period		
1 st FG%	12-28	42.9%
3PT%	1-5	20.0%
FT%	5-7	71.4%
2 nd FG%	14-27	51.9%
3PT%	7-17	41.2%
FT%	2-4	50%
GM FG%	26-55	47.3%
3PT%	8-22	36.4%
FT%	7-11	63.6%

Dead Ball Rebounds: 4, 1

	PURDUE	PSU	Points from	PURDUE	PSU	Period by Period Scoring		
Biggest lead	13 (2 nd 12:03)	7 (1 st 9:32)	Turnovers	16	9		1 st	2 nd
Best Scoring Run	9 (1 st 7:04)	9 (1 st 9:32)	Paint	36	28		TOT	
Lead Changes	8		Second Chance	17	10	PURDUE	35	39
Times Tied	3		Fast Breaks	6	0			74
Time with Lead	31:49	05:52	Bench	26	15	PSU	30	37
								67

GAME 16 // [7] PURDUE vs. NEBRASKA // JANUARY 14, 2022

2021-22 GAME-BY-GAME COMPARISON																			
Team	W/L	FG-FGA	Pct.	3P-3PA	Pct.	FT-FTA	Pct.	O-D	Reb.	PF	A	TO	B	S	1st	2nd	OT	Pts.	PPP
[7] Purdue	W	28-56	.500	16-36	.444	24-29	.828	15-27	42	13	21	13	3	7	50	46		96	1.43
Bellarmine		24-59	.407	12-35	.343	7-8	.875	7-25	22	20	15	10	1	5	37	30		67	1.00
[7] Purdue	W	31-58	.534	8-20	.400	22-32	.688	12-30	42	14	19	12	8	6	51	41		92	1.26
Indiana State		25-64	.391	6-26	.231	11-14	.786	10-21	31	25	14	12	0	4	30	37		67	0.92
[6] Purdue	W	35-67	.522	11-28	.393	15-21	.714	19-37	56	15	18	17	4	9	51	45		96	1.28
Wright State		18-59	.305	5-26	.192	11-14	.786	6-17	23	17	8	15	0	6	17	35		52	0.69
[6] Purdue	W	34-61	.557	10-23	.435	15-22	.682	4-27	31	16	21	9	2	6	41	52		93	1.21
[18] North Carolina		31-69	.449	12-29	.414	10-12	.833	12-25	37	20	13	14	5	3	35	49		84	1.09
[6] Purdue	W	29-55	.527	10-23	.435	12-14	.857	12-26	38	18	17	11	1	4	31	49		80	1.33
[5] Villanova		26-58	.448	13-34	.382	9-17	.529	10-16	26	15	15	4	2	4	33	41		74	1.23
[3] Purdue	W	34-59	.576	9-17	.529	20-24	.833	14-39	53	6	19	12	6	4	52	45		97	1.45
Omaha		17-63	.270	5-28	.179	1-2	.500	8-14	22	14	8	9	2	6	17	23		40	0.60
[2] Purdue	W	35-59	.593	12-25	.480	11-14	.786	10-26	36	8	23	13	5	5	48	45		93	1.37
Florida State		26-63	.413	8-24	.333	5-6	.833	11-14	25	17	12	13	1	7	32	33		65	0.96
[2] Purdue	W	21-50	.420	8-19	.421	27-37	.730	8-34	42	18	14	17	2	5	39	38		77	1.01
Iowa		25-62	.403	5-21	.238	15-22	.682	6-24	30	29	12	9	0	6	26	44		70	0.92
[1] Purdue	L	25-61	.410	7-26	.269	11-16	.688	16-19	35	17	10	11	2	8	35	33		68	1.05
Rutgers		25-48	.521	7-14	.500	13-18	.722	5-22	27	19	18	15	2	7	36	34		70	1.08
[1] Purdue	W	30-60	.500	5-21	.238	17-25	.680	11-32	43	16	18	14	9	6	27	39	16	82	1.09
North Carolina State		26-62	.419	8-21	.381	12-15	.800	7-23	30	24	10	13	3	7	31	35	6	72	0.96
[3] Purdue	W	27-51	.529	11-22	.500	12-14	.857	11-31	42	15	17	10	5	4	39	38		77	1.33
Butler		19-59	.322	4-28	.143	6-14	.429	13-14	27	15	10	7	2	5	21	27		48	0.83
[3] Purdue	W	30-66	.455	11-32	.344	8-15	.533	19-27	46	14	18	11	3	6	45	34		79	1.23
Incarnate Word		22-54	.407	12-27	.444	3-5	.600	5-18	23	17	14	11	2	5	27	32		59	0.92
[3] Purdue	W	35-61	.574	14-29	.483	20-27	.741	9-27	36	13	30	8	3	6	55	49		104	1.42
Nicholls		35-73	.479	16-35	.457	4-9	.444	14-18	32	27	18	10	4	4	36	54		90	1.23
[3] Purdue	W	23-56	.411	8-20	.400	15-24	.625	13-27	40	17	19	12	0	2	24	45		69	1.03
[23] Wisconsin		27-60	.450	6-24	.250	14-19	.737	9-25	34	22	13	7	2	5	29	45		74	1.10
[3] Purdue	W	28-58	.483	9-24	.375	9-13	.692	10-20	30	14	14	8	2	6	35	39		74	1.19
Penn State		26-55	.473	8-22	.364	7-11	.636	9-21	30	13	14	11	4	6	30	37		67	1.08

MISCELLANEOUS SINGLE-GAME INFORMATION

Date	Opponent	Biggest Lead		Lead Chang.	Ties	--Time In the Lead--			Biggest Run		Paint	Off TO	2nd-ch.	Bench	Starters	Fr.	So.	Jr.	Sr.		
		PU	Opp.			PU	Opp.	Tied	PU	Opp.											
Nov. 9	Bellarmine	36	3	1	1	37:15	1:25	1:20	11	9	22-20	14-11	13-6	29-22	67-45	2	46	15	33		
Nov. 12	Indiana State	30	5	1	1	36:43	2:02	1:15	16	10	42-36	21-14	13-2	21-30	71-37	12	59	4	17		
Nov. 16	Wright State	49	3	1	0	38:42	0:50	0:28	14	6	46-16	22-15	31-3	44-7	52-45	14	44	4	34		
Nov. 20	[18] North Carolina	13	1	2	1	39:08	0:16	0:36	10	7	42-18	19-10	5-21	28-14	65-70	8	33	3	49		
Nov. 21	[5] Villanova	10	11	6	5	18:55	17:54	3:11	9	8	38-18	4-10	16-11	15-17	65-57	12	34	12	22		
Nov. 26	Omaha	58	1	2	0	39:18	0:26	0:16	29	5	48-16	8-9	19-8	49-14	48-26	7	61	6	23		
Nov. 30	Florida State	28	0	0	2	38:18	0:00	1:42	12	7	38-26	12-25	18-15	31-16	62-49	9	49	12	23		
Dec. 3	Iowa	19	1	2	1	35:38	2:17	2:05	7	11	26-34	8-20	10-4	37-29	40-41	2	45	5	25		
Dec. 9	Rutgers	10	7	6	5	19:29	16:32	3:59	11	12	36-28	16-4	22-4	31-5	37-65	0	32	0	36		
Dec. 12	North Carolina State	10	13	1	2	4:45	38:33	1:42	7	8	50-34	14-19	14-9	39-9	43-63	0	46	0	36		
Dec. 18	Butler	36	2	1	1	38:25	0:21	1:14	12	6	26-26	6-8	12-6	25-6	52-42	6	47	6	18		
Dec. 20	Incarnate Word	30	6	1	2	35:54	1:52	2:14	10	7	38-12	20-19	20-5	37-20	42-39	2	44	10	23		
Dec. 29	Nicholls	22	6	6	2	35:45	2:55	1:20	20	6	42-34	16-11	6-24	37-8	67-82	0	64	15	25		
Jan. 3	[23] Wisconsin	7	7	17	6	15:19	20:49	3:52	8	7	28-28	10-12	12-12	29-7	40-67	0	50	0	19		
Jan. 8	Penn State	13	7	8	3	31:49	5:52	2:19	9	9	36-28	16-9	17-10	26-15	48-52	2	35	3	34		
Jan. 14	Nebraska																				
Jan. 17	Illinois																				
Jan. 20	Indiana																				
Jan. 23	Northwestern																				
Jan. 27	Iowa																				
Jan. 30	Ohio State																				
Feb. 2	Minnesota																				
Feb. 5	Michigan																				
Feb. 10	Illinois																				
Feb. 13	Maryland																				
Feb. 16	Northwestern																				
Feb. 20	Rutgers																				
Feb. 26	Michigan State																				
Mar. 1	Wisconsin																				
Mar. 5	Indiana																				
Mar. 9-13	Big Ten Tournament																				
PURDUE TOTALS		58							29				562	206	228	478	799	76	689	95	417
PURDUE AVERAGES													37.5	13.7	15.2	31.9	53.3	5.1	45.9	6.3	27.8
OPPONENT TOTALS		13							12				374	196	140	219	780				
OPPONENT AVERAGES													24.9	13.1	9.3	14.6	52.0				

POINTS-REBOUNDS-ASSISTS (starters in underline>

Date	Opponent	Result	#0 Gillis	#2 Hunter	#3 Furst	#5 Newman	#11 Thomps.	#14 Wulbrun	#15 Edey	#21 Frost	#22 Martin	#23 Ivey	#25 Morton	#34 Barrett	#50 Williams	#55 Stefanovic
Nov. 9	Bellarmine	W, 96-67	DNP	6-1-1	<u>2-9-1</u>	14-1-3	<u>15-1-4</u>	0-1-0	<u>16-9-0</u>	0-0-0	0-0-0	<u>11-5-3</u>	5-4-3	0-0-0	4-7-3	<u>23-2-3</u>
Nov. 12	Indiana State	W, 92-67	DNP	0-1-3	<u>12-8-0</u>	8-1-0	<u>4-1-1</u>	0-0-0	<u>22-10-3</u>	0-0-0	0-0-0	<u>27-8-4</u>	2-1-1	0-1-0	11-8-3	<u>6-1-4</u>
Nov. 16	Wright State	W, 96-52	DNP	2-2-4	<u>14-11-2</u>	15-1-0	<u>0-0-3</u>	2-0-0	<u>18-12-1</u>	2-1-0	0-0-0	<u>8-6-3</u>	3-3-2	0-0-0	20-13-3	<u>12-4-0</u>
Nov. 20	[18] North Carolina	W, 93-84	DNP	6-2-0	<u>8-5-0</u>	0-0-2	<u>3-0-2</u>	DNP	<u>9-3-2</u>	DNP	DNP	<u>22-10-6</u>	2-2-0	DNP	20-4-1	<u>23-2-8</u>
Nov. 21	[5] Villanova	W, 80-74	0-1-0	3-3-1	<u>12-4-1</u>	3-3-0	<u>12-0-0</u>	DNP	<u>21-6-0</u>	DNP	DNP	<u>10-7-7</u>	0-1-0	DNP	9-4-2	<u>10-3-6</u>
Nov. 26	Omaha	W, 97-40	6-5-0	<u>4-1-2</u>	<u>7-9-1</u>	16-5-0	6-3-1	0-0-0	<u>20-6-1</u>	0-2-0	2-1-1	<u>12-2-2</u>	3-3-4	2-0-0	14-10-2	<u>5-4-5</u>
Nov. 30	Florida State	W, 93-65	6-3-0	4-0-2	<u>9-6-1</u>	13-6-2	<u>12-2-1</u>	DNP	<u>12-4-0</u>	DNP	DNP	<u>18-6-2</u>	0-0-4	DNP	8-6-3	<u>11-1-8</u>
Dec. 3	Iowa	W, 77-70	12-3-1	4-1-2	<u>2-7-0</u>	5-0-1	<u>5-1-1</u>	DNP	<u>6-7-0</u>	DNP	DNP	<u>19-2-2</u>	3-0-2	DNP	13-18-3	<u>8-1-2</u>
Dec. 9	Rutgers	L, 68-70	0-1-0	6-2-1	<u>0-0-0</u>	3-2-1	<u>0-2-0</u>	DNP	<u>13-6-1</u>	DNP	DNP	<u>15-1-3</u>	1-3-1	DNP	21-11-1	<u>9-2-2</u>
Dec. 12	North Carolina State	W, 82-72	9-4-0	2-1-0	<u>0-1-1</u>	0-0-0	<u>0-1-2</u>	DNP	<u>9-7-0</u>	DNP	DNP	<u>22-7-2</u>	6-1-2	DNP	22-12-9	<u>12-2-2</u>
Dec. 18	Butler	W, 77-48	6-4-1	0-1-2	<u>6-2-1</u>	1-4-1	<u>6-0-2</u>	0-0-0	14-11-0	0-0-0	0-0-0	<u>22-5-2</u>	4-1-3	0-2-0	<u>10-6-2</u>	<u>8-4-3</u>
Dec. 20	Incarnate Word	W, 79-59	10-3-2	3-2-1	<u>2-7-0</u>	6-5-0	<u>8-2-0</u>	0-0-0	13-9-4	2-0-0	0-0-0	<u>12-5-4</u>	3-0-2	0-1-0	<u>12-8-1</u>	<u>8-1-4</u>
Dec. 29	Nicholls	W, 104-90	<u>10-4-1</u>	2-3-2	DNP	7-4-2	<u>15-2-1</u>	0-0-0	21-5-4	0-0-0	0-0-0	<u>19-2-1</u>	7-2-7	0-0-0	<u>9-11-8</u>	<u>14-2-4</u>
Jan. 3	[23] Wisconsin	L, 69-74	<u>9-4-0</u>	2-1-2	0-0-0	0-0-1	<u>0-3-2</u>	DNP	24-10-2	DNP	DNP	<u>14-3-3</u>	3-6-4	DNP	<u>9-5-2</u>	<u>8-2-3</u>
Jan. 8	Penn State	W, 74-67	<u>14-2-1</u>	0-0-2	2-1-0	DNP	<u>3-1-0</u>	DNP	<u>6-6-1</u>	DNP	DNP	<u>12-7-1</u>	3-0-1	DNP	21-9-2	<u>13-3-6</u>
Jan. 14	Nebraska															
Jan. 17	Illinois															
Jan. 20	Indiana															
Jan. 23	Northwestern															
Jan. 27	Iowa															
Jan. 30	Ohio State															
Feb. 2	Minnesota															
Feb. 5	Michigan															
Feb. 10	Illinois															
Feb. 13	Ohio State															
Feb. 16	Northwestern															
Feb. 20	Rutgers															
Feb. 26	Michigan State															
Mar. 1	Wisconsin															
Mar. 5	Indiana															
Mar. 9-13	Big Ten Tournament															

INSIDE THE NUMBERS					PURDUE'S RECORD WHEN...											
10+ POINTS			2022	CAREER	CONSECUTIVE GAMES WITH A 3-PT			FIRST SUB	2022	CAREER	Category	2021-22	Painter	Str.		
Trevion Williams	10 (9-1)	52 (32-20)			Sasha Stefanovic	16		Trevion Williams	10	27	All Games	13-2	368-186	W-1		
Sasha Stefanovic	8 (8-0)	31 (26-5)			Jaden Ivey	12		Eric Hunter Jr.	6	25	At Home	8-1	230-42	L-1		
Eric Hunter Jr.		31 (22-9)			Mason Gillis	4		Zach Edey	3	25	On Road	1-1	78-93	W-1		
Jaden Ivey	14 (12-2)	28 (22-6)			Isaiah Thompson	1		Isaiah Thompson	2	19	At Neutral Sites	4-0	60-51	W-4		
Zach Edey	11 (9-2)	22 (16-6)						Ethan Morton	3	6	vs. Big Ten Foes	2-2	193-125	W-1		
Brandon Newman	4 (4-0)	16 (13-3)			CONSECUTIVE FREE THROWS MADE			Sasha Stefanovic		5	Big Ten Regular-Season	2-2	182-111	W-1		
Isaiah Thompson	4 (4-0)	14 (9-5)			Mason Gillis	21		Mason Gillis	1	3	Big Ten Tournament		11-14	L-3		
Mason Gillis	4 (4-0)	8 (8-0)			Isaiah Thompson	9		Jaden Ivey		3	At Home	1-1	113-33	L-1		
Caleb Furst	3 (3-0)	3 (3-0)			Matt Frost	2					On Road	1-1	69-78	W-1		
					Ethan Morton	2					At Neutral Site		11-14	L-3		
20+ POINTS	2022	CAREER			Trevion Williams	2		FIRST POINTS	2P	3P	FT	No.	vs. Non-Conference Foes	11-0	175-61	W-11
Trevion Williams	5 (4-1)	14 (8-6)			Jared Wulbrun	2		Zach Edey	7				At Home	7-0	117-9	W-14
Zach Edey	5 (4-1)	7 (6-1)			Brandon Newman	1		Sasha Stefanovic	2	1	1	4	On Road		9-16	L-1
Jaden Ivey	4 (4-0)	6 (5-1)			TEAM	4		Jaden Ivey	2				At Neutral Site	4-0	49-36	W-4
Sasha Stefanovic	2 (2-0)	6 (5-1)						Caleb Furst	1				vs. Ranked Opponent	2-1	56-89	L-1
Brandon Newman		2 (2-0)						Trevion Williams	1				vs. Unranked Opponent	11-1	312-97	W-5
													In Overtime	1-0	13-18	W-1
30+ POINTS	2022	CAREER			OPENING TIPS	WON	LOST						Leading at Halftime	11-0	301-51	W-16
Trevion Williams		2 (1-1)			Zach Edey	8 (7-1)	3 (3-0)						Trailing at Halftime	2-2	53-124	L-1
					Trevion Williams	1 (1-0)	3 (2-1)						Tied at Halftime		13-12	W-1
10+ REBOUNDS	2022	CAREER			TOTALS	9 (8-1)	6 (5-1)						Games Decided by 1-9 Pts.	4-2	128-109	W-1
Trevion Williams	6 (5-1)	30 (15-15)											3 Points or Less	0-1	41-34	L-2
Zach Edey	4 (3-1)	5 (4-1)			DUNKS	2022	CAREER						4-6 Points	1-1	39-35	L-1
Caleb Furst	1 (1-0)	1 (1-0)			Zach Edey	29	63						7-9 Points	3-0	48-40	W-3
Jaden Ivey	1 (1-0)	1 (1-0)			Jaden Ivey	17	24						Games Decided by 10+ Pts.	9-0	240-77	W-13
					Trevion Williams	12	38						10-19 Points	2-0	122-61	W-5
20+ REBOUNDS	2022	CAREER			Caleb Furst	8	8						20-Plus Points	7-0	118-16	W-11
Trevion Williams		1 (0-1)			Eric Hunter Jr.	1	5						Purdue Shoots 48% or Better	11-0	176-17	W-16
					Brandon Newman		3						Purdue Shoots Less Than 48%	2-2	192-169	L-1
DOUBLE-DOUBLES	2022	CAREER			Sasha Stefanovic	1	1						Opp. Shoots 48% or Better	0-1	31-76	L-8
Trevion Williams	5 (4-1)	26 (11-15)			TOTALS	68							Opp. Shoots Less Than 48%	13-1	337-110	W-1
Zach Edey	4 (3-1)	5 (4-1)			AND-ONES	CHANCES	PCT.						Purdue Shoots Better Than Opp.	13-0	303-42	W-29
Caleb Furst	1 (1-0)	1 (1-0)			Caleb Furst	2-2	1.000						Opp. Shoots Better / Equal %	0-2	65-144	L-5
Jaden Ivey	1 (1-0)	1 (1-0)			Mason Gillis	2-2	1.000						Purdue Outrebounds Opp.	11-2	273-77	L-1
					Ethan Morton	2-2	1.000									

PURDUE / OPPONENT STATISTICAL BREAKDOWNS																								
All Games	Record	FG	FGA	Pct.	3P	3PA	Pct.	FT	FTA	Pct.	Off.	Def.	Avg.	F	DQ	Ast.	TO	Blk.	Stl.	1st	2nd	OT	Avg.	
All Games	13-2	445	878	.507	149	365	.408	238	327	.728	183	429	40.8	214	1	278	179	58	81	623	638	16	85.1	
		372	908	.410	127	394	.322	128	186	.688	132	287	27.9	293	11	194	161	30	81	437	556	6	66.6	
Home	8-1	272	532	.511	97	226	.429	162	223	.726	119	274	43.7	118	0	181	115	37	47	415	388	0	89.2	
		219	557	.393	75	246	.305	71	99	.717	76	166	26.9	188	8	114	96	12	48	251	333	0	64.9	
Away	1-1	53	119	.445	16	50	.320	20	29	.690	26	39	32.5	31	0	24	20	4	14	70	72	0	71.0	
		51	103	.495	15	36	.417	20	29	.690	14	43	28.5	32	0	32	27	6	14	66	71	0	68.5	
Neutral	4-0	120	227	.529	36	89	.404	56	75	.747	38	116	38.5	65	1	73	44	17	20	138	178	16	83.0	
		102	248	.411	37	112	.330	37	58	.638	42	78	30.0	73	3	48	38	12	19	120	152	6	69.5	
Big Ten Reg-Seas.	Record	FG	FGA	Pct.	3P	3PA	Pct.	FT	FTA	Pct.	Off.	Def.	Avg.	F	DQ	Ast.	TO	Blk.	Stl.	1st	2nd	OT	Avg.	
All Games	2-2	97	225	.431	32	89	.360	62	90	.689	47	100	36.8	66	0	57	49	6	21	133	155	0	72.0	
		103	225	.458	26	81	.321	49	70	.700	29	92	30.3	83	4	57	43	8	25	121	160	0	70.3	
Home	1-1	44	106	.415	16	39	.410	42	61	.689	21	61	41.0	35	0	33	29	2	7	63	83	0	73.0	
		52	122	.426	11	45	.244	29	41	.707	15	49	32.0	51	4	25	16	2	11	55	89	0	72.0	
Away	1-1	53	119	.445	16	50	.320	20	29	.690	26	39	32.5	31	0	24	20	4	14	70	72	0	71.0	
		51	103	.495	15	36	.417	20	29	.690	14	43	28.5	32	0	32	27	6	14	66	71	0	68.5	
Current Streak	Streak	FG	FGA	Pct.	3P	3PA	Pct.	FT	FTA	Pct.	Off.	Def.	Reb.	F	DQ	Ast.	TO	Blk.	Stl.	1st	2nd	OT	Avg.	
Overall	Win-1	28	58	.483	9	24	.375	9	13	.692	10	20	30.0	14	0	14	8	2	6	35	39	0	74.0	
		26	55	.473	8	22	.364	7	11	.636	9	21	30.0	13	0	14	11	4	6	30	37	0	67.0	
Month	Record	FG	FGA	Pct.	3P	3PA	Pct.	FT	FTA	Pct.	Off.	Def.	Avg.	F	DQ	Ast.	TO	Blk.	Stl.	1st	2nd	OT	Avg.	
November	7-0	226	415	.545	76	172	.442	119	156	.763	86	212	42.6	90	0	138	87	29	41	324	323	0	92.4	
		167	435	.384	61	202	.302	54	73	.740	64	122	26.6	128	4	85	77	11	35	201	248	0	64.1	
December	5-1	168	349	.481	56	149	.376	95	134	.709	74	170	40.7	93	1	107	72	27	32	240	231	16	81.2	
		152	358	.425	52	146	.356	53	83	.639	50	119	28.2	130	4	82	66	13	35	177	226	6	68.2	
January	1-1	51	114	.447	17	44	.386	24	37	.649	23	47	35.0	31	0	33	20	2	8	59	84	0	71.5	
		53	115	.461	14	46	.304	21	30	.700	18	46	32.0	35	3	27	18	6	11	59	82	0	70.5	
February																								
March																								
April																								
vs. Ranked / UR	Record	FG	FGA	Pct.	3P	3PA	Pct.	FT	FTA	Pct.	Off.	Def.	Avg.	F	DQ	Ast.	TO	Blk.	Stl.	1st	2nd	OT	Avg.	
Ranked Teams	2-1	86	172	.500	28	66	.424	42	60	.700	29	80	36.3	51	0	57	32	3	12	96	146	0	80.7	
		84	187	.449	31	87	.356	33	48	.688	31	66	32.3	57	5	41	25	9	12	97	135	0	77.3	
Unranked Teams	11-1	359	706	.508	121	299	.405	196	267	.734	154	349	41.9	163	1	221	147	55	69	527	492	16	86.3	
		288	721	.399	96	307	.313	95	138	.688	101	221	26.8	236	6	153	136	21	69	340	421	6	63.9	
Results	Record	FG	FGA	Pct.	3P	3PA	Pct.	FT	FTA	Pct.	Off.	Def.	Avg.	F	DQ	Ast.	TO	Blk.	Stl.	1st	2nd	OT	Avg.	
Wins	13-0	397	761	.522	134	319	.420	212	287	.739	154	383	41.3	180	1	249	155	56	71	564	560	16	87.7	
		320	800	.400	114	356	.320	101	149	.678	118	240	27.5	252	8	163	138	26	68	372	477	6	65.8	
Losses	0-2	48	117	.410	15	46	.326	26	40	.650	29	46	37.5	34	0	29	24	2	10	59	78	0	68.5	
		52	108	.481	13	38	.342	27	37	.730	14	47	30.5	41	3	31	23	4	13	65	79	0	72.0	
5-Game	Record	FG	FGA	Pct.	3P	3PA	Pct.	FT	FTA	Pct.	Off.	Def.	Reb.	F	DQ	Ast.	TO	Blk.	Stl.	1st	2nd	OT	Avg.	
Games 1-5	5-0	157	297	.529	55	130	.423	88	118	.746	62	147	41.8	76	0	96	62	18	32	224	233	0	91.4	
		124	309	.401	48	150	.320	48	65	.738	45	94	27.8	97	3	65	55	8	22	152	192	0	68.8	
Games 6-10	4-1	145	289	.502	41	108	.380	86	116	.741	59	150	41.8	65	0	84	68	24	28	201	200	16	83.4	
		119	298	.399	33	108	.306	46	63	.730	37	97	26.8	102	3	60	60	8	34	142	169	6	63.4	
Games 11-15	4-1	143	292	.490	53	127	.417	64	93	.688	62	132	38.8	73	1	98	49	16	21	198	205	0	80.6	
		129	301	.429	46	136	.338	34	58	.586	50	96	29.2	94	5	69	46	14	25	143	195	0	67.6	
Games 16-20																								
Games 21-25																								
Games 26-30																								
Games 31-35																								
Games 36-40																								
Postseason	Record	FG	FGA	Pct.	3P	3PA	Pct.	FT	FTA	Pct.	Off.	Def.	Reb.	F	DQ	Ast.	TO	Blk.	Stl.	1st	2nd	OT	Avg.	
Overall																								
Big Ten																								
NCAA																								

INDIVIDUAL GAME-BY-GAME STATISTICS

PURDUESPORTS.COM | @BOILERBALL

INDIVIDUAL GAME-BY-GAME STATISTICS

#11 | ISAIAH THOMPSON

Date	Opponent	Min.	FG	3FG	FT	O-D-T	PF	A	TO	B	S	Pts.
N9	• Bellarmine	24	5-9	5-8	0-0	0-1-1	1	4	0	0	0	15
N12	• Indiana State	21	1-3	1-3	1-3	0-1-1	2	1	0	0	0	4
N16	• Wright State	21	0-3	0-2	0-0	0-0-0	0	3	0	0	0	0
N20	• vs. [18] North Carolina	16	1-2	1-2	0-0	0-0-0	2	2	0	0	0	3
N21	• vs. [5] Villanova	21	4-5	4-5	0-0	0-0-0	2	0	2	0	0	12
N26	• Omaha	19	2-3	1-1	1-1	0-3-3	1	1	1	0	0	6
N30	• Florida State	22	4-4	2-2	2-2	1-1-2	0	1	1	0	1	12
D3	• Iowa	16	0-0	0-0	5-6	1-0-1	0	1	1	0	0	5
D9	• at Rutgers	14	0-2	0-2	0-0	0-2-2	1	0	0	0	0	0
D12	• vs. North Carolina State	15	0-1	0-1	0-0	1-0-1	2	2	0	0	2	0
D18	• vs. Butler	20	2-6	2-4	0-0	0-0-0	1	2	2	0	0	6
D20	• Incarnate Word	20	2-6	2-5	2-2	2-0-2	1	0	0	0	0	8
D29	• Nicholls	21	5-7	3-5	2-2	0-2-2	2	1	0	0	0	15
J3	• Wisconsin	20	0-2	0-2	0-0	1-2-3	1	2	1	0	0	0
J8	• at Penn State	25	1-4	1-4	0-0	1-0-1	0	0	0	0	0	3
J14	Nebraska											
J17	at Illinois											
J20	at Indiana											
J23	Northwestern											
J27	at Iowa											
J30	Ohio State											
F2	at Minnesota											
F5	Michigan											
F10	Illinois											
F13	Maryland											
F16	at Northwestern											
F20	Rutgers											
F26	at Michigan State											
M1	at Wisconsin											
M5	Indiana											
M9-13	Big Ten Tournament											

#14 | JARED WULBRUN

Date	Opponent	Min.	FG	3FG	FT	O-D-T	PF	A	TO	B	S	Pts.
N9	Bellarmine	2	0-0	0-0	0-0	0-1-1	0	0	0	0	0	0
N12	Indiana State	2	0-0	0-0	0-0	0-0-0	0	0	0	0	0	0
N16	Wright State	2	0-1	0-1	2-2	0-0-0	0	0	0	0	0	2
N20	vs. [18] North Carolina					-- DID NOT PLAY --						
N21	vs. [5] Villanova					-- DID NOT PLAY --						
N26	Omaha	3	0-1	0-0	0-0	0-0-0	0	0	0	0	0	0
N30	Florida State					-- DID NOT PLAY --						
D3	Iowa					-- DID NOT PLAY --						
D9	at Rutgers					-- DID NOT PLAY --						
D12	vs. North Carolina State					-- DID NOT PLAY --						
D18	vs. Butler	2	0-0	0-0	0-0	0-0-0	0	0	0	0	0	0
D20	Incarnate Word	3	0-0	0-0	0-0	0-0-0	0	0	0	0	0	0
D29	Nicholls	1	0-0	0-0	0-0	0-0-0	0	0	0	0	0	0
J3	Wisconsin					-- DID NOT PLAY --						
J8	at Penn State					-- DID NOT PLAY --						
J14	Nebraska											
J17	at Illinois											
J20	at Indiana											
J23	Northwestern											
J27	at Iowa											
J30	Ohio State											
F2	at Minnesota											
F5	Michigan											
F10	Illinois											
F13	Maryland											
F16	at Northwestern											
F20	Rutgers											
F26	at Michigan State											
M1	at Wisconsin											
M5	Indiana											
M9-13	Big Ten Tournament											

#15 | ZACH EDEY

Date	Opponent	Min.	FG	3FG	FT	O-D-T	PF	A	TO	B	S	Pts.
N9	• Bellarmine	22	4-5	0-0	8-10	5-4-9	1	0	3	1	0	16
N12	• Indiana State	18	8-9	0-0	6-7	4-6-10	2	3	1	3	0	22
N16	• Wright State	18	8-12	0-0	2-3	5-7-12	2	1	3	2	2	18
N20	• vs. [18] North Carolina	18	4-7	0-0	1-2	0-3-3	3	2	4	0	0	9
N21	• vs. [5] Villanova	20	9-12	0-0	3-3	3-3-6	2	0	1	0	0	21
N26	• Omaha	16	6-7	0-0	8-8	0-6-6	0	1	1	3	1	20
N30	• Florida State	19	6-9	0-0	0-1	3-1-4	1	0	0	1	0	12
D3	• Iowa	16	2-4	0-0	2-3	2-5-7	3	0	3	1	1	6
D9	• at Rutgers	16	5-8	0-0	3-5	3-3-6	2	1	3	1	0	13
D12	• vs. North Carolina State	12	4-7	0-0	1-3	1-6-7	0	0	2	2	0	9
D18	vs. Butler	20	6-8	0-0	2-2	2-9-11	1	0	1	2	0	14
D20	Incarnate Word	15	6-7	0-0	1-4	6-3-9	3	4	2	1	0	13
D29	Nicholls	16	7-8	0-0	7-9	2-3-5	2	4	0	2	1	21
J3	Wisconsin	20	10-17	0-0	4-8	5-5-10	3	2	4	0	0	24
J8	• at Penn State	10	3-4	0-0	0-0	1-5-6	4	1	2	0	0	6
J14	Nebraska											
J17	at Illinois											
J20	at Indiana											
J23	Northwestern											
J27	at Iowa											
J30	Ohio State											
F2	at Minnesota											
F5	Michigan											
F10	Illinois											
F13	Maryland											
F16	at Northwestern											
F20	Rutgers											
F26	at Michigan State											
M1	at Wisconsin											
M5	Indiana											
M9-13	Big Ten Tournament											

#21 | MATT FROST

Date	Opponent	Min.	FG	3FG	FT	O-D-T	PF	A	TO	B	S	Pts.
N9	Bellarmine	2	0-0	0-0	0-0	0-0-0	0	0	0	0	0	0
N12	Indiana State	2	0-0	0-0	0-0	0-0-0	0	0	0	0	0	0
N16	Wright State	2	1-1	0-0	0-0	1-0-1	1	0	0	0	1	2
N20	vs. [18] North Carolina					-- DID NOT PLAY --						
N21	vs. [5] Villanova					-- DID NOT PLAY --						
N26	Omaha	3	0-3	0-0	0-0	2-0-2	0	0	0	0	0	0
N30	Florida State					-- DID NOT PLAY --						
D3	Iowa					-- DID NOT PLAY --						
D9	at Rutgers					-- DID NOT PLAY --						
D12	vs. North Carolina State					-- DID NOT PLAY --						
D18	vs. Butler	2	0-0	0-0	0-0	0-0-0	0	0	0	0	0	0
D20	Incarnate Word	3	0-0	0-0	2-2	0-0-0	0	0	0	0	0	2
D29	Nicholls	1	0-1	0-0	0-0	0-0-0	1	0	0	0	0	0
J3	Wisconsin					-- DID NOT PLAY --						
J8	at Penn State					-- DID NOT PLAY --						
J14	Nebraska											
J17	at Illinois											
J20	at Indiana											
J23	Northwestern											
J27	at Iowa											
J30	Ohio State											
F2	at Minnesota											
F5	Michigan											
F10	Illinois											
F13	Maryland											
F16	at Northwestern											
F20	Rutgers											
F26	at Michigan State											
M1	at Wisconsin											
M5	Indiana											
M9-13	Big Ten Tournament											

GAME 16 // [7] PURDUE vs. NEBRASKA // JANUARY 14, 2022

INDIVIDUAL GAME-BY-GAME STATISTICS														
#22 CHASE MARTIN														
Date	Opponent	Min.	FG	3FG	FT	O-D-T	PF	A	TO	B	S	Pts.		
N9	Bellarmine	2	0-0	0-0	0-0	0-0-0	1	0	0	0	0	0		
N12	Indiana State	2	0-0	0-0	0-2	0-0-0	0	0	0	0	1	0		
N16	Wright State	2	0-0	0-0	0-0	0-0-0	1	0	1	0	0	0		
N20	vs. [18] North Carolina					-- DID NOT PLAY --								
N21	vs. [5] Villanova					-- DID NOT PLAY --								
N26	Omaha	3	1-1	0-0	0-1	0-1-1	0	1	1	0	0	2		
N30	Florida State					-- DID NOT PLAY --								
D3	Iowa					-- DID NOT PLAY --								
D9	at Rutgers					-- DID NOT PLAY --								
D12	vs. North Carolina State					-- DID NOT PLAY --								
D18	vs. Butler	2	0-3	0-0	0-0	0-0-0	1	0	0	0	0	0		
D20	Incarnate Word	2	0-0	0-0	0-0	0-0-0	0	0	0	0	0	0		
D29	Nicholls	1	0-1	0-0	0-0	0-0-0	0	0	0	0	0	0		
J3	Wisconsin					-- DID NOT PLAY --								
J8	at Penn State					-- DID NOT PLAY --								
J14	Nebraska													
J17	at Illinois													
J20	at Indiana													
J23	Northwestern													
J27	at Iowa													
J30	Ohio State													
F2	at Minnesota													
F5	Michigan													
F10	Illinois													
F13	Maryland													
F16	at Northwestern													
F20	Rutgers													
F26	at Michigan State													
M1	at Wisconsin													
M5	Indiana													
M9-13	Big Ten Tournament													

#25 ETHAN MORTON														
Date	Opponent	Min.	FG	3FG	FT	O-D-T	PF	A	TO	B	S	Pts.		
N9	Bellarmine	18	2-3	0-0	1-1	1-3-4	1	3	0	0	4	5		
N12	Indiana State	16	1-2	0-0	0-0	0-1-1	2	1	1	0	2	2		
N16	Wright State	19	1-3	1-2	0-0	0-3-3	2	2	0	2	1	3		
N20	vs. [18] North Carolina	16	1-4	0-1	0-0	0-2-2	2	0	0	0	0	2		
N21	vs. [5] Villanova	8	0-0	0-0	0-0	0-1-1	1	0	0	0	0	0		
N26	Omaha	17	1-2	1-1	0-0	0-3-3	0	4	0	0	0	3		
N30	Florida State	12	0-1	0-1	0-0	0-0-0	0	4	2	0	1	0		
D3	Iowa	9	1-2	1-1	0-0	0-0-0	0	2	0	0	0	3		
D9	at Rutgers	24	0-2	0-1	1-2	2-1-3	1	1	0	0	0	1		
D12	vs. North Carolina State	24	2-2	0-0	2-2	0-1-1	1	2	0	0	0	6		
D18	vs. Butler	19	1-1	1-1	1-2	0-1-1	0	3	1	0	1	4		
D20	Incarnate Word	19	1-1	1-1	0-0	0-0-0	1	2	2	0	0	3		
D29	Nicholls	22	3-5	0-1	1-1	0-2-2	2	7	0	0	0	7		
J3	Wisconsin	20	1-2	1-1	0-0	0-6-6	4	4	0	0	2	3		
J8	at Penn State	17	0-3	0-2	3-4	0-0-0	0	1	0	0	2	3		
J14	Nebraska													
J17	at Illinois													
J20	at Indiana													
J23	Northwestern													
J27	at Iowa													
J30	Ohio State													
F2	at Minnesota													
F5	Michigan													
F10	Illinois													
F13	Maryland													
F16	at Northwestern													
F20	Rutgers													
F26	at Michigan State													
M1	at Wisconsin													
M5	Indiana													
M9-13	Big Ten Tournament													

#23 JADEN IVEY														
Date	Opponent	Min.	FG	3FG	FT	O-D-T	PF	A	TO	B	S	Pts.		
N9	• Bellarmine	25	4-11	1-5	2-3	0-5-5	1	3	4	0	2	11		
N12	• Indiana State	29	10-13	2-4	5-7	2-6-8	2	4	3	0	2	27		
N16	• Wright State	23	2-8	0-3	4-5	0-6-6	2	3	3	0	1	8		
N20	• vs. [18] North Carolina	35	7-17	2-6	4-5	0-10-10	1	6	1	0	2	22		
N21	• vs. [5] Villanova	33	3-9	2-4	2-2	1-6-7	4	7	1	1	0	10		
N26	• Omaha	19	5-6	2-2	0-0	1-1-2	3	2	1	0	2	12		
N30	• Florida State	29	7-11	4-6	0-0	1-5-6	0	2	3	2	1	18		
D3	• Iowa	30	7-13	1-5	4-7	0-2-2	3	2	1	0	2	19		
D9	• at Rutgers	34	5-9	2-5	3-4	0-1-1	3	3	3	0	3	15		
D12	• vs. North Carolina State	40	7-16	2-6	6-9	0-7-7	3	2	2	3	0	22		
D18	• vs. Butler	24	7-10	6-6	2-2	0-5-5	0	2	3	0	1	22		
D20	• Incarnate Word	19	5-10	1-4	1-1	0-5-5	0	4	2	0	1	12		
D29	• Nicholls	29	5-9	3-6	6-8	0-2-2	1	1	4	1	0	19		
J3	• Wisconsin	28	3-9	2-5	6-8	0-3-3	3	3	2	0	0	14		
J8	• at Penn State	37	5-15	2-6	0-2	1-6-7	0	1	1	1	2	12		
J14	Nebraska													
J17	at Illinois													
J20	at Indiana													
J23	Northwestern													
J27	at Iowa													
J30	Ohio State													
F2	at Minnesota													
F5	Michigan													
F10	Illinois													
F13	Maryland													
F16	at Northwestern													
F20	Rutgers													
F26	at Michigan State													
M1	at Wisconsin													
M5	Indiana													
M9-13	Big Ten Tournament													

#34 CARSON BARRETT														
Date	Opponent	Min.	FG	3FG	FT	O-D-T	PF	A	TO	B	S	Pts.		
N9	Bellarmine	2	0-0	0-0	0-0	0-0-0	0	0	1	0	0	0		
N12	Indiana State	2	0-1	0-0	0-0	1-0-1	0	0	0	0	0	0		
N16	Wright State	2	0-1	0-1	0-0	0-0-0	0	0	2	0	0	0		
N20	vs. [18] North Carolina					-- DID NOT PLAY --								
N21	vs. [5] Villanova					-- DID NOT PLAY --								
N26	Omaha	3	1-1	0-0	0-1	0-0-0	1	0	0	0	0	2		
N30	Florida State					-- DID NOT PLAY --								
D3	Iowa					-- DID NOT PLAY --								
D9	at Rutgers					-- DID NOT PLAY --								
D12	vs. North Carolina State					-- DID NOT PLAY --								
D18	vs. Butler					-- DID NOT PLAY --								
D20	Incarnate Word	3	0-1	0-1	0-0	0-1-1	0	0	0	0	0	0		
D29	Nicholls	1	0-0	0-0	0-0	0-0-0	1	0	0	0	0	0		
J3	Wisconsin					-- DID NOT PLAY --								
J8	at Penn State					-- DID NOT PLAY --								
J14	Nebraska													
J17	at Illinois													
J20	at Indiana													
J23	Northwestern													
J27	at Iowa													
J30	Ohio State													
F2	at Minnesota													
F5	Michigan													
F10	Illinois													
F13	Maryland													
F16	at Northwestern													
F20	Rutgers													
F26	at Michigan State													
M1	at Wisconsin													
M5	Indiana													
M9-13	Big Ten Tournament													

PURDUESPORTS.COM | @BOILERBALL

INDIVIDUAL GAME-BY-GAME STATISTICS

#50 | TREVION WILLIAMS

Date	Opponent	Min.	FG	3FG	FT	O-D-T	PF	A	TO	B	S	Pts.
N9	Bellarmine	15	1-1	0-0	2-2	4-3-7	2	3	2	1	0	4
N12	Indiana State	20	3-6	1-1	4-6	2-6-8	2	3	3	4	1	11
N16	Wright State	20	8-11	0-1	4-7	7-6-13	3	3	4	0	2	20
N20	vs. [18] North Carolina	13	8-10	0-0	4-7	1-3-4	4	1	2	0	1	20
N21	vs. [5] Villanova	20	4-8	0-0	1-2	2-2-4	4	2	2	0	3	9
N26	Omaha	21	7-11	0-1	0-0	1-9-10	0	2	3	0	1	14
N30	Florida State	21	4-7	0-0	0-0	2-4-6	0	3	3	0	1	8
D3	Iowa	24	4-12	1-1	4-8	1-17-18	2	3	2	0	1	13
D9	at Rutgers	23	9-17	0-1	3-3	6-5-11	3	1	1	0	1	21
D12	vs. North Carolina State	33	10-14	0-0	2-5	4-8-12	1	9	3	4	2	22
D18	vs. Butler	18	5-6	0-1	0-0	3-3-6	4	2	1	1	0	10
D20	Incarnate Word	17	5-7	0-0	2-4	4-4-8	1	1	1	0	1	12
D29	Nicholls	22	4-8	0-0	1-2	3-8-11	1	8	0	1	1	9
J3	Wisconsin	20	3-8	1-1	2-4	3-2-5	3	2	0	0	0	9
J8	at Penn State	21	9-12	0-0	3-4	6-3-9	4	2	2	1	0	21
J14	Nebraska											
J17	at Illinois											
J20	at Indiana											
J23	Northwestern											
J27	at Iowa											
J30	Ohio State											
F2	at Minnesota											
F5	Michigan											
F10	Illinois											
F13	Maryland											
F16	at Northwestern											
F20	Rutgers											
F26	at Michigan State											
M1	at Wisconsin											
M5	Indiana											
M9-13	Big Ten Tournament											

#55 | SASHA STEFANOVIC

Date	Opponent	Min.	FG	3FG	FT	O-D-T	PF	A	TO	B	S	Pts.
N9	Bellarmine	24	6-8	5-6	6-7	0-2-2	2	3	0	0	0	23
N12	Indiana State	27	2-7	2-5	0-0	0-1-1	1	4	2	0	0	6
N16	Wright State	25	4-8	4-8	0-0	0-4-4	1	0	1	0	1	12
N20	vs. [18] North Carolina	35	7-13	5-11	4-4	0-2-2	1	8	1	0	0	23
N21	vs. [5] Villanova	33	3-10	2-7	2-2	0-3-3	1	6	2	0	1	10
N26	Omaha	20	1-4	1-3	2-3	0-4-4	1	5	3	0	0	5
N30	Florida State	22	3-8	3-7	2-2	0-1-1	2	8	1	0	0	11
D3	Iowa	29	2-6	1-3	3-3	0-1-1	3	2	1	0	0	8
D9	at Rutgers	29	3-10	2-7	1-2	0-2-2	3	2	1	0	0	9
D12	vs. North Carolina State	29	3-7	2-6	4-4	0-2-2	3	2	2	0	0	12
D18	vs. Butler	22	2-3	2-3	2-2	0-4-4	1	3	0	0	0	8
D20	Incarnate Word	20	3-6	2-5	0-0	0-1-1	1	4	0	0	2	8
D29	Nicholls	25	5-11	4-9	0-0	1-1-2	0	4	3	0	1	14
J3	Wisconsin	37	2-8	1-5	3-4	0-2-2	2	3	1	0	0	8
J8	at Penn State	39	5-12	3-8	0-0	0-3-3	2	6	1	0	0	13
J14	Nebraska											
J17	at Illinois											
J20	at Indiana											
J23	Northwestern											
J27	at Iowa											
J30	Ohio State											
F2	at Minnesota											
F5	Michigan											
F10	Illinois											
F13	Maryland											
F16	at Northwestern											
F20	Rutgers											
F26	at Michigan State											
M1	at Wisconsin											
M5	Indiana											
M9-13	Big Ten Tournament											

PURDUE TEAM GAME-BY-GAME

Date	Opponent	Min.	FG	3FG	FT	O-D-T	PF	A	TO	B	S	Pts.
N9	Bellarmine	200	28-56	16-36	24-29	15-27-42	13	21	13	3	7	96
N12	Indiana State	200	31-58	8-20	22-32	12-30-42	14	19	12	8	6	92
N16	Wright State	200	35-67	11-28	15-21	19-37-56	15	18	17	4	9	96
N20	vs. [18] North Carolina	200	34-61	10-23	15-22	4-27-31	16	21	9	2	6	93
N21	vs. [5] Villanova	200	29-55	10-23	12-14	12-26-38	18	17	11	1	4	80
N26	Omaha	200	34-59	9-17	20-24	14-39-53	6	19	12	6	4	97
N30	Florida State	200	35-59	12-25	11-14	10-26-36	8	23	13	5	5	93
D3	Iowa	200	21-50	8-19	27-37	8-34-42	18	14	17	2	5	77
D9	at Rutgers	200	25-61	7-26	11-16	16-19-35	17	10	11	2	8	68
D12	vs. North Carolina State	225	30-60	5-21	17-25	11-32-43	16	18	14	9	6	82
D18	vs. Butler	200	27-51	11-22	12-14	11-31-42	15	17	10	5	4	77
D20	Incarnate Word	200	30-66	11-32	8-15	19-27-46	14	18	11	3	6	79
D29	Nicholls	200	35-61	14-29	20-27	9-27-36	13	30	8	6	3	104
J3	Wisconsin	200	23-56	8-20	15-24	13-27-40	17	19	12	0	2	69
J8	at Penn State	200	28-58	9-24	9-13	10-20-30	14	14	8	2	6	74
J14	Nebraska											
J17	at Illinois											
J20	at Indiana											
J23	Northwestern											
J27	at Iowa											
J30	Ohio State											
F2	at Minnesota											
F5	Michigan											
F10	Illinois											
F13	Maryland											
F16	at Northwestern											
F20	Rutgers											
F26	at Michigan State											
M1	at Wisconsin											
M5	Indiana											
M9-13	Big Ten Tournament											

OPPONENT GAME-BY-GAME

Date	Opponent	Min.	FG	3FG	FT	O-D-T	PF	A	TO	B	S	Pts.
N9	Bellarmine	200	24-59	12-35	7-8	7-15-22	20	15	10	1	5	67
N12	Indiana State	200	25-64	6-26	11-14	10-21-31	25	14	12	0	4	67
N16	Wright State	200	18-59	5-26	11-14	6-17-23	17	8	15	0	6	52
N20	vs. [18] North Carolina	200	31-69	12-29	10-12	12-25-37	20	13	14	5	3	84
N21	vs. [5] Villanova	200	26-58	13-34	9-17	10-16-26	15	15	4	2	4	74
N26	Omaha	200	17-63	5-28	1-2	8-14-22	14	8	9	2	6	40
N30	Florida State	200	26-63	8-24	5-6	11-14-25	17	12	13	1	7	65
D3	Iowa	200	25-62	5-21	15-22	6-24-30	29	12	9	0	6	70
D9	at Rutgers	200	25-48	7-14	13-18	5-22-27	19	18	15	2	7	70
D12	vs. North Carolina State	225	26-62	8-21	12-15	7-23-30	24	10	13	3	7	72
D18	vs. Butler	200	19-59	4-28	6-14	13-14-27	15	10	7	2	5	48
D20	Incarnate Word	200	22-54	12-27	3-5	5-18-23	17	14	11	2	5	59
D29	Nicholls	200	35-73	16-35	4-9	14-18-32	27	18	10	4	4	90
J3	Wisconsin	200	27-60	6-24	14-19	9-25-34	22	13	7	2	5	74
J8	at Penn State	200	26-55	8-22	7-11	9-21-30	13	14	11	4	6	67
J14	Nebraska											
J17	at Illinois											
J20	at Indiana											
J23	Northwestern											
J27	at Iowa											
J30	Ohio State											
F2	at Minnesota											
F5	Michigan											
F10	Illinois											
F13	Maryland											
F16	at Northwestern											
F20	Rutgers											
F26	at Michigan State											
M1	at Wisconsin											
M5	Indiana											
M9-13	Big Ten Tournament											

INDIVIDUAL CAREER STATISTICS

BARRETT, Carson

				Field Goals		3-Point		F-Throws		Rebounds									Scoring	
SEASON	TEAM	GP-GS	MIN/AVG	FG-FGA	FG%	3FG-3FGA	3FG%	FT-FTA	FT%	OFF	DEF	TOT	AVG	PF-FO	A	TO	BLK	STL	PTS	AVG
2020-21	Purdue	1-0	2/1.8	0-0	.000	0-0	.000	1-2	.500	0	1	1	1.0	0-0	0	0	0	0	1	1.0
2021-22	Purdue	7-0	17/2.4	1-5	.200	0-2	.000	0-1	.000	2	2	4	0.6	2-0	0	3	0	0	2	0.3
TOTAL		8-0	19/2.4	1-5	.200	0-2	.000	1-3	.333	2	3	5	0.6	2-0	0	3	0	0	3	0.4

EDEY, Zach

				Field Goals		3-Point		F-Throws		Rebounds									Scoring	
SEASON	TEAM	GP-GS	MIN/AVG	FG-FGA	FG%	3FG-3FGA	3FG%	FT-FTA	FT%	OFF	DEF	TOT	AVG	PF-FO	A	TO	BLK	STL	PTS	AVG
2020-21	Purdue	28-2	408/14.6	89-149	.597	0-0	.000	65-91	.714	48	76	124	4.4	64-1	10	38	30	4	243	8.7
2021-22	Purdue	15-11	258/17.2	88-124	.710	0-0	.000	48-68	.706	42	69	111	7.4	29-0	19	30	19	5	224	14.9
TOTAL		43-13	666/15.5	177-273	.648	0-0	.000	113-159	.711	90	145	235	5.5	93-1	29	68	49	9	467	10.9

FROST, Matt

				Field Goals		3-Point		F-Throws		Rebounds									Scoring	
SEASON	TEAM	GP-GS	MIN/AVG	FG-FGA	FG%	3FG-3FGA	3FG%	FT-FTA	FT%	OFF	DEF	TOT	AVG	PF-FO	A	TO	BLK	STL	PTS	AVG
2019-20	Purdue	9-0	17/1.9	1-2	.500	0-1	.000	0-0	.000	0	1	1	0.1	1-0	0	0	0	0	2	0.2
2020-21	Purdue	2-0	5/2.6	2-2	1.000	1-1	1.000	0-0	.000	0	0	0	0.0	0-0	1	0	0	0	5	2.5
2021-22	Purdue	7-0	15/2.2	1-5	.200	0-0	.000	2-2	1.000	3	0	3	0.4	2-0	0	0	0	1	4	0.6
TOTAL		18-0	37/2.1	4-9	.444	1-2	.500	2-2	1.000	3	1	4	0.2	3-0	1	0	0	1	11	0.6

FURST, Caleb

				Field Goals		3-Point		F-Throws		Rebounds									Scoring	
SEASON	TEAM	GP-GS	MIN/AVG	FG-FGA	FG%	3FG-3FGA	3FG%	FT-FTA	FT%	OFF	DEF	TOT	AVG	PF-FO	A	TO	BLK	STL	PTS	AVG
2021-22	Purdue	14-12	280/20.0	28-52	.538	5-15	.333	15-22	.682	25	45	70	5.0	13-0	8	13	8	3	76	5.4
TOTAL		14-12	280/20.0	28-52	.538	5-15	.333	15-22	.682	25	45	70	5.0	13-0	8	13	8	3	76	5.4

GILLIS, Mason

				Field Goals		3-Point		F-Throws		Rebounds									Scoring	
SEASON	TEAM	GP-GS	MIN/AVG	FG-FGA	FG%	3FG-3FGA	3FG%	FT-FTA	FT%	OFF	DEF	TOT	AVG	PF-FO	A	TO	BLK	STL	PTS	AVG
2020-21	Purdue	28-23	622/22.2	46-99	.465	19-54	.352	35-43	.814	44	70	114	4.1	64-2	37	31	2	12	146	5.2
2021-22	Purdue	11-3	203/18.4	24-40	.600	14-25	.560	20-20	1.000	13	21	34	3.1	20-0	6	5	5	2	82	7.5
TOTAL		39-26	825/21.1	70-139	.504	33-79	.418	55-63	.873	57	91	148	3.8	84-2	43	36	7	14	228	5.8

HUNTER JR., Eric

				Field Goals		3-Point		F-Throws		Rebounds									Scoring	
SEASON	TEAM	GP-GS	MIN/AVG	FG-FGA	FG%	3FG-3FGA	3FG%	FT-FTA	FT%	OFF	DEF	TOT	AVG	PF-FO	A	TO	BLK	STL	PTS	AVG
2018-19	Purdue	36-1	450/12.5	27-89	.303	10-46	.217	15-21	.714	16	34	50	1.4	37-0	39	21	3	13	79	2.2
2019-20	Purdue	31-30	974/31.4	117-282	.415	43-121	.355	51-67	.761	38	63	101	3.3	77-2	82	61	4	32	328	10.6
2020-21	Purdue	24-23	732/30.5	72-194	.371	22-81	.272	38-47	.809	13	40	53	2.2	48-0	67	41	5	26	204	8.5
2021-22	Purdue	15-1	307/20.5	16-48	.333	6-24	.250	6-11	.545	9	12	21	1.4	12-0	25	19	1	9	44	2.9
TOTAL		106-55	2463/23.2	232-613	.378	81-272	.298	110-146	.753	76	149	225	2.1	174-2	213	142	13	80	655	6.2

IVEY, Jaden

				Field Goals		3-Point		F-Throws		Rebounds									Scoring	
SEASON	TEAM	GP-GS	MIN/AVG	FG-FGA	FG%	3FG-3FGA	3FG%	FT-FTA	FT%	OFF	DEF	TOT	AVG	PF-FO	A	TO	BLK	STL	PTS	AVG
2020-21	Purdue	23-12	557/24.2	89-223	.399	25-97	.258	53-73	.726	19	57	76	3.3	39-0	43	31	16	17	256	11.1
2021-22	Purdue	15-15	432/28.8	83-166	.500	32-73	.438	45-63	.714	6	70	76	5.1	26-0	45	34	8	19	243	16.2
TOTAL		38-27	989/26.0	172-389	.442	57-170	.335	98-136	.721	25	127	152	4.0	65-0	88	65	24	36	499	13.1

INDIVIDUAL CAREER STATISTICS

MARTIN, Chase

				Field Goals		3-Point		F-Throws		Rebounds									Scoring	
SEASON	TEAM	GP-GS	MIN/AVG	FG-FGA	FG%	3FG-3FGA	3FG%	FT-FTA	FT%	OFF	DEF	TOT	AVG	PF-FO	A	TO	BLK	STL	PTS	AVG
2020-21	Purdue	2-0	5/2.6	0-1	.000	0-1	.000	0-0	.000	0	1	1	0.5	0-0	0	0	0	1	0	0.0
2021-22	Purdue	7-0	16/2.2	1-5	.200	0-0	.000	0-3	.000	0	1	1	0.1	3-0	1	2	0	1	2	0.3
TOTAL		9-0	21/2.3	1-6	.167	0-1	.000	0-3	.000	0	2	2	0.2	3-0	1	2	0	2	2	0.2

MORTON, Ethan

				Field Goals		3-Point		F-Throws		Rebounds									Scoring	
SEASON	TEAM	GP-GS	MIN/AVG	FG-FGA	FG%	3FG-3FGA	3FG%	FT-FTA	FT%	OFF	DEF	TOT	AVG	PF-FO	A	TO	BLK	STL	PTS	AVG
2020-21	Purdue	23-0	201/8.8	5-20	.250	4-14	.286	0-0	.000	2	16	18	0.8	10-0	20	14	1	2	14	0.6
2021-22	Purdue	15-0	260/17.3	15-33	.455	6-13	.462	9-12	.750	3	24	27	1.8	17-0	36	6	2	13	45	3.0
TOTAL		38-0	461/12.1	20-53	.377	10-27	.370	9-12	.750	5	40	45	1.2	27-0	56	20	3	15	59	1.6

NEWMAN, Brandon

				Field Goals		3-Point		F-Throws		Rebounds									Scoring	
SEASON	TEAM	GP-GS	MIN/AVG	FG-FGA	FG%	3FG-3FGA	3FG%	FT-FTA	FT%	OFF	DEF	TOT	AVG	PF-FO	A	TO	BLK	STL	PTS	AVG
2020-21	Purdue	28-23	663/23.7	78-196	.398	39-103	.379	30-32	.938	11	87	98	3.5	53-1	37	44	11	21	225	8.0
2021-22	Purdue	14-0	204/14.6	26-82	.317	22-66	.333	17-20	.850	2	30	32	2.3	16-1	13	8	3	5	91	6.5
TOTAL		42-23	867/20.6	104-278	.374	61-169	.361	47-52	.904	13	117	130	3.1	69-2	50	52	14	26	316	7.5

STEFANOVIC, Sasha

				Field Goals		3-Point		F-Throws		Rebounds									Scoring	
SEASON	TEAM	GP-GS	MIN/AVG	FG-FGA	FG%	3FG-3FGA	3FG%	FT-FTA	FT%	OFF	DEF	TOT	AVG	PF-FO	A	TO	BLK	STL	PTS	AVG
2018-19	Purdue	36-0	419/11.6	30-77	.390	25-61	.410	5-14	.357	3	37	40	1.1	43-0	16	25	4	20	90	2.5
2019-20	Purdue	30-22	792/26.4	85-221	.385	64-167	.383	40-49	.816	5	68	73	2.4	62-2	51	41	9	30	274	9.1
2020-21	Purdue	25-21	733/29.3	67-161	.416	50-125	.400	48-57	.842	2	64	66	2.6	44-1	64	27	4	18	232	9.3
2021-22	Purdue	15-15	415/27.7	51-121	.421	39-93	.419	29-33	.879	1	33	34	2.3	24-0	60	19	0	5	170	11.3
TOTAL		106-58	2360/22.3	233-580	.402	178-446	.399	122-153	.797	11	202	213	2.0	173-3	191	112	17	73	766	7.2

THOMPSON, Isaiah

				Field Goals		3-Point		F-Throws		Rebounds									Scoring	
SEASON	TEAM	GP-GS	MIN/AVG	FG-FGA	FG%	3FG-3FGA	3FG%	FT-FTA	FT%	OFF	DEF	TOT	AVG	PF-FO	A	TO	BLK	STL	PTS	AVG
2019-20	Purdue	31-0	581/18.7	58-164	.354	36-100	.360	21-31	.677	5	28	33	1.1	43-0	21	24	1	13	173	5.6
2020-21	Purdue	28-5	499/17.8	35-85	.412	23-58	.397	24-32	.750	11	27	38	1.4	34-0	27	14	0	5	117	4.2
2021-22	Purdue	15-14	296/19.7	27-57	.474	22-46	.478	13-16	.813	7	12	19	1.3	16-0	20	8	0	3	89	5.9
TOTAL		74-19	1376/18.6	120-306	.392	81-204	.397	58-79	.734	23	67	90	1.2	93-0	68	46	1	21	379	5.1

WILLIAMS, Trevion

				Field Goals		3-Point		F-Throws		Rebounds									Scoring	
SEASON	TEAM	GP-GS	MIN/AVG	FG-FGA	FG%	3FG-3FGA	3FG%	FT-FTA	FT%	OFF	DEF	TOT	AVG	PF-FO	A	TO	BLK	STL	PTS	AVG
2018-19	Purdue	34-8	350/10.3	78-144	.542	1-3	.333	19-37	.514	61	76	137	4.0	65-1	18	19	15	12	176	5.2
2019-20	Purdue	31-22	665/21.4	154-299	.515	3-9	.333	45-94	.479	104	133	237	7.6	72-2	45	51	13	20	356	11.5
2020-21	Purdue	28-26	704/25.1	191-364	.525	0-3	.000	53-106	.500	104	152	256	9.1	82-2	63	66	16	19	435	15.5
2021-22	Purdue	15-4	308/20.5	84-138	.609	3-7	.429	32-54	.593	49	83	132	8.8	34-0	45	29	12	15	203	13.5
TOTAL		108-60	2026/18.8	507-945	.537	7-22	.318	149-291	.512	318	444	762	7.1	253-5	171	165	56	66	1170	10.8

WULBRUN, Jared

				Field Goals		3-Point		F-Throws		Rebounds									Scoring	
SEASON	TEAM	GP-GS	MIN/AVG	FG-FGA	FG%	3FG-3FGA	3FG%	FT-FTA	FT%	OFF	DEF	TOT	AVG	PF-FO	A	TO	BLK	STL	PTS	AVG
2018-19	CLU	25-23	682/27.3	50-132	.379	43-120	.358	21-26	.808	1	38	39	1.6	39-0	40	33	0	10	164	6.6
2019-20	Purdue	9-0	17/1.9	1-2	.500	1-2	.500	0-0	.000	0	0	0	0.0	0-0	2	2	0	0	3	0.3
2020-21	Purdue	2-0	5/2.6	1-2	.500	1-2	.500	0-0	.000	0	0	0	0.0	0-0	1	0	0	0	3	1.5
2021-22	Purdue	7-0	16/2.2	0-2	.000	0-1	.000	2-2	1.000	0	1	1	0.1	0-0	0	0	0	0	2	0.3
TOTAL FOR Purdue		18-0	38/2.1	2-6	.333	2-5	.400	2-2	1.000	0	1	1	0.1	0-0	3	2	0	0	8	0.4
TOTAL		43-23	720/16.7	52-138	.377	45-125	.360	23-28	.821	1	39	40	0.9	39-0	43	35	0	10	172	4.0

GAME 16 // [7] PURDUE vs. NEBRASKA // JANUARY 14, 2022

SEASON / CAREER HIGHS			
#0 MASON GILLIS			
Points			
S:	14 vs. Penn State (1-8-22)		
C:	14 vs. Penn State (1-8-22)		
Rebounds			
S:	5 vs. Omaha (11-26-21)		
C:	9, Three Times		
Assists			
S:	2 vs. Incarnate Word (12-20-21)		
C:	3, Five Times		
Steals			
S:	1, Two Times		
C:	2, Three Times		
Blocked Shots			
S:	2 vs. Nicholls (12-29-21)		
C:	1, Five Times		
Field Goals Made			
S:	4, Two Times		
C:	4, Five Times		
Field Goal Attempts			
S:	9 vs. Incarnate Word (12-20-21)		
C:	10 vs. Miami (12-8-20)		
Three-Pointers Made			
S:	3, Two Times		
C:	3, Three Times		
Three-Point Attempts			
S:	5 vs. Incarnate Word (12-20-21)		
C:	6 vs. Penn State (1-17-21)		
Free Throws Made			
S:	6 vs. Iowa (12-3-21)		
C:	8 vs. Michigan State (2-16-21)		
Free Throw Attempts			
S:	6 vs. Iowa (12-3-21)		
C:	8 vs. Michigan State (2-16-21)		
Minutes			
S:	25 vs. Penn State (1-8-22)		
C:	35 vs. North Texas (3-19-21)		
#4 TREY KAUFMAN-RENN			
Points			
S:	0		
C:	0		
Rebounds			
S:	0		
C:	0		
Assists			
S:	0		
C:	0		
Steals			
S:	0		
C:	0		
Blocked Shots			
S:	0		
C:	0		
Field Goals Made			
S:	0		
C:	0		
Field Goal Attempts			
S:	0		
C:	0		
Three-Pointers Made			
S:	0		
C:	0		
Three-Point Attempts			
S:	0		
C:	0		
Free Throws Made			
S:	0		
C:	0		
Free Throw Attempts			
S:	0		
C:	0		
Minutes			
S:	0		
C:	0		
#1 BRIAN WADDELL			
Points			
S:	0		
C:	0		
Rebounds			
S:	0		
C:	0		
Assists			
S:	0		
C:	0		
Steals			
S:	0		
C:	0		
Blocked Shots			
S:	0		
C:	0		
Field Goals Made			
S:	0		
C:	0		
Field Goal Attempts			
S:	0		
C:	0		
Three-Pointers Made			
S:	0		
C:	0		
Three-Point Attempts			
S:	0		
C:	0		
Free Throws Made			
S:	0		
C:	0		
Free Throw Attempts			
S:	0		
C:	0		
Minutes			
S:	0		
C:	0		
#2 ERIC HUNTER JR.			
Points			
S:	6, Three Times		
C:	19 vs. [18] Iowa (3-3-20)		
Rebounds			
S:	3, Two Times		
C:	7, Four Times		
Assists			
S:	4 vs. Wright State (11-16-21)		
C:	8 vs. Notre Dame (12-19-20)		
Steals			
S:	2, Three Times		
C:	4 vs. Northwestern (2-6-21)		
Blocked Shots			
S:	1 vs. Butler (12-18-21)		
C:	2 vs. [9] Ohio State (3-12-21)		
Field Goals Made			
S:	2, Five Times		
C:	7 vs. Green Bay (11-6-19)		
Field Goal Attempts			
S:	6, Two Times		
C:	15, Two Times		
Three-Pointers Made			
S:	2, Two Times		
C:	4, Two Times		
Three-Point Attempts			
S:	6 vs. Bellarmine (11-9-21)		
C:	8, Two Times		
Free Throws Made			
S:	3 vs. [5] Villanova (11-22-21)		
C:	7 vs. [18] Iowa (3-3-20)		
Free Throw Attempts			
S:	4, Two Times		
C:	8, Two Times		
Minutes			
S:	30 vs. North Carolina State (12-12-21)		
C:	47 vs. [19] Michigan (1-9-20)		
#11 ISAIAH THOMPSON			
Points			
S:	15, Two Times		
C:	17, Two Times		
Rebounds			
S:	3 vs. Omaha (11-26-21)		
C:	4, Two Times		
Assists			
S:	4 vs. Bellarmine (11-9-21)		
C:	6 vs. Oakland (12-1-20)		
Steals			
S:	2 vs. North Carolina State (12-12-21)		
C:	3 vs. Central Michigan (12-28-19)		
Blocked Shots			
S:	0		
C:	1 vs. Central Michigan (12-28-19)		
Field Goals Made			
S:	5, Two Times		
C:	7 vs. [14] Rutgers (12-29-20)		
Field Goal Attempts			
S:	9 vs. Bellarmine (11-9-21)		
C:	11, Two Times		
Three-Pointers Made			
S:	5 vs. Bellarmine (11-9-21)		
C:	5, Two Times		
Three-Point Attempts			
S:	8 vs. Bellarmine (11-9-21)		
C:	10 vs. Chicago State (11-16-19)		
Free Throws Made			
S:	5 vs. Iowa (12-3-21)		
C:	9 vs. Valparaiso (12-4-20)		
Free Throw Attempts			
S:	6 vs. Iowa (12-3-21)		
C:	12, Two Times		
Minutes			
S:	24 vs. Bellarmine (11-9-21)		
C:	40 vs. [19] Michigan (1-9-20)		
#3 CALEB FURST			
Points			
S:	14 vs. Wright State (11-16-21)		
C:	14 vs. Wright State (11-16-21)		
Rebounds			
S:	11 vs. Wright State (11-16-21)		
C:	11 vs. Wright State (11-16-21)		
Assists			
S:	2 vs. Wright State (11-16-21)		
C:	2 vs. Wright State (11-16-21)		
Steals			
S:	1, Three Times		
C:	1, Three Times		
Blocked Shots			
S:	2, Two Times		
C:	2, Two Times		
Field Goals Made			
S:	5, Two Times		
C:	5, Two Times		
Field Goal Attempts			
S:	8 vs. Incarnate Word (12-20-21)		
C:	8 vs. Incarnate Word (12-20-21)		
Three-Pointers Made			
S:	2 vs. [18] North Carolina (11-20-21)		
C:	2 vs. [18] North Carolina (11-20-21)		
Three-Point Attempts			
S:	3, Two Times		
C:	3, Two Times		
Free Throws Made			
S:	4, Two Times		
C:	4, Two Times		
Free Throw Attempts			
S:	6 vs. Florida State (11-30-21)		
C:	6 vs. Florida State (11-30-21)		
Minutes			
S:	33 vs. [18] North Carolina (11-20-21)		
C:	33 vs. [18] North Carolina (11-20-21)		
#14 JARED WULBRUN			
Points			
S:	2 vs. Wright State (11-16-21)		
C:	19 vs. Redlands (2-13-19)		
Rebounds			
S:	1 vs. Bellarmine (11-9-21)		
C:	4, Two Times		
Assists			
S:	0		
C:	5 vs. UC Santa Cruz (1-26-19)		
Steals			
S:	0		
C:	2 vs. Pacific, Ore. (11-21-19)		
Blocked Shots			
S:	0		
C:	0		
Field Goals Made			
S:	0		
C:	6 vs. Redlands (2-13-19)		
Field Goal Attempts			
S:	1 vs. Wright State (11-16-21)		
C:	12 vs. Pomona-Pitzer (2-9-19)		
Three-Pointers Made			
S:	0		
C:	5, Two Times		
Three-Point Attempts			
S:	1 vs. Wright State (11-16-21)		
C:	9, Four Times		
Free Throws Made			
S:	2 vs. Wright State (11-16-21)		
C:	5, Three Times		
Free Throw Attempts			
S:	2 vs. Wright State (11-16-21)		
C:	6, Two Times		
Minutes			
S:	3, Two Times		
C:	36 vs. Redlands (1-9-19)		
PURDUESPORTS.COM @BOILERBALL			

SEASON / CAREER HIGHS

#15 | ZACH EDEY

Points	
S:	24 vs. [23] Wisconsin (1-3-22)
C:	24 vs. [23] Wisconsin (1-3-22)
Rebounds	
S:	12 vs. Wright State (11-16-21)
C:	12 vs. Wright State (11-16-21)
Assists	
S:	4, Two Times
C:	4, Two Times
Steals	
S:	2 vs. Wright State (11-16-21)
C:	2 vs. Wright State (11-16-21)
Blocked Shots	
S:	3, Two Times
C:	4 vs. Northwestern (2-6-21)
Field Goals Made	
S:	10 vs. [23] Wisconsin (1-3-22)
C:	10 vs. [23] Wisconsin (1-3-22)
Field Goal Attempts	
S:	17 vs. [23] Wisconsin (1-3-22)
C:	17 vs. [23] Wisconsin (1-3-22)
Three-Pointers Made	
S:	0
C:	0
Three-Point Attempts	
S:	0
C:	0
Free Throws Made	
S:	8, Two Times
C:	8, Three Times
Free Throw Attempts	
S:	10 vs. Bellarmine (11-9-21)
C:	10 vs. Bellarmine (11-9-21)
Minutes	
S:	22 vs. Bellarmine (11-9-21)
C:	23 vs. Northwestern (2-6-21)

#25 | ETHAN MORTON

Points	
S:	7 vs. Nicholls (12-29-21)
C:	7 vs. Nicholls (12-29-21)
Rebounds	
S:	6 vs. [23] Wisconsin (1-3-22)
C:	6 vs. [23] Wisconsin (1-3-22)
Assists	
S:	7 vs. Nicholls (12-29-21)
C:	7 vs. Nicholls (12-29-21)
Steals	
S:	4 vs. Bellarmine (11-9-21)
C:	4 vs. Bellarmine (11-9-21)
Blocked Shots	
S:	2 vs. Wright State (11-16-21)
C:	2 vs. Wright State (11-16-21)
Field Goals Made	
S:	3 vs. Nicholls (12-29-21)
C:	3, Three Times
Field Goal Attempts	
S:	5 vs. Nicholls (12-29-21)
C:	5, Two Times
Three-Pointers Made	
S:	1, Six Times
C:	1, Ten Times
Three-Point Attempts	
S:	2, Two Times
C:	4 vs. Valparaiso (12-4-20)
Free Throws Made	
S:	3 vs. Penn State (1-8-22)
C:	3 vs. Penn State (1-8-22)
Free Throw Attempts	
S:	4 vs. Penn State (1-8-22)
C:	4 vs. Penn State (1-8-22)
Minutes	
S:	24, Two Times
C:	25 vs. Clemson (11-26-20)

#21 | MATT FROST

Points	
S:	2, Two Times
C:	3 vs. Oakland (12-1-20)
Rebounds	
S:	2 vs. Omaha (11-26-21)
C:	2 vs. Omaha (11-26-21)
Assists	
S:	0
C:	1 vs. Oakland (12-1-20)
Steals	
S:	1 vs. Wright State (11-16-21)
C:	1 vs. Wright State (11-16-21)
Blocked Shots	
S:	0
C:	0
Field Goals Made	
S:	1 vs. Wright State (11-16-21)
C:	1, Four Times
Field Goal Attempts	
S:	3 vs. Omaha (11-26-21)
C:	3 vs. Omaha (11-26-21)
Three-Pointers Made	
S:	0
C:	1 vs. Oakland (12-1-20)
Three-Point Attempts	
S:	0
C:	1, Two Times
Free Throws Made	
S:	2 vs. Incarnate Word (12-20-21)
C:	2 vs. Incarnate Word (12-20-21)
Free Throw Attempts	
S:	2 vs. Incarnate Word (12-20-21)
C:	2 vs. Incarnate Word (12-20-21)
Minutes	
S:	3, Two Times
C:	4 vs. Central Michigan (12-28-19)

#34 | CARSON BARRETT

Points	
S:	2 vs. Omaha (11-26-21)
C:	2 vs. Omaha (11-26-21)
Rebounds	
S:	2 vs. Butler (12-18-21)
C:	2 vs. Butler (12-18-21)
Assists	
S:	0
C:	0
Steals	
S:	0
C:	0
Blocked Shots	
S:	0
C:	0
Field Goals Made	
S:	1 vs. Omaha (11-26-21)
C:	1 vs. Omaha (11-26-21)
Field Goal Attempts	
S:	1, Four Times
C:	1, Four Times
Three-Pointers Made	
S:	0
C:	0
Three-Point Attempts	
S:	1, Two Times
C:	1, Two Times
Free Throws Made	
S:	0
C:	1 vs. Penn State (2-26-21)
Free Throw Attempts	
S:	0
C:	2 vs. Penn State (2-26-21)
Minutes	
S:	3, Two Times
C:	3, Two Times

#22 | CHASE MARTIN

Points	
S:	2 vs. Omaha (11-26-21)
C:	2 vs. Omaha (11-26-21)
Rebounds	
S:	1 vs. Omaha (11-26-21)
C:	1, Two Times
Assists	
S:	1 vs. Omaha (11-26-21)
C:	1 vs. Omaha (11-26-21)
Steals	
S:	1 vs. Indiana State (11-12-21)
C:	1, Two Times
Blocked Shots	
S:	0
C:	0
Field Goals Made	
S:	1 vs. Omaha (11-26-21)
C:	1 vs. Omaha (11-26-21)
Field Goal Attempts	
S:	3 vs. Butler (12-18-21)
C:	3 vs. Butler (12-18-21)
Three-Pointers Made	
S:	0
C:	0
Three-Point Attempts	
S:	0
C:	1 vs. Oakland (12-1-20)
Free Throws Made	
S:	0
C:	0
Free Throw Attempts	
S:	2 vs. Indiana State (11-12-21)
C:	2 vs. Indiana State (11-12-21)
Minutes	
S:	3, Two Times
C:	3, Three Times

#50 | TREVION WILLIAMS

Points	
S:	22 vs. North Carolina State (12-12-21)
C:	36 vs. [19] Michigan (1-9-20)
Rebounds	
S:	18 vs. Iowa (12-3-21)
C:	20 vs. [19] Michigan (1-9-20)
Assists	
S:	9 vs. North Carolina State (12-12-21)
C:	9 vs. North Carolina State (12-12-21)
Steals	
S:	3 vs. [5] Villanova (11-21-21)
C:	4 vs. [17] Butler (12-21-19)
Blocked Shots	
S:	4, Two Times
C:	4, Two Times
Field Goals Made	
S:	10 vs. North Carolina State (12-12-21)
C:	16 vs. [19] Michigan (1-9-20)
Field Goal Attempts	
S:	17 vs. Rutgers (12-9-21)
C:	28 vs. [19] Michigan (1-9-20)
Three-Pointers Made	
S:	1, Three Times
C:	1, Seven Times
Three-Point Attempts	
S:	1, Six Times
C:	2 vs. Ohio State (2-15-20)
Free Throws Made	
S:	4, Four Times
C:	8 vs. [23] Michigan State (1-8-21)
Free Throw Attempts	
S:	8 vs. Iowa (12-3-21)
C:	12 vs. [23] Michigan State (1-8-21)
Minutes	
S:	33 vs. North Carolina State (12-12-21)
C:	44 vs. [19] Michigan (1-9-20)


#23 | JADEN IVEY

Points	
S:	27 vs. Indiana State (11-12-21)
C:	27 vs. Indiana State (11-12-21)
Rebounds	
S:	10 vs. [18] North Carolina (11-20-21)
C:	10 vs. [18] North Carolina (11-20-21)
Assists	
S:	7 vs. [5] Villanova (11-21-21)
C:	7 vs. [5] Villanova (11-21-21)
Steals	
S:	3 vs. Rutgers (12-9-21)
C:	3, Three Times
Blocked Shots	
S:	3 vs. North Carolina State (12-12-21)
C:	4 vs. Penn State (2-26-21)
Field Goals Made	
S:	10 vs. Indiana State (11-12-21)
C:	10, Two Times
Field Goal Attempts	
S:	17 vs. [18] North Carolina (11-20-21)
C:	24 vs. North Texas (3-19-21)
Three-Pointers Made	
S:	6 vs. Butler (12-18-21)
C:	6 vs. Butler (12-18-21)
Three-Point Attempts	
S:	6, Six Times
C:	12 vs. North Texas (3-19-21)
Free Throws Made	
S:	6, Three Times
C:	9 vs. [25] Wisconsin (3-2-21)
Free Throw Attempts	
S:	9 vs. North Carolina State (12-12-21)
C:	10 vs. [25] Wisconsin (3-2-21)
Minutes	
S:	40 vs. North Carolina State (12-12-21)
C:	43 vs. [9] Ohio State (3-12-21)

#55 | SASHA STEFANOVIC

Points	
S:	23, Two Times
C:	23, Three Times
Rebounds	
S:	4, Two Times
C:	8 vs. [17] Maryland (1-18-20)
Assists	
S:	8, Two Times
C:	8, Three Times
Steals	
S:	2 vs. Incarnate Word (12-20-21)
C:	4 vs. [5] Virginia (12-4-19)
Blocked Shots	
S:	0
C:	3 vs. [8] Michigan State (1-12-20)
Field Goals Made	
S:	7 vs. [18] North Carolina (11-20-21)
C:	8 vs. Central Michigan (12-28-19)
Field Goal Attempts	
S:	13 vs. [18] North Carolina (11-20-21)
C:	13, Two Times
Three-Pointers Made	
S:	5, Two Times
C:	7 vs. Central Michigan (12-28-19)
Three-Point Attempts	
S:	11 vs. [18] North Carolina (11-20-21)
C:	11 vs. [18] North Carolina (11-20-21)
Free Throws Made	
S:	6 vs. Bellarmine (11-9-21)
C:	7 vs. Valparaiso (12-4-20)
Free Throw Attempts	
S:	7 vs. Bellarmine (11-9-21)
C:	9 vs. Valparaiso (12-4-20)
Minutes	
S:	35 vs. [18] North Carolina (11-20-21)
C:	46 vs. Minnesota (1-2-20)

GAME 16 // [7] PURDUE vs. NEBRASKA // JANUARY 14, 2022

	#0 Mason Gillis So. Forward										LAST: 14 points, 2 rebs, 1 ast, 1 stl in the win over Penn State.	CAREER HIGHS
	6-6 230 New Castle, Ind. New Castle										• Avg. 10.8 PPG, 3.3 RPG over last 4 games (14-22 FGs, 10-16 3Ps).	P: 14 Penn State (1-8-22)
	GP / GS PPG RPG APG Blks. Stls. FG % 3P % FT %										• Over last two games, is 7-9 FGs, 6-8 3Ps; has 23 points in 48 minutes.	R: 9 Three Times
National Rankings: 7 / Associated Press 5 / Coaches	11 / 3 7.5 3.1 0.5 5 2 .600 .560 20-20										• Has made all 20 of his free throw attempts this year; 21 straight to last year.	A: 3 Five Times
	#1 Brian Waddell Fr. Forward										• Purdue is 8-0 all-time when he scores 10+ points; 8-1 with 2+ 3-pointers.	M: 35 North Texas (3-19-21)
	6-7 180 Carmel, Ind. Carmel										LAST: Suffered a knee injury in practice (Nov. 8); will miss the entire season.	CAREER HIGHS
2021-22 Record / Conf: 13-2 / 2-2	GP / GS PPG RPG APG Blks. Stls. FG % 3P % FT %										• Will redshirt this season.	P: 0
	0 / 0 — — — — — — — —										• Has impressed the coaches with his play; strong career ahead of him.	R: 0
	#2 Eric Hunter Jr. Sr. Guard										• Avg. 15.7 PPG and 6.3 RPG as a senior; shot 60.7 % FGs, 40.5 3Ps, 85.5 FTs.	A: 0
Last Game: Def. Penn State 74-67 Jan. 8, 2022	6-4 175 Indianapolis, Ind. Tindley Prep										• Father, Matt, was Purdue's PG (1992-95); ranks 6th career assists (460).	M: 0
	GP / GS PPG RPG APG Blks. Stls. FG % 3P % FT %										LAST: 2 assists, 1 stl in the win over Penn State.	CAREER HIGHS
	15 / 1 2.9 1.4 1.6 1 9 .333 .250 6-11										• Avg. 1.5 PPG, 1.5 APG 1.3 RPG in the last 6 games (4-16 FGs, 1-8 3Ps).	P: 19 [18] Iowa (3-3-20)
Next Game: Monday, Jan. 17 at [25] Illinois	#3 Caleb Furst Fr. Forward										• Surpassed 200 career assists in the win over Florida State.	R: 7 Four Times
	6-10 230 Fort Wayne, Ind. Blackhawk Christian										• Has over 650 points, 225 career rebs and 213 assists (1.50 A/TD ratio).	A: 8 Notre Dame (12-19-20)
	GP / GS PPG RPG APG Blks. Stls. FG % 3P % FT %										• Purdue is 22-9 when he scores 10+ points; 18-5 when leads team in assists.	M: 47 [19] Michigan (1-9-20)
Head Coach: Matt Painter PUR: 368-186 / 17th CAR: 393-191 / 18th	14 / 12 5.4 5.0 0.6 8 3 .538 .333 .682										LAST: 2 points, 1 reb in the win over Penn State.	CAREER HIGHS
	#4 Trey Kaufman-Renn Fr. Forward										• 11/22 – Big Ten FOW (11.3 PPG, 6.7 RPG, 1.0 APG, 13-17 FGs, 4-6 3Ps).	P: 14 Wright State (11-16-21)
	6-9 225 Sellersburg, Ind. Silver Creek										• Eased back into lineup in last two games (missed Nicholls); 18 minutes.	R: 11 Wright State (11-16-21)
Assistant Coaches: Brandon Brantley Paul Lusk Terry Johnson Elliot Bloom (DBO)	GP / GS PPG RPG APG Blks. Stls. FG % 3P % FT %										• 1.7 PPG, 2.6 RPG last 7 games (6-17 FGs); 9.1 PPG, 7.4 RPG first 7.	A: 2 Wright State (11-16-21)
	14 / 12 5.4 5.0 0.6 8 3 .538 .333 .682										• Indiana Mr. Basketball after strong SR season (21.4 PPG, 14.1 RPG, 3.0 APG).	M: 33 [18] North Carolina (11-20-21)
	#5 Brandon Newman So. Guard										LAST: Will redshirt this season.	CAREER HIGHS
2021-22 SCHEDULE	6-5 200 Valparaiso, Ind. Valparaiso										• Had surgery in late Nov., to clean up loose particles in his foot.	P: 0
	GP / GS PPG RPG APG Blks. Stls. FG % 3P % FT %										• A top-40 recruit, averaged 24.5 PPG, 11.8 RPG, 3.6 APG as a senior last year.	R: 0
	14 / 0 6.3 2.5 0.9 3 5 .317 .333 .850										• Led Silver Creek to the 2019 and 2021 Class 3A State Championships (Ind.).	A: 0
Opponent Date / Result	#6 Isiah Thompson Jr. Guard										• Was Indiana's Gatorade Player of the Year in 2020; 1,832 career points.	M: 0
	6-1 160 Zionsville, Ind. Zionsville										LAST: Did not play in the win over Penn State.	CAREER HIGHS
	GP / GS PPG RPG APG Blks. Stls. FG % 3P % FT %										• 4-of-11 from deep in last 3 games (13 pts, 9 rebs in 46 mins); 2-17 prev. 4.	P: 29 [21] Minnesota (1-30-21)
Bellarmine W, 96-67	#11 Jared Wulbrun Sr. Guard										• Avg. 9.3 PPG at home (20-49 3Ps); avg. 1.4 PPG away from home (2-17 3Ps).	R: 8 [4] Iowa (12-22-20)
	5-10 180 Stanford, Calif. Palo Alto Cal Lutheran										• Purdue is 13-3 when he scores 10+ points; 5 triples vs. Wright tied c-high.	A: 4 Two Times
	GP / GS PPG RPG APG Blks. Stls. FG % 3P % FT %										• Runner-up for Mr. Basketball in 2019; redshirted 2019-20 season.	M: 37 Clemson (11-26-20)
Indiana State W, 92-67	15 / 14 5.9 1.3 1.3 0 3 .474 .478 .813										LAST: 3 points, 1 reb in the win over Penn State.	CAREER HIGHS
Wright State W, 96-52	#14 Zach Edey So. Center (e-Dee)										• 3 turnovers in last 7 games (135 minutes); 8 TDs in 298 mins this yr.	P: 17 Two Times
vs. [18] North Carolina W, 93-84	7-4 295 Toronto, Canada IMG Academy (Fla.)										• Is 8-of-20 from 3P range last five games; was 0-of-3 prev. 3 games.	R: 4 Two Times
vs. [5] Villanova W, 80-74	GP / GS PPG RPG APG Blks. Stls. FG % 3P % FT %										• Avg. 6.5 PPG, 2.0 RPG in the last four games (6-16 3Ps).	A: 6 Oakland (12-1-20)
Omaha W, 97-40	6-1 160 Zionsville, Ind. Zionsville										• Shooting 40.0 percent from long range during his career (80-of-200).	M: 40 [19] Michigan (1-9-20)
Florida State W, 93-65	#15 Jared Wulbrun Sr. Guard										LAST: Did not play in the win over Penn State.	CAREER HIGHS
Iowa W, 77-70	5-10 180 Stanford, Calif. Palo Alto Cal Lutheran										• A strong shooter, Wulbrun is a walk-on transfer from Cal Lutheran.	P: 19 Redlands (2-13-19)
at Rutgers L, 68-70	GP / GS PPG RPG APG Blks. Stls. FG % 3P % FT %										• As a freshman at Cal Lutheran in 2018-19, avg. 6.6 PPG with 43 3-pointers.	R: 4 Two Times
vs. North Carolina State W, 82-72	7 / 0 0.3 0.1 0.0 0 0 0-2 0-1 2-2										• Had offseason knee surgery and is rounding into shape.	A: 5 UC Santa Cruz (1-26-19)
vs. Butler W, 77-48	#15 Zach Edey So. Center (e-Dee)										• Father, Jeff, is a first-year head coach at the University of Denver.	M: 36 Redlands (1-9-19)
Incarnate Word W, 79-59	7-4 295 Toronto, Canada IMG Academy (Fla.)										LAST: 6 points, 6 rebs, 1 ast in the win over Penn State.	CAREER HIGHS
Nicholls State W, 104-90	GP / GS PPG RPG APG Blks. Stls. FG % 3P % FT %										• Has 51 points, 21 rebs, 7 asts in 46 minutes over last 3 games (20-29 FGs).	P: 24 [23] Wisconsin (1-3-22)
[23] Wisconsin L, 69-74	6-5 200 Columbus, Ind. Columbus East										• 2nd nationally in FG Pct. (.710); avg. 34.7 pts, 17.2 reb / 40 minutes played.	R: 11 Northwestern (2-6-21)
at Penn State W, 74-67	15 / 11 14.9 7.4 1.3 19 5 .710 0-0 .706										• Has shot over 60.0 percent FGs in 12-of-15 games (32-44 FGs last 4 games).	B: 4 Northwestern (2-6-21)
Nebraska J14	#21 Matt Frost Jr. Forward										• FIBA U-19 World Cup All-Star 5 Team in July (15.1 PPG, 14.1 RPG, 2.3 BPG).	M: 23 Northwestern (2-6-21)
at Illinois J17	6-5 200 Columbus, Ind. Columbus East										LAST: Did not play in the win over Penn State.	CAREER HIGHS
at Indiana J20	GP / GS PPG RPG APG Blks. Stls. FG % 3P % FT %										• Is 4-of-8 from the field in career; 7 points in 14 minutes over last 2 seasons.	P: 3 Oakland (12-1-20)
Northwestern J23	7 / 0 0.6 0.4 0.0 0 1 1-5 0-0 2-2										• Avg. 14.2 PPG, 6.2 RPG and 1.9 APG as a senior at Columbus East.	R: 2 Omaha (11-26-21)
at Iowa J27	#22 Chase Martin Fr. Guard										• The Republic Boys Basketball Player of the Year; first-team all-conference.	A: 1 Oakland (12-1-20)
Ohio State J30	6-3 180 Columbia, Mo. Tolton										• Family includes 11 Purdue alums, including brother Kyle – current student.	M: 4 Central Michigan (12-28-19)
at Minnesota F2	GP / GS PPG RPG APG Blks. Stls. FG % 3P % FT %										LAST: Did not play in the win over Penn State.	CAREER HIGHS
Michigan F5	6-3 180 Columbia, Mo. Tolton										• Recorded first career points and assist in the win over Omaha.	P: 2 Omaha (11-26-21)
Illinois F10	GP / GS PPG RPG APG Blks. Stls. FG % 3P % FT %										• Named All-Conference and All-District as a senior at Tolton.	R: 1 Two Times
Maryland F13	7 / 0 0.3 0.1 0.1 0 1 1-5 0-0 0-3										• Was class valedictorian at Tolton.	A: 1 Omaha (11-26-21)
at Northwestern F16	#23 Jaden Ivey So. Guard (jay-den Ivey)										• Father, Cuonzo, is the head coach at Missouri; former teammate of Painter.	M: 3 Two Times
Rutgers F20	6-4 195 South Bend, Ind. La Lumiere Prep										LAST: 12 points, 7 rebs, 2 stls, 1 ast, 1 blk in the win over Penn State.	CAREER HIGHS
at Michigan State F26	GP / GS PPG RPG APG Blks. Stls. FG % 3P % FT %										• Double-figures in 12 straight games (16.4 PPG, 4.8 RPG, 2.9 APG, 50.0 FG %).	P: 27 Indiana State (11-12-21)
Indiana M5	15 / 15 16.2 5.1 3.0 8 19 .500 .438 .714										• Started season 3-of-12 from 3P range (3 games); 29-of-61 in last 12 games.	R: 10 [18] North Carolina (11-20-21)
Big Ten Tournament M9-13	#25 Ethan Morton So. Guard										• 1-of-8 players nationally to avg. 16.0 PPG, 5.0 RPG, 3.0 APG with 30 3PMs.	A: 7 [5] Villanova (11-21-21)
NCAA Tournament TBA	6-6 215 Butler, Pa. Butler										• FIBA U-19 World Cup All-Star 5 Team in July (12.3 PPG, 3.0 RPG, 1.6 SPG).	M: 43 [9] Ohio State (3-12-21)
MEDIA Web: PurdueSports.com Twitter: @BoilerBall Contact: Chris Forman Email: cforman@purdue.edu Office: 765-494-3201 Cell: 413-687-4590 Twitter: @Forman	GP / GS PPG RPG APG Blks. Stls. FG % 3P % FT %										LAST: 3 points, 2 stls, 1 ast in the win over Penn State.	CAREER HIGHS
	15 / 0 3.0 1.8 2.4 2 13 .455 .462 9-12										• Has a 36 / 6 assist: turnover ratio (6.00); 6 turnovers in 259 minutes this yr.	P: 7 Nicholls (12-29-21)
	#34 Carson Barrett So. Forward										• Has 45 points, 27 rebs, 36 asts, 13 stls, 6 TDs in 259 minutes this season.	R: 6 [23] Wisconsin (1-3-22)
6-5 215 Lafayette, Ind. Lafayette Central Catholic	GP / GS PPG RPG APG Blks. Stls. FG % 3P % FT %										• Avg. 4.3 PPG, 1.7 RPG, 3.2 APG in last 6 games (8-14 FGs, 3-6 3Ps).	A: 7 Nicholls (12-29-21)
	7 / 0 0.3 0.6 0.0 0 0 1-5 0-2 0-1										• Named Pennsylvania Gatorade POY and Mr. Basketball following SR year.	M: 25 Clemson (11-26-20)
	#50 Trevion Williams Sr. Forward (tray-vee-on)										LAST: Did not play in the win over Penn State.	CAREER HIGHS
6-10 255 Chicago, Ill. Henry Ford (Mich.)	GP / GS PPG RPG APG Blks. Stls. FG % 3P % FT %										• Made first career field goal in the win over Omaha.	P: 2 Omaha (11-26-21)
	15 / 4 13.5 8.8 3.0 12 15 .609 .37 .593										• Led Lafayette CC to Hoosier Conf. title as SR; 18.1 PPG, 10.2 RPG, 6.5 APG.	R: 2 Butler (12-18-21)
	#55 Sasha Stefanovic Sr. Guard (steph-On-uh-vitch)										• Excelled on the baseball diamond as well (3-yr. starter; .368 BA).	A: 0
6-5 205 Crown Point, Ind. Crown Point	GP / GS PPG RPG APG Blks. Stls. FG % 3P % FT %										• Father, Dave, was HS head coach; Played at Purdue from 1988-91.	M: 3 Two Times
	15 / 15 11.3 2.3 4.0 0 5 .421 .419 .879										LAST: 21 points, 9 rebs, 2 asts, 1 blk in the win over Penn State.	CAREER HIGHS
	#55 Sasha Stefanovic Sr. Guard (steph-On-uh-vitch)										• Two-time Big Ten Player of the Week (Nov. 22; Dec. 13).	P: 36 [19] Michigan (1-9-20)
6-5 205 Crown Point, Ind. Crown Point	GP / GS PPG RPG APG Blks. Stls. FG % 3P % FT %										• Only player nat'l since 2009-10 with 22 P, 12 R, 9 A, 4 B, 2 S in game (NCSU).	R: 20 [19] Michigan (1-9-20)
	15 / 15 11.3 2.3 4.0 0 5 .421 .419 .879										• Avg. 13.0 PPG, 8.3 RPG, 4.0 APG in last 3 games (16-28 FGs, 6-10 FTs).	A: 9 North Carolina St. (12-12-21)
	#55 Sasha Stefanovic Sr. Guard (steph-On-uh-vitch)										• 4 career Big Ten Player of the Week honors – 5th in Purdue history.	M: 43 [19] Michigan (1-9-20)
6-5 205 Crown Point, Ind. Crown Point	GP / GS PPG RPG APG Blks. Stls. FG % 3P % FT %										LAST: 13 points, 6 asts, 3 rebs in the win over Penn State.	CAREER HIGHS
	15 / 15 11.3 2.3 4.0 0 5 .421 .419 .879										• 178 career 3-ptrs – 11th on the school's 3PM list; 3-pt. in every game this yr.	P: 23 Three Times
	#55 Sasha Stefanovic Sr. Guard (steph-On-uh-vitch)										• Avg. 11.7 PPG, 4.3 APG, 2.3 RPG in last 3 games (8-22 3Ps).	R: 8 [17] Maryland (1-18-20)
6-5 205 Crown Point, Ind. Crown Point	GP / GS PPG RPG APG Blks. Stls. FG % 3P % FT %										• His 89 made 3-pointers since start of last yr. are 4th in Big Ten.	A: 8 Three Times
	15 / 15 11.3 2.3 4.0 0 5 .421 .419 .879										• Father, Lou, was selected by Seattle in the 1995 NBA Draft (5th round).	M: 46 Minnesota (1-2-20)
	#55 Sasha Stefanovic Sr. Guard (steph-On-uh-vitch)											