

PURDUE BOILERMAKERS

2021-22 BASKETBALL GAME NOTES

MBB Contact: Chris Forman ► Email: cforman@purdue.edu ► Office: 765.494.3201 ► Cell: 413.687.4590 ► Address: 900 John Wooden Drive, West Lafayette, IN 47907

GAME 29 // PURDUE LOOKS TO STAY ATOP BIG TEN WITH CHALLENGE AT MICHIGAN STATE



[4 / 7] PURDUE (24-4 / 13-4 BIG TEN) vs. [RV / RV] MICHIGAN STATE (18-9 / 9-7 BIG TEN)

Saturday, February 26, 2022 • Noon ET • East Lansing, Mich. • Breslin Center (14,797)

TELEVISION: ESPN (Jason Benetti, Robbie Hummel, Myron Medcalf) | Satellite Radio (SIRIUS 137, XM 195, SXM App 957)

RADIO: 22 stations on the Purdue Radio Network and on Varsity Sports Network (online); Rob Blackman and Bobby Riddell.

LIVE STATS: PurdueStats.com // SOCIAL MEDIA: @BoilerBall on Twitter, Instagram and Facebook

	Record	24-4	VS.	Record	18-9	
	Big Ten	13-4		Big Ten	9-7	
	Home	15-1		Home	10-3	
	Away	5-3		Away	5-4	
	Neutral	4-0		Neutral	3-2	
	Streak	Win-3		Streak	Loss-3	
	AP / Coaches	4 / 7		AP / Coaches	RV / RV	
	NET / KenPom	10 / 13		NET / KenPom	35 / 36	

THE SERIES: Purdue leads, 72-55 // LAST MEETING: Feb. 16, 2021 (Purdue, 75-65) // STREAK: Purdue, win-4

MATT PAINTER

17th season at Purdue (379-188)

18th season overall (404-193)

THE HEAD COACHES

Record at School

Career Record

TOM IZZO

27th season at Michigan State (661-263)

27th season overall (661-263)

THE OPENING TIP

- With just one week left in the regular season, the No. 4-ranked Purdue Boilermakers remain on their quest for their 25th Big Ten Championship, facing a talented and hungry Michigan State squad on Saturday in East Lansing. The Boilermakers remain tied for the league lead with Illinois and Wisconsin with three games to play and this weekend's games will go a long way in determining the regular-season champion.
- Purdue enters with a 24-4 mark, while the Spartans are 18-9. The Spartans own victories over UConn, Wisconsin, Loyola and Michigan.
- The contest will be televised on ESPN with Jason Benetti, Robbie Hummel and Myron Medcalf on the call. On the radio waves, Rob Blackman and Bobby Riddell will be courtside on the 22-station Purdue Radio Network and online on the Varsity Sports Network (app). Live stats will be provided on PurdueStats.com and updates will be provided on Purdue's official Twitter account (@BoilerBall).

THE NOTES TO KNOW

- Purdue needs one win for 25 this season, which would mark the 15th season in school history with 25 wins, including nine under Painter.
- Though mathematically still possible with a tremendous longshot, Purdue has essentially clinched a double-bye in the upcoming Big Ten Tournament. To make it official, Purdue needs one more victory in its last three games. Purdue has had a double-bye in every year of the current format.
- Purdue has won 13 of its last 15 games after starting league play 1-2, and nine of its last 10 games after starting Big Ten action 4-3.
- Purdue is a nation's-best 6-1 against teams ranked in the NCAA NET and the KenPom top 25 rankings.
- Purdue is 10-3 in the month of February since last year, having won six of the games by double-digits.
- Purdue has trailed by double-digits in five games this year (Villanova, North Carolina State, Indiana, Michigan, Maryland) and won three of them. All three comeback wins came in the last 11 minutes of the game.
- Purdue leads the Big Ten in field goal percentage (by 23 points), 3-point percentage (23 points), 3-pointers, rebound margin and assists.
- Purdue has won at least 12 league games for the seventh time in the last eight years. During that span, just three other programs have done it at least five times (Wisconsin - 6; Maryland, Michigan State - 5).
- Purdue's 80 Big Ten wins since the 2016-17 season are the third-most conference wins for a power-conference team during that span.
- Zach Edey and Jaden Ivey were named to the Wooden Award late-season top-20 list. Ivey was tabbed one of 10 finalists for the West Award given to the nation's best shooting guard, while Edey is one of 10 finalists for the Abdul-Jabbar Award given to the nation's top center.

2021-22 PURDUE ROSTER (► denotes probable starter)

No.	Name	Yr.	Pos.	Ht.	Wt.	Hometown	GP / GS	PPG	RPG	APG	Other
0	► Mason Gillis	So.	F	6-6	230	New Castle, Ind.	24 / 16	6.9	4.4	0.9	32-68 3Ps
1	Brian Waddell	Fr.	F	6-7	180	Carmel, Ind.	0 / 0	-	-	-	REDSHIRTING 2021-22 SEASON -
2	► Eric Hunter Jr.	Sr.	G	6-4	175	Indianapolis, Ind.	28 / 10	5.6	1.8	1.9	22-50 3Ps
3	Caleb Furst	Fr.	C	6-10	230	Fort Wayne, Ind.	27 / 12	4.4	3.5	0.5	BIG FOW (N22)
4	Trey Kaufman-Renn	Fr.	F	6-9	225	Sellersburg, Ind.	0 / 0	-	-	-	REDSHIRTING 2021-22 SEASON -
5	Brandon Newman	So.	G	6-5	200	Valparaiso, Ind.	20 / 1	5.0	2.1	0.7	25 3Ps
11	Isaiah Thompson	Jr.	G	6-1	160	Zionsville, Ind.	28 / 20	5.1	1.1	1.3	35-81 3Ps
14	Jared Wulbrun	Sr.	G	5-10	180	Stanford, Calif.	9 / 0	0.2	0.1	0.0	
15	► Zach Edey	So.	C	7-4	295	Toronto, Ontario	28 / 25	14.5	7.6	1.5	68.2 FG %
21	Matt Frost	Jr.	F	6-5	200	Columbus, Ind.	8 / 0	0.5	0.4	0.0	
22	Chase Martin	So.	G	6-3	180	Columbia, Mo.	8 / 0	0.3	0.3	0.1	
23	► Jaden Ivey	So.	G	6-4	195	South Bend, Ind.	27 / 25	17.3	4.9	3.1	BIG POW (J30)
25	Ethan Morton	So.	G	6-6	215	Butler, Pa.	28 / 0	2.7	1.3	1.6	12-26 3Ps
34	Carson Barrett	So.	G	6-5	215	Lafayette, Ind.	8 / 0	0.5	0.6	0.0	
50	Trevion Williams	Sr.	F	6-10	255	Chicago, Ill.	28 / 4	12.0	7.5	3.1	2X BIG POW
55	► Sasha Stefanovic	Sr.	G	6-5	205	Crown Point, Ind.	28 / 28	11.6	2.5	3.4	73-180 3Ps

2021-22 PURDUE SCHEDULE

Date	P / O	Rank	Opponent	TV	Time/Result
N9	7 / -		Bellarmine	BTN+	W, 96-67
N12	7 / -		Indiana State	BTN	W, 92-67
N16	6 / -		Wright State	BTN	W, 96-52
N20	2	6 / 18	vs. North Carolina	ESPN	W, 93-84
N21	2	6 / 5	vs. Villanova	ABC	W, 80-74
N26	3 / -		Omaha	BTN+	W, 97-40
N30	3	2 / -	Florida State	ESPN	W, 93-65
D3	* 2 / RV		Iowa	BTN	W, 77-70
D9	* 1 / -		at Rutgers	BTN	L, 68-70
D12	4	1 / -	vs. North Carolina State	BTN	W, 82-72
D18	5	3 / -	vs. Butler	FOX	W, 77-48
D20	3 / -		Incarnate Word	BTN	W, 79-59
D29	3 / -		Nicholls	BTN	W, 104-90
J3	* 3 / 23		Wisconsin	BTN	L, 69-74
J8	* 3 / -		at Penn State	BTN	W, 74-67
J14	* 7 / -		Nebraska	FS1	W, 92-65
J17	* 4 / 17		at Illinois	FOX	W, 96-88
J20	* 4 / RV		at Indiana	FS1	L, 65-68
J23	* 4 / -		Northwestern	BTN	W, 80-60
J27	* 6 / RV		at Iowa	FS1	W, 83-73
J30	* 6 / 16		Ohio State	CBS	W, 81-78
F2	* 4 / -		at Minnesota	BTN	W, 88-73
F5	* 4 / -		Michigan	FOX	W, 82-76
F8	* 3 / 13		Illinois	ESPN	W, 84-68
F10	* 3 / -		at Michigan	ESPN	L, 58-82
F13	* 3 / -		Maryland	CBS	W, 62-61
F16	* 5 / -		at Northwestern	BTN	W, 70-64
F20	* 5 / RV		Rutgers	FS1	W, 84-72
F26	* 4 / RV		at Michigan State	ESPN	Noon
M1	* - / 13		at Wisconsin	ESPN	9 p.m.
M5	* - / -		Indiana	ESPN	TBA
M10	6	- / -	Big Ten Second Round	BTN	TBA
M11	6	- / -	Big Ten Quarterfinals	BTN	TBA
M12	6	- / -	Big Ten Semifinals	CBS	TBA
M13	6	- / -	Big Ten Championship	CBS	3:30 p.m.
TBA	7	- / -	NCAA Tournament		TBA

* Home games played at Mackey Arena in bold.

* All times Eastern and subject to change.

* Denotes Big Ten Conference Game

1 Denotes exhibition game (West Lafayette, Ind.)

2 Denotes Hall of Fame Tip-off Classic (Uncasville, Conn.)

3 Denotes ACC / Big Ten Challenge (West Lafayette, Ind.)

4 Denotes Hall of Fame Invitational (Brooklyn, N.Y.)

5 Denotes Crossroads Classic (Indianapolis, Ind.)

6 Denotes Big Ten Tournament (Indianapolis, Ind.)

7 Denotes NCAA Tournament (TBA)

INSIDE THE NUMBERS (Through Feb. 23, 2022)

PURDUE			MICHIGAN STATE		
NCAA Rk.	Stats	Category	Stats	NCAA Rk.	
6	82.2	Scoring Offense	72.3	152	
171	68.8	Scoring Defense	67.3	128	
10	+13.4	Scoring Margin	+5.0	121	
3	.502	FG Percentage	.454	104	
148	.426	FG Pct. Defense	.406	43	
2	.403	3-Point Percentage	.380	19	
26	9.3	3-Pointers / Game	7.3	190	
188	.710	Free Throw Percentage	.762	34	
3	+9.7	Rebound Margin	+5.4	38	
7	17.5	Assists	16.0	31	
68	11.5	Turnovers	13.7	262	
8	1.52	Assist / TO Ratio	1.16	98	
285	-1.50	Turnover Margin	-3.56	330	

#BoilerUp | @BoilerBall | PURDUESPORTS.COM

MEDIA AVAILABILITY (all times Eastern; contact Chris Forman for more information)						
Saturday February 26 ► GAMEDAY • Michigan State • ESPN • East Lansing, Mich. • Breslin Center • Noon	Sunday February 27 • No availability	Monday February 28 • Coach Painter (1:30 p.m.) • Student Athletes (1:30 p.m.) • Painter Radio Show (6 p.m.)	Tuesday March 1 ► GAMEDAY • Wisconsin • ESPN / ESPN2 • Madison, Wis. • Kohl Center • 9 p.m. ET / 8 p.m. CT	Wednesday March 2 • No availability	Thursday March 3 • No availability	Friday March 4 • Student Athletes (1:30 p.m.) • Coach Painter (1:30 p.m.)

<p>THE SERIES WITH THE SPARTANS</p> <ul style="list-style-type: none"> • Saturday's contest marks the 128th meeting between the two teams with Purdue holding a 72-55 advantage. • Purdue has won four games in a row in the series by a combined 	<p>STREAKING IN THE TOP 10</p> <ul style="list-style-type: none"> • Purdue rose to No. 4 in the AP Top 25 poll released Monday, marking Purdue's 16th straight week of being ranked in the top seven. • The 16-week stretch of being ranked in the top 10 is the second- 	<p>PILING UP THE RANKED WINS</p> <ul style="list-style-type: none"> • Since the start of the 2016-17 season, Purdue has 29 wins over nationally-ranked teams, good for the sixth-most nationally. Purdue is 29-25 against ranked teams during that span.
--	---	--

- Saturday's contest marks the 128th meeting between the two teams with Purdue holding a 72-55 advantage.
- Purdue has won four games in a row in the series by a combined 50 points, the Boilermakers' longest-winning streak in the series since 1993-97 (7 games).
- In the 29 games (including Saturday) under Matt Painter, one of the teams has been ranked in 25 of them, including one of the teams ranked in the top 10 in 16 of the contests.

► VS. MICHIGAN STATE (LAST 10 MEETINGS)				
Date	P / O	Location	Result	Score
2-9-16	18 / 8	West Lafayette, Ind.	W	82-81
3-13-16	13 / 2	Indianapolis, Ind. (BTT)	L	62-66
1-24-17	20 / -	East Lansing, Mich.	W	84-73
12-18-17	16 / -	West Lafayette, Ind.	W	80-63
2-10-18	3 / 4	East Lansing, Mich.	L	65-68
1-8-19	- / 6	East Lansing, Mich.	L	59-77
1-27-19	- / 6	West Lafayette, Ind.	W	73-63
1-12-20	- / 8	West Lafayette, Ind.	W	71-42
1-8-21	- / 23	East Lansing, Mich.	W	55-54
2-16-21	- / -	West Lafayette, Ind.	W	75-65

THE ROAD TO REDEMPTION

- With one game in the books on Purdue's redemption tour, Purdue will take a revenge "break" when it visits Michigan State. The Boilermakers are looking to exact revenge on three league teams that beat them this season.

- With one game in the books on Purdue's redemption tour, Purdue will take a revenge "break" when it visits Michigan State. The Boilermakers are looking to exact revenge on three league teams that beat them this season.
- A win in each of the last three games would give Purdue a victory over every team in the Big Ten Conference this season. The last time that happened came in the 2010-11 season (Big Ten had 11 teams).
- Wisconsin (March 1) – **Johnny Davis** scored half of Wisconsin's 74 points to overcome an 8-point deficit for a 74-69 victory.
- Indiana (March 5) – **Rob Phinisee** hit a 3-pointer with 17 seconds left to lift Indiana to a 68-65 victory.

- Purdue rose to No. 4 in the AP Top 25 poll released Monday, marking Purdue's 16th straight week of being ranked in the top seven.
- The 16-week stretch of being ranked in the top 10 is the second-longest streak in school history and the longest in over 30 years.
- Purdue, Gonzaga, Baylor and Duke have all been ranked in the top 10 of every poll this season, with Purdue and Gonzaga being in the top seven of every poll.

Weeks	Dates
17	Preseason 1986-87 to Preseason 1987-88
16	Preseason 2021-22 to present
11	Jan. 4, 1988 to March 14, 1988
10	Preseason 1997-98 to Jan. 12, 1998
10	Preseason 2009-10 to Jan. 11, 2010

- Since the start of the 2015-16 season, Purdue has been ranked in 90 of 130 Associated Press Top 25 polls. The total is the ninth most in the country.
- Purdue has been ranked in at least one poll in every season for seven consecutive years, the second-longest streak in school history (eight; 1968-75).

No.	Team	Streak
129	Kansas	21
124	Villanova	56
119	Duke	16
117	Gonzaga	111
111	Kentucky	16
105	Virginia	--
98	Michigan State	--
95	Baylor	53
90	Purdue	19
90	North Carolina	--

► **LONGEST ACTIVE STREAKS IN AP TOP 25 POLL**

No.	Date
64	Feb. 4, 2008 to March 14, 2011
41	Nov. 2, 2015 to Nov. 20, 2017
34	Nov. 4, 1997 to Feb. 22, 1999
34	Nov. 30, 1992 to March 14, 1994
33	Nov. 15, 1986 to March 14, 1988
20	Feb. 12, 1979 to March 3, 1980
19	March 1, 2021 to present

- Since the start of the 2016-17 season, Purdue has 29 wins over nationally-ranked teams, good for the sixth-most nationally. Purdue is 29-25 against ranked teams during that span.

Team	Wins
Kansas	38
Baylor	31
Duke	31
Michigan State	31
Villanova	30
Purdue	29
Michigan	29
Texas Tech	29
North Carolina	27
Florida State	26
Virginia	26

- Purdue is 5-1 against nationally-ranked teams this season (one loss to Wisconsin), recording the fourth-most wins against a ranked team this season.

Team	Wins
Texas Tech	7
Marquette	6
Villanova	6
Purdue	5
Alabama	5
Rutgers	5

► Through games played Feb. 23, 2022.

- The four double-byes are ALMOST locked up and now the top four teams are playing for a conference title.
- After starting the Big Ten season with a 1-2 mark and then 4-3 after seven games, Purdue has won nine of its last 10 contests to put itself back in the mix.
- Wisconsin and Illinois (as of Thursday morning) have only four losses and the last week's race for the title may be among the most hotly-contested races in college basketball.

Teams	Last 5	Last 10	What's Left
Purdue (13-4)	4-1	9-1	at MSU, at UW, Ind.
Wisconsin (13-4)	4-1	7-3	at Rutg., Purdue, Neb.
Illinois (12-4)	3-2	6-4	OSU, at Mich, PSU, Iowa
Ohio State	3-2	6-4	at Ill., at Md., Neb., MSU, Mich.

► Through games played Feb. 23, 2022.

- Over its last 111 games at Mackey Arena, Purdue is 100-11.
- Since the start of the 2014-15 season, Purdue is 21-7 at Mackey Arena against nationally-ranked opponents.
- Purdue will enter next season having won 14 straight games at Mackey Arena against non-conference opposition.

12 IN THE LEAGUE... AGAIN

- Purdue has reached 12 wins in Big Ten play for the seventh time in the last eight years.
- Since the 2014-15 season, Purdue is 104-44 in Big Ten play, the best record by four games (Michigan State - 99-48).
- Since the 2016-17 season, Purdue (80), Michigan State (74) and Michigan (70) are the only teams to have reached 70 Big Ten wins.

► NUMBER OF TIMES WITH 12+ WINS IN BIG TEN PLAY SINCE 2015

No.	Team	Years
7	Purdue	2015, 2016, 2017, 2018, 2019, 2021, 2022
6	Wisconsin	2015, 2016, 2017, 2019, 2020, 2022
5	Maryland	2015, 2016, 2017, 2019, 2020
5	Michigan State	2015, 2016, 2018, 2019, 2020
3	Illinois	2020, 2021, 2022
3	Iowa	2015, 2016, 2021
3	Michigan	2018, 2019, 2021
2	Ohio State	2018, 2021
1	Indiana	2016
1	Nebraska	2018

BEST RECORDS AGAINST THE NET TOP 20

- Against teams ranked in the top 20 in the NET, Purdue is 6-1. This is for the teams ranked in the top 20.

► BEST RECORDS VS. TEAM IN TOP 20 OF THE NET

NET Rk.	Team	Record
10	Purdue	6-1
7	Texas Tech	6-2
1	Gonzaga	3-1
20	Wisconsin	4-2
11	Auburn	2-1
12	Duke	2-1
16	UConn	2-1
2	Arizona	2-2
13	UCLA	2-2
3	Kentucky	3-4
5	Kansas	2-3
6	Baylor	2-3
14	Illinois	2-3
17	LSU	2-3
9	Tennessee	3-5
8	Villanova	2-4
15	Texas	2-4
19	Ohio State	1-3
18	Iowa	1-4
4	Houston	0-1

► Through games played Feb. 23, 2022.

- Purdue's seven quad-1 wins are tied for the fourth most in America.
- Purdue's 11 quad-1 and quad-2 wins are tied for the 10th most in America. Purdue is 13-0 in quad-3 and quad-4 games.
- The fickle nature of the NET rankings is apparent in Purdue's NET record. Michigan is 33 in the NET, and needs to move into the top 30 for another quad-1 win. Northwestern is ranked 77, and a move into the top 75 would give Purdue another quad-1 and quad-2 win. Rutgers is 83 and a move into top 75 would be a quad-2 win. Lastly, Penn State is 85 and a move into top 75 would be a quad-1 win.

► QUAD-1 WINS / QUAD 1 AND 2 WINS

Team	Q-1	Team	Q-1 & 2
Baylor	10	Kansas	16
Kansas	10	Baylor	15
Iowa State	8	Wisconsin	14
Purdue	7	Texas Tech	13
8 other schools	7	Auburn	13
		Alabama	13
		Providence	13
		Villanova	12
		UConn	12
		Purdue	11
		Kentucky	11

► Through games played Feb. 23, 2022.

MORE ON THE SCHEDULE

- Purdue's schedule currently ranks 37th nationally, according to KenPom.com, having played 17 top-100 opponents. The Boilermakers' current Big Ten schedule ranks ninth, but will likely go lower with games against Michigan State, Wisconsin and Indiana to end the season.
- The Boilermakers' single-play games this year are against Ohio State (10-5), Michigan State (9-7), Penn State (6-10), Minnesota (4-13), Maryland (5-11) and Nebraska (1-15).
- In the KenPom era, just Michigan State and Michigan (2012 - shared; also with Ohio State) have won a conference title with a schedule ranked in the top half of the league.

UNDEFEATED DURING THE NON-CONFERENCE SCHEDULE

- The win over Nicholls on Dec. 29, gave Purdue just its fourth undefeated record against non-conference opposition (since 1939-40), and the first such season since 2009-10.

► UNDEFEATED, NON-CONFERENCE RECORDS

Year	Non-Con	Final	Postseason
2020-21	11-0	????	
2009-10	12-0	29-6	L - Sweet 16
1993-94	12-0	29-5	L - Elite 8
1992-93	9-0	18-10	L - NCAA 1st

DEFENSE MIGHT BE COMING AROUND

- Despite struggling most of the season on the defensive end, Purdue is showing signs of turning things around.
- During Purdue's three-game win streak, it has held its opponents to 65.7 points and just 42.9 percent shooting from the field and 29.5 percent from 3-point range.
- It has also forced 35 turnovers (11.7 per game) after forcing just 7.6 turnovers per game in the previous nine games.
- Despite Purdue's defensive woes, there have been just four games in which teams have shot over 48 percent from the field against Purdue (Rutgers twice, Michigan twice).
- Much has been said about Purdue's defensive issues and it currently sits outside the top 100 in KenPom defensive efficiency, but over the last three games, Purdue's defense ranks 62nd nationally in efficiency.
- The lowest that a Big Ten regular-season champion has ranked in defensive efficiency came in 2014, when Michigan ranked 89th (15-3 record).

THE COMEBACK KIDS

- Purdue has trailed by double-digits in just five games this year, coming back to win in three of them, and almost doing so in a fourth (Indiana). All three comebacks came in the final 12 minutes.

► SECOND-HALF COMEBACKS

Date	Opponent	Trailed	Final
11-21-21	[5] Villanova	57-46 (9:03 2nd)	W, 80-74
12-12-21	North Carolina State	54-41 (9:10 2nd)	W, 82-72
2-13-22	Maryland	48-36 (11:00 2nd)	W, 62-61

24 WINS IN 28 GAMES

- Purdue is 24-4 (or better) for the sixth time since the 1979-80 season, last doing so during the 2009-10 season (24-4).
- A win over Michigan State would be Purdue's best 29-game start (can you really call it a start still?) since starting 25-4 in 1995-96, and would mark just the fifth 25-4 (or better) start since since the 1979-80 season.

► 29-GAME STARTS SINCE 1979-80

Year	28-game	29-game	Final	Post. (Seed)
2021-22	24-4			
2009-10	24-4	24-5	29-6	L - Sweet 16 (4)
1995-96	24-4	25-4	26-6	L - 2nd rd. (1)
1993-94	24-4	25-4	29-5	L - Elite 8 (1)
1987-88	26-2	26-3	29-4	L - Sweet 16 (1)
1986-87	24-4	25-4	25-5	L - 2nd Rd. (3)

REGULAR-SEASON WIN COUNTER

- Purdue's 24 wins are the most in the regular season since the 2017-18 season (26) and the Boilermakers have a chance to tie the school record for most regular-season wins with three games left.

► MOST REGULAR-SEASON WINS IN SCHOOL HISTORY

No.	Year	Finished
27	1987-88	29-4
26	2017-18	30-7
26	2009-10	29-6
26	1993-94	29-5
25	2016-17	27-8
25	2010-11	26-8
25	1995-96	26-6
24	2021-22	

ELITE SHOOTING AT ALL LEVELS

- Purdue is one of two teams nationally to shoot over 50.0 percent from the field, 40.0 percent from 3-point range and 70.0 percent from the free throw line.

► 50, 40, 70 SHOOTING PERCENTAGES (TEAM)

Team	FG %	3P %	FT %
South Dakota State	.527	.452	.761
Purdue	.502	.403	.710

► Through games played Feb. 23, 2022.

REACHING THESE LEVELS MEANS A VICTORY

- Purdue has won 50 straight games when shooting at least 50.0 percent from the field, 40.0 percent from 3-point range and 70.0 percent from the free throw line, last losing to Illinois on March 3, 2004 (81-79; ot).

BEST SHOOTING TEAM IN SCHOOL HISTORY?

- Purdue has never had a season where it shot 50-40-70 from the three levels, but is trying to do that this year.
- Purdue's 50.2 field goal percentage is currently the program's best since shooting 52.2 percent during the 1989-90 season. It has shot over 49.0 percent just once since 1989-90 (2017-18 season; .493).

► TOP-25 IN BOTH FIELD GOAL PCT. AND 3-POINT PCT. (RANK)

Team	FG %	3P %
South Dakota State	2	1
Purdue	3	2
Loyola Chicago	9	12
Davidson	10	5
Princeton	12	16
Missouri State	16	17
Liberty	25	4

► Through games played Feb. 23, 2022.

SNIPERS UNITE

- Purdue has a lethal frontline, but has surrounded that frontline with some serious 3-point arsenal. Purdue has seven players that are over 40.0 percent from long distance and two more, **Jaden Ivey** and **Brandon Newman**, that definitely has the capability.

► PURDUE'S 3-POINT SHOOTERS (SEASON / CAREER)

Player	3P-A	Pct.	3P-A	Pct.
Mason Gillis	32-68	.471	51-122	.418
Ethan Morton	12-26	.462	16-40	.400
Trevion Williams	5-11	.455	9-26	.346
Eric Hunter Jr.	22-50	.440	97-298	.326
Isaiah Thompson	35-81	.432	94-239	.393
Caleb Furst	9-22	.409	9-22	.409
Sasha Stefanovic	73-180	.406	212-533	.398
Jaden Ivey	48-130	.369	73-227	.322
Brandon Newman	25-77	.325	64-180	.356

GAME 29 // [5] PURDUE vs. MICHIGAN STATE // FEBRUARY 26, 2022

BIG TEN SUCCESS UNDER PAINTER (Since 2006-07 / Painter's second year at Purdue)						2021-22 BIG TEN STANDINGS																																																																																																							
Overall Wins	Total	Conference Wins	Total	NCAA Bids	Total	NBA Draft Picks*	Total	Team	Conf.	Pct.	Overall	Pct.	NET																																																																																																
Michigan State	406	Wisconsin	198	Michigan State	14	Michigan	14	[4] Purdue	13-4	.769	24-4	.857	10																																																																																																
Ohio State	395	Michigan State	195	Wisconsin	13	Maryland	12	[13] Wisconsin	13-4	.769	22-5	.815	20																																																																																																
Wisconsin	394	Purdue	190	Purdue	12	Ohio State	11	[15] Illinois	12-4	.750	19-7	.731	14																																																																																																
Purdue	371	Ohio State	186	Ohio State	11	Michigan State	11	[22] Ohio State	10-5	.667	17-7	.708	19																																																																																																
Michigan	357	Michigan	167	Michigan	10	Indiana	10	[rv] Rutgers	10-7	.588	16-11	.593	83																																																																																																
Maryland	341	Maryland	154	Maryland	8	Purdue	8	[25] Iowa	9-7	.563	19-8	.704	18																																																																																																
Illinois	308	Illinois	139	Indiana	6	Iowa	5	[rv] Michigan State	9-7	.563	18-9	.667	36																																																																																																
Indiana	295	Iowa	135	Illinois	5	Wisconsin	4	Michigan	9-7	.563	15-11	.577	33																																																																																																
Iowa	290	Indiana	135	Iowa	5	Illinois	2	Indiana	7-9	.438	16-10	.615	43																																																																																																
Minnesota	287	Minnesota	107	Minnesota	5	Nebraska	2	Penn State	6-9	.400	11-12	.478	85																																																																																																
Penn State	253	Penn State	100	Nebraska	1	Minnesota	1	Northwestern	6-11	.353	13-13	.500	77																																																																																																
Northwestern	241	Nebraska	92	Northwestern	1	Rutgers	1	Maryland	4-11	.267	12-14	.462	95																																																																																																
Nebraska	238	Northwestern	92	Penn State	1	Northwestern	0	Minnesota	4-13	.235	13-13	.500	101																																																																																																
Rutgers	216	Rutgers	81	Rutgers	1	Penn State	0	Nebraska	1-15	.063	7-20	.259	188																																																																																																
► Through games played Feb. 23.		► Through games played Feb. 23.		► Entering 2021-22 season.		* Since 2007 NBA Draft		► Through games played Feb. 23, 2022.																																																																																																					
MAKING HALF OF THEM						BEST SHOOTING PROGRAM IN THE COUNTRY?						BOILERMAKERS ARE AN EFFICIENT BUNCH																																																																																																	
• Purdue has shot over 50.0 percent from the field in 16-of-28 games, the third-highest total nationally (South Dakota State - 20; Gonzaga - 18; Purdue , Belmont - 16).						• Purdue can lay claim to perhaps being the best 3-point shooting program in the country over the last few years.						• Purdue, Gonzaga and Iowa are the only teams to be able to boast a top-5 offense in at least three of the last five years.																																																																																																	
• Purdue has shot at least 40.0 percent from 3-point range in 17-of-28 games, the second-highest total nationally (South Dakota State - 21; Purdue - 17).						► 1,700 3PM / 38.0 3-POINT PERCENTAGE (SINCE 2016-17)						► TOP-50 OFFENSES IN THE LAST SEVEN YEARS (SINCE 2015-16)																																																																																																	
• Purdue has shot 50.0 percent from the field and 40.0 percent from 3-point range in 12-of-28 games, the second-highest total nationally (South Dakota State - 18; Purdue , Vermont - 12).						<table><tr><th>Team</th><th>3PM</th><th>3P%</th></tr><tr><td>South Dakota State</td><td>1,721</td><td>.394</td></tr><tr><td>Marquette</td><td>1,757</td><td>.387</td></tr><tr><td>Wofford</td><td>1,907</td><td>.384</td></tr><tr><td>Purdue</td><td>1,718</td><td>.380</td></tr></table>						Team	3PM	3P%	South Dakota State	1,721	.394	Marquette	1,757	.387	Wofford	1,907	.384	Purdue	1,718	.380	<table><tr><th>Team</th><th>2016</th><th>2017</th><th>2018</th><th>2019</th><th>2020</th><th>2021</th><th>2022</th></tr><tr><td>Purdue</td><td>19</td><td>24</td><td>2</td><td>4</td><td>50</td><td>26</td><td>1</td></tr><tr><td>Gonzaga</td><td>22</td><td>16</td><td>14</td><td>1</td><td>1</td><td>1</td><td>2</td></tr><tr><td>Iowa</td><td>25</td><td>43</td><td>19</td><td>15</td><td>5</td><td>3</td><td>5</td></tr><tr><td>Villanova</td><td>3</td><td>3</td><td>1</td><td>16</td><td>15</td><td>6</td><td>6</td></tr><tr><td>Duke</td><td>4</td><td>6</td><td>3</td><td>7</td><td>9</td><td>18</td><td>9</td></tr><tr><td>Houston</td><td>21</td><td>39</td><td>38</td><td>19</td><td>22</td><td>7</td><td>13</td></tr><tr><td>Michigan</td><td>30</td><td>4</td><td>35</td><td>24</td><td>20</td><td>9</td><td>23</td></tr></table>		Team	2016	2017	2018	2019	2020	2021	2022	Purdue	19	24	2	4	50	26	1	Gonzaga	22	16	14	1	1	1	2	Iowa	25	43	19	15	5	3	5	Villanova	3	3	1	16	15	6	6	Duke	4	6	3	7	9	18	9	Houston	21	39	38	19	22	7	13	Michigan	30	4	35	24	20	9	23																	
Team	3PM	3P%																																																																																																											
South Dakota State	1,721	.394																																																																																																											
Marquette	1,757	.387																																																																																																											
Wofford	1,907	.384																																																																																																											
Purdue	1,718	.380																																																																																																											
Team	2016	2017	2018	2019	2020	2021	2022																																																																																																						
Purdue	19	24	2	4	50	26	1																																																																																																						
Gonzaga	22	16	14	1	1	1	2																																																																																																						
Iowa	25	43	19	15	5	3	5																																																																																																						
Villanova	3	3	1	16	15	6	6																																																																																																						
Duke	4	6	3	7	9	18	9																																																																																																						
Houston	21	39	38	19	22	7	13																																																																																																						
Michigan	30	4	35	24	20	9	23																																																																																																						
A BUNCH OF POINTS						• Since 2016-17, Purdue has had 28 games of 13 or more 3-pointers. During that span, the next closest Big Ten team is Michigan (17).						► Through games played Feb. 23, 2022.																																																																																																	
• Purdue has scored at least 90 points in nine of its 28 games this year, which is a good thing since Purdue has won 111 straight games when scoring at least 90 points (dating to Nov. 1987).						TIME TO START TALKING DOUBLE-BYES						TOP-25 STREAK WILL LIKELY CONTINUE																																																																																																	
► TIMES SCORING 90 POINTS (2021-22 SEASON)						• Purdue has had a double-bye in every Big Ten tournament that has been played, earning a double-bye in all six tournaments since 2015.						• Purdue is one of two schools to rank in the KenPom Top 25 in each of the last seven years, including this season.																																																																																																	
No.	Team					• Just five programs have had more than one double-bye during the six years of the current tournament format.						► KENPOM TOP 25 IN EACH OF LAST SEVEN YEARS																																																																																																	
11	Gonzaga, South Dakota State					• Nothing scientific has been figured out, but it appears that Purdue may need only one more win to clinch a double-bye in the upcoming tournament.						<table><tr><th>Team</th><th>16</th><th>17</th><th>18</th><th>19</th><th>20</th><th>21</th><th>22</th></tr><tr><td>Purdue</td><td>9</td><td>19</td><td>5</td><td>9</td><td>24</td><td>25</td><td>13</td></tr><tr><td>Gonzaga</td><td>21</td><td>1</td><td>10</td><td>2</td><td>2</td><td>1</td><td>1</td></tr></table>		Team	16	17	18	19	20	21	22	Purdue	9	19	5	9	24	25	13	Gonzaga	21	1	10	2	2	1	1																																																																								
Team	16	17	18	19	20	21	22																																																																																																						
Purdue	9	19	5	9	24	25	13																																																																																																						
Gonzaga	21	1	10	2	2	1	1																																																																																																						
10	Arizona					► BIG TEN TOURNAMENT DOUBLE-BYES						► Through games played Feb. 23, 2022.																																																																																																	
9	Purdue					<table><tr><th>Team</th><th>2015</th><th>2016</th><th>2017</th><th>2018</th><th>2019</th><th>2021</th><th>2022</th></tr><tr><td>Purdue (6)</td><td>✓</td><td>✓</td><td>✓</td><td>✓</td><td>✓</td><td>✓</td><td></td></tr><tr><td>Michigan St. (4)</td><td>✓</td><td>✓</td><td></td><td>✓</td><td>✓</td><td></td><td></td></tr><tr><td>Wisconsin (3)</td><td>✓</td><td></td><td>✓</td><td></td><td>✓</td><td></td><td></td></tr><tr><td>Maryland (3)</td><td>✓</td><td>✓</td><td>✓</td><td></td><td></td><td></td><td></td></tr><tr><td>Michigan (2)</td><td></td><td></td><td></td><td></td><td>✓</td><td>✓</td><td></td></tr><tr><td>Illinois (1)</td><td></td><td></td><td></td><td></td><td></td><td>✓</td><td></td></tr><tr><td>Iowa (1)</td><td></td><td></td><td></td><td></td><td></td><td>✓</td><td></td></tr><tr><td>Nebraska (1)</td><td></td><td></td><td></td><td>✓</td><td></td><td></td><td></td></tr><tr><td>Ohio State (1)</td><td></td><td></td><td></td><td>✓</td><td></td><td></td><td></td></tr><tr><td>Minnesota (1)</td><td></td><td></td><td>✓</td><td></td><td></td><td></td><td></td></tr><tr><td>Indiana (1)</td><td></td><td>✓</td><td></td><td></td><td></td><td></td><td></td></tr></table>						Team	2015	2016	2017	2018	2019	2021	2022	Purdue (6)	✓	✓	✓	✓	✓	✓		Michigan St. (4)	✓	✓		✓	✓			Wisconsin (3)	✓		✓		✓			Maryland (3)	✓	✓	✓					Michigan (2)					✓	✓		Illinois (1)						✓		Iowa (1)						✓		Nebraska (1)				✓				Ohio State (1)				✓				Minnesota (1)			✓					Indiana (1)		✓						INSIDE MORE NUMBERS	
Team	2015	2016	2017	2018	2019	2021	2022																																																																																																						
Purdue (6)	✓	✓	✓	✓	✓	✓																																																																																																							
Michigan St. (4)	✓	✓		✓	✓																																																																																																								
Wisconsin (3)	✓		✓		✓																																																																																																								
Maryland (3)	✓	✓	✓																																																																																																										
Michigan (2)					✓	✓																																																																																																							
Illinois (1)						✓																																																																																																							
Iowa (1)						✓																																																																																																							
Nebraska (1)				✓																																																																																																									
Ohio State (1)				✓																																																																																																									
Minnesota (1)			✓																																																																																																										
Indiana (1)		✓																																																																																																											
8	Belmont, Iowa					THE RUN TRACKER						• Purdue is 142-17 since the start of the 2014-15 season when attempting more free throws than its opponents.																																																																																																	
7	Six Teams					• Purdue has had 27 runs of 10-0 or longer, compared to eight by opponents.						• Purdue is 164-7 when under Painter when holding foes to 59 or fewer points. Three of the seven losses came during the 2012-13 season.																																																																																																	
► Through games played Feb. 23, 2022						► RUN TRACKER						• Purdue is 50-5 since the start of the 2017-18 season when making 10 or more 3-pointers in a game, winning 21 straight games.																																																																																																	
A CLOSER LOOK AT THE WINS AND LOSSES						<table><tr><th>Run</th><th>Purdue</th><th>Opponent</th></tr><tr><td>7-0</td><td>18</td><td>16</td></tr><tr><td>8-0</td><td>14</td><td>9</td></tr><tr><td>9-0</td><td>6</td><td>4</td></tr><tr><td>10-0</td><td>10</td><td>3</td></tr><tr><td>11-0</td><td>4</td><td>2</td></tr><tr><td>12-0</td><td>2</td><td>2</td></tr><tr><td>13-0</td><td>1</td><td></td></tr><tr><td>14-0</td><td>5</td><td>1</td></tr><tr><td>16-0</td><td>1</td><td></td></tr><tr><td>17-0</td><td>1</td><td></td></tr><tr><td>18-0</td><td>1</td><td></td></tr><tr><td>20-0</td><td>1</td><td></td></tr><tr><td>29-0</td><td>1</td><td></td></tr><tr><td>TOTALS</td><td>65</td><td>36</td></tr></table>						Run	Purdue	Opponent	7-0	18	16	8-0	14	9	9-0	6	4	10-0	10	3	11-0	4	2	12-0	2	2	13-0	1		14-0	5	1	16-0	1		17-0	1		18-0	1		20-0	1		29-0	1		TOTALS	65	36	• Purdue is 271-50 under Painter when scoring at least 70 points.																																																				
Run	Purdue	Opponent																																																																																																											
7-0	18	16																																																																																																											
8-0	14	9																																																																																																											
9-0	6	4																																																																																																											
10-0	10	3																																																																																																											
11-0	4	2																																																																																																											
12-0	2	2																																																																																																											
13-0	1																																																																																																												
14-0	5	1																																																																																																											
16-0	1																																																																																																												
17-0	1																																																																																																												
18-0	1																																																																																																												
20-0	1																																																																																																												
29-0	1																																																																																																												
TOTALS	65	36																																																																																																											
• A closer look at the difference between wins and losses.						• Purdue is 146-12 under Painter when scoring at least 80 points, including 60-2 since the start of the 2017-18 season. Purdue has won 38 straight games when scoring 80 or more points (last loss vs. Notre Dame on Dec. 15, 2018).						• Purdue is 138-15 under Painter when winning the rebound and turnover battles in the same game.																																																																																																	
Category	Wins		Losses								• Purdue has won 26 straight games when leading at halftime and since the start of the 2016-17 season, Purdue is 118-12 when leading at the intermission.																																																																																																		
Number	24		4								• Purdue has won 111 straight games when scoring 90 or more points, dating to Nov. 24, 1987 – a span of 12,463 days.																																																																																																		
Scoring Offense	85.1		65.0								BIG WINS																																																																																																		
Scoring Defense	68.0		73.0								• Since the start of the 2015-16 season, 30 of Purdue's 167 wins have come by 30 or more points, the fourth-highest total nationally.																																																																																																		
Field Goal Percentage	.514		.430								► MOST 30-POINT WINS SINCE 2015-16 SEASON																																																																																																		
Field Goal Percentage Defense	.418		.478								<table><tr><th>No.</th><th>Team</th></tr><tr><td>71</td><td>Gonzaga</td></tr><tr><td>35</td><td>Duke</td></tr><tr><td>32</td><td>Houston</td></tr><tr><td>30</td><td>Purdue</td></tr><tr><td>28</td><td>Texas Tech</td></tr></table>		No.	Team	71	Gonzaga	35	Duke	32	Houston	30	Purdue	28	Texas Tech																																																																																					
No.	Team																																																																																																												
71	Gonzaga																																																																																																												
35	Duke																																																																																																												
32	Houston																																																																																																												
30	Purdue																																																																																																												
28	Texas Tech																																																																																																												
3-Point Percentage	.417		.310								► Through games played Feb. 23, 2022.																																																																																																		
3-Point Percentage Defense	.332		.392																																																																																																										
Rebound Margin	+10.8		+3.3																																																																																																										
Assists Per Game	18.5		11.5																																																																																																										
Turnovers Per Game	11.4		12.5																																																																																																										
Turnovers Forced Per Game	10.3		8.3																																																																																																										
Assist / Field Goal Pct.	.621		.484																																																																																																										
Assist / Turnover Ratio	1.63		0.92																																																																																																										
Turnover Margin	-1.04		-4.25																																																																																																										
ANALYTICS FROM KENPOM																																																																																																													
• No. 1 in offensive efficiency.																																																																																																													
• No. 3 in effective field goal percentage.																																																																																																													
• No. 7 in 2-point field goal percentage.																																																																																																													
• No. 15 in offensive rebound percentage.																																																																																																													
• No. 16 in assists / field goals made.																																																																																																													
• No. 37 in strength of schedule.																																																																																																													
• No. 40 in percentage of bench minutes.																																																																																																													
• No. 215 in experience.																																																																																																													

BIG WINS, PART II

• Since the start of the 2015-16 season, 61 of Purdue's 167 wins have come by 20 or more points, the fourth-most nationally.

► MOST 20-POINT WINS SINCE 2015-16 SEASON

No.	Team
118	Gonzaga
67	Duke
66	Houston
63	Villanova
62	Purdue
58	Saint Mary's
57	Texas Tech

► Through games played Feb. 23, 2022.

TOP-100 WINS

• Since the 2016-17 season, Purdue owns the sixth-most wins against teams ranked in the KenPom Top 100.

• Purdue is 6-1 against teams ranked in the KenPom top 25.

► KENPOM TOP-100 WINS (Since 2016-17)

Team	2021-22	Since 2016-17	Pct.
Kansas	16-4	116-39	.748
Villanova	11-7	107-37	.743
Michigan	9-10	96-54	.640
Baylor	15-5	93-35	.724
Kentucky	12-5	92-49	.652
Purdue	13-4	89-52	.629
Virginia	7-8	89-37	.706
Duke	11-3	87-40	.685

► Through games played Feb. 23, 2022.

POWER IN POWER CONFERENCES

• Purdue boasts the fifth-best conference record among all power-conference teams since the start of the 2016-17 season.

► CONFERENCE RECORDS AMONG POWER-CONFERENCE TEAMS

Pct.	Record	Team
.788	82-22	Kansas
.762	80-25	Villanova
.761	83-26	Virginia
.731	76-28	Kentucky
.714	80-32	Purdue

► Through games played Feb. 21, 2022.

ONE OF THE NATION'S ELITE TEAMS

• Since the start of the 2015-16 season, Purdue's 167 victories rank 11th among all Division I teams (vs. other Division I teams).

► WINS NATIONALLY SINCE 2015-16 (D-I WINS)

Team (Wins over Non-DI teams)	2016-21	2021-22	Total
Gonzaga (1)	191-22	23-2	214-24
Villanova	171-37	21-7	192-44
Kansas (3)	167-40	23-4	190-44
Virginia	159-39	17-11	176-50
Houston (1)	153-45	23-4	176-49
Duke	152-51	24-4	176-55
Kentucky	149-55	23-5	172-60
North Carolina (1)	152-62	20-8	172-70
Oregon (3)	155-53	16-10	171-63
Saint Mary's (3)	148-47	21-6	169-53
Purdue	143-59	24-4	167-64
Michigan (2)	152-57	15-11	167-68
Michigan State	148-55	18-9	166-64
Belmont (5)	142-45	23-5	165-50
Arizona	139-60	24-2	163-62
Baylor (3)	139-55	23-5	162-60
Cincinnati (1)	143-50	16-11	159-61
Florida State	142-55	14-13	156-68

► Through games played Feb. 23, 2022.

HOME SWEET HOME

• Purdue boasts one of the best homecourt advantages in not only the Big Ten, but nationally as well.

► HOME WINNING PCT. SINCE 2015-16 SEASON (Power Teams)

Team	2021-22	Since 2015-16	Pct.
Gonzaga	16-0	103-6	.944
Kansas	13-1	100-7	.935
Villanova	11-1	86-9	.904
Houston	13-1	103-11	.904
Purdue	15-1	100-11	.900

► Through games played Feb. 23, 2022.

BEST THING ABOUT FRESHMEN IS THEY BECOME SOPHOMORES

• Purdue sophomores **Jaden Ivey** and **Zach Edey** have taken a massive leap this season after good freshman campaigns.

► FRESHMEN / SOPHOMORE NUMBERS

Team	PPG	RPG	APG	A/TO	F6%	3P %	FT %
Edey Freshman	8.7	4.4	0.4	0.36	.597	—	.714
Edey Sophomore	14.5	7.6	1.5	0.84	.682	—	.642
Ivey Freshman	11.1	3.3	1.9	1.39	.399	.258	.726
Ivey Sophomore	17.3	4.9	3.1	1.33	.463	.369	.748

PURDUE'S BIG THREE MAKING BIG IMPACT

• Purdue's big three of **Jaden Ivey**, **Trevion Williams** and **Zach Edey** are making a huge impact this season.

• The group is averaging 43.1 points, 19.8 rebounds and 7.2 assists. The trio accounts for 52.5 percent of Purdue's scoring.

• Against ranked teams, the trio averages 48.3 points per game, accounting for 57.7 percent of Purdue's scoring.

• In games that the trio records a combined triple-double, the Boilermakers are 9-0. The group has six of them in the last nine games.

► PURDUE'S BIG THREE GAME-BY-GAME

Date	Opponent	Pts.	Rebs.	Ass.	FGs
11-9-21	Bellarmine	31	21	6	9-17
11-12-21	Indiana State	60	26	10	21-28
11-16-21	Wright State	46	31	7	18-31
11-20-21	North Carolina	51	17	9	19-34
11-21-21	Villanova	40	17	9	16-29
11-26-21	Omaha	46	18	5	18-24
11-30-21	Florida State	38	16	5	17-27
12-3-21	Iowa	38	27	5	13-29
12-9-21	Rutgers	49	18	5	19-34
12-12-21	North Carolina St.	53	26	11	22-38
12-18-21	Butler	46	22	4	18-24
12-20-21	Incarnate Word	37	22	9	16-24
12-29-21	Nicholls	49	18	13	16-24
1-3-22	Wisconsin	47	18	7	16-34
1-8-22	Penn State	39	22	4	17-31
1-14-22	Nebraska	49	18	8	19-30
1-17-22	Illinois	53	23	8	18-42
1-20-22	Indiana	35	17	6	13-26
1-23-22	Northwestern	24	20	3	11-20
1-27-22	Iowa	33	19	10	13-22
1-30-22	Ohio State	50	14	5	19-37
2-2-22	Minnesota	40	25	11	16-34
2-5-22	Michigan	55	23	10	20-38
2-8-22	Illinois	49	15	10	18-34
2-10-22	Michigan	40	11	0	15-29
2-13-22	Maryland	33	18	9	13-27
2-16-22	Northwestern	26	19	12	10-27
2-20-22	Rutgers	51	13	11	15-25
TOTALS		1,208	554	202	455-819
AVERAGES		43.1	19.8	7.2	.556

LEADING THE NATION

• **Zach Edey** has had an outstanding start to the season, leading the country in field goal percentage.

► NATION'S LEADERS IN FIELD GOAL PERCENTAGE

Pct.	Player	Team
.682	Zach Edey	Purdue
.654	Norchad Omier	Arkansas State
.645	Enrique Freeman	Akron

► Through games played Feb. 23, 2022.

A POINT A MINUTE

• **Zach Edey** has had seven games this season where he has scored a point a minute, giving him 11 for his career.

• Edey has had six career games where he has scored at least 20 points in 20 or fewer minutes. That is the most in the country since the 2010-11 season.

► A POINT A MINUTE FOR ZACH EDEY

Date	Opponent	Pts.	Mins.	W / L
11-25-20	Liberty	19	15	W
12-8-20	Miami, Fla.	15	14	L
2-16-21	Michigan State	10	8	W
3-2-21	Wisconsin	21	18	W
11-12-21	Indiana State	22	18	W
11-16-21	Wright State	18	18	W
11-21-21	[5] Villanova	21	20	W
11-26-21	Omaha	20	16	W
12-29-21	Nicholls	21	16	W
1-3-22	[23] Wisconsin	24	20	L
1-14-22	Nebraska	22	20	W

► 20+ POINTS IN 20 OR FEWER MINUTES (CAREER)

No.	Player (Team)	Years	GP
7	Zach Edey (Purdue)	2021-22	56
5	Kerem Kanter (Green Bay, Xavier)	2015-18	113
5	Jerrick Harding (Weber State)	2017-20	122

► 20+ POINTS IN 20 OR FEWER MINUTES (SINGLE SEASON)

No.	Player (Team)	Year	GP
6	Zach Edey (Purdue)	2022	28
3	Jerrick Harding (Weber State)	2020	29
3	Nick Smith (Belmont)	2017	30
3	Ivan Aurrecoechea (New Mexico State)	2019	32
3	Jake White (Omaha)	2016	32
3	Shawn Long (Louisiana)	2015	34
3	Kerem Kanter (Xavier)	2018	35
3	Nick Ward (Michigan State)	2018	35

► Since the 2010-11 season.

EDEY PRODUCES BIG NUMBERS IN SO LITTLE TIME

• **Zach Edey** is doing things that is rarely done in so little time.

► 14.5 PPG, 7.5 RPG, 1 APG, 1 BPG IN 25.0 MINUTES OR LESS

Player (Team; Yr.)	PPG	RPG	APG	BPG	MPG
Zach Edey (Purdue; 2022)	14.5	7.6	1.5	1.2	19.0
Cameron Jackson (Wofford; 2019)	14.5	7.6	2.8	1.0	23.3
DeMarcus Cousins (Kentucky; 2010)	15.1	9.8	1.0	1.8	23.5
A.J. Hammons (Purdue; 2016)	15.0	8.2	1.1	2.5	24.6

► Since the 1992-93 season.

IVEY SHOWS PLAYMAKING ABILITIES

• One area that many people wanted to see **Jaden Ivey** expand his role was his playmaking and shooting abilities.

• **Jaden Ivey** is one of two active sophomores nationally to have accumulated at least 700 points, 200 rebounds and 125 assists in 50 or fewer career games.

► 700-200-125 CLUB IN UNDER 50 GAMES

Player (Team)	GP	Pts.	Rebs.	Ass.
Rayshon Harrison (Presbyterian)	50	850	229	139
Jaden Ivey (Purdue)	50	724	207	127

► Through games played Feb. 23, 2022.

• Ivey is one of two players nationally to average 17 points, 4.5 rebounds, 3 assists and have at least 25 steals and 15 blocked shots.

► 17 PPG, 4.5 RPG, 3 APG, 25 STEALS, 15 BLOCKS

Player (Team)	PPG	RPG	APG	Stls.	Bls.
Jaden Ivey (Purdue)	17.3	4.9	3.1	27	15
Jamaree Bouyea (San Francisco)	17.2	5.0	4.0	50	24

► Through games played Feb. 23, 2022.

GAME 29 // [5] PURDUE vs. MICHIGAN STATE // FEBRUARY 26, 2022

THE RECORD BOOKS			
► CAREER REBOUNDS (PURDUE HISTORY)			
Rk.	Player	Years	Rebs.
7.	Jajuan Johnson	2008-11	854
8.	Trevion Williams	2019-22	840
► CAREER DOUBLE-DOUBLES (PURDUE HISTORY)			
Rk.	Player	Years	D-D's
7.	Herman Gilliam	1967-69	29
8.	Trevion Williams	2019-22	28
► CAREER 3-POINTERS			
Rk.	Player	Years	3PM
7.	Robbie Hummel	2008-10, 12	216
8.	Sasha Stefanovic	2019-22	212
► CONSECUTIVE GAMES WITH A 3-POINTER			
Rk.	Player	Dates	No.
2.	Carsen Edwards	Feb. 7, 2018 to Feb. 16, 2019	36
3.	Sasha Stefanovic	March 19, 2021 to pres.	29
► SEASON FIELD GOAL PERCENTAGE			
Rk.	Player	Year	Pct.
2.	Stephen Scheffler	1989-90	.698
3.	Zach Edey	2021-22	.682
► SEASON 3-POINTERS MADE			
Rk.	Player	Year	No.
11.	Three Players		79
14.	Sasha Stefanovic	2021-22	73
► SEASON 3-POINT PERCENTAGE			
Rk.	Player	Year	Pct.
3.	Chris Lutz	2006-07	.472
4.	Mason Gillis	2021-22	.471
► SEASON DUNKS			
Rk.	Player	Year	No.
1.	Joe Barry Carroll	1978-79	70
2.	Zach Edey	2021-22	50
► SCORING MARGIN			
Rk.	Year		No.
2.	1968-69		+13.9
3.	2021-22		+13.4
► HIGHEST FIELD GOAL PERCENTAGE			
Rk.	Year		No.
4.	1986-87		.512
3.	2021-22		.502
► 3-POINTERS MADE			
Rk.	Year		No.
5.	2015-16		268
6.	2021-22		261
► HIGHEST 3-POINT PERCENTAGE			
Rk.	Year		No.
3.	1986-87		.412
4.	2021-22		.403
► HIGHEST REBOUND MARGIN			
Rk.	Year		No.
1.	2015-16		+10.5
2.	2021-22		+9.7
► HIGHEST ASSIST / TURNOVER RATIO			
Rk.	Year		No.
2.	2011-12		1.54
3.	2021-22		1.52

• Ivey is one of seven players in the Big Ten Conference to accomplish that since the 1992-93 season.

► 17 PPG, 4.5 RPG, 3 APG, 25 STEALS, 15 BLOCKS

Player (Team)	PPG	RPG	APG	Stls.	Blks.
Ethan Happ (Wisconsin; '19)	17.3	10.1	4.5	38	44
Ethan Happ (Wisconsin; '18)	17.9	8.0	3.7	49	35
Evan Turner (Ohio State; '10)	20.4	9.2	6.0	54	28
Evan Turner (Ohio State; '09)	17.3	7.1	4.0	58	27
Michael Finley (Wisconsin; '94)	20.4	6.7	3.2	40	21
Brian Evans (Indiana; '96)	21.2	7.1	4.1	43	19
Michael Finley (Wisconsin; '93)	22.1	5.8	3.1	49	18
E'Twaun Moore (Purdue; '11)	18.0	5.1	3.2	41	18
Brian Evans (Indiana; '95)	17.4	6.7	3.3	25	17
Michael Finley (Wisconsin; '95)	20.5	5.2	4.0	52	15
Malcolm Hill (Illinois; '16)	18.1	6.6	3.3	42	15
Jaden Ivey (Purdue; '22)	17.3	4.9	3.1	27	15

IVEY OFF TO HOT START

• Jaden Ivey's first 28 games of the season rank among the best statistical starts in the Big Ten in the last 30 years.

• He is one of five players since 2009-10 to have at least 450 points, 130 rebounds, 80 assists, 25 steals and 15 blocks in the first 28 games of the season.

► 450 PTS, 130 REBS, 80 ASTS, 25 STLs, 15 BLKS IN 28 GAMES

Player (Team)	Pts.	Rebs.	Asts.	Stls.	Blks.
E'Twaun Moore (Purdue; '11)	520	153	89	35	16
Ethan Happ (Wisconsin; '18)	512	237	108	39	26
Terran Petteway (Nebraska; '15)	503	137	82	33	27
Ethan Happ (Wisconsin; '19)	502	287	130	28	34
Jaden Ivey (Purdue; '22)	468	131	84	27	15

IVEY ENTERING ELITE PURDUE COMPANY

• Jaden Ivey needs 132 points and 16 assists throughout the rest of the year to become the third player in school history with 600 points, 100 rebounds and 100 assists in the same season.

► 600 PTS, 100 REBS, 100 ASTS IN SAME SEASON

Year	Player	Pts.	Rebs.	Asts.
2018-19	Carsen Edwards	874	130	104
2017-18	Carsen Edwards	686	142	104
2016-17	Caleb Swanigan	646	436	107
2021-22	Jaden Ivey	468	131	84

RARE COMPANY

• Sasha Stefanovic could join an elite group by the end of the year.

► 1,000 PTS / 200 REBS / 200 ASTS / 200 MADE 3-PTRS.

Player (Years)	Pts.	Rebs.	Asts.	3PM
E'Twaun Moore (2008-11)	2,136	611	400	243
Carsen Edwards (2017-19)	1,920	363	270	281
Robbie Hummel (2008-10, 12)	1,772	862	268	216
Chad Austin (1995-98)	1,694	387	338	212
Jaraan Cornell (1997-00)	1,595	390	269	242
Dakota Mathias (2015-19)	1,140	435	408	250
Sasha Stefanovic (2019-22)	920	249	227	212

WELL-ROUNDED BIG MAN

• Trevion Williams has had an outstanding career and is one of four active players nationally to have at least 1,300 points, 800 rebounds and 200 assists in his career.

• Williams is one of just six players nationally since 1992-93 to reach 1,300 points, 800 rebounds and 200 assists in under 3,000 minutes played. He has played just 2,274 minutes.

► 1300-800-200 CLUB IN UNDER 3,000 MINUTES (SINCE 92-93)

Player (Team)	P	R	A	M
Terrell Riggs (Detroit Mercy; 2000-03)	1,434	865	212	1,746
Trevion Williams (Purdue; 2019-22)	1,302	840	214	2,274
Ahsan Asadullah (Lipscomb; 2019-22)	1,560	897	345	2,846
David Laury (Iona; 2013-15)	1,465	861	222	2,930
Luke Maye (North Carolina; 2016-19)	1,394	943	220	2,977

► Through games played Feb. 23, 2022.

► 1300-800-200 CLUB (ACTIVE)

Player (Team)	Pts.	Rebs.	Asts.	Mins.
Tyrn Flowers (Long Island U.)	1,845	955	295	4,053
Ahsan Asadullah (Lipscomb)	1,560	897	345	2,846
Justin Bean (Utah State)	1,377	972	225	3,170
Trevion Williams (Purdue)	1,302	840	214	2,274

► Through games played Feb. 23, 2022.

► 1300-800-200 CLUB (PURDUE HISTORY)

Player (Years)	Pts.	Rebs.	Asts.	Mins.
Walter Jordan (1975-78)	1,813	882	237	3,601
Robbie Hummel (2008-10, 12)	1,772	862	268	3,830
Brad Miller (1995-98)	1,530	862	257	3,178
Trevion Williams (2019-22)	1,302	840	214	2,274

WILLIAMS ON MOUNT RUSHMORE OF REBOUNDING

• Trevion Williams needs just 20 more rebounds to join an exclusive list of elite rebounders here at Purdue – players with three seasons of 230 or more rebounds.

► THREE SEASONS OF 230-PLUS REBOUNDS

Player (Years)	Soph.	Jr.	Sr.	Total
Joe Barry Carroll (1978-80)	288	352	302	1,148
Terry Dischinger (1962-64)	328	308	322	958
Trevion Williams (2020-22)	237	256	210	840

THE MICHIGAN MAN RETURNS HOME FOR THE FINAL TIME

• Trevion Williams will play for the final time against a team from the state of Michigan (barring postseason). The senior who attended Henry Ford Academy in Detroit, was ranked as the sixth-best senior in the state in 2018, but has performed very well against teams from Michigan.

• Over the last 10 games, he has five double-doubles and is averaging 19.4 points, 9.7 rebounds and 2.3 assists per game.

► WILLIAMS GAME-BY-GAME VS. SCHOOLS FROM MICHIGAN

Date	Opponent	Pts.	Rebs.	Asts.	FGs
12-1-18	[7] Michigan	0	1	0	0-2
1-8-19	[6] Michigan State	13	12	2	6-10
12-28-19	Central Michigan	12	12	2	5-8
1-9-20	[19] Michigan	36	20	2	16-28
1-12-20	[8] Michigan State	16	7	4	7-14
2-22-20	Michigan	18	10	2	8-21
1-8-21	[23] Michigan State	26	9	2	9-14
1-22-21	[7] Michigan	14	11	2	6-19
2-16-21	Michigan State	28	6	3	13-21
2-5-22	Michigan	19	8	2	7-8
2-10-22	Michigan	12	2	2	5-10
TOTALS (11 GAMES)		194	98	23	82-155
AVERAGE		17.6	8.9	2.1	.529

BIG-GAME GOLDS

• Purdue has won 15 straight games when wearing gold uniforms. Its last loss came on New Year's Day in 2017, in overtime to Minnesota.

► WINNING STREAK WHEN WEARING GOLD UNIFORMS

Date	P / O	Opponent	Result	Score
2-14-17	16 / –	Rutgers	W	74-55
12-21-17	16 / –	Tennessee State	W	97-48
1-3-18	13 / –	Rutgers	W	82-51
1-16-18	3 / –	Wisconsin	W	78-50
1-31-18	3 / –	Maryland	W	75-67
12-6-18	– / 23	Maryland	W	62-60
1-3-19	– / 25	Iowa	W	86-70
1-27-19	– / 6	Michigan State	W	73-63
2-27-19	14 / –	Illinois	W	73-56
12-4-19	– / 5	Virginia	W	69-40
1-12-20	– / 8	Michigan State	W	71-42
12-25-20	– / –	Maryland	W	73-70
2-6-21	24 / –	Northwestern	W	75-70
11-30-21	2 / –	Florida State	W	93-65
2-13-21	3 / –	Maryland	W	62-61

MACKEY ARENA INFORMATION INSIDE THE NUMBERS AT MACKEY ARENA

PURDUESPORTS.COM | @BOILERBALL

HEAD COACH MATT PAINTER

► **Record at Purdue:** 379-188 (.668) / 17th year | **Career Record:** 404-193 (.677) / 18th year

- With five Sweet 16 appearances, 12 NCAA Tournament berths, three Big Ten regular-season championships, a Big Ten Tournament title, an Elite Eight and an international gold medal on his résumé, 17th-year head coach Matt Painter is widely regarded as one of the brightest young minds in all of college basketball.
- He was voted by his peers as the NABC National Coach of the Year after leading a team that started with a 6-5 record to the 2019 Elite Eight.
- Painter was named the 2019 Big Ten Coach of the Year and has led Purdue to six straight NCAA Tournaments – the seventh-longest active streak in America. Included in that stretch are Sweet 16 appearances (and beyond) in three of the last four tournaments.
- Painter affirmed his long-term commitment to Purdue in October of 2018, agreeing to a two-year extension that will keep him in West Lafayette through at least the 2023-24 season. The deal features five, one-year extensions that go into effect through the 2028-29 season. Following the 2029 season, Painter will still only be 58 years old.
- Painter enters the 2021-22 season third on the school's all-time wins list (355) behind legendary mentors, Gene Keady and Ward "Piggy" Lambert, both of whom have been inducted into the College Basketball Hall of Fame.
- Has averaged almost 23 wins a season in his 16 years at Purdue. If you don't include the first transitional year (9-19 record), the average balloons to 24.0 wins per year over the last 15 seasons.
- Has won at least 25 games in nine of his 17 seasons as a collegiate head coach.
- Painter's four Big Ten Coach of the Year honors are the third most in league history (**Gene Keady - 7; Bobby Knight - 5; Bo Ryan - 4**).
- Painter has averaged 11.3 wins per year in conference play, the fifth-best average in Big Ten Conference history.
- Painter's 12 NCAA Tournament appearances in the last 14 events are the eighth most in the country.
- Coach Painter's 13 NCAA Tournaments are the most for a coach nationally under the age of 55 (as of April 1, 2022 – Painter is 51 years old).
- Purdue has finished first or second in Big Ten play in seven of Painter's last 14 years.
- Has had 68 Academic All-Big Ten honorees in his 16 previous years at Purdue.
- Lastly, the five winningest classes in school history have come during the Painter era (2019, 2018, 2012, 2011, 2010).

YEAR-BY-YEAR COACHING RECORD

Year	School	Overall	Pct.	Conf.	Pct.	Postseason
2003-04	Southern Illinois	25-5	.833	17-1	.944	NCAA (0-1)
2005-06	Purdue	9-19	.321	3-13	.188	
2006-07	Purdue	22-12	.647	9-7	.563	NCAA (1-1)
2007-08	Purdue	25-9	.735	15-3	.833	NCAA (1-1)
2008-09	Purdue	27-10	.730	11-7	.611	NCAA (2-1)
2009-10	Purdue	29-6	.829	14-4	.778	NCAA (2-1)
2010-11	Purdue	26-8	.765	14-4	.778	NCAA (1-1)
2011-12	Purdue	22-13	.629	10-8	.556	NCAA (1-1)
2012-13	Purdue	16-18	.471	8-10	.444	CBI (1-1)
2013-14	Purdue	15-17	.469	5-13	.278	
2014-15	Purdue	21-13	.618	12-6	.667	NCAA (0-1)
2015-16	Purdue	26-9	.743	12-6	.667	NCAA (0-1)
2016-17	Purdue	27-8	.771	14-4	.778	NCAA (2-1)
2017-18	Purdue	30-7	.811	15-3	.833	NCAA (2-1)
2018-19	Purdue	26-10	.722	16-4	.800	NCAA (3-1)
2019-20	Purdue	16-15	.516	9-11	.450	
2020-21	Purdue	18-10	.643	13-6	.684	NCAA (0-1)
2021-22	Purdue	24-4	.857	13-4	.769	
Southern Illinois (1)		25-5	.833	17-1	.944	1 NCAA (0-1)
Purdue (17th)		379-188	.668	193-113	.631	12 NCAA (15-12)
Career (18th)		404-193	.677	210-114	.648	13 NCAA (15-13)
Postseason Record		28-29	.491			
MVC Tournament		1-1	.500			
Big Ten Tournament		11-14	.458			
NCAA Tournament		15-13	.536			
CBI Invitational		1-1	.500			

MISCELLANEOUS

MILESTONE VICTORIES

Win	Score	Opponent	Date
1	67-62	Wyoming	11-22-03
26	82-75	Wofford (1st win at Purdue)	11-19-05
50	62-38	Michigan State	2-7-07
100	49-45	Iowa	2-14-09
150	82-69	Northwestern	12-31-10
200	89-73	Minnesota	3-9-13
225	72-68	Minnesota (200th win at Purdue)	12-31-14
250	61-55	Wisconsin	12-29-15
300	86-61	IUPUI	12-10-17
325	84-46	Robert Morris (300th win at Purdue)	11-23-18
350	59-56	[20] VCU	11-29-19
375	75-70	Northwestern (350th win at Purdue)	2-6-21
400	82-76	Michigan	2-5-22

PAINTER'S HOME RECORD AT PURDUE

Year	Non-Conf.	Big Ten	Overall
2005-06	6-0	3-5	9-5
2006-07	9-0	7-1	16-1
2007-08	7-1	9-0	16-1
2008-09	8-1	7-2	15-3
2009-10	7-0	7-2	14-2
2010-11	7-0	9-0	16-0
2011-12	8-0	5-4	13-4
2012-13	7-3	5-4	12-7
2013-14	8-0	4-5	12-5
2014-15	6-2	8-1	14-3
2015-16	9-0	8-1	17-1
2016-17	7-1	8-1	15-2
2017-18	8-0	8-1	16-1
2018-19	5-0	10-0	15-0
2019-20	5-1	6-4	11-5
2020-21	3-0	8-1	11-1
2021-22	7-0	8-1	15-1
TOTALS	117-9 (.929)	120-33 (.784)	237-42 (.849)

ABOUT HEAD COACH MATT PAINTER

Born	Aug. 27, 1970
Hometown	Muncie, Indiana
High School	Delta High School
Degree	Purdue (1993); sociology
Master's	Eastern Illinois (1998); athletics administration

COACHING EXPERIENCE

Years	School, Position
1993-94	Wash. & Jefferson, asst. coach
1994-95	Barton College, asst. coach
1995-98	Eastern Illinois, asst. coach
1998-03	Southern Illinois, asst. coach
2003-04	Southern Illinois, head coach
2004-05	Purdue, associate head coach
2006-pres.	Purdue, head coach

PLAYING EXPERIENCE

Years	
1990-93	Purdue (Honorable mention All-Big Ten, 1993)

COACHING HONORS

2004	Missouri Valley Coach of the Year
2004	District V Coach of the Year (USBWA)
2008	Big Ten Coach of the Year
2008	District V Coach of the Year (USBWA)
2008	District 10 Coach of the Year (NABC)
2010	Big Ten Coach of the Year
2010	District V Coach of the Year (USBWA)
2010	District 7 Coach of the Year (NABC)
2011	Big Ten Coach of the Year
2011	District V Coach of the Year (USBWA)
2011	District 7 Coach of the Year (NABC)
2017	District V Coach of the Year (USBWA)
2019	NABC National Coach of the Year
2019	Big Ten Coach of the Year
2019	District V Coach of the Year (USBWA)
2019	District 7 Coach of the Year (NABC)

COACHING TREE

• Greg Gary	Mercer (head coach)
• Steve Lutz	Texas A&M - Corpus Christi (head coach)
• Cuonzo Martin	Missouri (head coach)
• Jack Owens	Miami, Ohio (head coach)
• Micah Shrewsberry	Penn State (head coach)
• Spike Albrecht	Purdue (graduate assistant)
• Dru Anthrop	Los Angeles Lakers (video coordinator)
• Joey Brooks	Cal State Fullerton (assistant coach)
• D.J. Byrd	Mercer (assistant coach)
• Tarrance Crump	DePaul (director of player development)
• Grady Eifert	Penn State (video coordinator)
• Johnny Hill	Idaho (assistant coach)
• Kenneth Lowe	Miami, Ohio (assistant coach)
• Tommy Luce	Purdue (graduate assistant)
• Cowan Olinger	Miami, Ohio (director of operations)
• Rick Ray	Colorado (assistant coach)
• J.R. Reynolds	Miami, Ohio (assistant coach)
• Ryne Smith	Mercer (director of operations)
• P.J. Thompson	Purdue (director of player development)

NBA DRAFT PICKS UNDER PAINTER

2007	Carl Landry, 31st to Seattle
2011	JaJuan Johnson, 27th to Boston via New Jersey
2011	E'Twaun Moore, 55th overall to Boston
2012	Robbie Hummel, 58th to Minnesota
2016	A.J. Hammons, 46th to Dallas
2017	Caleb Swanigan, 26th to Portland
2018	Vince Edwards, 52nd to Houston via Utah
2019	Carsen Edwards, 33rd to Boston via Philadelphia

ALL-AMERICANS UNDER PAINTER

2010	Robbie Hummel, 2nd (NABC) / HM (AP)
2010	E'Twaun Moore, HM (AP)
2011	JaJuan Johnson, Consensus
2011	E'Twaun Moore, 3rd (NABC) / HM (AP)
2012	Robbie Hummel, HM (AP)
2016	A.J. Hammons, HM (AP)
2017	Caleb Swanigan, Consensus
2018	Carsen Edwards, 2nd (NABC) / 3rd (Sporting News)
2018	Isaac Haas, HM (AP)
2019	Carsen Edwards, Consensus (2nd team)
2021	Trevion Williams, HM (AP)

WINS OVER TOP-25 TEAMS (59)				PAINTER AMONG THE NATION'S BEST					
Date	Opponent	Site	Score	WINS PER SEASON IN BIG TEN PLAY					
2-11-06	(22) Michigan	Home	84-70	Avg.	Coach	School	Wins	Years	
11-29-06	(25) Virginia	Home	61-59	12.3	Bo Ryan	Wisconsin	172	2002-15	
2-15-07	(24) Indiana	Home	81-68	12.2	Bob Knight	Indiana	353	1972-00	
12-15-07	(22) Louisville	Indianapolis, Ind.	67-59	12.0	Tom Izzo	Michigan State	310	1996-pres.	
1-26-08	(11) Wisconsin	Home	60-56	11.5	Thad Matta	Ohio State	150	2005-17	
2-9-08	(8) Wisconsin	Away	72-67	11.3	Matt Painter	Purdue	180	2006-pres.	
2-12-08	(10) Michigan State	Home	60-54	10.6	Gene Keady	Purdue	265	1981-05	
12-20-08	(22) Davidson	Indianapolis, Ind.	76-58	* - Minimum 100 wins. / Through 2020-21 season.					
1-22-09	(21) Minnesota	Away	70-62	ACTIVE BIG TEN COACHES TO WIN A CHAMPIONSHIP					
2-17-09	(6) Michigan State	Home	72-54	Coach	School	RS	Tourn.		
3-21-09	(15) Washington	Portland, Ore. (NCAA)	76-74	Tom Izzo	Michigan State	10	6		
11-23-09	(9) Tennessee	St. Thomas, US Virgin Islands	73-72	Matt Painter	Purdue	3	1		
1-1-10	(6) West Virginia	Home	77-62	Greg Gard	Wisconsin	1			
1-28-10	(16) Wisconsin	Home	60-57	Juwan Howard	Michigan	1			
2-9-10	(10) Michigan State	Away	76-64	NCAA TOURNAMENTS BY BIG TEN COACHES					
2-17-10	(9) Ohio State	Away	60-57	App.	Coach	Current School	Total Yrs.		
3-21-10	(23) Texas A&M	Spokane, Wash. (NCAA)	63-61 •	13	Tom Izzo	Michigan State	26		
1-22-11	(17) Michigan State	Home	86-76	23	Matt Painter	Purdue	17		
1-29-11	(16) Minnesota	Home	73-61	10	Fran McCaffery	Iowa	25		
2-16-11	(10) Wisconsin	Home	70-62	6	Chris Holtmann	Ohio State	10		
2-20-11	(2) Ohio State	Home	76-63	5	Brad Underwood	Illinois	8		
2-25-12	(11) Michigan	Away	75-61	4	Greg Gard	Wisconsin	6		
3-16-12	(24) Saint Mary's	Omaha, Neb. (NCAA)	72-69	4	Fred Hoiberg	Nebraska	7		
1-2-13	(11) Illinois	Home	68-61	2	Danny Manning	Maryland	8		
3-3-13	(17) Wisconsin	Away	69-56	2	Steve Pikiell	Rutgers	16		
1-24-15	(25) Iowa	Home	67-63	1	Juwan Howard	Michigan	2		
1-28-15	(22) Indiana	Home	83-67	0	Chris Collins	Northwestern	8		
2-4-15	(20) Ohio State	Home	60-58	1	Ben Johnson	Minnesota	0		
2-6-16	(8) Michigan State	Home	82-81 •	0	Micah Shrewsberry	Penn State	0		
2-27-16	(10) Maryland	Home	83-79	0	Mike Woodson	Indiana	0		
12-17-16	(21) Notre Dame	Indianapolis, Ind.	86-81	► While coaching at all schools. / Through 2020-21 season.					
1-8-17	(13) Wisconsin	Home	66-55	WINS AT PURDUE					
2-1-17	(25) Northwestern	Home	80-59	Coach	Yrs.	Gms.	W	L	Pct.
2-4-17	(17) Maryland	Away	73-72	Gene Keady	25	782	512	270	.655
3-18-17	(17) Iowa State	Milwaukee, Wis. (NCAA)	80-76	Matt Painter	17th	567	379	188	.668
11-24-17	(2) Arizona	Paradise Island, Bahamas	89-64	Ward Lambert	29	523	371	152	.709
11-28-17	(17) Louisville	Home	66-57	GAMES COACHED AT PURDUE					
1-25-18	(25) Michigan	Home	92-88	Coach	Yrs.	Gms.	W	L	Pct.
12-6-18	(23) Maryland	Home	62-60	Gene Keady	25	782	512	270	.655
1-3-19	(25) Iowa	Home	86-70	Matt Painter	17th	567	379	188	.668
1-19-19	(25) Indiana	Home	70-55	Ward Lambert	29	523	371	152	.709
1-27-19	(6) Michigan State	Home	73-63	ACTIVE BIG TEN COACHES TO WIN A CHAMPIONSHIP					
3-23-19	(23) Villanova	Hartford, Conn. (NCAA)	87-61	Coach	School	RS	Tourn.		
3-28-19	(6) Tennessee	Louisville, Ky. (NCAA)	99-94 •	Tom Izzo	Michigan State	10	6		
11-29-19	(20) VCU	Destin, Fla.	59-56	Matt Painter	Purdue	3	1		
12-4-19	(5) Virginia	Home	69-40	Greg Gard	Wisconsin	1			
1-12-20	(8) Michigan State	Home	71-42	Juwan Howard	Michigan	1			
2-5-20	(17) Iowa	Home	104-68	NCAA TOURNAMENTS BY BIG TEN COACHES					
3-3-20	(18) Iowa	Away	77-68	App.	Coach	Current School	Total Yrs.		
12-16-20	(20) Ohio State	Home	67-60	13	Tom Izzo	Michigan State	26		
1-8-21	(23) Michigan State	Away	55-54	23	Matt Painter	Purdue	17		
1-19-21	(15) Ohio State	Away	67-65	10	Fran McCaffery	Iowa	25		
1-30-21	(21) Minnesota	Home	81-62	6	Chris Holtmann	Ohio State	10		
3-2-21	(25								

*- Denotes regular-season non-conference play. Does not include postseason opponents, except for the 2013 CBI (1-1).

PURDUESPORTS.COM | @BOTTLERBALL

2021-22 RESULTS / LEADERS

Overall Record: 24-4 **Home:** 15-1 **Away:** 5-3 **Neutral:** 4-0
Big Ten Record: 13-4 **Home:** 8-1 **Away:** 5-3

Date	P / O	Opponent	W/L	Score	High Scorer	High Rebounds	High Assists	High Steals	High Blocks	Attend.
Nov. 9	7 / -	Bellarmine	W	96-67	Stefanovic (23)	Edey, Furst (9)	Thompson (4)	Morton (4)	Three Players (1)	14,804
Nov. 12	7 / -	Indiana State	W	92-67	Ivey (27)	Edey (10)	Ivey, Stefanovic (4)	Ivey, Morton (2)	Williams (4)	14,804
Nov. 16	6 / -	Wright State	W	96-52	Williams (20)	Williams (13)	Hunter Jr. (4)	Edey, Williams (2)	Edey, Morton (2)	14,804
Nov. 20	1 6 / 18	vs. North Carolina	W	93-84	Stefanovic (23)	Ivey (10)	Stefanovic (8)	Hunter Jr., Ivey (2)	Furst (2)	9,176
Nov. 21	1 6 / 5	vs. Villanova	W	80-74	Edey (21)	Ivey (7)	Ivey (7)	Williams (3)	Ivey (1)	9,100
Nov. 26	3 / -	Omaha	W	97-40	Edey (20)	Williams (10)	Stefanovic (5)	Ivey (2)	Edey (3)	14,804
Nov. 30	2 2 / -	Florida State	W	93-65	Ivey (18)	Four Players (6)	Stefanovic (8)	Five Players (1)	Furst, Ivey (2)	14,804
Dec. 3	* 2 / -	Iowa	W	77-70	Ivey (19)	Williams (18)	Williams (3)	Ivey (2)	Edey, Gillis (1)	14,804
Dec. 9	* 1 / -	at Rutgers	L	68-70	Williams (21)	Williams (11)	Ivey (3)	Ivey (3)	Edey, Gillis (1)	8,000
Dec. 12	3 1 / -	vs. North Carolina St.	W	82-72	Williams (22)	Williams (12)	Williams (9)	Three Players (2)	Williams (4)	7,124
Dec. 18	4 3 / -	vs. Butler	W	77-48	Ivey (22)	Edey (11)	Morton, Stefanovic (3)	Four Players (1)	Edey (2)	17,905
Dec. 20	3 / -	Incarnate Word	W	79-59	Edey (13)	Edey (9)	Three Players (4)	Newman, Stefanovic (2)	Three Players (1)	14,804
Dec. 29	3 / -	Nicholls	W	104-90	Edey (21)	Williams (11)	Williams (8)	Three Players (1)	Edey, Gillis (2)	14,804
Jan. 3	* 3 / 23	Wisconsin	L	69-74	Edey (24)	Edey (10)	Morton (4)	Morton (2)	---	14,804
Jan. 8	* 3 / -	at Penn State	W	74-67	Williams (21)	Williams (9)	Stefanovic (6)	Ivey, Morton (2)	Hunter Jr., Ivey (1)	10,464
Jan. 14	* 7 / -	Nebraska	W	92-65	Edey (22)	Edey (9)	Ivey (5)	Gillis, Newman (2)	Edey, Morton (2)	14,804
Jan. 17	* 4 / 17	at Illinois	W	96-88	Stefanovic (22)	Three Players (8)	Williams (5)	Ivey (2)	Edey (2)	15,544
Jan. 20	* 4 / -	at Indiana	L	65-68	Ivey (21)	Edey (9)	Edey (3)	---	Edey, Thompson (1)	17,222
Jan. 23	* 4 / -	Northwestern	W	80-60	Stefanovic (22)	Edey, Williams (10)	Hunter Jr. (5)	Hunter Jr. (2)	---	14,804
Jan. 27	* 6 / -	at Iowa	W	83-73	Thompson (18)	Williams (10)	Williams (5)	Williams (2)	Thompson, Williams (1)	12,723
Jan. 30	* 6 / 16	Ohio State	W	81-78	Ivey (21)	Gillis (11)	Hunter Jr. (5)	Williams (2)	Williams (2)	14,804
Feb. 2	* 4 / -	at Minnesota	W	88-73	Ivey (21)	Edey (12)	Stefanovic (7)	Furst, Ivey (1)	Five Players (1)	9,975
Feb. 5	* 4 / -	Michigan	W	82-76	Ivey (23)	Edey (9)	Ivey (7)	Three Players (1)	Williams (4)	14,804
Feb. 8	* 3 / 13	Illinois	W	84-68	Ivey (26)	Gillis (9)	Ivey (6)	Williams (2)	Edey (3)	14,804
Feb. 10	* 3 / -	at Michigan	L	58-82	Ivey (18)	Edey (6)	Thompson, Williams (2)	Hunter Jr., Stefanovic (1)	Stefanovic (2)	11,452
Feb. 13	* 3 / -	Maryland	W	62-61	Stefanovic (17)	Edey (11)	Edey, Williams (4)	Stefanovic, Williams (2)	Gillis (2)	14,804
Feb. 16	* 5 / -	at Northwestern	W	70-64	Edey (14)	Edey (8)	Williams (5)	Three Players (1)	Three Players (1)	7,039
Feb. 20	* 5 / -	Rutgers	W	84-72	Ivey (25)	Edey (7)	Ivey, Williams (4)	Morton, Stefanovic (1)	Edey (2)	14,804
Feb. 26	*	at Michigan State								
March 1	*	at Wisconsin								
March 5	*	Indiana								
March 9-13	5	Big Ten Tournament								

- * Denotes Big Ten Conference game
1 Denotes Basketball Hall of Fame Tipoff Classic (Uncasville, Conn.)
2 Denotes Big Ten / ACC Challenge (West Lafayette, Ind.)
3 Denotes Basketball Hall of Fame Invitational (Brooklyn, N.Y.)
4 Denotes Crossroads Classic (Indianapolis, Ind.)
5 Denotes Big Ten Tournament (Indianapolis, Ind.)

2021-22 ATTENDANCE TOTALS

OVERALL					BIG TEN CONFERENCE GAMES				
Site	Games	Totals	Avg.	High	Site	Games	Totals	Avg.	High
Home	16	236,864	14,804	14,804 (16 Times)	Home	9	133,236	14,804	14,804 (Nine Times)
Away	8	92,419	11,552	17,222 at Indiana (1-20-22)	Away	8	92,419	11,552	17,222 at Indiana (1-20-22)
Neutral	4	43,305	10,826	17,905 vs. Butler (12-18-21)					
Totals	28	371,868	13,281	17,905 vs. Butler (12-18-21)	Totals	17	225,655	13,273	17,222 at Indiana (1-20-22)

2021-22 MARGINS OF VICTORY

	1	2	3	4	5	6	7	8	9	10	11	12	13	14	15	16	17	18	19	20	21	22	23	24	25+
Purdue	1		1			3	2	1	1	2		1		1	1	1				2					7
Opponents		1	1		1																		1		

LARGEST LEADS / DEFICITS

WHEN LEADING					WHEN TRAILING				
Largest Margin of Victory				57 (97-40) vs. Omaha (11-26-21)	Largest Margin of Defeat				24 (58-82) vs. Michigan (2-10-22)
Largest Overall Lead				58 (93-35; 4:39 2nd) vs. Omaha (11-26-21)	Largest Overall Deficit				29 (53-82; 2:23 2nd) vs. Michigan (2-10-22)
Largest Halftime Lead				35 (52-17) vs. Omaha (11-26-21)	Largest Halftime Deficit				9 (29-38) vs. Michigan (2-10-22)
Largest Lead in a Loss				10 (57-47; 8:34 2nd) vs. Rutgers (12-9-21)	Largest Deficit Overcome in a Win				13 (41-54; 9:10 2nd) vs. North Carolina State (12-12-21)
Largest Halftime Lead in a Loss				---	Largest Halftime Deficit in a Win				4 (27-31) vs. North Carolina State (12-12-21)
Largest Purdue Run				29 vs. Omaha (11-26-21)	Largest Opponent Run				14 by Indiana (1-20-22)

2021-22 OVERALL STATISTICS

Game Records

Record	Overall	Home	Away	Neutral
ALL GAMES	24-4	15-1	5-3	4-0
CONFERENCE	13-4	8-1	5-3	0-0
NON-CONFERENCE	11-0	7-0	0-0	4-0

Score by Periods

Team	1st	2nd	OT	TOT
Purdue	1121	1138	43	2302
Opponents	856	1046	25	1927

Team Box Score

No.	Player				Total		3-Point		F-Throw		Rebounds													
		GP-GS	MIN	AVG	FG-FGA	FG%	3FG-3FGA	3FG%	FT-FTA	FT%	OFF	DEF	TOT	AVG	PF	DQ	A	TO	BLK	STL	PTS	AVG		
23	IVEY, Jaden	27-25	818:35	30.3	152-328	.463	48-130	.369	116-155	.748	19	112	131	4.9	49	0	84	63	15	27	468	17.3		
15	EDEY, Zach	28-24	530:54	19.0	163-239	.682	0-0	.000	79-123	.642	80	133	213	7.6	57	0	42	50	33	9	405	14.5		
50	WILLIAMS, Trevion	28-4	555:35	19.8	140-252	.556	5-11	.455	50-87	.575	66	144	210	7.5	59	0	88	54	19	28	335	12.0		
55	STEFANOVIC, Sasha	28-28	856:06	30.6	99-234	.423	73-180	.406	53-61	.869	5	65	70	2.5	43	0	96	36	6	12	324	11.6		
0	GILLIS, Mason	24-16	557:29	23.2	55-104	.529	32-68	.471	24-28	.857	32	74	106	4.4	44	0	21	18	7	7	166	6.9		
2	HUNTER JR., Eric	28-10	672:08	24.0	56-117	.479	22-50	.440	22-33	.667	14	35	49	1.8	36	0	52	31	1	18	156	5.6		
11	THOMPSON, Isaiah	28-20	520:12	18.6	45-103	.437	35-81	.432	18-23	.783	8	22	30	1.1	30	0	35	13	2	4	143	5.1		
5	NEWMAN, Brandon	20-1	251:25	12.6	29-95	.305	25-77	.325	17-20	.850	3	38	41	2.1	26	1	14	12	3	7	100	5.0		
3	FURST, Caleb	27-12	418:07	15.5	43-74	.581	9-22	.409	23-34	.676	34	61	95	3.5	30	0	13	17	8	4	118	4.4		
25	MORTON, Ethan	28-0	424:58	15.2	26-52	.500	12-26	.462	11-15	.733	4	33	37	1.3	22	0	44	13	5	17	75	2.7		
34	BARRETT, Carson	8-0	18:30	2.3	2-6	.333	0-2	.000	0-1	.000	2	3	5	0.6	2	0	1	4	0	0	4	0.5		
21	FROST, Matt	8-0	16:31	2.1	1-5	.200	0-0	.000	2-2	1.000	3	0	3	0.4	2	0	0	1	0	1	4	0.5		
22	MARTIN, Chase	8-0	16:57	2.1	1-5	.200	0-0	.000	0-3	.000	0	2	2	0.3	3	0	1	2	0	1	2	0.3		
14	WULBRUN, Jared	9-0	17:35	2.0	0-2	.000	0-1	.000	2-2	1.000	0	1	1	0.1	1	0	0	0	0	0	2	0.2		
Team											38	44	82					9						
Total		28	5675		812-1616	.502	261-648	.403	417-587	.710	308	767	1075	38.4	404	1	491	323	99	135	2302	82.2		
Opponents		28	5675		713-1673	.426	236-696	.339	265-368	.720	235	569	804	28.7	537	16	376	281	62	155	1927	68.8		

Team Statistics

	PURDUE	OPP
Scoring	2302	1927
Points per game	82.2	68.8
Scoring margin	+13.4	-
Field goals-att	812-1616	713-1673
Field goal pct	.502	.426
3 point fg-att	261-648	236-696
3-point FG pct	.403	.339
3-pt FG made per game	9.3	8.4
Free throws-att	417-587	265-368
Free throw pct	.710	.720
F-Throws made per game	14.9	9.5
Rebounds	1075	804
Rebounds per game	38.4	28.7
Rebounding margin	+9.7	-
Assists	491	376
Assists per game	17.5	13.4
Turnovers	323	281
Turnovers per game	11.5	10.0
Turnover margin	-1.5	-
Assist/turnover ratio	1.5	1.3
Steals	135	155
Steals per game	4.8	5.5
Blocks	99	62
Blocks per game	3.5	2.2
Winning streak	3	-
Home win streak	7	-
Attendance	236864	84419
Home games-Avg/Game	16-14804	8-10552
Neutral site-Avg/Game	-	4-9045

Team Results

Date	Opponent		Score	Att.
11/09/2021	Bellarmino	W	96-67	14804
11/12/2021	Indiana St.	W	92-67	14804
11/16/2021	Wright St.	W	96-52	14804
11/20/2021	vs North Carolina	W	93-84	9176
11/21/2021	vs Villanova	W	80-74	9100
11/26/2021	Omaha	W	97-40	14804
11/30/2021	Florida St.	W	93-65	14804
12/03/2021	Iowa	W	77-70	14804
12/09/2021	at Rutgers	L	68-70	0
12/12/2021	vs NC State	Wot	82-72	0
12/18/2021	vs Butler	W	77-48	17905
12/20/2021	Incarnate Word	W	79-59	14804
12/29/2021	Nicholls St.	W	104-90	14804
01/03/2022	Wisconsin	L	69-74	14804
01/08/2022	at Penn St.	W	74-67	10464
01/14/2022	Nebraska	W	92-65	14804
01/17/2022	at Illinois	Wot2	96-88	15544
01/20/2022	at Indiana	L	65-68	17222
01/23/2022	Northwestern	W	80-60	14804
01/27/2022	at Iowa	W	83-73	12723
01/30/2022	Ohio St.	W	81-78	14804
02/02/2022	at Minnesota	W	88-73	9975
02/05/2022	Michigan	W	82-76	14804
02/08/2022	Illinois	W	84-68	14804
02/10/2022	at Michigan	L	58-82	11452
02/13/2022	Maryland	W	62-61	14804
02/16/2022	at Northwestern	W	70-64	7039
02/20/2022	Rutgers	W	84-72	14804

2021-22 BIG TEN CONFERENCE STATISTICS

Game Records

Record	Overall	Home	Away	Neutral
ALL GAMES	13-4	8-1	5-3	0-0
CONFERENCE	13-4	8-1	5-3	0-0
NON-CONFERENCE	0-0	0-0	0-0	0-0

Score by Periods

Team	1st	2nd	OT	TOT
Purdue	631	655	27	1313
Opponents	540	650	19	1209

Team Box Score

No.	Player				Total		3-Point		F-Throw		Rebounds											
		GP-GS	MIN	AVG	FG-FGA	FG%	3FG-3FGA	3FG%	FT-FTA	FT%	OFF	DEF	TOT	AVG	PF	DQ	A	TO	BLK	STL	PTS	AVG
23	IVEY, Jaden	16-14	514:46	32.2	89-208	.428	23-78	.295	84-113	.743	14	54	68	4.3	32	0	48	36	8	15	285	17.8
15	EDEY, Zach	17-16	335:47	19.8	95-148	.642	0-0	.000	40-71	.563	49	82	131	7.7	40	0	27	32	16	5	230	13.5
50	WILLIAMS, Trevion	17-1	335:30	19.7	81-163	.497	4-7	.571	30-52	.577	33	88	121	7.1	37	0	51	30	8	15	196	11.5
55	STEFANOVIC, Sasha	17-17	574:47	33.8	60-149	.403	41-110	.373	31-37	.838	4	40	44	2.6	29	0	49	21	6	7	192	11.3
2	HUNTER JR., Eric	17-9	450:10	26.5	44-84	.524	19-34	.559	17-24	.708	6	26	32	1.9	26	0	34	20	0	12	124	7.3
0	GILLIS, Mason	17-15	432:03	25.4	40-77	.519	26-54	.481	13-17	.765	22	60	82	4.8	32	0	17	17	4	6	119	7.0
11	THOMPSON, Isaiah	17-10	300:17	17.7	19-54	.352	14-43	.326	10-13	.769	4	14	18	1.1	16	0	18	7	2	1	62	3.6
3	FURST, Caleb	17-2	186:29	11.0	17-26	.654	4-7	.571	8-12	.667	12	21	33	1.9	21	0	5	6	0	2	46	2.7
25	MORTON, Ethan	17-0	234:55	13.8	13-28	.464	8-18	.444	6-9	.667	3	16	19	1.1	10	0	16	7	3	8	40	2.4
34	BARRETT, Carson	1-0	01:24	1.4	1-1	1.000	0-0	.000	0-0	.000	0	1	1	1.0	0	0	1	1	0	0	2	2.0
5	NEWMAN, Brandon	9-1	79:04	8.8	5-25	.200	5-21	.238	2-2	1.000	2	9	11	1.2	12	0	4	7	0	4	17	1.9
14	WULBRUN, Jared	2-0	02:02	1.0	0-0	.000	0-0	.000	0-0	.000	0	0	0	0.0	1	0	0	0	0	0	0	0.0
21	FROST, Matt	1-0	01:24	1.4	0-0	.000	0-0	.000	0-0	.000	0	0	0	0.0	0	0	0	1	0	0	0	0.0
22	MARTIN, Chase	1-0	01:24	1.4	0-0	.000	0-0	.000	0-0	.000	0	1	1	1.0	0	0	0	0	0	0	0	0.0
Team											23	26	49					8				
Total		17	3450		464-963	.482	144-372	.387	241-350	.689	172	438	610	35.9	256	0	270	193	47	75	1313	77.2
Opponents		17	3450		444-990	.448	135-383	.352	186-252	.738	132	374	506	29.8	327	9	239	163	40	99	1209	71.1


Team Statistics

	PURDUE	OPP
Scoring	1313	1209
Points per game	77.2	71.1
Scoring margin	+6.1	-
Field goals-att	464-963	444-990
Field goal pct	.482	.448
3 point fg-att	144-372	135-383
3-point FG pct	.387	.352
3-pt FG made per game	8.5	7.9
Free throws-att	241-350	186-252
Free throw pct	.689	.738
F-Throws made per game	14.2	10.9
Rebounds	610	506
Rebounds per game	35.9	29.8
Rebounding margin	+6.1	-
Assists	270	239
Assists per game	15.9	14.1
Turnovers	193	163
Turnovers per game	11.4	9.6
Turnover margin	-1.8	-
Assist/turnover ratio	1.4	1.5
Steals	75	99
Steals per game	4.4	5.8
Blocks	47	40
Blocks per game	2.8	2.4
Winning streak	3	-
Home win streak	7	-
Attendance	133236	84419
Home games-Avg/Game	9-14804	8-10552
Neutral site-Avg/Game	-	0-0

Team Results

Date	Opponent		Score	Att.
12/03/2021	Iowa	W	77-70	14804
12/09/2021	at Rutgers	L	68-70	0
01/03/2022	Wisconsin	L	69-74	14804
01/08/2022	at Penn St.	W	74-67	10464
01/14/2022	Nebraska	W	92-65	14804
01/17/2022	at Illinois	Wot2	96-88	15544
01/20/2022	at Indiana	L	65-68	17222
01/23/2022	Northwestern	W	80-60	14804
01/27/2022	at Iowa	W	83-73	12723
01/30/2022	Ohio St.	W	81-78	14804
02/02/2022	at Minnesota	W	88-73	9975
02/05/2022	Michigan	W	82-76	14804
02/08/2022	Illinois	W	84-68	14804
02/10/2022	at Michigan	L	58-82	11452
02/13/2022	Maryland	W	62-61	14804
02/16/2022	at Northwestern	W	70-64	7039
02/20/2022	Rutgers	W	84-72	14804

GAME 29 // [5] PURDUE vs. MICHIGAN STATE // FEBRUARY 26, 2022



Official Basketball Box Score - Final

Rutgers at Purdue

02/20/22 Mackey Arena, West Lafayette

2021-22 Men's Basketball

Game Time: 5:30 PM

Game Duration: 2:11

Attendance: 14,804

Officials: Keith Kimble, Bert Smith, Bill Ek

Rutgers - 72			Record: 16-10 (10-6)															
NO. Name		Min	FG M-A	3P M-A	FT M-A	Rebounds			Fouls		TP	AS	TO	ST	Blocks		+/-	
						OR	DR	TOT	PF	FD						BS	BA	
11	Clifford Omoruyi	C 30:27	4-10	0-0	6-9	2	4	6	3	5	14	0	2	0	0	2		-1
0	Geo Baker	G 34:20	5-13	1-3	0-0	0	0	0	3	1	11	1	2	1	0	0		-16
4	Paul Mulcahy	G 32:30	6-8	1-2	2-3	0	2	2	5	2	15	6	3	0	0	0		0
22	Caleb McConnell	G 27:55	1-3	0-0	0-0	1	5	6	5	1	2	6	0	3	0	0		-12
24	Ron Harper Jr.	G 33:10	4-9	2-7	2-2	1	2	3	2	2	12	2	0	0	0	0		-12
21	Dean Reiber	09:33	3-3	1-1	1-1	0	1	1	2	1	8	1	1	0	0	0		-11
3	Mawot Mag	17:07	3-4	0-1	0-0	0	1	1	3	1	6	0	2	0	0	0		-3
2	Jalen Miller	03:24	0-0	0-0	0-0	0	0	0	1	0	0	0	0	0	0	0		0
5	Aundre Hyatt	11:34	1-3	0-1	2-2	2	1	3	0	2	4	0	0	0	0	0		-5
Team						2	1	3			0			1				
Totals			27-53	5-15	13-17	8	17	25	24	15	72	16	11	4	0	2		-12

Shooting By Period		
1 st	FG%	14-29 48.3%
	3PT%	4-9 44.4%
	FT%	4-7 57.1%
2 nd	FG%	13-24 54.2%
	3PT%	1-6 16.7%
	FT%	9-10 90%
GM	FG%	27-53 50.9%
	3PT%	5-15 33.3%
	FT%	13-17 76.5%

Dead Ball Rebounds: 2, 2

Technical Fouls:Omoruyi 1st0:30

Purdue - 84			Record: 24-4 (13-4)															
NO. Name			Min	FG M-A	3P M-A	FT M-A	Rebounds			Fouls		TP	AS	TO	ST	Blocks		+/-
							OR	DR	TOT	PF	FD					BS	BA	
0	Mason Gillis	F	30:06	4-7	2-4	0-0	1	4	5	2	0	10	1	0	0	0	0	16
15	Zach Edey	C	18:46	5-6	0-0	5-6	2	5	7	2	5	15	3	0	0	2	0	11
2	Eric Hunter Jr.	G	36:37	2-7	1-3	2-2	1	2	3	2	2	7	3	0	0	0	0	8
23	Jaden Ivey	G	38:45	5-11	0-5	15-18	0	2	2	3	10	25	4	3	0	0	0	14
55	Sasha Stefanovic	G	30:57	3-7	3-7	2-2	0	1	1	3	2	11	3	1	1	0	0	17
11	Isaiah Thompson		08:54	1-1	1-1	0-0	0	1	1	1	1	3	1	0	0	0	0	-3
50	Trevion Williams		21:14	5-8	1-1	0-1	1	3	4	2	2	11	4	2	0	0	0	1
25	Ethan Morton		10:02	0-1	0-1	0-0	0	1	1	0	0	0	0	0	1	0	0	1
3	Caleb Furst		04:39	1-1	0-0	0-0	0	0	0	1	1	2	0	1	0	0	0	-5
Team							2	1	3			0			0			
Totals				26-49	8-22	24-29	7	20	27	16	23	84	19	7	2	2	0	12

Shooting By Period		
1 st	FG%	15-26 57.7%
	3PT%	6-14 42.9%
	FT%	9-10 90%
2 nd	FG%	11-23 47.8%
	3PT%	2-8 25.0%
	FT%	15-19 78.9%
GM	FG%	26-49 53.1%
	3PT%	8-22 36.4%
	FT%	24-29 82.8%

Dead Ball Rebounds: 2, 0

Technical Fouls:Furst 1st8:54

	RUT	PUR	Points from			Period by Period Scoring			
Biggest lead	0 (1 st 20:00)	20 (2 nd 15:37)	Turnovers	4	19		1st	2nd	TOT
Best Scoring Run	7(1 st 4:12)	13(2 nd 15:37)	Paint	38	32	RUT	36	36	72
Lead Changes	0		Second Chance	14	15		PUR	45	39
Times Tied	3		Fast Breaks	4	12				
Time with Lead	00:00	38:10	Bench	18	16				

GAME 29 // [5] PURDUE vs. MICHIGAN STATE // FEBRUARY 26, 2022

2021-22 GAME-BY-GAME COMPARISON																			
Team	W/L	FG-FGA	Pct.	3P-3PA	Pct.	FT-FTA	Pct.	O-D	Reb.	PF	A	TO	B	S	1st	2nd	OT	Pts.	PPP
[7] Purdue	W	28-56	.500	16-36	.444	24-29	.828	15-27	42	13	21	13	3	7	50	46		96	1.43
Bellarmine		24-59	.407	12-35	.343	7-8	.875	7-25	22	20	15	10	1	5	37	30		67	1.00
[7] Purdue	W	31-58	.534	8-20	.400	22-32	.688	12-30	42	14	19	12	8	6	51	41		92	1.26
Indiana State		25-64	.391	6-26	.231	11-14	.786	10-21	31	25	14	12	0	4	30	37		67	0.92
[6] Purdue	W	35-67	.522	11-28	.393	15-21	.714	19-37	56	15	18	17	4	9	51	45		96	1.28
Wright State		18-59	.305	5-26	.192	11-14	.786	6-17	23	17	8	15	0	6	17	35		52	0.69
[6] Purdue	W	34-61	.557	10-23	.435	15-22	.682	4-27	31	16	21	9	2	6	41	52		93	1.21
[18] North Carolina		31-69	.449	12-29	.414	10-12	.833	12-25	37	20	13	14	5	3	35	49		84	1.09
[6] Purdue	W	29-55	.527	10-23	.435	12-14	.857	12-26	38	18	17	11	1	4	31	49		80	1.33
[5] Villanova		26-58	.448	13-34	.382	9-17	.529	10-16	26	15	15	4	2	4	33	41		74	1.23
[3] Purdue	W	34-59	.576	9-17	.529	20-24	.833	14-39	53	6	19	12	6	4	52	45		97	1.45
Omaha		17-63	.270	5-28	.179	1-2	.500	8-14	22	14	8	9	2	6	17	23		40	0.60
[2] Purdue	W	35-59	.593	12-25	.480	11-14	.786	10-26	36	8	23	13	5	5	48	45		93	1.37
Florida State		26-63	.413	8-24	.333	5-6	.833	11-14	25	17	12	13	1	7	32	33		65	0.96
[2] Purdue	W	21-50	.420	8-19	.421	27-37	.730	8-34	42	18	14	17	2	5	39	38		77	1.01
Iowa		25-62	.403	5-21	.238	15-22	.682	6-24	30	29	12	9	0	6	26	44		70	0.92
[1] Purdue	L	25-61	.410	7-26	.269	11-16	.688	16-19	35	17	10	11	2	8	35	33		68	1.05
Rutgers		25-48	.521	7-14	.500	13-18	.722	5-22	27	19	18	15	2	7	36	34		70	1.08
[1] Purdue	W	30-60	.500	5-21	.238	17-25	.680	11-32	43	16	18	14	9	6	27	39	16	82	1.09
North Carolina State		26-62	.419	8-21	.381	12-15	.800	7-23	30	24	10	13	3	7	31	35	6	72	0.96
[3] Purdue	W	27-51	.529	11-22	.500	12-14	.857	11-31	42	15	17	10	5	4	39	38		77	1.33
Butler		19-59	.322	4-28	.143	6-14	.429	13-14	27	15	10	7	2	5	21	27		48	0.83
[3] Purdue	W	30-66	.455	11-32	.344	8-15	.533	19-27	46	14	18	11	3	6	45	34		79	1.23
Incarnate Word		22-54	.407	12-27	.444	3-5	.600	5-18	23	17	14	11	2	5	27	32		59	0.92
[3] Purdue	W	35-61	.574	14-29	.483	20-27	.741	9-27	36	13	30	8	3	6	55	49		104	1.42
Nicholls		35-73	.479	16-35	.457	4-9	.444	14-18	32	27	18	10	4	4	36	54		90	1.23
[3] Purdue	L	23-56	.411	8-20	.400	15-24	.625	13-27	40	17	19	12	0	2	24	45		69	1.03
[23] Wisconsin		27-60	.450	6-24	.250	14-19	.737	9-25	34	22	13	7	2	5	29	45		74	1.10
[3] Purdue	W	28-58	.483	9-24	.375	9-13	.692	10-20	30	14	14	8	2	6	35	39		74	1.19
Penn State		26-55	.473	8-22	.364	7-11	.636	9-21	30	13	14	11	4	6	30	37		67	1.08
[7] Purdue	W	32-65	.492	9-29	.310	19-27	.704	14-27	41	16	19	10	5	7	48	44		92	1.26
Nebraska		26-57	.456	8-19	.421	5-13	.385	8-23	31	21	14	17	1	6	33	32		65	0.89
[4] Purdue	W	31-68	.456	8-18	.444	26-32	.813	10-36	46	15	13	12	3	3	37	32	27	96	1.13
[17] Illinois		32-77	.416	12-33	.364	12-15	.800	8-31	39	23	15	8	2	5	26	43	19	88	1.04
[4] Purdue	L	25-54	.463	8-23	.348	7-17	.412	8-31	39	18	12	12	2	0	28	37		65	0.98
Indiana		24-56	.429	6-20	.300	14-24	.583	4-26	30	16	6	3	4	9	37	31		68	1.03
[4] Purdue	W	29-56	.518	12-29	.414	10-13	.769	10-23	33	13	19	9	0	5	40	40		80	1.33
Northwestern		22-50	.440	9-26	.346	7-9	.778	5-16	21	16	12	10	2	5	28	32		60	1.00
[6] Purdue	W	30-49	.612	13-22	.591	10-22	.455	9-27	36	17	21	15	2	7	48	35		83	1.26
Iowa		24-64	.375	8-27	.296	17-18	.944	14-17	31	20	10	9	2	8	33	40		73	1.11
[6] Purdue	W	29-60	.483	8-17	.471	15-26	.577	15-23	38	12	17	10	4	4	39	42		81	1.23
[16] Ohio State		29-63	.460	9-29	.310	11-14	.786	12-20	32	22	15	6	4	6	40	48		78	1.18
[4] Purdue	W	35-63	.556	12-24	.500	6-8	.750	9-30	39	15	23	9	5	2	51	37		88	1.33
Minnesota		27-58	.466	11-22	.500	8-12	.667	4-19	23	15	16	5	3	4	36	37		73	1.11
[4] Purdue	W	30-58	.517	5-18	.278	17-21	.810	11-21	32	10	17	7	3	7	39	43		82	1.26
Michigan		29-52	.558	8-18	.444	10-12	.833	3-19	22	17	17	11	3	3	33	43		76	1.17
[3] Purdue	W	31-61	.508	9-22	.409	13-18	.722	11-24	35	16	16	9	5	5	36	48		84	1.27
[13] Illinois		24-58	.414	8-26	.308	12-15	.800	10-22	32	20	13	9	2	4	38	30		68	1.03
[3] Purdue	L	22-50	.440	4-18	.222	10-14	.714	7-18	25	11	5	14	3	2	29	29		58	0.94
Michigan		32-62	.516	12-21	.571	6-7	.857	12-23	35	14	21	7	2	6	38	44		82	1.32
[3] Purdue	W	23-52	.442	8-20	.400	8-12	.667	7-26	33	15	14	16	4	7	26	36		62	0.93
Maryland		24-55	.436	5-18	.278	8-10	.800	7-23	30	19	11	14	3	8	23	38		61	0.91
[5] Purdue	W	24-53	.453	8-21	.381	14-21	.667	7-32	39	16	18	14	3	3	32	38		70	1.00
Northwestern		21-60	.350	8-28	.286	14-16	.750	8-26	34	17	15	10	4	6	28	36		64	0.91
[5] Purdue	W	26-49	.531	8-22	.364	24-29	.828	7-20	27	16	19	7	2	2	45	39		84	1.33
Rutgers		27-53	.509	5-15	.333	13-17	.765	8-17	25	24	16	11	0	4	36	36		72	1.14

MISCELLANEOUS SINGLE-GAME INFORMATION

Date	Opponent	Biggest Lead		Lead Chang.	Ties	[---Time In the Lead---]			Biggest Run		Paint	Off TO	2nd-ch.	Bench	Starters	Fr.	So.	Jr.	Sr.
		PW	Opp.			PW	Opp.	Tied	PW	Opp.									
Nov. 9	Bellarmine	36	3	1	1	37:15	1:25	1:20	11	9	22-20	14-11	13-6	29-22	67-45	2	46	15	33
Nov. 12	Indiana State	30	5	1	1	36:43	2:02	1:15	16	10	42-36	21-14	13-2	21-30	71-37	12	59	4	17
Nov. 16	Wright State	49	3	1	0	38:42	0:50	0:28	14	6	46-16	22-15	31-3	44-7	52-45	14	44	4	34
Nov. 20	[18] North Carolina	13	1	2	1	39:08	0:16	0:36	10	7	42-18	19-10	5-21	28-14	65-70	8	33	3	49
Nov. 21	[5] Villanova	10	11	6	5	18:55	17:54	3:11	9	8	38-18	4-10	16-11	15-17	65-57	12	34	12	22
Nov. 26	Omaha	58	1	2	0	39:18	0:26	0:16	29	5	48-16	8-9	19-8	49-14	48-26	7	61	6	23
Nov. 30	Florida State	28	0	0	2	38:18	0:00	1:42	12	7	38-26	12-25	18-15	31-16	62-49	9	49	12	23
Dec. 3	Iowa	19	1	2	1	35:38	2:17	2:05	7	11	26-34	8-20	10-4	37-29	40-41	2	45	5	25
Dec. 9	Rutgers	10	7	6	5	19:29	16:32	3:59	11	12	36-28	16-4	22-4	31-5	37-65	0	32	0	36
Dec. 12	North Carolina State	10	13	1	2	4:45	38:33	1:42	7	8	50-34	14-19	14-9	39-9	43-63	0	46	0	36
Dec. 18	Butler	36	2	1	1	38:25	0:21	1:14	12	6	26-26	6-8	12-6	25-6	52-42	6	47	6	18
Dec. 20	Incarnate Word	30	6	1	2	35:54	1:52	2:14	10	7	38-12	20-19	20-5	37-20	42-39	2	44	10	23
Dec. 29	Nicholls	22	6	6	2	35:45	2:55	1:20	20	6	42-34	16-11	6-24	37-8	67-82	0	64	15	25
Jan. 3	[23] Wisconsin	7	7	17	6	15:19	20:49	3:52	8	7	28-28	10-12	12-12	29-7	40-67	0	50	0	19
Jan. 8	Penn State	13	7	8	3	31:49	5:52	2:19	9	9	36-28	16-9	17-10	26-15	48-52	2	35	3	34
Jan. 14	Nebraska	30	0	0	0	39:35	0:00	0:25	14	6	46-24	28-7	21-4	36-20	56-45	10	55	0	27
Jan. 17	[17] Illinois	13	4	4	5	43:41	2:24	3:55	17	10	42-26	9-8	12-11	28-27	68-61	0	46	3	47
Jan. 20	Indiana	8	11	3	2	14:04	22:08	3:48	8	14	28-30	5-15	10-5	4-35	61-33	2	46	8	9
Jan. 23	Northwestern	20	2	3	1	36:41	1:23	1:56	9	10	32-18	6-6	13-9	31-16	49-44	7	21	8	44
Jan. 27	Iowa	18	0	0	0	39:41	0:00	0:19	7	11	32-26	5-18	9-14	38-32	45-41	4	28	18	33
Jan. 30	[16] Ohio State	20	4	2	3	32:47	4:37	2:36	8	7	42-30	11-16	18-11	33-32	48-46	0	51	0	30
Feb. 2	Minnesota	18	0	0	0	39:40	0:00	0:14	7	7	40-20	8-12	2-5	12-8	76-65	4	44	0	40
Feb. 5	Michigan	12	0	0	0	38:53	0:00	1:07	10	7	44-26	16-4	10-2	21-13	61-63	0	44	2	36
Feb. 8	[13] Illinois	19	9	3	5	25:16	11:47	2:57	14	8	38-22	15-15	9-9	23-24	61-44	5	50	3	26
Feb. 10	Michigan	2	29	1	3	0:36	36:33	2:51	5	9	30-36	5-15	4-10	22-2	36-80	5	35	0	18
Feb. 13	Maryland	4	12	8	5	10:00	26:50	3:10	14	12	28-28	17-15	11-4	14-10	48-51	0	23	2	37
Feb. 16	Northwestern	15	2	3	6	33:46	2:05	4:09	7	7	28-18	14-13	4-2	19-21	51-43	3	38	7	22
Feb. 20	Rutgers	20	0	0	3	38:10	0:00	1:50	13	7	32-38	19-4	15-14	16-18	68-54	2	50	3	29
Feb. 26	Michigan State																		
Mar. 1	Wisconsin																		
Mar. 5	Indiana																		
Mar. 9-13	Big Ten Tournament																		
PURDUE TOTALS		58							29		1,024	364	366	775	1,527	118	1,220	149	815
PURDUE AVERAGES											36.6	13.0	13.1	27.7	54.5	4.2	43.6	5.3	29.1
OPPONENT TOTALS		29							14		716	344	240	477	1,450				
OPPONENT AVERAGES											25.6	12.3	8.6	17.0	51.8				

POINTS-REBOUNDS-ASSISTS (starters in underline>

Date	Opponent	Result	#0	#2	#3	#5	#11	#14	#15	#21	#22	#23	#25	#34	#50	#55
			Gillis	Hunter	Furst	Newman	Thomps.	Wulbrun	Edey	Frost	Martin	Ivey	Morton	Barrett	Williams	Stefanovic
Nov. 9	Bellarmine	W, 96-67	DNP	61-1	<u>2-3-1</u>	14-1-3	<u>15-1-4</u>	0-1-0	<u>16-9-0</u>	0-0-0	0-0-0	<u>11-5-3</u>	5-4-3	0-0-0	4-7-3	<u>23-2-3</u>
Nov. 12	Indiana State	W, 92-67	DNP	0-1-3	<u>12-8-0</u>	8-1-0	<u>4-1-1</u>	0-0-0	<u>22-10-3</u>	0-0-0	0-0-0	<u>27-8-4</u>	2-1-1	0-1-0	11-8-3	<u>6-1-4</u>
Nov. 16	Wright State	W, 96-52	DNP	2-2-4	<u>14-11-2</u>	15-1-0	<u>0-0-3</u>	2-0-0	<u>18-12-1</u>	2-1-0	0-0-0	<u>8-6-3</u>	3-3-2	0-0-0	20-13-3	<u>12-4-0</u>
Nov. 20	[18] North Carolina	W, 93-84	DNP	6-2-0	<u>8-5-0</u>	0-0-2	<u>3-0-2</u>	DNP	<u>9-3-2</u>	DNP	DNP	<u>22-10-6</u>	2-2-0	DNP	20-4-1	<u>23-2-8</u>
Nov. 21	[5] Villanova	W, 80-74	0-1-0	3-3-1	<u>12-4-1</u>	3-3-0	<u>12-0-0</u>	DNP	<u>21-6-0</u>	DNP	DNP	<u>10-7-7</u>	0-1-0	DNP	9-4-2	<u>10-3-6</u>
Nov. 26	Omaha	W, 97-40	6-5-0	<u>4-1-2</u>	<u>7-9-1</u>	16-5-0	6-3-1	0-0-0	<u>20-6-1</u>	0-2-0	2-1-1	<u>12-2-2</u>	3-3-4	2-0-0	14-10-2	<u>5-4-5</u>
Nov. 30	Florida State	W, 93-65	6-3-0	4-0-2	<u>9-6-1</u>	13-6-2	<u>12-2-1</u>	DNP	<u>12-4-0</u>	DNP	DNP	<u>18-6-2</u>	0-0-4	DNP	8-6-3	<u>11-1-8</u>
Dec. 3	Iowa	W, 77-70	12-3-1	4-1-2	<u>2-7-0</u>	5-0-1	<u>5-1-1</u>	DNP	<u>6-7-0</u>	DNP	DNP	<u>19-2-2</u>	3-0-2	DNP	13-18-3	<u>8-1-2</u>
Dec. 9	Rutgers	L, 68-70	0-1-0	6-2-1	<u>0-0-0</u>	3-2-1	<u>0-2-0</u>	DNP	<u>13-6-1</u>	DNP	DNP	<u>15-1-3</u>	1-3-1	DNP	21-11-1	<u>9-2-2</u>
Dec. 12	North Carolina State	W, 82-72	9-4-0	2-1-0	<u>0-1-1</u>	0-0-0	<u>0-1-2</u>	DNP	<u>9-7-0</u>	DNP	DNP	<u>22-7-2</u>	6-1-2	DNP	22-12-9	<u>12-2-2</u>
Dec. 18	Butler	W, 77-48	6-4-1	0-1-2	<u>6-2-1</u>	1-4-1	<u>6-0-2</u>	0-0-0	14-11-0	0-0-0	0-0-0	<u>22-5-2</u>	4-1-3	0-2-0	10-6-2	<u>8-4-3</u>
Dec. 20	Incarnate Word	W, 79-59	10-3-2	3-2-1	<u>2-7-0</u>	6-5-0	<u>8-2-0</u>	0-0-0	13-9-4	2-0-0	0-0-0	<u>12-5-4</u>	3-0-2	0-1-0	<u>12-8-1</u>	<u>8-1-4</u>
Dec. 29	Nicholls	W, 104-90	<u>10-4-1</u>	2-3-2	DNP	7-4-2	<u>15-2-1</u>	0-0-0	21-5-4	0-0-0	0-0-0	<u>19-2-1</u>	7-2-7	0-0-0	<u>9-11-8</u>	<u>14-2-4</u>
Jan. 3	[23] Wisconsin	L, 69-74	<u>9-4-0</u>	2-1-2	0-0-0	0-0-1	<u>0-3-2</u>	DNP	24-10-2	DNP	DNP	<u>14-3-3</u>	3-6-4	DNP	<u>9-5-2</u>	<u>8-2-3</u>
Jan. 8	Penn State	W, 74-67	<u>14-2-1</u>	0-0-2	2-1-0	DNP	<u>3-1-0</u>	DNP	<u>6-6-1</u>	DNP	DNP	<u>12-7-1</u>	3-0-1	DNP	21-9-2	<u>13-3-6</u>
Jan. 14	Nebraska	W, 92-65	<u>8-7-1</u>	8-3-2	10-2-0	6-4-0	<u>0-2-2</u>	0-0-0	<u>22-9-0</u>	0-0-0	0-1-0	<u>17-4-5</u>	0-0-2	2-1-1	10-5-3	<u>9-3-3</u>
Jan. 17	[17] Illinois	W, 96-88	<u>4-4-1</u>	11-2-2	0-2-0	3-2-0	<u>3-0-0</u>	DNP	<u>20-8-1</u>	DNP	DNP	<u>19-8-2</u>	0-1-0	DNP	14-7-5	<u>22-8-2</u>
Jan. 20	Indiana	L, 65-68	<u>13-7-2</u>	0-1-0	2-3-1	0-1-0	<u>8-2-2</u>	DNP	<u>12-9-3</u>	DNP	DNP	<u>21-2-1</u>	0-0-1	DNP	2-6-2	<u>7-3-0</u>
Jan. 23	Northwestern	W, 80-60	<u>7-2-4</u>	10-2-5	7-3-0	<u>0-1-1</u>	<u>8-0-1</u>	DNP	<u>12-10-2</u>	DNP	DNP	DNP	2-2-2	DNP	12-10-1	<u>22-2-3</u>
Jan. 27	Iowa	W, 83-73	<u>0-3-1</u>	<u>7-0-2</u>	4-4-1	DNP	<u>18-1-2</u>	DNP	<u>6-4-1</u>	DNP	DNP	15-5-4	7-0-0	DNP	12-10-5	<u>14-5-4</u>
Jan. 30	[16] Ohio State	W, 81-78	<u>7-11-2</u>	<u>10-3-5</u>	0-1-1	DNP	<u>0-1-0</u>	DNP	<u>20-3-0</u>	DNP	DNP	21-3-2	3-0-0	DNP	9-8-3	<u>11-3-4</u>
Feb. 2	Minnesota	W, 88-73	<u>6-5-1</u>	<u>20-3-2</u>	4-3-0	0-0-0	0-1-1	DNP	<u>14-12-3</u>	DNP	DNP	<u>21-10-4</u>	3-0-1	DNP	5-3-4	<u>15-2-7</u>
Feb. 5	Michigan	W, 82-76	<u>8-4-0</u>	<u>8-2-3</u>	0-1-1	DNP	2-0-1	DNP	<u>13-9-1</u>	DNP	DNP	<u>23-6-7</u>	0-0-0	DNP	19-8-2	<u>9-1-2</u>
Feb. 8	[13] Illinois	W, 84-68	<u>6-9-1</u>	<u>9-2-1</u>	5-2-0	DNP	3-0-0	0-0-0	<u>13-6-1</u>	DNP	DNP	<u>26-4-6</u>	5-1-0	DNP	10-5-3	<u>7-1-4</u>
Feb. 10	Michigan	L, 58-82	<u>2-3-0</u>	<u>3-2-0</u>	5-1-0	0-1-0	0-1-2	DNP	<u>10-6-0</u>	DNP	DNP	<u>18-3-0</u>	5-1-0	DNP	12-2-2	<u>3-2-1</u>
Feb. 13	Maryland	W, 62-61	<u>2-5-1</u>	<u>8-1-1</u>	0-0-0	DNP	2-1-1	DNP	<u>10-11-4</u>	DNP	DNP	<u>11-3-1</u>	0-2-1	DNP	12-4-4	<u>17-4-1</u>
Feb. 16	Northwestern	W, 70-64	<u>11-7-0</u>	<u>11-4-1</u>	3-3-0	DNP	7-1-2	DNP	<u>14-8-4</u>	DNP	DNP	<u>8-5-3</u>	5-2-1	DNP	4-6-5	<u>7-1-2</u>
Feb. 20	Rutgers	W, 84-72	<u>10-5-1</u>	<u>7-3-3</u>	2-0-0	DNP	3-1-1	DNP	<u>15-7-3</u>	DNP	DNP	<u>25-2-4</u>	0-1-0	DNP	11-4-4	<u>11-1-3</u>
Feb. 26	Michigan State															
Mar. 1	Wisconsin															
Mar. 5	Indiana															
Mar. 9-13	Big Ten Tournament															

GAME 29 // [5] PURDUE vs. MICHIGAN STATE // FEBRUARY 26, 2022

INSIDE THE NUMBERS					PURDUE'S RECORD WHEN...								
10+ POINTS		2022	CAREER	CONSECUTIVE GAMES WITH A 3-POINTER		FIRST SUB	2022	CAREER	Category	2021-22	Painter	Str.	
Trevion Williams	19 (17-2)	61 (40-21)	Sasha Stefanovic	29	Trevion Williams	23	40	All Games	24-4	379-188	W-3		
Jaden Ivey	25 (21-4)	40 (31-9)	Eric Hunter Jr.	3	Eric Hunter Jr.	10	29	At Home	15-1	237-42	W-7		
Sasha Stefanovic	15 (15-0)	38 (33-5)	Mason Gillis	2	Zach Edey	3	25	On Road	5-3	82-95	W-1		
Eric Hunter Jr.	5 (5-0)	36 (27-9)	Isaiah Thompson	2	Isaiah Thompson	6	23	At Neutral Sites	4-0	60-51	W-4		
Zach Edey	22 (18-4)	33 (25-8)	Trevion Williams	1	Ethan Morton	6	9	vs. Big Ten Opponents	13-4	204-127	W-3		
Brandon Newman	4 (4-0)	16 (13-3)	CONSECUTIVE FREE THROWS MADE		Sasha Stefanovic		5	Big Ten Regular-Season	13-4	193-113	W-3		
Isaiah Thompson	5 (5-0)	15 (10-5)	Sasha Stefanovic	13	Mason Gillis	1	3	Big Ten Tournament		11-14	L-3		
Mason Gillis	7 (6-1)	11 (10-1)	Eric Hunter Jr.	3	Jaden Ivey		3	At Home	8-1	120-33	W-7		
Caleb Furst	4 (4-0)	4 (4-0)	Jaden Ivey	3	Caleb Furst	1	1	On Road	5-3	73-80	W-1		
20+ POINTS		2022	CAREER	Matt Frost	2	FIRST POINTS		2P	3P	FT	No.	L-3	
Trevion Williams	5 (4-1)	14 (8-6)	Mason Gillis	2	Zach Edey	16		16				vs. Non-Conference Foes	
Jaden Ivey	10 (9-1)	12 (10-2)	Trevion Williams	2	Sasha Stefanovic	2	3	1	6			At Home	
Zach Edey	8 (7-1)	10 (9-1)	Jared Wulbrun	2	Jaden Ivey	3			3			On Road	
Sasha Stefanovic	4 (4-0)	8 (7-1)	Caleb Furst	1	Caleb Furst	1			1			At Neutral Site	
Brandon Newman		2 (2-0)	Brandon Newman	1	Trevion Williams	1			1			vs. Ranked Opponent	
Eric Hunter Jr.	1 (1-0)	1 (1-0)	TEAM	7	Mason Gillis		1		1			vs. Unranked Opponent	
30+ POINTS		2022	CAREER	OPENING TIPS		POINTS LEADER		2022	CAREER				
Trevion Williams		2 (1-1)	Zach Edey	19 (16-3)	5 (5-0)	Trevion Williams	4 (3-1)	27 (12-15)	3 Points or Less	2-2	43-35	W-2	
10+ REBOUNDS		2022	CAREER	Trevion Williams	1 (1-0)	3 (2-1)	Jaden Ivey	12 (10-2)	4-6 Points	3-1	41-35	W-2	
Trevion Williams	8 (7-1)	32 (17-15)	TOTALS	20 (17-3)	8 (7-1)	Sasha Stefanovic	5 (5-0)	15 (12-3)	7-9 Points	4-0	49-40	W-4	
Zach Edey	7 (6-1)	8 (7-1)	DUNKS	2022	CAREER	Zach Edey	7 (6-1)	12 (9-3)	Games Decided by 10+ Pts.	15-1	246-78	W-1	
Jaden Ivey	2 (2-0)	2 (2-0)	Zach Edey	50	84	Eric Hunter Jr.		6 (6-0)	10-19 Points	6-0	126-61	W-9	
Caleb Furst	1 (1-0)	1 (1-0)	Jaden Ivey	27	34	Brandon Newman		4 (3-1)	20-Plus Points	9-1	120-17	L-1	
20+ REBOUNDS		2022	CAREER	Trevion Williams	15	41	Isaiah Thompson	1 (1-0)	3 (3-0)	Purdue Shoots 48% or Better	19-0	184-17	W-24
Trevion Williams		1 (0-1)	Caleb Furst	10	10	Brandon Newman		4 (3-1)	Purdue Shoots Less Than 48%	5-4	195-171	W-2	
DOUBLE-DOUBLES		2022	CAREER	Eric Hunter Jr.	1	6	REBOUNDS LEADER		2022	CAREER			
Trevion Williams	7 (6-1)	28 (13-15)	Brandon Newman		3	Trevion Williams	10 (9-1)	56 (33-23)	Opp. Shoots 48% or Better	2-2	33-77	W-1	
Zach Edey	7 (6-1)	8 (7-1)	Ethan Morton	1	1	Jaden Ivey	4 (4-0)	5 (5-0)	Opp. Shoots Less Than 48%	22-2	346-111	W-7	
Jaden Ivey	2 (2-0)	2 (2-0)	Sasha Stefanovic	1	1	Mason Gillis	2 (2-0)	4 (4-0)	Purdue Shoots Better Than Opp.	23-1	313-43	W-8	
Caleb Furst	1 (1-0)	1 (1-0)	TOTALS	105		Sasha Stefanovic	1 (1-0)	3 (2-1)	Opp. Shoots Better / Equal %	1-3	66-145	L-1	
STATSHEET STUFFER		2022	CAREER	AND-ONES	CHANCES	PCT.	Eric Hunter Jr.	2 (2-0)	Purdue Outrebound Opp.	22-3	284-78	W-9	
Trevion Williams	4 (4-0)	8 (6-2)	Eric Hunter Jr.	2-2	1.000	Brandon Newman	1 (1-0)	2 (2-0)	Opp. Outreb. / Equals Purdue	2-1	95-110	L-1	
Jaden Ivey	3 (3-0)	4 (3-1)	Brandon Newman	1-1	1.000	Isaiah Thompson			Purdue Has More FT Attempts	21-2	276-40	W-3	
Eric Hunter Jr.		1 (1-0)	Sasha Stefanovic	1-1	1.000	Jaden Ivey	10-15	.667	Opp. Has More / Equal FT Att.	3-2	103-148	W-1	
► At least five in three categories (pt, reb, ast, stl, blk).			Isaiah Thompson	1-1	1.000	Mason Gillis	2-3	.667	Purdue Makes 10+ 3-Ptrs.	11-0	95-17	W-21	
CONSECUTIVE 10+ POINT GAMES			Ethan Morton	2-3	.667	Sasha Stefanovic	1 (1-0)	3 (2-1)	Purdue Makes 0-4 3-Ptrs.	0-1	55-70	L-1	
Zach Edey		8	Zach Edey	11-18	.611	Eric Hunter Jr.	2 (2-0)	2 (2-0)	Opp. Makes 10+ 3-Ptrs.	7-1	46-33	L-1	
Mason Gillis		2	Trevion Williams	10-17	.588	Caleb Furst	2 (2-0)	2 (2-0)	Opp. Makes 0-4 3-Ptrs.		120-39	W-2	
Jaden Ivey		1	Caleb Furst	2-4	.500	Carson Barrett	0-1	.000	Purdue Has 0-9 Turnovers	8-0	107-43	W-8	
Sasha Stefanovic		1	Chase Martin	0-1	.000	TOTALS	42-67	.627	Purdue Has 10-15 Turnovers	13-4	212-97	W-1	
Trevion Williams		1							Purdue Has 16+ Turnovers	3-0	60-48	W-5	
THE START CHART (8)					Games	Record							
1	2	3	4	5									
Thompson	Ivey	Stefanovic	Furst	Edey	1, 2, 3, 4, 5, 7, 8, 9, 10	8-1							
Hunter Jr.	Ivey	Stefanovic	Furst	Edey	6	1-0							
Thompson	Ivey	Stefanovic	Furst	Williams	11, 12	2-0							
Thompson	Ivey	Stefanovic	Gillis	Williams	13, 14	1-1							
Thompson	Ivey	Stefanovic	Gillis	Edey	15, 16, 17, 18	3-1							
Thompson	Newman	Stefanovic	Gillis	Edey	19	1-0							
Hunter Jr.	Thompson	Stefanovic	Gillis	Edey	20, 21	2-0							
Hunter Jr.	Ivey	Stefanovic	Gillis	Edey	22, 23, 24, 25, 26, 27, 28	6-1							
CAREER STARTS AT PURDUE													
Player	19	20	21	22	Tot.	Cons.	Record as Starter						
Sasha Stefanovic		22	21	28	71	33	50-21						
Eric Hunter Jr.	1	30	23	10	64	9	40-24						
Trevion Williams	8	22	26	4	60		38-22						
Mason Gillis			23	16	39	16	28-11						
Jaden Ivey			12	25	37	7	28-9						
Zach Edey			2	24	26	14	23-3						
Isaiah Thompson			5	20	25		20-5						
Brandon Newman			23	1	24		16-8						
Caleb Furst				12	12		11-1						
PURDUESPORTS.COM @BOILERBALL													

Category	2021-22	Painter	Str.
All Games	24-4	379-188	W-3
At Home	15-1	237-42	W-7
On Road	5-3	82-95	W-1
At Neutral Sites	4-0	60-51	W-4
vs. Big Ten Opponents	13-4	204-127	W-3
Big Ten Regular-Season	13-4	193-113	W-3
Big Ten Tournament		11-14	L-3
At Home	8-1	120-33	W-7
On Road	5-3	73-80	W-1
At Neutral Site		11-14	L-3
vs. Non-Conference Foes	11-0	175-61	W-11
At Home	7-0	117-9	W-14
On Road		9-16	L-1
At Neutral Site	4-0	49-36	W-4
vs. Ranked Opponent	5-1	59-89	W-3
vs. Unranked Opponent	19-3	320-99	W-3
In Overtime	2-0	14-18	W-2
Leading at Halftime	21-0	311-51	W-26
Trailing at Halftime	3-4	54-126	L-1
Tied at Halftime		13-12	W-1
Games Decided by 1-9 Pts.	9-3	133-110	W-4
3 Points or Less	2-2	43-35	W-2
4-6 Points	3-1	41-35	W-2
7-9 Points	4-0	49-40	W-4
Games Decided by 10+ Pts.	15-1	246-78	W-1
10-19 Points	6-0	126-61	W-9
20-Plus Points	9-1	120-17	L-1
Purdue Shoots 48% or Better	19-0	184-17	W-24
Purdue Shoots Less Than 48%	5-4	195-171	W-2
Opp. Shoots 48% or Better	2-2	33-77	W-1
Opp. Shoots Less Than 48%	22-2	346-111	W-7
Purdue Shoots Better Than Opp.	23-1	313-43	W-8
Opp. Shoots Better / Equal %	1-3	66-145	L-1
Purdue Outrebound Opp.	22-3	284-78	W-9
Opp. Outreb. / Equals Purdue	2-1	95-110	L-1
Purdue Has More FT Attempts	21-2	276-40	W-3
Opp. Has More / Equal FT Att.	3-2	103-148	W-1
Purdue Makes 10+ 3-Ptrs.	11-0	95-17	W-21
Purdue Makes 0-4 3-Ptrs.	0-1	55-70	L-1
Opp. Makes 10+ 3-Ptrs.	7-1	46-33	L-1
Opp. Makes 0-4 3-Ptrs.		120-39	W-2
Purdue Has 0-9 Turnovers	8-0	107-43	W-8
Purdue Has 10-15 Turnovers	13-4	212-97	W-1
Purdue Has 16+ Turnovers	3-0	60-48	W-5
Opp. Has 0-9 Turnovers	9-3	74-66	L-1
Opp. Has 10-15 Turnovers	14-1	179-95	W-9
Opp. Has 16+ Turnovers	1-0	126-27	W-3
Purdue Has Fewer TOs	7-1	213-66	W-6
Purdue Has More / Equal TOs	17-3	166-122	W-2
Purdue Wins Reb. & TO Margin	5-1	138-15	W-5
Purdue Scores 0-49 Pts.		2-9	L-1
Purdue Scores 50-59 Pts.	0-1	11-50	L-2
Purdue Scores 60-69 Pts.	1-3	95-79	W-1
Purdue Scores 70-79 Pts.	5-0	125-38	W-5
Purdue Scores 80-89 Pts.	9-0	97-12	W-22
Purdue Scores 90+ Pts.	9-0	49-0	W-111
Opp. Scores 0-49 Pts.	2-0	54-1	W-24
Opp. Scores 50-59 Pts.	2-0	110-6	W-6
Opp. Scores 60-69 Pts.	9-1	138-54	W-4
Opp. Scores 70-79 Pts.	8-2	63-78	W-5
Opp. Scores 80-89 Pts.	2-1	10-40	L-1
Opp. Scores 90+ Pts.	1-0	4-9	W-3
0-1 Player in Double Figures		6-9	W-1
2 Players in Double Figures	0-1	56-57	L-2
3 Players in Double Figures	7-3	148-92	W-1
4 Players in Double Figures	10-0	117-21	W-16
5+ Players in Double Figures	7-0	52-9	W-16
In November	7-0	79-23	W-7
In December	5-1	93-31	W-4
In January	6-2	85-51	W-3
In February	6-1	78-41	W-3
In March		44-42	L-2
On Sunday	6-0	52-27	W-8
On Monday	2-1	12-6	W-1
On Tuesday	4-0	84-28	W-6
On Wednesday	3-0	63-29	W-7
On Thursday	1-3	34-26	L-1
On Friday	4-0	42-15	W-4
On Saturday	4-0	112-56	W-8
Wearing White Uniforms	9-0		W-9
Wearing Throwback Uniforms	1-1		W-1
Wearing Black Uniforms	9-3		L-1
Wearing Gold Uniforms	2-0		W-15
Wearing Gray Uniforms	3-0		W-3

PURDUE / OPPONENT STATISTICAL BREAKDOWNS																							
All Games	Record	FG	FGA	Pct.	3P	3PA	Pct.	FT	FTA	Pct.	Off.	Def.	Avg.	F	DQ	Ast.	TO	Blk.	Stl.	1st	2nd	OT	Avg.
All Games	24-4	812	1616	.502	261	648	.403	417	587	.710	308	767	38.4	404	1	491	323	99	135	1121	1138	43	82.2
		713	1673	.426	236	696	.339	265	368	.720	235	569	28.7	537	16	376	281	62	155	856	1046	25	68.8
Home	15-1	472	933	.506	156	383	.407	268	369	.726	194	438	39.5	216	0	302	183	60	84	688	680	0	85.5
		400	945	.423	127	397	.320	137	189	.725	129	306	27.2	327	11	213	174	27	84	472	592	0	66.5
Away	5-3	220	456	.482	69	176	.392	93	143	.650	76	213	36.1	123	0	116	96	22	31	295	280	27	75.3
		211	480	.440	72	187	.385	91	121	.752	64	185	31.1	137	2	115	69	23	52	264	302	19	73.1
Neutral	4-0	120	227	.529	36	89	.404	56	75	.747	38	116	38.5	65	1	73	44	17	20	138	178	16	83.0
		102	248	.411	37	112	.330	37	58	.638	42	78	30.0	73	3	48	38	12	19	120	152	6	69.5
Big Ten Reg-Seas.	Record	FG	FGA	Pct.	3P	3PA	Pct.	FT	FTA	Pct.	Off.	Def.	Avg.	F	DQ	Ast.	TO	Blk.	Stl.	1st	2nd	OT	Avg.
All Games	13-4	464	963	.482	144	372	.387	241	350	.689	172	438	35.9	256	0	270	193	47	75	631	655	27	77.2
		444	990	.448	135	383	.352	186	252	.738	132	374	29.8	327	9	239	163	40	99	540	650	19	71.1
Home	8-1	244	507	.481	75	196	.383	148	207	.715	96	225	35.7	133	0	154	97	25	44	336	375	0	79.0
		233	510	.457	63	196	.321	95	131	.725	68	189	28.6	190	7	124	94	17	47	276	348	0	69.3
Away	5-3	220	456	.482	69	176	.392	93	143	.650	76	213	36.1	123	0	116	96	22	31	295	280	27	75.3
		211	480	.440	72	187	.385	91	121	.752	64	185	31.1	137	2	115	69	23	52	264	302	19	73.1
Current Streak	Streak	FG	FGA	Pct.	3P	3PA	Pct.	FT	FTA	Pct.	Off.	Def.	Reb.	F	DQ	Ast.	TO	Blk.	Stl.	1st	2nd	OT	Avg.
Overall	Win-3	73	154	.474	24	63	.381	46	62	.742	21	78	33.0	47	0	51	37	9	12	103	113	0	72.0
		72	168	.429	18	61	.295	35	43	.814	23	66	29.7	60	2	42	35	7	18	87	110	0	65.7
Month	Record	FG	FGA	Pct.	3P	3PA	Pct.	FT	FTA	Pct.	Off.	Def.	Avg.	F	DQ	Ast.	TO	Blk.	Stl.	1st	2nd	OT	Avg.
November	7-0	226	415	.545	76	172	.442	119	156	.763	86	212	42.6	90	0	138	87	29	41	324	323	0	92.4
		167	435	.384	61	202	.302	54	73	.740	64	122	26.6	128	4	85	77	11	35	201	248	0	64.1
December	5-1	168	349	.481	56	149	.376	95	134	.709	74	170	40.7	93	1	107	72	27	32	240	231	16	81.2
		152	358	.425	52	146	.356	53	83	.639	50	119	28.2	130	4	82	66	13	35	177	226	6	68.2
January	6-2	227	466	.487	75	182	.412	111	174	.638	89	214	37.9	122	0	134	88	18	34	299	314	27	80.0
		210	482	.436	66	200	.330	87	123	.707	69	179	31.0	153	6	100	71	21	50	246	308	19	71.6
February	6-1	191	386	.495	54	145	.372	92	123	.748	59	171	32.9	99	0	112	76	25	28	258	270	0	75.4
		184	398	.462	57	148	.385	71	89	.798	52	149	28.7	126	2	109	67	17	35	232	264	0	70.9
March																							
April																							
vs. Ranked / UR	Record	FG	FGA	Pct.	3P	3PA	Pct.	FT	FTA	Pct.	Off.	Def.	Avg.	F	DQ	Ast.	TO	Blk.	Stl.	1st	2nd	OT	Avg.
Ranked Teams	5-1	177	361	.490	53	123	.431	96	136	.706	65	163	38.0	94	0	103	63	15	24	208	268	27	83.8
		169	385	.439	60	175	.343	68	92	.739	61	139	33.3	122	6	85	48	17	27	191	256	19	77.7
Unranked Teams	19-3	635	1255	.506	208	525	.396	321	451	.712	243	604	38.5	310	1	388	260	84	111	913	870	16	81.8
		544	1288	.422	176	521	.338	197	276	.714	174	430	27.5	415	10	291	233	45	128	665	790	6	66.4
Results	Record	FG	FGA	Pct.	3P	3PA	Pct.	FT	FTA	Pct.	Off.	Def.	Avg.	F	DQ	Ast.	TO	Blk.	Stl.	1st	2nd	OT	Avg.
Wins	24-0	717	1395	.514	234	561	.417	374	516	.725	264	672	39.0	341	1	445	273	92	123	1005	994	43	85.1
		605	1447	.418	205	617	.332	218	300	.727	205	473	28.3	466	13	318	248	52	127	716	892	25	68.0
Losses	0-4	95	221	.430	27	87	.310	43	71	.606	44	95	34.8	63	0	46	50	7	12	116	144	0	65.0
		108	226	.478	31	79	.392	47	68	.691	30	96	31.5	71	3	58	33	10	28	140	154	0	73.5
5-Game	Record	FG	FGA	Pct.	3P	3PA	Pct.	FT	FTA	Pct.	Off.	Def.	Reb.	F	DQ	Ast.	TO	Blk.	Stl.	1st	2nd	OT	Avg.
Games 1-5	5-0	157	297	.529	55	130	.423	88	118	.746	62	147	41.8	76	0	96	62	18	32	224	233	0	91.4
		124	309	.401	48	150	.320	48	65	.738	45	94	27.8	97	3	65	55	8	22	152	192	0	68.8
Games 6-10	4-1	145	289	.502	41	108	.380	86	116	.741	59	150	41.8	65	0	84	68	24	28	201	200	16	83.4
		119	298	.399	33	108	.306	46	63	.730	37	97	26.8	102	3	60	60	8	34	142	169	6	63.4
Games 11-15	4-1	143	292	.490	53	127	.417	64	93	.688	62	132	38.8	73	1	98	49	16	21	198	205	0	80.6
		129	301	.429	46	136	.338	34	58	.586	50	96	29.2	94	5	69	46	14	25	143	195	0	67.6
Games 16-20	4-1	147	292	.503	50	121	.413	72	111	.649	51	144	39.0	79	0	84	58	12	22	201	188	27	83.2
		128	304	.421	43	125	.344	55	79	.696	39	113	30.4	96	3	57	47	11	33	157	178	19	70.8
Games 21-25	4-1	147	292	.503	38	99	.384	61	87	.701	53	116	33.8	64	0	78	49	20	20	194	199	0	78.6
		141	293	.481	48	116	.414	47	60	.783	41	103	28.8	88	0	83	38	14	23	175	202	0	75.4
Games 26-30	3-0	73	154	.474	24	63	.381	46	62	.742	21	78	33.0	47	0	51	37	9	12	103	113	0	72.0
		72	168	.429	18	61	.295	35	43	.814	23	66	29.7	60	2	42	35	7	18	87	110	0	65.7
Games 31-35																							
Games 36-40																							
Postseason	Record	FG	FGA	Pct.	3P	3PA	Pct.	FT	FTA	Pct.	Off.	Def.	Reb.	F	DQ	Ast.	TO	Blk.	Stl.	1st	2nd	OT	Avg.
Overall																							
Big Ten																							
NCAA																							

GAME 29 // [5] PURDUE vs. MICHIGAN STATE // FEBRUARY 26, 2022

INDIVIDUAL GAME-BY-GAME STATISTICS														
#0 MASON GILLIS														
Date	Opponent	Min.	FG	3FG	FT	O-D-T	PF	A	TO	B	S	Pts.		
N9	Bellarmine					-- DID NOT PLAY --								
N12	Indiana State					-- DID NOT PLAY --								
N16	Wright State					-- DID NOT PLAY --								
N20	vs. [18] North Carolina					-- DID NOT PLAY --								
N21	vs. [5] Villanova	10	0-1	0-1	0-0	1-0-1	1	0	0	0	0	0		
N26	Omaha	17	2-2	1-1	1-1	2-3-5	0	0	0	1	0	6		
N30	Florida State	19	2-4	0-2	2-2	1-2-3	1	0	0	0	1	6		
D3	Iowa	18	2-3	2-2	6-6	1-2-3	3	1	1	1	0	12		
D9	at Rutgers	12	0-1	0-1	0-0	0-1-1	2	0	0	1	0	0		
D12	vs. North Carolina State	22	3-5	1-2	2-2	2-2-4	4	0	0	0	0	9		
D18	vs. Butler	19	1-2	0-0	4-4	2-2-4	1	1	0	0	0	6		
D20	Incarnate Word	21	4-9	2-5	0-0	2-1-3	3	2	0	0	0	10		
D29	• Nicholls	18	3-4	2-3	2-2	0-4-4	2	1	1	2	0	10		
J3	• [23] Wisconsin	23	3-4	3-4	0-0	1-3-4	1	0	2	0	0	9		
J8	• at Penn State	25	4-5	3-4	3-3	1-1-2	2	1	1	0	1	14		
J14	• Nebraska	24	3-8	2-4	0-0	1-6-7	2	1	0	0	2	8		
J17	• at [17] Illinois	43	2-3	0-1	0-0	1-3-4	1	1	2	0	0	4		
J20	• at Indiana	29	5-6	3-4	0-1	3-4-7	2	2	2	0	0	13		
J23	• Northwestern	28	3-6	1-4	0-0	1-1-2	1	4	1	0	0	7		
J27	• at Iowa	12	0-1	0-0	0-2	1-2-3	2	1	1	0	0	0		
J30	• [16] Ohio State	28	2-5	1-3	2-2	5-6-11	1	2	2	0	1	7		
F2	• at Minnesota	17	2-3	2-3	0-0	0-5-5	2	1	1	0	0	6		
F5	• Michigan	34	3-6	2-5	0-0	2-2-4	2	0	0	0	0	8		
F8	• [13] Illinois	28	2-4	2-4	0-0	2-7-9	1	1	1	0	1	6		
F10	• at Michigan	18	1-5	0-4	0-0	1-2-3	2	0	1	0	0	2		
F13	• Maryland	34	1-5	0-3	0-0	1-4-5	2	1	1	2	0	2		
F16	• at Northwestern	29	3-5	3-4	2-3	0-7-7	4	0	1	0	1	11		
F20	• Rutgers	30	4-7	2-4	0-0	1-4-5	2	1	0	0	0	10		
F26	at Michigan State													
M1	at Wisconsin													
M5	Indiana													
M9-13	Big Ten Tournament													
#2 ERIC HUNTER JR.														
Date	Opponent	Min.	FG	3FG	FT	O-D-T	PF	A	TO	B	S	Pts.		
N9	Bellarmine	19	2-6	2-6	0-0	0-1-1	0	1	0	0	1	6		
N12	Indiana State	19	0-2	0-1	0-0	0-1-1	1	3	2	0	0	0		
N16	Wright State	22	1-4	0-1	0-0	1-1-2	1	4	0	0	1	2		
N20	vs. [18] North Carolina	24	2-2	0-0	2-4	0-2-2	0	0	0	0	2	6		
N21	vs. [5] Villanova	19	0-1	0-1	3-4	1-2-3	2	1	2	0	0	3		
N26	• Omaha	18	2-4	0-0	0-0	1-0-1	0	2	1	0	0	4		
N30	Florida State	18	2-3	0-0	0-0	0-0-0	1	2	1	0	0	4		
D3	Iowa	25	1-4	1-3	1-2	0-1-1	1	2	4	0	0	4		
D9	at Rutgers	26	2-6	2-4	0-0	1-1-2	0	1	0	0	2	6		
D12	vs. North Carolina State	30	1-3	0-2	0-0	1-0-1	1	0	2	0	2	2		
D18	vs. Butler	18	0-3	0-2	0-0	1-0-1	1	2	1	1	0	0		
D20	Incarnate Word	17	1-3	1-2	0-0	1-1-2	3	1	2	0	0	3		
D29	Nicholls	18	1-2	0-1	0-1	2-1-3	0	2	0	0	0	2		
J3	[23] Wisconsin	20	1-4	0-1	0-0	0-1-1	0	2	2	0	0	2		
J8	at Penn State	15	0-1	0-0	0-0	0-0-0	1	2	1	0	1	0		
J14	Nebraska	17	3-5	1-1	1-1	1-2-3	1	2	0	0	0	8		
J17	at [17] Illinois	32	3-4	1-1	4-4	0-2-2	1	2	1	0	0	11		
J20	at Indiana	16	0-2	0-0	0-0	0-1-1	1	0	1	0	0	0		
J23	Northwestern	27	4-5	2-2	0-0	0-2-2	1	5	1	0	2	10		
J27	• at Iowa	34	2-3	1-2	2-4	0-0-0	1	2	0	0	1	7		
J30	• [16] Ohio State	30	4-7	1-1	1-2	1-2-3	1	5	2	0	1	10		
F2	• at Minnesota	30	8-11	4-6	0-0	1-2-3	4	2	0	0	0	20		
F5	• Michigan	27	2-5	1-2	3-4	1-1-2	4	3	2	0	2	8		
F8	• [13] Illinois	29	4-7	1-3	0-0	0-2-2	1	1	1	0	1	9		
F10	• at Michigan	25	1-2	0-0	1-1	0-2-2	1	0	0	0	1	3		
F13	• Maryland	28	3-5	2-3	0-0	0-1-1	3	1	4	0	1	8		
F16	• at Northwestern	32	4-6	1-2	2-4	0-4-4	3	1	0	0	0	11		
F20	• Rutgers	37	2-7	1-3	2-2	1-2-3	2	3	0	0	0	7		
F26	at Michigan State													
M1	at Wisconsin													
M5	Indiana													
M9-13	Big Ten Tournament													
#3 CALEB FURST														
Date	Opponent	Min.	FG	3FG	FT	O-D-T	PF	A	TO	B	S	Pts.		
N9	• Bellarmine	26	1-3	0-2	0-0	3-6-9	2	1	2	0	0	2		
N12	• Indiana State	22	4-7	0-1	4-5	2-6-8	0	0	0	1	0	12		
N16	• Wright State	25	5-7	1-2	3-4	4-7-11	1	2	3	0	0	14		
N20	• vs. [18] North Carolina	33	3-5	2-3	0-0	0-5-5	2	0	0	2	1	8		
N21	• vs. [5] Villanova	24	5-5	1-1	1-1	1-3-4	1	1	1	0	0	12		
N26	• Omaha	23	2-5	0-1	3-4	5-4-9	0	1	1	2	0	7		
N30	• Florida State	21	2-3	1-1	4-6	2-4-6	1	1	0	2	0	9		
D3	• Iowa	22	1-2	0-0	0-0	3-4-7	2	0	2	0	1	2		
D9	• at Rutgers	9	0-0	0-0	0-0	0-0-0	1	0	0	0	0	0		
D12	• vs. North Carolina State	13	0-1	0-0	0-0	0-1-1	1	1	3	0	0	0		
D18	• vs. Butler	21	3-4	0-1	0-0	1-1-2	0	1	0	0	1	6		
D20	• Incarnate Word	23	1-8	0-3	0-2	4-3-7	1	0	1	1	0	2		
D29	Nicholls					-- DID NOT PLAY --								
J3	[23] Wisconsin	6	0-0	0-0	0-0	0-0-0	0	0	0	0	0	0		
J8	at Penn State	12	1-2	0-0	0-0	0-1-1	1	0	0	0	0	2		
J14	Nebraska	16	3-3	1-1	3-5	2-0-2	2	0	1	0	0	10		
J17	at [17] Illinois	3	0-1	0-0	0-0	1-1-2	0	0	0	0	0	0		
J20	at Indiana	11	1-2	0-0	0-0	1-2-3	1	1	0	0	0	2		
J23	Northwestern	12	2-2	1-1	2-2	2-1-3	1	0	1	0	0	7		
J27	at Iowa	14	2-2	0-0	0-1	1-3-4	2	2	0	0	0	4		
J30	[16] Ohio State	12	0-0	0-0	0-0	0-1-1	4	1	0	0	0	0		
F2	at Minnesota	14	2-2	0-0	0-0	1-2-3	1	0	0	0	1	4		
F5	Michigan	6	0-0	0-0	0-0	0-1-1	1	1	0	0	0	0		
F8	[13] Illinois	15	1-3	1-1	2-2	1-1-2	2	0	0	0	0	5		
F10	at Michigan	17	2-4	1-3	0-0	0-1-1	1	0	1	0	0	5		
F13	Maryland	3	0-0	0-0	0-0	0-0-0	0	0	0	0	0	0		
F16	at Northwestern	11	1-2	0-1	1-2	0-3-3	1	0	0	0	0	3		
F20	Rutgers	5	1-1	0-0	0-0	0-0-0	1	0	1	0	0	2		
F26	at Michigan State													
M1	at Wisconsin													
M5	Indiana													
M9-13	Big Ten Tournament													
#5 BRANDON NEWMAN														
Date	Opponent	Min.	FG	3FG	FT	O-D-T	PF	A	TO	B	S	Pts.		
N9	Bellarmine	19	3-10	3-9	5-6	0-1-1	2	3	0	1	0	14		
N12	Indiana State	20	2-8	2-5	2-2	0-1-1	2	0	0	0	0	8		
N16	Wright State	17	5-8	5-7	0-0	0-1-1	1	0	0	0	0	15		
N20	vs. [18] North Carolina	11	0-1	0-0	0-0	0-0-0	1	2	1	0	0	0		
N21	vs. [5] Villanova	12	1-4	1-4	0-0	0-3-3	0	0	0	0	0	3		
N26	Omaha	17	4-9	3-7	5-5	0-5-0	0	0	0	0	0	16		
N30	Florida State	17	5-9	2-6	1-1	0-6-6	2	2	2	0	0	13		
D3	Iowa	13	1-4	1-4	2-2	0-0-0	1	1	0	0	0	5		
D9	at Rutgers	13	1-6	1-5	0-0	1-1-2	1	1	3	0	2	3		
D12	vs. North Carolina State	8	0-4	0-4	0-0	0-0-0	0	0	0	0	0	0		
D18	vs. Butler	11	0-4	0-4	1-2	0-4-4	5	1	1	1	1	1		
D20	Incarnate Word	18	2-8	2-6	0-0	0-5-5	0	0	1	1	2	6		
D29	Nicholls	22	2-5	2-4	1-2	1-3-4	1	2	0	0	0	7		
J3	[23] Wisconsin	6	0-2	0-1	0-0	0-0-0	0	1	0	0	0	0		
J8	at Penn State					-- DID NOT PLAY --								
J14	Nebraska	14	2-4	2-4	0-0	0-4-4	2	0	1	0	2	6		
J17	at [17] Illinois	11	1-3	1-2	0-0	0-2-2	3	0	0	0	0	3		
J2														

INDIVIDUAL GAME-BY-GAME STATISTICS

#11 | ISAIAH THOMPSON

Date	Opponent	Min.	FG	3FG	FT	O-D-T	PF	A	TO	B	S	Pts.
N9	• Bellarmine	24	5-9	5-8	0-0	0-1-1	1	4	0	0	0	15
N12	• Indiana State	21	1-3	1-3	1-3	0-1-1	2	1	0	0	0	4
N16	• Wright State	21	0-3	0-2	0-0	0-0-0	0	3	0	0	0	0
N20	• vs. [18] North Carolina	16	1-2	1-2	0-0	0-0-0	2	2	0	0	0	3
N21	• vs. [5] Villanova	21	4-5	4-5	0-0	0-0-0	2	0	2	0	0	12
N26	• Omaha	19	2-3	1-1	1-1	0-3-3	1	1	1	0	0	6
N30	• Florida State	22	4-4	2-2	2-2	1-1-2	0	1	1	0	1	12
D3	• Iowa	16	0-0	0-0	5-6	1-0-1	0	1	1	0	0	5
D9	• at Rutgers	14	0-2	0-2	0-0	0-2-2	1	0	0	0	0	0
D12	• vs. North Carolina State	15	0-1	0-1	0-0	1-0-1	2	2	0	0	2	0
D18	• vs. Butler	20	2-6	2-4	0-0	0-0-0	1	2	2	0	0	6
D20	• Incarnate Word	20	2-6	2-5	2-2	2-0-2	1	0	0	0	0	8
D29	• Nicholls	21	5-7	3-5	2-2	0-2-2	2	1	0	0	0	15
J3	• [23] Wisconsin	20	0-2	0-2	0-0	1-2-3	1	2	1	0	0	0
J8	• at Penn State	25	1-4	1-4	0-0	1-0-1	0	0	0	0	0	3
J14	• Nebraska	21	0-6	0-6	0-0	0-2-2	1	2	2	0	1	0
J17	• at [17] Illinois	18	1-4	1-4	0-0	0-0-0	0	0	0	0	0	3
J20	• at Indiana	26	3-7	2-5	0-0	0-2-2	2	2	0	1	0	8
J23	• Northwestern	16	2-6	2-6	2-2	0-0-0	2	1	0	0	0	8
J27	• at Iowa	28	6-8	4-6	2-2	0-1-1	2	2	2	1	0	18
J30	• [16] Ohio State	18	0-3	0-1	0-0	0-1-1	0	0	0	0	0	0
F2	• at Minnesota	10	0-3	0-2	0-0	1-0-1	0	1	0	0	0	0
F5	• Michigan	16	1-2	0-0	0-0	0-0-0	0	1	0	0	0	2
F8	• [13] Illinois	11	1-1	1-1	0-0	0-0-0	1	0	0	0	0	3
F10	• at Michigan	18	0-0	0-0	0-0	0-1-1	2	2	0	0	0	0
F13	• Maryland	12	1-1	0-0	0-0	0-1-1	2	1	1	0	0	2
F16	• at Northwestern	21	2-4	2-3	1-3	0-1-1	1	2	0	0	0	7
F20	• Rutgers	9	1-1	1-1	0-0	0-1-1	1	1	0	0	0	3
F26	• at Michigan State											
M1	• at Wisconsin											
M5	• Indiana											
M9-13	• Big Ten Tournament											

#14 | JARED WULBRUN

Date	Opponent	Min.	FG	3FG	FT	O-D-T	PF	A	TO	B	S	Pts.
N9	Bellarmine	2	0-0	0-0	0-0	0-1-1	0	0	0	0	0	0
N12	Indiana State	2	0-0	0-0	0-0	0-0-0	0	0	0	0	0	0
N16	Wright State	2	0-1	0-1	2-2	0-0-0	0	0	0	0	0	2
N20	vs. [18] North Carolina					– DID NOT PLAY –						
N21	vs. [5] Villanova					– DID NOT PLAY –						
N26	• Omaha	3	0-1	0-0	0-0	0-0-0	0	0	0	0	0	0
N30	Florida State					– DID NOT PLAY –						
D3	• Iowa					– DID NOT PLAY –						
D9	• at Rutgers					– DID NOT PLAY –						
D12	• vs. North Carolina State					– DID NOT PLAY –						
D18	• vs. Butler	2	0-0	0-0	0-0	0-0-0	0	0	0	0	0	0
D20	• Incarnate Word	3	0-0	0-0	0-0	0-0-0	0	0	0	0	0	0
D29	• Nicholls	1	0-0	0-0	0-0	0-0-0	0	0	0	0	0	0
J3	• [23] Wisconsin					– DID NOT PLAY –						
J8	• at Penn State					– DID NOT PLAY –						
J14	• Nebraska	1	0-0	0-0	0-0	0-0-0	1	0	0	0	0	0
J17	• at [17] Illinois					– DID NOT PLAY –						
J20	• at Indiana					– DID NOT PLAY –						
J23	• Northwestern					– DID NOT PLAY –						
J27	• at Iowa					– DID NOT PLAY –						
J30	• [16] Ohio State					– DID NOT PLAY –						
F2	• at Minnesota					– DID NOT PLAY –						
F5	• Michigan					– DID NOT PLAY –						
F8	• [13] Illinois	1	0-0	0-0	0-0	0-0-0	0	0	0	0	0	0
F10	• at Michigan					– DID NOT PLAY –						
F13	• Maryland					– DID NOT PLAY –						
F16	• at Northwestern					– DID NOT PLAY –						
F20	• Rutgers					– DID NOT PLAY –						
F26	• at Michigan State											
M1	• at Wisconsin											
M5	• Indiana											
M9-13	• Big Ten Tournament											

#15 | ZACH EDEY

Date	Opponent	Min.	FG	3FG	FT	O-D-T	PF	A	TO	B	S	Pts.
N9	• Bellarmine	22	4-5	0-0	8-10	5-4-9	1	0	3	1	0	16
N12	• Indiana State	18	8-9	0-0	6-7	4-6-10	2	3	1	3	0	22
N16	• Wright State	18	8-12	0-0	2-3	5-7-12	2	1	3	2	2	18
N20	• vs. [18] North Carolina	18	4-7	0-0	1-2	0-3-3	3	2	4	0	0	9
N21	• vs. [5] Villanova	20	9-12	0-0	3-3	3-3-6	2	0	1	0	0	21
N26	• Omaha	16	6-7	0-0	8-8	0-6-6	0	1	1	3	1	20
N30	• Florida State	19	6-9	0-0	0-1	3-1-4	1	0	0	1	0	12
D3	• Iowa	16	2-4	0-0	2-3	2-5-7	3	0	3	1	1	6
D9	• at Rutgers	16	5-8	0-0	3-5	3-3-6	2	1	3	1	0	13
D12	• vs. North Carolina State	12	4-7	0-0	1-3	1-6-7	0	0	2	2	0	9
D18	• vs. Butler	20	6-8	0-0	2-2	2-9-11	1	0	1	2	0	14
D20	• Incarnate Word	15	6-7	0-0	1-4	6-3-9	3	4	2	1	0	13
D29	• Nicholls	16	7-8	0-0	7-9	2-3-5	2	4	0	2	1	21
J3	• [23] Wisconsin	20	10-17	0-0	4-8	5-5-10	3	2	4	0	0	24
J8	• at Penn State	10	3-4	0-0	0-0	1-5-6	4	1	2	0	0	6
J14	• Nebraska	20	9-12	0-0	4-9	4-5-9	2	0	0	2	0	22
J17	• at [17] Illinois	27	9-14	0-0	2-2	3-5-8	2	1	0	2	1	20
J20	• at Indiana	25	5-6	0-0	2-7	1-8-9	1	3	1	1	0	12
J23	• Northwestern	21	6-9	0-0	0-2	5-5-10	2	2	1	0	1	12
J27	• at Iowa	15	2-4	0-0	2-2	1-3-4	3	1	1	0	1	6
J30	• [16] Ohio State	21	7-9	0-0	6-11	3-0-3	3	0	2	1	0	20
F2	• at Minnesota	27	6-10	0-0	2-3	2-10-12	1	3	2	1	0	14
F5	• Michigan	17	5-12	0-0	3-4	6-3-9	3	1	2	0	0	13
F8	• [13] Illinois	21	6-10	0-0	1-3	1-5-6	3	1	2	3	0	13
F10	• at Michigan	17	4-6	0-0	2-3	2-4-6	3	0	2	0	0	10
F13	• Maryland	20	5-9	0-0	0-1	5-6-11	2	4	3	1	1	10
F16	• at Northwestern	24	6-8	0-0	2-2	3-5-8	1	4	4	1	0	14
F20	• Rutgers	19	5-6	0-0	5-6	2-5-7	2	3	0	2	0	15
F26	• at Michigan State											
M1	• at Wisconsin											
M5	• Indiana											
M9-13	• Big Ten Tournament											

#21 | MATT FROST

Date	Opponent	Min.	FG	3FG	FT	O-D-T	PF	A	TO	B	S	Pts.
N9	Bellarmine	2	0-0	0-0	0-0	0-0-0	0	0	0	0	0	0
N12	Indiana State	2	0-0	0-0	0-0	0-0-0	0	0	0	0	0	0
N16	Wright State	2	1-1	0-0	0-0	1-0-1	1	0	0	0	1	2
N20	vs. [18] North Carolina					– DID NOT PLAY –						
N21	vs. [5] Villanova					– DID NOT PLAY –						
N26	• Omaha	3	0-3	0-0	0-0	2-0-2	0	0	0	0	0	0
N30	Florida State					– DID NOT PLAY –						
D3	• Iowa					– DID NOT PLAY –						
D9	• at Rutgers					– DID NOT PLAY –						
D12	• vs. North Carolina State					– DID NOT PLAY –						
D18	• vs. Butler	2	0-0	0-0	0-0	0-0-0	0	0	0	0	0	0
D20	• Incarnate Word	3	0-0	0-0	2-2	0-0-0	0	0	0	0	0	2
D29	• Nicholls	1	0-1	0-0	0-0	0-0-0	1	0	0	0	0	0
J3	• [23] Wisconsin					– DID NOT PLAY –						
J8	• at Penn State					– DID NOT PLAY –						
J14	• Nebraska	1	0-0	0-0	0-0	0-0-0	0	0	1	0	0	0
J17	• at [17] Illinois					– DID NOT PLAY –						
J20	• at Indiana					– DID NOT PLAY –						
J23	• Northwestern					– DID NOT PLAY –						
J27	• at Iowa					– DID NOT PLAY –						
J30	• [16] Ohio State					– DID NOT PLAY –						
F2	• at Minnesota					– DID NOT PLAY –						
F5	• Michigan					– DID NOT PLAY –						
F8	• [13] Illinois					– DID NOT PLAY –						
F10	• at Michigan					– DID NOT PLAY –						
F13	• Maryland					– DID NOT PLAY –						
F16	• at Northwestern					– DID NOT PLAY –						
F20	• Rutgers					– DID NOT PLAY –						
F26	• at Michigan State											
M1	• at Wisconsin											
M5	• Indiana											
M9-13	• Big Ten Tournament											

GAME 29 // [5] PURDUE vs. MICHIGAN STATE // FEBRUARY 26, 2022

INDIVIDUAL GAME-BY-GAME STATISTICS														
#22 CHASE MARTIN														
Date	Opponent	Min.	FG	3FG	FT	O-D-T	PF	A	TO	B	S	Pts.		
N9	Bellarmine	2	0-0	0-0	0-0	0-0-0	1	0	0	0	0	0		
N12	Indiana State	2	0-0	0-0	0-2	0-0-0	0	0	0	0	1	0		
N16	Wright State	2	0-0	0-0	0-0	0-0-0	1	0	1	0	0	0		
N20	vs. [18] North Carolina					-- DID NOT PLAY --								
N21	vs. [5] Villanova					-- DID NOT PLAY --								
N26	Omaha	3	1-1	0-0	0-1	0-1-1	0	1	1	0	0	2		
N30	Florida State					-- DID NOT PLAY --								
D3	Iowa					-- DID NOT PLAY --								
D9	at Rutgers					-- DID NOT PLAY --								
D12	vs. North Carolina State					-- DID NOT PLAY --								
D18	vs. Butler	2	0-3	0-0	0-0	0-0-0	1	0	0	0	0	0		
D20	Incarnate Word	2	0-0	0-0	0-0	0-0-0	0	0	0	0	0	0		
D29	Nicholls	1	0-1	0-0	0-0	0-0-0	0	0	0	0	0	0		
J3	[23] Wisconsin					-- DID NOT PLAY --								
J8	at Penn State					-- DID NOT PLAY --								
J14	Nebraska	1	0-0	0-0	0-0	0-1-1	0	0	0	0	0	0		
J17	at [17] Illinois					-- DID NOT PLAY --								
J20	at Indiana					-- DID NOT PLAY --								
J23	Northwestern					-- DID NOT PLAY --								
J27	at Iowa					-- DID NOT PLAY --								
J30	[16] Ohio State					-- DID NOT PLAY --								
F2	at Minnesota					-- DID NOT PLAY --								
F5	Michigan					-- DID NOT PLAY --								
F8	[13] Illinois					-- DID NOT PLAY --								
F10	at Michigan					-- DID NOT PLAY --								
F13	Maryland					-- DID NOT PLAY --								
F16	at Northwestern					-- DID NOT PLAY --								
F20	Rutgers					-- DID NOT PLAY --								
F26	at Michigan State													
M1	at Wisconsin													
M5	Indiana													
M9-13	Big Ten Tournament													
#25 ETHAN MORTON														
Date	Opponent	Min.	FG	3FG	FT	O-D-T	PF	A	TO	B	S	Pts.		
N9	Bellarmine	18	2-3	0-0	1-1	1-3-4	1	3	0	0	4	5		
N12	Indiana State	16	1-2	0-0	0-0	0-1-1	2	1	1	0	2	2		
N16	Wright State	19	1-3	1-2	0-0	0-3-3	2	2	0	2	1	3		
N20	vs. [18] North Carolina	16	1-4	0-1	0-0	0-2-2	2	0	0	0	0	2		
N21	vs. [5] Villanova	8	0-0	0-0	0-0	0-1-1	1	0	0	0	0	0		
N26	Omaha	17	1-2	1-1	0-0	0-3-3	0	4	0	0	0	3		
N30	Florida State	12	0-1	0-1	0-0	0-0-0	0	4	2	0	1	0		
D3	Iowa	9	1-2	1-1	0-0	0-0-0	0	2	0	0	0	3		
D9	at Rutgers	24	0-2	0-1	1-2	2-1-3	1	1	0	0	0	1		
D12	vs. North Carolina State	24	2-2	0-0	2-2	0-1-1	1	2	0	0	0	6		
D18	vs. Butler	19	1-1	1-1	1-2	0-1-1	0	3	1	0	1	4		
D20	Incarnate Word	19	1-1	1-1	0-0	0-0-0	1	2	2	0	0	3		
D29	Nicholls	22	3-5	1-1	1-1	0-2-2	2	7	0	0	0	7		
J3	[23] Wisconsin	20	1-2	0-1	0-0	0-6-6	4	4	0	0	2	3		
J8	at Penn State	17	0-3	0-2	3-4	0-0-0	0	1	0	0	2	3		
J14	Nebraska	14	0-1	0-1	0-0	0-0-0	0	2	0	2	0	0		
J17	at [17] Illinois	9	0-0	0-0	0-0	1-0-1	1	0	1	0	0	0		
J20	at Indiana	7	0-1	0-1	0-0	0-0-0	1	1	1	0	0	0		
J23	Northwestern	28	1-2	0-1	0-0	0-2-2	0	2	1	0	1	2		
J27	at Iowa	16	2-3	1-1	2-2	0-0-0	0	0	1	0	1	7		
J30	[16] Ohio State	10	1-1	1-1	0-0	0-0-0	0	0	0	0	0	3		
F2	at Minnesota	12	1-1	1-1	0-0	0-0-0	2	1	1	1	0	3		
F5	Michigan	8	0-1	0-1	0-0	0-0-0	0	0	0	0	0	0		
F8	[13] Illinois	8	2-2	1-1	0-1	0-1-1	1	0	0	0	0	5		
F10	at Michigan	20	2-3	1-2	0-0	0-1-1	0	0	0	0	0	5		
F13	Maryland	13	0-1	0-1	0-0	0-2-2	0	1	1	0	0	0		
F16	at Northwestern	11	2-2	1-1	0-0	0-2-2	0	1	1	0	1	5		
F20	Rutgers	10	0-1	0-1	0-0	0-1-1	0	0	0	0	1	0		
F26	at Michigan State													
M1	at Wisconsin													
M5	Indiana													
M9-13	Big Ten Tournament													
#34 CARSON BARRETT														
Date	Opponent	Min.	FG	3FG	FT	O-D-T	PF	A	TO	B	S	Pts.		
N9	Bellarmine	2	0-0	0-0	0-0	0-0-0	0	0	1	0	0	0		
N12	Indiana State	2	0-1	0-0	0-0	1-0-1	0	0	0	0	0	0		
N16	Wright State	2	0-1	0-1	0-0	0-0-0	0	0	2	0	0	0		
N20	vs. [18] North Carolina					-- DID NOT PLAY --								
N21	vs. [5] Villanova					-- DID NOT PLAY --								
N26	Omaha	3	1-1	0-0	0-1	0-0-0	1	0	0	0	0	2		
N30	Florida State					-- DID NOT PLAY --								
D3	Iowa					-- DID NOT PLAY --								
D9	at Rutgers					-- DID NOT PLAY --								
D12	vs. North Carolina State					-- DID NOT PLAY --								
D18	vs. Butler	2	0-1	0-0	0-0	1-1-2	0	0	0	0	0	0		
D20	Incarnate Word	3	0-1	0-1	0-0	0-1-1	0	0	0	0	0	0		
D29	Nicholls	1	0-0	0-0	0-0	0-0-0	1	0	0	0	0	0		
J3	[23] Wisconsin					-- DID NOT PLAY --								
J8	at Penn State					-- DID NOT PLAY --								
J14	Nebraska	1	1-1	0-0	0-0	0-1-1	0	1	1	0	0	2		
J17	at [17] Illinois					-- DID NOT PLAY --								
J20	at Indiana					-- DID NOT PLAY --								
J23	Northwestern					-- DID NOT PLAY --								
J27	at Iowa					-- DID NOT PLAY --								
J30	[16] Ohio State					-- DID NOT PLAY --								
F2	at Minnesota					-- DID NOT PLAY --								
F5	Michigan					-- DID NOT PLAY --								
F8	[13] Illinois					-- DID NOT PLAY --								
F10	at Michigan					-- DID NOT PLAY --								
F13	Maryland					-- DID NOT PLAY --								
F16	at Northwestern					-- DID NOT PLAY --								
F20	Rutgers					-- DID NOT PLAY --								
F26	at Michigan State													
M1	at Wisconsin													
M5	Indiana													
M9-13	Big Ten Tournament													

INDIVIDUAL GAME-BY-GAME STATISTICS

#50 | TREVION WILLIAMS

Date	Opponent	Min.	FG	3FG	FT	O-D-T	PF	A	TO	B	S	Pts.
N9	Bellarmine	15	1-1	0-0	2-2	4-3-7	2	3	2	1	0	4
N12	Indiana State	20	3-6	1-1	4-6	2-6-8	2	3	3	4	1	11
N16	Wright State	20	8-11	0-1	4-7	7-6-13	3	3	4	0	2	20
N20	vs. [18] North Carolina	13	8-10	0-0	4-7	1-3-4	4	1	2	0	1	20
N21	vs. [5] Villanova	20	4-8	0-0	1-2	2-2-4	4	2	2	0	3	9
N26	Omaha	21	7-11	0-1	0-0	1-9-10	0	2	3	0	1	14
N30	Florida State	21	4-7	0-0	0-0	2-4-6	0	3	3	0	1	8
D3	Iowa	24	4-12	1-1	4-8	1-17-18	2	3	2	0	1	13
D9	at Rutgers	23	9-17	0-1	3-3	6-5-11	3	1	1	0	1	21
D12	vs. North Carolina State	33	10-14	0-0	2-5	4-8-12	1	9	3	4	2	22
D18	vs. Butler	18	5-6	0-1	0-0	3-3-6	4	2	1	1	0	10
D20	Incarnate Word	17	5-7	0-0	2-4	4-4-8	1	1	1	0	1	12
D29	Nicholls	22	4-8	0-0	1-2	3-8-11	1	8	0	1	1	9
J3	[23] Wisconsin	20	3-8	1-1	2-4	3-2-5	3	2	0	0	0	9
J8	at Penn State	21	9-12	0-0	3-4	6-3-9	4	2	2	1	0	21
J14	Nebraska	19	5-8	0-0	0-0	2-3-5	1	3	1	0	1	10
J17	at [17] Illinois	23	6-18	0-1	2-2	2-5-7	2	5	4	0	0	14
J20	at Indiana	15	1-4	0-0	0-2	0-6-6	2	2	4	0	0	2
J23	Northwestern	19	5-11	0-0	2-3	1-9-10	2	1	2	0	0	12
J27	at Iowa	24	6-11	0-0	0-2	3-7-10	3	5	3	1	2	12
J30	[16] Ohio State	19	4-8	0-0	1-5	2-6-8	1	3	1	2	2	9
F2	at Minnesota	13	2-5	0-0	1-2	1-2-3	4	4	1	1	0	5
F5	Michigan	23	7-8	1-1	4-5	2-6-8	0	2	0	1	4	19
F8	[13] Illinois	15	2-7	0-1	6-8	2-3-5	4	3	2	1	2	10
F10	at Michigan	21	5-10	0-0	2-3	0-2-2	0	2	1	0	0	12
F13	Maryland	20	6-9	0-0	0-0	0-4-4	1	4	1	0	2	12
F16	at Northwestern	16	2-7	0-0	0-0	1-5-6	3	5	3	1	0	4
F20	Rutgers	21	5-8	1-1	0-1	1-3-4	2	4	2	0	0	11
F26	at Michigan State											
M1	at Wisconsin											
M5	Indiana											
M9-13	Big Ten Tournament											

PURDUE TEAM GAME-BY-GAME

Date	Opponent	Min.	FG	3FG	FT	O-D-T	PF	A	TO	B	S	Pts.
N9	Bellarmine	200	28-56	16-36	24-29	15-27-42	13	21	13	3	7	96
N12	Indiana State	200	31-58	8-20	22-32	12-30-42	14	19	12	8	6	92
N16	Wright State	200	35-67	11-28	15-21	19-37-56	15	18	17	4	9	96
N20	vs. [18] North Carolina	200	34-61	10-23	15-22	4-27-31	16	21	9	2	6	93
N21	vs. [5] Villanova	200	29-55	10-23	12-14	12-26-38	18	17	11	1	4	80
N26	Omaha	200	34-59	9-17	20-24	14-39-53	6	19	12	6	4	97
N30	Florida State	200	35-59	12-25	11-14	10-26-36	8	23	13	5	5	93
D3	Iowa	200	21-50	8-19	27-37	8-34-42	18	14	17	2	5	77
D9	at Rutgers	200	25-61	7-26	11-16	16-19-35	17	10	11	2	8	68
D12	vs. North Carolina State	225	30-60	5-21	17-25	11-32-43	16	18	14	9	6	82
D18	vs. Butler	200	27-51	11-22	12-14	11-31-42	15	17	10	5	4	77
D20	Incarnate Word	200	30-66	11-32	8-15	19-27-46	14	18	11	3	6	79
D29	Nicholls	200	35-61	14-29	20-27	9-27-36	13	30	8	6	3	104
J3	[23] Wisconsin	200	23-56	8-20	15-24	13-27-40	17	19	12	6	2	69
J8	at Penn State	200	28-58	9-24	9-13	10-20-30	14	14	8	2	6	74
J14	Nebraska	200	32-65	9-29	19-27	14-27-41	16	19	10	5	7	92
J17	at [17] Illinois	250	31-68	8-18	26-32	10-36-46	15	13	12	3	3	96
J20	at Indiana	200	25-54	8-23	7-17	8-31-39	18	12	12	2	0	65
J23	Northwestern	200	29-56	12-29	10-13	10-23-33	13	19	9	0	5	80
J27	at Iowa	200	30-49	13-22	10-22	9-27-36	17	21	15	2	7	83
J30	[16] Ohio State	200	29-60	8-17	15-26	15-23-38	12	17	10	4	4	81
F2	at Minnesota	200	35-63	12-24	6-8	9-30-39	15	23	9	5	2	88
F5	Michigan	200	30-58	5-18	17-21	11-21-32	10	17	7	3	7	82
F8	[13] Illinois	200	31-61	9-22	13-18	11-24-35	16	16	9	5	5	84
F10	at Michigan	200	22-50	4-18	10-14	7-18-25	11	5	14	3	2	58
F13	Maryland	200	23-52	8-20	8-12	7-26-33	14	16	4	7	6	62
F16	at Northwestern	200	24-53	8-21	14-21	7-32-39	16	18	14	3	3	70
F20	Rutgers											
F26	at Michigan State											
M1	at Wisconsin											
M5	Indiana											
M9-13	Big Ten Tournament											

#55 | SASHA STEFANOVIC

Date	Opponent	Min.	FG	3FG	FT	O-D-T	PF	A	TO	B	S	Pts.
N9	• Bellarmine	24	6-8	5-6	6-7	0-2-2	2	3	0	0	0	23
N12	• Indiana State	27	2-7	2-5	0-0	0-1-1	1	4	2	0	0	6
N16	• Wright State	25	4-8	4-8	0-0	0-4-4	1	0	1	0	0	12
N20	• vs. [18] North Carolina	35	7-13	5-11	4-4	0-2-2	1	8	1	0	0	23
N21	• vs. [5] Villanova	33	3-10	2-7	2-2	0-3-3	1	6	2	0	1	10
N26	• Omaha	20	1-4	1-3	2-3	0-4-4	1	5	3	0	0	5
N30	• Florida State	22	3-8	3-7	2-2	0-1-1	2	8	1	0	0	11
D3	• Iowa	29	2-6	1-3	3-3	0-1-1	3	2	1	0	0	8
D9	• at Rutgers	29	3-10	2-7	1-2	0-2-2	3	2	1	0	0	9
D12	• vs. North Carolina State	29	3-7	2-6	4-4	0-2-2	3	2	2	0	0	12
D18	• vs. Butler	22	2-3	2-3	2-2	0-4-4	1	3	0	0	0	8
D20	• Incarnate Word	20	3-6	2-5	0-0	0-1-1	1	4	0	0	2	8
D29	• Nicholls	25	5-11	4-9	0-0	1-1-2	0	4	3	0	1	14
J3	• [23] Wisconsin	37	2-8	1-5	3-4	0-2-2	2	3	1	0	0	8
J8	• at Penn State	39	5-12	3-8	0-0	0-3-3	2	6	1	0	0	13
J14	• Nebraska	27	1-7	1-7	6-6	2-1-3	2	3	2	1	0	9
J17	• at [17] Illinois	41	6-11	5-8	5-9	0-8-8	1	2	2	0	0	22
J20	• at Indiana	34	3-10	1-7	0-0	0-3-3	2	0	0	0	0	7
J23	• Northwestern	38	6-10	6-10	6-10	0-2-2	2	3	1	0	1	22
J27	• at Iowa	36	5-10	4-9	0-0	0-5-5	2	4	3	0	1	14
J30	• [16] Ohio State	31	3-7	2-5	3-3	0-3-3	1	4	1	0	0	11
F2	• at Minnesota	38	6-9	3-6	0-0	0-2-2	0	7	0	1	0	15
F5	• Michigan	31	4-6	1-3	0-0	0-1-1	0	2	0	1	0	9
F8	• [13] Illinois	36	3-10	1-6	0-0	0-1-1	1	4	0	0	1	7
F10	• at Michigan	27	1-6	1-5	0-0	2-0-2	1	1	3	2	1	3
F13	• Maryland	38	5-13	5-9	2-2	0-4-4	1	1	2	0	2	17
F16	• at Northwestern	34	2-7	1-5	2-2	0-1-1	3	2	2	1	0	7
F20	• Rutgers	31	3-7	3-7	2-2	0-1-1	3	3	1	0	1	11
F26	at Michigan State											
M1	at Wisconsin											
M5	Indiana											
M9-13	Big Ten Tournament											

OPPONENT GAME-BY-GAME

Date	Opponent	Min.	FG	3FG	FT	O-D-T	PF	A	TO	B	S	Pts.
N9	Bellarmine	200	24-59	12-35	7-8	7-15-22	20	15	10	1	5	67
N12	Indiana State	200	25-64	6-26	11-14	10-21-31	25	14	12	0	4	67
N16	Wright State	200	18-59	5-26	11-14	6-17-23	17	8	15	0	6	52
N20	vs. [18] North Carolina	200	31-69	12-29	10-12	12-25-37	20	13	14	5	3	84
N21	vs. [5] Villanova	200	26-58	13-34	9-17	10-16-26	15	15	4	2	4	74
N26	Omaha	200	17-63	5-28	1-2	8-14-22	14	8	9	2	6	40
N30	Florida State	200	26-63	8-24	5-6	11-14-25	17	12	13	1	7	65
D3	Iowa	200	25-62	5-21	15-22	6-24-30	29	12	9	0	6	70
D9	at Rutgers	200	25-48	7-14	13-18	5-22-27	19	18	15	2	7	70
D12	vs. North Carolina State	225	26-62	8-21	12-15	7-23-30	24	10	13	3	7	72
D18	vs. Butler	200	19-59	4-28	6-14	13-14-27	15	10	7	2	5	48
D20	Incarnate Word	200	22-54	12-27	3-5	5-18-23	17	14	11	2	5	59
D29	Nicholls	200	35-73	16-35	4-9	14-18-32	27	18	10	4	4	90
J3	[23] Wisconsin	200	27-60	6-24	14-19	9-25-34	22	13	7	2	5	74
J8	at Penn State	200	26-55	8-22	7-11	9-21-30	13	14	11	4	6	67
J14	Nebraska	200	26-57	8-19	5-13	8-23-31	21	14	17	1	6	65
J17	at [17] Illinois	250	32-77	12-33	12-15	8-31-39	23	15	8	2	5	88
J20	at Indiana	200	24-56	6-20	14-24	4-26-30	16	6	3	4	9	68
J23	Northwestern	200	22-50	9-26	7-9	5-16-21	16	12	10	2	5	60
J27	at Iowa	200	24-64	8-27	17-18	14-17-31	20	10	9	2	8	73
J30	[16] Ohio State	200	29-63	9-29	11-14	12-20-32	22	15	6	4	6	78
F2	at Minnesota	200	27-58	11-22	8-12	4-19-23	15	16	5	3	4	73
F5	Michigan	200	29-52	8-18	10-12	3-19-22	17	17	11	3	3	76
F8	[13] Illinois	200	24-58	8-26	12-15	10-22-32	20	13	9	2	4	68
F10	at Michigan	200	32-62	12-21	6-7	12-23-35	14	21	7	2	6	82
F13	Maryland	200	24-55	5-18	8-10	7-23-30	19	11	14	3	8	61
F16	at Northwestern	200	21-60	8-28	14-16	8-26-34	17	15	10	4	6	64
F20	Rutgers											
F26	at Michigan State											
M1	at Wisconsin											
M5	Indiana											
M9-13	Big Ten Tournament											

INDIVIDUAL CAREER STATISTICS

BARRETT, Carson

				Field Goals		3-Point		F-Throws		Rebounds									Scoring	
SEASON	TEAM	GP-GS	MIN/AVG	FG-FGA	FG%	3FG-3FGA	3FG%	FT-FTA	FT%	OFF	DEF	TOT	AVG	PF-FO	A	TO	BLK	STL	PTS	AVG
2020-21	Purdue	1-0	2/1.8	0-0	.000	0-0	.000	1-2	.500	0	1	1	1.0	0-0	0	0	0	0	1	1.0
2021-22	Purdue	8-0	19/2.3	2-6	.333	0-2	.000	0-1	.000	2	3	5	0.6	2-0	1	4	0	0	4	0.5
TOTAL		9-0	20/2.3	2-6	.333	0-2	.000	1-3	.333	2	4	6	0.7	2-0	1	4	0	0	5	0.6

EDEY, Zach

				Field Goals		3-Point		F-Throws		Rebounds									Scoring	
SEASON	TEAM	GP-GS	MIN/AVG	FG-FGA	FG%	3FG-3FGA	3FG%	FT-FTA	FT%	OFF	DEF	TOT	AVG	PF-FO	A	TO	BLK	STL	PTS	AVG
2020-21	Purdue	28-2	408/14.6	89-149	.597	0-0	.000	65-91	.714	48	76	124	4.4	64-1	10	38	30	4	243	8.7
2021-22	Purdue	28-24	531/19.0	163-239	.682	0-0	.000	79-123	.642	80	133	213	7.6	57-0	42	50	33	9	405	14.5
TOTAL		56-26	939/16.8	252-388	.649	0-0	.000	144-214	.673	128	209	337	6.0	121-1	52	88	63	13	648	11.6

FROST, Matt

				Field Goals		3-Point		F-Throws		Rebounds									Scoring	
SEASON	TEAM	GP-GS	MIN/AVG	FG-FGA	FG%	3FG-3FGA	3FG%	FT-FTA	FT%	OFF	DEF	TOT	AVG	PF-FO	A	TO	BLK	STL	PTS	AVG
2019-20	Purdue	9-0	17/1.9	1-2	.500	0-1	.000	0-0	.000	0	1	1	0.1	1-0	0	0	0	0	2	0.2
2020-21	Purdue	2-0	5/2.6	2-2	1.000	1-1	1.000	0-0	.000	0	0	0	0.0	0-0	1	0	0	0	5	2.5
2021-22	Purdue	8-0	17/2.1	1-5	.200	0-0	.000	2-2	1.000	3	0	3	0.4	2-0	0	1	0	1	4	0.5
TOTAL		19-0	39/2.0	4-9	.444	1-2	.500	2-2	1.000	3	1	4	0.2	3-0	1	1	0	1	11	0.6

FURST, Caleb

				Field Goals		3-Point		F-Throws		Rebounds									Scoring	
SEASON	TEAM	GP-GS	MIN/AVG	FG-FGA	FG%	3FG-3FGA	3FG%	FT-FTA	FT%	OFF	DEF	TOT	AVG	PF-FO	A	TO	BLK	STL	PTS	AVG
2021-22	Purdue	27-12	418/15.5	43-74	.581	9-22	.409	23-34	.676	34	61	95	3.5	30-0	13	17	8	4	118	4.4
TOTAL		27-12	418/15.5	43-74	.581	9-22	.409	23-34	.676	34	61	95	3.5	30-0	13	17	8	4	118	4.4

GILLIS, Mason

				Field Goals		3-Point		F-Throws		Rebounds									Scoring	
SEASON	TEAM	GP-GS	MIN/AVG	FG-FGA	FG%	3FG-3FGA	3FG%	FT-FTA	FT%	OFF	DEF	TOT	AVG	PF-FO	A	TO	BLK	STL	PTS	AVG
2020-21	Purdue	28-23	622/22.2	46-99	.465	19-54	.352	35-43	.814	44	70	114	4.1	64-2	37	31	2	12	146	5.2
2021-22	Purdue	24-16	557/23.2	55-104	.529	32-68	.471	24-28	.857	32	74	106	4.4	44-0	21	18	7	7	166	6.9
TOTAL		52-39	1179/22.7	101-203	.498	51-122	.418	59-71	.831	76	144	220	4.2	108-2	58	49	9	19	312	6.0

HUNTER JR., Eric

				Field Goals		3-Point		F-Throws		Rebounds									Scoring	
SEASON	TEAM	GP-GS	MIN/AVG	FG-FGA	FG%	3FG-3FGA	3FG%	FT-FTA	FT%	OFF	DEF	TOT	AVG	PF-FO	A	TO	BLK	STL	PTS	AVG
2018-19	Purdue	36-1	450/12.5	27-89	.303	10-46	.217	15-21	.714	16	34	50	1.4	37-0	39	21	3	13	79	2.2
2019-20	Purdue	31-30	974/31.4	117-282	.415	43-121	.355	51-67	.761	38	63	101	3.3	77-2	82	61	4	32	328	10.6
2020-21	Purdue	24-23	732/30.5	72-194	.371	22-81	.272	38-47	.809	13	40	53	2.2	48-0	67	41	5	26	204	8.5
2021-22	Purdue	28-10	672/24.0	56-117	.479	22-50	.440	22-33	.667	14	35	49	1.8	36-0	52	31	1	18	156	5.6
TOTAL		119-64	2828/23.8	272-682	.399	97-298	.326	126-168	.750	81	172	253	2.1	198-2	240	154	13	89	767	6.4

IVEY, Jaden

				Field Goals		3-Point		F-Throws		Rebounds									Scoring	
SEASON	TEAM	GP-GS	MIN/AVG	FG-FGA	FG%	3FG-3FGA	3FG%	FT-FTA	FT%	OFF	DEF	TOT	AVG	PF-FO	A	TO	BLK	STL	PTS	AVG
2020-21	Purdue	23-12	557/24.2	89-223	.399	25-97	.258	53-73	.726	19	57	76	3.3	39-0	43	31	16	17	256	11.1
2021-22	Purdue	27-25	819/30.3	152-328	.463	48-130	.369	116-155	.748	19	112	131	4.9	49-0	84	63	15	27	468	17.3
TOTAL		50-37	1376/27.5	241-551	.437	73-227	.322	169-228	.741	38	169	207	4.1	88-0	127	94	31	44	724	14.5

INDIVIDUAL CAREER STATISTICS

MARTIN, Chase

				Field Goals		3-Point		F-Throws		Rebounds									Scoring	
SEASON	TEAM	GP-GS	MIN/AVG	FG-FGA	FG%	3FG-3FGA	3FG%	FT-FTA	FT%	OFF	DEF	TOT	AVG	PF-FO	A	TO	BLK	STL	PTS	AVG
2020-21	Purdue	2-0	5/2.6	0-1	.000	0-1	.000	0-0	.000	0	1	1	0.5	0-0	0	0	0	1	0	0.0
2021-22	Purdue	8-0	17/2.1	1-5	.200	0-0	.000	0-3	.000	0	2	2	0.3	3-0	1	2	0	1	2	0.3
TOTAL		10-0	22/2.2	1-6	.167	0-1	.000	0-3	.000	0	3	3	0.3	3-0	1	2	0	2	2	0.2

MORTON, Ethan

				Field Goals		3-Point		F-Throws		Rebounds									Scoring	
SEASON	TEAM	GP-GS	MIN/AVG	FG-FGA	FG%	3FG-3FGA	3FG%	FT-FTA	FT%	OFF	DEF	TOT	AVG	PF-FO	A	TO	BLK	STL	PTS	AVG
2020-21	Purdue	23-0	201/8.8	5-20	.250	4-14	.286	0-0	.000	2	16	18	0.8	10-0	20	14	1	2	14	0.6
2021-22	Purdue	28-0	425/15.2	26-52	.500	12-26	.462	11-15	.733	4	33	37	1.3	22-0	44	13	5	17	75	2.7
TOTAL		51-0	626/12.3	31-72	.431	16-40	.400	11-15	.733	6	49	55	1.1	32-0	64	27	6	19	89	1.7

NEWMAN, Brandon

				Field Goals		3-Point		F-Throws		Rebounds									Scoring	
SEASON	TEAM	GP-GS	MIN/AVG	FG-FGA	FG%	3FG-3FGA	3FG%	FT-FTA	FT%	OFF	DEF	TOT	AVG	PF-FO	A	TO	BLK	STL	PTS	AVG
2020-21	Purdue	28-23	663/23.7	78-196	.398	39-103	.379	30-32	.938	11	87	98	3.5	53-1	37	44	11	21	225	8.0
2021-22	Purdue	20-1	251/12.6	29-95	.305	25-77	.325	17-20	.850	3	38	41	2.1	26-1	14	12	3	7	100	5.0
TOTAL		48-24	914/19.0	107-291	.368	64-180	.356	47-52	.904	14	125	139	2.9	79-2	51	56	14	28	325	6.8

STEFANOVIC, Sasha

				Field Goals		3-Point		F-Throws		Rebounds									Scoring	
SEASON	TEAM	GP-GS	MIN/AVG	FG-FGA	FG%	3FG-3FGA	3FG%	FT-FTA	FT%	OFF	DEF	TOT	AVG	PF-FO	A	TO	BLK	STL	PTS	AVG
2018-19	Purdue	36-0	419/11.6	30-77	.390	25-61	.410	5-14	.357	3	37	40	1.1	43-0	16	25	4	20	90	2.5
2019-20	Purdue	30-22	792/26.4	85-221	.385	64-167	.383	40-49	.816	5	68	73	2.4	62-2	51	41	9	30	274	9.1
2020-21	Purdue	25-21	733/29.3	67-161	.416	50-125	.400	48-57	.842	2	64	66	2.6	44-1	64	27	4	18	232	9.3
2021-22	Purdue	28-28	856/30.6	99-234	.423	73-180	.406	53-61	.869	5	65	70	2.5	43-0	96	36	6	12	324	11.6
TOTAL		119-71	2801/23.5	281-693	.405	212-533	.398	146-181	.807	15	234	249	2.1	192-3	227	129	23	80	920	7.7

THOMPSON, Isaiah

				Field Goals		3-Point		F-Throws		Rebounds									Scoring	
SEASON	TEAM	GP-GS	MIN/AVG	FG-FGA	FG%	3FG-3FGA	3FG%	FT-FTA	FT%	OFF	DEF	TOT	AVG	PF-FO	A	TO	BLK	STL	PTS	AVG
2019-20	Purdue	31-0	581/18.7	58-164	.354	36-100	.360	21-31	.677	5	28	33	1.1	43-0	21	24	1	13	173	5.6
2020-21	Purdue	28-5	499/17.8	35-85	.412	23-58	.397	24-32	.750	11	27	38	1.4	34-0	27	14	0	5	117	4.2
2021-22	Purdue	28-20	520/18.6	45-103	.437	35-81	.432	18-23	.783	8	22	30	1.1	30-0	35	13	2	4	143	5.1
TOTAL		87-25	1600/18.4	138-352	.392	94-239	.393	63-86	.733	24	77	101	1.2	107-0	83	51	3	22	433	5.0

WILLIAMS, Trevion

				Field Goals		3-Point		F-Throws		Rebounds									Scoring	
SEASON	TEAM	GP-GS	MIN/AVG	FG-FGA	FG%	3FG-3FGA	3FG%	FT-FTA	FT%	OFF	DEF	TOT	AVG	PF-FO	A	TO	BLK	STL	PTS	AVG
2018-19	Purdue	34-8	350/10.3	78-144	.542	1-3	.333	19-37	.514	61	76	137	4.0	65-1	18	19	15	12	176	5.2
2019-20	Purdue	31-22	665/21.4	154-299	.515	3-9	.333	45-94	.479	104	133	237	7.6	72-2	45	51	13	20	356	11.5
2020-21	Purdue	28-26	704/25.1	191-364	.525	0-3	.000	53-106	.500	104	152	256	9.1	82-2	63	66	16	19	435	15.5
2021-22	Purdue	28-4	556/19.8	140-252	.556	5-11	.455	50-87	.575	66	144	210	7.5	59-0	88	54	19	28	335	12.0
TOTAL		121-60	2274/18.8	563-1059	.532	9-26	.346	167-324	.515	335	505	840	6.9	278-5	214	190	63	79	1302	10.8

WULBRUN, Jared

				Field Goals		3-Point		F-Throws		Rebounds									Scoring	
SEASON	TEAM	GP-GS	MIN/AVG	FG-FGA	FG%	3FG-3FGA	3FG%	FT-FTA	FT%	OFF	DEF	TOT	AVG	PF-FO	A	TO	BLK	STL	PTS	AVG
2018-19	CLU	25-23	682/27.3	50-132	.379	43-120	.358	21-26	.808	1	38	39	1.6	39-0	40	33	0	10	164	6.6
2019-20	Purdue	9-0	17/1.9	1-2	.500	1-2	.500	0-0	.000	0	0	0	0.0	0-0	2	2	0	0	3	0.3
2020-21	Purdue	2-0	5/2.6	1-2	.500	1-2	.500	0-0	.000	0	0	0	0.0	0-0	1	0	0	0	3	1.5
2021-22	Purdue	9-0	18/2.0	0-2	.000	0-1	.000	2-2	1.000	0	1	1	0.1	1-0	0	0	0	0	2	0.2
TOTAL FOR Purdue		20-0	40/2.0	2-6	.333	2-5	.400	2-2	1.000	0	1	1	0.1	1-0	3	2	0	0	8	0.4
TOTAL		45-23	722/16.0	52-138	.377	45-125	.360	23-28	.821	1	39	40	0.9	40-0	43	35	0	10	172	3.8

GAME 29 // [5] PURDUE vs. MICHIGAN STATE // FEBRUARY 26, 2022

SEASON / CAREER HIGHS			
#0 MASON GILLIS			
Points			
S:	14 vs. Penn State (1-8-22)		
C:	14 vs. Penn State (1-8-22)		
Rebounds			
S:	11 vs. [16] Ohio State (1-30-22)		
C:	11 vs. [16] Ohio State (1-30-22)		
Assists			
S:	4 vs. Northwestern (1-23-22)		
C:	4 vs. Northwestern (1-23-22)		
Steals			
S:	2 vs. Nebraska (1-14-22)		
C:	2, Four Times		
Blocked Shots			
S:	2, Two Times		
C:	2, Two Times		
Field Goals Made			
S:	5 vs. Indiana (1-20-22)		
C:	5 vs. Indiana (1-20-22)		
Field Goal Attempts			
S:	9 vs. Incarnate Word (12-20-21)		
C:	10 vs. Miami (12-8-20)		
Three-Pointers Made			
S:	3, Four Times		
C:	3, Five Times		
Three-Point Attempts			
S:	5 vs. Incarnate Word (12-20-21)		
C:	6 vs. Penn State (1-17-21)		
Free Throws Made			
S:	6 vs. Iowa (12-3-21)		
C:	8 vs. Michigan State (2-16-21)		
Free Throw Attempts			
S:	6 vs. Iowa (12-3-21)		
C:	8 vs. Michigan State (2-16-21)		
Minutes			
S:	43 vs. [17] Illinois (1-17-22)		
C:	43 vs. [17] Illinois (1-17-22)		
#4 TREY KAUFMAN-RENN			
Points			
S:	0		
C:	0		
Rebounds			
S:	0		
C:	0		
Assists			
S:	0		
C:	0		
Steals			
S:	0		
C:	0		
Blocked Shots			
S:	0		
C:	0		
Field Goals Made			
S:	0		
C:	0		
Field Goal Attempts			
S:	0		
C:	0		
Three-Pointers Made			
S:	0		
C:	0		
Three-Point Attempts			
S:	0		
C:	0		
Free Throws Made			
S:	0		
C:	0		
Free Throw Attempts			
S:	0		
C:	0		
Minutes			
S:	0		
C:	0		
#1 BRIAN WADDELL			
Points			
S:	0		
C:	0		
Rebounds			
S:	0		
C:	0		
Assists			
S:	0		
C:	0		
Steals			
S:	0		
C:	0		
Blocked Shots			
S:	0		
C:	0		
Field Goals Made			
S:	0		
C:	0		
Field Goal Attempts			
S:	0		
C:	0		
Three-Pointers Made			
S:	0		
C:	0		
Three-Point Attempts			
S:	0		
C:	0		
Free Throws Made			
S:	0		
C:	0		
Free Throw Attempts			
S:	0		
C:	0		
Minutes			
S:	0		
C:	0		
#2 ERIC HUNTER JR.			
Points			
S:	20 vs. Minnesota (2-2-22)		
C:	20 vs. Minnesota (2-2-22)		
Rebounds			
S:	4 vs. Northwestern (2-16-22)		
C:	7, Four Times		
Assists			
S:	5, Two Times		
C:	8 vs. Notre Dame (12-19-20)		
Steals			
S:	2, Five Times		
C:	4 vs. Northwestern (2-6-21)		
Blocked Shots			
S:	1 vs. Butler (12-18-21)		
C:	2 vs. [9] Ohio State (3-12-21)		
Field Goals Made			
S:	8 vs. Minnesota (2-2-22)		
C:	8 vs. Minnesota (2-2-22)		
Field Goal Attempts			
S:	11 vs. Minnesota (2-2-22)		
C:	15, Two Times		
Three-Pointers Made			
S:	4 vs. Minnesota (2-2-22)		
C:	4, Three Times		
Three-Point Attempts			
S:	6, Two Times		
C:	8, Two Times		
Free Throws Made			
S:	4 vs. [17] Illinois (1-17-22)		
C:	7 vs. [18] Iowa (3-3-20)		
Free Throw Attempts			
S:	4, Six Times		
C:	8, Two Times		
Minutes			
S:	37 vs. Rutgers (2-20-22)		
C:	47 vs. [19] Michigan (1-9-20)		
#11 ISAIAH THOMPSON			
Points			
S:	18 vs. Iowa (1-27-22)		
C:	18 vs. Iowa (1-27-22)		
Rebounds			
S:	3 vs. Omaha (11-26-21)		
C:	4, Two Times		
Assists			
S:	4 vs. Bellarmine (11-9-21)		
C:	6 vs. Oakland (12-1-20)		
Steals			
S:	2 vs. North Carolina State (12-12-21)		
C:	3 vs. Central Michigan (12-28-19)		
Blocked Shots			
S:	1, Two Times		
C:	1, Three Times		
Field Goals Made			
S:	6 vs. Iowa (1-27-22)		
C:	7 vs. [14] Rutgers (12-29-20)		
Field Goal Attempts			
S:	9 vs. Bellarmine (11-9-21)		
C:	11, Two Times		
Three-Pointers Made			
S:	5 vs. Bellarmine (11-9-21)		
C:	5, Two Times		
Three-Point Attempts			
S:	8 vs. Bellarmine (11-9-21)		
C:	10 vs. Chicago State (11-16-19)		
Free Throws Made			
S:	5 vs. Iowa (12-3-21)		
C:	9 vs. Valparaiso (12-4-20)		
Free Throw Attempts			
S:	6 vs. Iowa (12-3-21)		
C:	12, Two Times		
Minutes			
S:	28 vs. Iowa (1-27-22)		
C:	40 vs. [19] Michigan (1-9-20)		
#3 CALEB FURST			
Points			
S:	14 vs. Wright State (11-16-21)		
C:	14 vs. Wright State (11-16-21)		
Rebounds			
S:	11 vs. Wright State (11-16-21)		
C:	11 vs. Wright State (11-16-21)		
Assists			
S:	2, Two Times		
C:	2, Two Times		
Steals			
S:	1, Four Times		
C:	1, Four Times		
Blocked Shots			
S:	2, Two Times		
C:	2, Two Times		
Field Goals Made			
S:	5, Two Times		
C:	5, Two Times		
Field Goal Attempts			
S:	8 vs. Incarnate Word (12-20-21)		
C:	8 vs. Incarnate Word (12-20-21)		
Three-Pointers Made			
S:	2 vs. [18] North Carolina (11-20-21)		
C:	2 vs. [18] North Carolina (11-20-21)		
Three-Point Attempts			
S:	3, Three Times		
C:	3, Three Times		
Free Throws Made			
S:	4, Two Times		
C:	4, Two Times		
Free Throw Attempts			
S:	6 vs. Florida State (11-30-21)		
C:	6 vs. Florida State (11-30-21)		
Minutes			
S:	33 vs. [18] North Carolina (11-20-21)		
C:	33 vs. [18] North Carolina (11-20-21)		
#14 JARED WULBRUN			
Points			
S:	2 vs. Wright State (11-16-21)		
C:	19 vs. Redlands (2-13-19)		
Rebounds			
S:	1 vs. Bellarmine (11-9-21)		
C:	4, Two Times		
Assists			
S:	0		
C:	5 vs. UC Santa Cruz (1-26-19)		
Steals			
S:	0		
C:	2 vs. Pacific, Ore. (11-21-19)		
Blocked Shots			
S:	0		
C:	0		
Field Goals Made			
S:	0		
C:	6 vs. Redlands (2-13-19)		
Field Goal Attempts			
S:	1 vs. Wright State (11-16-21)		
C:	12 vs. Pomona-Pitzer (2-9-19)		
Three-Pointers Made			
S:	0		
C:	5, Two Times		
Three-Point Attempts			
S:	1 vs. Wright State (11-16-21)		
C:	9, Four Times		
Free Throws Made			
S:	2 vs. Wright State (11-16-21)		
C:	5, Three Times		
Free Throw Attempts			
S:	2 vs. Wright State (11-16-21)		
C:	6, Two Times		
Minutes			
S:	3, Two Times		
C:	36 vs. Redlands (1-9-19)		
PURDUESPORTS.COM @BOILERBALL			

SEASON / CAREER HIGHS

#15 | ZACH EDEY

Points	
S:	24 vs. [23] Wisconsin (1-3-22)
C:	24 vs. [23] Wisconsin (1-3-22)
Rebounds	
S:	12, Two Times
C:	12, Two Times
Assists	
S:	4, Four Times
C:	4, Four Times
Steals	
S:	2 vs. Wright State (11-16-21)
C:	2 vs. Wright State (11-16-21)
Blocked Shots	
S:	3, Three Times
C:	4 vs. Northwestern (2-6-21)
Field Goals Made	
S:	10 vs. [23] Wisconsin (1-3-22)
C:	10 vs. [23] Wisconsin (1-3-22)
Field Goal Attempts	
S:	17 vs. [23] Wisconsin (1-3-22)
C:	17 vs. [23] Wisconsin (1-3-22)
Three-Pointers Made	
S:	0
C:	0
Three-Point Attempts	
S:	0
C:	0
Free Throws Made	
S:	8, Two Times
C:	8, Three Times
Free Throw Attempts	
S:	11 vs. [16] Ohio State (1-30-22)
C:	11 vs. [16] Ohio State (1-30-22)
Minutes	
S:	27, Two Times
C:	27, Two Times

#25 | ETHAN MORTON

Points	
S:	7, Two Times
C:	7, Two Times
Rebounds	
S:	6 vs. [23] Wisconsin (1-3-22)
C:	6 vs. [23] Wisconsin (1-3-22)
Assists	
S:	7 vs. Nicholls (12-29-21)
C:	7 vs. Nicholls (12-29-21)
Steals	
S:	4 vs. Bellarmine (11-9-21)
C:	4 vs. Bellarmine (11-9-21)
Blocked Shots	
S:	2, Two Times
C:	2, Two Times
Field Goals Made	
S:	3 vs. Nicholls (12-29-21)
C:	3, Three Times
Field Goal Attempts	
S:	5 vs. Nicholls (12-29-21)
C:	5, Two Times
Three-Pointers Made	
S:	1, Eleven Times
C:	1, Fifteen Times
Three-Point Attempts	
S:	2, Two Times
C:	4 vs. Valparaiso (12-4-20)
Free Throws Made	
S:	3 vs. Penn State (1-8-22)
C:	3 vs. Penn State (1-8-22)
Free Throw Attempts	
S:	4 vs. Penn State (1-8-22)
C:	4 vs. Penn State (1-8-22)
Minutes	
S:	28 vs. Northwestern (1-23-22)
C:	28 vs. Northwestern (1-23-22)

#21 | MATT FROST

Points	
S:	2, Two Times
C:	3 vs. Oakland (12-1-20)
Rebounds	
S:	2 vs. Omaha (11-26-21)
C:	2 vs. Omaha (11-26-21)
Assists	
S:	0
C:	1 vs. Oakland (12-1-20)
Steals	
S:	1 vs. Wright State (11-16-21)
C:	1 vs. Wright State (11-16-21)
Blocked Shots	
S:	0
C:	0
Field Goals Made	
S:	1 vs. Wright State (11-16-21)
C:	1, Four Times
Field Goal Attempts	
S:	3 vs. Omaha (11-26-21)
C:	3 vs. Omaha (11-26-21)
Three-Pointers Made	
S:	0
C:	1 vs. Oakland (12-1-20)
Three-Point Attempts	
S:	0
C:	1, Two Times
Free Throws Made	
S:	2 vs. Incarnate Word (12-20-21)
C:	2 vs. Incarnate Word (12-20-21)
Free Throw Attempts	
S:	2 vs. Incarnate Word (12-20-21)
C:	2 vs. Incarnate Word (12-20-21)
Minutes	
S:	3, Two Times
C:	4 vs. Central Michigan (12-28-19)

#34 | CARSON BARRETT

Points	
S:	2, Two Times
C:	2, Two Times
Rebounds	
S:	2 vs. Butler (12-18-21)
C:	2 vs. Butler (12-18-21)
Assists	
S:	1 vs. Nebraska (1-14-22)
C:	1 vs. Nebraska (1-14-22)
Steals	
S:	0
C:	0
Blocked Shots	
S:	0
C:	0
Field Goals Made	
S:	1, Two Times
C:	1, Two Times
Field Goal Attempts	
S:	1, Five Times
C:	1, Five Times
Three-Pointers Made	
S:	0
C:	0
Three-Point Attempts	
S:	1, Two Times
C:	1, Two Times
Free Throws Made	
S:	0
C:	1 vs. Penn State (2-26-21)
Free Throw Attempts	
S:	0
C:	2 vs. Penn State (2-26-21)
Minutes	
S:	3, Two Times
C:	3, Two Times

#22 | CHASE MARTIN

Points	
S:	2 vs. Omaha (11-26-21)
C:	2 vs. Omaha (11-26-21)
Rebounds	
S:	1, Two Times
C:	1, Three Times
Assists	
S:	1 vs. Omaha (11-26-21)
C:	1 vs. Omaha (11-26-21)
Steals	
S:	1 vs. Indiana State (11-12-21)
C:	1, Two Times
Blocked Shots	
S:	0
C:	0
Field Goals Made	
S:	1 vs. Omaha (11-26-21)
C:	1 vs. Omaha (11-26-21)
Field Goal Attempts	
S:	3 vs. Butler (12-18-21)
C:	3 vs. Butler (12-18-21)
Three-Pointers Made	
S:	0
C:	0
Three-Point Attempts	
S:	0
C:	1 vs. Oakland (12-1-20)
Free Throws Made	
S:	0
C:	0
Free Throw Attempts	
S:	2 vs. Indiana State (11-12-21)
C:	2 vs. Indiana State (11-12-21)
Minutes	
S:	3, Two Times
C:	3, Three Times

#50 | TREVION WILLIAMS

Points	
S:	22 vs. North Carolina State (12-12-21)
C:	36 vs. [19] Michigan (1-9-20)
Rebounds	
S:	18 vs. Iowa (12-3-21)
C:	20 vs. [19] Michigan (1-9-20)
Assists	
S:	9 vs. North Carolina State (12-12-21)
C:	9 vs. North Carolina State (12-12-21)
Steals	
S:	4 vs. Michigan (2-5-22)
C:	4, Two Times
Blocked Shots	
S:	4, Two Times
C:	4, Two Times
Field Goals Made	
S:	10 vs. North Carolina State (12-12-21)
C:	16 vs. [19] Michigan (1-9-20)
Field Goal Attempts	
S:	18 vs. [17] Illinois (1-17-22)
C:	28 vs. [19] Michigan (1-9-20)
Three-Pointers Made	
S:	1, Five Times
C:	1, Eight Times
Three-Point Attempts	
S:	1, Eleven Times
C:	2 vs. Ohio State (2-15-20)
Free Throws Made	
S:	4, Five Times
C:	8 vs. [23] Michigan State (1-8-21)
Free Throw Attempts	
S:	8 vs. Iowa (12-3-21)
C:	12 vs. [23] Michigan State (1-8-21)
Minutes	
S:	33 vs. North Carolina State (12-12-21)
C:	44 vs. [19] Michigan (1-9-20)

#23 | JADEN IVEY

Points	
S:	27 vs. Indiana State (11-12-21)
C:	27 vs. Indiana State (11-12-21)
Rebounds	
S:	10, Two Times
C:	10, Two Times
Assists	
S:	7, Two Times
C:	7, Two Times
Steals	
S:	3 vs. Rutgers (12-9-21)
C:	3, Three Times
Blocked Shots	
S:	3 vs. North Carolina State (12-12-21)
C:	4 vs. Penn State (2-26-21)
Field Goals Made	
S:	10, Two Times
C:	10, Three Times
Field Goal Attempts	
S:	20 vs. [16] Ohio State (1-30-22)
C:	24 vs. North Texas (3-19-21)
Three-Pointers Made	
S:	6 vs. Butler (12-18-21)
C:	6 vs. Butler (12-18-21)
Three-Point Attempts	
S:	6, Nine Times
C:	12 vs. North Texas (3-19-21)
Free Throws Made	
S:	15 vs. Rutgers (2-20-22)
C:	15 vs. Rutgers (2-20-22)
Free Throw Attempts	
S:	18 vs. Rutgers (2-20-22)
C:	18 vs. Rutgers (2-20-22)
Minutes	
S:	42 vs. [17] Illinois (1-17-22)
C:	43 vs. [9] Ohio State (3-12-21)

#55 | SASHA STEFANOVIC

Points	
S:	23, Two Times
C:	23, Three Times
Rebounds	
S:	8 vs. [17] Illinois (1-17-22)
C:	8, Two Times
Assists	
S:	8, Two Times
C:	8, Three Times
Steals	
S:	2, Two Times
C:	4 vs. [5] Virginia (12-4-19)
Blocked Shots	
S:	2 vs. Michigan (2-10-22)
C:	3 vs. [8] Michigan State (1-12-20)
Field Goals Made	
S:	7 vs. [18] North Carolina (11-20-21)
C:	8 vs. Central Michigan (12-28-19)
Field Goal Attempts	
S:	13 vs. [18] North Carolina (11-20-21)
C:	13, Two Times
Three-Pointers Made	
S:	6 vs. Northwestern (1-23-22)
C:	7 vs. Central Michigan (12-28-19)
Three-Point Attempts	
S:	11 vs. [18] North Carolina (11-20-21)
C:	11 vs. [18] North Carolina (11-20-21)
Free Throws Made	
S:	6, Two Times
C:	7 vs. Valparaiso (12-4-20)
Free Throw Attempts	
S:	9 vs. [17] Illinois (1-17-22)
C:	9, Two Times
Minutes	
S:	41 vs. [17] Illinois (1-17-22)
C:	46 vs. Minnesota (1-2-20)

GAME 29 // [5] PURDUE vs. MICHIGAN STATE // FEBRUARY 26, 2022

	#0 Mason Gillis So. Forward									LAST: 10 points, 5 rebs, 1 ast in the win over Rutgers. • Avg. 10.5 PPG, 6.0 RPG in the last two games (7-12 FGs, 5-8 3Ps). • Shooting 47.1 percent from 3P range this season; 4th in Purdue history. • Purdue is 10-1 in career when he scores 10+ points; 14-2 when makes 2+ 3Ps. • Made the game-winning block and rebound (dove on floor) in win vs. Maryland.				CAREER HIGHS P: 14 Penn State (1-8-22) R: 11 [16] Ohio State (1-30-22) A: 4 Northwestern (1-23-22) M: 43 [17] Illinois (1-17-22)						
	6-6 230 New Castle, Ind. New Castle													CAREER HIGHS P: 0 R: 0 A: 0 M: 0						
	GP / GS	PPG	RPG	APG	Blks.	Stls.	FG %	3P %	FT %											
24 / 16	6.9	4.4	0.9	7	7	.529	.471	.857												
#1 Brian Waddell Fr. Forward													LAST: Suffered a knee injury in practice (Nov. 8); will miss the entire season. • Will redshirt this season. • Has impressed the coaches with his play; strong career ahead of him. • Avg. 15.7 PPG and 6.3 RPG as a senior; shot 60.7 % FGs, 40.5 3Ps, 85.5 FTs. • Father, Matt, was Purdue's PG (1992-95); ranks 6th career assists (460).				CAREER HIGHS P: 0 R: 0 A: 0 M: 0			
6-7 180 Carmel, Ind. Carmel																				
GP / GS	PPG	RPG	APG	Blks.	Stls.	FG %	3P %	FT %												
0 / 0	—	—	—	—	—	—	—	—												
#2 Eric Hunter Jr. Sr. Guard													LAST: 7 points, 3 rebs, 3 asts in the win over Rutgers. • Avg. 9.3 PPG, 2.2 RPG, 2.3 APG in last 10 games (34-58 FGs, 14-24 3Ps). • Has just four turnovers in last four games (122 minutes). • Purdue is 27-9 when he scores 10+ points; 21-5 when leads team in assists. • Shooting 19-of-34 (.559) from 3-pt in BIG play; 4th natl. in conf. play only.				CAREER HIGHS P: 20 Minnesota (2-2-22) R: 7 Four Times A: 8 Notre Dame (12-19-20) M: 47 [19] Michigan (1-9-20)			
6-4 175 Indianapolis, Ind. Tindley Prep																				
GP / GS	PPG	RPG	APG	Blks.	Stls.	FG %	3P %	FT %												
28 / 10	5.6	1.8	1.9	1	18	.479	.440	.667												
#3 Caleb Furst Fr. Forward													LAST: 2 points in the win over Rutgers. • 11/22 – Big Ten FOW (11.3 PPG, 6.7 RPG, 1.0 APG, 13-17 FGs, 4-6 3Ps). • Has 32 points, 19 rebs, 5 asts in 120 mins in last 11 games (12-18 FGs). • Has just 4 turnovers in the last 15 games (157 mins); 13 TOs first 12 gms. • Indiana Mr. Basketball after strong SR season (21.4 PPG, 14.1 RPG, 3.0 APG).				CAREER HIGHS P: 14 Wright State (11-16-21) R: 11 Wright State (11-16-21) A: 2 Two Times M: 33 [18] North Carolina (11-20-21)			
6-10 230 Fort Wayne, Ind. Blackhawk Christian																				
GP / GS	PPG	RPG	APG	Blks.	Stls.	FG %	3P %	FT %												
27 / 12	4.4	3.5	0.5	8	4	.581	.409	.676												
#4 Trey Kaufman-Renn Fr. Forward													LAST: Will redshirt this season – close to returning to practice from injury. • Had surgery in late Nov., to clean up loose particles in his foot. • A top-40 recruit, averaged 24.5 PPG, 11.8 RPG, 3.6 APG as a senior last year. • Led Silver Creek to the 2019 and 2021 Class 3A State Championships (Ind.). • Was Indiana's Gatorade Player of the Year in 2020; 1,832 career points.				CAREER HIGHS P: 0 R: 0 A: 0 M: 0			
6-9 225 Sellersburg, Ind. Silver Creek																				
GP / GS	PPG	RPG	APG	Blks.	Stls.	FG %	3P %	FT %												
0 / 0	—	—	—	—	—	—	—	—												
#5 Brandon Newman So. Guard													LAST: Did not play in the win over Rutgers. • 7-of-22 from deep in his last 8 games (22 pts, 16 rebs / 87 mins); 2-17 prev. 4. • Avg. 8.2 PPG at home (22-53 3Ps); avg. 1.3 PPG away from home (3-19 3Ps). • Purdue is 13-3 when he scores 10+ points; 5 triples vs. Wright tied c-high. • Runner-up for Mr. Basketball in 2019; redshirted 2019-20 season.				CAREER HIGHS P: 29 [21] Minnesota (1-30-21) R: 8 [4] Iowa (12-22-20) A: 4 Two Times M: 37 Clemson (11-26-20)			
6-5 200 Valparaiso, Ind. Valparaiso																				
GP / GS	PPG	RPG	APG	Blks.	Stls.	FG %	3P %	FT %												
20 / 1	5.0	2.1	0.7	3	7	.305	.325	.850												
#11 Isaiah Thompson Jr. Guard													LAST: 3 points, 1 reb, 1 ast in the win over Rutgers. • Last nine-game point totals: 18, 0, 0, 2, 3, 0, 2, 7, 3 (12-23 FGs, 8-14 3Ps). • Shooting 39.3 percent from long range during his career (94-of-239). • 1 turnover in his last 8 games (115 minutes; 8 assists, 1 turnover). • 19 games with 0 turnovers this season; 10 games with 2+ 3-pointers (9-1 rec.).				CAREER HIGHS P: 18 Iowa (1-27-22) R: 4 Two Times A: 6 Oakland (12-1-20) M: 40 [19] Michigan (1-9-20)			
6-1 160 Zionsville, Ind. Zionsville																				
GP / GS	PPG	RPG	APG	Blks.	Stls.	FG %	3P %	FT %												
28 / 20	5.1	1.1	1.3	2	4	.437	.432	.783												
#14 Jared Wulbrun Sr. Guard													LAST: Did not play in the win over Rutgers. • A strong shooter, Wulbrun is a walk-on transfer from Cal Lutheran. • As a freshman at Cal Lutheran in 2018-19, avg. 6.6 PPG with 43 3-pointers. • Had offseason knee surgery and is rounding into shape. • Father, Jeff, is a first-year head coach at the University of Denver.				CAREER HIGHS P: 19 Redlands (2-13-19) R: 4 Two Times A: 5 UC Santa Cruz (1-26-19) M: 36 Redlands (1-9-19)			
5-10 180 Stanford, Calif. Palo Alto Cal Lutheran																				
GP / GS	PPG	RPG	APG	Blks.	Stls.	FG %	3P %	FT %												
9 / 0	0.2	0.1	0.0	0	0	0-2	0-1	2-2												
#15 Zach Edey So. Center (e-Dee)													LAST: 15 points, 7 rebs, 3 asts, 2 blks in the win over Rutgers. • Named to the Wooden Award top-20 watch list; Abdul-Jabbar Top 10 list. • Avg. 13.6 PPG, 7.8 RPG, 2.0 APG in last eight games (44-70 FGs; 21-33 Fts). • Leads country in FG Pct. (.682); 8th in country in fouls drawn / 40 (7.2). • In last three games (63 mins.), has 39 points, 26 rebs, 11 asts, 4 blks.				CAREER HIGHS P: 24 [23] Wisconsin (1-3-22) R: 12 Two Times B: 4 Northwestern (2-6-21) M: 27 Two Times			
7-4 295 Toronto, Canada IMG Academy (Fla.)																				
GP / GS	PPG	RPG	APG	Blks.	Stls.	FG %	3P %	FT %												
28 / 24	14.5	7.6	1.5	33	9	.682	0-0	.642												
#21 Matt Frost Jr. Forward													LAST: Did not play in the win over Rutgers. • Is 4-of-8 from the field in career; 7 points in 14 minutes over last 2 seasons. • Avg. 14.2 PPG, 6.2 RPG and 1.9 APG as a senior at Columbus East. • The Republic Boys Basketball Player of the Year; first-team all-conference. • Family includes 11 Purdue alums, including brother Kyle – current student.				CAREER HIGHS P: 3 Oakland (12-1-20) R: 2 Omaha (11-26-21) A: 1 Oakland (12-1-20) M: 4 Central Michigan (12-28-19)			
6-5 200 Columbus, Ind. Columbus East																				
GP / GS	PPG	RPG	APG	Blks.	Stls.	FG %	3P %	FT %												
8 / 0	0.5	0.4	0.0	0	1	1-5	0-0	2-2												
#22 Chase Martin Fr. Guard													LAST: Did not play in the win over Rutgers. • Recorded first career points and assist in the win over Omaha. • Named All-Conference and All-District as a senior at Tolton. • Was class valedictorian at Tolton. • Father, Cuonzo, is the head coach at Missouri; former teammate of Painter.				CAREER HIGHS P: 2 Omaha (11-26-21) R: 1 Two Times A: 1 Omaha (11-26-21) M: 3 Two Times			
6-3 180 Columbia, Mo. Tolton																				
GP / GS	PPG	RPG	APG	Blks.	Stls.	FG %	3P %	FT %												
8 / 0	0.3	0.3	0.1	0	1	1-5	0-0	0-3												
#23 Jaden Ivey So. Guard (jay-den Ivy)													LAST: 25 points, 4 asts, 2 rebs in the win over Rutgers. • Big Ten Player of the Week (131); Wooden Award top-20; West Award top-10. • Avg. 19.1 PPG, 4.5 RPG, 3.4 APG in last 8 games (49-119 FGs; 46-57 Fts). • Is just 4-of-29 (.138) from 3-point range last 6 games; prev. 4 -> 10-of-22. • 1-of-3 players nationally with at least 460 p, 130 r, 80 a, 25 s, 15 b.				CAREER HIGHS P: 27 Indiana State (11-12-21) R: 10 Two Times A: 7 Two Times M: 43 [9] Ohio State (3-12-21)			
6-4 195 South Bend, Ind. La Lumiere Prep																				
GP / GS	PPG	RPG	APG	Blks.	Stls.	FG %	3P %	FT %												
27 / 25	17.3	4.9	3.1	15	27	.463	.369	.748												
#25 Ethan Morton So. Guard													LAST: 1 rebound, 1 stl in the win over Rutgers. • Has a 44 / 13 assist: turnover ratio (3.38); 13 turnovers in 425 mins this yr. • Has 15 points and 6 rebs in the last 5 games (61 mins; 6-9 FGs, 3-6 3Ps). • 6-of-10 from 3-point range in the last 9 games; 40.0 % for career (16-of-40). • Named Pennsylvania Gatorade POY and Mr. Basketball following SR year.				CAREER HIGHS P: 7 Nicholls (12-29-21) R: 6 [23] Wisconsin (1-3-22) A: 7 Nicholls (12-29-21) M: 25 Clemson (11-26-20)			
6-6 215 Butler, Pa. Butler																				
GP / GS	PPG	RPG	APG	Blks.	Stls.	FG %	3P %	FT %												
28 / 0	2.7	1.3	1.6	5	17	.500	.462	.733												
#34 Carson Barrett So. Forward													LAST: Did not play in the win over Rutgers. • Made first career field goal in the win over Omaha. • Led Lafayette CC to Hoosier Conf. title as SR; 18.1 PPG, 10.2 RPG, 6.5 APG. • Excelled on the baseball diamond as well (3-yr. starter; .368 BA). • Father, Dave, was HS head coach; Played at Purdue from 1988-91.				CAREER HIGHS P: 2 Two Times R: 2 Butler (12-18-21) A: 1 Nebraska (1-14-22) M: 3 Two Times			
6-5 215 Lafayette, Ind. Lafayette Central Catholic																				
GP / GS	PPG	RPG	APG	Blks.	Stls.	FG %	3P %	FT %												
8 / 0	0.5	0.6	0.1	0	0	2-6	0-2	0-1												
#50 Trevion Williams Sr. Forward (tray-vee-on)													LAST: 11 points, 4 rebs, 4 asts in the win over Rutgers. • Two-time Big Ten Player of the Week (Nov. 22; Dec. 13). • Has 27 points, 14 rebs, 13 asts in 57 minutes over last three games. • 1-of-4 Purdue players with 1,300 points, 800 rebounds, 200 assists. • 4 career Big Ten Player of the Week honors – 5th in Purdue history.				CAREER HIGHS P: 36 [19] Michigan (1-9-20) R: 20 [19] Michigan (1-9-20) A: 9 North Carolina St. (12-12-21) M: 43 [19] Michigan (1-9-20)			
6-10 255 Chicago, Ill. Henry Ford (Mich.)																				
GP / GS	PPG	RPG	APG	Blks.	Stls.	FG %	3P %	FT %												
28 / 5	12.0	7.5	3.1	19	28	.556	5-11	.575												
#55 Sasha Stefanovic Sr. Guard (steph-On-uh-vitch)													LAST: 11 points, 3 asts, 1 reb, 1 stl in the win over Rutgers. • Become 9th player in school history with 200 career 3-pointers (212). • Made a 3-pointer in 29 straight games; Purdue is 15-0 this yr. when 10+ pts. • Has 20 career games with 4 or more 3-pointers (18-2 record). • 80 points to become 7th player w/ 1000 pts, 200 rebs, 200 asts, 200 3Ps.				CAREER HIGHS P: 23 Three Times R: 8 Two Times A: 8 Three Times M: 46 Minnesota (1-2-20)			
6-5 205 Crown Point, Ind. Crown Point																				
GP / GS	PPG	RPG	APG	Blks.	Stls.	FG %	3P %	FT %												
28 / 28	11.6	2.5	3.4	6	12	.423	.406	.869												

</