



# PURDUE BOILERMAKERS

## 2014-15 BASKETBALL GAME NOTES

23 Big Ten Championships | 48 All-Americans | 10 Big Ten Coaches of the Year | 2 No. 1 NBA Draft Picks

### ► GAME INFORMATION

Television	Big Ten Network
Announcers	Eric Collins, Stephen Bardo
Radio	Purdue Sports Network
Satellite Radio	XM (Channel 84)
Radio Talent	Larry Clisby, Rob Blackman, Ralph Taylor
Live Stats (Fans)	PurdueSports.com
Live Stats (Media)	bit.ly/PurdueLiveStats
Twitter Updates	@BoilerBall   @ChrisForman12 (#BoilerNotes)

### ► SCHEDULE AND RESULTS

Nov.	P / O	Rank	Opponent	Time / Result
2	#	-- / --	California (Pa.)	W, 89-52
7	#	-- / --	Carroll (Mont.)	W, 90-49
14	\$	-- / --	Samford	W, 80-40
16	-- / --		IUPUI	W, 77-57
20	-- / --		Grambling	W, 82-30
24	\$	-- / RV	vs. Kansas State	L, 79-88
25	\$	-- / --	vs. Missouri	W, 82-61
26	\$	-- / RV	vs. BYU	W, 87-85

Dec.	Rank	Opponent	Time / Result
2	%	-- / RV North Carolina State	W, 66-61
6		-- / -- North Florida	L, 70-73
8		-- / -- IPFW	W, 63-43
10		-- / -- Arkansas State	W, 87-46
13		-- / -- at Vanderbilt	L, 71-81
20	^	-- / 21 vs. Notre Dame	L, 63-94
22		-- / -- Gardner-Webb	L, 84-89
31	*	-- / RV Minnesota	W, 72-68

Jan.	Rank	Opponent	Time / Result	
3	*	-- / --	Michigan	W, 64-51
7	*	-- / 4	at Wisconsin	L, 55-62
10	*	-- / 11	Maryland	L, 60-69
17	*	-- / --	at Penn State	W, 84-77
21	*	-- / --	at Illinois	L, 57-66
24	*	-- / 25	Iowa	W, 67-63
28	*	-- / 22	Indiana	W, 83-67
31	*	-- / --	at Northwestern	W, 68-60

Feb.	Rank	Opponent	Time / Result
4	*	-- / 20 Ohio State	6:30 PM
7	*	-- / -- at Minnesota	3 PM
12	*	-- / -- at Rutgers	7 PM
15	*	-- / -- Nebraska	5:15 PM
19	*	-- / RV at Indiana	7 PM
26	*	-- / -- Rutgers	9 PM

Mar.	Rank	Opponent	Time / Result
1	*	-- / 20 at Ohio State	TBA
4	*	-- / -- at Michigan State	8 PM
7	*	-- / -- Illinois	4:30 PM
11	&	-- / -- Big Ten Tournament First Round	TBA
12	&	-- / -- Big Ten Tournament Second Round	TBD
13	&	-- / -- Big Ten Tournament Quarterfinals	TBD
14	&	-- / -- Big Ten Tournament Semifinals	TBD
15	&	-- / -- Big Ten Tournament Finals	3:30 PM

• Home games played at Mackey Arena.

• All times Eastern and subject to change.

# Denotes exhibition game.

\$ Denotes EASports Maui Invitational (Lahaina, Hawaii).

% Denotes ACC / Big Ten Challenge (West Lafayette, Ind.).

^ Denotes Crossroads Classic (Indianapolis, Ind.).

& Denotes Big Ten Tournament (Chicago, Ill.).

\* Denotes Big Ten Conference game.

### PURDUE (14-8, 6-3 Big Ten)

### [20 | 20] OHIO STATE (17-5, 6-3 Big Ten)

Wednesday, February 4, 2015 | 6:30 PM (ET) | Mackey Arena (14,846) | West Lafayette, Indiana

#### ■ GAME 23: For Openers

• Purdue (14-8, 6-3) and Ohio State (17-5, 6-3) will meet for the 172nd time on Wednesday evening, as the Boilermakers host No. 20-ranked Ohio State in a 6:30 PM (ET) tip. The game will be televised on BTN with **Eric Collins** and **Stephen Bardo** on the broadcast.

• The Boilermakers have won three games in a row and are looking for its third win in their last four games against a nationally-ranked foe. The Boilermakers own wins over Iowa (67-63), Indiana (83-67) and Northwestern (68-60) during their current streak.

• The Boilermakers return to Mackey Arena sporting a rejuvenated defense that leads the Big Ten (league games only) in field goal percentage defense (.387) and an efficient offense that is third (league games only) in field goal percentage (.461). Purdue is also second in the league (league games only) in assists at 14.8 per game and are averaging just 9.3 turnovers per game in its last four outings.

#### ■ The Series With Ohio State

• The only Big Ten team with a winning record against the Boilermakers, Ohio State owns an 88-83 advantage against the Boilermakers.

• No Purdue player has beaten Ohio State, as the Buckeyes own a six-game streak against the Boilermakers. **E'Twaun Moore** dumped in 38 points against the No. 2-ranked Buckeyes on Feb. 20, 2011, for Purdue's last win.

• Purdue has reached 70 points vs. Ohio State just seven times in 20 meetings during the Painter era.

• During Ohio State's six-game winning streak, the Buckeyes have outscored Purdue by 59 points (8.3 PPG).

### ► WHAT'S TRENDING

#### ■ Team Trends

• Purdue is averaging just 9.3 turnovers per game in the last four outings.

• Purdue is shooting 53.7 percent from 2-point range in Big Ten play this season.

• Purdue has shot at least 44.0 percent in seven of its nine Big Ten games this year.

• Purdue is 49-65 (.754) from the FT line in the last two games. Foes are 21-29 (.724).

#### ■ Individual Trends

• **A.J. Hammons** has recorded 11 of his 12 career double-doubles in Big Ten play.

• **A.J. Hammons** is 16-of-19 (.824) from the field in the last three games (13.3 PPG).

• **Rapheal Davis** is averaging 18.0 PPG and 5.5 RPG over the last four games.

• Of the six players with 100 or more field goal attempts, five are shooting at least 50.0 pct.

#### ■ A Win Would...

• Move Purdue to 7-3 and remain in second in the Big Ten Conference.

• Snap a six-game losing streak to Ohio State, the third-longest active streak to an opponent.

• Be an unranked Purdue's third straight win over ranked teams for the first time since 1979.

• Surpass last year's home win total (4) in Big Ten play and be 11th home win of the season.

### ► THE PROBABLE LINEUPS

Purdue (14-8   6-3 Big Ten)	Ht.	Wt.	Yr.	Hometown	GP / GS	PPG	RPG	APG	MPG
F 12 Vince Edwards	6-7	220	Fr.	Middletown, Ohio	21 / 20	9.7	5.2	2.6	27.2
C 20 A.J. Hammons	7-0	261	Jr.	Gary, Ind.	21 / 10	10.7	6.0	2.8(b)	22.2
G 0 Jon Ocktus ( <b>Ock-tee-us</b> )	6-4	175	Sr.	Miami, Fla.	21 / 21	8.5	4.7	2.7	27.0
G 31 Dakota Mathias ( <b>muh-thigh-us</b> )	6-4	197	Fr.	Elida, Ohio	21 / 4	4.0	1.8	1.3	16.7
G 35 Rapheal Davis ( <b>Ray-fell</b> )	6-5	217	Jr.	Fort Wayne, Ind.	21 / 21	10.6	3.5	2.5	28.8
G 1 Bryson Scott	6-1	206	So.	Fort Wayne, Ind.	17 / 1	5.0	1.8	1.5	11.6
G 2 Jon McKeeman	6-1	190	Jr.	Fort Wayne, Ind.	5 / 0	0.0	0.0	0.0	2.4
G 3 P.J. Thompson	5-10	188	Fr.	Indianapolis, Ind.	21 / 1	2.5	1.0	1.3	15.6
F 5 Basil Smotherman ( <b>Baz-ull</b> )	6-6	222	So.	Indianapolis, Ind.	21 / 0	2.6	1.7	0.8	11.6
G 11 Stephen Toyra ( <b>Toy-ruh</b> )	6-3	180	Jr.	Lafayette, Ind.	5 / 0	0.4	0.4	0.0	3.2
G 21 Kendall Stephens	6-6	197	So.	St. Charles, Ill.	21 / 16	10.1	2.8	1.9	23.8
F 23 Jacquiel Taylor ( <b>Juh-keel</b> )	6-9	217	Fr.	Cambridge, Mass.	6 / 0	2.2	2.0	0.7(b)	7.0
F 30 Neal Beshears	6-7	198	Sr.	Winchester, Ind.	1 / 0	0.0	0.0	0.0	0.0
C 44 Isaac Haas ( <b>HAHSS</b> )	7-2	297	Fr.	Hokes Bluff, Ala.	21 / 11	9.2	4.1	0.9(b)	16.2
[20   20] Ohio State (17-5   6-3 Big Ten)	Ht.	Wt.	Yr.	Hometown	GP / GS	PPG	RPG	APG	MPG
F 1 Jae'Sean Tate	6-4	230	Fr.	Pickerington, Ohio	22 / 3	7.8	4.8	0.6(b)	19.0
F 12 Sam Thompson	6-7	200	Sr.	Chicago, Ill.	22 / 22	10.0	3.7	2.0	30.4
F 31 Anthony Lee	6-9	230	Gr.	Columbia, Md.	19 / 4	3.5	2.3	0.4(b)	10.9
G 0 D'Angelo Russell	6-5	180	Fr.	Louisville, Ky.	22 / 22	19.4	5.6	5.2	32.8
G 3 Shannon Scott	6-1	185	Sr.	Alpharetta, Ga.	22 / 22	8.1	3.3	6.6	30.2



THE MATCHUP		
Category	Purdue	OSU
Record	14-8	17-5
Big Ten Record	6-3	6-3
National Ranking (AP / Coaches)	-- / --	20 / 20
Streak	Win-3	Win-3
Scoring Offense	72.7	80.0
Scoring Defense	65.0	61.6
Scoring Margin	+7.6	+18.4
Field Goal Percentage	.463	.507
Field Goal Percentage Defense	.401	.394
Three-Point Percentage	.322	.394
Three-Point Percentage Defense	.361	.317
Free Throw Percentage	.679	.690
Rebound Margin	+4.6	+3.2
Assists Per Game	15.7	16.6
Turnovers Per Game	12.7	11.0
Assist:Turnover Ratio	1.23	1.51
Turnover Margin	-0.05	+5.14
Steals Per Game	5.6	8.3
Blocked Shots Per Game	5.4	5.1

**MEDIA INFORMATION**

- Credentials for Purdue home games are issued to working media only and should be requested as early as possible.
- The Purdue Athletics Communications office now uses SportsSystems to request credentials and parking passes.

**SportsSystems.com/Purdue**

- Please allow ample time for credentials to be mailed to you. Credentials not mailed can be picked up prior to the game at the media will call at the Mackey Arena media will call area off Northwestern Avenue (under the Mackey Arena sign). Media parking is available inside Ross-Ade Stadium and an adjacent lot outside Ross-Ade Stadium.
- All Purdue practices are closed to the general public. Media members may attend practice through clearance by the Purdue athletics communications office. Media members are invited for practice with clearance by the athletics communications office and television stations can film the first 20 minutes for B-Roll footage.




**TELECONFERENCES / RADIO SHOW**

- Head coach **Matt Painter** will hold a teleconference typically the day prior to a game, beginning at 11:15 AM (ET). For the dial-in information and dates, please contact Forman at the information below.
- Painter (and the 13 other coaches) will participate on the Big Ten teleconference every Monday morning, beginning January 5. Painter will be slotted for every minutes, every Monday at 10:40 AM (ET). The Big Ten Conference will send out the passcode regarding the teleconferences on Sunday nights.
- Lastly, every Monday at 6 PM (ET) beginning Nov. 17, Coach Painter will join Larry Clisby at Buffalo Wild Wings at the Wabash River Landing. The show will be broadcast on the Purdue Sports Network.

**ATHLETICS COMMUNICATIONS**

**SID Contact:** Chris Forman  
**Email:** cforman@purdue.edu  
**Office | Cell:** 765-494-3201 | 413-687-4590  
**Twitter:** @ChrisForman12

**PURDUE SOCIAL MEDIA**

 @BoilerBall  
 @PurdueSports  
 Facebook.com/PurdueMBB

SERIES INFORMATION	
Purdue's All-Time Record	1,706-981 (.635)
All-time vs. Ohio State	83-88
Current Streak	Ohio State, win-6
In West Lafayette	54-29
In Mackey Arena	25-17
In Columbus	28-56
At Value City Arena	1-12
At Neutral Sites	1-3
In Overtime Games	2-2
Purdue Points (Avg.)	10,506 (61.44)
Ohio State Points (Avg.)	10,349 (60.52)
Purdue vs. the Big Ten	903-664
Purdue vs. State of Ohio	109-110
Purdue On This Date	16-8
Painter vs. Opponent	5-15
In Mackey Arena	3-5
At Value City Arena	1-7
At Neutral Sites	1-3
Painter vs. Matta	5-15
Matta vs. Purdue	16-7

**Northwestern Postgame #BoilerNotes**

- Purdue improved to 124-46 all-time against Northwestern and avoided its first three-game losing streak to Northwestern since 2003-06. The 124 wins are the most against any opponent in school history.
- Purdue is 6-3 in Big Ten play for the first time since the 2010-11 season (7-2). The victory surpasses last year's win total in Big Ten play.
- Purdue's win was its first in Evanston since Jan. 28, 2012, and the eight-point margin was its largest at Welsh-Ryan Arena since Feb. 16, 2008 (71-56 win).
- Purdue went 15-of-18 (.833) from the free throw line in the second half and outscored the Wildcats, 24-8, at the free throw line.
- Purdue outscored Northwestern, 20-8, in the paint in the second half.
- Purdue had five turnovers in the game's first 9 minutes, but had just three turnovers in the final 31 minutes.
- Purdue recorded 16 assists on 21 made field goals.
- Northwestern's 41.8 percent shooting from the field was the first time in the last four games that a foe shot over 40.0 percent from the field.
- Purdue has held every opponent (regulation play only) under its pregame scoring average. Northwestern entered game averaging 64.8 points per game. Just one team (Penn State) has shot its pregame field goal percentage.
- With just eight turnovers, Purdue has had single-digit in three of the last four games, averaging just 9.3 turnovers during that span.
- Purdue has outshot five straight opponents from the field.
- Purdue recorded its 39th road win since the start of the 2007-08 season, the fourth most in Big Ten play in that span, just one behind Ohio State's 40 for third place.
- Purdue is now 12-0 this year when attempting more free throws than its opponent.
- Purdue is 4-5 this year when trailing at halftime, including 4-2 in Big Ten play.
- Purdue improved to 6-1 when **A.J. Hammons** and **Rapheal Davis** both score in double-figures. The duo scored 31 points with 16 rebounds and six assists against no turnovers. They went a combined 12-of-18 from the field and 7-of-10 from the free throw line.
- Purdue is now 8-1 this year when **A.J. Hammons** leads the team in rebounds, and 7-0 when he wins the opening tip. When he scores 10 or more points this year, Purdue is 11-4. When he fails to reach double-figures, Purdue is just 3-4.

MEDIA AVAILABILITY (Contact Chris Forman [cforman@purdue.edu] for details; subject to change).						
Wednesday February 4	Thursday February 5	Friday February 6	Saturday February 7	Sunday February 8	Monday February 9	Tuesday February 10
► GAMEDAY • vs. Ohio State • BTN • 6:30 pm (ET)	► Student-Athletes • 1:15 pm (ET)	► Painter Teleconf. • 11:15 am (ET)	► GAMEDAY • at Minnesota • BTN • 3:00 pm (ET)	• No Availability	► Big Ten Teleconf. • 10:40 am (ET) ► Painter Radio Show • 6:00 pm (ET)	► Painter Teleconf. • 11:15 am (ET) ► Student-Athletes • 1:15 pm (ET)

RESULTS UNDER PAINTER				
Date	Rank	Site	Result	Score
1-11-06	-- / 19	West Lafayette, Ind.	L	64-80
3-5-06	-- / 9	Columbus, Ohio	L	57-76
1-31-07	-- / 4	West Lafayette, Ind.	L	60-78
2-10-07	-- / 3	Columbus, Ohio	L	56-63
3-10-07	-- / 1	Chicago, Ill. (S)	L	52-63
1-12-08	-- / --	West Lafayette, Ind.	W	75-68
3-4-08	15 / --	Columbus, Ohio	L	77-80 •
2-3-09	12 / --	Columbus, Ohio	L	72-80
2-28-09	16 / --	West Lafayette, Ind.	W	75-50
3-15-09	24 / --	Indianapolis, Ind. (S)	W	65-61
1-12-10	6 / --	West Lafayette, Ind.	L	66-70
2-17-10	4 / 9	Columbus, Ohio	W	60-57
1-25-11	12 / 1	Columbus, Ohio	L	64-87
2-20-11	11 / 2	West Lafayette, Ind.	W	76-63
2-7-12	-- / 3	Columbus, Ohio	L	84-87
3-9-12	-- / 7	Indianapolis, Ind. (S)	L	71-88
1-8-13	-- / 15	West Lafayette, Ind.	L	64-74
12-31-13	-- / 3	West Lafayette, Ind.	L	69-78
2-8-14	-- / --	Columbus, Ohio	L	49-67
3-13-14	-- / 24	Indianapolis, Ind. (S)	L	61-63
5 - Big Ten Tournament				

**Big Ten Starts**

- Following Saturday's win over Northwestern, Purdue is now 6-3 in Big Ten play through nine games. It marks the fifth time in the last eight years that Purdue has been at least 6-3 under **Matt Painter** through eight league games.
- A win on Wednesday against Ohio State will give the Boilermakers a 7-3 mark through 10 league games, which will be tied for the second-best Big Ten start (through 10 games) under Painter (2007-08: 9-1).

**Nine-Game Big Ten Starts Under Painter**

Year	9 Games	10 Games	Final B1G	Final
2005-06	1-8	2-8	3-13	9-19
2006-07	4-5	5-5	9-7	22-12
2007-08	8-1	9-1	15-3	25-9
2008-09	6-3	6-4	11-7	27-10
2009-10	6-3	7-3	14-4	29-6
2010-11	7-2	7-3	14-4	26-8
2011-12	5-4	5-5	10-8	22-13
2012-13	4-5	5-5	8-10	16-18
2013-14	3-6	4-6	5-13	15-17
2014-15	6-3	???	???	???

**Vanquishing Ranked Teams**

- With Purdue's 83-67 win over No. 22-ranked Indiana last Wednesday night, Purdue has now defeated ranked teams in consecutive games for the first time since Feb. 16-20, 2011 (Wisconsin, Ohio State).
- Prior to the win over No. 25-ranked Iowa last Saturday, Purdue had lost 13 straight games against nationally-ranked opponents.
- Ohio State enters Wednesday's game ranked No. 20 in the latest Associated Press national poll. A win would give Purdue three straight wins over ranked teams for the first time since Jan. 28 - Feb. 17, 2010 (Wisconsin, Michigan State, Ohio State)
- The last time an unranked Purdue team won three consecutive games in the same season against nationally-ranked opponents came way back during the 1978-79 season (Jan. 11 - Feb. 18, 1979).

**Statistical Oddity**

- Halfway through Big Ten play, Purdue is closing in on a rare statistical oddity. Two different Boilermakers lead the league in field goal percentage. Freshman **Isaac Haas** leads the league in all games played in field goal percentage (.622), while junior **A.J. Hammons** leads in league games only in field goal percentage (.611).
- That has never happened before in Big Ten history.



### ■ Hammons Hopes For a Repeat Performance

- In last year's first meeting against No. 3-ranked Ohio State, **A.J. Hammons** had a career game to the tune of 18 points, 16 rebounds, five blocks and four assists.
- Since the 1999-00 season, there have been just 12 major-college players that have scored at least 15 points with 15 rebounds, five blocks and four assists in a game, and no-such games this year.
- He is the only major-college player in the last five years (since the start of the 2010-11 season) to reach those marks in a game.

### ► Major-College Players With 15 P, 15 R, 4 A, 5 B (since 1999-00)

Player (Team)	Date	P	R	A	B
<b>A.J. Hammons (Purdue)</b>	<b>12-31-13</b>	<b>18</b>	<b>16</b>	<b>4</b>	<b>5</b>
Omar Samhan (Saint Mary's)	11-17-09	17	16	4	5
Earl Clark (Louisville)	12-18-08	25	16	4	5
Luke Harangody (Notre Dame)	12-13-08	25	15	5	5
Mike Sweetney (Georgetown)	3-1-03	31	19	7	7
Mike Sweetney (Georgetown)	1-12-03	35	19	4	5
Curtis Borchardt (Stanford)	2-14-02	15	16	5	5
Mike Sweetney (Georgetown)	2-9-02	35	20	6	6
Michael Bradley (Villanova)	2-20-01	22	18	6	6
Dalron Johnson (UNLV)	1-3-01	21	16	5	8
Eddie Griffin (Seton Hall)	11-27-00	26	21	5	7
Joel Przybilla (Minnesota)	1-12-00	28	18	5	7
Marcus Goree (West Virginia)	1-4-00	15	18	4	6
Karim Shabazz (Providence)	12-27-99	25	15	5	10

- For his career against Ohio State, Hammons is averaging 14.3 PPG, 10.0 RPG and 3.3 BPG in four meetings.

### ■ Junior Leadership

- With the season at a crossroads and wins needed, juniors **Rapheal Davis** and **A.J. Hammons** have stepped up their games significantly.
- Over the last three games, which featured two wins over ranked teams, the pair has averaged 32.7 points per game (45.0 percent of team's scoring), 10.3 rebounds, 4.0 assists and 4.0 blocks per game, while committing just four turnovers between them.
- The pair is shooting 34-of-50 (.680) from the field and 26-of-35 (.743) from the free throw line. Hammons, in particular, is sizzling from the field, connecting on 16-of-19 shots (.842) from the field in that span.
- The duo has scored at least 30 combined points in each of the last three games, after doing so just once in the first 19 games (Missouri - 34).

### ■ Balancing Act

- Purdue has six players that average between 8.8 and 11.0 points per game and seven different players have led the team in scoring at least once this year.
- Those six players have all attempted at least 100 field goal attempts (between 119 and 188 attempts). Five of the six are shooting at least 50.0 percent from the field. Last year's team had just two players (Hammons and Smotherman) shoot at least 50.0 percent from the field.
- In conference games, Purdue has five players averaging between 8.4 and 13.1 points per game.

### ■ The Sparkplug

- When **Basil Smotherman** plays with energy, emotion and poise off the bench, he can provide a big lift for the Boilers.
- In the win over Iowa on Jan. 24, Smotherman scored a career-high 13 points with six rebounds while going 5-of-6 from the field and grabbed two big defensive rebounds late to clinch the game.
- Then in the win over Indiana, Smotherman went 4-of-4 from the field with four rebounds, two steals and an assist in 19 minutes.
- Over the last three games, Smotherman is averaging 7.7 PPG, 3.7 RPG and shooting 10-of-13 (.769) from the field in just 19.0 MPG.
- The shooting performance over the last three games has elevated his season percentage 103 points from 36.8 percent to 47.1 percent.

### ■ Davis States His Case For Secretary of Defense

- **Rapheal Davis** has become a lockdown defender and is stating his case to be named the Big Ten's Defensive Player of the Year.
- Just one player, Penn State's **D.J. Newbill**, has gone off against Davis. Otherwise, every player he has guarded he has shut down, including several of the Big Ten's top offensive players.

### ► Davis on the Defensive End

Opponent	Player (PPG Entering Game)	Stats
Missouri	Montague Gil-Cesar (15.5 PPG)	1-6 FGs, 2 pts.
Vanderbilt	Luke Kornet (12.4 PPG)	0-0 FGs, 0 pts.
Notre Dame	Jerian Grant (18.9 PPG)	3-13 FGs, 10 pts.
Minnesota	Andre Hollins (13.7 PPG)	2-10 FGs, 7 pts.
Michigan	Caris LeVert (15.2 PPG)	2-8 FGs, 6 pts.
Wisconsin	Sam Dekker (12.7 PPG)	2-7 FGs, 6 pts.
Maryland	Melo Trimble (16.3 PPG)	1-7 FGs, 11 pts.
Illinois	Kendrick Nunn (14.3 PPG)	4-15 FGs, 14 pts.
Iowa	Jarrod Uthoff (11.8 PPG)	2-14 FGs, 6 pts.
Indiana	James Blackmon, Jr. (16.5 PPG)	4-13 FGs, 13 pts.
Northwestern	Tre Demps (11.9 PPG)	6-18 FGs, 18 pts.

### ■ Big Ten Defensive Notes

- Purdue (6-3) is the only team in the Big Ten to rank in the top three of both field goal percentage (3rd) and field goal percentage defense (1st). The Boilermakers are shooting 46.1 percent from the field and allowing foes to shoot just 38.7 percent in league play.
- In conference play only, Purdue is first in effective field goal percentage defense (.439) and two-point percentage defense (.410).
- A year ago in Big Ten play, Purdue was ninth in field goal percentage (.406) and seventh in field goal percentage defense (.433).
- In league play only, Purdue has held five of its nine league opponents under 38.0 percent shooting from the field (Michigan, Maryland, Illinois, Iowa, Indiana). Amazingly, Purdue is just 3-2 in those three games.
- Purdue has allowed just one team in Big Ten play (Penn State) to score 70 points in a game, and the Nittany Lions needed overtime to reach 70 points.
- In the nine league games (regulation play only), Purdue has held all of its opponents under their pregame scoring average, limiting them to a combined 84.0 points below their season average (9.3 per game).
- In addition, the nine teams are a combined 585 points (65.0 pct. points / game) below their pregame average, as Penn State has been the only team to shoot its pregame FG pct. (shot .464; entered at .435).

### ► Purdue's Defense in Big Ten Play

Opponent	--Entering Game--		--vs. Purdue ----	
	FG Pct.	PPG	FG Pct.	Points
Minnesota	.499	83.1	.434	68
Michigan	.426	68.1	.319	51
Wisconsin	.495	75.1	.436	62
Maryland	.456	73.0	.375	69
Penn State	.435	70.1	.464	77
Illinois	.436	74.1	.350	66
Iowa	.421	69.7	.328	63
Indiana	.484	81.3	.379	67
Northwestern	.436	64.8	.418	60
Ohio State	.507	80.0		

- It's a far cry from when Purdue entered Big Ten play. In the three games leading up to the Big Ten season (Vanderbilt, Notre Dame, Gardner-Webb), Purdue allowed 88.0 points per game and foes shot 54.8 percent from the field and 55.4 percent from three-point range.

### ■ More Defensive Nuggets

- Purdue has held its opponents to 20 or fewer points in a half eight times already this year. Last year, it happened just three times all season.
- Purdue has forced 13 shot clock violations already this year.

## PURDUE vs. OHIO STATE | GAME 23

School	Overall	Pct.	Conf.	Pct.	Str.
Wisconsin	19-2	.905	7-1	.875	W-4
Maryland	18-4	.818	6-3	.667	L-1
Ohio State	17-5	.773	6-3	.667	W-3
Indiana	16-6	.727	6-3	.667	W-1
Michigan State	15-7	.682	6-3	.667	W-2
<b>PURDUE</b>	<b>14-8</b>	<b>.636</b>	<b>6-3</b>	<b>.667</b>	<b>W-3</b>
Michigan	13-9	.591	6-4	.600	L-1
Iowa	13-8	.619	4-4	.500	L-3
Illinois	14-8	.636	4-5	.444	W-1
Nebraska	12-9	.571	4-5	.444	L-2
Minnesota	14-9	.609	3-7	.300	W-1
Penn State	14-8	.636	2-7	.222	L-1
Rutgers	10-13	.435	2-8	.200	L-6
Northwestern	10-11	.476	1-7	.125	L-7

### Big Ten Schedule / Results (all times ET)

#### Tuesday, January 27

- Michigan 58, Nebraska 44

#### Wednesday, January 28

- Penn State 63, Minnesota 58
- PURDUE 83, Indiana 67

#### Thursday, January 29

- Michigan State 71, Rutgers 51
- Ohio State 80, Maryland 56

#### Saturday, January 31

- Wisconsin 74, Iowa 63
- Illinois 60, Penn State 58
- Indiana 72, Rutgers 64
- Minnesota 60, Nebraska 42
- PURDUE 68, Northwestern 60

#### Sunday, February 1

- Michigan State 76, Michigan 66

#### Tuesday, February 3

- Indiana at Wisconsin 7:00 PM
- Northwestern at Nebraska 7:30 PM
- Rutgers at Illinois 9:30 PM

#### Wednesday, February 4

- Ohio State at Purdue 6:30 PM
- Penn State at Maryland 8:30 PM

#### Thursday, February 5

- Iowa at Michigan 7:00 PM

#### Saturday, February 7

- Illinois at Michigan State 12:00 PM
- PURDUE at Minnesota 3:00 PM
- Nebraska at Penn State 4:00 PM
- Northwestern at Wisconsin 5:30 PM

#### Sunday, February 8

- Michigan at Indiana 1:00 PM
- Maryland at Iowa 3:15 PM
- Ohio State at Rutgers 5:30 PM

### Purdue Honors

- Big Ten Freshman of Week Vince Edwards (Nov. 17)
- Big Ten Freshman of Week Vince Edwards (Jan. 6)

## PURDUE PLAYERS VS. OHIO STATE

##	Player	GP	GS	Min	Avg	FG	FGA	Pct	3FG	FGA	Pct	FT	FTA	Pct	Off	Def	Tot	Avg	PF	FO	A	TO	Blk	Stl	Pts	Avg
20	A.J. Hammons	4	4	123	30.8	22	47	.468	0	1	.000	13	16	.813	13	27	40	10.0	12	0	5	12	13	2	57	14.3
21	Kendall Stephens	3	1	70	23.3	7	22	.318	4	13	.308	8	9	.889	0	2	2	0.7	1	0	3	1	1	1	26	8.7
5	Basil Smotherman	3	1	44	14.7	5	8	.625	0	0	.000	1	4	.250	3	7	10	3.3	6	0	0	1	0	3	11	3.7
35	Rapheal Davis	4	2	86	21.5	11	16	.688	3	4	.750	3	3	1.000	8	5	13	3.3	7	0	2	2	0	2	28	7.0
1	Bryson Scott	3	0	40	13.3	2	5	.400	0	0	.000	0	0	.000	1	8	9	3.0	6	0	2	5	0	1	4	1.3



► **MACKEY ARENA HISTORY**

<b>First Game</b>	Dec. 2, 1967; [1] UCLA 73, Purdue 71
<b>Games   Sellouts</b>	704   351
<b>Overall Record</b>	569-135 (.808)
<b>Non-Conference Record</b>	263-36 (.880)
<b>Big Ten Record</b>	306-99 (.756)
<b>Total Attendance (Avg.)</b>	9,297,693 (13,206)
<b>Most Wins / Season</b>	16 (2011, 2008, 2007)

**Mackey Arena Yearly Records**

Year	Overall	Pct.	B10	Pct.	Attn.	Avg.
1967-68	11-2	.846	7-0	1.000	180,102	13,854
1968-69	11-0	1.000	7-0	1.000	155,298	14,118
1969-70	11-1	.917	6-1	.857	169,476	14,123
1970-71	9-4	.692	5-2	.714	175,240	13,480
1971-72	8-4	.667	3-4	.429	164,412	13,701
1972-73	10-2	.833	5-2	.714	154,788	12,899
1973-74	12-2	.857	7-0	1.000	174,244	12,446
1974-75	11-1	.917	8-1	.889	164,448	13,704
1975-76	8-5	.615	6-3	.667	169,390	13,030
1976-77	11-3	.786	8-1	.889	192,738	13,767
1977-78	11-1	.917	9-0	1.000	159,300	13,275
1978-79	15-2	.882	8-1	.889	231,795	13,635
1979-80	15-2	.882	8-1	.889	234,345	13,785
1980-81	12-3	.800	6-3	.667	197,910	13,194
1981-82	12-4	.750	6-3	.667	213,040	13,315
1982-83	13-1	.929	8-1	.889	188,608	13,472
1983-84	12-1	.923	8-1	.889	173,147	13,319
1984-85	12-4	.750	6-3	.667	202,784	12,674
1985-86	13-2	.867	7-2	.778	200,085	13,339
1986-87	12-1	.923	8-1	.889	183,599	14,123
1987-88	15-1	.938	9-0	1.000	218,384	13,649
1988-89	11-3	.786	6-3	.667	197,722	14,123
1989-90	12-1	.923	8-1	.889	180,843	13,911
1990-91	11-5	.688	6-3	.667	223,664	13,979
1991-92	13-5	.722	5-4	.556	242,370	13,465
1992-93	9-5	.643	4-5	.444	197,722	14,123
1993-94	13-1	.929	8-1	.889	197,722	14,123
1994-95	12-1	.923	8-1	.889	183,599	14,123
1995-96	13-1	.929	8-1	.889	197,162	14,083
1996-97	11-3	.786	7-2	.778	196,770	14,055
1997-98	13-1	.929	7-1	.875	197,722	14,123
1998-99	12-4	.750	4-4	.500	225,968	14,123
1999-00	12-2	.857	7-1	.875	194,152	13,868
2000-01	11-7	.611	4-4	.500	215,244	11,958
2001-02	11-4	.733	5-3	.625	178,020	11,868
2002-03	14-1	.933	7-1	.875	158,280	10,552
2003-04	9-5	.643	4-4	.500	163,814	11,701
2004-05	6-9	.400	3-5	.375	175,215	11,681
2005-06	9-5	.643	3-5	.375	149,618	10,687
2006-07	16-1	.941	7-1	.875	199,733	11,749
2007-08	16-1	.941	9-0	1.000	209,865	12,345
2008-09	15-3	.833	7-2	.778	256,744	13,708
2009-10	14-2	.875	7-2	.778	218,896	13,681
2010-11	16-0	1.000	9-0	1.000	222,659	13,916
2011-12	13-4	.765	5-4	.556	226,504	13,324
2012-13	12-7	.632	5-4	.556	225,286	11,857
2013-14	12-5	.706	4-5	.444	216,553	12,738
2014-15	10-3	.769	4-1	.800	142,743	10,980

**vs. Big Ten Opponents**

Opponent	GP	W	L	Pct.	Str.
Illinois	41	30	11	.732	W-4
Indiana	43	31	12	.721	W-2
Iowa	42	32	10	.762	W-7
Maryland	1	0	1	.000	L-1
Michigan	44	28	16	.636	W-1
Michigan State	42	28	14	.667	L-3
Minnesota	44	38	6	.864	W-8
Nebraska	3	3	0	1.000	W-3
Northwestern	43	38	5	.884	L-1
Ohio State	42	25	17	.595	L-2
Penn State	19	17	2	.895	W-7
Rutgers	2	1	1	.500	W-1
Wisconsin	41	37	4	.902	L-2

**■ Strong Inside The Arc**

- The Boilermakers are shooting 176-of-328 (.537) from inside the three-point line in Big Ten play.
- In all games played, Purdue is 30th nationally in two-point field goal percentage (.527).

**■ Boiler Boardwork**

- After being outrebounded in three straight games, Purdue got back on the right side of the rebounding column, when it outrebounded Northwestern by a 33-28 advantage and allowing just nine offensive rebounds.
- Purdue's current rebound margin of +4.6 would rank as the fourth-best margin in school history. Three of the top nine margins have come during the last three years.

- During the **Matt Painter** era, Purdue's highest finish nationally was 34th (2012-13 season) and it has never finished in the top three of the Big Ten's rebound margin leaders under Painter.

**► Rebounding Numbers Under Painter**

Year	Margin	Purdue Rank	Big Rank	NCAA Rank
2005-06	+1.0	---	8th	152nd
2006-07	+1.2	---	8th	140th
2007-08	+0.2	---	9th	172nd
2008-09	-0.7	---	8th	207th
2009-10	-1.6	---	9th	241st
2010-11	+1.9	---	5th	121st
2011-12	-1.0	---	10th	221st
2012-13	+5.2	3rd	4th	34th
2013-14	+3.5	9th	4th	60th
2014-15	+4.6	4th	3rd	46th

**■ Boilers Take Care of the Rock**

- Over the last four games, Purdue is averaging just 9.3 turnovers per game and have 60 assists against 37 turnovers for an assist:turnover ratio of 1.62.
- Through the first 18 games of the year, Purdue averaged 13.5 turnovers per game.
- Purdue had five turnovers in the first nine minutes against Northwestern, but had just three in the final 31 minutes against the Wildcats.

**■ Boilers Connecting From The Field**

- Purdue ranks 57th nationally in field goal percentage (.463), which would rank as the highest ranking of the **Matt Painter** era.
- Over the last three games, Purdue is shooting 50.7 percent from the field, including a sizzling 62.4 percent from inside the three-point line.

**■ Imagine If These Start Falling**

- Over the last four games, Purdue is just 15-of-64 (.234) from three-point range, which coincides with the game that **Kendall Stephens** partially-dislocated his pinkie against Illinois.
- In Big Ten play only, Purdue is 13th in three-point percentage (.283). The percentage ranks 320th out of 350 teams in conference play.
- The Boilermakers shot 34.5 percent from three-point range in non-conference play, but has slipped to 28.3 percent in league games.
- Purdue is now on pace to shoot lower than 33.0 percent from three-point range for the third straight season. Last year's team shot 32.7 percent from deep, while the 2012-13 team shot 32.0 percent.

**► INSIDE THE NUMBERS**

- Purdue has won 73 straight games when scoring 90 or more points.
- Purdue is 54-7 under Painter when scoring at least 80 points in a game.
- Purdue is 127-28 under Painter when scoring at least 70 points in a game.
- When Purdue holds opponents to 59 points or less, the Boilermakers are 99-4 under Painter.
- Purdue is 82-11 under Painter when shooting at least 48.0 percent.
- Purdue is 169-26 under Painter when shooting a higher field goal percentage than its opponent.
- Purdue is 166-29 under Painter when leading at halftime; 30-84 when trailing (4-5 this year).
- Purdue is 145-23 under Painter when attempting more free throws than its opponent, including 12-0 this year.
- Purdue is 78-21 under Painter when at least four players score in double figures.
- Purdue is 84-8 under Coach Painter when winning both the rebound and turnover battles.
- Purdue is 5-6 on Saturdays and Mondays this year, but is 9-2 on every other day; Purdue owns a winning streak on every day but Monday (loss-1).
- Purdue is just 25-of-45 (.556) on and-one chances this season.
- In the first 11 games of the year, Purdue's freshman never scored less than 22 points; it has reached that twice (Penn State, Indiana) in Big Ten play.
- In six games that Purdue has allowed a run of 10-0 or larger, the Boilermakers have lost five of those games (lone win was Penn State).
- In two of its eight losses (North Florida, Gardner-Webb), Purdue has given up a 13-point lead it obtained in the first 10 minutes of the contest.
- In the last 54 games, head coach **Matt Painter** has started 19 different starting lineups.
- In games that Purdue won the opening tip, Purdue is 10-2 this year. In games it has lost the opening tip, Purdue is 4-6.

**■ Good On Both Ends**

- If it stays this way, it will be the first time in the **Matt Painter** era that Purdue has ranked in the top 100 nationally in both field goal percentage (57th) and field goal percentage defense (73rd).

**■ Starting to Connect With Charity**

- Over the last three games, Purdue is shooting 62-of-88 (.705) from the free throw line, averaging 20.7 made free throws and 29.3 free throw attempts per game.
- Purdue has outscored its opponents by 28 points at the free throw line during the last two games, an average of 14.0 points per game.

**■ The Magic Numbers**

- Purdue is 99-4 in the **Matt Painter** era when it holds foes to 59 points or less. When scoring 59 points or less, Purdue is 8-42.
- When Purdue scores 70 or more points under Painter, the Boilermakers are 127-28. When allowing 70 or more points, Purdue is 27-77.
- When Purdue shoots 48 percent in a game under Painter, Purdue is 82-11. When foes shoot 48 percent or better, Purdue is 13-52.
- When Purdue makes 10 or more three-pointers, the Boilermakers are 28-6. When opponents make 10 or more trifectas, Purdue is just 8-17.

**■ The Difference in Wins and Losses in Big Ten Play**

- Purdue's numbers in wins and losses during Big Ten play are interesting to say the least.

**► Wins and Losses in Big Ten Play (Nine Games)**

Category	Wins	Losses
Scoring Offense	72.7	57.3
Scoring Defense	64.3	65.7
Field Goal Percentage	.483	.422
Field Goal Percentage Defense	.390	.381
Three-Point Percentage	.293	.261
Three-Point Percentage Defense	.362	.273
Rebound Margin	+2.3	+1.3
Assists Per Game	16.3	11.7
Assist Percentage (A / FGM)	.676	.500

**■ The Difference Between This Year and Last in Big Ten Play**

- Through nine games in Big Ten play, Purdue has turned reversed its record from last year.

**► Comparing 2014 and 2015 in Big Ten Play**

Category	2013-14	2014-15
Record	3-6	6-3
Scoring Offense	66.8	67.6
Scoring Defense	70.8	64.8
Field Goal Percentage	.389	.461
Field Goal Percentage Defense	.430	.387
Three-Point Percentage	.289	.283
Three-Point Percentage Defense	.301	.336
Rebound Margin	+5.3	+2.0
Assists Per Game	12.3	14.8
Assist Percentage (A / FGM)	.521	.619
Turnovers Per Game	11.6	11.9
Assist/Turnover Ratio	1.07	1.24



### ■ Turnovers Also Limiting Growth

• Since the start of the 2012-13 season, Purdue has had 66 more turnovers than opponents in 88 games (+0.75). From 2006-07 to 2011-12, Purdue turned it over 792 times less than its opponent (-3.79).

### ■ Cardiac Kids

• Purdue has won four Big Ten games when trailing at halftime (11 to Minnesota; 8 vs. Michigan; 9 vs. Penn State; 1 vs. Northwestern).  
 • In Purdue's three Big Ten losses, Purdue was tied with Maryland, trailed by one to Wisconsin and trailed by two points at Illinois.  
 • In Purdue's win over Iowa, the Boilermakers overcame an eight-point deficit (10-2) early in the contest.  
 • In fact, Purdue is 4-2 in Big Ten play when trailing at halftime.

### ■ Paint Patrol

• The Boilermakers are averaging 35.5 points per game in the paint (780 total points), accounting for 48.8 percent of their scoring while outscoring foes by 264 points (12.0 PPG).  
 • During Big Ten play only, Purdue has outscored its foes, 306-204, in the paint (34.0 to 22.7 points per game; 11.3 points per game).  
 • Purdue has outscored its opponent in the paint in every game but two (Kansas State, Notre Dame).

### ■ May I Assist You With That?

• Purdue ranks 32nd nationally in assist percentage (assists per field goals made) at 61.4 percent (345 assists, 562 FGM). Last year, Purdue assisted on just 51.0 percent of its made field goals to rank 184th nationally in that category.  
 • Purdue has seven players with at least 26 assists and three with at least 50 helpers, but despite ranking fourth in the league in assists, has no players ranked in the top 15 (all games played) in assists.  
 • Purdue is averaging 15.7 assists per game to rank 26th in the country. Over the last three years, Purdue has ranked 118th, 110th and 138th in assist average. During the Painter era, Purdue has finished in the nation's top 50 in assists per game just once (2011; 20th).

### ■ Freshmen Leading the Way

• When **Vince Edwards** leads the team in scoring, Purdue is 5-0. When he leads the team in rebounding, the Boilermakers are 5-1.  
 • Purdue's freshman class has been nothing short of outstanding this year, averaging 25.5 points per game and accounting for 562 points, roughly 35.1 percent of Purdue's scoring.  
 • The five-member class is shooting a combined 202-of-429 (.471) from the field, while grabbing 274 rebounds (12.5 rpg) and having 126 assists (5.7 apg) against just 101 turnovers (1.25 ratio).  
 • In a 32-game season, the group is on pace for 817 points, which would rank as the fifth-highest scoring freshman class in school history. The "Baby Boilers" of 2007-08 (Moore, Hummel, Johnson) is first at 1,267 points.

### ■ Double Your Pleasure, Double Your Fun

• In games that both **A.J. Hammons** and **Isaac Haas** reach double-figures, Purdue is 6-3. The duo has each reached double-figures in nine of the last 16 games.  
 • When **Rapheal Davis** and **A.J. Hammons** each reach double-figures, Purdue is 6-1 (loss to Gardner-Webb).

### ■ Hammons Nearing Elite Milestone

• **A.J. Hammons** needs just 65 points and 32 rebounds to become the sixth player in school history to have 1,000 points and 600 rebounds by the end of his junior year.

Player	Years	Pts.	Rebs.
Terry Dischinger	1960-61	1,253	636
Walter Jordan	1975-77	1,453	652
Joe Barry Carroll	1977-79	1,439	846
Glenn Robinson	1993-94	1,706	602
Robbie Hummel	2008-10	1,199	611
<b>A.J. Hammons</b>	<b>2013-pres.</b>	<b>935</b>	<b>568</b>

### ■ Road Warriors

• Purdue's 38 "true" road wins since the 2007-08 season are the fourth most in the Big Ten (Michigan State, Wisconsin, Ohio State). These four programs are the only Big Ten schools with a winning percentage greater than 40.0 percent on the road during that span.

Team	2008	2009	2010	2011	2012	2013	2014	2015	Total
Wis.	10-2	4-7	5-5	5-6	7-4	5-6	8-3	6-1	50-34
Mich. St.	4-6	9-1	9-4	2-8	7-4	6-5	7-3	3-3	48-34
Ohio St.	3-8	4-6	6-5	9-2	7-4	5-5	5-5	2-3	41-38
PURDUE	6-5	5-5	8-2	7-5	5-5	4-7	2-8	2-3	39-40
Mich.	2-10	3-8	3-7	5-5	5-6	5-5	7-4	2-4	32-49
Illini	3-8	5-5	6-6	3-7	3-7	5-6	6-7	1-5	32-51
N'west.	4-10	4-9	2-9	5-9	4-8	3-7	5-7	2-4	29-63
Minny	4-8	4-6	3-7	3-7	6-6	3-8	3-7	1-5	27-54
Indiana	7-2	0-11	1-8	0-11	5-6	7-2	2-8	2-3	24-51
Penn St.	2-8	6-6	3-8	3-8	1-11	1-9	5-7	2-5	23-62
Iowa	3-8	1-11	1-10	2-9	3-10	2-8	4-6	3-2	19-64
Nebraska					3-9	2-10	3-8	1-6	9-33
Maryland								3-3	3-3
Rutgers							2-6	2-6	2-6

### ► CAREER LEADERS

POINTS	GP	Pts.
A.J. Hammons	87	935
Jon Ocateus	89	789
Rapheal Davis	88	624
Kendall Stephens	54	473
Bryson Scott	50	282
Basil Smotherman	54	215
Vince Edwards	22	211
Isaac Haas	22	203

REBOUNDS	GP	Rebs.
A.J. Hammons	87	568
Jon Ocateus	89	346
Rapheal Davis	88	331
Basil Smotherman	54	158
Kendall Stephens	54	115
Vince Edwards	22	114
Bryson Scott	50	114

ASSISTS	GP	Asss.
Jon Ocateus	89	177
Rapheal Davis	88	128
Bryson Scott	50	70
Kendall Stephens	50	65
Vince Edwards	22	59
A.J. Hammons	87	57

STEALS	GP	Stls.
Jon Ocateus	89	68
Rapheal Davis	88	54
A.J. Hammons	87	32
Bryson Scott	50	45
Kendall Stephens	54	26

BLOCKED SHOTS	GP	Blks.
A.J. Hammons	87	222
Kendall Stephens	54	20
Rapheal Davis	88	20
Isaac Haas	22	19
Jon Ocateus	89	12

TURNOVERS	GP	TOs
A.J. Hammons	87	181
Jon Ocateus	89	107
Rapheal Davis	88	100
Bryson Scott	50	65
Kendall Stephens	54	52

MINUTES PLAYED	GP	Mins.
Jon Ocateus	89	2,364
A.J. Hammons	87	2,056
Rapheal Davis	88	1,877
Kendall Stephens	54	1,180

GAMES PLAYED / STARTED	GP	GS
Jon Ocateus	89	55
Rapheal Davis	88	54
A.J. Hammons	87	63
Kendall Stephens	54	32
Basil Smotherman	54	16
Bryson Scott	50	3
Neal Beshears	27	0
Stephen Toyra	24	0
Vince Edwards	22	21
Isaac Haas	22	11
Dakota Mathias	22	5
P.J. Thompson	21	1
Jon McKeeman	11	0
Jacquil Taylor	6	0

### OTHER LEADERS

Field Goals Made:	A.J. Hammons	351
Field Goal Attempts:	A.J. Hammons	695
Three-Pointers Made:	Kendall Stephens	114
Three-Point Attempts:	Kendall Stephens	300
Free Throws Made:	Jon Ocateus	254
Free Throw Attempts:	A.J. Hammons	341



**P** ▶ BIG TEN / NCAA LEADERBOARD

**Big Ten / NCAA Rankings (Teams)**

Category	[-----ALL GAMES-----]			[B1G Gms.-]	
	Overall	B1G	NCAA	B1G	Rank
Offensive Rebound Pct.	.366	1st	26th	.345	3rd
Blocked Shots	5.4	1st	17th	4.3	3rd
Offensive Rebounds	12.0	3rd	88th	10.6	6th
Rebound Margin	+4.6	3rd	46th	+2.0	4th
Assists	15.7	4th	26th	14.8	2nd
Field Goal Percentage	.463	6th	57th	.461	3rd
Field Goal Pct. Defense	.401	6th	73rd	.387	1st
Defensive Rebound Pct.	.689	8th	177th	.655	12th
Scoring Offense	72.8	7th	67th	67.8	5th
Turnover Margin	+0.00	8th	184th	-1.3	11th
Scoring Margin	+7.7	8th	69th	+3.0	4th
Assist/Turnover Ratio	1.2	6th	55th	1.2	4th
Steals	5.6	10th	250th	4.9	8th
Three-Point Percentage	.322	11th	242th	.283	13th
Scoring Defense	65.0	11th	149th	64.8	4th
Free Throw Percentage	.679	11th	211rd	.665	10th
Three-Pointers Per Game	5.5	12th	234th	4.3	14th
Turnovers Per Game	12.7	11th	166th	11.9	10th
Three-Point Pct. Defense	.361	13th	267th	.336	6th

▶ Rankings are through games played February 2.

**Big Ten Rankings (Individuals)**

Category	[-----ALL GAMES-----]			[B1G Gms.-]	
	Overall	B1G	NCAA	B1G	Rank
<b>Jon Octeus</b>					
Field Goal Percentage	.504	13th		.508	10th
Steals				1.7	6th
Assist/Turnover Ratio				1.8	10th
Assists				3.0	12th
Defensive Rebounds				4.1	15th
Rebounding				5.6	17th
<b>A.J. Hammons</b>					
Blocked Shots	2.7	1st	21st	2.3	1st
Field Goal Percentage	.514	11th		.611	1st
Rebounding	6.1	15th		7.2	5th
Defensive Rebounds				5.1	6th
Offensive Rebounds	2.3	5th		2.1	7th
Scoring	11.0	29th		12.4	25th
<b>Vince Edwards</b>					
Offensive Rebounds	2.2	7th			
Field Goal Percentage	.506	12th			
Assist/Turnover Ratio				1.9	9th
Assists				3.3	9th
Free Throw Percentage				.792	14th
<b>Kendall Stephens</b>					
Three-Pointers / Game	2.3	7th		1.9	12th
<b>Isaac Haas</b>					
Field Goal Percentage	.622	1st			
Blocked Shots				0.9	13th
<b>Rapheal Davis</b>					
Field Goal Percentage	.500	15th		.494	11th
Minutes Played				35.1	9th
Scoring				13.1	22nd

▶ Rankings are through games played February 2.

**Advanced Statistics**

Category	Overall	B1G	NCAA
Block Pct. (defense)	14.3	2nd	24th
Off. Rebound Pct.	36.6	1st	26th
Assists / FGM	61.4	3rd	32nd
Pts. / Possession (offense)	1.06	5th	44th
FTA / FGA	43.1	2nd	44th
Adjusted Off. Efficiency	108.8	6th	53rd
Block Pct. (offense)	7.7	6th	55th
Pct. of Points (2-Ptrs.)	55.3	3rd	62nd
Effective FG Pct. (defense)	45.7	5th	68th
Pts. / Possession (defense)	0.95	8th	77th
Avg. Possession Length (off.)	17.4	7th	79th
Effective FG Pct. (offense)	51.2	6th	80th
Bench Minutes (Pct.)	35.7	3rd	101st
Adjusted Def. Efficiency	98.0	12th	104th
Pct. of Points (FTs)	22.2	4th	115th
Def. Rebound Pct.	68.9	8th	177th
Avg. Possession Length (def.)	18.6	7th	232nd
3PA / FGA	30.7	13th	263rd
Pct. of Points (3-Ptrs.)	22.5	14th	300th
Experience (Yrs.)	1.15	12th	319th

▶ Stats are from either BBState.com or KenPom.com; through Feb. 2.

**P** ▶ PLAYER UPDATES

■ #0 - Jon Octeus

- Broke out of a 2-game slump with 14 points, seven rebounds, three steals and two assists against Northwestern; prev. two games, 3.5 PPG, 3.5 RPG.
- Over the last two seasons (54 games), Octeus is averaging 11.5 PPG, 4.7 RPG and 2.4 APG while boasting a 1.89 assist:turnover ratio (132:70).
- Has grabbed at least six rebounds in five-of-10 Big Ten games.
- Started the year 1-of-6 from three-point range in the first nine games; in the last 13 games, is 8-of-20 (.400) from long distance.
- Needs 11 points for 800 in his career, having played just 89 career games (three seasons).

■ #1 - Bryson Scott

- Earned his first start of the season, and third of his career, in the win over Minnesota; in games he starts during his career, Purdue is 3-0.
- After averaging just 1.3 minutes per game in three appearances from Jan. 3 to Jan. 24, has averaged 14.5 minutes per game the last two outings.
- Has 45 points in 89 minutes over his last nine appearances. His 11 points vs. Indiana were his first points in Big Ten play.
- Owns 14 double-figure scoring games in his career. Purdue is just 5-9 when he scores in double-figures.
- Has 26 assists against 19 turnovers this year (1.37 ratio) after having 44 assists vs. 46 turnovers last year; in the last 20 games, has 25:14 ratio (1.79).

■ #3 - P.J. Thompson

- Did not play against Northwestern. It was his first DNP of his career.
- Has scored just six points in his last eight games, going 3-of-13 (.231) from the field and dishing out just four assists against six turnovers.
- Owns a 2.25 assist:turnover ratio (27:12). Has zero turnovers in his last two games (21 minutes) after having three in nine mins. vs. Illinois & Penn St.
- Shooting just 10-of-40 (.250) from three-point range; is just 4-of-21 (.190) in his last 12 games.

■ #5 - Basil Smotherman

- Entered the Iowa game having scored just one point in 37 minutes during Big Ten play; scored c-high 13 points (5-6 FGs) in 25 minutes vs. Iowa.
- In the last three games, Smotherman is 10-of-13 (.769) from the field and averaging 7.7 PPG, 3.7 RPG and 1.0 SPG in just 19.0 MPG.
- During the first 10 games of the season, Smotherman went 7-of-22 (.318) from the field; over the last 12 games, he is 17-of-29 (.586) FGs.
- Owns a 2.43 assist:turnover ratio (17:7) after having a 1.24 (21:17) ratio a year ago.
- Shooting 62.3 percent (86-of-138) from inside the three-point line for his career; just 12.0 percent (3-of-25) behind it.

■ #12 - Vince Edwards

- One of two freshmen nationally (Texas' Myles Turner) to have at least 26 points, eight rebounds and three blocked shots in a game this year.
- Purdue is 6-1 when he scores 10 or more points in a contest (Illinois) and 5-0 when he leads the team in scoring.
- Averaging 8.4 PPG, 3.4 RPG and 3.8 APG while shooting 15-of-34 (.441) from the field in the last five games.
- Has dished out at least two assists in each of the last 10 games. Over the last four games, averaging 4.3 APG (17 assists vs. 8 turnovers).
- Only freshman in America to average 9.0 PPG, 5.0 RPG and 2.5 APG while shooting 50.0 percent from the field.
- Just one freshman in Purdue school history has averaged at least 9.0 PPG, 5.0 RPG and 2.5 APG (Robbie Hummel - 2008).

■ #20 - A.J. Hammons

- One of three players in school history (Joe Barry Carroll, Jajuan Johnson) with 900 points, 500 rebounds and 200 career blocked shots.
- Averaging 13.3 PPG, 5.0 RPG and 3.3 BPG in 25.3 MPG over the last three games, while shooting 16-of-19 (.842) from the field.
- Surpassed 900 career points vs. Iowa; on pace (season average) to score 1,000th career point on March 1 vs. Ohio State.
- Has recorded 12 career double-doubles, 11 of which have come against Big Ten opposition.
- One of six active players with 900 career points, 500 career rebounds, 200 career blocks.
- Averages 12.0 PPG and 7.2 RPG in Big Ten play for his career (45 games); in non-conference action, averaging 9.4 PPG and 5.8 RPG (42 games).

■ #21 - Kendall Stephens

- Struggled with a partially-dislocated pinkie finger on non-shooting hand over the last four games (3-of-21 FGs; 2.3 PPG, 18.5 MPG).
- Prior to injury vs. Illinois, Stephens was 48-of-112 (.429) from three-point range. Since injury, he is 2-of-15 (.133) from long distance.
- Stephens has made at least three trifectas in 18 of his 54 career games. He has made at least one three-pointer in 47-of-54 career games.
- Became the 21st player in school history with 100 career three-pointers, now with 114; needs 6 three-pointers to move into 15th on career 3PM list.
- Has three of Purdue's eight 20-point games this year; scored in double figures 10 times this year (6-4), 21 times for his career (11-10).
- Hit a game-tying, stepback three-pointer off his own offensive rebound to send game into overtime against Penn State.

■ #31 - Dakota Mathias

- Had one of his better games of the year against Indiana, with seven points and three rebounds in 18 minutes (2-5 FGs).
- Has started the last three games, averaging 3.0 PPG, 3.0 RPG and 1.3 APG in 22.0 MPG (3-of-14 FGs; 1-of-9 3Ps).
- In five starts, Mathias is avg. 3.8 PPG while shooting 2-of-11 (.182) from deep; is avg. 3.8 PPG while shooting 17-of-52 (.327) from deep off the bench.
- Needs three three-pointers to move into 10th on the Purdue freshman single-season three-pointers made list (19; needs 22 to tie Chad Austin).
- Coach Painter calls him the best passer he has ever coached.

■ #35 - Rapheal Davis

- Has become one of the top defenders in the Big Ten; held Andre Hollins, Sam Dekker, Caris LeVert and Jarrod Uthoff significantly below their averages.
- Averaging 18.0 PPG, 5.5 RPG and 2.3 APG over the last four games, while shooting 24-of-44 (.545) from the field.
- Has played at least 33 minutes in each of the last eight games, and has missed just 12 minutes of action over the last four contests (148-of-160).
- Is 6-of-10 (.600) from three-point range in last four games; went 2-of-17 (.118) in first 18 games.
- Has three games this year where he has made at least 10 free throws (14 vs. Missouri, 10 vs. BYU, 10 vs. Minnesota).
- Recorded his second career double-double vs. Gardner-Webb, with 13 points and a career-high 12 rebounds.

■ #44 - Isaac Haas

- 8th nationally among freshmen in FTAs (105). 1-of-2 players nationally (all classes) with 90-plus FTAs in under 20.0 MPG (Kentucky's Dakari Johnson).
- His 105 free throw attempts are the eith most by a freshman in school history; on pace for 152, which would rank second on the chart.
- Shooting 62.2 percent from the field (74-of-119), a number that ranks 7th on the Purdue season field goal percentage list, and leads the Big Ten.
- Has had 12 turnovers and 24 personal fouls in 119 minutes action during Big Ten play (4.0 turnovers and 8.1 fouls / 40 minutes).
- Just three double-figure scoring games (Wisconsin, Iowa, Northwestern) in Big Ten play; 10 double-figure scoring efforts in his first 13 games.



## Head Coach Matt Painter

- **Record at Purdue:** 205-120 (.631) / 10th year
- **Career Record:** 230-125 (.648) / 11th year
- **Big Ten Record:** 95-72 (.569)

• With a pair of Sweet 16 appearances, six NCAA Tournament berths, Big Ten regular-season and tournament titles and an international gold medal on his résumé, 10th-year head coach Matt Painter is widely regarded as one of the brightest minds in all of college basketball.

• Painter affirmed his long-term commitment to Purdue in March of 2011, agreeing to a new eight-year contract that will keep him in West Lafayette through at least the 2018-19 season.

• Painter has averaged over 21 wins per season during his tenure at the helm of the Purdue program, including at least 20 victories in six of those seasons.

• Painter's tenure has seen Purdue basketball restore its status among the upper echelon of college basketball programs. The last eight years have seen six 20-win seasons and NCAA Tournament berths, two Sweet 16 appearances, a regular-season Big Ten title and a Big Ten Tournament crown.

• The three winningest classes in program history are the classes of 2011, 2012 and 2010, respectively, and five of the 10 winningest individual players Purdue has ever seen have come from the Painter ranks. Success, however, didn't happen overnight.

• Painter officially became the 18th head men's basketball coach in Purdue history on April 1, 2005, and immediately set about laying the groundwork for a dramatic reversal in the program's fortunes.

• The Boilermakers were at their best during the 2009 postseason run, rattling off double-digit victories over Penn State and Illinois to reach the Big Ten Tournament final, where they dispatched Ohio State, 65-61, to earn the first conference tournament crown in program history.

• Painter has also resurrected Mackey Arena as one of the country's best home-court advantages, piling up a 123-28 (.815) record at home over the last nine seasons, including a remarkable 67-5 (.931) record against non-conference opponents.

• Painter has been named Big Ten Coach of the Year three times in the last six seasons, earning the consensus award in 2008 and 2011, and winning the coaches' vote in 2010. He is one of only six men to win the award more at least three times since its inception in 1974.

• Painter has seen a total of 21 players earn a combined 38 Academic All-Big Ten honors during his tenure as head coach. Painter has also mentored an Academic All-American, as Moore earned second-team honors during the 2009-10 season.

• In addition, the program has received the NCAA Public Recognition Award for posting a multi-year academic progress rate among the top 10 percent. Purdue has had an APR of at least .985 in each of the last three years, one of two schools in the Big Ten that can stake that claim (Michigan).

## PURDUE BIG TEN AND NCAA STATISTICAL CHAMPIONS UNDER PAINTER

### 2005-06

- Bryant Dillon – Big Ten three-point field goal percentage, conference games only (.500)

### 2006-07

- Chris Lutz – Big Ten three-point field goal percentage, all games (.472)

### 2007-08

- Big Ten three-point field goal percentage, all games (.373)
- Big Ten three-point field goal percentage, conference games only (.396)
- Big Ten three-point field goals per game, conference games only (8.39)
- Big Ten turnover margin, all games (+4.62)
- Big Ten turnover margin, conference games only (+5.11)
- Big Ten steals per game, conference games only (8.39)
- Robbie Hummel – Big Ten three-point field goal percentage, conference games only (.476)
- Chris Kramer – Big Ten steals per game, all games (2.27)
- Chris Kramer – Big Ten steals per game, conference games only (2.56)

### 2008-09

- Big Ten scoring margin, all games (+9.3)
- Big Ten field goal percentage defense, all games (.391)
- JaJuan Johnson – Big Ten blocks per game, all games (2.11)
- JaJuan Johnson – Big Ten blocks per game, conference games only (2.28)
- Chris Kramer – Big Ten steals per game, all games (2.14)
- Chris Kramer – Big Ten steals per game, conference games only (2.06)

### 2009-10

- Big Ten field goal percentage defense, all games (.399)
- Big Ten turnover margin, all games (+4.80)
- Robbie Hummel – Big Ten free throw percentage, all games (.902)
- JaJuan Johnson – Big Ten blocks per game, conference games only (2.00)

### 2010-11

- JaJuan Johnson – Big Ten scoring, all games (20.5)
- JaJuan Johnson – Big Ten scoring, conference games only (20.7)
- JaJuan Johnson – Big Ten blocks per game, all games (2.32)
- JaJuan Johnson – Big Ten blocks per game, conference games only (2.50)

### 2011-12

- NCAA turnovers per game (8.7)
- Big Ten turnover margin, all games (+3.83)
- Big Ten turnover margin, conference games only (+3.39)
- Big Ten assist-to-turnover ratio, all games (1.5)
- Big Ten assist-to-turnover ratio, conference games only (1.6)
- Lewis Jackson – Big Ten assist-to-turnover ratio, conference games only (2.8)

### 2013-14

- Big Ten blocked shots, all games (5.3)
- Big Ten offensive rebounds per game, all games (13.9)
- Big Ten offensive rebounds per game, conference games only (13.6)
- Big Ten defensive rebounds per game, conference games only (25.6)
- Big Ten defensive rebound percentage, conference games only (.735)
- A.J. Hammons – Big Ten blocked shots, all games (3.1)
- A.J. Hammons – Big Ten blocked shots, conference games only (2.6)



## HEAD COACH MATT PAINTER

**Born** Aug. 27, 1970  
**Hometown** Muncie, Indiana  
**High School** Delta High School  
**Degree** Purdue (1993)  
**Master's** Eastern Illinois (1998)

### FAMILY

**Daughter** Maggie  
**Daughter** Emma  
**Son** Brayden

### Coaching Experience

Years	School, Position
1994	Wash. & Jefferson, asst. coach
1995	Barton College, asst. coach
1996-98	Eastern Illinois, asst. coach
1999-03	Southern Illinois, asst. coach
2004	Southern Illinois, head coach
2005	Purdue, assoc. head coach
2006-pres.	Purdue, head coach

### Playing Experience

**Years**  
 1990-93 Purdue  
 -- Honorable mention All-Big Ten, 1993

### Coaching Honors

2004	Missouri Valley Coach of the Year
2004	District V Coach of the Year (USBWA)
2008	Big Ten Coach of the Year
2008	District 10 Coach of the Year (NABC)
2008	Naismith Coach of the Year Finalist
2008	Jim Phelan Coach of the Year Finalist
2008	Skip Prosser Man of the Year Finalist
2008	Henry Iba Award Nominee
2009	Henry Iba Award Nominee
2010	Big Ten Coach of the Year
2010	District V Coach of the Year (USBWA)
2010	District 7 Coach of the Year (NABC)
2010	Jim Phelan Coach of the Year Finalist
2011	Big Ten Coach of the Year
2011	District V Coach of the Year (USBWA)
2011	District 7 Coach of the Year (NABC)
2011	Jim Phelan Coach of the Year Finalist

### Coaching Tree

**Travis Carroll**  
 • Assistant Coach at Indianapolis University

**Tarrance Crump**  
 • Assistant Director of Operations at Univ. of California

**Paul Lusk**  
 • Head coach at Missouri State University

**Cuonzo Martin**  
 • Head coach at University of California

**Rick Ray**  
 • Head coach at Mississippi State University

**Micah Shrewsbury**  
 • Assistant Coach with the Boston Celtics



## ► YEAR-BY-YEAR COACHING RECORD

Year	School	Overall	Pct.	Conf.	Pct.	Postseason
2003-04	Southern Illinois	25-5	.833	17-1	.944	NCAA (0-1)
2005-06	Purdue	9-19	.321	3-13	.188	
2006-07	Purdue	22-12	.647	9-7	.563	NCAA (1-1)
2007-08	Purdue	25-9	.735	15-3	.833	NCAA (1-1)
2008-09	Purdue	27-10	.730	11-7	.611	NCAA (2-1)
2009-10	Purdue	29-6	.829	14-4	.778	NCAA (2-1)
2010-11	Purdue	26-8	.765	14-4	.778	NCAA (1-1)
2011-12	Purdue	22-13	.629	10-8	.556	NCAA (1-1)
2012-13	Purdue	16-18	.471	8-10	.444	CBI (1-1)
2013-14	Purdue	15-17	.469	5-13	.278	
2014-15	Purdue	14-8	.636	6-3	.667	
<b>Southern Illinois (1)</b>		<b>25-5</b>	<b>.833</b>	<b>17-1</b>	<b>.944</b>	<b>1 NCAA (0-1)</b>
<b>Purdue (10th)</b>		<b>205-120</b>	<b>.631</b>	<b>95-72</b>	<b>.569</b>	<b>6 NCAA (8-6)</b>
<b>Career (11th)</b>		<b>230-125</b>	<b>.648</b>	<b>112-73</b>	<b>.605</b>	<b>7 NCAA (8-7)</b>
<b>Postseason Record</b>		<b>16-17</b>	<b>.485</b>			
<b>MVC Tournament</b>		<b>1-1</b>	<b>.500</b>			
<b>Big Ten Tournament</b>		<b>6-8</b>	<b>.429</b>			
<b>NCAA Tournament</b>		<b>8-7</b>	<b>.533</b>			
<b>CBI Invitational</b>		<b>1-1</b>	<b>.500</b>			

### Milestone Victories

Win	Score	Opponent	Date
1	67-62	Wyoming	11-22-03
26	82-75	Wofford (First at Purdue)	11-19-05
<b>-- FIRST WIN AT PURDUE</b>			
50	62-38	Michigan State	2-7-07
100	49-45	Iowa	2-14-09
106	65-61	Ohio State	3-15-09
<b>-- 2009 BIG TEN TOURNAMENT CHAMPIONSHIP</b>			
150	82-69	Northwestern	12-31-10
200	89-73	Minnesota	3-9-13
225	72-68	Minnesota	12-31-14
<b>-- 200TH WIN AT PURDUE</b>			

### NBA Draft Picks Under Painter

2007	Carl Landry, 31st to Seattle
2011	Jajuan Johnson, 27th to Boston via New Jersey
2011	E'Twaun Moore, 55th overall to Boston
2012	Robbie Hummel, 58th to Minnesota

### All-Americans Under Painter

2010	Robbie Hummel, 2nd (NABC) / HM (AP)
2010	E'Twaun Moore, HM (AP)
2011	Jajuan Johnson, consensus
2011	E'Twaun Moore, 3rd (NABC) / HM (AP)
2012	Robbie Hummel, HM (AP)

### Painter's Home Record at Purdue

Year	Non-Conf.	Big Ten	Overall
2005-06	6-0	3-5	9-5
2006-07	9-0	7-1	16-1
2007-08	7-1	9-0	16-1
2008-09	8-1	7-2	15-3
2009-10	7-0	7-2	14-2
2010-11	7-0	9-0	16-0
2011-12	8-0	5-4	13-4
2012-13	7-3	5-4	12-7
2013-14	8-0	4-5	12-5
2014-15	6-2	4-1	10-3
<b>TOTALS</b>	<b>73-7</b> (.913)	<b>60-24</b> (.714)	<b>133-31</b> (.811)

## ► PAINTER AMONG BIG TEN / PURDUE ELITE

### Big Ten Coach of the Year Honors

7	Gene Keady	Purdue
5	Bobby Knight	Indiana
3	<b>Matt Painter</b>	<b>Purdue</b>
3	Tom Izzo	Michigan State
3	Bo Ryan	Wisconsin
3	Thad Matta	Ohio State

### Wins Over AP Top 25 Teams (27)

Date	Opponent	Site	Result
2-11-06	[22] Michigan	Home	W, 84-70
11-29-06	[25] Virginia	Home	W, 61-59
2-15-07	[24] Indiana	Home	W, 81-68
12-15-07	[22] Louisville	N1	W, 67-59
1-26-08	[11] Wisconsin	Home	W, 60-56
2-9-08	[8] Wisconsin	Away	W, 72-67
2-12-08	[10] Michigan State	Home	W, 60-54
12-20-08	[22] Davidson	N1	W, 76-58
1-22-09	[21] Minnesota	Away	W, 70-62
2-17-09	[6] Michigan State	Home	W, 72-54
3-21-09	[15] Washington	N2#	W, 76-74
11-23-09	[9] Tennessee	N3	W, 73-72
1-1-10	[6] West Virginia	Home	W, 77-62
1-28-10	[16] Wisconsin	Home	W, 60-57
2-9-10	[10] Michigan State	Away	W, 76-64
2-17-10	[9] Ohio State	Away	W, 68-57
3-21-10	[23] Texas A&M	N4#	W, 63-61
1-22-11	[17] Michigan State	Home	W, 86-76
1-29-11	[16] Minnesota	Home	W, 73-61
2-16-11	[10] Wisconsin	Home	W, 70-62
2-20-11	[2] Ohio State	Home	W, 76-63
2-25-12	[11] Michigan	Away	W, 75-61
3-16-12	[24] Saint Mary's	N5#	W, 72-69
1-2-13	[11] Illinois	Home	W, 68-61
3-3-13	[17] Wisconsin	Away	W, 69-56
1-24-15	[25] Iowa	Home	W, 67-63
1-28-15	[22] Indiana	Home	W, 83-67

#### # - NCAA Tournament

**N1 - Indianapolis, Ind.**

**N2 - Portland, Ore.**

**N3 - St. Thomas, US Virgin Islands**

**N4 - Spokane, Wash.**

**N5 - Omaha, Neb.**

### Most Victories at Purdue

Coach	Yrs.	Gms.	W	L
Gene Keady	25	782	512	270
Ward Lambert	29	523	371	152
<b>Matt Painter</b>	<b>10th</b>	<b>325</b>	<b>205</b>	<b>120</b>

### Most Games Coached at Purdue

Coach	Yrs.	Gms.	W	L
Gene Keady	25	782	512	270
Ward Lambert	29	523	371	152
Ray Eddy	15	340	176	164
<b>Matt Painter</b>	<b>10th</b>	<b>325</b>	<b>205</b>	<b>120</b>

## ► PAINTER VS. ALL OPPONENTS

Opponent	SIU	Purdue	Overall
Alabama	0-1	2-1	2-2
Alcorn State	0-0	1-0	1-0
Arkansas State	0-0	1-0	1-0
Arkansas-Pine Bluff	0-0	1-0	1-0
Austin Peay	0-0	1-0	1-0
Ball State	0-0	4-0	4-0
Baylor	0-0	1-0	1-0
Bethune-Cookman	0-0	1-0	1-0
Boston College	0-0	2-0	2-0
Bradley	2-0	0-0	2-0
Bucknell	0-0	0-1	0-1
Buffalo	0-0	1-0	1-0
Butler	0-0	0-3	0-3
BYU	0-0	1-0	1-0
Cal State-Northridge	0-0	1-0	1-0
Central Connecticut State	0-0	1-0	1-0
Central Michigan	0-0	1-0	1-0
Charlotte	0-1	0-0	0-1
Chicago State	0-0	1-0	1-0
Clemson	0-0	1-1	1-1
Connecticut	0-0	0-1	0-1
Coppin State	0-0	2-0	2-0
Creighton	2-0	0-0	2-0
Davidson	0-0	1-0	1-0
Delaware State	0-0	1-0	1-0
DePaul	0-0	1-0	1-0
Detroit	0-0	1-0	1-0
Drake	2-0	0-0	2-0
Duke	0-0	0-2	0-2
Eastern Illinois	0-0	1-0	1-0
Eastern Michigan	0-0	3-1	3-1
Evansville	3-0	0-1	3-1
Florida	0-0	0-1	0-1
Florida International	0-0	1-0	1-0
Florida State	0-0	0-1	0-1
Gardner-Webb	0-0	0-1	0-1
Georgia Tech	0-0	0-1	0-1
Grambling	0-0	1-0	1-0
Hawaii	1-0	0-0	1-0
High Point	0-0	1-0	1-0
Hofstra	0-0	1-0	1-0
Howard	0-0	1-0	1-0
Illinois	0-0	12-6	12-6
Illinois State	2-0	1-0	3-0
Indiana	0-0	8-8	8-8
Indiana State	2-0	3-1	5-1
IPFW	0-0	5-0	5-0
Iona	0-0	1-0	1-0
Iowa	0-0	12-5	12-5
Iowa State	0-0	0-1	0-1
IUPUI	0-0	1-0	1-0
Jacksonville State	1-0	0-0	1-0
Kansas	0-0	0-1	0-1
Kansas State	0-0	0-1	0-1
Lamar	0-0	1-0	1-0
Lipscomb	0-0	1-0	1-0
Louisville	0-0	1-0	1-0
Loyola, Chicago	0-0	3-1	3-1
Maryland	0-0	0-1	0-1
Maryland-Eastern Shore	0-0	1-0	1-0
Memphis	0-0	0-1	0-1
Miami	0-0	1-0	1-0
Michigan	0-0	9-8	9-8
Michigan State	0-0	6-11	6-11
Milwaukee	1-0	0-0	1-0
Minnesota	0-0	11-5	11-5
Missouri	0-0	2-1	2-1
Missouri State	2-1	1-0	3-1
Montana	1-0	0-0	1-0
Murray State	0-1	0-0	0-1
Nebraska	0-0	4-2	4-2
New Orleans	0-0	1-0	1-0
Opponent	SIU	Purdue	Overall
North Carolina State	1-0	0-0	1-0
North Florida	0-0	1-1	1-1
Northern Colorado	0-0	1-0	1-0
Northern Illinois	0-0	1-0	1-0
Northern Iowa	1-1	1-0	2-1
Northern Kentucky	0-0	1-0	1-0
Northwestern	0-0	11-7	11-7
Notre Dame	0-0	0-2	0-2
Oakland	0-0	1-0	1-0
Oklahoma	0-0	1-1	1-1
Oklahoma State	0-0	0-1	0-1
Ohio State	0-0	5-15	5-15
Oregon State	0-0	0-1	0-1
Penn State	0-0	15-5	15-5
Richmond	0-0	0-1	0-1
Rider	0-0	1-0	1-0
Rutgers			
Saint Joseph's	0-0	1-0	1-0
Saint Mary's	0-0	1-0	1-0
Saint Peter's	0-0	1-0	1-0
Samford	0-0	1-0	1-0
Santa Clara	0-0	0-1	0-1
Siena	0-0	3-0	3-0
SE Missouri State	1-0	1-0	2-0
SIU-Edwardsville	0-0	1-0	1-0
South Alabama	0-0	1-0	1-0
South Dakota St.	0-0	1-0	1-0
Southern Illinois	0-0	1-0	1-0
Temple	0-0	1-0	1-0
Tennessee	0-0	1-0	1-0
Tennessee-Martin	0-0	1-0	1-0
Texas A&M	0-0	1-0	1-0
Texas A&M-Corpus Christi	0-0	1-0	1-0
Texas Southern	0-0	1-0	1-0
UNC Wilmington	0-0	1-0	1-0
Valparaiso	0-0	3-0	3-0
Vanderbilt	0-0	0-1	0-1
VCU	0-0	0-1	0-1
Villanova	0-0	0-1	0-1
Virginia	0-0	1-0	1-0
Virginia Tech	0-0	1-0	1-0
Wagner	0-0	1-0	1-0
Wake Forest	0-0	1-0	1-0
Washington	0-0	1-0	1-0
Washington State	0-0	0-1	0-1
West Virginia	0-0	3-1	3-1
Western Carolina	0-0	2-0	2-0
Western Illinois	0-0	1-0	1-0
Western Michigan	0-0	1-0	1-0
Wichita State	2-0	0-0	2-0
William & Mary	0-0	1-0	1-0
Wisconsin	0-0	8-7	8-7
Wofford	0-0	1-1	1-1
Wright State	1-0	0-0	1-0
Wyoming	1-0	0-0	1-0
Xavier	0-0	0-4	0-4



**2014-15 Results / Leaders**

**Overall Record:** 14-8    **Home:** 10-3    **Away:** 2-3    **Neutral:** 2-2  
**Big Ten Record:** 6-3    **Home:** 4-1    **Away:** 2-2

Date	Opponent	W/L	Score	High Scorer	High Rebounds	High Assists	High Steals	High Blocks	Attend.
Nov. 14	Samford	W	80-40	Davis, Edwards (13)	Edwards, Haas (8)	Four Players (3)	Thompson (2)	Hammons (4)	10,430
Nov. 16	IUPUI	W	77-57	Edwards (26)	Edwards (8)	Mathias, Ocutus (4)	Scott, Stephens (2)	Hammons (4)	11,466
Nov. 20	Grambling	W	82-30	Haas (17)	Hammons (7)	Smotherman (5)	Scott (3)	Hammons (2)	10,021
Nov. 24	# vs. Kansas State	L	79-88	Stephens (21)	Haas (6)	Ocutus (6)	Ocutus (2)	Edwards, Stephens (2)	2,400
Nov. 25	# vs. Missouri	W	82-61	Davis (22)	Haas (8)	Ocutus (4)	Davis (2)	Hammons (3)	2,400
Nov. 26	# vs. BYU	W	87-85 •	Edwards (25)	Edwards (9)	Ocutus (3)	Davis (2)	Hammons (4)	2,400
Dec. 2	\$ North Carolina State	W	66-61	Edwards (16)	Edwards (9)	Davis (6)	Davis (2)	Hammons (2)	12,023
Dec. 6	North Florida	L	70-73	Hammons (16)	Ocutus (10)	Scott, Stephens (4)	Scott, Stephens (2)	Hammons (5)	11,038
Dec. 8	IPFW	W	63-43	Stephens, Hammons (13)	Hammons (12)	Edwards (4)	Ocutus (2)	Hammons (5)	10,007
Dec. 10	Arkansas State	W	87-46	Stephens (18)	Three Players (5)	Edwards (5)	Mathias (2)	Stephens (3)	9,964
Dec. 13	at Vanderbilt	L	71-81	Davis (15)	Haas (7)	Scott (2)	Davis (3)	Hammons (3)	9,565
Dec. 20	% vs. [21] Notre Dame	L	63-94	Three Players (11)	Edwards (7)	Davis (4)	Three Players (1)	Hammons (2)	14,753
Dec. 22	Gardner-Webb	L	84-89	Three Players (13)	Davis (12)	Edwards (4)	Three Players (2)	Hammons (3)	8,835
Dec. 31	* Minnesota	W	72-68	Stephens (19)	Hammons (9)	Three Players (4)	Three Players (1)	Three Players (1)	10,018
Jan. 3	* Michigan	W	64-51	Edwards (16)	Hammons (12)	Davis (6)	Three Players (2)	Hammons (2)	11,271
Jan. 7	* at [4] Wisconsin	L	55-62	Ocutus (15)	Ocutus (8)	Edwards (4)	Three Players (1)	---	17,279
Jan. 10	* [11] Maryland	L	60-69	Stephens (14)	Haas, Stephens (7)	Three Players (3)	Ocutus, Stephens (2)	Haas (2)	10,756
Jan. 17	* at Penn State	W	84-77 •	Stephens (22)	Hammons (12)	Ocutus (7)	Ocutus (4)	Hammons (3)	8,979
Jan. 21	* at Illinois	L	57-66	Davis, Ocutus (14)	Hammons (7)	Edwards (6)	Ocutus (2)	Hammons (4)	12,965
Jan. 24	* [25] Iowa	W	67-63	Davis (24)	Smotherman (6)	Edwards, Stephens (4)	Three Players (1)	Haas (4)	12,068
Jan. 28	* [22] Indiana	W	83-67	Davis (19)	Scott (6)	Edwards, Ocutus (3)	Edwards, Smotherman (2)	Hammons (8)	14,846
Jan. 31	* at Northwestern	W	68-60	Hammons (16)	Hammons (9)	Davis, Edwards (4)	Ocutus (3)	Hammons (1)	8,117
Feb. 4	* Ohio State								
Feb. 8	* at Minnesota								
Feb. 12	* at Rutgers								
Feb. 15	* Nebraska								
Feb. 19	* at Indiana								
Feb. 26	* Rutgers								
March 1	* at Ohio State								
March 4	* at Michigan State								
March 7	* Illinois								
March 11-15	^ Big Ten Tournament								

# Denotes EA Sports Maui Invitational (Lahaina, Hawaii)  
 \$ Denotes ACC / Big Ten Challenge  
 % Denotes Crossroads Classic (Indianapolis, Ind.)  
 \* Denotes Big Ten Conference game  
 ^ Denotes Big Ten Conference Tournament (Indianapolis, Ind.)

**P ATTENDANCE TOTALS**

Overall					Big Ten				
Site	Games	Totals	Avg.	High	Site	Games	Totals	Avg.	High
Home	13	142,743	10,980	14,846 vs. Indiana (1-28-15)	Home	5	58,959	11,792	14,846 vs. Indiana (1-28-15)
Away	5	56,905	11,381	17,279 at Wisconsin (1-7-15)	Away	4	47,310	11,827	17,279 at Wisconsin (1-7-15)
Neutral	4	21,953	5,488	14,753 vs. Notre Dame (12-20-14)					
<b>Totals</b>	<b>22</b>	<b>219,571</b>	<b>9,980</b>	<b>17,279 at Wisconsin (1-7-15)</b>	<b>Totals</b>	<b>9</b>	<b>106,179</b>	<b>11,797</b>	<b>17,279 at Wisconsin (1-7-15)</b>

**P MARGINS OF VICTORY**

	1	2	3	4	5	6	7	8	9	10	11	12	13	14	15	16	17	18	19	20	21	22	23	24	25+
Purdue		1		2	1		1	1					1			1				2	1				3
Opponents			1		1		1		3	1															1

**P LARGEST LEADS / DEFICITS**

When Leading					When Trailing				
Largest Margin of Victory	52 (82-30) vs. Grambling (11-20-14)				Largest Margin of Defeat	31 (63-94) vs. [21] Notre Dame (12-20-14)			
Largest Overall Lead	52 (82-30; Final Score) vs. Grambling (11-20-14)				Largest Overall Deficit	32 (59-91; 1:50 2nd) vs. [21] Notre Dame (12-20-14)			
Largest Halftime Lead	34 (52-18) vs. Arkansas State (12-10-14)				Largest Halftime Deficit	15 (24-39) vs. Kansas State (11-24-14)			
Largest Lead in a Loss	13 (Two times; vs. North Florida and Gardner-Webb)				Largest Deficit Overcome in a Win	13 (25-38; 18:56 2nd) vs. Minnesota (12-31-14)			
Largest Halftime Lead in a Loss	8 (36-28) vs. North Florida (12-6-14)				Largest Halftime Deficit in a Win	11 (25-36) vs. Minnesota (12-31-14)			
Largest Purdue Run	19-0 (1st half over 7:31) vs. Samford (11-14-14)				Largest Opponent Run	13-0 (2nd half over 2:34) vs. North Florida (12-6-14)			



# GAME 23 | PURDUE vs. OHIO STATE | FEBRUARY 4, 2015

## 2014-15 Game-by-Game Comparison

Team	W/L	FG-FGA	Pct.	3P-3PA	Pct.	FT-FTA	Pct.	O-D	Reb.	PF	A	TO	B	S	1st	2nd	OT	Pts.	PPP
Purdue	W	26-47	.553	9-21	.429	19-31	.613	8-37	45	16	21	16	9	6	43	37		80	1.15
Samford		15-66	.227	3-20	.150	7-11	.636	13-21	34	24	9	12	2	8	16	24		40	0.57
Purdue	W	25-50	.500	8-17	.471	19-31	.613	10-20	30	18	14	15	8	9	48	29		77	1.10
IUPUI		19-46	.413	6-16	.375	13-17	.765	9-18	27	32	10	21	0	7	38	19		57	0.86
Purdue	W	31-63	.492	9-25	.360	11-17	.647	15-26	41	16	24	13	3	11	37	45		82	1.19
Grambling		11-41	.268	4-15	.267	4-12	.333	6-21	27	19	4	27	0	1	15	15		30	0.44
Purdue	L	28-51	.549	9-22	.409	14-20	.700	7-20	27	20	19	13	5	3	24	55		79	1.19
Kansas State		32-60	.533	7-18	.389	17-28	.607	13-20	33	18	18	9	2	9	39	49		88	1.27
Purdue	W	22-47	.468	5-14	.357	33-43	.767	15-26	41	20	12	16	8	6	45	37		82	1.20
Missouri		19-55	.345	7-20	.350	16-20	.800	11-17	28	29	9	15	3	7	20	41		61	0.89
Purdue	W	27-59	.458	5-17	.294	28-36	.778	12-26	38	23	14	17	8	6	40	41	6	87	1.10
BYU		27-62	.435	7-21	.333	24-32	.750	11-22	33	30	14	11	7	9	35	46	4	85	1.07
Purdue	W	22-56	.393	7-20	.350	15-22	.682	16-21	37	17	16	10	2	3	36	30		66	1.09
North Carolina State		22-49	.449	5-11	.455	12-19	.632	9-22	31	19	11	9	3	4	34	27		61	1.05
Purdue	L	29-74	.392	4-19	.211	8-16	.500	24-26	50	22	18	14	6	8	36	34		70	0.99
North Florida		25-59	.424	10-22	.455	13-25	.520	15-24	39	16	15	15	4	7	28	45		73	1.05
Purdue	W	25-58	.431	5-17	.294	8-11	.727	12-30	42	16	18	13	10	6	35	28		63	0.99
IPFW		16-56	.286	4-15	.267	7-15	.467	12-24	36	14	12	14	1	6	19	24		43	0.67
Purdue	W	30-59	.508	9-23	.391	18-28	.643	13-28	41	12	21	10	8	5	52	35		87	1.28
Arkansas State		17-57	.298	2-14	.143	10-14	.714	13-18	31	22	11	17	2	5	18	28		46	0.69
Purdue	L	26-55	.473	3-11	.273	16-23	.696	13-16	29	23	7	12	5	5	32	39		71	1.12
Vanderbilt		28-48	.583	9-14	.643	16-23	.696	7-18	25	21	17	14	4	4	43	38		81	1.25
Purdue	L	24-61	.393	4-14	.286	11-15	.733	5-26	31	24	14	12	4	3	39	24		63	0.85
[21] Notre Dame		33-64	.516	8-17	.471	20-28	.714	8-31	39	18	18	7	4	5	46	48		94	1.26
Purdue	L	32-68	.471	4-15	.267	16-21	.762	18-23	41	20	14	12	4	9	38	46		84	1.19
Gardner-Webb		31-56	.554	14-25	.560	13-23	.565	8-19	27	17	21	13	3	5	38	51		89	1.26
Purdue	W	23-52	.442	4-11	.364	22-27	.815	11-21	32	17	20	12	3	3	25	47		72	1.12
Minnesota		23-53	.434	8-16	.500	14-20	.700	11-20	31	22	15	13	3	6	36	32		68	1.07
Purdue	W	21-46	.457	3-13	.231	17-29	.586	11-33	44	18	12	14	3	7	25	39		64	1.05
Michigan		15-47	.319	8-20	.400	13-20	.650	4-18	22	20	9	11	2	6	33	18		51	0.82
Purdue	L	25-49	.510	2-5	.400	3-7	.429	7-19	26	24	10	12	0	3	27	28		55	0.97
[4] Wisconsin		17-39	.436	3-14	.214	25-31	.806	4-17	21	12	6	8	4	6	28	34		62	1.11
Purdue	L	21-57	.368	5-20	.250	13-20	.650	15-23	38	25	13	16	4	5	26	34		60	0.90
[11] Maryland		18-48	.375	6-20	.300	27-31	.871	8-23	31	22	8	10	5	10	26	43		69	1.09
Purdue	W	28-58	.483	10-25	.400	18-29	.621	14-21	35	20	18	16	5	8	25	42	17	84	1.16
Penn State		26-56	.464	8-18	.444	17-21	.810	12-19	31	25	9	17	3	7	34	33	10	77	1.10
Purdue	L	24-60	.400	5-21	.238	4-9	.444	12-23	35	18	12	10	5	4	30	27		57	0.92
Illinois		21-60	.350	3-10	.300	21-24	.875	16-27	43	12	13	9	5	8	32	34		66	1.05
Purdue	W	25-53	.472	4-20	.200	13-23	.565	9-22	31	17	19	6	8	3	34	33		67	1.12
[25] Iowa		21-64	.328	4-17	.235	17-26	.654	24-22	46	20	10	8	2	3	24	39		63	1.07
Purdue	W	27-46	.587	4-14	.286	25-33	.758	8-23	31	20	13	13	10	6	38	45		83	1.28
[22] Indiana		25-66	.379	4-19	.211	13-18	.722	19-15	34	26	8	11	2	9	27	40		67	1.02
Purdue	W	21-45	.467	2-9	.222	24-32	.750	8-25	33	12	16	8	1	5	28	40		68	1.16
Northwestern		23-55	.418	6-15	.400	8-11	.727	9-19	28	23	9	8	4	5	29	31		60	1.02

Purdue
Ohio State
Purdue
Minnesota
Purdue
Rutgers
Purdue
Nebraska
Purdue
Indiana
Purdue
Rutgers
Purdue
Ohio State
Purdue
Michigan State
Purdue
Illinois
Purdue
Big Ten Tournament



**2014-15 Overall Stats: 14-8 | Big Ten: 6-3 | Non-Conference: 8-5 | Home: 10-3 | Away: 2-3 | Neutral: 2-2**

#	Player	GP	GS	Min	Avg	FG	FGA	Pct	3FG	FGA	Pct	FT	FTA	Pct	Off	Def	Tot	Avg	PF	FO	A	TO	Blk	Stl	Pts	Avg
20	Hammons, A.J.	22	11	495	22.5	94	183	.514	0	7	.000	53	81	.654	50	84	134	6.1	57	1	21	48	59	8	241	11.0
35	Davis, Raphael	22	22	640	29.1	79	158	.500	8	27	.296	72	96	.750	24	56	80	3.6	40	1	56	31	4	20	238	10.8
21	Stephens, Kendall	22	16	523	23.8	68	188	.362	50	127	.394	31	42	.738	9	49	58	2.6	36	0	40	29	8	12	217	9.9
12	Edwards, Vince	22	21	599	27.2	78	154	.506	19	55	.345	36	46	.783	48	66	114	5.2	47	1	59	34	9	10	211	9.6
44	Haas, Isaac	22	11	351	16.0	74	119	.622	0	0	.000	55	105	.524	33	55	88	4.0	57	1	9	36	19	2	203	9.2
0	Octeus, Jon	22	22	603	27.4	66	131	.504	9	26	.346	52	72	.722	31	75	106	4.8	62	1	59	31	4	26	193	8.8
1	Scott, Bryson	18	1	204	11.3	27	67	.403	1	8	.125	30	41	.732	4	28	32	1.8	26	2	26	19	3	15	85	4.7
31	Mathias, Dakota	22	5	370	16.8	27	88	.307	19	63	.302	10	11	.909	2	36	38	1.7	29	0	29	13	2	6	83	3.8
5	Smotherman, Basil	22	0	256	11.6	24	51	.471	2	13	.154	6	13	.462	11	26	37	1.7	27	0	17	7	6	9	56	2.5
3	Thompson, P.J.	21	1	328	15.6	18	57	.316	10	40	.250	6	8	.750	8	13	21	1.0	30	0	27	12	1	14	52	2.5
23	Taylor, Jacquil	6	0	42	7.0	5	11	.455	1	4	.250	2	4	.500	3	9	12	2.0	1	0	2	6	4	1	13	2.2
24	Brown, Anfernee	3	0	11	3.7	2	4	.500	1	2	.500	0	0	.000	1	4	5	1.7	3	0	0	1	0	1	5	1.7
11	Toyra, Stephen	5	0	16	3.2	0	2	.000	0	1	.000	2	4	.500	0	2	2	0.4	1	0	0	3	0	0	2	0.4
30	Beshears, Neal	1	0	0	0.0	0	0	.000	0	0	.000	0	0	.000	0	0	0	0.0	0	0	0	0	0	0	0	0.0
2	McKeeman, Jon	5	0	12	2.4	0	1	.000	0	0	.000	0	0	.000	0	0	0	0.0	1	0	0	1	0	0	0	0.0
TM	TEAM														39	32	71	3.2	1		9				0	
	<b>TOTAL</b>	<b>22</b>				<b>562</b>	<b>1214</b>	<b>.463</b>	<b>120</b>	<b>373</b>	<b>.322</b>	<b>355</b>	<b>523</b>	<b>.679</b>	<b>263</b>	<b>535</b>	<b>798</b>	<b>36.3</b>	<b>418</b>	<b>7</b>	<b>345</b>	<b>280</b>	<b>119</b>	<b>124</b>	<b>1599</b>	<b>72.7</b>
	<b>OPPONENTS</b>	<b>22</b>				<b>484</b>	<b>1207</b>	<b>.401</b>	<b>136</b>	<b>377</b>	<b>.361</b>	<b>327</b>	<b>469</b>	<b>.697</b>	<b>242</b>	<b>455</b>	<b>697</b>	<b>31.7</b>	<b>461</b>	<b>16</b>	<b>256</b>	<b>279</b>	<b>65</b>	<b>137</b>	<b>1431</b>	<b>65.0</b>

**2014-15 vs. Big Ten Opponents: 6-3 | Home: 4-1 | Away: 2-2**

#	Player	GP	GS	Min	Avg	FG	FGA	Pct	3FG	FGA	Pct	FT	FTA	Pct	Off	Def	Tot	Avg	PF	FO	A	TO	Blk	Stl	Pts	Avg
35	Davis, Raphael	9	9	316	35.1	38	77	.494	6	13	.462	36	48	.750	13	27	40	4.4	19	1	25	11	2	6	118	13.1
20	Hammons, A.J.	9	3	237	26.3	44	72	.611	0	0	.000	24	35	.686	19	46	65	7.2	23	0	7	20	21	4	112	12.4
0	Octeus, Jon	9	9	293	32.6	33	65	.508	2	11	.182	28	41	.683	13	37	50	5.6	28	0	27	15	0	15	96	10.7
21	Stephens, Kendall	9	6	223	24.8	28	78	.359	17	50	.340	6	12	.500	7	15	22	2.4	17	0	19	10	2	2	79	8.8
12	Edwards, Vince	9	8	255	28.3	26	63	.413	5	21	.238	19	24	.792	14	21	35	3.9	19	0	30	16	2	6	76	8.4
44	Haas, Isaac	9	6	119	13.2	19	31	.613	0	0	.000	16	33	.485	5	15	20	2.2	24	0	2	12	8	1	54	6.0
31	Mathias, Dakota	9	3	169	18.8	10	38	.263	6	28	.214	4	4	1.000	1	15	16	1.8	10	0	13	6	2	3	30	3.3
5	Smotherman, Basil	9	0	94	10.4	10	18	.556	1	4	.250	3	6	.500	4	10	14	1.6	12	0	2	1	2	3	24	2.7
1	Scott, Bryson	6	1	45	7.5	4	11	.364	0	1	.000	3	6	.500	0	11	11	1.8	9	1	4	5	0	0	11	1.8
3	Thompson, P.J.	8	0	74	9.3	3	13	.231	2	10	.200	0	0	.000	1	3	4	0.5	9	0	4	6	0	4	8	1.0
11	Toyra, Stephen	1	0	0	0.0	0	0	.000	0	0	.000	0	0	.000	0	0	0	0.0	0	0	0	0	0	0	0	0.0
2	McKeeman, Jon	1	0	0	0.0	0	0	.000	0	0	.000	0	0	.000	0	0	0	0.0	0	0	0	0	0	0	0	0.0
30	Beshears, Neal	1	0	0	0.0	0	0	.000	0	0	.000	0	0	.000	0	0	0	0.0	0	0	0	0	0	0	0	0.0
TM	TEAM														18	10	28	3.1	1		5				0	
	<b>TOTAL</b>	<b>9</b>				<b>215</b>	<b>466</b>	<b>.461</b>	<b>39</b>	<b>138</b>	<b>.283</b>	<b>139</b>	<b>209</b>	<b>.665</b>	<b>95</b>	<b>210</b>	<b>305</b>	<b>33.9</b>	<b>171</b>	<b>2</b>	<b>133</b>	<b>107</b>	<b>39</b>	<b>44</b>	<b>608</b>	<b>67.6</b>
	<b>OPPONENTS</b>	<b>9</b>				<b>189</b>	<b>488</b>	<b>.387</b>	<b>50</b>	<b>149</b>	<b>.336</b>	<b>155</b>	<b>202</b>	<b>.767</b>	<b>107</b>	<b>180</b>	<b>287</b>	<b>31.9</b>	<b>182</b>	<b>6</b>	<b>87</b>	<b>95</b>	<b>30</b>	<b>60</b>	<b>583</b>	<b>64.8</b>

**2014-15 in Non-Conference Games: 8-5 | Home: 6-2 | Away: 0-1 | Neutral: 2-2**

#	Player	GP	GS	Min	Avg	FG	FGA	Pct	3FG	FGA	Pct	FT	FTA	Pct	Off	Def	Tot	Avg	PF	FO	A	TO	Blk	Stl	Pts	Avg
44	Haas, Isaac	13	5	232	17.8	55	88	.625	0	0	.000	39	72	.542	28	40	68	5.2	33	1	7	24	11	1	149	11.5
21	Stephens, Kendall	13	10	300	23.1	40	110	.364	33	77	.429	25	30	.833	2	34	36	2.8	19	0	21	19	6	10	138	10.6
12	Edwards, Vince	13	13	344	26.5	52	91	.571	14	34	.412	17	22	.773	34	45	79	6.1	28	1	29	18	7	4	135	10.4
20	Hammons, A.J.	13	8	258	19.8	50	111	.450	0	7	.000	29	46	.630	31	38	69	5.3	34	1	14	28	38	4	129	9.9
35	Davis, Raphael	13	13	324	24.9	41	81	.506	2	14	.143	36	48	.750	11	29	40	3.1	21	0	31	20	2	14	120	9.2
0	Octeus, Jon	13	13	310	23.8	33	66	.500	7	15	.467	24	31	.774	18	38	56	4.3	34	1	32	16	4	11	97	7.5
1	Scott, Bryson	12	0	159	13.3	23	56	.411	1	7	.143	27	35	.771	4	17	21	1.8	17	1	22	14	3	15	74	6.2
31	Mathias, Dakota	13	2	201	15.5	17	50	.340	13	35	.371	6	7	.857	1	21	22	1.7	19	0	16	7	0	3	53	4.1
3	Thompson, P.J.	13	1	254	19.5	15	44	.341	8	30	.267	6	8	.750	7	10	17	1.3	21	0	23	6	1	10	44	3.4
5	Smotherman, Basil	13	0	162	12.5	14	33	.424	1	9	.111	3	7	.429	7	16	23	1.8	15	0	15	6	4	6	32	2.5
23	Taylor, Jacquil	6	0	42	7.0	5	11	.455	1	4	.250	2	4	.500	3	9	12	2.0	1	0	2	6	4	1	13	2.2
24	Brown, Anfernee	3	0	11	3.7	2	4	.500	1	2	.500	0	0	.000	1	4	5	1.7	3	0	0	1	0	1	5	1.7
11	Toyra, Stephen	4	0	16	4.0	0	2	.000	0	1	.000	2	4	.500	0	2	2	0.5	1	0	0	3	0	0	2	0.5
2	McKeeman, Jon	4	0	12	3.0	0	1	.000	0	0	.000	0	0	.000	0	0	0	0.0	1	0	0	1	0	0	0	0.0
TM	TEAM														21	22	43	3.3	0		4				0	
	<b>TOTAL</b>	<b>13</b>				<b>347</b>	<b>748</b>	<b>.464</b>	<b>81</b>	<b>235</b>	<b>.345</b>	<b>216</b>	<b>314</b>	<b>.688</b>	<b>168</b>	<b>325</b>	<b>493</b>	<b>37.9</b>	<b>247</b>	<b>5</b>	<b>212</b>	<b>173</b>	<b>80</b>	<b>80</b>	<b>991</b>	<b>76.2</b>
	<b>OPPONENTS</b>	<b>13</b>				<b>295</b>	<b>719</b>	<b>.410</b>	<b>86</b>	<b>228</b>	<b>.377</b>	<b>172</b>	<b>267</b>	<b>.644</b>	<b>135</b>	<b>275</b>	<b>410</b>	<b>31.5</b>	<b>279</b>	<b>10</b>	<b>169</b>	<b>184</b>	<b>35</b>	<b>77</b>	<b>848</b>	<b>65.2</b>

**2013-14 Through 22 Games: 13-9 | Non-Conference: 10-3 | Big Ten: 3-6**

#	Player	GP	GS	Min	Avg	FG	FGA	Pct	3FG	FGA	Pct	FT	FTA	Pct	Off	Def	Tot	Avg	PF	FO	A	TO	Blk	Stl	Pts	Avg
0	Johnson, Terone	22	22	661	30.0	100	239	.418	27	71	.380	54	86	.628	27	59	86	3.9	37	0	50	32	3	19	281	12.8
3	Johnson, Ronnie	22	21	574	26.1	83	195	.426	12	32	.375	57	87	.655	19	38	57	2.6	48	1	79	39	0	11	235	10.7
20	Hammons, A.J.	21	15	480	22.9	71	137	.518	0	4	.000	77	114	.675	48	101	149	7.1	54	2	12	51	64	8	219	10.4
12	Scott, Bryson	22	2	359	16.3	53	141	.376	4	8	.500	56	75	.747	20	35	55	2.5	41	2	30	27	3	25	166	7.5
21	Stephens, Kendall	22	10	405	18.4	50	142	.352	43	118	.364	12	15	.800	4	31	35	1.6	38	0	16	13	8	7	155	7.0
5	Smotherman, Basil	22	15	446	20.3	53	89	.596	1	10	.100	23	38	.605	36	54	90	4.1	49	1	17	14	4	12	130	5.9
23	Simpson, Jay	21	6	256	12.2	42	96	.438	1	6	.167	13	22	.591	32	50	82	3.9	35	0	14	20	8	10	98	4.7
35	Davis, Rapheal	22	9	348	15.8	33	82	.402	6	20	.300	27	40	.675	26	38	64	2.9	38	0	26	20	7	8	99	4.5
32	Peck, Errick	22	8	409	18.6	39	85	.459	8	22	.364	9	14	.643	38	62	100	4.5	42	1	18	24	9	6	95	4.3
1	Carter, Sterling	22	1	323	14.7	32	100	.320	19	75	.253	11	18	.611	9	30	39	1.8	50	0	18	14	9	23	94	4.3
11	Toyra, Stephen	6	0	24	4.0	4	9	.444	0	3	.000	4	4	1.000	2	1	3	0.5	5	0	0	2	0	2	12	2.0
50	Carroll, Travis	18	1	139	7.7	14	24	.583	1	2	.500	0	2	.000	15	10	25	1.4	14	0	7	1	5	3	29	1.6
2	McKeeman, Jon	4	0	9	2.3	2	5	.400	1	2	.500	0	0	.000	0	4	4	1.0	0	0	0	0	0	0	5	1.3
24	Brown, Anfernee	4	0	8	2.0	1	4	.250	0	2	.000	0	0	.000	0	2	2	0.5	0	0	2	0	0	0	2	0.5
30	Beshears, Neal	4	0	9	2.3	0	1	.000	0	0	.000	0	0	.000	0	1	1	0.3	2	0	0	0	1	0	0	0.0
TM	TEAM														42	37	79	3.6	1		1				0	
	TOTAL	22				577	1349	.428	123	375	.328	343	515	.666	318	553	871	39.6	454	7	289	258	121	134	1640	73.6
	OPONENTS	22				522	1259	.415	133	419	.317	368	520	.708	249	543	792	36.0	439	19	260	279	124	136	1525	70.2



GAME 23 | PURDUE vs. OHIO STATE | FEBRUARY 4, 2015

2014-15 Home Stats: 10-3 | Big Ten: 4-1 | Non-Conference: 6-2

##	Player	GP	GS	Min	Avg	FG	FGA	Pct	3FG	FGA	Pct	FT	FTA	Pct	Off	Def	Tot	Avg	PF	FO	A	TO	Blk	Stl	Pts	Avg
35	Davis, Rapheal	13	13	350	26.9	47	92	.511	6	19	.316	41	57	.719	16	31	47	3.6	22	0	38	18	4	9	141	10.8
20	Hammons, A.J.	13	7	291	22.4	57	113	.504	0	4	.000	25	43	.581	33	50	83	6.4	29	1	15	27	39	8	139	10.7
21	Stephens, Kendall	13	9	312	24.0	43	111	.387	31	74	.419	19	24	.792	5	29	34	2.6	18	0	26	21	5	9	136	10.5
12	Edwards, Vince	13	12	323	24.8	48	92	.522	11	31	.355	18	26	.692	33	37	70	5.4	24	1	36	21	6	7	125	9.6
44	Haas, Isaac	13	6	204	15.7	41	69	.594	0	0	.000	33	60	.550	22	35	57	4.4	31	1	6	18	13	2	115	8.8
0	Octeus, Jon	13	13	328	25.2	30	65	.462	3	13	.231	31	41	.756	23	38	61	4.7	38	0	32	15	2	12	94	7.2
1	Scott, Bryson	10	1	135	13.5	16	42	.381	1	5	.200	21	30	.700	3	22	25	2.5	19	2	17	12	2	11	54	5.4
31	Mathias, Dakota	13	3	207	15.9	18	57	.316	12	43	.279	6	7	.857	2	28	30	2.3	9	0	16	5	0	3	54	4.2
23	Taylor, Jacquil	4	0	33	8.3	5	9	.556	1	3	.333	2	4	.500	1	6	7	1.8	1	0	2	5	3	1	13	3.3
5	Smotherman, Basil	13	0	167	12.8	16	29	.552	1	8	.125	6	13	.462	8	21	29	2.2	20	0	12	6	4	7	39	3.0
3	Thompson, P.J.	13	1	214	16.5	14	45	.311	8	32	.250	0	0	.000	7	11	18	1.4	17	0	23	7	0	11	36	2.8
24	Brown, Anfernee	3	0	11	3.7	2	4	.500	1	2	.500	0	0	.000	1	4	5	1.7	3	0	0	1	0	1	5	1.7
11	Toyra, Stephen	4	0	14	3.5	0	1	.000	0	1	.000	2	4	.500	0	2	2	0.5	1	0	0	1	0	0	2	0.5
30	Beshears, Neal	1	0	0	0.0	0	0	.000	0	0	.000	0	0	.000	0	0	0	0.0	0	0	0	0	0	0	0	0.0
2	McKeeman, Jon	4	0	11	2.8	0	0	.000	0	0	.000	0	0	.000	0	0	0	0.0	1	0	0	1	0	0	0	0.0
TM	TEAM														16	19	35	2.7	1		6				0	
	TOTAL	13				337	729	.462	75	235	.319	204	309	.660	170	333	503	38.7	234	5	223	164	78	81	953	73.3
	OPPONENTS	13				258	708	.364	78	230	.339	163	251	.649	151	265	416	32.0	273	8	143	181	29	77	757	58.2

2014-15 Away / Neutral Stats: 4-5 | Big Ten: 2-2 | Non-Conference: 2-3

##	Player	GP	GS	Min	Avg	FG	FGA	Pct	3FG	FGA	Pct	FT	FTA	Pct	Off	Def	Tot	Avg	PF	FO	A	TO	Blk	Stl	Pts	Avg
20	Hammons, A.J.	9	4	204	22.7	37	70	.529	0	3	.000	28	38	.737	17	34	51	5.7	28	0	6	21	20	0	102	11.3
0	Octeus, Jon	9	9	275	30.6	36	66	.545	6	13	.462	21	31	.677	8	37	45	5.0	24	1	27	16	2	14	99	11.0
35	Davis, Rapheal	9	9	290	32.2	32	66	.485	2	8	.250	31	39	.795	8	25	33	3.7	18	1	18	13	0	11	97	10.8
44	Haas, Isaac	9	5	147	16.3	33	50	.660	0	0	.000	22	45	.489	11	20	31	3.4	26	0	3	18	6	0	88	9.8
12	Edwards, Vince	9	9	276	30.7	30	62	.484	8	24	.333	18	20	.900	15	29	44	4.9	23	0	23	13	3	3	86	9.6
21	Stephens, Kendall	9	7	211	23.4	25	77	.325	19	53	.358	12	18	.667	4	20	24	2.7	18	0	14	8	3	3	81	9.0
1	Scott, Bryson	8	0	69	8.6	11	25	.440	0	3	.000	9	11	.818	1	6	7	0.9	7	0	9	7	1	4	31	3.9
31	Mathias, Dakota	9	2	163	18.1	9	31	.290	7	20	.350	4	4	1.000	0	8	8	0.9	20	0	13	8	2	3	29	3.2
3	Thompson, P.J.	8	0	114	14.3	4	12	.333	2	8	.250	6	8	.750	1	2	3	0.4	13	0	4	5	1	3	16	2.0
5	Smotherman, Basil	9	0	89	9.9	8	22	.364	1	5	.200	0	0	.000	3	5	8	0.9	7	0	5	1	2	2	17	1.9
2	McKeeman, Jon	1	0	1	1.0	0	1	.000	0	0	.000	0	0	.000	0	0	0	0.0	0	0	0	0	0	0	0	0.0
11	Toyra, Stephen	1	0	2	2.0	0	1	.000	0	0	.000	0	0	.000	0	0	0	0.0	0	0	0	2	0	0	0	0.0
23	Taylor, Jacquil	2	0	9	4.5	0	2	.000	0	1	.000	0	0	.000	2	3	5	2.5	0	0	0	1	1	0	0	0.0
TM	TEAM														23	13	36	4.0	0		3				0	
	TOTAL	9				225	485	.464	45	138	.326	151	214	.706	93	202	295	32.8	184	2	122	116	41	43	646	71.8
	OPPONENTS	9				226	499	.453	58	147	.395	164	218	.752	91	190	281	31.2	188	8	113	98	36	60	674	74.9

2014-15 Wins Stats: 14-0

##	Player	GP	GS	Min	Avg	FG	FGA	Pct	3FG	FGA	Pct	FT	FTA	Pct	Off	Def	Tot	Avg	PF	FO	A	TO	Blk	Stl	Pts	Avg
35	Davis, Rapheal	14	14	400	28.6	50	100	.500	6	18	.333	65	86	.756	12	36	48	3.4	27	1	38	20	4	13	171	12.2
20	Hammons, A.J.	14	9	327	23.4	64	114	.561	0	6	.000	38	59	.644	32	62	94	6.7	32	0	16	30	41	7	166	11.9
12	Edwards, Vince	14	13	370	26.4	55	94	.585	12	32	.375	33	42	.786	33	43	76	5.4	21	0	38	21	6	9	155	11.1
21	Stephens, Kendall	14	9	347	24.8	48	123	.390	38	84	.452	17	27	.630	7	24	31	2.2	20	0	24	19	6	6	151	10.8
44	Haas, Isaac	14	5	226	16.1	37	59	.627	0	0	.000	42	70	.600	19	33	52	3.7	31	0	7	22	15	1	116	8.3
0	Octeus, Jon	14	14	374	26.7	32	70	.457	3	15	.200	38	50	.760	18	45	63	4.5	37	0	41	19	3	18	105	7.5
31	Mathias, Dakota	14	4	237	16.9	22	60	.367	15	47	.319	8	9	.889	1	29	30	2.1	15	0	22	4	1	3	67	4.8
1	Scott, Bryson	11	1	133	12.1	14	35	.400	1	4	.250	14	22	.636	2	18	20	1.8	20	2	16	13	2	9	43	3.9
23	Taylor, Jacquil	5	0	35	7.0	5	10	.500	1	3	.333	2	4	.500	3	7	10	2.0	1	0	2	5	3	1	13	2.6
5	Smotherman, Basil	14	0	171	12.2	15	36	.417	1	11	.091	5	11	.455	10	22	32	2.3	17	0	12	6	5	6	36	2.6
3	Thompson, P.J.	13	1	191	14.7	9	31	.290	6	23	.261	6	8	.750	6	10	16	1.2	15	0	22	9	0	10	30	2.3
24	Brown, Anfernee	3	0	11	3.7	2	4	.500	1	2	.500	0	0	.000	1	4	5	1.7	3	0	0	1	0	1	5	1.7
11	Toyra, Stephen	5	0	16	3.2	0	2	.000	0	1	.000	2	4	.500	0	2	2	0.4	1	0	0	3	0	0	2	0.4
30	Beshears, Neal	1	0	0	0.0	0	0	.000	0	0	.000	0	0	.000	0	0	0	0.0	0	0	0	0	0	0	0	0.0
2	McKeeman, Jon	5	0	12	2.4	0	1	.000	0	0	.000	0	0	.000	0	0	0	0.0	1	0	0	1	0	0	0	0.0
TM	TEAM														18	24	42	3.0	1		6				0	
	TOTAL	14				353	739	.478	84	246	.341	270	392	.689	162	359	521	37.2	242	3	238	179	86	84	1060	75.7
	OPPONENTS	14				279	773	.361	76	237	.321	175	256	.684	163	276	439	31.4	325	13	140	194	34	83	809	57.8

2014-15 Losses Stats: 0-8

#	Player	GP	GS	Min	Avg	FG	FGA	Pct	3FG	FGA	Pct	FT	FTA	Pct	Off	Def	Tot	Avg	PF	FO	A	TO	Blk	Stl	Pts	Avg
0	Octeus, Jon	8	8	229	28.6	34	61	.557	6	11	.545	14	22	.636	13	30	43	5.4	25	1	18	12	1	8	88	11.0
44	Haas, Isaac	8	6	125	15.6	37	60	.617	0	0	.000	13	35	.371	14	22	36	4.5	26	1	2	14	4	1	87	10.9
20	Hammons, A.J.	8	2	168	21.0	30	69	.435	0	1	.000	15	22	.682	18	22	40	5.0	25	1	5	18	18	1	75	9.4
35	Davis, Rapheal	8	8	240	30.0	29	58	.500	2	9	.222	7	10	.700	12	20	32	4.0	13	0	18	11	0	7	67	8.4
21	Stephens, Kendall	8	7	176	22.0	20	65	.308	12	43	.279	14	15	.933	2	25	27	3.4	16	0	16	10	2	6	66	8.3
12	Edwards, Vince	8	8	229	28.6	23	60	.383	7	23	.304	3	4	.750	15	23	38	4.8	26	1	21	13	3	1	56	7.0
1	Scott, Bryson	7	0	71	10.1	13	32	.406	0	4	.000	16	19	.842	2	10	12	1.7	6	0	10	6	1	6	42	6.0
3	Thompson, P.J.	8	0	137	17.1	9	26	.346	4	17	.235	0	0	.000	2	3	5	0.6	15	0	5	3	1	4	22	2.8
5	Smotherman, Basil	8	0	85	10.6	9	15	.600	1	2	.500	1	2	.500	1	4	5	0.6	10	0	5	1	1	3	20	2.5
31	Mathias, Dakota	8	1	133	16.6	5	28	.179	4	16	.250	2	2	1.000	1	7	8	1.0	14	0	7	9	1	3	16	2.0
23	Taylor, Jacquiel	1	0	7	7.0	0	1	.000	0	1	.000	0	0	.000	0	2	2	2.0	0	0	0	1	1	0	0	0.0
TM	TEAM														21	8	29	3.6	0			3			0	
TOTAL		8				209	475	.440	36	127	.283	85	131	.649	101	176	277	34.6	176	4	107	101	33	40	539	67.4
OPPONENTS		8				205	434	.472	60	140	.429	152	213	.714	79	179	258	32.2	136	3	116	85	31	54	622	77.8



**2014-15 Individual Superlatives**

Category	Purdue	Opponent
Points	26 by Vince Edwards vs. IUPUI (11-16-14)	37 by D.J. Newbill, Penn State (1-17-15)
Points (Half)	19 (1st) by Vince Edwards vs. IUPUI (11-16-14)	22 (1st) by Jerome Hill, Gardner-Webb (12-22-14)
Field Goals Made	11 by Vince Edwards vs. IUPUI (11-16-14)	13 by D.J. Newbill, Penn State (1-17-15)
Field Goal Attempts	16 by Kendall Stephens vs. Penn State (1-17-15) 16 by Vince Edwards vs. IUPUI (11-16-14)	23 by D.J. Newbill, Penn State (1-17-15)
Field Goal Percentage (min. 6 made)	.778 (7-9) by A.J. Hammons vs. Northwestern (1-31-15) .778 (7-9) by Jon Octeus vs. Wisconsin (1-7-15) .778 (7-9) by Vince Edwards vs. BYU (11-26-14)	.692 (9-13) by Riley LaChance, Vanderbilt (12-13-14)
Three-Pointers Made	6 by Kendall Stephens vs. Penn State (1-17-15) 6 by Kendall Stephens vs. Arkansas State (12-10-14) 6 by Kendall Stephens vs. IUPUI (11-16-14)	5 by Tyler Strange, Gardner-Webb (12-22-14) 5 by Dallas Moore, North Florida (12-6-14) 5 by Marcus Foster, Kansas State (11-24-14)
Three-Point Attempts	12 by Kendall Stephens vs. Penn State (1-17-15)	11 by Chase Fischer, BYU (11-26-14)
Three-Point Percentage (min. 4 made)	.857 (6-7) by Kendall Stephens vs. Arkansas State (12-10-14)	.833 (5-6) by Tyler Strange, Gardner-Webb (12-22-14)
Free Throws Made	14 by Rapheal Davis vs. Missouri (11-25-14)	13 by Tyler Haws, BYU (11-26-14)
Free Throw Attempts	18 by Rapheal Davis vs. Missouri (11-25-14)	14 by Frank Kaminsky, Wisconsin (1-7-15) 14 by Tyler Haws, BYU (11-26-14)
Free Throw Percentage (min. 8 made)	1.000 (10-10) by Rapheal Davis vs. Minnesota (12-31-14) 1.000 (8-8) by Rapheal Davis vs. Indiana (1-28-15)	1.000 (8-8) by Melo Trimble, Maryland (1-10-15)
Offensive Rebounds	7 by Vince Edwards vs. North Carolina State (12-2-14)	11 by Gabriel Olaseni, Iowa (1-25-14)
Defensive Rebounds	10 by A.J. Hammons vs. Michigan (1-3-15)	13 by Pat Connaughton, Notre Dame (12-20-14)
Total Rebounds	12 by A.J. Hammons vs. Penn State (1-17-15) 12 by A.J. Hammons vs. Michigan (1-3-15) 12 by Rapheal Davis vs. Gardner-Webb (12-22-14) 12 by A.J. Hammons vs. IPFW (12-8-14)	16 by Gabriel Olaseni, Iowa (1-25-14)
Assists	7 by Jon Octeus vs. Penn State (1-17-15)	10 by Tyler Strange, Gardner-Webb (12-22-14)
Blocked Shots	8 by A.J. Hammons vs. Indiana (1-28-15)	5 by Nnanna Egwu, Illinois (1-21-15)
Steals	4 by Jon Octeus vs. Penn State (1-17-15)	6 by Kyle Collinsworth, BYU (11-26-14)
Minutes	41 by Jon Octeus vs. Penn State (1-17-15) 41 by Vince Edwards vs. BYU (11-26-14)	42 by D.J. Newbill, Penn State (1-17-15)

**2014-15 Team Superlatives**

Category	Purdue	Opponent
Points	87, Two Times	94 by Notre Dame (12-20-14)
Low	55 vs. Wisconsin (1-7-15)	30 by Grambling (11-20-14)
Points (Half)	55 (2nd) vs. Kansas State (11-24-14)	51 (2nd) by Gardner-Webb (12-22-14)
Low	24, Two Times	15, Two Times
Field Goals Made	32 vs. Gardner-Webb (12-22-14)	33 by Notre Dame (12-20-14)
Low	21, Two Times	11 by Grambling (11-20-14)
Field Goal Attempts	74 vs. North Florida (12-6-14)	66 by Samford (11-14-14)
Low	45 vs. Northwestern (1-31-15)	39 by Wisconsin (1-7-15)
Field Goal Percentage	.587 (27-46) vs. Indiana (1-28-15)	.583 (28-48) by Vanderbilt (12-13-14)
Low	.368 (21-57) vs. Maryland (1-10-15)	.227 (15-66) by Samford (11-14-14)
Field Goal Percentage (Half)	.667 (16-24; 1st) vs. Samford (11-14-14)	.640 (16-25; 2nd) by Gardner-Webb (12-22-14)
Low	.296 (8-27; 1st) vs. Maryland (1-10-15)	.182 (4-22; 2nd) by Michigan (1-3-15)
Three-Pointers Made	10 vs. Penn State (1-17-15)	14 by Gardner-Webb (12-22-14)
Low	2, Two Times	2 by Arkansas State (12-10-14)
Three-Point Attempts	25 vs. Grambling (11-20-14)	25 by Gardner-Webb (12-22-14)
Low	5 vs. Wisconsin (1-7-15)	10 by Illinois (1-21-15)
Three-Point Percentage	.477 (8-17) vs. IUPUI (11-16-14)	.643 (9-14) by Vanderbilt (12-13-14)
Low	.200 (4-20) vs. Iowa (1-25-14)	.143 (2-14) by Arkansas State (12-10-14)
Free Throws Made	33 vs. Missouri (11-25-14)	27 by Maryland (1-10-15)
Low	4 vs. Illinois (1-21-15)	4 by Grambling (11-20-14)
Free Throw Attempts	43 vs. Missouri (11-25-14)	32 by BYU (11-26-14)
Low	15 vs. Notre Dame (12-20-14)	11, Two Times
Free Throw Percentage	.815 (22-27) vs. Minnesota (12-31-14)	.875 (21-24) by Illinois (1-21-15)
Low	.429 (3-7) vs. Wisconsin (1-7-15)	.333 (4-12) by Grambling (11-20-14)
Personal Fouls	25 vs. Maryland (1-10-15)	32 by IUPUI (11-16-14)
Low	12, Two Times	12, Two Times
Total Rebounds	50 vs. North Florida (12-6-14)	46 by Iowa (1-24-15)
Low	26 vs. Wisconsin (1-7-15)	21 by Wisconsin (1-7-15)
Rebound Margin	+22 (44-22) vs. Michigan (1-3-15)	+15 (46-31) by Iowa (1-24-15)
Assists	24 vs. Grambling (11-20-14)	21 by Gardner-Webb (12-22-14)
Low	7 vs. Vanderbilt (12-13-14)	4 by Grambling (11-20-14)
Turnovers	17 vs. BYU (11-26-14)	27 by Grambling (11-20-14)
Low	6 vs. Iowa (1-24-15)	7 by Notre Dame (12-20-14)
Turnover Margin	+14 (13-27) vs. Grambling (11-20-14)	+6, Two Times
Blocked Shots	10, Two Times	7 by BYU (11-26-14)
Low	0 vs. Wisconsin (1-7-15)	0, Two Times
Steals	11 vs. Grambling (11-20-14)	10 by Maryland (1-10-15)
Low	3, Six Times	1 by Grambling (11-20-14)
Pts. / Possession	1.28, Two Times	1.27 by Kansas State (11-24-14)
Low	0.85 vs. Notre Dame (12-20-14)	0.44 by Grambling (11-20-14)



**2014-15 Miscellaneous Single-Game Information**

Date	Opponent	Biggest Lead		Lead	Ties	[---Time In the Lead---]			Biggest Run		Paint	Off TO	2nd-ch.	Fast B.	Bench	Fr.	So.	Jr.	Sr.	
		PU	Opp.			PU	Opp.	Tied	PU	Opp.										
N14	Samford	43	1	2	0	38:40	0:19	1:01	19	6	32-10	13-5	12-11	8-2	35-17	37	19	20	4	
N16	IUPUI	20	0	0	0	39:45	0:00	0:15	12	7	34-20	24-17	12-8	10-6	13-44	34	29	8	6	
N20	Grambling	52	0	0	0	39:46	0:00	0:14	13	5	44-12	41-4	15-4	8-2	52-15	39	21	15	7	
N24	Kansas State	2	20	4	5	1:45	32:55	4:48	6	11	32-36	9-22	12-12	4-12	36-29	31	30	6	12	
N25	Missouri	34	0	0	0	39:01	0:00	0:59	10	6	30-20	23-12	15-10	14-4	25-27	25	15	34	8	
N26	BYU	8	4	11	12	26:13	13:13	5:34	11	7	38-28	9-17	7-16	2-14	20-27	43	6	30	8	
D2	North Carolina State	9	2	9	8	29:28	3:17	6:40	9	7	22-18	9-18	22-14	0-5	23-25	39	9	18	0	
D6	North Florida	13	6	4	1	32:19	6:19	1:22	11	13	40-28	15-15	16-18	0-4	25-17	26	14	21	9	
D8	IPFW	21	3	1	0	37:19	1:44	0:57	15	8	36-18	11-13	11-5	4-6	32-5	24	13	20	6	
D10	Arkansas State	41	0	0	0	39:34	0:00	0:26	11	4	38-24	15-5	13-9	8-2	47-15	28	31	19	9	
D13	Vanderbilt	1	22	6	1	1:09	37:21	1:30	6	10	36-24	21-14	13-12	13-6	30-31	22	25	20	4	
D20	Notre Dame	8	32	7	6	7:09	28:31	4:20	9	11	38-42	4-22	2-7	7-12	26-22	19	18	15	11	
D22	Gardner-Webb	13	18	1	1	18:56	19:43	1:21	10	10	54-32	20-22	21-12	6-4	38-11	27	19	25	13	
D31	Minnesota	7	13	3	5	4:55	31:22	3:43	10	9	32-18	15-16	12-8	6-6	19-14	14	19	29	10	
J3	Michigan	14	10	5	4	20:29	17:12	2:19	9	6	32-6	11-11	11-6	2-2	18-23	19	8	24	13	
J7	Wisconsin	5	7	8	5	14:14	23:21	2:25	6	6	38-26	8-17	6-6	2-4	14-0	18	7	15	15	
J10	Maryland	3	9	4	3	1:07	37:25	1:28	9	8	26-20	13-16	14-4	4-5	12-28	17	15	18	10	
J17	Penn State	9	9	11	11	11:22	28:20	5:18	11	10	30-28	18-19	19-10	4-8	28-14	23	22	26	13	
J21	Illinois	9	9	11	7	19:48	16:26	3:46	8	8	32-22	9-13	11-12	4-6	16-2	21	0	22	14	
J24	Iowa	12	8	7	3	32:54	5:32	1:34	9	8	38-24	7-11	9-18	6-0	23-22	16	13	37	1	
J28	Indiana	20	0	0	0	39:10	0:00	0:50	10	7	46-38	17-14	6-17	12-8	31-14	23	24	30	6	
J31	Northwestern	16	3	8	8	30:01	4:27	5:32	11	6	32-22	14-8	10-10	2-9	16-12	17	6	31	14	
F4	Ohio State																			
F7	Minnesota																			
F12	Rutgers																			
F15	Nebraska																			
F19	Indiana																			
F26	Rutgers																			
M1	Ohio State																			
M4	Michigan State																			
M7	Illinois																			
M11	Big Ten Tournament																			
PURDUE TOTALS		52							19			780	326	269	126	579	562	363	483	193
PURDUE AVERAGES											35.5	14.8	12.2	5.7	26.3	25.5	16.5	22.0	8.8	
OPPONENT TOTALS		32							13		516	311	229	127	414					
OPPONENT AVERAGES											23.5	14.1	10.4	5.8	18.8					

**2014-15 Points-Rebounds-Assists**

Date	Opponent	#0	#1	#2	#3	#5	#11	#12	#20	#21	#23	#24	#30	#31	#35	#44
		Octeus	Scott	McKee.	Thomps.	Smother.	Toyra	Edwards	Hamm.	Steph.	Taylor	Brown	Beshe.	Mathias	Davis	Haas
N14	Samford	4-4-2	7-1-1	0-0-0	0-0-3	2-5-2	2-1-0	13-8-2	5-3-3	10-2-1	7-3-0	0-0-0	DNP	6-4-3	13-2-3	11-8-1
N16	IUPUI	6-3-4	5-2-0	DNP	0-1-1	0-0-0	DNP	26-8-0	6-4-2	24-4-1	0-2-0	DNP	DNP	2-0-4	2-1-2	6-1-0
N20	Grambling	7-2-2	8-1-2	0-0-0	6-2-4	4-6-5	0-0-0	2-6-3	6-7-0	6-0-2	5-2-2	3-2-0	DNP	9-5-0	9-1-2	17-6-2
N24	Kansas State	12-2-6	6-1-2	DNP	3-1-0	3-0-1	DNP	4-4-1	6-2-1	21-3-3	0-2-0	DNP	DNP	5-0-2	0-2-3	19-6-0
N25	Missouri	8-6-4	2-0-1	0-0-0	7-1-2	4-3-1	0-0-0	6-5-2	12-6-0	9-3-0	0-3-0	DNP	DNP	6-1-1	22-3-0	6-8-1
N26	BYU	8-4-3	2-0-2	DNP	4-1-1	0-0-2	DNP	25-9-2	12-4-1	4-5-1	DNP	DNP	DNP	2-2-1	18-4-1	12-2-0
D2	North Carolina State	0-4-1	DNP	DNP	3-3-4	0-0-0	DNP	16-9-2	15-5-0	9-2-2	DNP	DNP	DNP	7-2-1	3-4-6	13-7-0
D6	North Florida	9-10-2	2-3-4	DNP	7-2-1	2-2-2	DNP	5-7-2	16-7-1	10-4-4	DNP	DNP	DNP	0-3-0	5-2-2	14-6-0
D8	IPFW	6-9-3	0-2-2	DNP	2-2-2	0-0-0	DNP	6-4-4	13-12-1	13-2-2	DNP	DNP	DNP	6-1-2	7-1-2	10-5-0
D10	Arkansas State	9-1-1	8-3-4	0-0-0	5-2-2	3-4-0	0-1-0	6-5-5	10-5-2	18-1-2	1-0-0	2-3-0	DNP	10-3-0	9-3-4	6-5-1
D13	Vanderbilt	4-3-1	10-2-2	DNP	0-0-0	4-1-0	DNP	9-3-1	5-5-0	11-3-1	DNP	DNP	DNP	0-0-1	15-3-1	13-7-0
D20	Notre Dame	11-5-1	11-3-1	DNP	0-0-1	4-2-1	DNP	9-7-1	11-2-2	3-3-2	DNP	DNP	DNP	0-1-0	4-2-4	10-3-1
D22	Gardner-Webb	13-3-2	13-3-1	DNP	7-2-2	6-0-1	DNP	8-4-4	12-7-1	0-4-0	DNP	DNP	DNP	0-0-1	13-12-1	12-4-1
D31	Minnesota	10-4-4	0-4-1	DNP	0-1-0	0-2-0	DNP	8-4-3	11-9-2	19-2-4	DNP	DNP	DNP	0-0-2	18-2-4	6-3-0
J3	Michigan	13-8-2	DNP	DNP	0-2-1	0-0-0	DNP	16-6-2	15-12-0	8-4-1	DNP	DNP	DNP	3-3-0	7-6-6	0-1-0
J7	Wisconsin	15-8-1	DNP	DNP	0-0-0	0-0-0	DNP	4-5-4	11-4-0	7-1-2	DNP	DNP	DNP	3-1-1	4-1-2	11-1-0
J10	Maryland	10-6-3	0-0-0	DNP	3-0-1	1-0-0	DNP	6-3-2	6-6-0	14-7-3	DNP	DNP	DNP	2-1-1	12-4-3	6-7-0
J17	Penn State	13-4-7	0-0-1	DNP	0-0-0	0-1-0	DNP	11-1-2	21-12-0	22-4-3	DNP	DNP	DNP	7-0-4	5-5-1	5-1-0
J21	Illinois	14-6-2	0-0-0	DNP	2-0-0	0-0-0	DNP	11-5-6	8-7-0	0-2-1	DNP	DNP	DNP	6-2-1	14-6-2	2-2-0
J24	Iowa	1-5-3	DNP	DNP	0-0-2	13-6-1	DNP	4-1-4	13-3-2	0-0-4	DNP	XXXXX	DNP	2-5-2	24-4-1	10-4-0
J28	Indiana	6-2-3	11-6-2	0-0-0	3-1-0	8-4-1	0-0-0	9-5-3	11-3-1	5-2-0	DNP	XXXXX	0-0-0	7-3-0	19-5-2	4-0-1
J31	Northwestern	14-7-2	0-1-0	DNP	DNP	2-1-0	DNP	7-5-4	16-9-2	4-0-1	DNP	XXXXX	DNP	0-1-2	15-7-4	10-1-1
F4	Ohio State															
F7	Minnesota															
F12	Rutgers															
F15	Nebraska															
F19	Indiana															
F26	Rutgers															
M1	Ohio State															
M4	Michigan State															
M7	Illinois															
M11	Big Ten Tournament															



**Individual Production**

10+ Points	2015	Career
A.J. Hammons	15 (11-4)	52 (27-25)
Isaac Haas	13 (7-6)	13 (7-6)
Rapheal Davis	11 (7-4)	25 (13-12)
Kendall Stephens	10 (6-4)	21 (11-10)
Jon Octeus	10 (5-5)	10 (5-5)
Vince Edwards	7 (6-1)	7 (6-1)
Bryson Scott	4 (1-3)	14 (5-9)
Basil Smotherman	1 (1-0)	4 (4-0)
Dakota Mathias	1 (1-0)	1 (1-0)

20+ Points	2015	Career
Kendall Stephens	3 (2-1)	3 (2-1)
Rapheal Davis	2 (2-0)	3 (2-1)
Vince Edwards	2 (2-0)	2 (2-0)
A.J. Hammons	1 (1-0)	5 (2-3)

30+ Points	2015	Career
A.J. Hammons	0	1 (0-1)

10+ Rebounds	2015	Career
A.J. Hammons	3 (3-0)	15 (8-7)
Rapheal Davis	1 (0-1)	2 (0-2)
Jon Octeus	1 (0-1)	1 (0-1)
Bryson Scott	0	1 (0-1)

Double-Doubles	2015	Career
A.J. Hammons	3 (3-0)	12 (6-6)
Rapheal Davis	1 (0-1)	2 (0-2)
Bryson Scott	0	1 (0-1)
Basil Smotherman	0	1 (1-0)

Statsheet Stuffer	2015	Career
A.J. Hammons	2 (1-1)	10 (6-4)
Vince Edwards	2 (1-1)	1 (1-1)
Rapheal Davis	1 (1-0)	2 (2-0)
Kendall Stephens	0	1 (0-1)

► *At least five in three categories (pt, reb, ast, stl, blk).*

**Consecutive 10+ Point Games**

Rapheal Davis	4
A.J. Hammons	3
Isaac Haas	1
Jon Octeus	1

**Consecutive Games With a 3-Pointer**

Kendall Stephens	2
Vince Edwards	1

**Consecutive Free Throws Made**

Dakota Mathias	7
Vince Edwards	5
Rapheal Davis	4
Jon Octeus	4
Bryson Scott	2
Isaac Haas	1
Kendall Stephens	1
Stephen Toyra	1

**Opening Tips**

Won	Lost
A.J. Hammons	7 (7-0)
Isaac Haas	5 (3-2)
<b>Team Totals</b>	<b>12 (10-2)</b>

**Dunks**

2015	Career
A.J. Hammons	12
Isaac Haas	9
Basil Smotherman	4
Rapheal Davis	4
Jacquil Taylor	2
Jon Octeus	2
Vince Edwards	1

**Purdue Totals** 34

**And-Ones**

Chances	Pct.
Isaac Haas	5-15 .333
Vince Edwards	4-8 .500
A.J. Hammons	5-8 .625
Rapheal Davis	5-6 .833
Jon Octeus	3-4 .750
Bryson Scott	2-3 .667
Kendall Stephens	1-1 1.000

**Purdue Totals** 25-45 .556

**Charges Taken**

2015	Career
Basil Smotherman	4
Rapheal Davis	3
Vince Edwards	2
P.J. Thompson	2
A.J. Hammons	1
Dakota Mathias	1
Stephen Toyra	0
Bryson Scott	0
Kendall Stephens	0

**First Sub**

2015	Career
A.J. Hammons	9
Isaac Haas	7
Dakota Mathias	5
Kendall Stephens	3
P.J. Thompson	2
Bryson Scott	1
Basil Smotherman	1
Vince Edwards	1
Rapheal Davis	0
Stephen Toyra	0

First Points	2P	3P	FT	Tot.
Vince Edwards	5	1		6
Isaac Haas	5			5
A.J. Hammons	3			3
Jon Octeus	3			3
Rapheal Davis	1	1		2
Kendall Stephens		2		2
Dakota Mathias		1		1

Points Leader	2015	Career
Rapheal Davis	7 (4-3)	11 (5-6)
Kendall Stephens	6 (4-2)	8 (4-4)
Vince Edwards	5 (5-0)	5 (5-0)
A.J. Hammons	4 (2-2)	20 (8-12)
Jon Octeus	4 (0-4)	4 (0-4)
Bryson Scott	2 (0-2)	7 (3-4)
Isaac Haas	1 (1-0)	1 (1-0)

Rebounds Leader	2015	Career
A.J. Hammons	9 (8-1)	37 (20-17)
Vince Edwards	6 (5-1)	6 (5-1)
Isaac Haas	6 (3-3)	6 (3-3)
Jon Octeus	2 (0-2)	2 (0-2)
Rapheal Davis	1 (0-1)	11 (4-7)
Bryson Scott	1 (1-0)	4 (2-2)
Basil Smotherman	1 (1-0)	3 (2-1)
Kendall Stephens	1 (0-1)	1 (0-1)

Assists Leader	2015	Career
Jon Octeus	8 (6-2)	8 (6-2)
Vince Edwards	8 (5-3)	8 (5-3)
Rapheal Davis	7 (5-2)	8 (6-2)
Kendall Stephens	4 (2-2)	6 (3-3)
Bryson Scott	2 (0-2)	7 (3-4)
Dakota Mathias	2 (2-0)	2 (2-0)
A.J. Hammons	1 (1-0)	1 (1-0)
Basil Smotherman	1 (1-0)	1 (1-0)
P.J. Thompson	1 (1-0)	1 (1-0)

**PURDUE'S RECORD WHEN...**

Category	2014-15	Painter	Str.
All Games	14-8	205-120	W-3
At Home	10-3	133-31	W-2
On Road	2-3	41-58	W-1
At Neutral Sites	2-2	31-31	L-1
vs. Big Ten Foes	6-3	101-80	W-3
Big Ten Regular-Season	6-3	95-72	W-3
Big Ten Tournament		6-8	L-3
At Home	4-1	60-24	W-2
On Road	2-2	35-48	W-1
At Neutral Site		6-8	L-3
vs. Non-Conference Foes	8-5	104-40	L-3
At Home	6-2	73-7	L-1
On Road	0-1	6-11	L-1
At Neutral Site	2-2	25-21	L-1
vs. Ranked Opponent	2-3	27-58	W-2
vs. Unranked Opponent	12-5	177-62	W-1
In Overtime	2-0	6-7	W-2
Leading at Halftime	10-1	166-29	W-4
Trailing at Halftime	4-5	30-84	W-1
Tied at Halftime	0-2	8-8	L-2
Games Decided by 1-9 Pts.	6-6	73-62	W-2
3 Points or Less	1-1	25-21	L-1
4-6 Points	3-1	19-13	W-2
7-9 Points	2-4	29-28	W-1
Games Decided by 10+ Pts.	8-2	132-58	W-2
10-19 Points	2-1	74-45	W-2
20-Plus Points	6-1	58-13	L-1
Purdue Shoots 48% or Better	6-2	82-11	W-2
Purdue Shoots Less Than 48%	8-6	123-109	W-2
Opp. Shoots 48% or Better	0-4	13-52	L-9
Opp. Shoots Less Than 48%	14-4	192-68	W-3
Purdue Shoots Better Than Opp.	13-3	169-26	W-3
Opp. Shoots Better / Equal %	1-5	36-94	L-5
Purdue Outrebounds Opp.	12-5	141-42	W-2
Opp. Outreb. / Equals Purdue	2-3	64-78	W-2
Purdue Has More FT Attempts	12-0	145-23	W-12
Opp. Has More / Equal FT Att.	2-8	60-97	W-1
Purdue Makes 10+ 3-Ptrs.	1-0	28-6	W-2
Purdue Makes 5-9 3-Ptrs.	8-3	138-60	L-2
Purdue Makes 0-4 3-Ptrs.	5-5	39-54	W-3
Opp. Makes 10+ 3-Ptrs.	0-2	8-17	L-4
Opp. Makes 5-9 3-Ptrs.	8-4	113-74	W-2
Opp. Makes 0-4 3-Ptrs.	6-2	84-29	W-2
Purdue Has 0-9 Turnovers	2-0	54-25	W-2
Purdue Has 10-15 Turnovers	8-7	114-62	W-1
Purdue Has 16+ Turnovers	4-1	37-33	W-1
Opp. Has 0-9 Turnovers	3-4	23-38	W-2
Opp. Has 10-15 Turnovers	7-4	91-60	W-1
Opp. Has 16+ Turnovers	4-0	91-22	W-4
Purdue Has Fewer TOs	7-3	142-47	W-3
Purdue Has More / Equal TOs	7-5	63-73	W-2
Purdue Wins Reb. & TO Margin	6-3	84-8	W-2
Purdue Scores 0-49 Pts.		1-8	L-6
Purdue Scores 50-59 Pts.	0-2	7-34	L-8
Purdue Scores 60-69 Pts.	5-2	70-50	W-2
Purdue Scores 70-79 Pts.	2-3	73-21	W-1
Purdue Scores 80-89 Pts.	7-1	43-7	W-2
Purdue Scores 90+ Pts.		11-0	W-73
Opp. Scores 0-49 Pts.	4-0	36-1	W-7
Opp. Scores 50-59 Pts.	2-0	63-3	W-5
Opp. Scores 60-69 Pts.	6-3	79-39	W-3
Opp. Scores 70-79 Pts.	1-1	25-45	W-1
Opp. Scores 80-89 Pts.	1-3	1-25	L-2
Opp. Scores 90+ Pts.	0-1	1-7	L-4
0-1 Player in Double Figures	1-0	3-5	W-1
2 Players in Double Figures	2-0	40-35	W-2
3 Players in Double Figures	5-5	84-59	W-1
4 Players in Double Figures	6-2	62-15	W-4
5+ Players in Double Figures	0-1	16-6	L-3
In November	5-1	45-13	W-2
In December	4-4	54-21	W-1
In January	5-3	44-35	W-3
In February		39-35	L-3
In March		23-26	L-5
On Sunday	1-0	28-17	W-1
On Monday	1-2	7-4	L-1
On Tuesday	2-0	34-17	W-2
On Wednesday	4-2	42-23	W-1
On Thursday	1-0	11-14	W-1
On Friday	1-0	19-9	W-1
On Saturday	4-4	64-36	W-3

**2014-15 STARTING LINEUP INFORMATION (6)**

Guard	Guard	G / F	Forward	F / C	Games	Record
Octeus	Stephens	Davis	Edwards	Hammons	1, 2, 3, 4, 5, 6, 7, 8	6-2
Octeus	Stephens	Davis	Edwards	Haas	12, 13, 15, 16, 17, 18, 19	2-5
Octeus	Mathias	Davis	Edwards	Haas	10, 11	1-1
Octeus	Thompson	Davis	Edwards	Haas	9	1-0
Octeus	Scott	Stephens	Davis	Haas	14	1-0
Octeus	Mathias	Davis	Edwards	Hammons	20, 21, 22	3-0

**Start Chart**

Player	12	13	14	15	Tot.	Cons.	Record as Starter	Last Non-Start / Start
A.J. Hammons	27	25	11	63	3		32-31	Jan. 21, 2015 vs. Illinois (Non-Start)
Rapheal Davis	17	15	22	54	28		27-27	Feb. 20, 2014 vs. Michigan State (Non-Start)
Kendall Stephens		16	16	32			16-16	Jan. 21, 2015 vs. Illinois (Start)
Jon Octeus			22	22	22		14-8	March 23, 2013 vs. Louisville (Non-Start)
Vince Edwards			21	21	8		13-8	Dec. 31, 2014 vs. Minnesota (Non-Start)
Basil Smotherman			16				9-7	Feb. 5, 2014 vs. Minnesota (Start)
Isaac Haas			11	11			5-6	Jan. 21, 2015 vs. Illinois (Start)
Dakota Mathias			5	5	3		4-1	Jan. 21, 2015 vs. Illinois (Non-Start)
Bryson Scott		2	1	3			3-0	Dec. 31, 2014 vs. Minnesota (Start)
P.J. Thompson			1	1			1-0	Dec. 10, 2014 vs. Arkansas State (Start)



## ▶ THE LAST TIME THAT

### Individual - Scoring

**Scored 20 Points:** 24 by Rapheal Davis vs. [25] Iowa (1-24-15)  
**Scored 30 Points:** 32 by Terone Johnson vs. [7] Michigan (3-6-13)  
**Scored 40 Points:** 44 by Glenn Robinson vs. [13] Kansas (3-24-94)  
**Scored 50 Points:** 61 by Rick Mount vs. Iowa (2-28-70)  
**Two Players Had 20 Points:** 22 by Kendall Stephens; 21 by A.J. Hammons vs. Penn State (1-17-15)  
**Two Players Had 25 Points:** 26 by E'Twaun Moore, 25 by JaJuan Johnson vs. Oakland (11-21-10)  
**Two Players Had 30 Points:** 40 by Rick Mount, 31 by Billy Keller vs. Indiana (3-8-69)  
**Three Players Had 20 Points:** 29 by Mike Robinson, 25 by Brad Miller, 24 by Brian Cardinal vs. Louisiana-Monroe (11-20-97)  
**Four Players Had 15 Points:** 18 by Robbie Hummel, 18 by E'Twaun Moore, 16 by JaJuan Johnson, 15 by Chris Kramer vs. Minnesota (1-5-10)  
**Purdue / Opposing Player Had 30 Points:** 35 by Robbie Hummel, 32 by Evan Turner; Ohio State (1-12-10)  
**Scored in Double Figures in 10 Straight Games:** 13 by Ronnie Johnson (3-9-13 to 12-4-13)  
**Scored in Double Figures in 20 Straight Games:** 43 by JaJuan Johnson (2-24-10 to 3-20-11)  
**Scored in Double Figures in 30 Straight Games:** 43 by JaJuan Johnson (2-24-10 to 3-20-11)  
**Scored in Double Figures in 40 Straight Games:** 43 by JaJuan Johnson (2-24-10 to 3-20-11)  
**Scored in Double Figures in 50 Straight Games:** 55 by Glenn Robinson (12-29-92 to 3-26-94)

### Individual - Double-Doubles

**Double-Double:** 21 p, 12 r by A.J. Hammons vs. Penn State (1-17-15)  
**Triple-Double:** 16 p, 16 r, 11 b by Joe Barry Carroll vs. Arizona (12-10-77)  
**20-10 Game:** 21 p, 12 r by A.J. Hammons vs. Penn State (1-17-15)  
**30-10 Game:** 35 p, 10 r by Robbie Hummel vs. Ohio State (1-12-10)  
**Back-to-Back 20-10 Games:** JaJuan Johnson -- 25 p, 11 r vs. Oakland (11-21-10); 21 p, 11 r vs. Austin Peay (11-23-10)  
**Double-Double in Points and Rebounds:** 21 p, 12 r by A.J. Hammons vs. Penn State (1-17-15)  
**Double-Double in Points and Assists:** 10 p, 10 a by Lewis Jackson vs. [7] Ohio State (3-9-12)  
**Double-Double in Two Consecutive Games:** 2 by A.J. Hammons (3-2-14 to 3-5-14)  
**Double-Double in Three Consecutive Games:** 3 by Carl Landry (2-28-07 to 3-9-07)  
**Double-Double in Four Consecutive Games:** 4 by Glenn Robinson (12-21-93 to 1-5-94)  
**Double-Double in Five Consecutive Games:** 5 by John Garrett (1-2-75 to 1-13-75)  
**Two Players Recorded Double-Doubles:** 10 p, 10 r by Donnie Hale; 15 p, 12 r by A.J. Hammons vs. Penn State (2-5-13)  
**Three Players Recorded Double-Doubles:** 3 vs. Miami, Ohio (12-21-77)

### Individual - Field Goals

**Made 12 FGs in a Game:** 12 by Terone Johnson vs. [7] Michigan (3-6-13)  
**Made 13 FGs in a Game:** 13 by E'Twaun Moore vs. [2] Ohio State (2-20-11)  
**Made 14 FGs in a Game:** 15 by Glenn Robinson vs. [13] Kansas (3-24-94)  
**Made 15 FGs in a Game:** 15 by Glenn Robinson vs. [13] Kansas (3-24-94)  
**Attempted 20 FGs in a Game:** 22 by Terone Johnson vs. Santa Clara (3-25-13); 21 by Ronnie Johnson vs. Santa Clara (3-25-13)  
**Attempted 21 FGs in a Game:** 22 by Terone Johnson vs. Santa Clara (3-25-13); 21 by Ronnie Johnson vs. Santa Clara (3-25-13)  
**Attempted 22 FGs in a Game:** 22 by Terone Johnson vs. Santa Clara (3-25-13)  
**Attempted 23 FGs in a Game:** 23 by JaJuan Johnson vs. Iowa (3-5-11)  
**Attempted 24 FGs in a Game:** 24 by JaJuan Johnson vs. Virginia Tech (12-1-10)  
**Attempted 25 FGs in a Game:** 25 by Chad Austin vs. Penn State (2-21-98)  
**Attempted 30 FGs in a Game:** 33 by Glenn Robinson vs. [13] Kansas (3-24-94)

### Individual - Three-Pointers

**Made 6 3-pointers in a Game:** 6 by Kendall Stephens vs. Penn State (1-17-15)  
**Made 7 3-pointers in a Game:** 7 by D.J. Byrd vs. [3] Ohio State (2-7-12)  
**Made 8 3-pointers in a Game:** 8 by Ryne Smith vs. High Point (11-14-11)  
**Made 9 3-pointers in a Game:** Never  
**Attempted 10 3-pointers in a Game:** 12 by Kendall Stephens vs. Penn State (1-17-15)  
**Attempted 11 3-pointers in a Game:** 12 by Kendall Stephens vs. Penn State (1-17-15)  
**Attempted 12 3-pointers in a Game:** 12 by Kendall Stephens vs. Penn State (1-17-15)  
**Attempted 13 3-pointers in a Game:** 15 by Ryne Smith vs. High Point (11-14-11)  
**Attempted 14 3-pointers in a Game:** 15 by Ryne Smith vs. High Point (11-14-11)  
**Made a 3-pointer in 20 Straight Games:** 22 by Kendall Stephens (2-5-14 to present)  
**Made two 3-pointers in 10 Straight Games:** 11 by D.J. Byrd (12-15-12 to 1-27-13)  
**Made three 3-pointers in 5 Straight Games:** 5 by E'Twaun Moore (2-27-08 to 3-14-08)

### Individual - Free Throws

**Made 12 free throws in a Game:** 14 by Rapheal Davis vs. Missouri (11-25-14)  
**Made 13 free throws in a Game:** 14 by Rapheal Davis vs. Missouri (11-25-14)  
**Made 14 free throws in a Game:** 14 by Rapheal Davis vs. Missouri (11-25-14)  
**Made 15 free throws in a Game:** 15 by Carl Landry vs. South Alabama (11-22-05)  
**Attempted 15 free throws in a Game:** 18 by Rapheal Davis vs. Missouri (11-25-14)  
**Attempted 18 free throws in a Game:** 18 by Rapheal Davis vs. Missouri (11-25-14)  
**Attempted 20 free throws in a Game:** 21 by Brad Miller vs. Rhode Island (3-13-97)  
**Made all free throws (min. 10 attempts):** 10-of-10 by Rapheal Davis vs. Minnesota (12-31-14)

### Individual - Rebounds

**Grabbed 15 Rebounds:** 16 by A.J. Hammons vs. [3] Ohio State (12-31-13)  
**Grabbed 16 Rebounds:** 16 by A.J. Hammons vs. [3] Ohio State (12-31-13)  
**Grabbed 17 Rebounds:** 17 by JaJuan Johnson vs. Michigan State (2-27-11)  
**Grabbed 18 Rebounds:** 18 by Brad Miller vs. Ohio State (2-5-97)  
**Grabbed 19 Rebounds:** 20 by William Franklin vs. [20] Michigan (2-5-72)  
**Grabbed 20 Rebounds:** 20 by William Franklin vs. [20] Michigan (2-5-72)  
**Grabbed 8 Offensive Rebounds:** 9 by Ivan Kartelo vs. Chicago State (12-6-03)  
**Grabbed 12 Defensive Rebounds:** 14 by JaJuan Johnson vs. Michigan State (2-27-11)  
**Grabbed 10-Plus Rebounds in Two Consecutive Games:** 2 by A.J. Hammons (3-2-14 to 3-5-14)  
**Grabbed 10-Plus Rebounds in Three Consecutive Games:** 3 by JaJuan Johnson (1-1-10 to 1-9-10)  
**Two Players Had 10 Rebounds:** 2 vs. Minnesota (2-5-14); 14 by A.J. Hammons, 11 by Erick Peck

### Individual - Assists

**Dished Out 8 Assists:** 8 by Ronnie Johnson vs. Minnesota (2-5-14)  
**Dished Out 9 Assists:** 9 by Ronnie Johnson vs. Villanova (11-15-12)  
**Dished Out 10 Assists:** 10 by Lewis Jackson vs. [7] Ohio State (3-9-12)  
**Dished Out 11 Assists:** 12 by Austin Parkinson vs. Penn State (2-4-04)  
**Dished Out 12 Assists:** 12 by Austin Parkinson vs. Penn State (2-4-04)  
**Dished Out 5-plus assists in five straight games:** 6 by Lewis Jackson (2-12-12 to 3-4-12)  
**Dished Out 10-plus assists in two straight games:** 2 by Carson Cunningham (12-18-00 to 12-22-00)

### Individual - Blocked Shots

**5 Blocks:** 8 by A.J. Hammons vs. [22] Indiana (1-28-15)  
**6 Blocks:** 8 by A.J. Hammons vs. [22] Indiana (1-28-15)  
**7 Blocks:** 8 by A.J. Hammons vs. [22] Indiana (1-28-15)  
**8 Blocks:** 8 by A.J. Hammons vs. [22] Indiana (1-28-15)  
**Blocked 5-Plus Shots in Two Straight Games:** 2 by A.J. Hammons (1-13-13 to 1-16-13)

### Individual - Steals

**Grabbed 5 Steals:** 5 by E'Twaun Moore vs. IPFW (12-21-10)  
**Grabbed 6 Steals:** 6 by E'Twaun Moore vs. Arkansas-Pine Bluff (12-6-08)  
**Grabbed 7 Steals:** 7 by Brian Cardinal vs. South Carolina (12-22-98)

### Individual - Minutes

**Freshman Played 40 Minutes:** 41 by Vince Edwards vs. BYU (11-26-14)  
**Played Every Minute:** 40 by JaJuan Johnson vs. Minnesota (1-29-11)  
**Played Every Minute of an Overtime Game:** 45 by Bryant Dillon and Chris Lutz vs. Northwestern (1-25-06)  
**Freshman Played Every Minute of a Game:** 45 by Chris Lutz vs. Northwestern (1-25-06)



**P THE LAST TIME THAT****Individual - Fouls****Technical Foul - Player:** Ronnie Johnson vs. Penn State (2-2-14)**Technical Foul - Coach:** Matt Painter vs. Maryland (1-10-15)**Fouled Out:** Bryson Scott vs. [22] Indiana (1-28-15)**Two Players Fouled Out:** 2; A.J. Hammons, Vince Edwards vs. North Florida (12-6-14)**Three Players Fouled Out:** 3 vs. Oklahoma State (11-28-13)**Four Players Fouled Out:** 4 vs. [4] North Carolina (12-29-86)**Team - Scoring****Won by 40 or More Points:** 41 (87-46) vs. Arkansas State (12-10-14)**Won by 40 or More Points (Big Ten):** 44 (120-76) vs. Indiana (3-8-69)**Lost by 20 or More Points:** 31 (63-94) vs. [21] Notre Dame (12-20-14)**Lost by 30 or More Points:** 31 (63-94) vs. [21] Notre Dame (12-20-14)**Scored 90 or More Points:** 109 vs. Central Connecticut State (11-13-13)**Scored 100 or More Points:** 109 vs. Central Connecticut State (11-13-13)**Scored 100 or More Points (Big Ten):** 107 (107-75) vs. Ohio State (2-7-98)**Scored 100 or More Points in Consecutive Games:** 111 (111-112) vs. Iowa (2-11-74); 107 (107-80) vs. Wisconsin (2-16-74)**Scored 90 or More Points and Lost:** 96 (96-104) vs. Iowa State (1-24-87)**Scored 100 or More Points and Lost:** 111 (111-112) vs. Iowa (2-11-74)**Scored 50 or Fewer Points:** 49 vs. Ohio State (2-8-14)**Scored 50 or Fewer Points in Consecutive Games:** 48 (48-62) vs. Minnesota (2-25-99); 46 vs. [3] Michigan State (2-28-99)**Scored 40 or Fewer Points:** 39 vs. Northwestern (2-11-04)**Scored 50 or Fewer Points and Won:** 49 (49-45) vs. Iowa (2-14-09)**Scored 60 Points in a Half:** 60 (2nd) vs. Penn State (3-2-02)**Scored 50 Points in Both Halves:** (54-55) vs. Central Connecticut State (11-13-13)**Scored 15 Points or Less in a Half:** 14 (1st) vs. Richmond (11-27-10)**Scored 20 Points or Less in a Half:** 16 (1st) vs. Iowa (2-27-13)**Allowed 90 or More Points:** 94 (63-94) vs. [21] Notre Dame (12-20-14)**Allowed 100 or More Points:** 101 (87-101) vs. [6] Kentucky (12-3-96)**Allowed 100 or More Points (Big Ten):** 106 (65-106) vs. [4] Indiana (1-28-92)**Allowed 50 or Fewer Points:** 46 (87-46) vs. Arkansas State (12-10-14)**Allowed 40 or Fewer Points:** 30 (82-30) vs. Grambling (11-20-14)**Allowed 60 Points in a Half:** 62 (2nd) by Michigan State (1-25-89)**Allowed 15 Points or Less in a Half:** 15 (2nd) by Grambling (11-20-14)**Allowed 20 Points or Less in a Half:** 18 (2nd) by Michigan (1-3-15)**Team - Shooting****Shot 30.0 Percent or Lower From the Field:** .276 (16-58) vs. Northwestern (1-21-14)**Shot 35.0 Percent or Lower From the Field and Won:** .319 (18-57) vs. Penn State (1-18-14)**Shot 50.0 Percent or Higher From the Field and Lost:** .510 (25-49) vs. [4] Wisconsin (1-7-15)**Shot 55.0 Percent From the Field:** .587 (27-46) vs. [22] Indiana (1-28-15)**Shot 55.0 Percent From the Field in Consecutive Games:** .585 (31-53) vs. Wofford (11-19-05); .580 (29-50) vs. South Alabama (11-22-05)**Shot 60.0 Percent From the Field:** .612 (30-49) vs. [22] Michigan 2-11-06)**Shot 65.0 Percent From the Field:** .650 (39-60) vs. Ohio State (2-7-98)**Shot 70.0 Percent From the Field:** .770 (47-61) vs. LIU Brooklyn (11-14-97)**Shot 25.0 Percent or Lower From the Field in a Half:** .192 (1st) vs. Northwestern (3-9-14)**Shot 70.0 Percent From the Field in a Half:** .714 (2nd) vs. Illinois (12-31-11)**Shot 75.0 Percent From the Field in a Half:** .821 (2nd) vs. LIU Brooklyn (11-14-97)**Shot 60.0 Percent From the Field in Both Halves:** (.640 / .636) vs. Minnesota (3-8-01)**Shot 65.0 Percent From the Field in Both Halves:** (.727 / .821) vs. LIU Brooklyn (11-14-97)**Opponent Shot 30.0 Percent or Lower From the Field:** .298 (17-57) by Arkansas State (12-10-14)**Opponent Shot 30.0 Percent or Lower From the Field in Cons. Games:** .286 (16-56) by IPFW (12-8-14); .298 (17-57) by Arkansas State (12-10-14)**Opponent Shot 60.0 Percent From the Field:** .609 (28-46) by Michigan (1-30-14)**Opponent Shot 65.0 Percent From the Field:** .674 (29-43) by Loyola, Illinois (12-28-91)**Opponent Shot 70.0 Percent From the Field:** Never**Opponent Shot 65.0 Percent From the Field in Both Halves:** (.667 / .682) by Loyola, Illinois (12-28-91)**Opponent Shot 25.0 Percent or Lower From the Field in a Half:** .242 (1st) by [25] Iowa (1-24-15)**Opponent Shot 70.0 Percent From the Field in a Half:** .810 (2nd) by Michigan (2-26-09)**Opponent Shot 75.0 Percent From the Field in a Half:** .810 (2nd) by Michigan (2-26-09)**Team - Three-Pointers****Made 0 Three-Pointers:** 0 vs. Penn State (2-5-13)**Made 10 Three-Pointers:** 10 vs. Penn State (1-17-15)**Made 12 Three-Pointers:** 12 vs. [7] Ohio State (3-9-12)**Made 15 Three-Pointers:** 16 vs. Ohio State (2-7-98)**Made 12 or More Three-Pointers in Consecutive Games:** 13 vs. Nebraska (3-8-12); 12 vs. [7] Ohio State (3-9-12)**Attempted 5 or Fewer Three-Pointers:** 5 vs. [4] Wisconsin (1-7-15)**Attempted 10 or Fewer Three-Pointers:** 9 vs. Northwestern (1-31-15)**Attempted 25 Three-Pointers:** 25 vs. Penn State (1-17-15)**Attempted 30 Three-Pointers:** 34 vs. Coppin State (11-26-11)**Made 50.0 Percent of Three-Pointers:** .500 (7-of-14) vs. [13] Michigan State (2-20-14)**Made 60.0 Percent of Three-Pointers:** .636 (7-of-11) vs. Western Illinois (3-20-13)**Team - Free Throws****Made 30 Free Throws:** 33 vs. Missouri (11-25-14)**Made 35 Free Throws:** 35 vs. [9] Illinois (1-9-02)**Made 40 Free Throws:** 41 vs. Northwestern (2-8-69)**Made All of Its Free Throw Attempts:** 13-of-13 vs. Minnesota (1-13-11)**Attempted 40 Free Throws:** 43 vs. Missouri (11-25-14)**Attempted 45 Free Throws:** 46 vs. [9] Illinois (1-9-02)**Attempted 50 Free Throws:** 51 vs. Minnesota (2-16-91)**Attempted 5 or Fewer Free Throws:** 5 vs. Ohio State (2-8-14)**Attempted 0 Free Throws in a Half:** 0 (1st) vs. [4] Wisconsin (1-7-15)**Shot 40.0 Percent or Less From the Free Throw Line:** .400 (2-of-5) vs. Ohio State (2-8-14)**Team - Assists****Had 5 or Fewer Assists:** 5 vs. Nebraska (2-23-14)**Had 25 Assists:** 26 vs. IPFW (12-21-10)**Had 30 Assists:** 30 vs. Alcorn State (11-17-10)**Had 3.00 Assist:Turnover Ratio:** 3.17 (19:6) vs. [25] Iowa (1-24-15)**Team - Turnovers****Had 6 or Fewer Turnovers:** 6 vs. [25] Iowa (1-24-15)**Had 20 or More Turnovers:** 20 vs. Hofstra (11-11-12)**Forced 6 or Fewer Turnovers:** 6 vs. Northwestern (3-9-14)**Forced 20 or More Turnovers:** 27 by Grambling (11-20-14)**Team - Rebound Margin****Had Plus-20 Rebound Margin:** +22 (44-22) vs. Michigan (1-3-15)**Had Plus-25 Rebound Margin:** +25 (48-23) vs. Northwestern (2-24-13)**Had Minus-20 Rebound Margin:** -21 (27-48) vs. [3] Duke (3-26-10)**Had Minus-25 Rebound Margin:** -26 (20-46) vs. [10] Michigan State (2-28-10)**Team - Close Games****Game Decided by One Point:** L, 76-77 (ot) vs. [16] Michigan (2-26-14)**Game Decided by Two Points or Less:** W, 87-85 (ot) vs. BYU (11-26-14)**Game Decided by Three Points or Less:** L, 70-73 vs. North Florida (12-6-14)**Two Consecutive Games Decided by Three Points or Less:** W, 65-64 vs. Penn State (1-18-14); L, 60-63 (2 ot) vs. Northwestern (1-21-14)**Made a Last-Second Shot to Win:** A.J. Hammons vs. BYU (11-26-14)**Lost on a Last-Second Shot:** Glenn Robinson III, Michigan (2-26-14)**Team - Overtime****Played an Overtime Game:** W, 84-77 (1 ot) vs. Penn State (1-17-15)**Played a Two-Overtime Game:** W, 77-74 (3 ot) vs. Minnesota (2-5-14)**Played a Three-Overtime Game:** W, 77-74 (3 ot) vs. Minnesota (2-5-14)**Played a Four-Plus Overtime Game:** L, 56-59 (6 ot) vs. Minnesota (1-29-55)**Played Consecutive Overtime Games:** L, 72-74 (ot) vs. Illinois (1-8-92); W, 77-69 (ot) vs. Iowa (1-11-92)**Team - Comebacks****Came Back From 10 Down in the Second Half to Win:** W, 72-68 vs. Minnesota (12-31-14; trailed 38-25 w/ 18:56 left)**Came Back From 15 Down in the Second Half to Win:** W, 68-63 vs. Siena (12-1-13; trailed 48-32 w/ 17:56 left)**Gave Up a 10-Point Lead in the Second Half to Lose:** L, 70-73 vs. North Florida (12-6-14; led 38-28 w/ 18:59 left)**Gave Up a 15-Point Lead in the Second Half to Lose:** L, 63-66 vs. [11] Xavier (12-3-11; led 55-36 w/ 10:44 left)**Team - Ranked Games****Beat The No. 1-Ranked Team:** W, 72-69 vs. [1] Arizona (11-25-00)**Beat a Top-5 Ranked Team:** W, 76-63 vs. [2] Ohio State (2-20-11)**Beat a Top-5 Ranked Team on the Road:** W, 95-94 vs. [3] Michigan (3-6-94)**Beat a Top-10 Ranked Team:** W, 76-63 vs. [2] Ohio State (2-20-11)**Beat a Top-10 Ranked Team on the Road:** W, 60-57 vs. [9] Ohio State (2-17-10)**Beat a Top-25 Team:** W, 83-67 vs. [22] Indiana (1-28-15)**Beat a Top-25 Ranked Team on the Road:** W, 69-56 vs. [17] Wisconsin (3-3-13)



# GAME 23 | PURDUE vs. OHIO STATE | FEBRUARY 4, 2015



**PURDUE**  
**SAMFORD**

80  
40



**PURDUE**  
**IUPUI**

77  
57



**PURDUE**  
**GRAMBLING**

82  
30

GAME 01 | Nov. 14, 2014 | Mackey Arena (10,430)

Samford	fg-a	3p-a	ft-a	reb	pf	tp	a	b	s	min
35 Hood	2-8	1-3	2-2	1	3	7	0	0	0	21
25 Bradley	2-6	0-0	2-4	4	4	6	0	2	0	16
2 Hayman	0-3	0-0	0-1	3	2	0	1	0	0	14
10 Cunningham	4-10	0-2	2-2	5	2	10	2	2	0	30
15 Jones-Gibson	0-6	0-3	0-0	0	1	0	2	2	0	1
0 Enechionya	2-7	1-4	0-0	0	2	5	0	0	0	10
1 Roberts	0-3	0-2	0-0	1	0	0	0	0	0	10
4 Johnson	0-0	0-0	0-0	0	0	0	0	2	0	12
5 Shabazz	3-10	1-4	0-0	3	4	7	0	3	1	1
11 Taylor	1-7	0-1	0-0	6	1	2	2	1	0	4
24 Smith	0-2	0-1	0-0	1	1	0	2	0	0	10
55 Peters	1-4	0-0	1-2	3	4	3	0	0	1	0
TEAM				7						
<b>TOTALS</b>	<b>15-66</b>	<b>3-20</b>	<b>7-11</b>	<b>34</b>	<b>24</b>	<b>40</b>	<b>9</b>	<b>12</b>	<b>2</b>	<b>8</b>

Purdue	fg-a	3p-a	ft-a	reb	pf	tp	a	b	s	mp
12 Edwards	5-7	2-3	1-1	8	2	13	2	1	0	0
20 Hammons	2-5	0-2	1-2	3	1	5	3	2	4	1
0 Octeus	2-3	0-0	0-0	4	3	4	2	2	0	1
21 Stephens	3-5	3-4	1-2	2	0	10	1	0	0	1
35 Davis	5-8	1-3	2-3	2	1	13	3	1	0	0
1 Scott	2-3	1-1	2-4	1	2	7	1	2	1	1
2 McKeeman	0-0	0-0	0-0	0	0	0	0	0	0	0
3 Thompson	0-2	0-2	0-0	0	1	0	3	1	0	2
5 Smotherman	0-1	0-1	2-4	5	2	2	2	2	0	0
11 Toyra	0-0	0-0	2-4	1	1	2	0	1	0	0
23 Taylor	3-4	0-1	1-2	3	1	7	0	2	2	0
24 Brown	0-1	0-0	0-0	0	1	0	0	1	0	0
31 Mathias	2-4	2-4	0-0	4	0	6	3	0	0	0
44 Haas	2-4	0-0	7-9	8	1	11	1	0	2	1
TEAM				4						1
<b>TOTALS</b>	<b>26-47</b>	<b>9-21</b>	<b>19-31</b>	<b>45</b>	<b>16</b>	<b>80</b>	<b>21</b>	<b>16</b>	<b>9</b>	<b>6</b>

Samford	1st	2nd	ot	tot	F	fg%	3p%	ft%
Samford	16	24	--	--	40	.227	.150	.636
Purdue	43	37	--	--	80	.553	.429	.613

**Officials:** Tim Stewart, Lewis Garrison, Rob Kueneman  
**Records:** Samford (0-1); Purdue (1-0)  
**Technical Fouls:** None

GAME 02 | Nov. 16, 2014 | Mackey Arena (11,466)

IUPUI	fg-a	3p-a	ft-a	reb	pf	tp	a	b	s	min
15 Williams	2-5	0-0	0-0	5	4	4	0	0	0	2
11 James	1-2	0-0	2-2	1	4	4	0	2	0	0
1 Najee	0-2	0-1	0-0	2	3	0	0	2	0	0
2 Archie	0-0	0-0	0-0	0	1	0	0	2	0	0
22 Barksdale	2-4	0-1	1-3	4	0	5	2	3	0	0
5 Svee	5-9	4-7	0-0	0	2	14	0	2	0	0
10 McCallum	0-0	0-0	2-3	0	1	2	1	0	0	0
12 Stanback	0-1	0-1	0-0	1	5	0	0	1	0	1
14 Ray	0-2	0-0	0-0	0	1	0	0	1	0	0
25 Boutte	2-12	1-5	3-3	1	4	8	6	3	0	3
32 McCall	4-5	1-1	5-6	6	3	14	0	2	0	0
45 Brennan	3-4	0-0	0-0	5	4	6	1	2	0	1
TEAM				2						1
<b>TOTALS</b>	<b>19-46</b>	<b>6-16</b>	<b>13-17</b>	<b>27</b>	<b>32</b>	<b>57</b>	<b>10</b>	<b>21</b>	<b>0</b>	<b>7</b>

Purdue	fg-a	3p-a	ft-a	reb	pf	tp	a	b	s	mp
12 Edwards	11-16	2-5	2-3	8	1	26	0	3	1	31
20 Hammons	2-6	0-0	2-6	4	3	6	2	4	4	0
0 Octeus	1-4	0-1	4-5	3	2	6	4	1	1	1
21 Stephens	6-11	6-9	6-6	4	2	24	1	2	0	2
35 Davis	1-3	0-0	0-0	1	3	2	2	0	0	1
1 Scott	1-6	0-1	3-4	2	2	5	0	3	0	2
3 Thompson	0-0	0-0	0-0	1	2	0	1	1	0	1
5 Smotherman	0-0	0-0	0-1	0	0	0	0	0	0	1
23 Taylor	0-0	0-0	0-0	2	0	0	0	0	0	0
31 Mathias	1-2	0-1	0-0	0	0	2	4	0	0	0
44 Haas	2-2	0-0	2-6	1	3	6	1	0	0	0
TEAM				4						
<b>TOTALS</b>	<b>25-50</b>	<b>8-17</b>	<b>19-31</b>	<b>30</b>	<b>18</b>	<b>77</b>	<b>14</b>	<b>15</b>	<b>8</b>	<b>9</b>

IUPUI	1st	2nd	ot	tot	F	fg%	3p%	ft%
IUPUI	38	19	--	--	57	.413	.375	.765
Purdue	48	29	--	--	77	.500	.471	.613

**Officials:** Terry Wymer, Glenn "Buddy" Mayborg, Doran Gotschall  
**Records:** IUPUI (0-2); Purdue (2-0)  
**Technical Fouls:** None

GAME 03 | Nov. 20, 2014 | Mackey Arena (10,021)

Grambling	fg-a	3p-a	ft-a	reb	pf	tp	a	b	s	min
2 Freeman	0-5	0-0	0-2	8	1	0	1	5	0	0
4 McElwain	0-3	0-0	2-2	1	4	2	0	0	0	0
0 Brown	0-1	0-0	0-2	2	2	0	0	0	0	1
1 Shine	4-9	3-5	0-0	0	2	11	0	3	0	0
10 Cormier	1-4	0-1	0-0	2	3	2	1	5	0	0
3 Marshall	1-5	0-4	0-0	3	0	2	0	3	0	0
5 Aggyeman-Budu	1-1	1-1	0-0	0	0	3	0	2	0	0
11 Altheimer	0-1	0-0	0-2	1	0	0	0	0	0	0
12 Williams	3-4	0-0	0-0	3	1	6	0	0	0	0
22 Lowe	0-2	0-1	0-0	1	0	0	0	2	0	0
23 Patterson	0-2	0-2	1-2	1	0	1	0	1	0	0
24 Gary	1-2	0-0	1-2	0	3	3	1	2	0	0
TEAM				4						3
<b>TOTALS</b>	<b>11-41</b>	<b>4-15</b>	<b>4-12</b>	<b>27</b>	<b>19</b>	<b>30</b>	<b>4</b>	<b>27</b>	<b>0</b>	<b>1</b>

Purdue	fg-a	3p-a	ft-a	reb	pf	tp	a	b	s	mp
12 Edwards	1-4	0-0	0-0	6	2	2	3	1	0	2
20 Hammons	3-5	0-0	0-0	7	1	6	0	3	2	1
0 Octeus	3-4	0-0	1-3	2	2	7	2	1	0	1
21 Stephens	2-6	1-5	1-1	0	1	6	2	2	0	0
35 Davis	4-5	1-2	0-0	1	2	9	2	2	0	0
1 Scott	2-5	0-0	4-6	1	0	8	2	0	0	3
2 McKeeman	0-0	0-0	0-0	0	0	0	0	0	0	0
3 Thompson	2-8	2-7	0-0	2	0	6	4	0	0	2
5 Smotherman	2-6	0-1	0-0	6	3	4	5	1	0	1
11 Toyra	0-0	0-0	0-0	0	0	0	0	0	0	0
23 Taylor	2-3	1-1	0-0	2	0	5	2	3	0	1
24 Brown	1-2	1-2	0-0	2	1	3	0	0	0	0
31 Mathias	3-7	3-7	0-0	5	2	9	0	0	0	0
44 Haas	6-8	0-0	5-7	6	2	17	2	0	1	0
TEAM				1						
<b>TOTALS</b>	<b>31-63</b>	<b>9-25</b>	<b>11-17</b>	<b>41</b>	<b>16</b>	<b>82</b>	<b>24</b>	<b>13</b>	<b>3</b>	<b>11</b>

Grambling	1st	2nd	ot	tot	F	fg%	3p%	ft%
Grambling	15	15	--	--	30	.268	.267	.333
Purdue	37	45	--	--	82	.492	.360	.647

**Officials:** Paul Szecel, Kelly Pfeifer, Edwin Young  
**Records:** Grambling (1-2); Purdue (3-0)  
**Technical Fouls:** None



**PURDUE**  
**KANSAS STATE**

79  
88



**PURDUE**  
**MISSOURI**

82  
61



**PURDUE**  
**BYU**

87  
85

OT

GAME 04 | Nov. 24, 2014 | Lahaina Civic Center (2,400)

Purdue	fg-a	3p-a	ft-a	reb	pf	tp	a	b	s	mp
12 Edwards	2-5	0-2	0-0	4	3	4	1	0	2	0
20 Hammons	3-4	0-0	0-0	2	4	6	1	1	0	0
0 Octeus	4-6	1-1	3-3	2	1	12	6	2	0	0
21 Stephens	7-15	5-11	2-3	3	1	21	3	1	2	1
35 Davis	0-2	0-1	0-0	2	1	0	3	2	0	0
1 Scott	2-3	0-0	2-4	1	0	6	2	1	0	0
3 Thompson	1-1	1-1	0-0	1	4	3	0	1	0	0
5 Smotherman	1-2	1-2	0-0	0	0	3	1	0	0	0
23 Taylor	0-1	0-1	0-0	2	0	0	0	1	1	0
31 Mathias	1-3	1-3	2-2	0	3	5	2	2	0	0
44 Haas	7-9	0-0	5-8	6	3	19	0	1	0	0
TEAM				4						1
<b>TOTALS</b>	<b>28-51</b>	<b>9-22</b>	<b>14-20</b>	<b>27</b>	<b>20</b>	<b>79</b>	<b>19</b>	<b>13</b>	<b>5</b>	<b>3</b>

Kansas State	fg-a	3p-a	ft-a	reb	pf	tp	a	b	s	min
11 Williams	4-9	0-0	2-3	2	2	10	2	0	0	0
42 Gipson	4-4	0-0	1-1	0	3	9	0	1	0	0
1 Thomas	1-2	0-1	4-6	6	2	6	3	2	0	2
2 Foster	9-14	5-8	1-2	3	4	24	2	2	0	1
25 Iwundu	4-7	0-1	2-4	6	0	10	3	1	2	1
5 T. Harris	2-5	2-4	0-0	0	0	8	0	1	0	1
10 M. Harris	0-2	0-0	1-2	2	1	1	3	0	0	0
14 Edwards	0-2	0-2	0-2	2	1	0	0	0	0	1
11 Bolden	0-1	0-0	0-0	1	1	0	0	1	0	0
23 Johnson	3-6	0-2	3-4	1	0	9	4	0	0	3
41 Hurt	4-8	0-0	3-4	5	4	11	1	0	0	0
TEAM				5						1
<b>TOTALS</b>	<b>32-60</b>	<b>7-18</b>	<b>17-28</b>	<b>33</b>	<b>18</b>	<b>88</b>	<b>18</b>	<b>9</b>	<b>2</b>	<b>9</b>





GAME 07 | Dec. 2, 2014 | Mackey Arena (12,023)

NC State	fg-a	3p-a	ft-a	reb	pf	tp	a	to	b	s	min
10 Freeman	0-1	0-0	2-2	3	4	2	1	2	0	1	26
21 Anya	2-3	0-0	4-4	5	4	8	0	3	1	0	23
1 Lacey	6-10	3-6	0-3	2	1	15	3	0	0	0	33
12 Barber	2-6	0-0	2-5	2	2	6	2	1	0	0	31
22 Turner	2-6	1-3	0-0	3	4	5	2	2	0	0	30
0 Abu	0-0	0-0	0-0	1	0	0	1	0	0	0	4
14 Ca. Martin	2-6	0-1	3-3	2	2	7	2	1	0	2	22
15 Co. Martin	0-2	0-0	1-2	1	0	1	0	0	0	0	3
32 Washington TEAM	8-15	1-1	0-0	9	2	17	0	0	2	0	28
				3							
TOTALS	22-49	5-11	12-19	31	19	61	11	9	3	4	200
Purdue	fg-a	3p-a	ft-a	reb	pf	tp	a	to	b	s	mp
12 Edwards	6-8	3-4	1-3	9	1	16	2	3	0	0	33
20 Hammons	6-10	0-1	3-4	5	1	15	0	3	2	0	24
0 Ocutus	0-2	0-1	0-0	4	4	0	1	0	0	1	20
21 Stephens	2-11	1-4	4-6	2	2	9	2	1	0	0	26
35 Davis	1-8	0-2	1-2	4	3	3	6	2	0	2	37
3 Thompson	1-4	1-3	0-0	3	3	3	4	0	0	0	22
5 Smotherman	0-0	0-0	0-0	0	1	0	0	1	0	0	7
31 Mathias	2-6	2-5	1-2	2	1	7	1	0	0	0	15
44 Haas TEAM	4-7	0-0	5-5	7	1	13	0	0	0	0	16
				1							
TOTALS	22-56	7-20	15-22	37	17	66	16	10	2	3	200

Officials: Gene Statore, Lamont Simpson, Bill Ek  
Records: NC State (6-1); Purdue (6-1)  
Technical Fouls: None



GAME 08 | Dec. 6, 2014 | Mackey Arena (11,038)

North Florida		fg-a	3p-a	ft-a	reb	pf	tp	a	to	b	s	min
2	Beech	4-9	3-7	0-0	8	4	11	2	4	0	0	30
35	Davenport	3-9	0-1	1-5	4	2	7	1	3	1	3	30
33	Banks	1-4	0-0	0-0	0	5	2	1	0	0	0	12
0	Nesbitt	3-4	1-1	5-9	6	2	12	3	2	2	1	35
14	Moore	8-18	5-8	3-4	5	0	24	4	3	0	1	36
11	Mackey	0-3	0-2	0-0	2	1	0	1	0	0	0	24
12	Bodager	0-1	0-1	0-0	0	0	0	1	0	0	0	7
32	Daniels	6-11	1-2	4-7	8	2	17	2	3	1	2	26
TEAM					6							
TOTALS		25-59	10-22	13-25	39	16	73	15	15	4	7	200
<hr/>												
Purdue		fg-a	3p-a	ft-a	reb	pf	tp	a	to	b	s	mp
12	Edwards	2-8	1-4	0-1	7	5	5	2	2	0	1	31
20	Hammons	7-15	0-0	2-4	7	5	16	1	2	5	1	23
0	Ocutus	4-9	0-0	1-2	10	4	9	2	1	1	0	21
21	Stephens	2-7	2-6	4-4	4	0	10	4	3	0	2	26
35	Davis	2-6	0-2	1-2	2	1	5	2	2	0	0	17
1	Scott	1-3	0-0	0-0	3	1	2	4	1	0	2	16
3	Thompson	3-9	1-4	0-0	2	1	7	1	1	0	1	27
5	Smotherman	1-1	0-0	0-0	2	2	2	0	0	0	0	8
31	Mathias	0-6	0-3	0-0	3	0	0	0	1	0	0	16
44	Haas	7-10	0-0	0-3	6	3	14	0	1	0	1	15
TEAM					4							
TOTALS		29-74	4-19	8-16	50	22	70	18	14	6	8	200

Officials: Paul Szelc, Larry Sciotto, Brooks Wells  
Records: North Florida (6-3); Purdue (6-2)  
Technical Fouls: None



GAME 09 | Dec. 8, 2014 | Mackey Arena (10,007)

IPFW	fg-a	3p-a	ft-a	reb	pf	tp	a	to	b	s	min
44 Reed	2-11	1-2	2-2	6	2	7	3	3	0	1	31
54 Forbes	3-11	0-0	3-6	7	4	9	2	3	0	2	20
0 Evans	2-8	1-5	0-0	8	1	5	2	2	0	0	36
11 McCray	2-9	1-5	0-2	2	1	5	2	4	1	2	27
53 Edwards	5-11	1-2	1-2	1	1	12	3	0	0	1	37
10 Landis	0-1	0-1	0-0	1	0	0	0	0	0	0	24
12 Galder	0-1	0-0	0-0	0	0	0	0	0	0	0	3
32 Gunjina	0-0	0-0	0-0	1	0	0	0	0	0	0	5
50 Calhoun	2-4	0-0	1-3	3	5	5	0	1	0	0	17
TEAM				7				1			
TOTALS	16-56	4-15	7-15	36	14	43	12	14	1	6	200
Purdue	fg-a	3p-a	ft-a	reb	pf	tp	a	to	b	s	mp
12 Edwards	3-7	0-2	0-0	4	1	6	4	1	1	0	33
44 Haas	3-6	0-0	4-4	5	2	10	0	3	1	0	18
0 Ocutus	3-7	0-1	0-0	9	2	6	3	2	0	2	29
3 Thompson	1-3	0-1	0-0	2	0	2	2	1	0	1	20
35 Davis	2-3	0-0	3-3	1	0	7	2	1	2	1	19
1 Scott	0-1	0-0	0-0	2	5	0	2	1	0	0	13
5 Smotherman	0-0	0-0	0-0	0	2	0	0	0	1	0	7
20 Hammons	6-14	0-0	1-4	12	1	13	1	1	5	1	22
21 Stephens	5-11	3-7	0-0	2	2	13	2	1	0	1	22
31 Mathias	2-6	2-6	0-0	1	1	6	2	2	0	0	17
TEAM				4							
TOTALS	25-58	5-17	8-11	42	16	63	18	13	10	6	200
	1st	2nd	ot	2ot	F	fg%	3p%	ft%			
IPFW	19	24	--	--	43	.286	.267	.467			
Purdue	35	28	--	--	63	.431	.294	.727			

Officials: D.J. Carstensen, Pat Driscoll, Brett Gearhart  
Records: IPFW (5-3); Purdue (7-2)  
Technical Fouls: None



GAME 10 | Dec. 10, 2014 | Mackey Arena (9,964)

Arkansas State										
	fg-a	3p-a	ft-a	reb	pf	tp	a	b	s	min
14 Downs	0-3	0-0	0-0	2	5	0	1	0	0	0
24 Livingston	5-13	1-2	1-2	4	3	12	0	4	0	33
1 Golden	3-13	1-8	2-2	2	3	9	2	2	1	4
5 Hardwick	2-7	0-0	4-4	1	0	8	3	5	0	1
12 Gardner	1-6	0-3	0-0	2	5	2	1	1	0	23
0 Macklin	2-3	0-0	0-0	0	0	4	2	1	0	17
4 Pierre	0-0	0-0	0-0	0	0	0	0	0	0	2
11 Waters	0-0	0-0	0-0	0	0	0	0	0	0	3
13 Foster	0-2	0-1	0-0	3	2	0	2	2	0	17
25 White	0-1	0-0	1-2	3	3	1	0	0	0	10
33 Bocoum TEAM	4-9	0-0	2-4	10	1	10	0	2	1	24
				4						
TOTALS	17-57	2-14	10-14	31	22	46	11	17	2	5 200
Purdue										
	fg-a	3p-a	ft-a	reb	pf	tp	a	b	s	mp
12 Edwards	3-5	0-2	0-0	5	1	6	5	1	0	0
44 Haas	2-6	0-0	2-5	5	1	6	1	3	2	0
0 Ocutus	2-3	1-2	4-4	1	2	9	1	0	0	0
31 Mathias	3-5	1-2	3-3	3	0	10	0	0	0	2
35 Davis	3-6	0-1	3-6	3	2	9	4	1	0	0
1 Scott	4-7	0-1	0-0	3	0	8	4	1	1	1
2 McKeeman	0-0	0-0	0-0	0	1	0	0	1	0	0
3 Thompson	2-3	1-2	0-0	2	1	5	2	0	0	0
5 Smotherman	1-4	0-3	1-2	4	1	3	0	0	0	0
11 Toyra	0-1	0-1	0-0	1	0	0	0	0	0	0
20 Hammons	3-7	0-1	4-6	5	2	10	2	0	1	0
21 Stephens	6-9	6-7	0-0	1	0	18	2	3	3	1
23 Taylor	0-2	0-1	1-2	0	0	1	0	0	1	0
24 Brown TEAM	1-1	0-0	0-0	3	1	2	0	0	0	1
				5						
TOTALS	30-59	9-23	18-28	41	12	87	21	10	8	5 200

Officials: Verne Harris, Mike Scypers, Ryan Wells  
Records: Purdue (3-1); Kansas State (4-0)  
Technical Fouls: Kansas State - Foster



GAME 11 | Dec. 13, 2014 | Memorial Gymnasium (9,565)

Purdue	fg-a	3p-a	ft-a	reb	pf	tp	a	to	b	s	min
12 Edwards	4-6	1-2	0-0	3	4	9	1	2	0	0	27
44 Haas	5-8	0-0	3-8	7	2	13	0	2	1	0	20
0 Ocutus	1-5	1-2	1-2	3	5	4	1	1	0	0	21
31 Mathias	0-1	0-0	0-0	0	3	0	1	1	0	0	14
35 Davis	7-9	0-0	1-1	3	0	15	1	1	0	3	33
1 Scott	4-9	0-1	2-2	2	2	10	2	1	1	1	19
3 Thompson	0-1	0-1	0-0	0	2	0	0	0	0	0	11
5 Smotherman	2-3	0-0	0-0	1	1	4	0	0	0	0	11
20 Hammons	1-5	0-0	3-4	5	2	5	0	2	3	0	20
21 Stephens	2-8	1-5	6-6	3	2	11	1	2	0	1	24
TEAM				2							
TOTALS	26-55	3-11	16-23	29	23	71	7	12	5	5	200

Vanderbilt	fg-a	3p-a	ft-a	reb	pf	tp	a	to	b	s	min
3 Kornet	0-0	0-0	0-0	2	4	0	0	0	2	0	23
11 Roberson	2-3	2-2	0-0	3	4	6	1	0	0	0	22
30 Jones	6-14	0-1	3-5	5	3	15	0	5	2	1	31
4 Baldwin IV	1-3	1-2	0-0	3	2	3	6	1	0	1	26
13 LaChance	9-13	3-4	5-5	1	0	26	2	1	0	0	34
0 Mitchell	2-4	0-1	3-6	1	1	7	6	1	0	0	20
5 Fisher-Davis	3-4	3-4	0-0	3	1	9	1	1	0	0	18
10 Watkins	0-0	0-0	0-0	0	0	0	0	0	0	0	0+
12 McGloin	0-0	0-0	0-0	0	0	0	0	0	0	0	18
35 Siakam	4-5	0-0	4-5	5	2	12	1	3	0	0	0+
40 Henderson	1-2	0-0	1-2	0	4	3	0	0	0	1	8
TEAM				2				2			
TOTALS	28-48	9-14	16-23	25	21	81	17	14	4	4	200

	1st	2nd	ot	2ot	F	fg%	3p%	ft%
Purdue	32	39	--	--	71	.473	.273	.696
Vanderbilt	43	38	--	--	81	.583	.643	.696



# GAME 23 | PURDUE vs. OHIO STATE | FEBRUARY 4, 2015



**PURDUE**  
**GARDNER-WEBB**

**84**  
**89**



**PURDUE**  
**MINNESOTA**

**72**  
**68**



**PURDUE**  
**MICHIGAN**

**64**  
**51**

GAME 13 | Dec. 22, 2014 | Mackey Arena (8,835)

Gardner-Webb	fg-a	3p-a	ft-a	reb	pf	tp	a	b	s	min
34 Hill	11-17	3-5	6-13	9	3	31	2	6	0	1 37
20 Nelson	4-6	0-0	3-4	5	4	11	1	0	1	1 18
2 Strange	6-9	5-6	1-2	4	2	18	10	2	1	1 39
15 Davis	5-6	3-3	0-0	0	1	13	1	0	0	1 22
23 Burbage	2-7	1-3	0-0	1	4	5	0	0	0	1 29
4 McBride	0-3	0-2	3-4	2	2	3	4	3	0	0 22
5 Poston	1-4	1-4	0-0	1	0	3	3	1	1	0 19
24 Ivey	2-4	1-2	0-0	2	1	5	0	1	0	0 12
33 Hensley	0-0	0-0	0-0	0	0	0	0	0	0	0 2
TEAM				3						

**TOTALS** 31-56 14-25 13-23 27 17 89 21 13 3 5 200

Purdue	fg-a	3p-a	ft-a	reb	pf	tp	a	b	s	mp
12 Edwards	3-5	1-1	1-1	4	2	8	4	1	0	0 21
44 Haas	6-9	0-0	0-2	4	5	12	1	3	0	0 11
0 Octeus	3-4	2-3	5-6	3	2	13	2	0	0	1 32
21 Stephens	0-5	0-4	0-0	4	1	0	0	1	0	0 20
35 Davis	6-10	0-1	1-2	12	1	13	1	1	0	2 32
1 Scott	2-7	0-1	9-10	3	2	13	1	1	0	2 13
3 Thompson	3-7	1-5	0-0	2	3	7	2	0	0	1 21
5 Smotherman	3-5	0-0	0-0	0	1	6	1	1	1	2 17
20 Hammons	6-15	0-0	0-0	7	2	12	1	4	3	0 22
31 Mathias	0-1	0-0	0-0	0	1	0	1	0	0	1 11
TEAM				2						

**TOTALS** 32-68 4-15 16-21 41 20 84 14 12 4 9 200

	1st	2nd	ot	tot	F	fg%	3p%	ft%
Gardner-Webb	38	51	--	--	89	.554	.560	.565
Purdue	38	46	--	--	84	.471	.267	.762

**Officials:** John Higgins, Bill Ek, Lewis Garrison  
**Records:** Gardner-Webb (8-5); Purdue (8-5)  
**Technical Fouls:** None

GAME 14 | Dec. 31, 2014 | Mackey Arena (10,018)

Minnesota	fg-a	3p-a	ft-a	reb	pf	tp	a	b	s	min
15 Walker	6-9	0-0	1-2	7	4	13	1	3	0	3 23
24 King	4-6	3-4	2-2	1	4	13	3	3	2	0 37
1 Hollins	2-10	1-3	2-2	4	2	7	1	1	0	0 32
4 Mathieu	4-9	2-2	1-2	5	3	11	1	4	0	1 34
11 Morris	3-7	0-1	4-6	5	2	10	5	1	0	1 28
2 Mason	4-9	2-5	2-4	3	2	12	2	0	0	1 26
21 Konate	0-0	0-0	0-0	1	2	0	0	1	0	0 4
23 Buggs	0-1	0-1	0-0	0	0	0	0	0	0	0 3
55 Eliason	0-2	0-0	2-2	2	3	2	2	0	1	0 13
TEAM				3						

**TOTALS** 23-53 8-16 14-20 31 22 68 15 13 3 6 200

Purdue	fg-a	3p-a	ft-a	reb	pf	tp	a	b	s	mp
44 Haas	2-4	0-0	2-3	3	0	6	0	1	1	0 17
0 Octeus	3-6	0-0	4-6	4	1	10	4	2	0	1 35
1 Scott	0-3	0-0	0-0	4	2	0	1	2	0	0 12
21 Stephens	7-15	4-8	1-2	2	0	19	4	1	1	0 37
35 Davis	4-6	0-0	10-10	2	3	18	4	1	0	0 28
3 Thompson	0-0	0-0	0-0	1	2	0	0	2	0	1 5
5 Smotherman	0-1	0-0	0-0	2	2	0	0	0	0	0 7
12 Edwards	2-6	0-1	4-4	4	2	8	3	2	0	0 23
20 Hammons	5-9	0-0	1-2	9	3	11	2	1	1	1 23
31 Mathias	0-2	0-2	0-0	0	2	0	2	0	0	0 13
TEAM				1						

**TOTALS** 23-52 4-11 22-27 32 17 72 20 12 3 3 200

	1st	2nd	ot	tot	F	fg%	3p%	ft%
Minnesota	36	32	--	--	68	.434	.500	.700
Purdue	25	47	--	--	72	.442	.364	.815

**Officials:** Terry Wymer, Mike Eades, Tom Eades  
**Records:** Minnesota (11-3, 0-1); Purdue (9-5, 1-0)  
**Technical Fouls:** None

GAME 15 | Jan. 3, 2015 | Mackey Arena (11,271)

Michigan	fg-a	3p-a	ft-a	reb	pf	tp	a	b	s	min
21 Irvin	2-12	1-4	3-4	4	1	8	1	2	0	1 37
32 Doyle	3-3	0-0	0-2	2	1	6	0	1	1	1 20
3 Chatman	0-0	0-0	0-0	0	4	0	0	0	0	0 7
10 Walton, Jr.	2-9	1-4	3-3	3	2	8	2	2	0	1 26
23 LeVert	2-8	0-1	2-3	5	2	6	3	2	0	1 38
2 Albrecht	4-7	4-5	5-6	2	2	17	2	0	0	1 29
12 Abdur-Rahkman	0-0	0-0	0-0	0	1	0	0	0	0	0 5
24 Dawkins	0-2	0-1	0-0	2	2	0	0	1	0	0 18
34 Donnal	0-2	0-1	0-2	2	4	0	0	0	0	0 5
44 Bielfeldt	2-4	2-4	0-0	2	1	6	1	2	1	1 15
TEAM				0						

**TOTALS** 15-47 8-20 13-20 22 20 51 9 11 2 6 200

Purdue	fg-a	3p-a	ft-a	reb	pf	tp	a	b	s	mp
12 Edwards	5-8	0-0	6-9	6	1	16	2	0	0	1 32
44 Haas	0-1	0-0	0-2	1	4	0	0	4	0	0 9
0 Octeus	4-7	0-2	5-6	8	4	13	2	0	0	2 36
21 Stephens	3-6	2-5	0-0	4	4	8	1	1	1	0 35
35 Davis	2-8	0-1	3-7	6	2	7	6	3	0	2 35
3 Thompson	0-1	0-1	0-0	2	0	0	1	1	0	0 11
5 Smotherman	0-1	0-1	0-0	0	1	0	0	1	0	0 6
20 Hammons	6-11	0-0	3-5	12	1	15	0	3	2	2 31
31 Mathias	1-3	1-3	0-0	3	0	3	0	0	0	0 5
TEAM				2						

**TOTALS** 21-46 3-13 17-29 44 18 62 12 14 3 7 200

	1st	2nd	ot	tot	F	fg%	3p%	ft%
Michigan	33	18	--	--	51	.319	.400	.650
Purdue	25	39	--	--	64	.457	.231	.586

**Officials:** Gene Staterore, Chris Beaver, Rob Riley  
**Records:** Michigan (8-6, 1-1); Purdue (10-5, 2-0)  
**Technical Fouls:** Purdue - TEAM

**\*\* PURDUE SCORES 2 POINTS ON DEFENSIVE TIP WITH 6:04 TO PLAY IN SECOND HALF. \*\***



**PURDUE**  
**[4] WISCONSIN**

**55**  
**62**



**PURDUE**  
**[11] MARYLAND**

**60**  
**69**



**PURDUE**  
**PENN STATE**

**84**  
**77**

**OT**

GAME 16 | Jan. 7, 2015 | Kohl Center (17,279)

Purdue	fg-a	3p-a	ft-a	reb	pf	tp	a	b	s	mp
12 Edwards	2-6	0-2	0-0	5	4	4	4	1	0	0 36
44 Haas	5-7	0-0	1-3	1	3	11	0	2	0	0 17
0 Octeus	7-9	0-0	1-2	8	4	15	1	3	0	1 35
21 Stephens	3-6	1-2	0-0	1	4	7	2	0	0	0 12
35 Davis	2-7	0-0	0-0	1	1	4	2	1	0	0 38
3 Thompson	0-1	0-0	0-0	0	1	0	0	0	0	1 14
5 Smotherman	0-1	0-0	0-0	0	2	0	0	0	0	0 6
20 Hammons	5-10	0-0	1-2	4	3	11	0	4	0	0 23
31 Mathias	1-2	1-1	0-0	1	2	3	1	1	0	1 19
TEAM				5						

**TOTALS** 25-49 2-5 3-7 26 24 55 10 12 0 3 200

Wisconsin	fg-a	3p-a	ft-a	reb	pf	tp	a	b	s	min
10 Hayes	1-5	1-3	4-4	5	3	7	2	2	2	1 35
15 Dekker	2-7	0-2	2-2	5	1	6	1	1	1	0 34
44 Kaminsky	5-9	0-2	11-14	4	0	21	0	2	1	1 36
12 Jackson	5-8	0-2	3-5	2	1	13	2	1	0	2 33
21 Gasser	4-7	2-4	5-6	4	3	15	0	0	0	1 34
13 Dukan	0-1	0-1	0-0	0	3	0	0	1	0	0 9
24 Koenig	0-1	0-0	0-0	0	0	0	1	0	0	1 15
30 Brown	0-1	0-0	0-0	1	1	0	0	1	0	0 4
TEAM				0						

**TOTALS** 17-39 3-14 25-31 21 12 62 6 8 4 6 200

	1st	2nd	ot	tot	F	fg%	3p%	ft%
Purdue	27	28	--	--	55	.510	.400	.429
Wisconsin	28	34	--	--	62	.436	.214	.806

**Officials:** John Higgins, Brian Dorsey, John Gaffney  
**Records:** Purdue (10-6, 2-1); Wisconsin (15-1, 3-0)  
**Technical Fouls:** None

GAME 17 | Jan. 10, 2015 | Mackey Arena (10,756)

Maryland	fg-a	3p-a	ft-a	reb	pf	tp	a	b	s	min
10 Layman	2-11	1-4	9-11	8	3	14	0	0	3	2 31
35 Dodd	0-0	0-0	0-0	0	4	0	1	1	0	0 2
44 Wells	3-6	0-0	7-8	7	4	13	4	3	0	2 25
2 Trimble	1-7	1-4	8-8	4	2	11	1	2	0	2 36
11 Nickens	1-4	1-4	0-0	0	2	3	0	0	0	0 15
1 Smotrycz	1-6	0-3	0-0	5	2	2	0	1	0	1 21
5 Wiley	3-5	1-1	2-2	1	1	9	2	0	0	0 16
15 Cekovsky	2-2	0-0	0-0	0	2	4	0	1	0	1 10
20 Pack	4-6	2-4	1-2	2	0	11	0	1	0	1 23
25 Graham	1-1	0-0	0-0	1	2	2	0	1	1	1 21
TEAM				3						

**TOTALS** 18-48 6-20 27-31 31 22 69 8 10 5 10 200

Purdue	fg-a	3p-a	ft-a	reb	pf	tp	a	b	s	mp
12 Edwards	2-9	2-6	0-0	3	3	6	2	3	1	0 30
44 Haas	2-5	0-0	2-6	7	4	6	0	1	2	0 17
0 Octeus	4-11	0-1	2-3	6	4	10	3	2	0	2 32
21 Stephens	5-14	2-8	2-2	7	4	14	3	3	0	2 30
35 Davis	4-7	0-1	4-5	4	3	12	3	1	0	0 34
1 Scott	0-0	0-0	0-0	0	0	0	0	0	0	0 0+
3 Thompson	1-2	1-2	0-0	0	2	3	1	0	0	1 14
5 Smotherman	0-0	0-0	1-2	0	1	1	0	0	0	0 10
20 Hammons	2-6	0-0	2-2	6	4	6	0	3	1	0 18





GAME 19 | Jan. 21, 2015 | State Farm Center (12,965)

Purdue	fg-a	3p-a	ft-a	reb	pf	tp	a	b	s	mp
12 Edwards	4-13	1-4	2-2	5	4	11	6	3	0	33
44 Haas	1-2	0-0	0-1	2	2	2	0	1	0	7
0 Octeus	7-11	0-2	0-2	6	3	14	2	1	0	2
21 Stephens	0-4	0-2	0-0	2	1	0	1	0	0	12
35 Davis	6-13	2-4	0-0	6	3	14	2	1	0	1
1 Scott	0-0	0-0	0-0	0	0	0	0	0	0	1
3 Thompson	1-3	0-2	0-0	0	0	2	0	1	0	8
5 Smotherman	0-0	0-0	0-0	0	1	0	0	0	0	7
20 Hammons	3-6	0-0	2-4	7	1	8	0	1	4	0
31 Mathias	2-8	2-7	0-0	2	3	6	1	2	1	1
TEAM				5						
<b>TOTALS</b>	<b>24-60</b>	<b>5-21</b>	<b>4-9</b>	<b>35</b>	<b>18</b>	<b>57</b>	<b>12</b>	<b>10</b>	<b>5</b>	<b>4 200</b>

Illinois	fg-a	3p-a	ft-a	reb	pf	tp	a	b	s	min
12 Black	6-9	0-0	3-5	13	4	15	0	2	0	2
32 Egbu	5-10	0-0	1-1	7	4	11	0	0	5	3
1 Tate	0-3	0-0	6-6	2	1	6	6	3	0	1
21 Hill	5-12	2-3	6-6	6	0	18	4	1	0	0
25 Nunn	4-15	1-5	5-6	7	1	14	2	2	0	1
3 Starks	1-9	0-2	0-0	1	0	2	1	1	0	0
10 Laulip	0-0	0-0	0-0	0	0	0	0	0	0	0
22 Morgan	0-2	0-0	0-0	1	1	0	0	0	0	1
31 Colbert	0-0	0-0	0-0	0	1	0	0	0	0	0
TEAM				6						
<b>TOTALS</b>	<b>21-60</b>	<b>3-10</b>	<b>21-24</b>	<b>43</b>	<b>12</b>	<b>66</b>	<b>13</b>	<b>9</b>	<b>5</b>	<b>8 200</b>

	1st	2nd	ot	2ot	F	fg%	3p%	ft%
Purdue	30	27	--	--	57	.400	.238	.444
Illinois	32	34	--	--	66	.350	.300	.875

**Officials:** Pat Driscoll, Tom Eades, Lewis Garrison  
**Records:** Illinois (13-7, 3-4), Purdue (11-8, 3-3)  
**Technical Fouls:** None



GAME 20 | Jan. 24, 2015 | Mackey Arena (12,068)

Iowa	fg-a	3p-a	ft-a	reb	pf	tp	a	b	s	min
20 Uthoff	2-14	0-5	2-2	6	2	6	2	0	2	0
30 White	2-2	0-0	0-0	2	1	4	0	0	0	0
34 Woodbury	2-2	0-0	3-4	1	5	7	0	0	0	2
3 Jok	2-9	0-2	2-2	9	3	6	3	1	0	1
10 Gesell	7-14	1-3	3-5	3	2	18	3	3	0	0
0 Olaseni	2-10	0-0	5-9	16	4	9	1	2	0	0
2 Oglesby	1-5	1-4	0-0	1	0	3	1	0	0	0
5 Clemmons	3-4	2-2	1-2	0	2	9	0	0	0	0
11 Dickerson	0-0	0-0	1-2	0	1	1	0	1	0	0
25 Uhl	0-4	0-1	0-0	3	0	0	0	0	0	0
TEAM				5						1
<b>TOTALS</b>	<b>21-64</b>	<b>4-17</b>	<b>17-26</b>	<b>46</b>	<b>20</b>	<b>63</b>	<b>10</b>	<b>8</b>	<b>2</b>	<b>3 200</b>

Purdue	fg-a	3p-a	ft-a	reb	pf	tp	a	b	s	mp
12 Edwards	2-4	0-2	0-0	1	2	4	4	1	0	0
20 Hammons	5-6	0-0	3-4	3	4	13	2	0	1	0
0 Octeus	0-3	0-1	1-2	5	4	1	3	1	0	0
31 Mathias	1-7	0-4	0-0	5	0	2	2	0	0	0
35 Davis	8-14	3-5	5-9	4	0	24	1	1	1	0
3 Thompson	0-4	0-3	0-0	0	2	0	2	0	0	1
5 Smotherman	5-6	1-2	2-4	6	2	13	1	0	2	1
21 Stephens	0-4	0-3	0-0	0	0	0	4	1	0	0
44 Haas	4-5	0-0	2-4	4	3	10	0	1	4	1
TEAM				3						1
<b>TOTALS</b>	<b>25-53</b>	<b>4-20</b>	<b>13-23</b>	<b>31</b>	<b>17</b>	<b>67</b>	<b>19</b>	<b>6</b>	<b>8</b>	<b>3 200</b>

	1st	2nd	ot	2ot	F	fg%	3p%	ft%
Iowa	24	39	--	--	63	.328	.235	.654
Purdue	34	33	--	--	67	.472	.200	.565

**Officials:** Mike Sanzere, Donnie Eppley, Brian Dorsey  
**Records:** Purdue (12-8, 4-3), Iowa (13-7, 4-3)  
**Technical Fouls:** None



GAME 21 | Jan. 28, 2015 | Mackey Arena (14,846)

Indiana	fg-a	3p-a	ft-a	reb	pf	tp	a	b	s	min
5 Williams	4-12	0-0	0-0	6	3	8	0	2	1	3
30 Hartman	1-3	0-1	0-0	5	5	2	1	2	0	0
1 Blackmon, Jr.	4-13	1-5	4-6	1	0	13	1	2	0	1
4 Johnson	3-6	1-2	2-3	2	3	9	0	1	0	2
11 Ferrell	9-20	1-6	2-3	1	3	21	3	2	0	1
2 Zeisloft	1-2	1-2	0-0	2	5	3	1	0	0	1
3 Hoetzel	2-6	0-3	1-2	5	3	5	0	2	0	0
10 Burton	0-0	0-0	0-0	0	0	0	0	0	0	0
22 Robinson	1-3	0-0	2-2	3	1	4	2	0	0	0
25 Holt	0-1	0-0	2-2	1	3	2	0	0	1	1
TEAM				8						
<b>TOTALS</b>	<b>25-66</b>	<b>4-19</b>	<b>13-18</b>	<b>34</b>	<b>26</b>	<b>67</b>	<b>8</b>	<b>11</b>	<b>2</b>	<b>9 200</b>

Purdue	fg-a	3p-a	ft-a	reb	pf	tp	a	b	s	mp
12 Edwards	3-5	0-1	3-4	5	1	9	3	2	1	2
20 Hammons	4-4	0-0	3-4	3	1	11	1	1	8	1
0 Octeus	1-2	0-1	4-4	2	4	6	3	3	0	0
31 Mathias	2-5	1-4	2-2	3	2	7	0	1	0	0
35 Davis	5-8	1-1	8-8	5	1	19	2	2	1	1
1 Scott	4-7	0-1	3-6	6	5	11	2	1	0	0
2 McKeeman	0-0	0-0	0-0	0	0	0	0	0	0	0+
3 Thompson	1-2	1-2	0-0	1	0	3	0	0	0	0
5 Smotherman	4-4	0-0	0-0	4	2	8	1	0	0	2
11 Toyra	0-0	0-0	0-0	0	0	0	0	0	0	0+
21 Stephens	2-7	1-4	0-1	2	2	5	0	2	0	0
30 Beshears	0-0	0-0	0-0	0	0	0	0	0	0	0+
44 Haas	1-2	0-0	2-4	0	2	4	1	0	0	0
TEAM				0						1
<b>TOTALS</b>	<b>27-46</b>	<b>4-14</b>	<b>25-33</b>	<b>31</b>	<b>20</b>	<b>83</b>	<b>13</b>	<b>13</b>	<b>10</b>	<b>6 200</b>

	1st	2nd	ot	2ot	F	fg%	3p%	ft%
Indiana	27	40	--	--	67	.379	.211	.722
Purdue	38	45	--	--	83	.587	.286	.758

**Officials:** Lamont Simpson, Mike Eades, John Higgins  
**Records:** Indiana (15-6, 5-3); Purdue (13-8, 5-3)  
**Technical Fouls:** None



GAME 22 | Jan. 31, 2015 | Welsh-Ryan Arena (8,117)

Purdue	fg-a	3p-a	ft-a	reb	pf	tp	a	b	s	mp
12 Edwards	2-4	1-1	2-2	5	2	7	4	2	0	2
20 Hammons	7-9	0-0	2-3	9	2	16	2	0	1	0
0 Octeus	3-9	0-0	8-10	7	2	14	2	2	0	3
31 Mathias	0-2	0-1	0-0	1	0	0	2	1	0	0
35 Davis	5-9	0-0	5-7	7	1	15	4	0	0	0
1 Scott	0-1	0-0	0-0	1	0	0	0	1	0	0
5 Smotherman	1-3	0-1	0-0	1	1	2	0	0	0	0
21 Stephens	1-6	1-6	1-2	0	1	4	1	1	0	0
44 Haas	2-2	0-0	6-8	1	3	10	1	1	0	0
TEAM				1						
<b>TOTALS</b>	<b>21-45</b>	<b>2-9</b>	<b>24-32</b>	<b>33</b>	<b>12</b>	<b>68</b>	<b>16</b>	<b>8</b>	<b>1</b>	<b>5 200</b>

Northwestern	fg-a	3p-a	ft-a	reb	pf	tp	a	b	s	min
20 Lindsey	3-6	0-1	0-0	5	3	6	0	0	2	2
22 Olah	2-8	0-1	0-0	1	5	4	1	2	2	1
14 Demps	6-18	3-7	3-5	3	0	18	3	0	0	2
23 Cobb	1-2	0-0	0-0	3	2	2	0	0	0	0
30 McIntosh	7-12	2-4	2-2	2	2	18	5	3	0	0
3 Sobolewski	1-2	1-2	0-0	0	1	3	0	1	0	0
4 Law	1-2	0-0	3-4	3	1	5	0	1	0	0
34 Lumpkin	0-0	0-0	0-0	0	2	0	0	0	0	0
44 Skelly	1-3	0-0	0-0	3	4	2	0	1	0	0
50 Kreisberg	1-2	0-0	0-0	1	3	2	0	0	0	0
TEAM				7						
<b>TOTALS</b>	<b>23-55</b>	<b>6-15</b>	<b>8-11</b>	<b>29</b>	<b>23</b>	<b>60</b>	<b>9</b>	<b>8</b>	<b>4</b>	<b>5 200</b>

	1st	2nd	ot	2ot	F	fg%	3p%	ft%
Purdue	28	40	--	--	68	.467	.222	.750
Northwestern	29	31	--	--	60	.418	.400	.727

**Officials:** D.J. Garstensen, Ray Perone, Chris Beaver  
**Records:** Purdue (14-8, 6-3), Northwestern (10-11, 1-7)  
**Technical Fouls:** None



**Season / Career Highs**
**#0 - Jon Octeus**

<b>Points</b>	
S:	15 vs. [4] Wisconsin (1-7-15)
C:	27 vs. [15] Gonzaga (11-11-13)
<b>Rebounds</b>	
S:	10 vs. North Florida (12-6-14)
C:	10 vs. North Florida (12-6-14)
<b>Assists</b>	
S:	7 vs. Penn State (1-17-15)
C:	8 vs. New Mexico State (11-30-13)
<b>Steals</b>	
S:	4 vs. Penn State (1-17-15)
C:	4 vs. Penn State (1-17-15)
<b>Blocked Shots</b>	
S:	2 vs. BYU (11-26-14)
C:	2, Two Times
<b>Field Goals Made</b>	
S:	7, Two Times
C:	9 vs. Wyoming (2-22-14)
<b>Field Goal Attempts</b>	
S:	11, Two Times
C:	17 vs. Utah State (2-11-4)
<b>Three-Pointers Made</b>	
S:	2, Three Times
C:	3, Two Times
<b>Three-Point Attempts</b>	
S:	4 vs. Penn State (1-17-15)
C:	6 vs. San Jose State (3-5-14)
<b>Free Throws Made</b>	
S:	8 vs. Northwestern (1-31-15)
C:	13 vs. [15] Gonzaga (11-11-13)
<b>Free Throw Attempts</b>	
S:	10 vs. Northwestern (1-31-15)
C:	16 vs. [15] Gonzaga (11-11-13)
<b>Minutes</b>	
S:	41 vs. Penn State (1-17-15)
C:	41 vs. Penn State (1-17-15)

**#5 - Basil Smotherman**

<b>Points</b>	
S:	13 vs. [25] Iowa (1-24-15)
C:	13 vs. [25] Iowa (1-24-15)
<b>Rebounds</b>	
S:	6, Two Times
C:	10 vs. Penn State (1-18-14)
<b>Assists</b>	
S:	5 vs. Grambling (11-20-14)
C:	5 vs. Grambling (11-20-14)
<b>Steals</b>	
S:	2, Two Times
C:	2, Four Times
<b>Blocked Shots</b>	
S:	2, Two Times
C:	2, Two Times
<b>Field Goals Made</b>	
S:	5 vs. [25] Iowa (1-24-15)
C:	5, Two Times
<b>Field Goal Attempts</b>	
S:	8 vs. Missouri (11-25-14)
C:	9 vs. West Virginia (12-22-13)
<b>Three-Pointers Made</b>	
S:	1, Two Times
C:	1, Three Times
<b>Three-Point Attempts</b>	
S:	3 vs. Arkansas State (12-10-14)
C:	3 vs. Arkansas State (12-10-14)
<b>Free Throws Made</b>	
S:	2, Two Times
C:	6 vs. Penn State (1-18-14)
<b>Free Throw Attempts</b>	
S:	4, Two Times
C:	7 vs. Penn State (1-18-14)
<b>Minutes</b>	
S:	25 vs. [25] Iowa (1-24-15)
C:	38 vs. Northwestern (1-21-14)

**#1 - Bryson Scott**

<b>Points</b>	
S:	13 vs. Gardner-Webb (12-22-14)
C:	18 vs. [5] Oklahoma State (11-28-13)
<b>Rebounds</b>	
S:	6 vs. [22] Indiana (1-28-15)
C:	10 vs. Nebraska (2-23-14)
<b>Assists</b>	
S:	4, Two Times
C:	5 vs. Eastern Michigan (12-7-13)
<b>Steals</b>	
S:	3 vs. Grambling (11-20-14)
C:	4 vs. Eastern Illinois (11-20-13)
<b>Blocked Shots</b>	
S:	1, Three Times
C:	1, Five Times
<b>Field Goals Made</b>	
S:	4, Four Times
C:	6 vs. Butler (12-14-13)
<b>Field Goal Attempts</b>	
S:	10 vs. [21] Notre Dame (12-20-14)
C:	15 vs. [5] Oklahoma State (11-28-13)
<b>Three-Pointers Made</b>	
S:	1 vs. Samford (11-14-14)
C:	2 vs. [5] Oklahoma State (11-28-13)
<b>Three-Point Attempts</b>	
S:	2 vs. [21] Notre Dame (12-20-14)
C:	2, Two Times
<b>Free Throws Made</b>	
S:	9 vs. Gardner-Webb (12-22-14)
C:	10 vs. Eastern Michigan (12-7-13)
<b>Free Throw Attempts</b>	
S:	10 vs. Gardner-Webb (12-22-14)
C:	13 vs. Eastern Michigan (12-7-13)
<b>Minutes</b>	
S:	22 vs. [22] Indiana (1-28-15)
C:	24 vs. Eastern Michigan (12-7-13)

**#11 - Stephen Toyra**

<b>Points</b>	
S:	2 vs. Samford (11-14-14)
C:	4, Two Times
<b>Rebounds</b>	
S:	1, Two Times
C:	2 vs. Penn State (1-13-13)
<b>Assists</b>	
S:	0
C:	1 vs. Northwestern (2-24-13)
<b>Steals</b>	
S:	0
C:	1, Two Times
<b>Blocked Shots</b>	
S:	0
C:	0
<b>Field Goals Made</b>	
S:	0
C:	2 vs. Michigan (1-30-14)
<b>Field Goal Attempts</b>	
S:	1, Two Times
C:	3, Three Times
<b>Three-Pointers Made</b>	
S:	0
C:	0
<b>Three-Point Attempts</b>	
S:	1 vs. Arkansas State (12-10-14)
C:	1, Six Times
<b>Free Throws Made</b>	
S:	2 vs. Samford (11-14-14)
C:	2, Four Times
<b>Free Throw Attempts</b>	
S:	4 vs. Samford (11-14-14)
C:	4, Two Times
<b>Minutes</b>	
S:	5, Two Times
C:	7 vs. Penn State (2-5-13)

**#2 - Jon McKeeman**

<b>Points</b>	
S:	0
C:	5 vs. Central Connecticut State (11-13-13)
<b>Rebounds</b>	
S:	0
C:	2 vs. Central Connecticut State (11-13-13)
<b>Assists</b>	
S:	0
C:	0
<b>Steals</b>	
S:	0
C:	0
<b>Blocked Shots</b>	
S:	0
C:	0
<b>Field Goals Made</b>	
S:	0
C:	2 vs. Central Connecticut State (11-13-13)
<b>Field Goal Attempts</b>	
S:	1 vs. Missouri (11-25-14)
C:	4 vs. Central Connecticut State (11-13-13)
<b>Three-Pointers Made</b>	
S:	0
C:	1 vs. Central Connecticut State (11-13-13)
<b>Three-Point Attempts</b>	
S:	0
C:	2 vs. Central Connecticut State (11-13-13)
<b>Free Throws Made</b>	
S:	0
C:	0
<b>Free Throw Attempts</b>	
S:	0
C:	0
<b>Minutes</b>	
S:	4, Two Times
C:	4, Two Times

**#12 - Vince Edwards**

<b>Points</b>	
S:	26 vs. IUPUI (11-16-14)
C:	26 vs. IUPUI (11-16-14)
<b>Rebounds</b>	
S:	9, Two Times
C:	9, Two Times
<b>Assists</b>	
S:	6 vs. Illinois (1-21-15)
C:	6 vs. Illinois (1-21-15)
<b>Steals</b>	
S:	2, Three Times
C:	2, Three Times
<b>Blocked Shots</b>	
S:	3 vs. IUPUI (11-16-14)
C:	3 vs. IUPUI (11-16-14)
<b>Field Goals Made</b>	
S:	11 vs. IUPUI (11-16-14)
C:	11 vs. IUPUI (11-16-14)
<b>Field Goal Attempts</b>	
S:	16 vs. IUPUI (11-16-14)
C:	16 vs. IUPUI (11-16-14)
<b>Three-Pointers Made</b>	
S:	3, Two Times
C:	3, Two Times
<b>Three-Point Attempts</b>	
S:	6 vs. [11] Maryland (1-10-15)
C:	6 vs. [11] Maryland (1-10-15)
<b>Free Throws Made</b>	
S:	8 vs. BYU (11-26-14)
C:	8 vs. BYU (11-26-14)
<b>Free Throw Attempts</b>	
S:	9 vs. BYU (11-26-14)
C:	9 vs. BYU (11-26-14)
<b>Minutes</b>	
S:	41 vs. BYU (11-26-14)
C:	41 vs. BYU (11-26-14)

**#3 - P.J. Thompson**

<b>Points</b>	
S:	7, Three Times
C:	7, Three Times
<b>Rebounds</b>	
S:	3 vs. North Carolina State (12-2-14)
C:	3 vs. North Carolina State (12-2-14)
<b>Assists</b>	
S:	4, Two Times
C:	4, Two Times
<b>Steals</b>	
S:	2, Two Times
C:	2, Two Times
<b>Blocked Shots</b>	
S:	1 vs. [21] Notre Dame (12-20-14)
C:	1 vs. [21] Notre Dame (12-20-14)
<b>Field Goals Made</b>	
S:	3, Two Times
C:	3, Two Times
<b>Field Goal Attempts</b>	
S:	9 vs. North Florida (12-6-14)
C:	9 vs. North Florida (12-6-14)
<b>Three-Pointers Made</b>	
S:	2 vs. Grambling (11-20-14)
C:	2 vs. Grambling (11-20-14)
<b>Three-Point Attempts</b>	
S:	7 vs. Grambling (11-20-14)
C:	7 vs. Grambling (11-20-14)
<b>Free Throws Made</b>	
S:	5 vs. Missouri (11-25-14)
C:	5 vs. Missouri (11-25-14)
<b>Free Throw Attempts</b>	
S:	6 vs. Missouri (11-25-14)
C:	6 vs. Missouri (11-25-14)
<b>Minutes</b>	
S:	27 vs. North Florida (12-6-14)
C:	27 vs. North Florida (12-6-14)

**#20 - A.J. Hammons**

<b>Points</b>	
S:	21 vs. Penn State (1-17-15)
C:	30 vs. [3] Indiana (1-30-13)
<b>Rebounds</b>	
S:	12, Three Times
C:	16 vs. [3] Ohio State (12-31-13)
<b>Assists</b>	
S:	3 vs. Samford (11-14-14)
C:	4 vs. [3] Ohio State (12-31-13)
<b>Steals</b>	
S:	1, Five Times
C:	3 vs. UNC Wilmington (11-21-12)
<b>Blocked Shots</b>	
S:	8 vs. [22] Indiana (1-28-15)
C:	8 vs. [22] Indiana (1-28-15)
<b>Field Goals Made</b>	
S:	7, Three Times
C:	10 vs. [3] Indiana (1-30-13)
<b>Field Goal Attempts</b>	
S:	15, Two Times
C:	19, Two Times
<b>Three-Pointers Made</b>	
S:	0
C:	0
<b>Three-Point Attempts</b>	
S:	2 vs. Samford (11-14-14)
C:	2 vs. Samford (11-14-14)
<b>Free Throws Made</b>	
S:	7 vs. Penn State (1-17-15)
C:	11, Two Times
<b>Free Throw Attempts</b>	
S:	9 vs. Penn State (1-17-15)
C:	17 vs. Northwestern (1-21-14)
<b>Minutes</b>	
S:	33, Two Times
C:	46 vs. Minnesota (2-5-14)



**Season / Career Highs****#21 - Kendall Stephens**

<b>Points</b>	
S:	24 vs. IUPUI (11-16-14)
C:	24 vs. IUPUI (11-16-14)
<b>Rebounds</b>	
S:	7 vs. [11] Maryland (1-10-15)
C:	7 vs. [11] Maryland (1-10-15)
<b>Assists</b>	
S:	4, Three Times
C:	5 vs. Northwestern (3-9-14)
<b>Steals</b>	
S:	2, Three Times
C:	3 vs. [13] Michigan State (2-20-14)
<b>Blocked Shots</b>	
S:	3 vs. Arkansas State (12-10-14)
C:	3, Two Times
<b>Field Goals Made</b>	
S:	7, Three Times
C:	7, Three Times
<b>Field Goal Attempts</b>	
S:	16 vs. Penn State (1-17-15)
C:	16 vs. Penn State (1-17-15)
<b>Three-Pointers Made</b>	
S:	6, Three Times
C:	6, Three Times
<b>Three-Point Attempts</b>	
S:	12 vs. Penn State (1-17-15)
C:	12 vs. Penn State (1-17-15)
<b>Free Throws Made</b>	
S:	6, Two Times
C:	7 vs. [13] Michigan State (2-20-14)
<b>Free Throw Attempts</b>	
S:	6, Three Times
C:	8 vs. [13] Michigan State (2-20-14)
<b>Minutes</b>	
S:	39 vs. Penn State (1-17-15)
C:	39 vs. Penn State (1-17-15)

**#35 - Rapheal Davis**

<b>Points</b>	
S:	24 vs. [25] Iowa (1-24-15)
C:	24 vs. [25] Iowa (1-24-15)
<b>Rebounds</b>	
S:	12 vs. Gardner-Webb (12-22-14)
C:	12 vs. Gardner-Webb (12-22-14)
<b>Assists</b>	
S:	6, Two Times
C:	6, Two Times
<b>Steals</b>	
S:	3 vs. Vanderbilt (12-13-14)
C:	3 vs. Vanderbilt (12-13-14)
<b>Blocked Shots</b>	
S:	2 vs. IPFW (12-8-14)
C:	2, Four Times
<b>Field Goals Made</b>	
S:	8 vs. [25] Iowa (1-24-15)
C:	8, Two Times
<b>Field Goal Attempts</b>	
S:	14 vs. [25] Iowa (1-24-15)
C:	14 vs. [25] Iowa (1-24-15)
<b>Three-Pointers Made</b>	
S:	3 vs. [25] Iowa (1-24-15)
C:	3 vs. [25] Iowa (1-24-15)
<b>Three-Point Attempts</b>	
S:	5 vs. [25] Iowa (1-24-15)
C:	5 vs. [25] Iowa (1-24-15)
<b>Free Throws Made</b>	
S:	14 vs. Missouri (11-25-14)
C:	14 vs. Missouri (11-25-14)
<b>Free Throw Attempts</b>	
S:	18 vs. Missouri (11-25-14)
C:	18 vs. Missouri (11-25-14)
<b>Minutes</b>	
S:	39 vs. [25] Iowa (1-24-15)
C:	39 vs. [25] Iowa (1-24-15)

**#23 - Jacquil Taylor**

<b>Points</b>	
S:	7 vs. Samford (11-14-14)
C:	7 vs. Samford (11-14-14)
<b>Rebounds</b>	
S:	3, Two Times
C:	3, Two Times
<b>Assists</b>	
S:	2 vs. Grambling (11-20-14)
C:	2 vs. Grambling (11-20-14)
<b>Steals</b>	
S:	1 vs. Grambling (11-20-14)
C:	1 vs. Grambling (11-20-14)
<b>Blocked Shots</b>	
S:	2 vs. Samford (11-14-14)
C:	2 vs. Samford (11-14-14)
<b>Field Goals Made</b>	
S:	3 vs. Samford (11-14-14)
C:	3 vs. Samford (11-14-14)
<b>Field Goal Attempts</b>	
S:	4 vs. Samford (11-14-14)
C:	4 vs. Samford (11-14-14)
<b>Three-Pointers Made</b>	
S:	1 vs. Grambling (11-20-14)
C:	1 vs. Grambling (11-20-14)
<b>Three-Point Attempts</b>	
S:	1, Three Times
C:	1, Three Times
<b>Free Throws Made</b>	
S:	1, Two Times
C:	1, Two Times
<b>Free Throw Attempts</b>	
S:	2, Two Times
C:	2, Two Times
<b>Minutes</b>	
S:	13 vs. Samford (11-14-14)
C:	13 vs. Samford (11-14-14)

**#44 - Isaac Haas**

<b>Points</b>	
S:	19 vs. Kansas State (11-24-14)
C:	19 vs. Kansas State (11-24-14)
<b>Rebounds</b>	
S:	8, Two Times
C:	8, Two Times
<b>Assists</b>	
S:	2 vs. Grambling (11-20-14)
C:	2 vs. Grambling (11-20-14)
<b>Steals</b>	
S:	1 vs. North Florida (12-6-14)
C:	1 vs. North Florida (12-6-14)
<b>Blocked Shots</b>	
S:	4 vs. [25] Iowa (1-24-15)
C:	4 vs. [25] Iowa (1-24-15)
<b>Field Goals Made</b>	
S:	7, Two Times
C:	7, Two Times
<b>Field Goal Attempts</b>	
S:	10, Two Times
C:	10, Two Times
<b>Three-Pointers Made</b>	
S:	0
C:	0
<b>Three-Point Attempts</b>	
S:	0
C:	0
<b>Free Throws Made</b>	
S:	7 vs. Samford (11-14-14)
C:	7 vs. Samford (11-14-14)
<b>Free Throw Attempts</b>	
S:	9 vs. Samford (11-14-14)
C:	9 vs. Samford (11-14-14)
<b>Minutes</b>	
S:	24 vs. Grambling (11-20-14)
C:	24 vs. Grambling (11-20-14)

**#30 - Neal Beshears**

<b>Points</b>	
S:	0
C:	3 vs. Hofstra (11-11-12)
<b>Rebounds</b>	
S:	0
C:	2, Two Times
<b>Assists</b>	
S:	0
C:	2 vs. Northern Illinois (11-11-11)
<b>Steals</b>	
S:	0
C:	0
<b>Blocked Shots</b>	
S:	0
C:	1, Two Times
<b>Field Goals Made</b>	
S:	0
C:	1, Three Times
<b>Field Goal Attempts</b>	
S:	0
C:	2 vs. Lamar (12-4-12)
<b>Three-Pointers Made</b>	
S:	0
C:	1 vs. Hofstra (11-11-12)
<b>Three-Point Attempts</b>	
S:	0
C:	1, Four Times
<b>Free Throws Made</b>	
S:	0
C:	2 vs. IPFW (12-20-11)
<b>Free Throw Attempts</b>	
S:	0
C:	2 vs. IPFW (12-20-11)
<b>Minutes</b>	
S:	0+ vs. [22] Indiana (1-28-15)
C:	8 vs. [1] Indiana (2-16-13)

**#31 - Dakota Mathias**

<b>Points</b>	
S:	10 vs. Arkansas State (12-10-14)
C:	10 vs. Arkansas State (12-10-14)
<b>Rebounds</b>	
S:	5, Two Times
C:	5, Two Times
<b>Assists</b>	
S:	4, Two Times
C:	4, Two Times
<b>Steals</b>	
S:	2 vs. Arkansas State (12-10-14)
C:	2 vs. Arkansas State (12-10-14)
<b>Blocked Shots</b>	
S:	1, Two Times
C:	1, Two Times
<b>Field Goals Made</b>	
S:	3, Two Times
C:	3, Two Times
<b>Field Goal Attempts</b>	
S:	8 vs. Illinois (1-21-15)
C:	8 vs. Illinois (1-21-15)
<b>Three-Pointers Made</b>	
S:	3 vs. Grambling (11-20-14)
C:	3 vs. Grambling (11-20-14)
<b>Three-Point Attempts</b>	
S:	7, Two Times
C:	7, Two Times
<b>Free Throws Made</b>	
S:	3 vs. Arkansas State (12-10-14)
C:	3 vs. Arkansas State (12-10-14)
<b>Free Throw Attempts</b>	
S:	3 vs. Arkansas State (12-10-14)
C:	3 vs. Arkansas State (12-10-14)
<b>Minutes</b>	
S:	28, Two Times
C:	28, Two Times



GAME 23 | PURDUE vs. OHIO STATE | FEBRUARY 4, 2015

#0 | Jon Ochteus | Senior | Guard | Miami, Fla.

Date	Opponent	Min.	FG	3FG	FT	O-D-T	PF	A	TO	B	S	Pts.
N14	• Samford	20	2-3	0-0	0-0	1-3-4	3	2	2	0	1	4
N16	• IUPUI	27	1-4	0-1	4-5	2-1-3	2	4	1	1	1	6
N20	• Grambling	14	3-4	0-0	1-3	1-1-2	2	2	1	0	1	7
N24	• Kansas State	26	4-6	1-1	3-3	0-2-2	1	6	2	0	2	12
N25	• Missouri	21	2-3	0-0	4-4	0-6-6	1	4	2	0	1	8
N26	• BYU	34	4-10	0-2	0-0	2-2-4	4	3	2	2	1	8
D2	• North Carolina State	20	0-2	0-1	0-0	1-3-4	4	1	0	0	1	0
D6	• North Florida	21	4-9	0-0	1-2	5-5-10	4	2	1	1	0	9
D8	• IPFW	29	3-7	0-1	0-0	3-6-9	2	3	2	0	2	6
D10	• Arkansas State	17	2-3	1-2	4-4	0-1-1	2	1	0	0	0	9
D13	• Vanderbilt	21	1-5	1-2	1-2	2-1-3	5	1	1	0	0	4
D20	• Notre Dame	28	4-6	2-2	1-2	0-5-5	2	1	2	0	0	11
D22	• Gardner-Webb	32	3-4	2-3	5-6	1-2-3	2	2	0	0	1	13
D31	• Minnesota	35	3-6	0-0	4-6	1-3-4	1	4	1	1	1	10
J3	• Michigan	36	4-7	0-2	5-6	3-5-8	4	2	0	0	2	13
J7	• Wisconsin	35	7-9	0-0	1-2	0-8-8	4	1	3	0	1	15
J10	• Maryland	32	4-11	0-1	2-3	3-3-6	4	3	2	0	2	10
J17	• Penn State	41	4-7	2-4	3-6	1-3-4	2	7	1	0	4	13
J21	• Illinois	34	7-11	0-2	0-2	2-4-6	3	2	1	0	2	14
J24	• Iowa	29	0-3	0-1	1-2	2-3-5	4	3	1	0	0	1
J28	• Indiana	16	1-2	0-1	4-4	0-2-2	4	3	3	0	0	6
J31	• Northwestern	35	3-9	0-0	8-10	1-6-7	2	2	2	0	3	14
F4	Ohio State											
F7	Minnesota											
F12	Rutgers											
F15	Nebraska											
F19	Indiana											
F26	Rutgers											
M1	Ohio State											
M4	Michigan State											
M7	Illinois											

#1 | Bryson Scott | Sophomore | Guard | Fort Wayne, Ind.

Date	Opponent	Min.	FG	3FG	FT	O-D-T	PF	A	TO	B	S	Pts.
N14	Samford	16	2-3	1-1	2-4	0-1-1	2	1	2	1	1	7
N16	IUPUI	12	1-6	0-1	3-4	0-2-2	2	0	3	0	2	5
N20	Grambling	14	2-5	0-0	4-6	0-1-1	0	2	0	0	3	8
N24	Kansas State	11	2-3	0-0	2-4	0-1-1	0	2	1	0	0	6
N25	Missouri	11	1-1	0-0	0-0	0-0-0	2	1	1	0	1	2
N26	BYU	6	0-1	0-0	2-2	0-0-0	0	2	0	0	1	2
D2	North Carolina State					-- DID NOT PLAY --						
D6	North Florida	16	1-3	0-0	0-0	1-2-3	1	4	1	0	2	2
D8	IPFW	13	0-1	0-0	0-0	1-1-2	5	2	1	0	0	0
D10	Arkansas State	17	4-7	0-1	0-0	1-2-3	0	4	1	1	1	8
D13	Vanderbilt	19	4-9	0-1	2-2	1-1-2	2	2	1	1	1	10
D20	Notre Dame	11	4-10	0-2	3-3	0-3-3	1	1	2	0	1	11
D22	Gardner-Webb	13	2-7	0-1	9-10	0-3-3	2	1	1	0	2	13
D31	• Minnesota	13	0-3	0-0	0-0	0-4-4	2	1	2	0	0	0
J3	Michigan					-- DID NOT PLAY --						
J7	Wisconsin					-- DID NOT PLAY --						
J10	Maryland	0+	0-0	0-0	0-0	0-0-0	0	0	0	0	0	0
J17	Penn State	3	0-0	0-0	0-0	0-0-0	2	1	1	0	0	0
J21	Illinois	1	0-0	0-0	0-0	0-0-0	0	0	0	0	0	0
J24	Iowa					-- DID NOT PLAY --						
J28	Indiana	22	4-7	0-1	3-6	0-6-6	5	2	1	0	0	11
J31	Northwestern	7	0-1	0-0	0-0	0-1-1	0	0	1	0	0	0
F4	Ohio State											
F7	Minnesota											
F12	Rutgers											
F15	Nebraska											
F19	Indiana											
F26	Rutgers											
M1	Ohio State											
M4	Michigan State											
M7	Illinois											

#2 | Jon McKeeman | Junior | Guard | Fort Wayne, Ind.

Date	Opponent	Min.	FG	3FG	FT	O-D-T	PF	A	TO	B	S	Pts.
N14	Samford	3	0-0	0-0	0-0	0-0-0	0	0	0	0	0	0
N16	IUPUI					-- DID NOT PLAY --						
N20	Grambling	4	0-0	0-0	0-0	0-0-0	0	0	0	0	0	0
N24	Kansas State					-- DID NOT PLAY --						
N25	Missouri	1	0-1	0-0	0-0	0-0-0	0	0	0	0	0	0
N26	BYU					-- DID NOT PLAY --						
D2	North Carolina State					-- DID NOT PLAY --						
D6	North Florida					-- DID NOT PLAY --						
D8	IPFW					-- DID NOT PLAY --						
D10	Arkansas State	4	0-0	0-0	0-0	0-0-0	1	0	1	0	0	0
D13	Vanderbilt					-- DID NOT PLAY --						
D20	Notre Dame					-- DID NOT PLAY --						
D22	Gardner-Webb					-- DID NOT PLAY --						
D31	Minnesota					-- DID NOT PLAY --						
J3	Michigan					-- DID NOT PLAY --						
J7	Wisconsin					-- DID NOT PLAY --						
J10	Maryland					-- DID NOT PLAY --						
J17	Penn State					-- DID NOT PLAY --						
J21	Illinois					-- DID NOT PLAY --						
J24	Iowa					-- DID NOT PLAY --						
J28	Indiana	0+	0-0	0-0	0-0	0-0-0	0	0	0	0	0	0
J31	Northwestern					-- DID NOT PLAY --						
F4	Ohio State											
F7	Minnesota											
F12	Rutgers											
F15	Nebraska											
F19	Indiana											
F26	Rutgers											
M1	Ohio State											
M4	Michigan State											
M7	Illinois											

#3 | P.J. Thompson | Freshman | Guard | Indianapolis, Ind.

Date	Opponent	Min.	FG	3FG	FT	O-D-T	PF	A	TO	B	S	Pts.
N14	Samford	21	0-2	0-2	0-0	0-0-0	1	3	1	0	2	0
N16	IUPUI	15	0-0	0-0	0-0	0-1-1	2	1	1	0	1	0
N20	Grambling	18	2-8	2-7	0-0	1-1-2	0	4	0	0	2	6
N24	Kansas State	21	1-1	1-1	0-0	0-1-1	4	0	1	0	0	3
N25	Missouri	22	1-1	0-0	5-6	1-0-1	1	2	0	0	1	7
N26	BYU	16	1-3	1-2	1-2	0-1-1	1	1	1	0	1	4
D2	North Carolina State	22	1-4	1-3	0-0	2-1-3	3	4	0	0	0	3
D6	North Florida	27	3-9	1-4	0-0	1-1-2	1	1	1	0	1	7
D8	• IPFW	20	1-3	0-1	0-0	0-2-2	0	2	1	0	1	2
D10	Arkansas State	19	2-3	1-2	0-0	1-1-2	1	2	0	0	0	5
D13	Vanderbilt1	11	0-1	0-1	0-0	0-0-0	2	0	0	0	0	0
D20	Notre Dame	21	0-2	0-2	0-0	0-0-0	2	1	0	1	0	0
D22	Gardner-Webb	21	3-7	1-5	0-0	1-1-2	3	2	0	0	1	7
D31	Minnesota	5	0-0	0-0	0-0	1-0-1	2	0	2	0	1	0
J3	Michigan	11	0-1	0-1	0-0	0-2-2	0	1	1	0	0	0
J7	Wisconsin	14	0-1	0-0	0-0	0-0-0	1	0	0	0	1	0
J10	Maryland	14	1-2	1-2	0-0	0-0-0	2	1	0	0	1	3
J17	Penn State	1	0-0	0-0	0-0	0-0-0	2	0	2	0	0	0
J21	Illinois	8	1-3	0-2	0-0	0-0-0	0	0	1	0	0	0
J24	Iowa	12	0-4	0-3	0-0	0-0-0	2	2	0	0	1	0
J28	Indiana	9	1-2	1-2	0-0	0-1-1	0	0	0	0	0	3
J31	Northwestern					-- DID NOT PLAY --						
F4	Ohio State											
F7	Minnesota											
F12	Rutgers											
F15	Nebraska											
F19	Indiana											
F26	Rutgers											
M1	Ohio State											
M4	Michigan State											
M7	Illinois											



## #5 | Basil Smotherman | Sophomore | Forward | Indianapolis, Ind.

Date	Opponent	Min.	FG	3FG	FT	O-D-T	PF	A	TO	B	S	Pts.
N14	Samford	16	0-1	0-1	2-4	0-5-5	2	2	2	0	0	2
N16	IUPUI	6	0-0	0-0	0-1	0-0-0	0	0	0	0	1	0
N20	Grambling	17	2-6	0-1	0-0	4-2-6	3	5	1	0	1	4
N24	Kansas State	9	1-2	1-2	0-0	0-0-0	0	1	0	0	0	3
N25	Missouri	17	2-8	0-2	0-0	1-2-3	0	1	1	2	1	4
N26	BYU	8	0-0	0-0	0-0	0-0-0	0	2	0	0	0	0
D2	North Carolina State	7	0-0	0-0	0-0	0-0-0	1	0	1	0	0	0
D6	North Florida	8	1-1	0-0	0-0	0-2-2	2	2	0	0	0	2
D8	IPFW	7	0-0	0-0	0-0	0-0-0	2	0	0	1	0	0
D10	Arkansas State	22	1-4	0-3	1-2	1-3-4	1	0	0	0	0	3
D13	Vanderbilt	11	2-3	0-0	0-0	0-1-1	1	0	0	0	0	4
D20	Notre Dame	17	2-3	0-0	0-0	1-1-2	2	1	0	0	1	4
D22	Gardner-Webb	17	3-5	0-0	0-0	0-0-0	1	1	1	1	2	6
D31	Minnesota	7	0-1	0-0	0-0	0-2-2	2	0	0	0	0	0
J3	Michigan	6	0-1	0-1	0-0	0-0-0	1	0	1	0	0	0
J7	Wisconsin	6	0-1	0-0	0-0	0-0-0	2	0	0	0	0	0
J10	Maryland	10	0-0	0-0	1-2	0-0-0	1	0	0	0	0	1
J17	Penn State	1	0-2	0-0	0-0	0-1-1	0	0	0	0	0	0
J21	Illinois	7	0-0	0-0	0-0	0-0-0	1	0	0	0	0	0
J24	Iowa	25	5-6	1-2	2-4	2-4-6	2	1	0	2	1	13
J28	Indiana	19	4-4	0-0	0-0	1-3-4	2	1	0	0	2	8
J31	Northwestern	13	1-3	0-1	0-0	1-0-1	1	0	0	0	0	2
F4	Ohio State											
F7	Minnesota											
F12	Rutgers											
F15	Nebraska											
F19	Indiana											
F26	Rutgers											
M1	Ohio State											
M4	Michigan State											
M7	Illinois											

## #11 | Stephen Toyra | Junior | Guard | Lafayette, Ind.

Date	Opponent	Min.	FG	3FG	FT	O-D-T	PF	A	TO	B	S	Pts.
N14	Samford	4	0-0	0-0	2-4	0-1-1	1	0	1	0	0	2
N16	IUPUI					-- DID NOT PLAY --						
N20	Grambling	5	0-0	0-0	0-0	0-0-0	0	0	0	0	0	0
N24	Kansas State					-- DID NOT PLAY --						
N25	Missouri	2	0-1	0-0	0-0	0-0-0	0	0	2	0	0	0
N26	BYU					-- DID NOT PLAY --						
D2	North Carolina State					-- DID NOT PLAY --						
D6	North Florida					-- DID NOT PLAY --						
D8	IPFW					-- DID NOT PLAY --						
D10	Arkansas State	5	0-1	0-1	0-0	0-1-1	0	0	0	0	0	0
D13	Vanderbilt					-- DID NOT PLAY --						
D20	Notre Dame					-- DID NOT PLAY --						
D22	Gardner-Webb					-- DID NOT PLAY --						
D31	Minnesota					-- DID NOT PLAY --						
J3	Michigan					-- DID NOT PLAY --						
J7	Wisconsin					-- DID NOT PLAY --						
J10	Maryland					-- DID NOT PLAY --						
J17	Penn State					-- DID NOT PLAY --						
J21	Illinois					-- DID NOT PLAY --						
J24	Iowa					-- DID NOT PLAY --						
J28	Indiana	0+	0-0	0-0	0-0	0-0-0	0	0	0	0	0	0
J31	Northwestern					-- DID NOT PLAY --						
F4	Ohio State											
F7	Minnesota											
F12	Rutgers											
F15	Nebraska											
F19	Indiana											
F26	Rutgers											
M1	Ohio State											
M4	Michigan State											
M7	Illinois											

## #12 | Vince Edwards | Freshman | Forward | Middletown, Ohio

Date	Opponent	Min.	FG	3FG	FT	O-D-T	PF	A	TO	B	S	Pts.
N14	• Samford	17	5-7	2-3	1-1	1-7-8	2	2	1	0	0	13
N16	• IUPUI	31	11-16	2-5	2-3	5-3-8	1	0	3	3	1	26
N20	• Grambling	19	1-4	0-0	0-0	3-3-6	2	3	1	0	2	2
N24	• Kansas State	24	2-5	0-2	0-0	1-3-4	3	1	0	2	0	4
N25	• Missouri	22	1-3	0-2	4-4	2-3-5	2	2	0	1	0	6
N26	• BYU	41	7-9	3-5	8-9	3-6-9	3	2	2	0	0	25
D2	• North Carolina State	33	6-8	3-4	1-3	7-2-9	1	2	3	0	0	16
D6	• North Florida	31	2-8	1-4	0-1	5-2-7	5	2	2	0	1	5
D8	• IPFW	33	3-7	0-2	0-0	1-3-4	1	4	1	1	0	6
D10	• Arkansas State	18	3-5	0-2	0-0	2-3-5	1	5	1	0	0	6
D13	• Vanderbilt	27	4-6	1-2	0-0	2-1-3	4	1	2	0	0	9
D20	• Notre Dame	27	4-8	1-2	0-0	1-6-7	1	1	1	0	0	9
D22	• Gardner-Webb	21	3-5	1-1	1-1	1-3-4	2	4	1	0	0	8
D31	• Minnesota	23	2-6	0-1	4-4	1-3-4	2	3	1	0	0	8
J3	• Michigan	32	5-8	0-0	6-9	3-3-6	1	2	0	0	1	16
J7	• Wisconsin	36	2-6	0-2	0-0	2-3-5	4	4	1	0	0	4
J10	• Maryland	30	2-9	2-6	0-0	0-3-3	3	2	3	1	0	6
J17	• Penn State	39	4-8	1-4	2-3	0-1-1	0	2	2	1	0	11
J21	• Illinois	33	4-13	1-4	2-2	3-2-5	4	6	3	0	0	11
J24	• Iowa	12	2-4	0-2	0-0	0-1-1	2	4	1	0	0	4
J28	• Indiana	23	3-5	0-1	3-4	4-1-5	1	3	2	1	2	9
J31	• Northwestern	27	2-4	1-1	2-2	1-4-5	2	4	2	0	2	7
F4	Ohio State											
F7	Minnesota											
F12	Rutgers											
F15	Nebraska											
F19	Indiana											
F26	Rutgers											
M1	Ohio State											
M4	Michigan State											
M7	Illinois											

## #20 | A.J. Hammons | Junior | Center | Gary, Ind.

Date	Opponent	Min.	FG	3FG	FT	O-D-T	PF	A	TO	B	S	Pts.
N14	• Samford	18	2-5	0-2	1-2	1-2-3	1	3	2	4	1	5
N16	• IUPUI	29	2-6	0-0	2-6	1-3-4	3	2	4	4	0	6
N20	• Grambling	16	3-5	0-0	0-0	3-4-7	1	0	3	2	1	6
N24	• Kansas State	10	3-4	0-0	0-0	1-1-2	4	1	1	0	0	6
N25	• Missouri	18	3-7	0-1	6-6	2-4-6	4	0	2	3	0	12
N26	• BYU	20	5-10	0-1	2-4	2-2-4	4	1	3	4	0	12
D2	• North Carolina State	24	6-10	0-1	3-4	2-3-5	1	0	3	2	0	15
D6	• North Florida	23	7-15	0-0	2-4	5-2-7	5	1	2	5	1	16
D8	IPFW	22	6-14	0-0	1-4	5-7-12	1	1	1	5	1	13
D10	Arkansas State	17	3-7	0-1	4-6	2-3-5	2	2	0	1	0	10
D13	Vanderbilt	20	1-5	0-0	3-4	2-3-5	2	0	2	3	0	5
D20	Notre Dame	19	3-8	0-1	5-6	0-2-2	4	2	1	2	0	11
D22	Gardner-Webb	22	6-15	0-0	0-0	5-2-7	2	1	4	2	0	12
D31	Minnesota	23	5-9	0-0	1-2	3-6-9	3	2	1	1	1	11
J3	Michigan	31	6-11	0-0	3-5	2-10-12	1	0	3	2	2	15
J7	Wisconsin	23	5-10	0-0	1-2	1-3-4	3	0	4	0	0	11
J10	Maryland	18	2-6	0-0	2-2	2-4-6	4	0	3	1	0	6
J17	Penn State	33	7-11	0-0	7-9	4-8-12	4	0	7	3	0	21
J21	Illinois	33	3-6	0-0	2-4	2-5-7	1	0	1	4	0	8
J24	• Iowa	20	5-6	0-0	3-4	1-2-3	4	2	0	1	0	13
J28	• Indiana	28	4-4	0-0	3-4	1-2-3	1	1	1	8	1	11
J31	• Northwestern	28	7-9	0-0	2-3	3-6-9	2	2	0	1	0	16
F4	Ohio State											
F7	Minnesota											
F12	Rutgers											
F15	Nebraska											
F19	Indiana											
F26	Rutgers											
M1	Ohio State											
M4	Michigan State											
M7	Illinois											



GAME 23 | PURDUE vs. OHIO STATE | FEBRUARY 4, 2015

#21   Kendall Stephens   Sophomore   Guard   St. Charles, Ill.													
Date	Opponent	Min.	FG	3FG	FT	O-D-T	PF	A	TO	B	S	Pts.	
N14	• Samford	14	3-5	3-4	1-2	0-2-2	0	1	0	0	1	10	
N16	• IUPUI	32	6-11	6-9	6-6	0-4-4	2	1	2	0	2	24	
N20	• Grambling	16	2-6	1-5	1-1	0-0-0	1	2	2	0	0	6	
N24	• Kansas State	35	7-15	5-11	2-3	0-3-3	1	3	1	2	1	21	
N25	• Missouri	17	3-7	3-5	0-0	1-2-3	4	0	1	0	0	9	
N26	• BYU	32	1-9	1-5	1-2	1-4-5	1	1	2	1	1	4	
D2	• North Carolina State	26	2-11	1-4	4-6	0-2-2	2	2	1	0	0	9	
D6	• North Florida	26	2-7	2-6	4-4	0-4-4	0	4	3	0	2	10	
D8	IPFW	22	5-11	3-7	0-0	0-2-2	2	2	1	0	1	13	
D10	Arkansas State	19	6-9	6-7	0-0	0-1-1	0	2	3	3	1	18	
D13	Vanderbilt	24	2-8	1-5	6-6	0-3-3	2	1	2	0	1	11	
D20	• Notre Dame	17	1-6	1-5	0-0	0-3-3	3	2	0	0	0	3	
D22	• Gardner-Webb	20	0-5	0-4	0-0	0-4-4	1	0	1	0	0	0	
D31	• Minnesota	37	7-15	4-8	1-2	2-0-2	0	4	1	1	0	19	
J3	• Michigan	35	3-6	2-5	0-0	0-4-4	4	1	1	1	0	8	
J7	• Wisconsin	12	3-6	1-2	0-0	0-1-1	4	2	0	0	0	7	
J10	• Maryland	30	5-14	2-8	2-2	2-5-7	4	3	3	0	2	14	
J17	• Penn State	39	7-16	6-12	2-5	2-2-4	1	3	1	0	0	22	
J21	• Illinois	12	0-4	0-2	0-0	0-2-2	1	1	0	0	0	0	
J24	Iowa	15	0-4	0-3	0-0	0-0-0	0	4	1	0	0	0	
J28	Indiana	20	2-7	1-4	0-1	1-1-2	2	0	2	0	0	5	
J31	Northwestern	23	1-6	1-6	1-2	0-0-0	1	1	1	0	0	4	
F4	Ohio State												
F7	Minnesota												
F12	Rutgers												
F15	Nebraska												
F19	Indiana												
F26	Rutgers												
M1	Ohio State												
M4	Michigan State												
M7	Illinois												

#23   Jacquil Taylor   Freshman   Forward   Cambridge, Mass.													
Date	Opponent	Min.	FG	3FG	FT	O-D-T	PF	A	TO	B	S	Pts.	
N14	Samford	13	3-4	0-1	1-2	1-2-3	1	0	2	2	0	7	
N16	IUPUI	3	0-0	0-0	0-0	0-2-2	0	0	0	0	0	0	
N20	Grambling	12	2-3	1-1	0-0	0-2-2	0	2	3	0	1	5	
N24	Kansas State	7	0-1	0-1	0-0	0-2-2	0	0	1	1	0	0	
N25	Missouri	2	0-1	0-0	0-0	2-1-3	0	0	0	0	0	0	
N26	BYU					-- DID NOT PLAY --							
D2	North Carolina State					-- DID NOT PLAY --							
D6	North Florida					-- DID NOT PLAY --							
D8	IPFW					-- DID NOT PLAY --							
D10	Arkansas State	5	0-2	0-1	1-2	0-0-0	0	0	0	1	0	1	
D13	Vanderbilt					-- DID NOT PLAY --							
D20	Notre Dame					-- DID NOT PLAY --							
D22	Gardner-Webb					-- DID NOT PLAY --							
D31	Minnesota					-- DID NOT PLAY --							
J3	Michigan					-- DID NOT PLAY --							
J7	Wisconsin					-- DID NOT PLAY --							
J10	Maryland					-- DID NOT PLAY --							
J17	Penn State					-- DID NOT PLAY --							
J21	Illinois					-- DID NOT PLAY --							
J24	Iowa					-- DID NOT PLAY --							
J28	Indiana					-- DID NOT PLAY --							
J31	Northwestern					-- DID NOT PLAY --							
F4	Ohio State												
F7	Minnesota												
F12	Rutgers												
F15	Nebraska												
F19	Indiana												
F26	Rutgers												
M1	Ohio State												
M4	Michigan State												
M7	Illinois												

#30   Neal Beshears   Senior   Forward   Winchester, Ind.													
Date	Opponent	Min.	FG	3FG	FT	O-D-T	PF	A	TO	B	S	Pts.	
N14	Samford					-- DID NOT PLAY --							
N16	IUPUI					-- DID NOT PLAY --							
N20	Grambling					-- DID NOT PLAY --							
N24	Kansas State					-- DID NOT PLAY --							
N25	Missouri					-- DID NOT PLAY --							
N26	BYU					-- DID NOT PLAY --							
D2	North Carolina State					-- DID NOT PLAY --							
D6	North Florida					-- DID NOT PLAY --							
D8	IPFW					-- DID NOT PLAY --							
D10	Arkansas State					-- DID NOT PLAY --							
D13	Vanderbilt					-- DID NOT PLAY --							
D20	Notre Dame					-- DID NOT PLAY --							
D22	Gardner-Webb					-- DID NOT PLAY --							
D31	Minnesota					-- DID NOT PLAY --							
J3	Michigan					-- DID NOT PLAY --							
J7	Wisconsin					-- DID NOT PLAY --							
J10	Maryland					-- DID NOT PLAY --							
J17	Penn State					-- DID NOT PLAY --							
J21	Illinois					-- DID NOT PLAY --							
J24	Iowa					-- DID NOT PLAY --							
J28	Indiana	0+	0-0	0-0	0-0	0-0-0	0	0	0	0	0	0	
J31	Northwestern					-- DID NOT PLAY --							
F4	Ohio State												
F7	Minnesota												
F12	Rutgers												
F15	Nebraska												
F19	Indiana												
F26	Rutgers												
M1	Ohio State												
M4	Michigan State												
M7	Illinois												

#31   Dakota Mathias   Freshman   Guard   Elida, Ohio													
Date	Opponent	Min.	FG	3FG	FT	O-D-T	PF	A	TO	B	S	Pts.	
N14	Samford	17	2-4	2-4	0-0	0-4-4	0	3	0	0	0	6	
N16	IUPUI	16	1-2	0-1	0-0	0-0-0	0	4	0	0	0	2	
N20	Grambling	19	3-7	3-7	0-0	1-4-5	2	0	0	0	0	9	
N24	Kansas State	19	1-3	1-3	2-2	0-0-0	3	2	2	0	0	5	
N25	Missouri	18	2-3	2-3	0-0	0-1-1	3	1	0	0	0	6	
N26	BYU	11	1-2	0-1	0-0	0-2-2	3	1	0	0	0	2	
D2	North Carolina State	15	2-6	2-5	1-2	0-2-2	1	1	0	0	0	7	
D6	North Florida	16	0-6	0-3	0-0	0-3-3	0	0	1	0	0	0	
D8	IPFW	17	2-6	2-6	0-0	0-1-1	1	2	2	0	0	6	
D10	• Arkansas State	17	3-5	1-2	3-3	0-3-3	0	0	0	0	2	10	
D13	• Vanderbilt	14	0-1	0-0	0-0	0-0-0	3	1	1	0	0	0	
D20	Notre Dame	11	0-4	0-0	0-0	0-1-1	2	0	1	0	0	0	
D22	Gardner-Webb	11	0-1	0-0	0-0	0-0-0	1	1	0	0	1	0	
D31	Minnesota	13	0-2	0-2	0-0	0-0-0	2	2	0	0	0	0	
J3	Michigan	5	1-3	1-3	0-0	0-3-3	0	0	0	0	0	3	
J7	Wisconsin	19	1-2	1-1	0-0	0-1-1	2	1	1	0	1	3	
J10	Maryland	15	1-3	0-2	0-0	1-0-1	0	1	1	0	0	2	
J17	Penn State	23	2-6	1-4	2-2	0-0-0	1	4	0	1	1	7	
J21	Illinois	28	2-8	2-7	0-0	0-2-2	3	1	2	1	1	6	
J24	• Iowa	28	1-7	0-4	0-0	0-5-5	0	2	0	0	0	2	
J28	• Indiana	18	2-5	1-4	2-2	0-3-3	2	0	1	0	0	7	
J31	• Northwestern	20	0-2	0-1	0-0	0-1-1	0	2	1	0	0	0	
F4	Ohio State												
F7	Minnesota												
F12	Rutgers												
F15	Nebraska												
F19	Indiana												
F26	Rutgers												
M1	Ohio State												
M4	Michigan State												
M7	Illinois												



## #35 | Rapheal Davis | Junior | Guard | Fort Wayne, Ind.

Date	Opponent	Min.	FG	3FG	FT	O-D-T	PF	A	TO	B	S	Pts.
N14	• Samford	18	5-8	1-3	2-3	0-2-2	1	3	1	0	0	13
N16	• IUPUI	19	1-3	0-0	0-0	0-1-1	3	2	0	0	1	2
N20	• Grambling	18	4-5	1-2	0-0	0-1-1	2	2	2	0	0	9
N24	• Kansas State	18	0-2	0-1	0-0	1-1-2	1	3	2	0	0	0
N25	• Missouri	29	4-7	0-1	14-18	1-2-3	1	0	1	0	2	22
N26	• BYU	35	4-10	0-1	10-11	0-4-4	3	1	4	0	2	18
D2	• North Carolina State	37	1-8	0-2	1-2	0-4-4	3	6	2	0	2	3
D6	• North Florida	17	2-6	0-2	1-2	1-1-2	1	2	2	0	0	5
D8	• IPFW	19	2-3	0-0	3-3	0-1-1	0	2	1	2	1	7
D10	• Arkansas State	18	3-6	0-1	3-6	1-2-3	2	4	1	0	0	9
D13	• Vanderbilt	33	7-9	0-0	1-1	1-2-3	0	1	1	0	3	15
D20	• Notre Dame	31	2-4	0-0	0-0	0-2-2	3	4	2	0	1	4
D22	• Gardner-Webb	32	6-10	0-1	1-2	6-6-12	1	1	1	0	2	13
D31	• Minnesota	28	4-6	0-0	10-10	0-2-2	3	4	1	0	0	18
J3	• Michigan	35	2-8	0-1	3-7	3-3-6	2	6	3	0	2	7
J7	• Wisconsin	38	2-7	0-0	0-0	0-1-1	1	2	1	0	0	4
J10	• Maryland	34	4-7	0-1	4-5	2-2-4	3	3	1	0	0	12
J17	• Penn State	33	2-5	0-1	1-2	3-2-5	5	1	1	0	2	5
J21	• Illinois	37	6-13	2-4	0-0	1-5-6	3	2	1	0	1	14
J24	• Iowa	39	8-14	3-5	5-9	2-2-4	0	1	1	1	0	24
J28	• Indiana	36	5-8	1-1	8-8	1-4-5	1	2	2	1	1	19
J31	• Northwestern	36	5-9	0-0	5-7	1-6-7	1	4	0	0	0	15
F4	Ohio State											
F7	Minnesota											
F12	Rutgers											
F15	Nebraska											
F19	Indiana											
F26	Rutgers											
M1	Ohio State											
M4	Michigan State											
M7	Illinois											

## #44 | Isaac Haas | Freshman | Center | Piedmont, Ala.

Date	Opponent	Min.	FG	3FG	FT	O-D-T	PF	A	TO	B	S	Pts.
N14	Samford	20	2-4	0-0	7-9	2-6-8	1	1	0	2	1	11
N16	IUPUI	10	2-2	0-0	2-6	1-0-1	3	0	1	0	0	6
N20	Grambling	24	6-8	0-0	5-7	2-4-6	2	2	0	1	0	17
N24	Kansas State	20	7-9	0-0	5-8	2-4-6	3	0	1	0	0	19
N25	Missouri	20	3-4	0-0	0-5	3-5-8	2	1	5	2	0	6
N26	BYU	22	4-5	0-0	4-6	1-1-2	4	0	2	1	0	12
D2	North Carolina State	16	4-7	0-0	5-5	3-4-7	1	0	0	0	0	13
D6	North Florida	15	7-10	0-0	0-3	3-3-6	3	0	1	0	1	14
D8	• IPFW	18	3-6	0-0	4-4	2-3-5	2	0	3	1	0	10
D10	• Arkansas State	18	2-6	0-0	2-5	2-3-5	1	1	3	2	0	6
D13	• Vanderbilt	20	5-8	0-0	3-8	4-3-7	2	0	2	1	0	13
D20	• Notre Dame	18	4-10	0-0	2-4	0-3-3	4	1	3	1	0	10
D22	• Gardner-Webb	11	6-9	0-0	0-2	3-1-4	5	1	3	0	0	12
D31	• Minnesota	17	2-4	0-0	2-3	2-1-3	0	0	1	1	0	6
J3	• Michigan	9	0-1	0-0	0-0	0-1-1	4	0	4	0	0	0
J7	• Wisconsin	17	5-7	0-0	1-3	0-1-1	3	0	2	0	0	11
J10	• Maryland	17	2-5	0-0	2-6	1-6-7	4	0	1	2	0	6
J17	• Penn State	12	2-3	0-0	1-2	0-1-1	3	0	1	1	0	5
J21	• Illinois	7	1-2	0-0	0-1	1-1-2	2	0	1	0	0	2
J24	Iowa	20	4-5	0-0	2-4	1-3-4	3	0	1	4	1	10
J28	Indiana	9	1-2	0-0	2-4	0-0-0	2	1	0	0	0	4
J31	Northwestern	11	2-2	0-0	6-8	0-1-1	3	1	1	0	0	10
F4	Ohio State											
F7	Minnesota											
F12	Rutgers											
F15	Nebraska											
F19	Indiana											
F26	Rutgers											
M1	Ohio State											
M4	Michigan State											
M7	Illinois											



# Career Stats

## Beshears, Neal

			Total		3-Point		F-Throws		Rebounds											Scoring	
Season	gp-gs	min/avg	fg-fga	pct	fg-fga	pct	ft-fa	pct	off	def	tot	avg	pf	fo	ast	to	blk	stl	pts	avg	
2011-12	10-0	22/2.2	2-3	.667	0-1	.000	2-2	1.000	1	2	3	0.3	1	0	2	3	0	0	6	0.6	
2012-13	10-0	27/2.7	1-4	.250	1-3	.333	0-0	.000	1	4	5	0.5	2	0	0	4	1	0	3	0.3	
2013-14	6-0	12/2.0	0-1	.000	0-0	.000	0-0	.000	0	2	2	0.3	2	0	0	0	1	0	0	0.0	
2014-15	1-0	0/0.0	0-0	.000	0-0	.000	0-0	.000	0	0	0	0.0	0	0	0	0	0	0	0	0.0	
TOTAL	27-0	61/2.3	3-8	.375	1-4	.250	2-2	1.000	2	8	10	0.4	5	0	2	7	2	0	9	0.3	

## Davis, Rapheal

			Total		3-Point		F-Throws		Rebounds										Scoring	
Season	gp-gs	min/avg	fg-fga	pct	fg-fga	pct	ft-fa	pct	off	def	tot	avg	pf	fo	ast	to	blk	stl	pts	avg
2012-13	34-17	644/18.9	66-137	.482	10-33	.303	53-80	.663	38	94	132	3.9	63	2	30	42	6	18	195	5.7
2013-14	32-15	593/18.5	61-141	.433	9-33	.273	60-77	.779	49	70	119	3.7	61	1	42	27	10	16	191	6.0
2014-15	22-22	640/29.1	79-158	.500	8-27	.296	72-96	.750	24	56	80	3.6	40	1	56	31	4	20	238	10.8
TOTAL	88-54	1877/21.3	206-436	.472	27-93	.290	185-253	.731	111	220	331	3.8	164	4	128	100	20	54	624	7.1

## Edwards, Vince

			Total		3-Point		F-Throws		Rebounds											Scoring	
Season	gp-gs	min/avg	fg-fga	pct	fg-fga	pct	ft-fa	pct	off	def	tot	avg	pf	fo	ast	to	blk	stl	pts	avg	
2014-15	22-21	599/27.2	78-154	.506	19-55	.345	36-46	.783	48	66	114	5.2	47	1	59	34	9	10	211	9.6	
TOTAL	22-21	599/27.2	78-154	.506	19-55	.345	36-46	.783	48	66	114	5.2	47	1	59	34	9	10	211	9.6	

## Haas, Isaac

			Total		3-Point		F-Throws		Rebounds											Scoring	
Season	gp-gs	min/avg	fg-fga	pct	fg-fga	pct	ft-fa	pct	off	def	tot	avg	pf	fo	ast	to	blk	stl	pts	avg	
2014-15	22-11	351/16.0	74-119	.622	0-0	.000	55-105	.524	33	55	88	4.0	57	1	9	36	19	2	203	9.2	
TOTAL	22-11	351/16.0	74-119	.622	0-0	.000	55-105	.524	33	55	88	4.0	57	1	9	36	19	2	203	9.2	

## Hammons, A.J.

			Total		3-Point		F-Throws		Rebounds										Scoring	
Season	gp-gs	min/avg	fg-fga	pct	fg-fga	pct	ft-fa	pct	off	def	tot	avg	pf	fo	ast	to	blk	stl	pts	avg
2012-13	34-27	786/23.1	140-283	.495	0-0	.000	79-116	.681	82	122	204	6.0	69	1	21	55	67	11	359	10.6
2013-14	31-25	775/25.0	117-229	.511	0-5	.000	101-144	.701	74	156	230	7.4	91	3	15	78	96	13	335	10.8
2014-15	22-11	495/22.5	94-183	.514	0-7	.000	53-81	.654	50	84	134	6.1	57	1	21	48	59	8	241	11.0
TOTAL	87-63	2056/23.6	351-695	.505	0-12	.000	233-341	.683	206	362	568	6.5	217	5	57	181	222	32	935	10.7

## Mathias, Dakota

			Total		3-Point		F-Throws		Rebounds											Scoring	
Season	gp-gs	min/avg	fg-fga	pct	fg-fga	pct	ft-fa	pct	off	def	tot	avg	pf	fo	ast	to	blk	stl	pts	avg	
2014-15	22-5	370/16.8	27-88	.307	19-63	.302	10-11	.909	2	36	38	1.7	29	0	29	13	2	6	83	3.8	
TOTAL	22-5	370/16.8	27-88	.307	19-63	.302	10-11	.909	2	36	38	1.7	29	0	29	13	2	6	83	3.8	

## McKeeman, Jon

			Total		3-Point		F-Throws		Rebounds											Scoring	
Season	gp-gs	min/avg	fg-fga	pct	fg-fga	pct	ft-fa	pct	off	def	tot	avg	pf	fo	ast	to	blk	stl	pts	avg	
2012-13	1-0	1/1.0	0-0	.000	0-0	.000	0-0	.000	0	0	0	0.0	0	0	0	0	0	0	0	0.0	
2013-14	5-0	10/2.0	2-5	.400	1-2	.500	0-0	.000	0	4	4	0.8	0	0	0	0	0	0	5	1.0	
2014-15	5-0	12/2.4	0-1	.000	0-0	.000	0-0	.000	0	0	0	0.0	1	0	0	1	0	0	0	0.0	
TOTAL	11-0	23/2.1	2-6	.333	1-2	.500	0-0	.000	0	4	4	0.4	1	0	0	1	0	0	5	0.5	



## Career Stats

## Octeus, Jon

			Total		3-Point		F-Throws		Rebounds											Scoring	
Season	gp-gs	min/avg	fg-fga	pct	fg-fga	pct	ft-fa	pct	off	def	tot	avg	pf	fo	ast	to	blk	stl	pts	avg	
2012-13*	35-1	686/19.6	50-139	.360	7-35	.200	59-75	.787	13	77	90	2.6	74	0	45	37	3	14	166	4.7	
2013-14*	32-32	1075/33.6	130-320	.406	27-76	.355	143-189	.757	33	117	150	4.7	85	3	73	39	5	28	430	13.4	
2014-15	22-22	603/27.4	66-131	.504	9-26	.346	52-72	.722	31	75	106	4.8	62	1	59	31	4	26	193	8.8	
TOTAL	22-22	603/27.4	66-131	.504	9-26	.346	52-72	.722	31	75	106	4.8	62	1	59	31	4	26	193	8.8	
All*	89-55	2364/26.6	246-590	.417	43-137	.314	254-336	.756	77	269	346	3.9	221	4	177	107	12	68	789	8.9	

\* Statistics from prior team/school

## Scott, Bryson

			Total		3-Point		F-Throws		Rebounds											Scoring	
Season	gp-gs	min/avg	fg-fga	pct	fg-fga	pct	ft-fa	pct	off	def	tot	avg	pf	fo	ast	to	blk	stl	pts	avg	
2013-14	32-2	502/15.7	61-170	.359	5-13	.385	70-95	.737	22	60	82	2.6	54	2	44	46	3	30	197	6.2	
2014-15	18-1	204/11.3	27-67	.403	1-8	.125	30-41	.732	4	28	32	1.8	26	2	26	19	3	15	85	4.7	
TOTAL	50-3	706/14.1	88-237	.371	6-21	.286	100-136	.735	26	88	114	2.3	80	4	70	65	6	45	282	5.6	

## Smotherman, Basil

			Total		3-Point		F-Throws		Rebounds											Scoring	
Season	gp-gs	min/avg	fg-fga	pct	fg-fga	pct	ft-fa	pct	off	def	tot	avg	pf	fo	ast	to	blk	stl	pts	avg	
2013-14	32-16	604/18.9	65-112	.580	1-12	.083	28-49	.571	46	75	121	3.8	67	1	21	17	4	15	159	5.0	
2014-15	22-0	256/11.6	24-51	.471	2-13	.154	6-13	.462	11	26	37	1.7	27	0	17	7	6	9	56	2.5	
TOTAL	54-16	860/15.9	89-163	.546	3-25	.120	34-62	.548	57	101	158	2.9	94	1	38	24	10	24	215	4.0	

## Stephens, Kendall

			Total		3-Point		F-Throws		Rebounds											Scoring	
Season	gp-gs	min/avg	fg-fga	pct	fg-fga	pct	ft-fita	pct	off	def	tot	avg	pf	fo	ast	to	blk	stl	pts	avg	
2013-14	32-16	657/20.5	80-225	.356	64-173	.370	32-37	.865	7	50	57	1.8	60	1	25	23	12	14	256	8.0	
2014-15	22-16	523/23.8	68-188	.362	50-127	.394	31-42	.738	9	49	58	2.6	36	0	40	29	8	12	217	9.9	
TOTAL	54-32	1180/21.9	148-413	.358	114-300	.380	63-79	.797	16	99	115	2.1	96	1	65	52	20	26	473	8.8	

## Taylor, Jacquil

			Total		3-Point		F-Throws		Rebounds											Scoring	
Season	gp-gs	min/avg	fg-fga	pct	fg-fga	pct	ft-fa	pct	off	def	tot	avg	pf	fo	ast	to	blk	stl	pts	avg	
2014-15	6-0	42/7.0	5-11	.455	1-4	.250	2-4	.500	3	9	12	2.0	1	0	2	6	4	1	13	2.2	
TOTAL	6-0	42/7.0	5-11	.455	1-4	.250	2-4	.500	3	9	12	2.0	1	0	2	6	4	1	13	2.2	

## Thompson, P.J.

			Total		3-Point		F-Throws		Rebounds											Scoring	
Season	gp-gs	min/avg	fg-fga	pct	fg-fga	pct	ft-fa	pct	off	def	tot	avg	pf	fo	ast	to	blk	stl	pts	avg	
2014-15	21-1	328/15.6	18-57	.316	10-40	.250	6-8	.750	8	13	21	1.0	30	0	27	12	1	14	52	2.5	
TOTAL	21-1	328/15.6	18-57	.316	10-40	.250	6-8	.750	8	13	21	1.0	30	0	27	12	1	14	52	2.5	

## Toyra, Stephen

			Total		3-Point		F-Throws		Rebounds											Scoring	
Season	gp-gs	min/avg	fg-fga	pct	fg-fga	pct	ft-fa	pct	off	def	tot	avg	pf	fo	ast	to	blk	stl	pts	avg	
2012-13	11-0	30/2.7	0-1	.000	0-1	.000	2-5	.400	2	2	4	0.4	1	0	1	0	0	0	2	0.2	
2013-14	8-0	30/3.8	4-12	.333	0-4	.000	4-4	1.000	2	1	3	0.4	5	0	0	3	0	2	12	1.5	
2014-15	5-0	16/3.2	0-2	.000	0-1	.000	2-4	.500	0	2	2	0.4	1	0	0	3	0	0	2	0.4	
TOTAL	24-0	76/3.2	4-15	.267	0-6	.000	8-13	.615	4	5	9	0.4	7	0	1	6	0	2	16	0.7	





SINGLE-GAME TEAM RECORDS

Most Free Throws Made

Rk.	Opponent (Date)	FTM
14.	Missouri (11-25-14)	33

Most Blocked Shots

Rk.	Opponent (Date)	Blks.
7.	IPFW (12-8-14)	10

Most Offensive Rebounds

Rk.	Opponent (Date)	Rebs.
6.	North Florida (12-6-14)	24

Largest Victory Margin (Overall)

Rk.	Opponent (Date)	Margin
9.	Grambling (11-20-14)	+52 (82-30)

Largest Victory Margin (Mackey Arena)

Rk.	Opponent (Date)	Margin
3.	Grambling (11-20-14)	+52 (82-30)

Largest Halftime Lead

Rk.	Opponent (Date)	Margin
8.	Arkansas State (12-10-14)	+34 (52-18)
17.	Samford (11-13-14)	+27 (43-16)

Fewest Points Allowed

Rk.	Opponent (Date)	Pts.
1.	Grambling (11-20-14)	30

Lowest Field Goal Percentage For Opponent

Rk.	Opponent (Date)	Pct. (FG-A)
4.	Samford (11-13-14)	.227 (15-66)

Lowest Field Goal Pct. For Opponent / Half

Rk.	Opponent (Date)	Pct. (FG-A)
6.	Michigan (1-3-15)	.182 (4-22)
9.	Samford (11-13-14; 1st)	.200 (6-30)

Most Three-Pointers Made by Opponent

Rk.	Opponent (Date)	3PM
4.	Gardner-Webb (12-22-14)	14

Career Points

Rk.	Player (Years)	Pts.
47.	Dennis Blind (1952-55)	1,011
---	A.J. Hammons (2013-pres.)	935

Career Rebounds

Rk.	Player (Years)	Rebs.
21.	Glenn Robinson (1993-94)	602
---	A.J. Hammons (2013-pres.)	568

Career Three-Pointers Made

Rk.	Player (Years)	3PM
15.	Terone Johnson (2011-14)	120
---	Kendall Stephens (2014-pres.)	114

Career Three-Point Percentage

Rk.	Player (Years)	3PM	3PA	Pct.
10.	Kenneth Lowe (2000-04)	88	221	.398
11.	Robbie Hummel (2008-12)	216	555	.389
12.	Glenn Robinson (1993-94)	111	288	.385
13.	Carson Cunningham (1999-01)	99	226	.381
14.	Kendall Stephens (2014-pres.)	114	300	.380
15.	Keaton Grant (2007-10)	144	389	.370
	Tony Jones (1987-90)	60	162	.370

► Minimum 100 three-point attempts.

Career Blocked Shots

Rk.	Player (Years)	Blks.
1.	Joe Barry Carroll (1977-80)	349
2.	JaJuan Johnson (2008-11)	263
3.	A.J. Hammons (2013-pres.)	222

Career Blocked Shot Average

Rk.	Player (Years)	GP	Blks.	Avg.
1.	Joe Barry Carroll (1977-80)	123	349	2.84
2.	A.J. Hammons (2013-pres.)	87	222	2.55

► Minimum 50 games played.

Season Field Goal Percentage

Rk.	Player (Year)	FGM	FGA	Pct.
5.	Brad Miller (1998)	191	302	.632
	Justin Jennings (1996)	103	163	.632
7.	Isaac Haas (2015)	74	119	.622
8.	George Faerber (1969)	101	163	.620
9.	Carl Landry (2005)	160	259	.619
10.	Kip Jones (1989)	84	136	.618
11.	Melvin McCants (1987)	135	220	.614

► Minimum 100 field goal attempts.

Points By a Freshman

Rk.	Player (Year)	Pts.
11.	Troy Lewis (1985)	303
---	Vince Edwards (2015)	211
---	Isaac Haas (2015)	203

Rebounds By a Freshman

Rk.	Player (Year)	Pts.
10.	Mike Robinson (1997)	137
---	Vince Edwards (2015)	114
---	Isaac Haas (2015)	88

Rebound Average By a Freshman

Rk.	Player (Year)	GP	Rebs.	Avg.
6.	A.J. Hammons (2013)	34	204	6.0
7.	Vince Edwards (2015)	22	114	5.2

► Minimum 20 games played.

Field Goal Percentage by a Freshman

Rk.	Player (Year)	FGM	FGA	Pct.
1.	Ian Stanback (1991)	73	109	.670
2.	Isaac Haas (2015)	74	119	.622
9.	Troy Lewis (1985)	125	245	.510
10.	Vince Edwards (2015)	78	154	.506
---	Nate Minnoy (2006)	56	111	.505

► Minimum 100 field goal attempts.

Three-Pointers Made by a Freshman

Rk.	Player (Year)	3PM
10.	Chad Austin (1995)	22
---	Vince Edwards (2015)	19
---	Dakota Mathias (2015)	19

Free Throw Attempts by a Freshman

Rk.	Player (Year)	FTA
5.	A.J. Hammons (2013)	116
6.	Scott Martin (2008)	112
7.	Robbie Hummel (2008)	111
8.	Isaac Haas (2015)	105

Assists Per Game by a Freshman

Rk.	Player (Year)	GP	Asts.	Avg.
6.	Kyle Macy (1976)	27	88	3.26
7.	Vince Edwards (2015)	22	59	2.68
8.	E'Twaun Moore (2008)	34	88	2.59
9.	Robbie Hummel (2008)	33	84	2.55
10.	Chris Kramer (2007)	30	75	2.50

► Minimum 20 games played.

Assist:Turnover Ratio by a Freshman

Rk.	Player (Year)	Ast.	TO	Ratio
2.	Robbie Hummel (2008)	84	46	1.83
3.	Terone Johnson (2011)	58	33	1.76
4.	Vince Edwards (2015)	59	34	1.74

► Minimum 40 assists; since 1985.

Blocked Shots by a Freshman

Rk.	Player (Year)	Blks.
8.	Robbie Hummel (2008)	22
9.	Scott Martin (2008)	21
10.	Isaac Haas (2015)	19



## 2014-15 Purdue Numerical Roster

No.	Name	Yr.	Pos.	Ht.	Wt.	Hometown (High School / Previous School)
0	Jon Octeus	Sr.	G	6-4	175	Miami, Fla. (Royal Palm Beach / Colorado State)
1	Bryson Scott	So.	G	6-1	206	Fort Wayne, Ind. (Northrop)
2	Jon McKeeman	Jr.	G	6-1	190	Fort Wayne, Ind. (Carroll)
3	P.J. Thompson	Fr.	G	5-10	188	Indianapolis, Ind. (Brebeuf Prep)
5	Basil Smotherman	So.	F	6-6	222	Indianapolis, Ind. (Lawrence North)
11	Stephen Toyra	Jr.	G	6-3	180	Lafayette, Ind. (Faith Christian)
12	Vince Edwards	Fr.	F	6-7	220	Middletown, Ohio (Middletown)
20	A.J. Hammons	Jr.	C	7-0	261	Gary, Ind. (Oak Hill [Va.] Academy)
21	Kendall Stephens	So.	G	6-6	197	St. Charles, Ill. (St. Charles East)
23	Jacquil Taylor	Fr.	F	6-9	217	Cambridge, Mass. (Beaver Country Day School)
30	Neal Beshears	Sr.	F	6-7	198	Winchester, Ind. (Winchester / Maine Central Institute)
31	Dakota Mathias	Fr.	G	6-4	197	Elida, Ohio (Elida)
35	Rapheal Davis	Jr.	G	6-5	217	Fort Wayne, Ind. (La Lumiere School)
44	Isaac Haas	Fr.	C	7-2	297	Hokes Bluff, Ala. (Hokes Bluff)

## 2014-15 Purdue Alphabetical Roster

No.	Name	Yr.	Pos.	Ht.	Wt.	Hometown (High School / Previous School)
30	Neal Beshears	Sr.	F	6-7	198	Winchester, Ind. (Winchester / Maine Central Institute)
35	Rapheal Davis	Jr.	G	6-5	217	Fort Wayne, Ind. (La Lumiere School)
12	Vince Edwards	Fr.	F	6-7	220	Middletown, Ohio (Middletown)
44	Isaac Haas	Fr.	C	7-2	297	Hokes Bluff, Ala. (Hokes Bluff)
20	A.J. Hammons	Jr.	C	7-0	261	Gary, Ind. (Oak Hill [Va.] Academy)
31	Dakota Mathias	Fr.	G	6-4	197	Elida, Ohio (Elida)
2	Jon McKeeman	Jr.	G	6-1	190	Fort Wayne, Ind. (Carroll)
0	Jon Octeus	Sr.	G	6-4	175	Miami, Fla. (Royal Palm Beach / Colorado State)
1	Bryson Scott	So.	G	6-1	206	Fort Wayne, Ind. (Northrop)
5	Basil Smotherman	So.	F	6-6	222	Indianapolis, Ind. (Lawrence North)
21	Kendall Stephens	So.	G	6-6	197	St. Charles, Ill. (St. Charles East)
23	Jacquil Taylor	Fr.	F	6-9	217	Cambridge, Mass. (Beaver Country Day School)
3	P.J. Thompson	Fr.	G	5-10	188	Indianapolis, Ind. (Brebeuf Prep)
11	Stephen Toyra	Jr.	G	6-3	180	Lafayette, Ind. (Faith Christian)

## Purdue Coaching / Support Staff

<b>Head Coach:</b>	Matt Painter	10th season	Purdue (1994)
<b>Associate Head Coach:</b>	Jack Owens	Seventh season	Eastern Illinois (1999)
<b>Assistant Coach:</b>	Greg Gary	Fourth season	Tulane (1992)
<b>Assistant Coach:</b>	Brandon Brantley	Second season	Purdue (1997)
<b>Director of Basketball Operations:</b>	Elliot Bloom	Seventh season	Purdue (1999)
<b>Assistant Director of Sports Performance:</b>	Josh Bonhotal	Fourth season	Wisconsin (2006)
<b>Athletic Trainer:</b>	Chad Young	Third season	Bowling Green (1999)
<b>Video Coordinator:</b>	Nick Terruso	11th season	Purdue (2000)
<b>Assistant Video Coordinator:</b>	Kenneth Lowe	Second season	Purdue (2004)

## Pronunciation Guide

0	Jon Octeus	OCK-tee-us
5	Basil Smotherman	Baz-ull
11	Stephen Toyra	steven toy-Ruh
23	Jacquil Taylor	juh-Keel
30	Neal Beshears	buh-Sheers
31	Dakota Mathias	muh-Thigh-us
35	Rapheal Davis	ray-fell
44	Isaac Haas	HAHSS

**PURDUE ROSTER NOTES**

- Purdue has just six upperclassmen on its roster and before mid-August, just two of them were on scholarship (Hammons, Davis).
- Juniors **Rapheal Davis** and **A.J. Hammons** were the lone upperclassmen on scholarship until recently. Senior **Neal Beshears** was put on scholarship for the second semester last winter and junior **Stephen Toyra** was added before the start of school in August. **Jon Octeus** joined the team in early October.
- One year after having 12 of its 15 players from the state of Indiana on its roster, the 2014-15 edition has nine of its 15 players from the state.
- Last year, just three states were represented (Indiana, Washington, Illinois) on the Boilermakers' roster. This year's total is up to six as the freshman class has five players from four different states.
- Purdue is one of five teams nationally to have a pair of 7-footers on its roster as freshman **Isaac Haas** (7-2) and junior **A.J. Hammons** (7-0) will both roam the paint. The Boilermakers join Oklahoma State, UC Irvine and Arizona and Florida State (3) in that regard.
- The trio of Haas, Hammons and freshman **Jacquil Taylor** (who stands 6-9, but has a 7-2 wingspan and 9-0 reach) combine for a 21-10 wingspan (longer than the three-point line) and a combined reach of 27-8. The length of an average school bus is 48 feet.

## Players By State

**Indiana (8):** Beshears, Davis, Hammons, McKeeman, Scott, Smotherman, Thompson, Toyra

**Ohio (2):** Edwards, Mathias

**Alabama (1):** Haas

**Florida (1):** Octeus

**Illinois (1):** Stephens

**Massachusetts (1):** Taylor

## Players By Year

**Freshmen (5):** Edwards, Haas, Mathias, Taylor, Thompson

**Sophomores (3):** Scott, Smotherman, Stephens

**Juniors (4):** Davis, Hammons, McKeeman, Toyra

**Seniors (2):** Beshears, Octeus

## Players By Height

<b>5-10:</b>	Thompson
<b>6-1:</b>	McKeeman, Scott
<b>6-3:</b>	Toyra
<b>6-4:</b>	Mathias, Octeus
<b>6-5:</b>	Davis
<b>6-6:</b>	Smotherman, Stephens
<b>6-7:</b>	Beshears, Edwards
<b>6-9:</b>	Taylor
<b>7-0:</b>	Hammons
<b>7-2:</b>	Haas

## Players By Weight

<b>175:</b>	Octeus
<b>180:</b>	Toyra
<b>188:</b>	Thompson
<b>190:</b>	McKeeman
<b>197:</b>	Mathias, Stephens
<b>198:</b>	Beshears
<b>206:</b>	Scott
<b>217:</b>	Davis, Taylor
<b>220:</b>	Edwards
<b>222:</b>	Smotherman
<b>261:</b>	Hammons
<b>297:</b>	Haas