



PURDUE

FOOTBALL

PURDUE ATHLETICS COMMUNICATIONS

Mackey Arena, Room 2235 / 900 John R. Wooden Dr. / West Lafayette, Ind. 47907



GAME TWO

Purdue vs. Indiana State

Saturday, Sept. 12, 2015, Noon ET
Ross-Ade Stadium (57,236)
West Lafayette, Ind.

THE BROADCASTS

TV: ESPNNews

Shawn Kenney, Play-by-Play
Pete Najarian, Analyst

RADIO: Purdue Sports Properties

Tim Newton, Play-by-Play

Pete Quinn, Analyst

Kelly Kitchel, Sideline

Rob Blackman, Producer

Scott Fenstermaker, Engineer

SIRIUS: Channel 132

XM: Channel 204

SCHEDULE/RESULTS

Date	Opponent	TV	Result
Sept. 6	at Marshall	Fox Sports 1	L, 31-41
Sept. 12	Indiana State	ESPNNews	Noon
Sept. 19	Virginia Tech	ESPNU	3:30 p.m.
Sept. 26	Bowling Green	TBA	TBA
Oct. 3	at Michigan State	TBA	Noon
Oct. 10	Minnesota	TBA	TBA
Oct. 17	at Wisconsin	TBA	Noon
Oct. 31	Nebraska	TBA	TBA
Nov. 7	Illinois	TBA	Noon
Nov. 14	at Northwestern	TBA	TBA
Nov. 21	at Iowa	TBA	TBA
Nov. 28	Indiana	TBA	TBA

ATHLETICS COMMUNICATIONS

Assoc. Director, Football Matt Rector
..... Rector@Purdue.edu

..... 765-494-3196 (o); 765-237-1330 (c)

Asst. Director, Secondary FB Matt Staudt

..... mstaudt@Purdue.edu

..... 765-496-7842 (o); 765-414-1984 (c)

Website PurdueSports.com

Facebook Facebook.com/PurdueSports

Twitter @BoilerFootball

Instagram @BoilerFootball

Purdue hosts Sycamores for second time in three years.

The home opener is Military Appreciation and Band Day

THE GAME

- Purdue kicks off the 2015 home schedule against Indiana State. It is the second time in three years the Boilermakers have hosted the Sycamores for their first home game.
- Purdue leads the series 4-0 with all four being played in West Lafayette.
- Indiana State head coach Mike Sanford returns to Purdue where he was an assistant coach from 1987 to 1989 under head coach Fred Akers.
- The game is Purdue's penultimate game against an FCS opponent, as the Big Ten Conference has mandated that there will be no more games against FCS opponents. Purdue's previously scheduled 2016 season opener against Eastern Kentucky has been grandfathered in, as have previously scheduled FCS games around the league for next season.
- Purdue is 3-2 all-time in games played on Sept. 12, including 3-0 at home.
- The Boilermakers have won 11 straight home openers and 17 of the last 18 heading into Saturday's game. That is the most in a row in program history.
- Purdue is 8-0 all-time against the Missouri Valley Football Conference, including a win over a league member each of the last two seasons.
- Indiana State head coach Mike Sanford and assistant Brian Cabral were both assistants at Purdue in the late 1980s.
- The game is Military Appreciation and Band Day. High school bands from around the state will be on hand and also play at half time.
- Purdue is 0-1 in games broadcast on ESPNNews, with a loss last season to Central Michigan.
- Purdue has won the game immediately following its first loss four of the last five years.

TEAM COMPARISON



Record 0-1
Conference Big Ten
Pts/Gm 31
Opp Pts/Gm 41
Rush Yds/Gm 184
Pass Yds/Gm 270
Total Def/Gm 397
Ret. Starters O/D 8/8

Record 1-0
Conference MVFC
Pts/Gm 52
Opp Pts/Gm 17
Rush Yds/Gm 303
Pass Yds/Gm 193
Total Def/Gm 294
Ret. Starters O/D 6/9

2015 STAT LEADERS

PASSING
#12 Austin Appleby
31-48, 270 yds, TD,
4 INT, 8 starts

RUSHING
#1 D.J. Knox
22 carries, 102 yds, TD

RECEIVING
#7 DeAngelo Yancey
5 catches, 78 yds

DEFENSE
#4 Ja'Whaun Bentley
10 tackles, 1.5 TFL

PASSING
#11 Matt Adam
9-16, 164 yds, 2 TD,
1 INT, 2 starts

RUSHING
#1 LeMonte Booker
11 carries, 137 yds, 3 TD

RECEIVING
#4 Gary Owens
5 catches, 133 yds, TD

DEFENSE
#25 Lonnell Brown
9 tackles, 3.0 TFL

THE SERIES

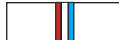
Purdue is 4-0 all-time against Indiana State. The Boilermakers last beat the Sycamores 20-14 at Ross-Ade Stadium in 2013.

POST GAME MEDIA INFO

The Purdue locker room will remain closed following all football games. Media should request players through Matt Rector of the Purdue Athletics Communications staff during the fourth quarter.

Purdue head coach Darrell Hazell and four select players will address the media room located across the street in Mackey Arena. Assistant coaches will not be available.





MEDIA AVAILABILITY

Monday	Tuesday	Wednesday	Thursday	Saturday	Sunday	Monday
No availability	Noon - 12:45 ET Coach Hazell press conference and teleconference in All-American Dining Hall 1:20 Coach Hazell on B1G Conference Call After Practice Requested assistant coaches and players (limit six players)	After Practice Coach Hazell and requested assistant coaches and players (limit six players)	No availability - Coach Hazell Radio Show at 6 p.m. at Puccini's Friday No availability	GAME DAY Noon ET Purdue vs. Indiana State Postgame Coach Hazell and four requested players in the media room located in Mackey Arena	No availability	12:30 p.m. ET Head coach Darrell Hazell in his office in Mollenkopf (in-person only)

SERIES HISTORY

- Purdue is 4-0 against Indiana State and all four games have been played in West Lafayette.
Sept. 7, 2013 Purdue 20, ISU 14
Sept. 2, 2006 Purdue 60, ISU 35
Sept. 22, 1990 Purdue 41, ISU 13
Oct. 30, 1926 Purdue 38, ISU 0
- Purdue hosts Indiana State for the fifth time in series history.
First/Last Meeting: 1926/2013
Purdue points: 159
Indiana State points: 62
First/Last Meeting: 1926/2013
Record in Ross-Ade Stadium: 4-0

AGAINST THE MVFC

- Purdue is 8-0 all-time against teams currently in the MVFC, including 4-0 against Indiana State.
Sept. 20, 2014 West Lafayette, Ind. Purdue 35, Southern Illinois 13
Sept. 7, 2013 West Lafayette, Ind. Purdue 20, Indiana State 14
Sept. 11, 2010 West Lafayette, Ind. Purdue 31, Western Illinois 21
Sept. 2, 2006 West Lafayette, Ind. Purdue 60, Indiana State 35
Aug. 31, 2002 West Lafayette, Ind. Purdue 51, Illinois State 10
Sept. 22, 1990 West Lafayette, Ind. Purdue 41, Indiana State 13
Oct. 30, 1926 West Lafayette, Ind. Purdue 38, Indiana State 0
Sept. 20, 2014 West Lafayette, Ind. Purdue 35, Southern Illinois 13
Oct. 2, 1897 West Lafayette, Ind. Purdue 28, Illinois State 0

CONNECTING THE SCHOOLS

- Indiana State head coach Mike Sanford was an assistant coach for the Boilermakers from 1987 to 1989.
- Purdue was 10-22-1 during Sanford's time at Purdue.
- Indiana State assistant coach Brian

Cabral coached Purdue's inside linebackers in 1987 and 1988.

- Purdue starting wide receiver Domonique Young and Indiana State starting punter Osborn Umeh played one year together at Cerritos College.

FIRST(S) AND 10

- Leroy Clark picked up his first career interception in the third quarter Sunday at Marshall.
- Langston Newton made his collegiate debut and had his first career fumble recovery against Marshall.
- Ra'Zahn Howard had his first career fumble recovery at Marshall.
- Markell Jones is the first true freshman running back to rush for a touchdown in the season opener since 2007 when Dan Dierking had a 30-yard touchdown run at Toledo. He is also the first true freshman to score in a season opener since 2009 when Antavian Edison had a 15-yard touchdown reception.
- D.J. Knox is the first Purdue running back to rush for over 100 yards in an opening-day first career start at running back since Raheem Mostert last season and the second since Ralph Bolden in 2009. Knox is the first sophomore or younger to do so since Bolden, as Mostert was a senior.
- Purdue's defense forced a three-and-out in their first drive of the season. It's the first time they haven't allowed a first down on the opening series of the opening game since 2013, when the defense had an interception on their first play at Cincinnati. Purdue's defense has not allowed a first down on the opening possession of the opening game three times in the last four years.

THE DARRELL HAZELL FILE



Darrell Hazell was named the 35th head coach in Purdue football history on Dec. 5, 2012. He signed a six-year contract with the Boilermakers. Hazell is in his third year at

Purdue, after spending two seasons as the head coach at Kent State.

Hazell (HAY-zull) was named the 2012 Mid-American Conference Coach of the Year after leading Kent State to arguably its most successful season ever, with an 11-3 record and MAC East Division championship. The 11 wins set a school record.

Prior to his time at Kent State, Hazell spent seven seasons at Ohio State, where he served as an assistant head coach and wide receivers coach under Jim Tressel. Hazell has spent 28 years in the college coaching ranks, and has previous stints as Rutgers (2001-03), West Virginia (1999-2000), the U.S. Military Academy (1997-98), Western Michigan (1995-96), Pennsylvania (1992-94), Eastern Illinois (1988) and Oberlin (1986-87, 1989-91).


Hazell graduated in 1986 from Muskingum College with a B.A. in speech communications and business. He was a three-time all-conference selection as a wide receiver and an All-American as a senior.

A native of Cinncaminson, N.J., Hazell (born April 14, 1964) and Annmarie have a son, Kyle.

HAZELL'S HEAD COACHING RECORD

Year	School	Overall	Conf.
2011	Kent State	5-7	4-4
2012	Kent State	11-3	8-0
2013	Purdue	1-11	0-8
2014	Purdue	3-9	1-7
2015	Purdue	0-1	0-0
Totals	Four Years	20-31	13-19





PURDUE FOOTBALL QUICK FACTS

Location	West Lafayette, Ind.
Founded	May 6, 1869
Conference	Big Ten
Colors	Old Gold and Black
Nickname	Boilermakers
President	Mitchell E. Daniels Jr.
Athletics Director	Morgan J. Burke
First Season	1887
All-Time Record	596-536-48
All-Time Big Ten Record	321-375-32
First Team All-Americans	45 players, 51 times
First Team All-Big Ten	132 players, 171 times
Bowl Appearances	17
Bowl Wins	9
Head Coach	Darrell Hazell
Alma Mater	Muskingum, 1986
Career Record (Years)	20-31 (Fifth)
Purdue Record (Years)	4-21 (Third)
2014 Record	3-9
2014 Big Ten Record/Finish	1-7/Seventh (West)
2014 Bowl Game	None
2014 Bowl Result	N/A

BIG TEN STANDINGS

School	WEST	Overall
	Big Ten	
Iowa	0-0	1-0
Illinois	0-0	1-0
Northwestern	0-0	1-0
Minnesota	0-0	0-1
Nebraska	0-0	0-1
Purdue	0-0	0-1
Wisconsin	0-0	0-1
School	EAST	Overall
	Big Ten	
Indiana	0-0	1-0
Maryland	0-0	1-0
Michigan State	0-0	1-0
Rutgers	0-0	1-0
Ohio State	0-0	0-0
Michigan	0-0	0-1
Penn State	0-0	0-1

NCAA TEAM RANKINGS

Purdue vs. Indiana State
2015 Stats

	PUR	ISU
Rushing Offense	71	10
Passing Offense	43	51
Total Offense	49	21
Scoring Offense	66	8
Rushing Defense	72	39
Pass Efficiency Defense	77	20
Total Defense	73	29
Scoring Defense	t-102	t-29
Net Punting	90	17
Punt Returns	43	58
Kickoff Returns	63	65
Turnover Margin	t-79	t-18
Time of Possession	22	89

There are 128 teams in the FBS and 125 teams in FCS.

- Purdue had 95 offensive plays from scrimmage Sunday, the first time it's had at least 90 since facing Marshall in 2012. It is the most since also running 95 against Oregon in 2008, though that game had two over-times. The 95 plays against Marshall is the most in a non-overtime game since 2005 against Northwestern (101 plays).
- Antoine Miles and Michael Rouse III both had their first career sack on Sunday.
- Miles (DE), Robert Gregory (S), Knox (RB), Domonique Young (WR) and Ben Makowski (LS) all made their first career start on Sunday at Marshall.
- Purdue ranks first in the Big Ten, prior to Ohio State's Monday night game against Virginia Tech, and 22nd nationally in time of possession with 34:47.

THIS DATE IN BOILERMAKER HISTORY

- Purdue is 3-2 all-time on Sept. 12, including 3-0 at home.
 - Sept. 12, 2009 Eugene, Ore. Oregon 38, Purdue 36
 - Sept. 12, 1998 West Lafayette, Ind. Purdue 21, Rice 19
 - Sept. 12, 1992 West Lafayette, Ind. Purdue 41, No. 17 California 14
 - Sept. 12, 1987 Seattle No. 12 Washington 28, Purdue 10
 - Sept. 12, 1981 West Lafayette, Ind. Purdue 27, No. 19 Stanford 19

STARTING UP FRONT

- Purdue returns all five starters on the offensive line, and six guys who started at least seven games up front last season.
- Robert Kugler** (Sr. - Center) has 32 consecutive starts heading into Sunday's game.
- Jordan Roos** (Jr. - Right guard) started all 12 games last year and has 19 for his career.
- Jason King** (Jr. - Left guard) has started 18 straight games.
- J.J. Prince** (Jr. - Tackle) started nine games at left and right tackle last season and has 10 career starts.
- Cameron Cermin** (Jr. - Tackle) started eight games at tackle last season and started at right tackle against Marshall.
- David Hedelin** (Sr. - Left tackle) started the final seven games of the season last year and Sunday's season opener at Marshall at left tackle.
- The group helped Purdue increase its rushing total by 91 yards per game from 2013 to 2014.
- The group allowed 14 fewer sacks


in 2014 than the offensive line did in 2013.

- The group paved the way for 11 more rushing touchdowns in 2014 than in 2013 - nearly triple the total number.
- Purdue is one of nine schools in the country that returns five starters on the offensive line (also Ball State, Boise State, Bowling Green, North Carolina, Ole Miss, Oregon State, Texas, Washington State).
- Thirty-four other schools return four offensive line starters, including Purdue opponents Indiana and Michigan State.
- The Boilermakers return five starters on the offensive line, and six guys who started at least seven games up front a year ago, for the first time since 1963, when Purdue had 11 different guys start on the line that season, after having 10 in 1962.
- The offensive line opened holes for Purdue's new running backs Sunday at Marshall, helping D.J. Knox and Markell Jones to gain 174 yards and two touchdowns on 34 carries (5.1 avg.). Purdue rushed for three touchdowns in the opener.

NUMBERS GAME

- Purdue's offense ranks first in the Big Ten among teams that faced FBS opponents in week one. The Boilermakers offense is fourth in the conference overall with 454 yards.
- Purdue scored 31 points vs. Marshall last week. It is the fourth straight time Purdue has lost when scoring exactly 31 points, and five of the last six.
- Purdue ran 95 offensive plays against Marshall. The next closest Big Ten team was Northwestern with 79.
- Purdue's 95 plays from scrimmage tied for second most in the country during the first week, just one behind Florida Atlantic's nation-leading 96 offensive snaps.
- Purdue's rushing offense ranks third in the Big Ten among teams that faced FBS competition in week one and seventh overall with 184 yards.
- Austin Appleby threw the most passes, had the most completions, third highest completion percentage and fourth highest yard total in week one.
- Purdue had 28 first downs against Marshall, the most by any Big Ten team in week one.
- Purdue committed four penalties in the season opener, the third fewest among Big Ten teams in week one.





- Purdue's defense had three take-aways, with two fumble recoveries and an interception, which is the second most in the Big Ten for week one.
- Purdue was four for four in red zone opportunities, one of 10 Big Ten teams to be perfect in the red zone week one.
- Purdue's two fumble recoveries are tied for the Big Ten lead after week one.
- Appleby's 31 completions were the fifth most in the country in week one.
- While Purdue's record over the last eight games, Appleby's career starts, doesn't look good on paper, 1-7, Purdue has had a possession in the final minutes of four of those games, including this season at Marshall, to potentially tie or win the game (also 2014 vs. Michigan State, at Minnesota, at Indiana).

YOUNG, TALENTED RUNNING BACKS

- Purdue had two running backs carry the ball last Sunday at Marshall and both recorded their first career carries.
- D.J. Knox (So.)** rushed 22 times for 102 yards and scored the first touchdown of the season for Purdue from four yards out in the first quarter.
- Knox also had six catches to lead the team for 36 yards.
- Knox is the first Boilermaker to rush for 100+ yards in his first career start in a season opener since Raheem Mostert did so last year, and the second since Ralph Bolden's first start during his sophomore season in 2009.
- Knox is the first Boilermaker to rush for over 100 yards in his first season-opening game carrying the ball for Purdue since Mel Gray rushed for 104 yards against Stanford in 1982.
- Knox is one of six Big Ten running backs to rush for 100 or more yards in week one.
- Markell Jones (Fr.)** had 12 carries for 72 yards, including a 36-yard touchdown in the third quarter.
- Knox and Jones touched the ball a combined 40 times and did not have a single negative play.

THIS AND THAT

- Purdue was 0-2 in 2014 in games decided by one possession or less. Both games were on the road (Minnesota and Indiana), while both come to Ross-Ade Stadium this season.
- Purdue was within one possession in

the fourth quarter in four of its losses last season (vs. Iowa, vs. Michigan State, at Minnesota, at Indiana).

- Purdue increased its scoring output by 8.91 points per game from 2013 to 2014. That is the biggest increase in points per game since 1996 to 1997 (+15.36 ppg). Purdue's offense returns eight starters this season.
- The Boilermakers return 53.3 percent of their total scoring from the last two seasons combined.
- The last time Purdue came off a three-win season, the Boilermakers went 9-3 with a first year starting quarterback (1997).
- Purdue has just six days to prepare for Saturday's game, since the season opener at Marshall was on a Sunday. It's the first time game preparation has been short a day since 2004. The Boilermakers beat Ball State 59-7 in the shortened week.

A WIN WOULD MEAN...

- Purdue improves to 9-0 all-time vs. teams currently in the MVFC.
- Purdue extends its record home-opener winning streak to 12.
- Purdue improves to 4-0 at home in games played on Sept. 12.
- Purdue improves to 4-2 all-time on Sept. 12.

THE 'BACKERS ARE BACK

- Purdue returns all three starting linebackers from last season with Ja'Whaun Bentley, Danny Ezechukwu and Jimmy Herman.
- Purdue's linebacking corps, which comprises 11 individuals, has three juniors, four sophomores and four freshmen.
- Purdue is one of just three schools in the country to return all three linebacker starters and have all three with remaining eligibility after this season (also New Mexico State and UCLA).
- Ja'Whaun Bentley (So. - MLB)** was voted as a captain by the team on Aug. 21. He is Purdue's first sophomore captain since Raheem Mostert in 2012. Bentley is Purdue's top returning tackler from 2014, after starting all 12 games and amassing 76 tackles, including 3.5 for loss, three fumble recoveries and an interception. Bentley was named to ESPN.com's True Freshman All-America team and USA Today Sports Freshman All-America team. Bentley led the team with 10 tackles, including 1.5 for loss, at Marshall.
- Danny Ezechukwu (So. - OLB)** start-

WHERE ARE THEY?

IN THE PRESS BOX



GREG HUDSON
Defensive Coordinator



JOHN SHOOP
Offensive Coordinator



TERRY MALONE
Tight Ends

On The Sidelines



DARRELL HAZELL
Head Coach



JIM BRIDGE
Offensive Line



RUBIN CARTER
Defensive Line



MARCUS FREEMAN
Linebackers



TAVER JOHNSON
Defensive Backs



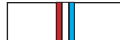
GERAD PARKER
Wide Receivers



JAFAR WILLIAMS
Running Backs

Note: Graduate Assistants John Nussman, Zach Opsal, Mark Sheridan and Camden Wentz are in the press box.





COUNTDOWN TO KICKOFF

12 Freshman Markell Jones had 12 carries for 72 yards and a touchdown in his first career game.

11 Purdue has won 11 straight home openers heading into Saturday's game, a program record.

10 Purdue had 95 offensive plays from scrimmage against Marshall, it's most in a non-overtime game in 10 years.

9 Of Purdue's 12 regular season games, nine are against teams that played in bowl games last season, just one behind the national leaders.

8 Purdue is 8-0 all-time vs. teams currently in the Missouri Valley Football Conference.

7 Paul Griggs scored seven points in the opener against Marshall, giving him 154 for his career, just eight shy of Purdue's top 20 all-time.

6 D.J. Knox not only led the team at Marshall in rushing attempts, he also had the team's most receptions with six.

5 Purdue had five first time starters at Marshall: Robert Gregory, D.J. Knox, Ben Makowski, Antoine Miles and Domonique Young

4 Purdue was a perfect four-for-four in red zone scoring last week at Marshall.

3 Purdue is one of just three team in the country to return three starting linebackers who all have eligibility remaining after the season.

2 This is the second time in three years Purdue opens the home schedule against Indiana State.

1 After Saturday, Purdue has just one more game against an FCS opponent, next season vs. Eastern Kentucky.

0 D.J. Knox and Markell Jones both had their first career carries Sunday at Marshall. They combined for 34 carries and had zero negative plays.

ed six games last season as a redshirt freshman. He finished the season with 43 tackles, including 3.0 for loss, 1.5 sacks, two forced fumbles and an interception. Ezechukwu had a career-high 12 tackles at Nebraska a week after racking up 10 at Minnesota. He had 34 tackles over the final five games last season. In the season opener at Marshall, he had two tackles.

- **Jimmy Herman (Jr. - OLB)** started eight games last season and appeared in 10, missing two with an injury. Herman finished the season with 56 tackles, including 1.5 for loss. He finished with eight tackles in four different games. Herman had four tackles, including 0.5 for loss, at Marshall.
- Freshman Markus Bailey saw his first action as a Boilermaker and had three tackles and a PBU.

AUSTIN APPLEBY

- Austin Appleby was named the starting quarterback on Aug. 25, after starting the final seven games of the 2014 season.
- Appleby has appeared in 12 games, including 10 last season. He is 180-326-15 for 1,787 yards and 12 touchdowns.
- Appleby had career highs in completions (31), yards (270), interceptions (4), and tied his career high with 48 pass attempts at Marshall.
- Appleby is Purdue's fifth different opening day starting quarterback in the last five years. No Purdue quarterback has started the season opener in consecutive years since Curtis Painter in 2006, 2007 and 2008.
- **Opening day starters:**
2015: Austin Appleby
2014: Danny Etling
2013: Rob Henry
2012: Robert Marve
2011: Caleb TerBush
2010: Robert Marve
2009: Joey Elliott
2008: Curtis Painter
- Appleby started his eighth consecutive game last week. Here is a list of recent consecutive starts:
2014-15: Austin Appleby 8*
2013-14: Danny Etling 12
2013: Rob Henry 5
2012: Caleb TerBush 7; Robert Marve 5, 1
2011: Caleb TerBush 13
2010: Robert Marve 4; Rob Henry 3, 2; Sean Robinson 2; Justin Siller 1
2009: Joey Elliott 12
2008: Justin Siller 3; Curtis

Painter 1

2005-08: Curtis Painter 40

*current streak

- Appleby's first start came on the road at Illinois in 2014. He went 15 for 20 for 202 yards and a touchdown, while also rushing for 76 yards and two scores.
- **By the numbers:**
Career high yards: 270 at Marshall
Career high TD passes: 3 at Minn
Career high attps.: 48 vs. NW; at Marshall
Career high comps.: 31 at Marshall
Record: 1-7


DOUG DAVIS: 1981-2015

- Purdue football lost a special family member when senior associate director of sports performance Doug Davis passed away May 12 due to complications of pneumonia. He was 33.
- The Boilermakers are wearing helmet stickers with the initials DD for today's game.
- "Doug was a great man, who worked tirelessly to make people better," head coach Darrell Hazell said. "He didn't coach with his whistle, didn't coach with his voice and didn't coach with his looks. He coached with his heart, and everyone knew it. We miss him dearly. Our thoughts and prayers continue to go out to his family."
- Doug joined the Boilermaker staff in 2013 after spending the 2011 and 2012 seasons working with Hazell at Kent State. From 2007 to 2010, Doug was a strength assistant at Ohio State, where Hazell was the wide receivers coach.
- Prior to his stint at Ohio State, Doug was a strength and conditioning coach at the University of South Florida. He earned his bachelor's degree from Ohio Dominican in 2004 and his master's degree in exercise science from California University of Pennsylvania in 2009.

CAPTAINS

- Darrell Hazell announced team captains at the team's Kickoff Luncheon on Aug. 21.
- Hazell named seniors Danny Anthrop, Robert Kugler and Frankie Williams captains, as well as sophomore Ja'Whaun Bentley.
- Kugler earned captain status for the second year in a row.
- Bentley is the youngest captain Hazell has ever had. He is Purdue's first sophomore captain since Raheem Mostert was the special teams cap-





tain as a sophomore in 2012.

- Captains were voted on by the team. The vote was for upperclassmen, though one slot was opened up for a possible write-in. Bentley was written in by the majority of the team.

THIRD LARGEST CROWD

- A few thousand Purdue fans and 50 members of the All-American Marching Band made the five and a half hour drive to Huntington, W. Va., for the Boilermakers game at Marshall.
- The official attendance for the Sunday game was 38,791, the third-largest crowd in the history of Joan C. Edwards Stadium.

FIRST GAME EXPERIENCE

- Robert Gregory, D.J. Knox, Domo-nique Young, Antoine Miles and Ben Makowski all made their first career start at Marshall.
- Freshmen Markell Jones and Markus Bailey, redshirt freshmen Brandon Roberts, Martesse Patterson, Kirk Barron, Cole Herdman and Alex Hilger, junior college transfers Anthony Mahoungou and Shayne Henley and junior Langston Newton all saw their first action as Boilermakers.
- Knox had 22 carries for 102 yards and a touchdown, and six catches for 36 yards.
- Jones had 12 carries for 72 yards and a touchdown.
- Young had two catches for 16 yards.
- Gregory had six tackles.
- Miles had three tackles, 1.0 sack and 1.0 tackle for loss.
- Makowski was perfect on two field goal snaps, four extra point snaps and six punt snaps.
- Bailey had three tackles and a pass breakup.
- Roberts had two tackles.
- Patterson and Barron both saw action on the offensive line.
- Herdman had one catch for 11 yards.
- Hilger had one tackle on special teams.
- Mahoungou had four catches for 59 yards.
- Henley had one tackle.
- Newton had one tackle, including 0.5 for loss, and a fumble recovery.

FACING THE NATION'S BEST RUSHERS

- Purdue seems to face one of the nation's top running backs week in and week out. Saturday's game will be no different.

- The Boilermakers faced last year's Nos. 1 and 2 backs in the country in Melvin Gordon (Wisconsin) and Tevin Coleman (Indiana), who averaged 184.8 and 169.7 yards per game, respectively. Against Purdue, Coleman was held nearly 40 yards below his season average.
- Purdue also faced Nebraska's Ameer Abdullah, who was top five in the NCAA prior to an injury. Abdullah finished 14th in the country with 123.9 rush yards per game, but against Purdue, he only gained one yard.
- Purdue also faced Minnesota's David Cobb, Western Michigan's Jarvi-on Franklin and Michigan State's Jeremy Langford, who ranked 13th, 17th and 20th in the country, respectively. Purdue held Langford 13 yards below his season average.
- Purdue also faced Northwestern's Justin Jackson, who finished the year 31st in the country in rush yards per game.
- Sunday, Purdue faced Marshall running back Devon Johnson, who ranked fifth in the country in rushing yards per game in 2014 with 135.9. The Boilermakers held him to 89 yards and forced, and recovered, a fumble on his longest run, 33 yards.
- Indiana State's LeMonte Booker currently ranks 11th in FCS after racking up 137 yards and three touchdowns on 11 carries last week against Butler.

IRON MEN

- **Robert Kugler** has started 32 straight games at center.
- **Anthony Brown** has started 23 straight games at cornerback.
- **Jason King** has started 18 straight games at left guard.
- **Ja'Whaun Bentley** started all 12 games at linebacker last season as a freshman. He started Sunday at Marshall.
- **Jake Replogle** has started 13 straight games at defensive tackle.
- **Frankie Williams** has started 28 games at cornerback and safety in his career, including 11 each in 2013 and 2014.
- **Austin Appleby** and **David Hedelin** have both started the last eight games at quarterback and left tackle, respectively.

NOT YOUR AVERAGE FRESHMAN

- Purdue freshman Jarrett Burgess turned 25 on August 25.
- Burgess played five seasons of minor

PURDUE PRONUNCIATIONS

ALPHABETICAL

11	David Blough.....	like Plough
8	Tim Cason	KAY-sin
15	Andy Chelf	CH-elf
90	Will Colmery.....	COL-mary
6	Evyn Cooper.....	Evan
36	Danny Ezechukwu.....	EASY-chew-COO
40	Tim Faison	FAY-sin
27	Evan Feichter.....	FIKE-ter
25	Tario Fuller	tar-EO
75	David Hedelin.....	HEAD-ah-LYNN
14	Ra'Zahn Howard	RAH-jawn
2	Da'Wan Hunte.....	Hunt
50	Keiwan Jones	KEE-wan
8	Markell Jones	mar-KELL
85	Jordan Jurasevich.....	jur-AS-sevich
57	Robert Kugler	COOG-ler
21	Anthony Mahoungou.....	Ma-HOON-goo
87	Shane Mikesky	my-KESS-ski
74	Martesse Patterson	mar-TEESE
54	Jake Replogle	rah-PLO-gull
13	Gelen Robinson.....	G-lynn
51	Bearooz Yacoobi.....	BEAR-rooz Yah-coo-BEE

NUMERICAL

2	Da'Wan Hunte.....	Hunt
6	Evyn Cooper.....	Evan
8	Markell Jones	mar-KELL
8	Tim Cason	KAY-sin
11	David Blough.....	like Plough
13	Gelen Robinson.....	G-lynn
14	Ra'Zahn Howard	RAH-jawn
15	Andy Chelf	CH-elf
21	Anthony Mahoungou.....	ma-HOON-goo
25	Tario Fuller	tar-EO
27	Evan Feichter.....	FIKE-ter
36	Danny Ezechukwu.....	EASY-chew-COO
40	Tim Faison	FAY-sin
50	Keiwan Jones	KEE-wan
51	Bearooz Yacoobi.....	BEAR-rooz Yah-coo-BEE
54	Jake Replogle	rah-PLO-gull
57	Robert Kugler	COOG-ler
74	Martesse Patterson	mar-TEESE
75	David Hedelin.....	HEAD-ah-LYNN
85	Jordan Jurasevich.....	jur-AS-sevich
87	Shane Mikesky	my-KESS-ski
90	Will Colmery.....	COL-mary

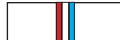
WHERE THEY'RE FROM

The 109 Purdue Players

Indiana	28
Florida	15
Illinois.....	9
Ohio.....	9
Texas.....	9
Georgia	8
California	5
Maryland.....	5
Michigan	4
Alabama	2
Kentucky	2
North Carolina.....	2
Virginia.....	2
Arkansas.....	1
France.....	1
Louisiana.....	1
Massachusetts.....	1
New Jersey.....	1
Pennsylvania	1
Sweden.....	1
Tennessee.....	1
Wyoming.....	1

Total: 20 states, 2 countries





league baseball after being selected in the sixth round of the 2008 Major League Baseball draft by the Seattle Mariners.

- Burgess played outfield and pitched, throwing 97 miles per hour off the mound, during his career in rookie and 'A' ball.
- Burgess came to Purdue during the summer after not playing organized football for more than 10 years, as he did not play in high school.
- Burgess comes from a football-heavy family, as his dad, Fernandez, was a wide receiver for the New York Jets and Miami Dolphins, and his uncle James Burgess, played two seasons as a linebacker for the San Diego Chargers. Jarrett's cousin, James Jr., is a senior linebacker at Louisville.
- Burgess is not the only football player in the country that began their professional career in another sport:

-Hayden Hurst, a 22-year old freshman tight end for South Carolina played baseball in the Pittsburgh Pirates organization prior to playing for the Gamecocks.

-Morgan James, a 25-year old freshman offensive lineman for Cincinnati, played minor league hockey prior to joining the Bearcats football team.

-Melvin Ray, a 26-year old senior wide receiver for Auburn, was a 33rd-round draft pick of the Los Angeles Dodgers in 2008.

-Tyler Stovall, a 26-year old sophomore wide receiver and holder for Auburn, was a second-round draft pick of the Atlanta Braves in the 2008 MLB draft. He also played in the Kansas City Royals system.

-Andy Phillips, a 26-year old junior kicker at Utah, spent five years after high school competing on the U.S. National Ski Team as an alpine racer.

-Wallace Gonzalez, a 22-year old redshirt freshman tight end at Utah, spent three seasons in the Houston Astros' organization after being selected in the 29th round of the 2011 MLB draft.

WATCHLISTS

- Purdue has three players on watch lists to start the season.
- **Paul Griggs**, a senior kicker, has been named to the Lou Groza Award Watch List a year after making 16 of 20 field goals, including 3-for-3 from 50+ yards.
- **Robert Kugler**, a junior center, has been named to the Rimington Award Watch List after starting the last 31 games.
- **Cameron Cermin**, a junior tackle,

has been named to the Earl Campbell Tyler Rose Award Watch List for the top offensive player from Texas who has overcome adversity, especially injury.

STARTERS FROM NEAR AND FAR

- Purdue's projected offensive starters are from seven different states and one foreign country, while no state is represented more than twice.
- The defensive starters are from six different states.
- The specialists, long snapper, kicker and punter, are from three different states.
- In all, Purdue's 25 starters are from 12 different states and one foreign country.

FIRST TIME STARTERS

- Purdue had five first time starters at Marshall:
 - Domonique Young (Jr., WR)
 - Ben Makowski (Fr., LS)
 - D.J. Knox (So., RB)
 - Antoine Miles (So., RE)
 - Robert Gregory (Jr., FS)
- Last season, the Boilermakers had six first time starters for the season opener, with two on offense and four on defense.
- In 2013, the first year of the Darrell Hazell head coaching era, Boilermakers had five first time starters.
- Jordan Jurasevich (Sr., TE) is listed as the starting tight end, but did not start last Sunday because of the opening formation.

"211 SESSION"

- The football team brings back the 211 Session for the third straight year.
- The 211 session is a major pep rally hosted inside Mackey Arena before all home games.
- The event begins two hours and 11 minutes prior to kickoff and features the "All-American" Marching Band, head coach Darrell Hazell, the team, cheerleaders and Purdue Pete.
- The event is designed for fans to have a personal connection with the team and create tremendous excitement heading into the game.
- The session is named such because at 211° water is hot, but at 212° water boils and produces steam, which can power an engine. The excitement from the event will help the atmosphere "rise one degree" and make Ross-Ade Stadium, nicknamed "The Furnace," a difficult place for opponents to play.

FIFTEEN-YEAR SALUTE

- No. 14 Purdue improved to 2-0 with a workmanlike 45-10 win over Kent State on Sept. 9 at Ross-Ade Stadium.
- Drew Brees broke school records for career completions and total offense, while Travis Dorsch broke the career field goals mark.
- After the Golden Flashes took a 3-0 lead, the Boilermakers scored 24 unanswered points en route to racking up 605 yards of total offense.

BOILERMAKER DEPOT

- Purdue fans have a one-spot stop for all information regarding activities on campus during game week.
- Fans can access "Boilermaker Depot" by visiting BoilermakerDepot.com.


ANTHROPOLOGY

- Purdue football's version of Anthropology focuses on senior wide receiver Danny Anthrop.
- Anthrop led Purdue in receiving seven straight games last season, including the Nebraska game, where he incurred a season-ending injury.
- Anthrop had two 100-yard receiving games, and a third with 99 reception yards: Southern Illinois (106), Michigan State (133) and Illinois (99).
- Anthrop also finished the 2013 season on a high with 151 receiving yards and a touchdown on five catches.
- Anthrop seemed to be the piece that kept Purdue's offense going, as in the eight games he was fully healthy, the Boilermakers averaged 28.3 points per game. In the other four, including at Nebraska where he was injured, Purdue averaged just 15.0 points per game.
- Anthrop needs just 28 receiving yards to eclipse 1,000 for his career.
- For his career, Anthrop, from West Lafayette, Ind., has 61 catches for 972 yards and seven touchdowns.

QUARTERBACKS ON THE FIELD


- The Boilermakers played three different players that were recruiting to Purdue as quarterbacks in 2012.
- **Robert Gregory**, listed as the starting free safety on the depth chart, came to Purdue in 2012 as a dual-threat quarterback. That fall, he volunteered to switch positions to running back. Gregory was a reserve running back in 2013, before switching to safety in spring before the 2014 season. Gregory won the





Hammer Award, given to the player who is the most outstanding hitter during spring practice, in 2014 and 2015. He made his first career start at safety at Marshall and had six tackles.

- **Bilal Marshall** came to Purdue in the same recruiting class as Gregory. He switched to wide receiver after one season as a reserve quarterback. Marshall has shown promise through fall and spring practices, including being named the offense's Most Improved Player during this year's spring ball. He played, though did not record any stats at Marshall.
- **Austin Appleby** was also a member of the 2012 quarterback recruiting class. He stuck with the position and made his eighth straight start for Purdue.



2015 Stats

Schedule/Game Results

Date	Opponent	Score	Overall	Conference	Time	Attend
Sept. 6	at Marshall	31-41	0-1	0-0	3:41	38,791
Sept. 12	Indiana State					
Sept. 19	Virginia Tech					
Sept. 26	Bowling Green					
Oct. 3	at Michigan State					
Oct. 10	Minnesota					
Oct. 17	at Wisconsin					
Oct. 31	Nebraska					
Nov. 7	Illinois					
Nov. 14	at Northwestern					
Nov. 21	at Iowa					
Nov. 28	Indiana					

* indicates conference game

Team Statistics

TEAM STATISTICS	PUR	OPP
Points Per Game	31.0	41.0
Points Off Turnovers	10	14
FIRST DOWNS	28	20
Rushing	10	5
Passing	14	11
Penalty	4	4
RUSHING YARDAGE	184	163
Yards gained rushing	207	190
Yards lost rushing	23	27
Rushing Attempts	47	29
Average Per Rush	3.9	5.6
Average Per Game	184.0	163.0
TDs Rushing	3	1
PASSING YARDAGE	270	234
Comp-Att-Int	31-48-4	23-36-1
Average Per Pass	5.6	6.5
Average Per Catch	8.7	10.2
Average Per Game	270.0	234.0
TDs Passing	1	2
TOTAL OFFENSE	454	397
Total Plays	95	65
Average Per Play	4.8	6.1
Average Per Game	454.0	397.0
KICK RETURNS: #-Yards	2-41	3-69
PUNT RETURNS: #-Yards	1-9	3-33
INT RETURNS: #-Yards	1-0	4-117
KICK RETURN AVERAGE	20.5	23.0
PUNT RETURN AVERAGE	9.0	11.0
INT RETURN AVERAGE	0.0	29.2
FUMBLES-LOST	3-0	2-2
PENALTIES-Yards	4-53	6-57
Average Per Game	53.0	57.0
PUNTS-Yards	6-256	5-218
Average Per Punt	42.7	43.6
Net punt average	33.8	37.8
KICKOFFS-Yards	6-362	8-509
Average Per Kick	60.3	63.6
Net kick average	40.5	39.8
TIME OF POSSESSION/Game	34:47	25:13
3RD-DOWN Conversions	10/22	4/11
3rd-Down Pct	45%	36%
4TH-DOWN Conversions	2/2	0/0
4th-Down Pct	100%	0%
SACKS BY-Yards	2-14	2-12
MISC YARDS	0	0
TOUCHDOWNS SCORED	4	5
FIELD GOALS-ATTEMPTS	1-2	2-2
ON-SIDE KICKS	0-0	0-0
RED-ZONE SCORES	(4-4) 100%	(4-5) 80%
RED-ZONE TOUCHDOWNS	(3-4) 75%	(3-5) 60%
PAT-ATTEMPTS	(4-4) 100%	(5-5) 100%
ATTENDANCE	0	38791
Games/Avg Per Game	0/0	1/38791
Neutral Site Games		0/0

Score by Quarters

	1st	2nd	3rd	4th	Total
Purdue	14	7	7	3	31
Opponents	17	0	10	14	41

Individual Statistics

RUSHING	GP	Att	Gain	Loss	Net	Avg	TD	Lng	AvgG
Knox, D.J.	1	22	102	0	102	4.6	1	22	102.0
Jones, Markell	1	12	72	0	72	6.0	1	36	72.0
Appleby, Austin	1	12	33	21	12	1.0	1	5	12.0
Anthrop, Danny	1	1	0	2	-2	-2.0	0	0	-2.0
Total.....	1	47	207	23	184	3.9	3	36	184.0
Opponents.....	1	29	190	27	163	5.6	1	38	163.0

PASSING	G	Effic	Cmp-Att-Int	Pct	Yds	TD	Lng	AvgG
Appleby, Austin	1	102.04	31-48-4	64.6	270	1	50	270.0
Total.....	1	102.04	31-48-4	64.6	270	1	50	270.0
Opponents.....	1	131.27	23-36-1	63.9	234	2	27	234.0

RECEIVING	G	No.	Yds	Avg	TD	Long	Avg/G
Knox, D.J.	1	6	36	6.0	0	12	36.0
Yancey, De.	1	5	78	15.6	0	50	78.0
Anthrop, Danny	1	5	18	3.6	1	9	18.0
Mahoungou	1	4	59	14.8	0	24	59.0
Hart, Trae	1	4	19	4.8	0	10	19.0
Posey, Cameron	1	3	26	8.7	0	13	26.0
Young	1	2	16	8.0	0	9	16.0
Herdman, Cole	1	1	11	11.0	0	11	11.0
Phillips	1	1	7	7.0	0	7	7.0
Total.....	1	31	270	8.7	1	50	270.0
Opponents.....	1	23	234	10.2	2	27	234.0

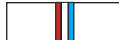
PUNT RETURNS	No.	Yds	Avg	TD	Long
Hart, Trae	1	9	9.0	0	9
Total.....	1	9	9.0	0	9
Opponents.....	3	33	11.0	0	28

KICK RETURNS	No.	Yds	Avg	TD	Long
Anthrop, Danny	2	41	20.5	0	25
Total.....	2	41	20.5	0	25
Opponents.....	3	69	23.0	0	29

INTERCEPTIONS	No.	Yds	Avg	TD	Long
Clark, Leroy	1	0	0.0	0	0
Total.....	1	0	0.0	0	0
Opponents.....	4	117	29.2	2	55

FUMBLE RETURNS	No.	Yds	Avg	TD	Long
Total.....	0	0	0.0	0	0
Opponents.....	0	0	0.0	0	0





2015 Stats

Individual Statistics

SCORING	TD	FGs	PATs				DXP	Saf	Points
			Kick	Rush	Rcv	Pass			
Griggs, Paul	0	1-2	4-4	0-0	0	0-0	0	0	7
Anthrop, Danny	1	0-0	0-0	0-0	0	0-0	0	0	6
Appleby, Austin	1	0-0	0-0	0-0	0	0-0	0	0	6
Jones, Markell	1	0-0	0-0	0-0	0	0-0	0	0	6
Knox, D.J.	1	0-0	0-0	0-0	0	0-0	0	0	6
Total.....	4	1-2	4-4	0-0	0	0-0	0	0	31
Opponents.....	5	2-2	5-5	0-0	0	0-0	0	0	41

TOTAL OFFENSE	G	Plays	Rush	Pass	Total	Avg/G
Appleby, Austin	1	60	12	270	282	282.0
Knox, D.J.	1	22	102	0	102	102.0
Jones, Markell	1	12	72	0	72	72.0
Anthrop, Danny	1	1	-2	0	-2	-2.0
Total.....	1	95	184	270	454	454.0
Opponents.....	1	65	163	234	397	397.0

FIELD GOALS	FGM-FGA	Pct	01-19	20-29	30-39	40-49	50-99	Lg	Blk
Griggs, Paul	1-2	50.0	0-0	1-1	0-0	0-1	0-0	22	0

Individual Statistics


FG SEQUENCE	Purdue	Opponents
Marshall	44,(22)	(42),(32)

Numbers in (parentheses) indicate field goal was made.

PUNTING	No.	Yds	Avg	Long	TB	FC	I20	Blkd
Meadows, Thomas	6	256	42.7	50	1	2	1	1
Total.....	6	256	42.7	50	1	2	1	1
Opponents.....	5	218	43.6	60	1	1	1	2

KICKOFFS	No.	Yds	Avg	TB	OB	Retn	Net	YdLn
Griggs, Paul	6	362	60.3	2	1			
Total.....	6	362	60.3	2	1	69	40.5	24
Opponents.....	8	509	63.6	6	0	41	39.8	25

ALL PURPOSE	G	Rush	Rec	PR	KOR	IR	Tot	Avg/G
Knox, D.J.	1	102	36	0	0	0	138	138.0
Yancey, De.	1	0	78	0	0	0	78	78.0
Jones, Markell	1	72	0	0	0	0	72	72.0
Mahoungou	1	0	59	0	0	0	59	59.0
Anthrop, Danny	1	-2	18	0	41	0	57	57.0
Hart, Trae	1	0	19	9	0	0	28	28.0
Posey, Cameron	1	0	26	0	0	0	26	26.0
Young	1	0	16	0	0	0	16	16.0
Appleby, Austin	1	12	0	0	0	0	12	12.0
Herdman, Cole	1	0	11	0	0	0	11	11.0
Phillips	1	0	7	0	0	0	7	7.0
Total.....	1	184	270	9	41	0	504	504.0
Opponents.....	1	163	234	33	69	117	616	616.0

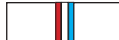


2015 Stats

Defensive Statistics

		-----Tackles-----				--Sacks--		----Pass Def----			---Fumbles---		Blkd	
	DEFENSIVE LEADERS	GP	Solo	Ast	Total	TFL/Yds	No-Yards	Int-Yds	BrUp	QBH	Rcv-Yds	FF	Kick	Saf
4D	Bentley	1	4	6	10	1.5-3
24	Williams	1	5	4	9	1	.	.
7D	Gregory, Robert	1	3	3	6
9D	Brown, Anthony	1	3	3	6	.	.	.	2
54	Replogle, Jake	1	2	3	5	2.0-5
29	Herman, Jimmy	1	1	3	4	0.5-1
11	Miles, Antoine	1	2	1	3	1.0-6	1.0-6
3D	Clark, Leroy	1	1	2	3	.	.	1-0	2
21	Mahoungou	1	1	2	3	.	.	.	1
97	Rouse, Michael	1	2	1	3	2.0-10	1.0-8	1	.	.
2D	Hunte, Da'Wan	1	.	3	3
95	Panfil, Evan	1	.	3	3
36	Ezechukwu	1	1	1	2
1D	Roberts	1	1	1	2
42	Garcia, Andy	1	.	2	2
85	Jurasevich	1	1	1	2
15	Hart, Trae	1	1	.	1
92	Watson, Ryan	1	.	1	1	0.5-1
82	Hilger, Alex	1	1	.	1
47	Henley, Shane	1	.	1	1
6D	Cooper, Evyn	1	.	1	1
51	Strauser, John	1	.	1	1
59	Newton	1	.	1	1	0.5-0	1-0	.	.	.
14	Howard, Ra'Zahn	1	1-0	.	.	.
	Total.....	1	29	44	73	8-26	2-14	1-0	5	.	2-0	2	.	.
	Opponents.....	1	35	80	115	6.0-18	2-12	4-117	5	.	.	2	.	.





2015 Depth Chart

Offense

WR	5	Domonique Young, Jr., 6-3, 205, Los Angeles, Calif.
	20	Gregory Phillips, So., 6-0, 191, Lithonia, Ga.
WR	7	DeAngelo Yancey, Jr., 6-2, 223, Atlanta, Ga.
	21	Anthony Mahoungou, So., 6-3, 207, Paris, France
LT	75	David Hedelin, Sr., 6-4, 298, Stockholm, Sweden
	77	Joey Warburg, Jr., 6-5, 285, Louisville, Ky.
LG	72	Jason King, Jr., 6-4, 305, Little Rock, Ark.
	55	Michael Mendez, Fr., 6-4, 282, Los Fresnos, Texas
C	57	Robert Kugler, 5th, 6-3, 294, Pittsburgh, Pa.
	53	Kirk Barron, R-Fr., 6-2, 305, Mishawaka, Ind.
RG	70	Jordan Roos, Jr., 6-4, 312, Celina, Texas
	74	Martesse Patterson, R-Fr., 6-3, 345, Columbus, Ohio
RT	66	Cameron Cermin, Jr., 6-5, 301, College Station, Texas
	50	Bearooz Yacoobi, R-Fr., 6-5, 297, Dearborn, Mich.
TE	85	Jordan Jurasevich, 5th, 6-3, 250, Crown Point, Ind.
	88	Cole Herdman, R-Fr., 6-4, 243, Leesburg, Va.
WR	33	Danny Anthrop, Sr., 6-0, 186, West Lafayette, Ind.
	18	Cameron Posey, Jr., 6-1, 183, Boca Raton, Fla.
QB	12	Austin Appleby, Jr., 6-5, 239, North Canton, Ohio
	11	David Blough, R-Fr., 6-1, 202, Carrollton, Texas
RB	1	D.J. Knox, So., 5-7, 197, Fairborn, Ga.
	8	Markell Jones, Fr., 5-11, 207, Columbus, Ind.

Defense

DT	54	Jake Replogle, Jr., 6-5, 275, Centerville, Ohio
	97	Michael Rouse III, 5th, 6-4, 301, Flossmore, Ill.
NG	92	Ryan Watson, 5th 6-2, 298, Ellicott City, Md.
	14	Ra'Zahn Howard, Jr., 6-3, 310, Asbury Park, N.J.
DE	95	Evan Panfil, Jr., 6-5, 262, New Lenox, Ill.
	59	Langston Newton, Jr., 6-3, 284, Indianapolis
RE	11	Antoine Miles, So., 6-3, 236, Canton, Ohio
	47	Shayne Henley, Jr., 6-3, 265, Simi Valley, Calif.
Will	36	Danny Ezechukwu, So., 6-2, 246, Lithonia, Ga.
	42	Andy James Garcia, Jr., 6-0, 228, Miami, Fla.
Mike	4	Ja'Whaun Bentley, So., 6-2, 260, Glenarden, Md.
	32	Evan Pulliam, Jr., 6-2, 225, Indianapolis, Ind.
Sam	29	Jimmy Herman, Jr., 6-4, 230, Carmel, Ind.
	21	Markus Bailey, Fr., 6-1, 230, Columbus, Ohio
LCB	9	Anthony Brown, Sr., 5-11, 190, Tampa, Fla.
	20	David Rose, Fr., 6-0, 175, Temple Hill, Md.
SS	3	Leroy Clark, Jr., 5-10, 190, Miami, Fla.
	8	Tim Cason, R-Fr., 5-11, 195, Clarkston, Mich.
FS	7	Robert Gregory, Jr., 6-1, 219, Chicago, Ill.
	1	Brandon Roberts, R-Fr., 5-11, 198, Naylor, Ga.
RCB	24	Frankie Williams, 5th, 5-9, 190, Tampa, Fla.
	2	Da'Wan Hunte, So., 5-9, 183, Miami, Fla.

Specialists

Punter	30	Thomas Meadows, Sr., 6-0, 182, Maidens, Va.
	31	Joe Schopper, Fr., 6-0, 180, Indianapolis, Ind.
Placekicker	37	Paul Griggs, Sr., 6-1, 196, Charlotte, N.C.
	30	Thomas Meadows, Sr., 6-0, 182, Maidens, Va.
Kickoffs or	37	Paul Griggs, Sr., 6-1, 196, Charlotte, N.C.
	30	Thomas Meadows, Sr., 6-0, 182, Maidens, Va.
Long Snapper	65	Ben Makowski, Fr., 6-2, 263, Osceola, Fla.
	94	Grant Ellington, 5th, 6-0, 234, LaGrange, Ill.
Holder	30	Thomas Meadows, Sr., 6-0, 182, Maidens, Va.
	12	Austin Appleby, Jr., 6-5, 239, North Canton, Ohio
Kickoff Returns and	1	D.J. Knox, So., 5-7, 197, Fairborn, Ga.
	9	Anthony Brown, Sr., 5-11, 190, Tampa, Fla.
Punt Returns	15	Trae Hart, So., 5-10, 168, Mesquite, Texas
	24	Frankie Williams, 5th, 5-9, 190, Tampa, Fla.



Purdue Game Highs

INDIVIDUAL

Rushes.....	22.....	D.J. Knox at Marshall
Yards Rushing.....	102.....	D.J. Knox at Marshall
TD Rushes.....	1.....	Multiple Times
Long Rush.....	36.....	Markell Jones at Marshall
Pass Attempts.....	48.....	Austin Appleby at Marshall
Pass Completions.....	31.....	Austin Appleby at Marshall
Yards Passing.....	270.....	Austin Appleby at Marshall
TD Passes.....	1.....	Austin Appleby at Marshall
Long Pass.....	50.....	Austin Appleby at Marshall
Receptions.....	6.....	D.J. Knox at Marshall
Yards Receiving.....	78.....	DeAngelo Yancey at Marshall
TD Receptions.....	1.....	Danny Anthrop at Marshall
Long Reception.....	50.....	DeAngelo Yancey at Marshall
Field Goals.....	1.....	Paul Griggs at Marshall
Long Field Goal.....	22.....	Paul Griggs at Marshall
Punts.....	6.....	Thomas Meadows at Marshall
Punting Avg.....	42.7.....	Thomas Meadows at Marshall
Long Punt.....	50.....	Thomas Meadows at Marshall
Long Punt Return.....	9.....	Trae Hart at Marshall
Long Kickoff Return.....	25.....	Danny Anthrop at Marshall
Tackles.....	10.....	Ja'Whaun Bentley at Marshall
Sacks.....	1.0.....	Twice
Tackles For Loss.....	2.0.....	Twice
Interceptions.....	1.....	Leroy Clark at Marshall

TEAM

Rushes.....	47.....	at Marshall
Yards Rushing.....	184.....	at Marshall
Yards Per Rush.....	3.9.....	at Marshall
TD Rushes.....	3.....	at Marshall
Pass Attempts.....	48.....	at Marshall
Pass Completions.....	31.....	at Marshall
Yards Passing.....	270.....	at Marshall
Yards Per Pass.....	5.6.....	at Marshall
TD Passes.....	1.....	at Marshall
Total Plays.....	95.....	at Marshall
Total Offense.....	454.....	at Marshall
Yards Per Play.....	4.8.....	at Marshall
Points.....	31.....	at Marshall
Sacks By.....	2.....	at Marshall
First Downs.....	28.....	at Marshall
Penalties.....	4.....	at Marshall
Penalty Yards.....	53.....	at Marshall
Turnovers.....	4.....	at Marshall
Interceptions By.....	1.....	at Marshall

Opponent Game Highs

INDIVIDUAL

Rushes	11.....	Devon Johnson, Marshall
Yards Rushing	89.....	Devon Johnson, Marshall
TD Rushes.....	1.....	Devon Johnson, Marshall
Long Rush.....	38.....	Michael Birdsong, Marshall
Pass Attempts	36.....	Michael Birdsong, Marshall
Pass Completions	23.....	Michael Birdsong, Marshall
Yards Passing	234.....	Michael Birdsong, Marshall
TD Passes.....	2.....	Michael Birdson, Marshall
Long Pass.....	27.....	Michael Birdsong, Marshall
Receptions	5.....	Davonte Allen, Marshall
Yards Receiving	59.....	Davonte Allen, Marshall
TD Receptions	1.....	Twice
Long Reception	27.....	Deon-Tay McManus, Marshall
Field Goals.....	2.....	Nick Smith, Marshall
Long Field Goal.....	42.....	Nick Smith, Marshall
Punts	5.....	Tyler Williams, Marshall
Punting Avg	43.6.....	Tyler Williams, Marshall
Long Punt	60.....	Tyler Williams, Marshall
Long Punt Return	28.....	Hyleck Foster, Marshall
Long Kickoff Return.....	29.....	Deandre Reaves, Marshall
Tackles.....	17.....	Tiquan Lang, Marshall
Sacks	1.0.....	Twice
Tackles For Loss.....	2.0.....	Gary Thompson, Marshall
Interceptions	2.....	Tiquan Lang, Marshall

TEAM

Rushes	29.....	Marshall
Yards Rushing	163.....	Marshall
Yards Per Rush	5.6.....	Marshall
TD Rushes.....	1.....	Marshall
Pass Attempts	36.....	Marshall
Pass Completions	23.....	Marshall
Yards Passing	234.....	Marshall
Yards Per Pass	6.5.....	Marshall
TD Passes.....	2.....	Marshall
Total Plays	65.....	Marshall
Total Offense.....	397.....	Marshall
Yards Per Play	6.1.....	Marshall
Points	41.....	Marshall
Sacks By.....	2.....	Marshall
First Downs.....	20.....	Marshall
Penalties	6.....	Marshall
Penalty Yards.....	57.....	Marshall
Turnovers	3.....	Marshall
Interceptions By	4.....	Marshall



Game-By-Game Starters

Offensive Starters

Opponent	WR	WR	LT	LG	C	RG	RT	WR/TE	QB	FB/TE/WR	RB
Marshall	Young	De. Tancey	Hedelin	King	Kugler	Roos	Cermin	Anthrop	Appleby	Posey (WR)	Knox
Indiana State											
Virginia Tech											
Bowling Green											
Michigan State											
Minnesota											
Wisconsin											
Nebraska											
Illinois											
Northwestern											
Iowa											
Indiana											

Defensive Starters

Opponent	DT	NG	DE	RE	WLB	MLB	SLB/NB	CB	SS	FS	CB
Marshall	Replogle	Watson	Panfil	Miles	Ezechukwu	Bentley	Herman	Brown	Clark	Gregory	Williams
Indiana State											
Virginia Tech											
Bowling Green											
Michigan State											
Minnesota											
Wisconsin											
Nebraska											
Illinois											
Northwestern											
Iowa											
Indiana											

Year-By-Year Career Starts

Player	OFFENSE					Player	DEFENSE				
	12	13	14	15	Total		12	13	14	15	Total
Robert Kugler	7	12	12	1	32*	Frankie Williams	5	11	11	1	27
Jordan Roos	—	6	12	1	19	Anthony Brown	0	10	12	1	22*
Jason King	—	5	12	1	18*	Ja'Whaun Bentley	—	—	12	1	12*
DeAngelo Yancey	—	5	8	1	14	Jake Replogle	—	0	12	1	12*
Danny Anthrop	0	2	8	1	11	Ra'Zahn Howard	—	0	10	0	10
J.J. Prince	—	1	9	0	10	Jimmy Herman	—	1	8	1	9
Cameron Cermin	—	0	8	1	9	Danny Ezechukwu	—	—	6	1	6*
Austin Appleby	—	0	7	1	8*	Ryan Watson	—	4	2	1	6
David Hedelin	—	—	7	1	8*	Leroy Clark	—	2	2	1	4
Cameron Posey	—	4	3	1	8	Michael Rouse III	0	3	0	0	3
Shane Mikesky	0	7	0	0	7	Da'Wan Hunte	—	—	1	0	1
Trae Hart	—	—	4	0	4	Austin Logan	—	0	1	0	1
Gregory Phillips	—	—	2	0	2	Evan Panfil	—	1	0	1	1
Keyante Green	—	—	1	0	1	Robert Gregory	—	0	0	1	1
Bilal Marshall	—	1	0	0	1	Antoine Miles	—	—	0	1	1
D.J. Knox	—	—	0	1	1						
Domonique Young	—	—	—	1	1						

* denotes consecutive starts.

* denotes consecutive starts.

2015 Purdue Touchdown Breakdown

Yards	No. of TD	Length of Drive	Time of Possession	TD Drives
1-9	3	0	0:01-0:59	0
10-19	0	0	1:00-1:30	0
20-29	0	0	1:31-1:59	0
30-39	1	0	2:00-2:59	1
40-49	0	0	3:00-3:59	1
50-59	0	0	4:00-4:59	2
60-69	0	0	5:00-5:59	0
70-79	0	4	6:00-6:59	0
80-89	0	0	7:00+	0
90+	0	0	OT	0
Totals	4	0	Totals	4

Longest TD: 36 yards, Markell Jones rush at Marshall
Shortest TD: 1 yard, Austin Appleby at Marshall
Avg. yds on TD Drives: 73.0

Shortest TD Drive Time: 2:22 at Marshall
Longest TD Drive Time: 4:59 at Marshall
Avg. TD Drive Time: 3:43

Plays on TD Drives	TDs	Non-Offensive Touchdowns
1 Play	0	
2 Plays	0	
3 Plays	0	
4 Plays	0	
5 Plays	0	
6 Plays	1	
7 Plays	0	
8 Plays	0	
9 Plays	1	
10 Plays	0	
11+ Plays	2	

Shortest Drive by Plays: 6 at Marshall
Longest Drive by Plays: 12 at Marshall
Avg. No. of Plays on TD Drives: 9.5

2015 Purdue Redzone Numbers

Opponent	No.	Pct.	TD	Rush/Pass	FG	Missed FG	Int.	Fumbles	Downs	Half
Marshall	4-4	100%	3	2/1	1	0	0	0	0	0
Indiana State										
Virginia Tech										
Bowling Green										
Michigan State										
Minnesota										
Wisconsin										
Nebraska										
Illinois										
Northwestern										
Iowa										
Indiana										
Season Totals	4-4	100%	3	2/1	1	0	0	0	0	0

2015 Opponent Redzone Numbers

Opponent	No.	Pct.	TD	Rush/Pass	FG	Missed FG	Int.	Fumbles	Downs	Half
Marshall	4-5	80%	3	1/2	1	0	0	1	0	0
Indiana State										
Virginia Tech										
Bowling Green										
Michigan State										
Minnesota										
Wisconsin										
Nebraska										
Illinois										
Northwestern										
Iowa										
Indiana										
Season Totals	4-5	80%	3	1/2	1	0	0	1	0	0



2015 Purdue Drive Charts

Opponent	Drives	TD	FG	Missed FG	Punts	Fumbles	Int	Downs	Half	Avg. Start
Marshall	16	4	1	1	6	0	4	0	0	Own 27
Indiana State										
Virginia Tech										
Bowling Green										
Michigan State										
Minnesota										
Wisconsin										
Nebraska										
Illinois										
Northwestern										
Iowa										
Indiana										
Season Totals	16	4	1	1	6	0	4	0	0	

Scoring on change of possession:

2015 Opponent Drive Charts

Opponent	Drives	TD	FG	Missed FG	Punts	Fumbles	Int	Downs	Half	Avg. Start
Marshall	14	3	1	0	5	2	1	0	2	Own 30
Indiana State										
Virginia Tech										
Bowling Green										
Michigan State										
Minnesota										
Wisconsin										
Nebraska										
Illinois										
Northwestern										
Iowa										
Indiana										
Season Totals	14	3	1	0	5	2	1	0	2	

Scoring on change of possession: Tiquan Lang 30-yd INT return (Marshall), Tiquan Lang 55-yd INT return (Marshall)

2015 Scoring Drives

Game	Obtained	Scoring Play	Plays	Yards	TOP	Score	Quarter	Time
Marshall	Kickoff	Knox 4-yd run	11	75	4:17	7-7	1st	
	Kickoff	Anthrop 9-yd pass	6	75	2:22	14-17	1st	
	Fumble	Appleby 1-yd run	12	72	4:49	21-17	2nd	
	Kickoff	Jones 36-yd run	9	70	3:14	28-24	3rd	
	Fumble	Griggs 22-yd Field Goal	15	70	5:05	31-27	4th	
Indiana State								
Virginia Tech								
Bowling Green								
Michigan State								
Minnesota								
Wisconsin								
Nebraska								
Illinois								
Northwestern								
Iowa								
Indiana								

Moving The Chains

Third Down Conversions

Purdue	3&1	3&2	3&3	3&4	3&5	3&6	3&7	3&8	3&9	3&10	3&11+	Totals
Conv-Att	3-3	2-4	0-2	2-3	2-5	1-1	0-1	0-1	0-0	0-1	0-1	10-22
Pct.	100%	50%	0%	67%	40%	100%	0%	0%	0%	0%	0%	46%

Purdue's Longest Third Down Conversion: 6 yards at Marshall

Opponents	3&1	3&2	3&3	3&4	3&5	3&6	3&7	3&8	3&9	3&10	3&11+	Totals
Conv-Att	1-1	0-1	0-0	0-0	2-2	0-1	1-1	0-2	0-1	0-0	0-2	4-11
Pct.	100%	0%	0%	0%	100%	0%	100%	0%	0%	0%	0%	36%

Opponent's Longest Third Down Conversion: 7 yards at Marshall

Fourth Down Conversions

Purdue	4&1	4&2	4&3	4&4	4&5	4&6	4&7	4&8	4&9	4&10	4&11+	Totals
Conv-Att	1-1	0-0	1-1	0-0	0-0	0-0	0-0	0-0	0-0	0-0	0-0	2-2
Pct.	100%	0%	100%	0%	0%	0%	0%	0%	0%	0%	0%	100%

Purdue's Longest Fourth Down Conversion: 3 yards at Marshall

Opponents	4&1	4&2	4&3	4&4	4&5	4&6	4&7	4&8	4&9	4&10	4&11+	Totals
Conv-Att	0-0	0-0	0-0	0-0	0-0	0-0	0-0	0-0	0-0	0-0	0-0	0-0
Pct.	0%	0%	0%	0%	0%	0%	0%	0%	0%	0%	0%	0%

Opponent's Longest Fourth Down Conversion: —

2015 First Downs

Rushing

D.J. Knox.....	5
Markell Jones.....	3
Austin Appleby.....	2
Total.....	10

Receiving

DeAngelo Yancey.....	5
Anthony Mahoungou.....	3
D.J. Knox.....	2
Danny Anthrop.....	1
Trae Hart.....	1
Cameron Posey.....	1
Domonique Young.....	1
Total.....	14

Total First Downs

D.J. Knox.....	7
DeAngelo Yancey.....	5
Markell Jones.....	3
Anthony Mahoungou.....	3
Austin Appleby.....	2
Danny Anthrop.....	1
Trae Hart.....	1
Cameron Posey.....	1
Domonique Young.....	1
Penalty.....	4
Total.....	28

Turnover Table (-1)

Takeaways	----- Takeaways -----			----- Result -----		
Opponent	Fum.	Int.	Total	TD	FG	Pts.
Marshall	2	1	3	1	1	10
Indiana State						
Virginia Tech						
Bowling Green						
Michigan State						
Minnesota						
Wisconsin						
Nebraska						
Illinois						
Northwestern						
Iowa						
Indiana						
Totals	2	1	3	1	1	10

Giveaways	----- Giveaways -----			----- Result -----		
Opponent	Fum.	Int.	Total	TD	FG	Pts.
Marshall	0	4	4	2	0	14
Indiana State						
Virginia Tech						
Bowling Green						
Michigan State						
Minnesota						
Wisconsin						
Nebraska						
Illinois						
Northwestern						
Iowa						
Indiana						
Totals	0	4	4	2	0	14

First-And-Goal

	Purdue	Opponent
Possessions.....	2	2
Total Scores.....	2	2
Touchdowns.....	1	2
Rushing.....	1	1
Passing.....	0	1
Field Goals.....	1	0
Missed Field Goals.....	0	0
Interception.....	0	0
Fumbles.....	0	0
Downs.....	0	0
Clock.....	0	0
Scoring Pct.....	100%	100%
Touchdown Pct.....	50%	100%



2015 Long Plays (20+ Yards)

Rushing (2)

Markell Jones
D.J. Knox

36*
22

at Marshall
at Marshall

Passing (2)

Austin Appleby to DeAngelo Yancey
Austin Appleby to Anthony Mahougou

50
24

at Marshall
at Marshall

Returns (1)

Danny Anthrop

25

at Marshall

* Denotes scoring play

The Last Time Purdue ...

Had 300 or more yards
Had 400 or more yards
Had 50 or more attempts
Had four or more TDs
Had two players with 100 yards in a game

RUSHING

at Illinois, Oct. 4, 2014 (349)
at Northwestern, Oct. 26, 2002 (407)
vs. Western Michigan, Dec. 27, 2011 (56)
at Illinois, Oct. 4, 2014 (4)
vs. Indiana, Nov. 23, 2002
(Brandon Jones, 131 and Joey Harris, 102)

Had 400 or more yards
Had 500 or more yards
Had 45 or more attempts
Had 30 or more completions
Had four or more TDs
Threw three interceptions
Threw four or more interceptions

PASSING

at Indiana, Nov. 30, 2013 (485)
vs. Central Michigan, Dec. 26, 2007 (546)
at Marshall, Sept. 6, 2015 (45)
at Marshall, Sept. 6, 2015 (31)
at Indiana, Nov. 30, 2013 (4)
at Marshall, Sept. 6, 2015 (4)
at Marshall, Sept. 6, 2015 (4)

Had two players with 100 yards in a game
Had three or more players with 100 yards in a game

RECEIVING

at Indiana, Nov. 30, 2013
(Danny Anthrop, 151 and DeAngelo Yancey, 125)
vs. Central Michigan, Dec. 26, 2007
(Dustin Keller, 150; Greg Orton, 136 and Jake Standeford, 112)

Had a 200-yard passer and 100-yard rusher in a game
Had a 100-yard receiver and a 100-yard rusher in a game

COMBINATION OFFENSE

at Marshall, Sept. 6, 2015
(Austin Appleby, 270 passing and D.J. Knox, 102 rushing)
vs. Toledo, Sept. 5, 2009
(Keith Smith, 117 receiving and Ralph Bolden, 234 rushing)

Had 500 or more yards of total offense
Had 600 or more yards of total offense
Had 75 or more total plays of offense
Had 85 or more total plays of offense

TOTAL OFFENSE

at Illinois, Oct. 4, 2014 (551)
vs. Southeast Missouri, Sept. 17, 2011 (627)
at Marshall, Sept. 6, 2015 (95)
at Marshall, Sept. 6, 2015 (95)

Scored 40 or more points
Scored 50 or more points
Scored 60 or more points
Allowed 30 or more points
Allowed 40 or more points
Allowed 50 or more points
Was held scoreless
Held opponent scoreless

SCORING

vs. Western Michigan, Aug. 30, 2014 (43)
at Indiana, Nov. 24, 2012 (56)
at Indiana, Nov. 22, 2008 (62)
at Marshall, Sept. 6, 2015 (41)
at Marshall, Sept. 6, 2015 (41)
at Indiana, Nov. 30, 2013 (56)
vs. Ohio State, Nov. 2, 2013 (56-0)
vs. Southeast Missouri, Sept. 17, 2011 (59-0)

Did not commit a turnover
Committed five or more turnovers
Recorded five or more takeaways
Intercepted four or more passes
Returned an interception for a TD
Returned a fumble for a TD

GIVEAWAYS / TAKEAWAYS

at Illinois, Oct. 4, 2014
vs. Northern Illinois, Sept. 28, 2013 (5)
vs. Western Michigan, Dec. 27, 2011 (7)
vs. Western Michigan, Dec. 27, 2011 (4)
vs. Iowa, Sept. 27, 2013 (Frankie Williams 39 yards)
vs. Iowa, Nov. 19, 2011 (Brandon Taylor, 0 yards)

Held opponent to 50 or fewer rushing yards
Held opponent to 100 or fewer passing yards
Held opponent to 200 or fewer yards of total offense
Scored a safety
Recorded five or more sacks

DEFENSE

vs. Indiana State, Sept. 7, 2013 (39)
vs. Eastern Kentucky, Sept. 1, 2012 (85)
vs. Eastern Kentucky, Sept. 1, 2012 (190)
vs. Illinois, Nov. 23, 2013
vs. Indiana State, Sept. 7, 2013 (5)

Returned a punt for a touchdown
Returned a blocked punt for a touchdown
Returned a kickoff for a touchdown
Blocked a punt
Blocked a field goal
Blocked a PAT kick
Had a field goal blocked
Missed a kicking PAT
Scored a 2-point conversion
Did not punt
Had a punt blocked
Recovered an onside kick

SPECIAL TEAMS

vs. Northern Illinois, Sept. 19, 2009 (Aaron Valentin, 62 yards)
vs. Northern Colorado, Sept. 6, 2008 (Mike Conway, 11 yards)
at Penn State, Nov. 16, 2013 (Raheem Mostert, 100 yards)
vs. Indiana State, Sept. 7, 2013 (Frankie Williams)
at Illinois, Oct. 4, 2014 (Ryan Watson)
vs. Eastern Kentucky, Sept. 1, 2012 (Kawann Short)
at Ohio State, Oct. 20, 2012 (Paul Griggs)
vs. Western Michigan, Aug. 30, 2014 (Paul Griggs)
vs. Southern Illinois, Sept. 20, 2014 (Brandon Cottom rush)
vs. Indiana, Nov. 22, 2008
vs. Wisconsin, Oct. 13, 2012
vs. Northern Illinois, Sept. 28, 2013

Had 30 or more first downs
Had 35 minutes or more of possession time
Was involved in an overtime game

MISCELLANEOUS

vs. Eastern Kentucky, Sept. 1, 2012 (33)
vs. Marshall, Sept. 29, 2012 (35:07)
at Ohio State, Oct. 20, 2012 (L, 22-29) [4-8 all-time in overtime games]



The Last Time A Boilermaker ...

Rushed for 100 yards or more
 Rushed for 150 yards or more
 Rushed for 200 yards or more
 Rushed for 250 yards or more
 Quarterback rushed for 100 or more yards
 Rushed 20 or more times
 Rushed 30 or more times
 Rushed for three TDs
 Rushed for four or more TDs
 Had a run of 50 yards or more
 Had a run of 60 yards or more
 Had a run of 70 yards or more
 Had a run of 80 yards or more

RUSHING

D.J. Knox at Marshall, Sept. 6, 2015 (31)
 Akeem Hunt at Indiana, Nov. 29, 2014 (171)
 Ralph Bolden vs. Toledo, Sept. 5, 2009 (234)
 Mike Alstott at Indiana, Nov. 24, 1995 (265)
 Rob Henry at Northwestern, Oct. 9, 2010 (132)
 D.J. Knox at Marshall, Sept. 6, 2015 (22)
 Akeem Hunt at Illinois, Oct. 4, 2014 (30)
 Akeem Hunt vs. Michigan State, Oct. 11, 2014 (3)
 Kory Sheets vs. Miami [Ohio], Sept. 9, 2006 (4)
 Akeem Hunt at Indiana, Nov. 29, 2014 (82)
 Akeem Hunt at Indiana, Nov. 29, 2014 (82)
 Akeem Hunt at Indiana, Nov. 29, 2014 (82)
 Akeem Hunt at Indiana, Nov. 29, 2014 (82)

PASSING

Passed for 300 or more yards
 Passed for 400 or more yards
 Passed for 500 or more yards
 Attempted 40 or more passes
 Attempted 50 or more passes
 Completed 20 or more passes
 Completed 30 or more passes
 Threw four TDs
 Threw five or more TDs
 Completed a pass of 50 yards or more
 Completed a pass of 60 yards or more
 Completed a pass of 70 yards or more
 Completed a pass of 80 yards or more
 Threw three or more interceptions

Danny Etling at Indiana, Nov. 30, 2013 (485)
 Danny Etling at Indiana, Nov. 30, 2013 (485)
 Curtis Painter vs. Central Michigan, Dec. 26, 2007 (546)
 Austin Appleby at Marshall, Sept. 6, 2015 (48)
 Joey Elliott vs. Michigan State, Nov. 14, 2009 (55)
 Austin Appleby at Marshall, Sept. 6, 2015 (31)
 Austin Appleby at Marshall, Sept. 6, 2015 (31)
 Danny Etling at Indiana, Nov. 30, 2013 (4)
 Curtis Painter vs. Eastern Illinois, Sept. 8, 2007 (6)
 Austin Appleby at Marshall, Sept. 6, 2015 (50)
 Austin Appleby at Illinois, Oct. 4, 2014 (80)
 Austin Appleby at Illinois, Oct. 4, 2014 (80)
 Austin Appleby at Illinois, Oct. 4, 2014 (80)
 Austin Appleby at Marshall, Sept. 6, 2015 (4)

RECEIVING

Caught seven or more passes
 Caught 10 or more passes
 Caught 15 or more passes
 Had 100 or more yards receiving
 Had 150 or more yards receiving
 Had 200 or more yards receiving
 Caught two TDs
 Caught three or more TDs
 Caught a pass of 50 yards or more
 Caught a pass of 60 yards or more
 Caught a pass of 70 yards or more
 Caught a pass of 80 yards or more

Danny Anthrop vs. Michigan State, Oct. 11, 2014 (9)
 DeAngelo Yancey at Indiana, Nov. 30, 2013 (11)
 Keith Smith vs. Michigan State, Nov. 14, 2009 (15)
 Danny Anthrop vs. Michigan State, Oct. 11, 2014 (133)
 Danny Anthrop at Indiana, Nov. 30, 2013 (151)
 Selwyn Lymon at Notre Dame, Sept. 30, 2006 (238)
 Gary Bush vs. Marshall, Sept. 29, 2012 (3)
 Gary Bush vs. Marshall, Sept. 29, 2012 (3)
 DeAngelo Yancey at Marshall, Sept. 6, 2015 (31)
 Danny Anthrop at Illinois, Oct. 4, 2014 (80)
 Danny Anthrop at Illinois, Oct. 4, 2014 (80)
 Danny Anthrop at Illinois, Oct. 4, 2014 (80)

TOTAL OFFENSE

Had 400 or more yards total offense
 Had 500 or more yards total offense
 Had 100 yards both passing and rushing

Danny Etling at Indiana, Nov. 30, 2013 (487)
 Curtis Painter vs. Central Michigan, Dec. 26, 2007 (540)
 Brandon Kirsch at Michigan State, November 16, 2002
 (208 passing, 125 rushing)

ALL-PURPOSE

Had 150 or more all-purpose yards
 Had 200 or more all-purpose yards
 Had 250 or more all-purpose yards

Akeem Hunt at Indiana, Nov. 29, 2014 (176)
 Raheem Mostert at Minnesota, Oct. 18, 2014 (270)
 Raheem Mostert at Minnesota, Oct. 18, 2014 (270)

SCORING

Accounted for five or more touchdowns
 Accounted for six or more touchdowns

Curtis Painter vs. Indiana, Nov. 22, 2008 (5 passing)
 Curtis Painter vs. Eastern Illinois, Sept. 8, 2007 (6 passing)

DEFENSE

Intercepted two or more passes
 Intercepted three or more passes
 Intercepted four or more passes
 Recovered two or more fumbles
 Recorded 10 or more tackles
 Recorded 15 or more tackles
 Had two or more sacks

Ricardo Allen at Indiana, Nov. 30, 2013 (2)
 Mike Rose vs. Northwestern, Sept. 27, 1997 (3)
 Paul Beery at Wisconsin, Oct. 9, 1976 (4)
 Ryan Russell vs. Minnesota, Oct. 8, 2011 (2)
 Ja'Whaun Bentley at Marshall, Sept. 6, 2015 (10)
 Anthony Spencer at Notre Dame, Sept. 30, 2006 (15)
 Ryan Watson vs. Southern Illinois, Sept. 20, 2014 (2.0)

SPECIAL TEAMS

Scored 10 or more points kicking
 Kicked four field goals
 Kicked five or more field goals
 Kicked a field goal of 50 or more yards
 Had a punt 60 or more yards
 Had a punt 70 or more yards
 Punted 10 or more times
 Totaled 100 or more punt return yards
 Totaled 100 or more kickoff return yards

Paul Griggs vs. Western Michigan, Aug. 30, 2014 (13)
 Carson Wiggs at Indiana, Nov. 26, 2011 (4)
 Rick Anderson vs. Michigan State, Oct. 25, 1980 (5)
 Paul Griggs vs. Western Michigan, Aug. 30, 2014 (51)
 Cody Webster vs. Ohio State, Nov. 2, 2013 (73)
 Cody Webster vs. Ohio State, Nov. 2, 2013 (73)
 Jared Armstrong vs. Ohio State, Oct. 6, 2007 (12)
 Anthony Chambers vs. Penn State, Oct. 11, 2003 (149)
 Raheem Mostert at Minnesota, Oct. 18, 2014 (136)

The Last Time An Opponent ...

Had 300 or more yards
Had 50 or more attempts
Had four or more TDs
Had two or more players with 100 yards

RUSHING

Indiana, Nov. 30, 2013 (401)
Minnesota, Oct. 18, 2014 (52)
Penn State, Nov. 16, 2013 (5)
Indiana, Nov. 30, 2013 (Roberson 21-154, Houston 17-120 and Roberts 14-113)

PASSING

Had 300 or more yards
Had 400 or more yards
Had 50 or more attempts
Had 60 or more attempts
Had 30 or more completions
Threw three or more TDs

Illinois, Oct. 4, 2014 (450)
Illinois, Oct. 4, 2014 (450)
Illinois, Oct. 4, 2014 (53)
Marshall, Sept. 29, 2012 (68)
Illinois, Oct. 4, 2014 (36)
Michigan State, Oct. 11, 2014 (3)

RECEIVING

Had two or more players with 100 yards in a game

Toledo, Sept. 5, 2009
(Stephen Williams, 185, and Eric Page, 128)

TOTAL OFFENSE

Had 500 or more yards total offense
Had 600 or more yards total offense
Had 80 or more plays

Michigan State, Oct. 11, 2014 (532)
Indiana, Nov. 30, 2013 (692)
Michigan State, Oct. 4, 2014 (80)

SCORING

Scored 40 or more points
Scored 50 or more points

Marshall, Sept. 6, 2015 (41)
Indiana, Nov. 30, 2013 (56)

TAKEAWAYS

Returned an interception for a TD
Returned a fumble for a TD

Marshall, Sept. 6, 2015 (Tiquan Lang 30 and 50 yards)
Michigan State, Oct. 19, 2013 (Denicos Allen, 45 yards)

DEFENSE

Scored a safety
Held Purdue to 50 or fewer rushing yards
Held Purdue to 200 or fewer passing yards
Held Purdue to 300 or fewer yards total offense

Nebraska, Oct. 12, 2013
Indiana, Nov. 30, 2013 (31)
Minnesota, Oct. 18, 2014 (153)
Iowa, Sept. 27, 2014 (156)

SPECIAL TEAMS

Returned a punt for a TD
Returned a blocked punt for a TD
Returned a kickoff for a TD
Punted 10 or more times
Missed a kicking PAT
Scored a 2-point conversion

Michigan, Nov. 1, 2008 (Martavious Odoms, 73 yards)
Marshall, Sept. 29, 2012 (Derek Mitchell, 35 yards)
Northern Illinois, Sept. 28, 2013 (Tommylee Lewis, 99 yards)
Northwestern, Oct. 30, 2004 (11)
Minnesota, Oct. 18, 2014
Ohio State, Oct. 20, 2012

MISCELLANEOUS

Had 30 or more first downs
Had 35 minutes or more of possession time

Indiana, Nov. 30, 2013 (42)
Penn State, Nov. 16, 2013 (36:29)

COMBINED OFFENSE

Had 100-yard rusher and 100-yard receiver

Michigan State, Oct. 11, 2014 (Langford 104 rush, Lippett 138 rec.)

INDIVIDUALS

Had a 100-yard rusher
Had a 300-yard passer
Had a 100-yard receiver
Had 15 or more tackles

David Cobb (194), Minnesota, Oct. 18, 2014
Wes Lunt (332), Illinois, Oct. 4, 2014
Tony Liopett (138), Michigan State, Oct. 11, 2014
Tiquan Lang (17), Marshall, Sept. 6, 2015



2015 NUMERICAL ROSTER

No.	Name	Cl.	Pos.	Ht.	Wt.	Hometown (High School/Previous College)
1	* D.J. Knox	So.	RB	5-7	197	Fairburn, Ga. (Creekside)
1	Brandon Roberts	R-Fr.	S	5-11	198	Naylor, Ga. (Lowndes)
2	Jonathan Curry	Jr.	TE	6-2	250	Phenix City, Ala. (Central)
2	* Da'Wan Hunte	So.	CB	5-9	183	Miami, Fla. (Miami Central)
2	Elijah Sindelar	Fr.	QB	6-4	216	Princeton, Ky. (Caldwell County)
3	** Leroy Clark	Jr.	S	5-10	190	Miami, Fla. (Archbishop Carroll)
3	* Bilal Marshall	Jr.	WR	6-2	195	Miami, Fla. (Dade Christian)
4	* Ja'Whaun Bentley	So.	LB	6-2	260	Glenarden, Md. (DeMatha Catholic)
4	Keith Byars II	So.	RB	5-10	204	Boca Raton, Fla. (Milford Academy/Boca)
5	** Austin Logan	Jr.	S	6-0	200	Tallahassee, Fla. (Florida)
5	Domonique Young	Jr.	WR	6-3	205	Los Angeles, Calif. (Cerritos College)
6	Evyn Cooper	Fr.	CB	6-2	195	Buford, Ga. (Buford)
6	* Myles Norwood	So.	WR	6-0	170	Arlington, Texas (Grace Prep)
7	** Robert Gregory	Jr.	S	6-1	219	Chicago, Ill. (Simeon)
7	** DeAngelo Yancey	Jr.	WR	6-2	223	Atlanta, Ga. (Mays)
8	Tim Cason	R-Fr.	S	5-11	195	Clarkston, Mich. (Clarkston)
8	Markell Jones	Fr.	RB	5-11	207	Columbus, Ind. (Columbus East)
9	*** Anthony Brown	Sr.	CB	5-11	190	Tampa, Fla. (Hillsborough)
9	* Dan Monteroso	Jr.	WR	6-3	192	Saint Clairsville, Ohio (Saint Clairsville)
10	Matt Burke	So.	TE	6-6	240	West Palm Beach, Fla. (Cardinal Newman)
10	Mike Little	Fr.	CB	6-0	175	Newhall, Calif. (Notre Dame)
11	David Blough	R-Fr.	QB	6-1	202	Carrollton, Texas (Creekview)
11	Antoine Miles	So.	RE	6-3	236	Canton, Ohio (McKinely)
12	* Austin Appleby	Jr.	QB	6-5	239	North Canton, Ohio (North Canton Hoover)
13	* Gelen Robinson	So.	RE	6-1	250	Schererville, Ind. (Lake Central)
14	** Ra'Zahn Howard	Jr.	DT	6-3	310	Asbury Park, N.J. (Asbury Park)
15	Andy Chelf	Fr.	S	6-0	190	Southlake, Texas (Southlake Carroll)
15	* Trae Hart	So.	WR	5-10	168	Mesquite, Texas (First Baptist Academy)
16	* Garrett Hudson	So.	LB	6-2	240	Tallahassee, Fla. (North Florida Christian)
17	Fred Brown	Fr.	DT	6-1	260	Boutte, La. (Hahnville)
18	** Cameron Posey	Jr.	WR	6-1	183	Boca Raton, Fla. (American Heritage)
18	Eddy Wilson	Fr.	DT	6-4	265	Pontiac, Mich. (West Bloomfield)
19	Aaron Banks	Fr.	QB	6-4	196	Indianapolis, Ind. (Brebeuf)
19	* Dezwan Polk-Campbell	So.	LB	6-3	210	Columbus, Ohio (Whetstone)
20	* Gregory Phillips	So.	WR	6-0	191	Lithonia, Ga. (Arabia Mountain)
20	David Rose	Fr.	CB	6-0	175	Temple Hills, Md. (Potomac)
21	Markus Bailey	Fr.	LB	6-1	230	Columbus, Ohio (Hilliard Davidson)
21	Anthony Mahoungou	So.	WR	6-3	207	Paris, France (West Hills College)
22	Sawyer Dawson	Fr.	LB	6-1	215	Lakeland, Fla. (Plant City)
23	* Keyante Green	So.	RB	5-9	219	McDonough, Ga. (Eagle's Landing Christian)
24	*** Frankie Williams	5th	CB	5-9	190	Tampa, Fla. (Robinson)
25	Antonio Blackmon	R-Fr.	CB	6-0	181	Fort Wayne, Ind. (Bishop Dwenger)
25	Tario Fuller	Fr.	RB	6-0	186	Sugar Hills, Ga. (Lanier)
26	Stefan Certa	Sr.	CB	5-11	187	Crown Point, Ind. (Crown Point)
27	* Evan Feichter	Jr.	S	6-0	191	Fort Wayne, Ind. (Bishop Dwenger)
28	* David Yancey	So.	RB	5-10	213	Schererville, Ind. (Lake Central)
29	** Jimmy Herman	Jr.	LB	6-4	230	Carmel, Ind. (Carmel)
30	*** Thomas Meadows	Sr.	K-P	6-0	182	Maidens, Va. (Goochland)
31	Joe Schopper	Fr.	K	6-0	180	Indianapolis, Ind. (Cathedral)
32	* Evan Pulliam	Jr.	LB	6-2	225	Indianapolis, Ind. (Cathedral)
33	*** Danny Anthrop	Sr.	WR	6-0	186	West Lafayette, Ind. (Central Catholic)
34	Austin Sullins	Fr.	CB	5-10	190	Casper, Wyo. (IMG Academy)
36	* Danny Ezechukwu	So.	LB	6-2	246	Lithonia, Ga. (Arabian Mountain)
36	Richie Worship	Fr.	RB	6-1	242	Cleveland, Ohio (Valley Forge)
37	*** Paul Griggs	Sr.	K	6-1	196	Charlotte, N.C. (Charlotte Latin)
38	Brian Bravo	Fr.	K	6-2	180	North Aurora, Ill. (Joliet Catholic)
40	Tim Faison	Fr.	LB	6-2	200	Tallahassee, Fla. (Amos P. Godby)
41	Jacob Thieneman	R-Fr.	S	6-0	205	Noblesville, Ind. (Guerin Catholic)
42	** Andy James Garcia	Jr.	LB	6-0	228	Miami, Fla. (Hialeah)
43	Myles Homan	Fr.	K	6-1	195	Cincinnati, Ohio (St. Xavier)
45	Lane Beeler	R-Fr.	RB	5-10	210	Westpoint, Ind. (McCutcheon)
46	Race Johnson	So.	CB	5-11	180	Carmel, Ind. (Carmel)

No.	Name	Cl.	Pos.	Ht.	Wt.	Hometown (High School/Previous College)
47	Micah Budzinski	So.	TE	6-6	215	Knox, Ind. (Culver Community)
47	Shayne Henley	Jr.	DE	6-3	265	Simi Valley, Calif. (Moorpark College)
48	John Vargyas	Fr.	LS	5-11	250	Wheaton, Ill. (Saint Francis)
49	Wes Cook	So.	S	5-10	189	Westminster, Md. (East Carolina)
49	Tyler Duncan	R-Fr.	K	5-11	190	Danville, Calif. (Monte Vista)
50	Keiwan Jones	R-Fr.	DT	6-2	278	Ocala, Fla. (Dunnellon)
50	Bearooz Yacoobi	R-Fr.	OL	6-5	297	Dearborn, Mich. (Dearborn)
51	* John Strauser	So.	DE	6-2	270	Champaign, Ill. (Saint Thomas More)
52	Johnny Daniels	So.	DT	6-3	287	Chicago, Ill. (Foreman)
53	Kirk Barron	R-Fr.	G-C	6-2	305	Mishawaka, Ind. (Marian)
54	** Jake Replogle	Jr.	DT	6-5	275	Centerville, Ohio (Centerville)
55	* Ryan DeBusk	Jr.	RE	6-1	251	Atascadero, Calif. (Atascadero)
55	Michael Mendez	Fr.	OL	6-4	282	Los Fresnos, Texas (Los Fresnos)
56	Wyatt Cook	Fr.	LB	6-2	240	Owings Mills, Md. (McDonogh School)
57	*** Robert Kugler	5th	C	6-3	294	Pittsburgh, Pa. (North Allegheny)
59	Langston Newton	Jr.	DT	6-3	284	Indianapolis, Ind. (Kentucky)
60	Eric Swingler	R-Fr.	OL	6-5	255	Munster, Ind. (Munster)
64	Dakota Jelinek	R-Fr.	OL	6-3	256	Flushing, Mich. (Hill-McCloy)
65	Ben Makowski	Fr.	LS	6-2	263	Osceola, Ind. (Penn)
66	* Cameron Cermin	Jr.	OL	6-5	301	College Station, Texas (A&M Consolidated)
68	Peyton Truitt	Fr.	OL	6-5	295	West Lafayette, Ind. (West Lafayette)
69	John Bednar	Jr.	LS	6-2	242	Valparaiso, Ind. (Valparaiso)
70	** Jordan Roos	Jr.	OG	6-4	312	Celina, Texas (Celina)
71	* Corey Clements	Sr.	OL	6-8	420	Birmingham, Ala. (Mesa C.C.)
72	** Jason King	Jr.	OG	6-4	305	Little Rock, Ark. (Pulaski Academy)
73	* J.J. Prince	Jr.	OT	6-6	297	Southlake, Texas (Carroll Senior)
74	Martesse Patterson	R-Fr.	OL	6-3	345	Columbus, Ohio (Marion-Franklin)
75	* David Hedelin	Sr.	OT	6-4	298	Stockholm, Sweden (City College of San Francisco)
77	* Joey Warburg	Jr.	OL	6-5	285	Louisville, Ky. (Trinity)
79	Matt McCann	Fr.	OL	6-6	315	Fishers, Ind. (Bishop Chatard)
80	Jarrett Burgess	Fr.	WR	6-2	195	Miami, Fla. (Florida Christian)
81	Keenan Schon	So.	WR	5-10	185	Fort Wayne, Ind. (Bishop Dwenger)
82	Alex Hilger	R-Fr.	WR	6-2	192	Natick, Mass. (Natick)
83	Malcolm Dotson	Fr.	WR	6-2	200	Indianapolis, Ind. (Cathedral)
84	Jess Trussell	Fr.	TE	6-6	230	Arlington, Texas (James Martin)
85	* Jordan Jurasevich	5th	TE	6-3	250	Crown Point, Ind. (Crown Point)
87	*** Shane Mikesky	5th	WR	6-4	218	Zionsville, Ind. (Zionsville)
88	Cole Herdman	R-Fr.	TE	6-4	243	Lessburg, Va. (Flint Hill)
89	Brycen Hopkins	Fr.	TE	6-5	235	Nashville, Tenn. (Ensworth)
90	Will Colmery	R-Fr.	DT	6-5	263	Western Spring, Ill. (Nazareth Academy)
91	Chazmyn Turner	Fr.	RE	6-5	250	Mooreville, N.C. (Mooreville)
92	*** Ryan Watson	Sr.	DT	6-2	298	Ellicott City, Md. (Our Lady of Good Counsel)
94	Grant Ellington	5th	LS	6-0	234	LaGrange, Ill (Drake University)
95	** Evan Panfil	Jr.	DE	6-5	262	New Lenox, Ill. (Lincoln Way Central)
96	Jake Herr	Fr.	P	6-5	220	Carmel, Ind. (Carmel)
97	*** Michael Rouse III	5th	DT	6-4	301	Flossmoor, Ill. (Homewood Flossmoor)
98	Will Schott	Jr.	DE	6-3	209	Greenwood, Ind. (Roncalli)
	* denotes letters earned.	Cl. denotes athletic eligibility.				

Head Coach: Darrell Hazell

Assistant Coaches: Greg Hudson (Defensive Coordinator), John Shoop (Offensive Coordinator/Quarterbacks), Jim Bridge (Offensive Line), Rubin Carter (Defensive Line), Marcus Freeman (Linebackers), Taver Johnson (Defensive Backs), Terry Malone (Tight Ends), Gerad Parker (Wide Receivers), Jafar Williams (Running Backs)

Offensive Graduate Assistant Coaches: John Nussman, Camden Wentz / **Defensive Graduate Assistants:** Zach Opsal, Mark Sheridan

Director of Football Operations: Andrew Warsaw

Director of Player Personnel: Mike Waugh