



PURDUE BOILERMAKERS

2015-16 BASKETBALL GAME NOTES

23 Big Ten Championships | 48 All-Americans | 10 Big Ten Coaches of the Year | 2 No. 1 NBA Draft Picks

SCHEDULE AND RESULTS

Nov.	P / O	Rank	Opponent	Time / Result
13	\$	23 / --	North Carolina A&T	W, 81-40
15	\$	23 / --	Vermont	W, 107-79
18		21 / --	Incarnate Word	W, 96-61
21	%	21 / --	vs. Old Dominion	W, 61-39
22	%	21 / RV	vs. Florida	W, 85-70
28		16 / --	Lehigh	W, 77-55

Dec.	Rank	Opponent	Time / Result
1	^	11 / RV	at Pittsburgh
5		11 / --	New Mexico
7		11 / --	IUPUI
9		11 / --	Howard
12		11 / --	Youngstown State
19	&	9 / 17	vs. Butler
22		14 / RV	Vanderbilt
29	*	14 / --	at Wisconsin

Jan.	Rank	Opponent	Time / Result
2	*	14 / RV	Iowa
7	*	20 / --	Michigan
10	*	20 / --	at Illinois
13	*	24 / --	Penn State
18	*	22 / --	at Rutgers
21	*	22 / --	Ohio State
24	*	22 / 9	at Iowa
27	*	21 / --	at Minnesota
30	*	21 / --	Nebraska

Feb.	Rank	Opponent	Time / Result
6	*	18 / 4	at Maryland
9	*	18 / 8	Michigan State
13	*	18 / --	at Michigan
16	*	17 / --	Northwestern
20	*	17 / 22	at Indiana
27	*	20 / 10	Maryland

Mar.	Rank	Opponent	Time / Result
1	*	15 / --	at Nebraska
6	*	15 / RV	Wisconsin
11	@	13 / --	vs. Illinois
12	@	13 / --	vs. Michigan
13	@	13 / 2	vs. Michigan State

• Home games played at Mackey Arena.

• All times Eastern and subject to change.

Denotes exhibition game.

\$ Denotes Hall of Fame Tipoff Classic (West Lafayette, Ind.)

% Denotes Hall of Fame Tipoff Classic (Uncasville, Conn.)

^ Denotes ACC / Big Ten Challenge (West Lafayette, Ind.).

& Denotes Crossroads Classic (Indianapolis, Ind.).

@ Denotes Big Ten Tournament (Chicago, Ill.)

* Denotes Big Ten Conference game.

PURDUE SOCIAL MEDIA

Twitter | Instagram: @BoilerBall | @ChrisForman12 (Twitter)

Hashtags: #BoilerUp | #BoilerNotes

SoundCloud: @PurdueSports (audio highlights)

Facebook: Facebook.com/PurdueMBB

ATHLETICS COMMUNICATIONS

SID Contact: Chris Forman

Office Phone: 765-494-3201

Cell Phone: 413-687-4590

Email: cforman@purdue.edu

Twitter: @ChrisForman12

GAME 34



@BoilerBall

Head Coach: Matt Painter (Purdue '94)

Record at Purdue: 238-132 (11th)

Overall Record: 263-137 (12th)

Record vs. Michigan State: 7-12



@MSU_Basketball

Head Coach: Tom Izzo (Northern Michigan '77)

Record at Michigan State: 523-204 (21st)

Overall Record: 523-204 (21st)

Record vs. Purdue: 23-14

The Scene Setter

► No. 13-ranked Purdue looks for its second Big Ten Tournament title in school history as it takes on No. 2-ranked Michigan State on Sunday at 3 p.m. ET on CBS. The contest will be televised by CBS with **Jim Nantz**, **Bill Raftery**, **Grant Hill** and **Tracy Wolfson** providing expert commentary. On the radio dial, legendary broadcasters **Larry Clisby** and **Rob Blackman** will do the same on the Purdue Radio Network with **Wes Scott** producing. The national radio broadcast will be handled by Compass Media Networks. Live stats will be available on StatBroadcast.com and as always, in-game updates will be provided on Twitter (@BoilerBall).

The Keynotes

► Purdue advances to its third Big Ten Tournament championship game in school history with its 76-59 win over Michigan ... Purdue finished runner-up in the 1998 tournament and won the 2009 title in Bankers Life Fieldhouse in Indianapolis.

► Purdue's 26 victories are the sixth most in a season in school history ... Purdue has had eight seasons of 26 or more wins in 118 years of basketball -- **Matt Painter** has had four of them in 11 seasons.

#BoilerNotes

► Purdue has won five games in a row, by an average of 17.4 points per game ... four of them have come by at least 11 points and 22 of the 26 wins have come by at least 10 points.

► Purdue has shot at least 50.0 percent from the field in six straight games, going a combined 180-of-319 (.564) from the field ... the Boilermakers are 50-of-109 (.459) from 3-point range in that span ... the Boilermakers also have 123 assists (20.5 APG) during that span, recording assists on 68.3 percent of their made field goals.

► Purdue outrebounded Michigan by a 41-26 margin, the 15th opponent it has outrebounded by double-digits ... during the Big Ten Tournament, Purdue has outrebounded its opponents by a combined 33 rebounds (+16.5) ... in the Feb. 13 meeting, Michigan outrebounded the Boilermakers 39-35, remaining the only team this season to outrebound Purdue.

► Purdue made 4-of-12 3-pointers to give the Boilermakers 256 trifectas this year, the second most in a season in school history (284 in 2011-12).

► **Matt Painter** coached his 400th career game in the win over Michigan ... he now owns a 263-137 career record in his 12th season as a head coach.

► Purdue's 44 points in the paint against Michigan equaled a season high for the Boilermakers ... Purdue also had 44 paint points against Rutgers on Jan. 18.

► Purdue has trailed for a combined one-minute and 10 seconds in 80 minutes of action at the Big Ten Tournament.

► Of Purdue's 165 points in the Big Ten Tournament, it has scored 78 of them in the paint. Purdue's "skyline" trio of **A.J. Hammons**, **Isaac Haas** and **Caleb Swanigan** have combined for 82 points and 44 rebounds while shooting 36-of-55 (.655) from the field.

► Purdue has outscored the opponents' bench in 31-of-33 games this season.

► Purdue is averaging 78.2 points per game, Purdue's highest average since 1994 (84.4 ppg).

► Purdue has gone on 94 runs this year of 7-0 or larger, compared to just 37 for opponents. Purdue has 31 runs of 10-0 or larger -- opponents have eight.

► Purdue finished the Big Ten season ranking third in the league in field goal percentage (.468) and 3-point percentage (.383). It was Purdue's highest rankings in the categories since 2010 (3rd) and 2008 (1st), respectively.

► Purdue freshmen and sophomores have combined to score 1,548 of Purdue's 2,581 points, accounting for 60.0 percent of Purdue's scoring this year.

► During the Big Ten Tournament, the two classes have combined for 106 of Purdue's 165 points, accounting for 64.2 percent of Purdue's scoring.

► Sunday's matchup will feature the top-two rebound margin teams in the country (Michigan State +11.7; Purdue +11.3). Purdue outrebounded the Spartans 42-39 in the first meeting on Feb. 9 in West Lafayette.

► The two teams are also in the top 15 nationally in assists per game (MSU - 1st; Purdue - 5th), scoring margin (MSU - 2nd; Purdue - 10th) and field goal percentage defense (MSU - 2nd; Purdue - 15th).

The Keys To Victory

• Since the start of last year, Purdue is 39-1 when attempting more free throws than its opponent (21-1 this year). The lone loss came on Feb. 20 against Indiana (loss, 77-73).

• Purdue is 23-0 this year when attempting at least 17 free throws.

• Purdue is 22-3 this year when outshooting its opponent from the field and 197-32 under Painter when outshooting its foes.

• When Purdue makes 10 or more 3-pointers this year, the Boilermakers are 9-0. Under Painter, the Boilermakers are 36-8 when having 10 or more 3-pointers.

• In games played on weekends, Purdue is just 10-7. In games played on weekdays, the Boilermakers are 16-0.

• Purdue is 18-2 when having a run of 10 points or longer (losses to Iowa, Maryland); Purdue is 8-5 when not having a 10-point run.

• Purdue is 22-1 when the senior class combines for at least 21 points; 4-6 when it scores 20 or fewer points.

GAMEDAY INFO

Date	Sunday, March 13, 2016
Tip Time	3:00 p.m. ET
Location	Indianapolis, Indiana
Arena	Bankers Life Fieldhouse (18,165)
Television	CBS
Talent	Jim Nantz, Bill Raftery, Grant Hill
Sideline	Tracy Wolfson
Radio	Purdue Radio Network
Talent	Larry Clisby, Rob Blackman
National Radio	Compass Media Networks
Live Stats	StatBroadcast.com

THE NUMBERS

Category	Purdue	MSU
Record	26-7	28-5
Big Ten Record	12-6	13-5
(AP / Coaches)	13 / 13	2 / 3
Streak	Win-5	Win-8
Scoring Offense	78.2	80.2
Scoring Defense	64.5	63.4
Scoring Margin	+13.7	+16.8
Field Goal Pct.	.474	.486
Field Goal Pct. Defense	.391	.377
3-Point Pct.	.372	.435
3-Point Pct. Defense	.311	.304
Free Throw Pct.	.740	.728
Rebound Margin	+11.3	+11.7
Assists Per Game	17.8	20.7
Turnovers Per Game	12.2	11.9
Assist:Turnover Ratio	1.47	1.74
Turnover Margin	-2.76	-2.18
Steals Per Game	4.3	4.5
Blocked Shots Per Game	4.7	5.2

PURDUE GAME NOTES | BIG TEN CHAMPIONSHIP | MARCH 13, 2016 VS. MICHIGAN STATE

PURDUE IN THE NATIONAL POLLS

	PRE.	N16	N23	N30	D7	D14	D21	D28	J4	J11	J18	J25	F1	F8	F15	F22	F29	M7	M14
AP	23	21	16	11	11	9	14	14	20	24	22	21	18	18	17	20	15	13	
USA Today	24	23	15	11	11	8	13	14	18	24	22	21	16	16	16	19	13	13	

PURDUE IN THE BIG TEN TOURNAMENT

Year	Date	Round	Opponent	Seeds	Site	Result
1998	March 6	QFinals	Indiana	3 / 6	Chicago, Ill.	W, 76-71
	March 7	SFinals	[17] Illinois	3 / 2	Chicago, Ill.	W, 68-47
	March 8	Finals	[18] Michigan	3 / 4	Chicago, Ill.	L, 67-76
1999	March 4	1st Rd.	Michigan	7 / 10	Chicago, Ill.	L, 73-79
2000	March 10	QFinals	Wisconsin	3 / 6	Chicago, Ill.	L, 66-78
2001	March 8	1st Rd.	Minnesota	8 / 9	Chicago, Ill.	W, 91-77
	March 9	QFinals	[8] Illinois	8 / 1	Chicago, Ill.	L, 66-83
2002	March 7	1st Rd.	Iowa	8 / 9	Indianapolis, Ind.	L, 72-87
2003	March 14	QFinals	Michigan State	4 / 5	Chicago, Ill.	L, 42-54
2004	March 11	1st Rd.	Minnesota	7 / 10	Indianapolis, Ind.	L, 52-63
2005	March 10	1st Rd.	Iowa	10 / 7	Chicago, Ill.	L, 52-71
2006	March 9	1st Rd.	Michigan State	11 / 6	Indianapolis, Ind.	L, 58-70
2007	March 9	QFinals	Iowa	5 / 4	Chicago, Ill.	W, 74-55
	March 10	SFinals	[1] Ohio State	5 / 1	Chicago, Ill.	L, 52-63
2008	March 14	QFinals	Illinois	2 / 10	Indianapolis, Ind.	L, 67-74
2009	March 13	QFinals	Penn State	3 / 6	Indianapolis, Ind.	W, 79-65
	March 14	SFinals	Illinois	3 / 2	Indianapolis, Ind.	W, 66-56
	March 15	Finals	Ohio State	3 / 5	Indianapolis, Ind.	W, 65-61
2010	March 12	QFinals	Northwestern	2 / 7	Indianapolis, Ind.	W, 69-61
	March 13	SFinals	Minnesota	2 / 6	Indianapolis, Ind.	L, 42-69
2011	March 11	QFinals	Michigan State	2 / 7	Indianapolis, Ind.	L, 56-74
2012	March 8	1st Rd.	Nebraska	6 / 11	Indianapolis, Ind.	W, 79-61
	March 9	QFinals	[7] Ohio State	6 / 3	Indianapolis, Ind.	L, 71-88
2013	March 14	1st Rd.	Nebraska	7 / 10	Chicago, Ill.	L, 55-57
2014	March 13	1st Rd.	[24] Ohio State	12 / 5	Indianapolis, Ind.	L, 61-63
2015	March 13	QFinals	Penn State	4 / 13	Chicago, Ill.	W, 63-58
	March 14	SFinals	[6] Wisconsin	4 / 1	Chicago, Ill.	L, 51-71
2016	March 11	QFinals	Illinois	4 / 12	Indianapolis, Ind.	W, 89-58
	March 12	SFinal	Michigan	4 / 8	Indianapolis, Ind.	W, 76-59

Purdue's Big Ten Tournament History

- Purdue is looking for its first tournament title since winning it at Bankers Life Fieldhouse in 2009.
- This will be Purdue's third Big Ten Championship game in school history. The Boilermakers appeared in the first Big Ten title game in 1999 and the 11th game in 2009.
- The Boilermakers reached back-to-back semifinals for the first time since the 2009 and 2010 seasons.
- Purdue is 8-10 as a higher seed in the Big Ten Tournament.
- As a top-four seed, Purdue is 8-7 in the Big Ten Tournament.

Purdue's Big Ten Tournament Quick Facts

Appearances	19th
Championships	1 (2009)
Finals Appearances (Record)	3 (1-1)
Overall Record	12-17 (.414)
First Round	2-7 (.222)
Second Round	0-0 (.000)
Quarterfinals	6-6 (.500)
Semifinals	3-3 (.500)
Finals	1-1 (.500)

vs. Opponents	1st	2nd	QF	SF	Fin.	Total
Illinois	--	--	1-2	2-0	--	3-2
Indiana	--	--	1-0	--	--	1-0
Iowa	0-2	--	1-0	--	--	1-2
Maryland	--	--	--	--	--	0-0
Michigan	0-1	--	--	1-0	0-1	1-2
Michigan State	0-1	--	0-2	--	--	0-3
Minnesota	1-1	--	--	0-1	--	1-2
Nebraska	1-1	--	--	--	--	1-1
Northwestern	--	--	1-0	--	--	1-0
Ohio State	0-1	--	0-1	0-1	1-0	1-3
Penn State	--	--	2-0	--	--	2-0
Rutgers	--	--	--	--	--	0-0
Wisconsin	--	--	0-1	0-1	--	0-2
Totals	2-7	0-0	6-6	3-3	1-1	12-17

Seed Number Record As Seed Record vs. Seed

No. 1 Seed	0-0	0-3
No. 2 Seed	1-3	2-0
No. 3 Seed	5-2	0-1
No. 4 Seed	3-2	1-1
No. 5 Seed	1-1	1-2
No. 6 Seed	1-1	2-3
No. 7 Seed	0-3	1-2
No. 8 Seed	1-2	1-0
No. 9 Seed	0-0	1-1
No. 10 Seed	0-1	0-4
No. 11 Seed	0-1	1-0
No. 12 Seed	0-1	1-0
No. 13 Seed	0-0	1-0
No. 14 Seed	0-0	0-0

Record By Site

Chicago, Ill.	5-9 (.357)
Indianapolis, Ind.	7-8 (.467)

The Double-Bye

- Purdue, Maryland and Michigan State are the three teams to have received a double-bye in both Big Ten Tournaments, since the new, 14-team format was introduced last year.

Top-3 Finishes

- Purdue has finished tied for third in the Big Ten standings in each of the last two seasons, just two years removed from finishing last during the 2014 season.
- Five teams have finished in the top three in each of the last two years (Purdue, Michigan State, Maryland, Iowa, Wisconsin).
- This year's regular-season champion, Indiana, placed tied for seventh a year ago.

Painter Leads Purdue to High Finish

- Matt Painter has led Purdue to six top-three finishes during his 11 years as the Boilermakers' head coach (2008, 2009, 2010, 2011, 2015, 2016).

Defense Lives Here

- With **A.J. Hammons** being selected as the Big Ten's Defensive Player of the Year on Monday, it continued an incredible run on the defensive end for the Boilermakers' program.
- Purdue representatives have now won exactly half (7) of the last 14 Big Ten Defensive Player of the Year accolades (since 2003) and nine of the 32 total awards handed out.
- For the second time in the last seven years, Purdue has had different players win Defensive Player of the Year in back-to-back seasons.

Purdue Defensive Player of the Year Award Winners

Year	Player	Position
1983-84	Ricky Hall	Guard
1995-96	Porter Roberts	Guard
2002-03	Kenneth Lowe	Guard
2003-04	Kenneth Lowe	Guard
2007-08	Chris Kramer	Guard
2009-10	Chris Kramer	Guard
2010-11	JaJuan Johnson	Forward
2014-15	Rapheal Davis	Guard
2015-16	A.J. Hammons	Center

Defensive Player of the Year Winners (by school)

Purdue	9
Ohio State	5
Illinois	4
Indiana	3
Michigan State	3
Iowa	2
Michigan	2
Minnesota	1
Northwestern	1
Penn State	1
Wisconsin	1

Two on the Team

- Purdue had multiple players (**A.J. Hammons**, **Rapheal Davis**) on the Big Ten's All-Defensive Team for the second straight year and for the fourth time in 10 years the team has been in existence.
- Purdue has won 24 percent (12-of-50) of the Big Ten's All-Defensive Team accolades all-time.

First-Team Honors

- Purdue center **A.J. Hammons** was named to first-team All-Big Ten on Monday, one year after earning second-team status in 2015.
- The senior center averaged 15.8 points, 7.6 rebounds, 2.3 blocks and 1.3 assists in just 25.6 minutes of action during Big Ten play. He shot 58.2 percent from the field.
- Hammons is Purdue's first, first-team All-Big Ten honoree since **Robbie Hummel** won the award in 2012. Painter has now coached nine first-team honorees in his 11 years at Purdue.
- Hammons becomes Purdue's 44th first-team honoree in school history, tied for the third most in Big Ten history.

All-Big Ten First-Team Selections

Indiana	59
Ohio State	52
Purdue	44
Michigan State	44
Illinois	40
Michigan	35
Minnesota	30
Iowa	26
Wisconsin	22
Northwestern	12
Penn State	7
Maryland	1
Nebraska	1

Purdue vs. Michigan State

- Purdue is 0-3 vs. Michigan State in the Big Ten Tournament, last meeting the Spartans in the 2011 quarterfinals.
- Purdue leads the series all-time against the Spartans 66-52. Purdue's win on Feb. 9 against MSU snapped a seven-game losing streak to the Spartans.
- Purdue hasn't swept Michigan State (at least two games) since the 1996-97 season.

■ Player Notes

#1 - Johnny Hill

- Over the last four games, is averaging 3.0 PPG and 4.5 APG; has 18 assists vs. 4 turnovers in 66 minutes.
- Scored a season-high 15 points with 6 rebounds and 3 assists in the win over Northwestern.
- Made his first 3-pointer since Feb. 7, 2015 (vs. Louisiana) in the win over Northwestern (Feb. 16).
- Shooting 82.1 percent from the free throw line for the season; 30-of-35 FTs (.857) over last 15 games.
- His 7 offensive rebounds against Rutgers were tied for the 8th most in a game in school history.
- Been on #SCtop10 twice this year; #7 vs. Michigan (dunk), #4 vs. IUPUI (blocked shot).
- Pursuing a graduate degree in Technology and Leadership Innovation.

#3 - P.J. Thompson

- Scored a career-high 22 points with 6 3-pointers in the win over Wisconsin; 4 asts, 2 rebs.
- Has eight turnovers in the last six games; had 11 turnovers in the first 27 games combined.
- In Big Ten play only, was fifth in the conference in 3-point percentage (22-of-47; .468).
- Second in the country in offensive rating, according to **Ken Pomeroy** (137.3).
- Would lead the country in assist-to-turnover ratio had he had enough assists (9 assists shy).
- Owns a 4.74 assist-to-turnover ratio (90:19); school record for a season is 3.12 (**Mack Gadis** in 1985-86).
- Owns a career 3.24 (123:38) assist-to-turnover ratio; the school record is 2.70.

#11 - Stephen Toyra

- Has already graduated from Purdue, earning his management degree in August.
- Owns his own real estate business called Family Realty Groups and became a licensed real estate agent at the age of 21.
- Made headlines after the Vanderbilt game when he proposed to his high school girlfriend, **Taylor Vauters**, on the sideline.

#12 - Vince Edwards

- **Honorable Mention All-Big Ten.**
- In double-figures the last six games (13.5 PPG, 4.3 RPG; 29-of-50 FGs, 14-of-21 3Ps).
- Huge game vs. Minnesota with season-high 24 points, eight rebounds and four assists (8-15 FGs, 4-7 3Ps).
- Leads the team in assists with 99; led the team in assists last year as a freshman (90).
- Second in the country in assists by a player 6-8 or taller (North Florida's **Chris Davenport** -- 107).
- In games with 5 or more assists, Purdue is 10-2 this year; 16-6 for his career.
- 1-of-2 FR or SOPHS nationally with 600 career points, 300 career rebounds and 175 career assists.
- Spent part of the summer trying out for the USA Under-19 National Team.
- Became just the sixth freshmen in NCAA Tournament history to reach 14 points, eight rebounds and seven assists in a game (**Derrick Rose, Carmelo Anthony, Jameer Nelson, Kenny Anderson, Gene Banks**).

#14 - Ryan Cline

- Called the best shooter Coach Painter has ever recruited, Cline moved into fourth place on the Purdue freshman 3-pointers made list (has 42).
- Ranks 5th on the Purdue freshman 3-point percentage list (.393).
- Is 21-of-46 (.457) from long distance in his last 14 games; 15-of-31 (.484) over the last 11 games.
- Has hit several big shots in the second half this year (4 3-ptrs. vs. Pittsburgh, Ohio State, MSU, NWestern).
- Owns a 4.00 (44:11) assist-to-turnover ratio, the highest ratio for a freshman in school history.
- Won the high school 3-point shooting championship during Final Four weekend last year.
- Is in the Basketball Hall of Fame after winning the Elks Free Throw National Championship as a 12-year old.

#20 - A.J. Hammons

- **All-American candidate; Abdul-Jabbar Award and Naismith Award finalist.**
- **2016 first-team All-Big Ten; Big Ten Defensive Player of the Year; USBWA first-team All-District.**
- **Named Big Ten Player of the Week on Dec. 7, Dec. 28 and Feb. 1.**
- Shooting 37-of-53 (.698) from the field in the last five games; 88 points in 120 minutes.
- Averaging 18.5 PPG, 9.5 RPG and 1.5 BPG in 24.0 MPG during Big Ten Tournament (16-of-23 FGs).
- 1-of-9 players since 1993-94 season nationally with 1,500 points, 900 rebounds and 335 blocked shots.
- Has scored in double-figures in 25 of last 27 games (Howard, Rutgers), including 12 straight.
- Ranks 18th (1,566) on the Purdue career points list, 3rd in rebounds (906) and 2nd in blocks (336).
- Became first player nationally since 2002 to have at least 32 points, 11 rebounds, 5 assists, 4 blocks in a game, when he reached those marks against Nebraska (14-of-17 FGs, 7 dunks).
- Has 24 career double-doubles, the most among Big Ten players; 22-of-24 vs. high-major opposition.
- Needs 14 blocked shots to be first Big Ten player EVER with 1,500-900-350.
- 1-of-2 players in school history with four seasons of 200 or more rebounds (**Joe Barry Carroll**).

#21 - Kendall Stephens

- Missed three games due to personal reasons following death of a close friend and HS teammate.
- Has played just 19 total minutes in the last 13 games (1-of-6 FGs).
- Made his first 3-pointer against Illinois (March 11) since Jan. 18; now has 175 career 3-pointers.
- Has 30 career games (out of 90 games) of three or more 3-pointers (24-6 record).
- Father, Everette, was one of the Three Amigos in the late 80s at Purdue and played in 38 games in the NBA (Indiana, Milwaukee) from 1988-91.

#23 - Jacquil Taylor

- After missing most of last year with injuries, Taylor received a medical hardship and is considered a freshman for the 2015-16 season.
- Two points with one rebound in nine minutes against Illinois.
- Recorded his first career double-double with 12 points and 10 rebounds in just 14 minutes vs. Rutgers.
- Gives the Boilermakers added depth in the frontcourt.
- Suffered a Lisfranc fracture in the summer of 2013 (junior year), which hampered his recruiting.
- Brother, Maurice, is a sophomore forward at Niagara.
- Aspires to be a filmmaker.

#24 - Grady Eifert

- A walk-on that gives a good effort every time on the floor.
- Brother of Cincinnati Bengals' tight end Tyler Eifert.
- Father, Greg, played basketball at Purdue from 1980-84, appearing in 115 games with 56 starts.
- Spent last season at Don Bosco Prep in Crown Point, Indiana.

#31 - Dakota Mathias

- Scored a career-high 17 points with four assists in the big win over No. 10 Maryland (7-of-10 FGs).
- Over the last five games, is averaging 8.2 PPG, 2.4 RPG and 3.6 APG (15-of-29 FGs, 9-of-20 3Ps).
- Shot 41.5 percent (22-of-53) from 3-point range in Big Ten play.
- Owns a 3.80 (76:20) assist-to-turnover ratio this year; 2.67 (123:46) for his career.
- Has never had a three-turnover game during his career (67 games).
- Has 24 assists against 4 turnovers in his last nine games; 14 assists vs. 2 turnovers in last four games.
- Can slide over and play the point guard position.
- Hit a pair of huge 3-pointers in the final 1:18 of the Big Ten-opening win over Wisconsin after Badgers had cut lead to three and four points.
- Received a "pep talk" from **A.J. Hammons** prior to the Maryland game to "pass less and shoot more".
- Was Tweeted at by **Reggie Miller** during Purdue's win over Maryland.

#35 - Rapheal Davis

- **2016 Big Ten All-Defensive Team; 2015 Big Ten Defensive Player of the Year.**
- **Named to Seth Davis' All-Glue Team for the second straight year; only player named both years.**
- **Jay Bilas** called him the best defensive player in the country.
- **Needs three points to become 8th player in school history with 1,000 pts, 500 rebs, 200 asts.**
- Missed four games earlier this year with a knee injury.
- Purdue is 13-0 in games he scores 10+ points; 13-7 when he doesn't.
- Connected on six 3-pointers in the win over Michigan State (Feb. 9), including five in the first half.
- In Purdue's seven losses, is averaging 3.4 PPG, 3.3 RPG and 1.9 APG while shooting 7-of-37 FGs (.189).
- Named to the NABC Good Works Team in early December and 1-of-30 candidates for Senior Class Award.
- Has a two-year old daughter, Kyndal.
- Brother, Richard, is a barber in Indianapolis who cuts both Purdue and Indiana players' hair.

#44 - Isaac Haas

- Has scored 109 points (9.9 PPG) in 147 minutes over the last 11 games (44-of-67 FGs; .657).
- Has scored 27 points (12-of-16 FGs) in just 27 minutes during the Big Ten Tournament.
- His 16 points against Illinois were his most since scoring 21 against New Mexico on Dec. 5.
- Leads the Big 10 in points / 40 minutes (27.6).
- Is 22-of-27 (.815) from the free throw line over the last 11 games; was 7-of-17 (.412) in previous four.
- Ranks fifth nationally in fouls drawn per 40 minutes (7.9).
- In games he scores 10+ points, Purdue is 14-3 this year (Maryland, Michigan, Indiana); 22-9 for his career.
- Opened the year by scoring in double figures in six straight games (15.0 PPG).
- Wears size-22 shoes and has donated shoes and clothing to children with gigantism.

#50 - Caleb Swanigan

- **2016 Big Ten All-Freshman Team member.**
- **3-time Big Ten Freshman of the Week (Nov. 16, Dec. 14, March 7); tied for most in Big Ten.**
- **Midseason finalist for the Wayman Tisdale Award (nation's top freshman).**
- Much better job relaxing and letting the game come to him lately and the production shows.
- Scored a career-high 27 points vs. Wisconsin on March 6 (6-of-7 FGs, 14-of-17 FTs).
- Averaging 13.2 PPG, 7.7 RPG and 2.0 APG over the last six games (28-of-46 FGs; .609).
- 8 double-doubles are the most by a Purdue freshman in school history.
- Among Purdue freshmen all-time, ranks 8th in points (331), first in rebounds (259) and tied for first in games started (32); already 14th on the Purdue single-season rebounds list (267).
- 1-of-4 freshmen nationally with 330 points, 260 rebounds and 60 assists (LSU's **Ben Simmons**, Memphis' **Dedric Lawson**, IPFW's **John Konchar**).
- 1-of-2 freshman in school history with 250 points, 200 rebounds and 50 assists (**Robbie Hummel**).
- 1-of-3 Purdue freshmen to have a 25-10 game (Butler); first in 35 years (**Russell Cross, Walter Jordan**).
- Purdue's first Indiana Mr. Basketball recruit since **Glenn "Big Dog" Robinson** in 1991.
- Purdue's first McDonald's All-American recruit since **Mike Robinson** in 1996.
- A fantastic student who graduated HS a year early; owned a 3.81 GPA during the fall semester.

PURDUE GAME NOTES | BIG TEN CHAMPIONSHIP | MARCH 13, 2016 VS. MICHIGAN STATE

■ Head Coach Matt Painter

► **Record at Purdue:** 238-132 (.643) / 11th year
 ► **Career Record:** 263-137 (.658) / 12th year
 ► **Big Ten Record:** 113-81 (.582)

• With a pair of Sweet 16 appearances, six NCAA Tournament berths, Big Ten regular-season and tournament titles and an international gold medal on his résumé, 11th-year head coach Matt Painter is widely regarded as one of the brightest minds in all of college basketball.

• Painter affirmed his long-term commitment to Purdue in March of 2011, agreeing to a new eight-year contract that will keep him in West Lafayette through at least the 2018-19 season.

• Painter has averaged over 21 wins per season during his tenure at the helm of the Purdue program, including at least 20 victories in six of those seasons.

• Painter's tenure has seen Purdue basketball restore its status among the upper echelon of college basketball programs. The last eight years have seen six 20-win seasons and NCAA Tournament berths, two Sweet 16 appearances, a regular-season Big Ten title and a Big Ten Tournament crown.

• The three winningest classes in program history are the classes of 2011, 2012 and 2010, respectively, and five of the 10 winningest individual players Purdue has ever seen have come from the Painter ranks. Success, however, didn't happen overnight.

• Painter officially became the 18th head men's basketball coach in Purdue history on April 1, 2005, and immediately set about laying the groundwork for a dramatic reversal in the program's fortunes.

• The Boilermakers were at their best during the 2009 postseason run, rattling off double-digit victories over Penn State and Illinois to reach the Big Ten Tournament final, where they dispatched Ohio State, 65-61, to earn the first conference tournament crown in program history.

• Painter has also resurrected Mackey Arena as one of the country's best home-court advantages, piling up a 154-32 (.828) record at home over the last 11 seasons, including a remarkable 82-7 (.921) record against non-conference opponents.

• Painter has been named Big Ten Coach of the Year three times in the last six seasons, earning the consensus award in 2008 and 2011, and winning the coaches' vote in 2010. He is one of only six men to win the award more at least three times since its inception in 1974.

• Painter has seen a total of 21 players earn a combined 40 Academic All-Big Ten honors during his tenure as head coach. Painter has also mentored an Academic All-American, as Moore earned second-team honors during the 2009-10 season.

► YEAR-BY-YEAR COACHING RECORD

Year	School	Overall	Pct.	Conf.	Pct.	Postseason
2003-04	Southern Illinois	25-5	.833	17-1	.944	NCAA (0-1)
2005-06	Purdue	9-19	.321	3-13	.188	
2006-07	Purdue	22-12	.647	9-7	.563	NCAA (1-1)
2007-08	Purdue	25-9	.735	15-3	.833	NCAA (1-1)
2008-09	Purdue	27-10	.730	11-7	.611	NCAA (2-1)
2009-10	Purdue	29-6	.829	14-4	.778	NCAA (2-1)
2010-11	Purdue	26-8	.765	14-4	.778	NCAA (1-1)
2011-12	Purdue	22-13	.629	10-8	.556	NCAA (1-1)
2012-13	Purdue	16-18	.471	8-10	.444	CBI (1-1)
2013-14	Purdue	15-17	.469	5-13	.278	
2014-15	Purdue	21-13	.618	12-6	.667	NCAA (0-1)
2015-16	Purdue	26-7	.788	12-6	.667	
Southern Illinois (1)		25-5	.833	17-1	.944	1 NCAA (0-1)
Purdue (11th)		238-132	.643	113-81	.582	7 NCAA (8-7)
Career (12th)		263-137	.658	130-82	.613	8 NCAA (8-8)
Postseason Record		19-19	.500			
MVC Tournament		1-1	.500			
Big Ten Tournament		9-9	.500			
NCAA Tournament		8-8	.500			
CBI Invitational		1-1	.500			

► AMONG THE ELITE

■ Big Ten Coach of the Year Honors

7	Gene Keady	Purdue
5	Bobby Knight	Indiana
4	Bo Ryan	Wisconsin
3	Matt Painter	Purdue
3	Tom Izzo	Michigan State
3	Thad Matta	Ohio State

■ All-Time Big Ten Wins Leaders

Rk.	Coach, Team	Wins
1.	Bob Knight, Indiana	353
2.	Gene Keady, Purdue	265
3.	Tom Izzo, Michigan State	245
4.	Ward Lambert, Purdue	228
5.	Lou Henson, Illinois	214

17.	Johnny Orr, Michigan	120
18.	Matt Painter, Purdue	113

► MISCELLANEOUS

■ Milestone Victories

Win	Score	Opponent	Date
1	67-62	Wyoming	11-22-03
26	82-75	Wofford (1st win at Purdue)	11-19-05
50	62-38	Michigan State	2-7-07
100	49-45	Iowa	2-14-09
150	82-69	Northwestern	12-31-10
200	89-73	Minnesota	3-9-13
225	72-68	Minnesota (200th win at Purdue)	12-31-14
250	61-55	Wisconsin (225th win at Purdue)	12-29-15

■ Painter's Home Record at Purdue

Year	Non-Conf.	Big Ten	Overall
2005-06	6-0	3-5	9-5
2006-07	9-0	7-1	16-1
2007-08	7-1	9-0	16-1
2008-09	8-1	7-2	15-3
2009-10	7-0	7-2	14-2
2010-11	7-0	9-0	16-0
2011-12	8-0	5-4	13-4
2012-13	7-3	5-4	12-7
2013-14	8-0	4-5	12-5
2014-15	6-2	8-1	14-3
2015-16	9-0	8-1	17-1
TOTALS	82-7 (.921)	72-25 (.742)	154-32 (.828)

■ Wins Over AP Top 25 Teams (30)

Date	Opponent	Site	Score
2-11-06	[22] Michigan	Home	84-70
11-29-06	[25] Virginia	Home	61-59
2-15-07	[24] Indiana	Home	81-68
12-15-07	[22] Louisville	Indianapolis, Ind.	67-59
1-26-08	[11] Wisconsin	Home	60-56
2-9-08	[8] Wisconsin	Away	72-67
2-12-08	[10] Michigan State	Home	60-54
12-20-08	[22] Davidson	Indianapolis, Ind.	76-58
1-22-09	[21] Minnesota	Away	70-62
2-17-09	[6] Michigan State	Home	72-54
3-21-09	[15] Washington	Portland, Ore. (NCAA)	76-74
11-23-09	[9] Tennessee	St. Thomas, US Virgin Islands	73-72
1-1-10	[6] West Virginia	Home	77-62
1-28-10	[16] Wisconsin	Home	60-57
2-9-10	[10] Michigan State	Away	76-64
2-17-10	[9] Ohio State	Away	60-57
3-21-10	[23] Texas A&M	Spokane, Wash. (NCAA)	63-61 •
1-22-11	[17] Michigan State	Home	86-76
1-29-11	[16] Minnesota	Home	73-61
2-16-11	[10] Wisconsin	Home	70-62
2-20-11	[2] Ohio State	Home	76-63
2-25-12	[11] Michigan	Away	75-61
3-16-12	[24] Saint Mary's	Omaha, Neb. (NCAA)	72-69
1-2-13	[11] Illinois	Home	68-61
3-3-13	[17] Wisconsin	Away	69-56
1-24-15	[25] Iowa	Home	67-63
1-28-15	[22] Indiana	Home	83-67
2-4-15	[20] Ohio State	Home	60-58
2-6-16	[8] Michigan State	Home	82-81 •
2-27-16	[10] Maryland	Home	83-79

► ABOUT PAINTER

Born Aug. 27, 1970
Hometown Muncie, Indiana
High School Delta High School
Degree Purdue (1994); sociology
Master's Eastern Illinois (1998); athletics administration

FAMILY

Daughter Maggie
Daughter Emma
Son Brayden

Coaching Experience

Years	School, Position
1993-94	Wash. & Jefferson, asst. coach
1994-95	Barton College, asst. coach
1995-98	Eastern Illinois, asst. coach
1998-03	Southern Illinois, asst. coach
2003-04	Southern Illinois, head coach
2004-05	Purdue, associate head coach
2006-pres.	Purdue, head coach

Playing Experience

Years 1990-93
 Purdue
 -- *Honorable mention All-Big Ten, 1993*

Coaching Honors

2004	Missouri Valley Coach of the Year
2004	District V Coach of the Year (USBWA)
2008	Big Ten Coach of the Year
2008	District 10 Coach of the Year (NABC)
2008	Naismith Coach of the Year Finalist
2008	Jim Phelan Coach of the Year Finalist
2008	Skip Prosser Man of the Year Finalist
2008	Henry Iba Award Nominee
2009	Henry Iba Award Nominee
2010	Big Ten Coach of the Year
2010	District V Coach of the Year (USBWA)
2010	District 7 Coach of the Year (NABC)
2010	Jim Phelan Coach of the Year Finalist
2011	Big Ten Coach of the Year
2011	District V Coach of the Year (USBWA)
2011	District 7 Coach of the Year (NABC)
2011	Jim Phelan Coach of the Year Finalist

Coaching Tree

Tarrance Crump
 • Assistant coach at SIU Edwardsville

Paul Lusk
 • Head coach at Missouri State University

Quonzo Martin
 • Head coach at University of California

Rick Ray
 • Head coach at Southeast Missouri State

Michah Shrewsbury
 • Assistant Coach with the Boston Celtics

Ryne Smith
 • Head coach at Anderson High School (Ind.)

Kent Williams
 • Assistant coach at SIU Edwardsville

NBA Draft Picks Under Painter

2007	Carl Landry, 31st to Seattle
2011	Jajuan Johnson, 27th to Boston via New Jersey
2011	E'Twaun Moore, 55th overall to Boston
2012	Robbie Hummel, 58th to Minnesota

All-Americans Under Painter

2010	Robbie Hummel, 2nd (NABC) / HM (AP)
2010	E'Twaun Moore, HM (AP)
2011	Jajuan Johnson, consensus
2011	E'Twaun Moore, 3rd (NABC) / HM (AP)
2012	Robbie Hummel, HM (AP)

2015-16 Results / Leaders

Overall Record: 26-7 Home: 17-1 Away: 5-5 Neutral: 4-1
Big Ten Record: 12-6 Home: 8-1 Away: 4-5

Date	Opponent	W/L	Score	High Scorer	High Rebounds	High Assists	High Steals	High Blocks	Attend.
Nov. 13	# North Carolina A&T	W	81-40	Davis, Stephens (14)	Swanigan (11)	Hill (5)	Hill (2)	Haas (3)	12,623
Nov. 15	# Vermont	W	107-79	Mathias (17)	Swanigan (13)	Davis (5)	Hill, Thompson (2)	Davis, Haas (2)	12,808
Nov. 18	Incarinate Word	W	96-61	Haas (17)	Haas (12)	Mathias (5)	Hill (3)	Haas (4)	11,536
Nov. 21	# vs. Old Dominion	W	61-39	Hammons (18)	Haas (8)	Three Players (2)	Four Players (1)	Haas (2)	3,813
Nov. 22	# vs. Florida	W	85-70	Davis (18)	Hammons (7)	Thompson (4)	Thompson (2)	Hammons (3)	3,813
Nov. 28	Lehigh	W	77-55	Haas (24)	Swanigan (12)	Edwards (7)	Cline (1)	Hammons (4)	12,660
Dec. 1	\$ at Pittsburgh	W	72-59	Hammons (24)	Hammons (12)	Edwards (6)	Thompson (2)	---	9,439
Dec. 5	New Mexico	W	70-58	Haas (21)	Hammons (11)	Hill, Swanigan (4)	Hill (3)	Hammons (3)	14,221
Dec. 7	IUPUI	W	80-53	Hammons (14)	Swanigan (14)	Edwards, Swanigan (4)	Stephens (4)	Haas (3)	12,404
Dec. 9	Howard	W	93-55	Swanigan (19)	Swanigan (12)	Thompson (9)	Hill, Thompson (2)	Four Players (1)	11,983
Dec. 12	Youngstown State	W	95-64	Hammons, Swanigan (15)	Hammons (11)	Swanigan (6)	Three Players (1)	Hammons (3)	14,026
Dec. 19	% vs. [17] Butler	L	68-74	Swanigan (25)	Swanigan (11)	Thompson (7)	Swanigan (2)	Hammons (5)	19,156
Dec. 22	Vanderbilt	W	68-55	Hammons (21)	Hammons (10)	Mathias (4)	Hill (3)	Hammons (7)	14,846
Dec. 29	* at Wisconsin	W	61-55	Hammons (24)	Swanigan (9)	Thompson (4)	Four Players (1)	Hammons (2)	17,287
Jan. 2	* Iowa	L	63-70	Stephens (12)	Hammons (7)	Three Players (3)	Mathias (2)	Five Players (1)	14,846
Jan. 7	* Michigan	W	87-70	Hammons (17)	Edwards, Swanigan (7)	Davis (6)	Edwards (2)	Hammons (4)	13,063
Jan. 10	* at Illinois	L	70-84	Swanigan, Thompson (12)	Hammons (8)	Thompson (4)	Thompson (2)	Hammons (1)	12,246
Jan. 13	* Penn State	W	74-57	Edwards (19)	Swanigan (9)	Mathias (4)	Hill (3)	Hammons (2)	13,802
Jan. 18	* at Rutgers	W	107-57	Four Players (12)	Swanigan (13)	Edwards, Hill (3)	Hill (2)	Three Players (1)	5,085
Jan. 21	* Ohio State	W	75-64	Hammons (16)	Swanigan (10)	Mathias (3)	Thompson (3)	Hammons (2)	14,846
Jan. 24	* at [9] Iowa	L	71-83	Edwards (19)	Edwards, Swanigan (8)	Davis, Thompson (3)	Edwards (3)	Hammons, Swanigan (1)	15,400
Jan. 27	* at Minnesota	W	68-64	Edwards (24)	Three Players (8)	Edwards (4)	Edwards (2)	Hammons (3)	10,484
Jan. 30	* Nebraska	W	89-74	Hammons (32)	Swanigan (12)	Thompson (7)	Hammons, Hill (1)	Hammons (4)	14,846
Feb. 6	* at [4] Maryland	L	61-72	Hammons (18)	Hammons (10)	Edwards (7)	Four Players (1)	Edwards (1)	17,950
Feb. 9	* [8] Michigan State	W	82-81 •	Davis (24)	Hammons (13)	Three Players (3)	Davis (2)	Hammons (8)	14,846
Feb. 13	* at Michigan	L	56-61	Swanigan (14)	Edwards (10)	Edwards (3)	Hill, Thompson (1)	Hammons (3)	12,707
Feb. 16	* Northwestern	W	71-61	Hammons (18)	Hammons (12)	Hill (3)	Hill, Mathias (1)	Hammons (1)	12,868
Feb. 20	* at [22] Indiana	L	73-77	Swanigan (14)	Swanigan (8)	Edwards, Thompson (4)	Thompson (1)	Hammons (2)	17,472
Feb. 27	* [10] Maryland	W	83-79	Hammons (19)	Three Players (7)	Three Players (4)	Three Players (1)	Hammons (2)	14,846
March 1	* at Nebraska	W	81-62	Edwards (20)	Hammons (6)	Hill, Mathias (6)	Three Players (1)	Hammons (3)	15,572
March 6	* Wisconsin	W	91-80	Swanigan (27)	Hammons, Swanigan (8)	Edwards (6)	Edwards, Mathias (1)	Hammons (2)	14,846
March 11	^ vs. Illinois	W	89-58	Haas (16)	Swanigan (12)	Hill (6)	Three Players (1)	Four Players (1)	18,355
March 12	^ vs. Michigan	W	76-59	Hammons (27)	Hammons (11)	Davis (6)	Five Players (1)	Hammons (3)	18,339
March 13	^ vs. [2] Michigan State								

Denotes Hall of Fame Tipoff Classic (West Lafayette, Ind. & Uncasville, Conn.)

\$ Denotes Big Ten / ACC Challenge

% Denotes Crossroads Classic (Indianapolis, Ind.)

* Denotes Big Ten Conference game

^ Denotes Big Ten Conference Tournament (Indianapolis, Ind.)

ATTENDANCE TOTALS

Overall

Site	Games	Totals	Avg.	High
Home	18	245,916	13,662	14,846 (Seven Times)
Away	10	133,642	13,364	17,950 vs. Maryland (2-6-16)
Neutral	5	63,476	12,265	19,156 vs. Butler (12-19-15)
Totals	33	443,034	13,425	19,156 vs. Butler (12-19-15)

Big Ten

Site	Games	Totals	Avg.	High
Home	9	128,809	14,312	14,846 (Six Times)
Away	9	124,203	13,800	17,950 vs. Maryland (2-6-16)
Totals	18	253,012	14,056	17,950 vs. Maryland (2-6-16)

MARGINS OF VICTORY

	1	2	3	4	5	6	7	8	9	10	11	12	13	14	15	16	17	18	19	20	21	22	23	24	25+
Purdue	1			2		1				1	2	1	2		2		3		1			2			8
Opponents					1	1	1				1	1		1											

LARGEST LEADS / DEFICITS

When Leading

Largest Margin of Victory	50 (107-57) vs. Rutgers (1-18-16)
Largest Overall Lead	50 (107-57; 0:00 2nd) vs. Rutgers (1-18-16)
Largest Halftime Lead	33 (59-26) vs. Rutgers (1-18-16)
Largest Lead in a Loss	19 (37-18; 2:21 1st) vs. Iowa (1-2-16)
Largest Halftime Lead in a Loss	17 (37-20) vs. Iowa (1-2-16)
Largest Purdue Run	16, Two Times

When Trailing

Largest Margin of Defeat	14 (70-84) vs. Illinois (1-10-16)
Largest Overall Deficit	19, Two Times
Largest Halftime Deficit	7 (28-35) vs. [22] Indiana (2-20-16)
Largest Deficit Overcome in a Win	8, Two Times
Largest Halftime Deficit in a Win	3 (23-26) vs. Vanderbilt (12-22-15)
Largest Opponent Run	13 by Iowa (1-2-16)

PURDUE GAME NOTES | BIG TEN CHAMPIONSHIP | MARCH 13, 2016 VS. MICHIGAN STATE

■ 2015-16 Game-by-Game Comparison																			
Team	W/L	FG-FGA	Pct.	3P-3PA	Pct.	FT-FTA	Pct.	O-D	Reb.	PF	A	TO	B	S	1st	2nd	OT	Pts.	PPP
[23] Purdue	W	24-53	.453	12-31	.387	21-32	.656	12-37	49	22	21	13	8	4	44	37		81	1.17
North Carolina A&T		14-58	.241	0-15	.000	12-18	.667	10-24	34	29	5	13	1	5	16	24		40	0.58
[23] Purdue	W	36-65	.554	18-36	.500	17-27	.630	8-25	33	24	24	5	4	7	60	47		107	1.41
Vermont		27-56	.482	5-16	.313	20-24	.833	7-25	32	25	14	17	5	1	45	34		79	1.04
[21] Purdue	W	34-57	.596	9-21	.429	19-22	.864	12-44	56	17	23	22	13	7	53	43		96	1.23
Incarnate Word		21-74	.284	12-30	.400	7-9	.778	8-11	19	20	12	8	1	10	24	37		61	0.78
[21] Purdue	W	23-56	.411	6-20	.300	9-12	.750	13-33	46	12	8	12	4	4	28	33		61	1.00
Old Dominion		14-61	.230	2-14	.143	9-12	.750	15-23	38	18	6	10	2	9	18	21		39	0.64
[21] Purdue	W	30-60	.500	11-26	.423	14-20	.700	12-31	43	14	15	13	4	3	43	42		85	1.21
Florida		26-65	.400	6-20	.300	12-18	.667	11-23	34	19	9	7	1	8	38	32		70	1.00
[16] Purdue	W	26-60	.433	4-19	.211	21-25	.840	13-37	50	17	16	12	7	1	36	41		77	1.08
Lehigh		21-71	.296	4-21	.190	9-15	.600	14-24	38	25	8	7	1	7	26	29		55	0.77
[11] Purdue	W	24-55	.436	11-28	.393	13-18	.722	14-26	40	20	19	12	0	5	29	43		72	1.16
Pittsburgh		20-57	.351	4-19	.211	15-20	.750	14-21	35	21	14	10	4	5	26	33		59	0.95
[11] Purdue	W	23-62	.371	3-21	.143	21-28	.750	17-34	51	20	13	19	4	8	31	39		70	0.90
New Mexico		21-54	.389	5-13	.385	11-17	.647	3-25	28	27	15	19	4	9	25	33		58	0.74
[11] Purdue	W	28-54	.519	7-22	.318	17-21	.810	9-29	38	16	20	12	9	10	38	42		80	1.18
IUPUI		20-61	.328	7-21	.333	6-12	.500	13-19	32	21	11	15	1	6	30	23		53	0.78
[11] Purdue	W	34-68	.500	12-31	.387	13-17	.765	14-31	45	18	28	6	4	5	56	37		93	1.37
Howard		19-56	.339	6-18	.333	11-19	.579	10-21	31	17	10	12	0	3	24	31		55	0.81
[11] Purdue	W	33-60	.550	10-21	.476	19-28	.679	8-36	44	13	26	10	6	3	41	54		95	1.27
Youngstown State		24-69	.348	7-24	.292	9-11	.818	8-21	29	23	15	9	1	5	30	34		64	0.85
[9] Purdue	L	24-58	.414	7-22	.318	13-16	.813	12-32	44	23	14	18	9	4	27	41		68	0.94
[17] Butler		27-68	.397	4-16	.250	16-26	.615	15-25	40	16	14	8	6	11	31	43		74	1.03
[14] Purdue	W	21-58	.362	2-19	.105	24-31	.774	14-29	43	14	14	11	8	5	23	45		68	0.99
Vanderbilt		22-63	.349	5-16	.313	6-11	.545	11-23	34	27	12	11	1	8	26	29		55	0.80
[14] Purdue	W	22-50	.440	5-13	.385	12-14	.857	8-28	36	11	12	16	2	4	24	37		61	0.97
Wisconsin		22-57	.386	5-17	.294	6-8	.750	7-19	26	19	9	7	5	7	24	31		55	0.87
[14] Purdue	L	23-59	.390	8-25	.320	9-15	.600	13-25	38	18	17	14	5	4	37	26		63	0.95
Iowa		25-58	.431	7-19	.368	13-20	.650	11-26	37	16	14	9	9	10	20	50		70	1.06
[20] Purdue	W	30-54	.556	9-18	.500	18-21	.857	6-30	36	13	26	9	7	5	35	52		87	1.30
Michigan		23-61	.377	11-27	.407	13-16	.813	9-19	28	21	10	8	2	7	28	42		70	1.04
[20] Purdue	L	27-60	.450	7-22	.318	9-11	.818	10-21	31	28	15	16	1	3	37	33		70	1.00
Illinois		26-48	.542	9-17	.529	23-28	.821	2-23	25	19	14	10	3	5	37	47		84	1.20
[24] Purdue	W	27-59	.458	8-21	.381	12-19	.632	14-28	42	15	15	13	4	9	38	36		74	1.12
Penn State		24-54	.444	5-19	.263	4-8	.500	5-20	25	21	8	12	0	5	25	32		57	0.86
[22] Purdue	W	39-80	.488	11-29	.379	18-24	.750	27-36	63	13	19	4	3	5	59	48		107	1.57
Rutgers		22-58	.379	2-16	.125	11-18	.611	5-18	23	18	9	7	4	2	26	31		57	0.84
[22] Purdue	W	23-59	.390	4-17	.235	25-31	.806	16-22	38	21	14	6	4	5	33	42		75	1.17
Ohio State		23-54	.426	6-14	.429	12-16	.750	10-20	30	24	12	12	6	2	36	28		64	1.00
[22] Purdue	L	27-64	.422	9-23	.391	8-15	.533	14-27	41	24	15	17	2	8	35	36		71	0.96
[9] Iowa		27-54	.500	11-20	.550	18-28	.643	5-28	33	20	17	12	4	9	33	50		83	1.12
[21] Purdue	W	24-57	.421	5-16	.313	15-19	.789	11-28	39	19	13	14	5	3	33	35		68	1.00
Minnesota		26-52	.500	1-10	.1000	11-21	.524	4-24	28	19	18	10	6	5	26	38		64	0.94
[21] Purdue	W	33-56	.589	7-12	.583	16-18	.889	10-28	38	13	27	15	5	2	44	45		89	1.27
Nebraska		28-62	.452	7-21	.333	11-13	.846	7-15	22	23	12	9	3	10	35	39		74	1.06
[18] Purdue	L	28-69	.406	3-25	.120	2-5	.400	9-28	37	20	17	9	1	4	30	31		61	0.86
[4] Maryland		22-54	.407	4-18	.222	24-27	.889	4-33	37	11	11	8	2	5	27	45		72	1.01
[18] Purdue	W	26-60	.433	8-16	.500	22-29	.769	15-27	42	17	15	16	11	2	46	26	10	82	1.09
[8] Michigan State		29-76	.382	11-28	.393	12-15	.800	16-23	39	26	24	9	5	5	30	42	9	81	1.08
[18] Purdue	L	21-53	.396	6-12	.500	8-15	.571	7-28	35	18	8	9	3	2	31	25		56	0.92
Michigan		20-55	.364	5-20	.250	16-22	.727	11-28	39	15	7	6	1	5	27	34		61	1.00
[17] Purdue	W	23-60	.383	4-13	.308	21-28	.750	19-26	45	14	11	9	1	2	35	36		71	1.16
Northwestern		25-56	.446	6-27	.222	5-8	.625	7-17	24	26	13	6	4	2	27	34		61	1.00
[17] Purdue	L	27-46	.587	9-19	.474	10-16	.625	4-24	28	16	19	13	2	1	28	45		73	1.18
[22] Indiana		28-59	.475	12-28	.429	9-13	.692	8-18	26	20	14	4	1	8	35	42		77	1.24
[20] Purdue	W	31-60	.517	7-17	.412	14-20	.700	19-22	41	17	16	15	2	3	44	39		83	1.26
[10] Maryland		28-61	.459	7-20	.350	16-18	.889	9-13	22	21	13	6	7	10	39	40		79	1.20
[15] Purdue	W	30-53	.566	7-15	.467	14-17	.824	6-29	35	19	22	8	6	3	41	40		81	1.27
Nebraska		24-60	.400	3-13	.231	11-15	.733	10-19	29	18	7	8	1	3	33	29		62	0.97
[15] Purdue	W	28-45	.622	10-19	.526	25-33	.758	5-26	31	14	23	11	2	2	45	46		91	1.36
Wisconsin		26-60	.433	13-29	.448	15-20	.750	8-14	22	23	12	6	1	6	39	41		80	1.19
[13] Purdue	W	35-60	.583	13-27	.481	6-10	.600	11-31	42	18	25	10	4	3	45	44		89	1.39
Illinois		22-56	.393	4-18	.222	10-16	.625	7-17	24	9	11	7	2	4	25	33		58	0.91
[13] Purdue	W	29-55	.527	4-12	.333	14-18	.778	8-33	41	12	18	12	4	5	38	38		76	1.12
Michigan		23-61	.377	6-25	.240	7-12	.583	6-20	26	15	13	8	2	6	30	29		59	0.87
[13] Purdue																			
[2] Michigan State																			

2015-16 Individual Superlatives

Category	Purdue	Opponent
Points	32 by A.J. Hammons vs. Nebraska (1-30-16)	32 by Shavon Shields, Nebraska (3-1-16)
Points (Half)	23 (2nd) by Caleb Swanigan vs. Wisconsin (3-6-16)	18 (2nd) by Nigel Hayes, Wisconsin (3-6-16)
		18 (2nd) by Kendrick Nunn, Illinois (1-10-16)
Field Goals Made	14 by A.J. Hammons vs. Nebraska (1-30-16)	11 by Shavon Shields, Nebraska (3-1-16)
Field Goal Attempts	22 by Rapheal Davis vs. [8] Michigan State (2-9-16)	23 by Denzel Valentine, [8] Michigan State (2-9-16)
Field Goal Percentage (min. 6 made)	1.000 (6-6) by A.J. Hammons vs. IUPUI (12-7-15)	.875 (7-8) by Jake Layman, [10] Maryland (2-27-16)
Three-Pointers Made	6 by P.J. Thompson vs. Wisconsin (3-6-16)	5 by Denzel Valentine, [8] Michigan State (2-9-16)
	6 by Rapheal Davis vs. [8] Michigan State (2-9-16)	5 by Matt Donlan, Youngstown State (12-12-15)
		5 by Kyle Hittle, Incarnate Word (11-18-15)
Three-Point Attempts	11 by Kendall Stephens vs. Old Dominion (11-21-15)	12 by Denzel Valentine, [8] Michigan State (2-9-16)
Three-Point Percentage (min. 4 made)	1.000 (4-4) by Vince Edwards vs. Penn State (1-13-16)	.833 (5-6) by Kyle Hittle, Incarnate Word (11-18-15)
Free Throws Made	14 by Caleb Swanigan vs. Wisconsin (3-6-16)	11 by Nigel Hayes, Wisconsin (3-6-16)
Free Throw Attempts	17 by Caleb Swanigan vs. Wisconsin (3-6-16)	13 by Nigel Hayes, Wisconsin (3-6-16)
Free Throw Percentage (min. 8 made)	1.000 (8-8) by Rapheal Davis vs. Florida (11-22-15)	1.000 (8-8) by Shavon Shields, Nebraska (3-1-16)
Offensive Rebounds	7 by A.J. Hammons vs. [8] Michigan State (2-9-16)	6 by Roosevelt Jones, [17] Butler (12-19-15)
	7 by Johnny Hill vs. Rutgers (1-18-16)	
Defensive Rebounds	13 by Caleb Swanigan vs. IUPUI (12-7-15)	8 by Adam Woodbury, [9] Iowa (1-24-16)
		8 by Wade Baldwin IV, Vanderbilt (12-22-15)
		8 by Dalique Mingo, Howard (12-9-15)
		8 by Tim Kempton, Lehigh (11-28-15)
Total Rebounds	14 by Caleb Swanigan vs. IUPUI (12-7-15)	12 by Micheal Young, Pittsburgh (12-1-15)
Assists	9 by P.J. Thompson vs. Howard (12-9-15)	12 by Nate Mason, Minnesota (1-27-16)
Blocked Shots	8 by A.J. Hammons vs. [8] Michigan State (2-9-16)	5 by Jarrod Uthoff, Iowa (1-2-16)
Steals	4 by Kendall Stephens vs. IUPUI (12-7-15)	5 by Aaron Bacote, Old Dominion (11-21-15)
Minutes Played	43 by Rapheal Davis vs. [8] Michigan State (2-9-16)	42 by Denzel Valentine, [8] Michigan State (2-9-16)

2015-16 Team Superlatives

Category	Purdue	Opponent
Points	107, Two Times	84 by Illinois (1-10-16)
Low	56 vs. Michigan (2-13-16)	39 by Old Dominion (11-21-15)
Points (Half)	60 (1st) vs. Vermont (11-15-15)	50, Two Times
Low	23 (1st) vs. Vanderbilt (12-22-15)	16 (1st) by North Carolina A&T (11-13-15)
Field Goals Made	39 vs. Rutgers (1-18-16)	29 by [8] Michigan State (2-9-16)
Low	21, Two Times	14, Two Times
Field Goal Attempts	80 vs. Rutgers (1-18-16)	76 by [8] Michigan State (2-9-16)
Low	45 vs. Wisconsin (3-6-16)	48 by Illinois (1-10-16)
Field Goal Percentage	.622 (28-45) vs. Wisconsin (3-6-16)	.542 (26-48) by Illinois (1-10-16)
Low	.362 (21-58) vs. Vanderbilt (12-22-15)	.230 (14-61) by Old Dominion (11-21-15)
Field Goal Percentage (Half)	.762 (16-21; 2nd) vs. Michigan (1-7-16)	.643 (18-28; 2nd) by Iowa (1-2-16)
Low	.286 (8-28; 1st) vs. Vanderbilt (12-22-15)	.188 (6-32; 1st) by Old Dominion (11-21-15)
Three-Pointers Made	18 vs. Vermont (11-15-15)	13 vs. Wisconsin (3-6-16)
Low	2 vs. Vanderbilt (12-22-15)	0 by North Carolina A&T (11-13-15)
Three-Point Attempts	36 vs. Vermont (11-15-15)	30 by Incarnate Word (11-18-15)
Low	12, Three Times	10 by Minnesota (1-27-16)
Three-Point Percentage	.583 (7-12) vs. Nebraska (1-30-16)	.550 (11-20) by [9] Iowa (1-24-16)
Low	.105 (2-19) vs. Vanderbilt (12-22-15)	.000 (0-15) by North Carolina A&T (11-13-15)
Free Throws Made	25, Two Times	24 by [4] Maryland (2-6-16)
Low	2 vs. [4] Maryland (2-6-16)	4 by Penn State (1-13-16)
Free Throw Attempts	33 vs. Wisconsin (3-6-16)	28 by [9] Iowa (1-24-16)
Low	5 vs. [4] Maryland (2-6-16)	8, Three Times
Free Throw Percentage	.889 (16-18) vs. Nebraska (1-30-16)	.889, Two Times
Low	.400 (2-5) vs. [4] Maryland (2-6-16)	.500 (6-12) by IUPUI (12-7-15)
Personal Fouls	28 vs. Illinois (1-10-16)	29 by North Carolina A&T (11-13-15)
Low	11 vs. Wisconsin (12-29-15)	9 by Illinois (3-11-16)
Total Rebounds	63 vs. Rutgers (1-18-16)	40 by [17] Butler (12-19-15)
Low	28 vs. [22] Indiana (2-20-16)	19 by Incarnate Word (11-18-15)
Rebound Margin	+40 (63-23) vs. Rutgers (1-18-16)	+4 (39-35) by Michigan (2-13-16)
Assists	28 vs. Howard (12-9-15)	24 by [8] Michigan State (2-9-16)
Low	8, Two Times	5, Two Times
Turnovers	22 vs. Incarnate Word (11-18-15)	19 by New Mexico (12-5-15)
Low	4 vs. Rutgers (1-18-16)	4 by [22] Indiana (2-20-16)
Turnover Margin	+12 (5-17) vs. Vermont (11-15-15)	+14 (8-22) by Incarnate Word (11-18-15)
Blocked Shots	13 vs. Incarnate Word (11-18-15)	9 by Iowa (1-2-16)
Low	0 vs. Pittsburgh (12-1-15)	0 by Penn State (1-13-16)
Steals	10 vs. IUPUI (12-7-15)	11 by [17] Butler (12-19-15)
Low	1 vs. Lehigh (11-28-15)	1 by Vermont (11-15-15)
Pts. / Possession	1.57 vs. Rutgers (1-18-16)	1.24 by [22] Indiana (2-20-16)
Low	0.86 vs. [4] Maryland (2-6-16)	0.58 by North Carolina A&T (11-13-15)

PURDUE GAME NOTES | BIG TEN CHAMPIONSHIP | MARCH 13, 2016 VS. MICHIGAN STATE

■ 2015-16 Miscellaneous Single-Game Information

Date	Opponent	Biggest Lead		Lead Chang.	Ties	[---Time In the Lead---]			Biggest Run		Paint	Off TO	2nd-ch.	Fast B.	Bench	Fr.	So.	Jr.	Sr.
		PU	Opp.			PU	Opp.	Tied	PU	Opp.									
N13	North Carolina A&T	46	4	3	0	33:35	5:41	0:44	12	5	18-14	24-17	12-5	12-4	31-16	24	27	14	16
N15	Vermont	34	0	0	0	39:49	0:00	0:11	9	7	34-36	24-10	11-6	2-4	45-18	25	53	11	18
N18	Incarnate Word	45	1	2	1	38:04	0:39	1:17	11	8	38-14	10-11	14-3	6-6	40-9	15	41	12	28
N21	Old Dominion	26	0	0	1	36:51	0:00	3:09	12	6	28-12	8-4	15-1	0-6	37-18	4	19	12	26
N22	Florida	22	2	3	2	37:53	1:37	0:30	12	7	32-36	10-10	7-8	6-6	28-15	12	46	0	27
N28	Lehigh	24	0	0	1	36:42	0:00	3:18	8	7	38-24	11-15	17-9	2-6	24-13	9	46	5	17
D1	Pittsburgh	17	1	2	0	36:49	0:47	2:24	13	8	20-24	15-14	14-10	2-13	44-15	16	24	4	28
D5	New Mexico	13	4	5	5	29:01	6:37	4:22	10	8	32-26	19-17	8-4	2-4	38-6	5	30	6	29
D7	IUPUI	31	2	1	2	38:39	0:15	1:06	16	8	38-16	18-6	6-2	8-0	38-5	14	31	13	22
D9	Howard	42	0	0	1	39:22	0:00	0:38	11	4	36-22	19-9	15-10	12-4	46-25	32	23	14	24
D12	Youngstown State	33	4	5	2	35:10	3:09	1:41	14	7	40-20	5-8	9-2	6-2	45-18	23	28	9	35
D19	[17] Butler	5	16	10	6	9:03	25:56	5:01	8	9	26-34	13-21	15-17	11-12	23-12	25	18	7	18
D22	Vanderbilt	14	7	6	2	12:42	23:35	3:43	10	9	30-26	12-15	13-7	0-10	29-17	16	15	1	36
D29	Wisconsin	11	6	3	4	25:54	10:07	3:59	8	9	34-20	7-16	9-5	4-0	34-17	0	26	2	33
J2	Iowa	19	8	4	2	23:25	14:10	2:25	16	13	24-24	7-22	12-11	0-6	39-13	9	23	12	19
J7	Michigan	20	4	5	3	27:57	10:05	1:58	12	7	42-18	16-4	10-6	4-6	26-9	7	32	5	43
J10	Illinois	5	17	3	4	1:43	33:51	4:26	6	10	30-20	14-24	13-4	0-4	36-20	15	33	8	14
J13	Penn State	24	3	1	3	35:46	3:34	0:40	7	8	26-24	13-17	10-6	3-0	25-19	16	41	0	17
J18	Rutgers	50	2	1	1	37:58	1:19	0:43	11	5	44-30	12-3	30-9	11-2	57-6	33	40	8	26
J21	Ohio State	11	8	6	6	14:20	20:36	5:04	7	6	26-32	16-5	17-14	4-5	25-31	13	34	0	28
J24	[9] Iowa	7	19	6	3	12:00	25:37	2:23	9	11	32-24	14-24	9-5	10-11	27-19	11	40	0	20
J27	Minnesota	13	2	1	1	38:17	0:13	1:30	9	6	28-46	11-9	13-4	6-4	12-9	2	33	0	33
J30	Nebraska	17	2	4	2	38:51	0:39	0:30	9	8	38-32	11-22	11-2	0-10	23-22	12	26	0	51
F6	[4] Maryland	4	13	11	3	17:26	20:40	1:54	10	9	36-32	4-10	6-6	6-12	18-2	8	27	0	26
F9	[8] Michigan State	18	4	6	5	35:56	4:34	4:30	10	11	26-28	15-17	14-8	5-10	18-25	11	22	0	49
F13	Michigan	10	5	4	6	30:15	5:36	4:09	7	11	22-24	6-10	6-11	0-3	20-12	23	19	0	14
F16	Northwestern	14	0	0	0	38:14	0:00	1:46	8	7	24-18	6-7	16-6	2-2	36-12	15	21	0	35
F20	[22] Indiana	4	19	1	0	7:04	32:43	0:13	7	12	28-26	3-20	5-9	4-14	23-14	17	41	0	15
F27	[10] Maryland	16	0	0	1	39:09	0:00	0:51	12	7	42-40	8-22	24-10	4-9	30-10	10	39	0	34
M1	Nebraska	21	0	0	0	39:40	0:00	0:20	13	10	40-28	6-9	8-5	2-2	32-14	17	39	0	25
M6	Wisconsin	15	8	6	3	25:33	12:16	2:11	10	5	28-22	8-12	3-12	4-2	10-6	27	39	0	25
M11	Illinois	44	2	5	0	37:40	1:10	1:10	15	12	34-22	10-9	12-8	5-4	42-8	19	44	3	23
M12	Michigan	19	0	0	0	37:25	0:00	2:35	11	5	44-28	11-11	5-8	6-9	17-9	10	33	0	33
M13	[2] Michigan State																		
PURDUE TOTALS		50							16	13	1,058	386	389	149	1,018	495	1,053	146	887
PURDUE AVERAGES											32.1	11.7	11.8	4.5	30.8	15.0	31.9	4.4	26.9
OPPONENT TOTALS		19									842	430	233	192	464				
OPPONENT AVERAGES											25.5	13.0	7.1	5.8	14.1				

■ 2015-16 Points-Rebounds-Assists (*starters underlined*)

			#1	#3	#11	#12	#14	#20	#21	#23	#24	#31	#35	#44	#50
Date	Opponent	Result	Hill	Thomps.	Toyra	Edwards	Cline	Hamm.	Steph.	Taylor	Eifert	Mathias	Davis	Haas	Swan.
N13	North Carolina A&T	W, 81-40	<u>2-5-5</u>	3-4-0	0-1-0	<u>11-5-4</u>	13-0-2	DNP	14-1-0	1-2-0	0-1-0	0-3-3	<u>14-2-3</u>	<u>12-10-2</u>	<u>11-11-2</u>
N15	Vermont	W, 107-79	<u>6-2-3</u>	6-3-3	0-0-0	<u>14-4-4</u>	9-1-3	DNP	11-1-1	2-1-0	0-0-0	17-2-2	<u>12-3-5</u>	<u>16-2-1</u>	<u>14-13-2</u>
N18	Incarnate Word	W, 96-61	<u>2-5-3</u>	9-2-3	4-1-0	<u>13-6-2</u>	3-6-2	8-6-1	12-2-0	0-0-0	2-1-0	2-3-5	<u>14-1-3</u>	<u>17-12-1</u>	<u>10-6-3</u>
N21	Old Dominion	W, 61-39	<u>8-2-1</u>	1-2-2	DNP	<u>2-6-0</u>	0-0-0	18-6-0	12-2-1	0-1-0	DNP	6-2-2	<u>0-6-2</u>	<u>10-8-0</u>	<u>4-7-0</u>
N22	Florida	W, 85-70	<u>2-3-1</u>	15-5-4	DNP	<u>14-4-3</u>	0-0-0	7-7-2	0-4-0	DNP	DNP	6-0-2	<u>18-5-0</u>	<u>11-2-0</u>	<u>12-6-3</u>
N28	Lehigh	W, 77-55	13-4-0	<u>10-3-2</u>	0-0-0	<u>9-10-7</u>	0-1-2	4-7-1	5-1-1	2-2-1	0-0-0	<u>3-2-1</u>	DNP	<u>24-5-0</u>	<u>7-12-1</u>
D1	Pittsburgh	W, 72-59	4-3-2	<u>3-4-2</u>	DNP	<u>9-3-6</u>	12-0-0	24-12-1	4-1-5	DNP	DNP	<u>6-3-1</u>	DNP	<u>6-2-0</u>	<u>4-8-2</u>
D5	New Mexico	W, 70-58	13-4-4	<u>2-2-1</u>	DNP	<u>5-8-2</u>	3-3-1	16-11-0	6-1-1	DNP	DNP	<u>2-2-0</u>	DNP	<u>21-6-0</u>	<u>2-7-4</u>
D7	IUPUI	W, 80-53	8-3-2	<u>9-1-2</u>	0-0-0	<u>10-4-4</u>	3-1-2	14-4-0	13-2-2	0-0-1	0-0-0	<u>2-3-1</u>	DNP	<u>10-2-2</u>	<u>11-14-4</u>
D9	Howard	W, 93-55	5-0-1	<u>2-4-9</u>	2-1-1	<u>7-2-4</u>	8-2-3	7-9-0	14-3-1	5-2-0	0-0-0	5-1-3	<u>10-3-2</u>	<u>9-3-1</u>	<u>19-12-3</u>
D12	Youngstown State	W, 95-64	7-3-5	<u>0-0-0</u>	0-0-0	<u>9-5-5</u>	3-0-4	15-11-1	9-0-0	0-0-0	5-3-0	6-5-3	<u>13-3-1</u>	<u>13-6-1</u>	<u>15-5-6</u>
D19	[17] Butler	L, 68-74	4-3-2	<u>5-2-7</u>	DNP	<u>9-3-2</u>	0-0-0	12-7-0	7-1-0	DNP	DNP	0-1-0	<u>2-2-3</u>	<u>4-7-0</u>	<u>25-11-0</u>
D22	Vanderbilt	W, 68-55	1-1-2	<u>2-1-2</u>	DNP	<u>4-5-0</u>	3-2-3	21-10-0	1-2-0	DNP	DNP	3-3-4	<u>14-5-1</u>	<u>6-5-0</u>	<u>13-8-2</u>
D29	Wisconsin	W, 61-55	2-1-1	<u>6-0-4</u>	DNP	<u>8-4-0</u>	0-2-0	24-7-1	2-1-0	DNP	DNP	6-1-2	<u>7-6-2</u>	<u>6-3-1</u>	<u>0-9-1</u>
J2	Iowa	L, 63-70	4-2-2	<u>1-4-3</u>	DNP	<u>7-5-3</u>	3-0-1	11-7-2	12-0-1	DNP	DNP	9-5-3	<u>4-1-0</u>	<u>6-6-0</u>	<u>6-5-2</u>
J7	Michigan	W, 87-70	<u>10-2-2</u>	8-1-2	DNP	<u>11-7-3</u>	0-1-3	<u>17-5-3</u>	5-1-2	DNP	DNP	6-3-4	<u>16-5-6</u>	<u>7-3-1</u>	<u>7-7-0</u>
J10	Illinois	L, 70-84	<u>4-0-1</u>	12-1-4	DNP	<u>8-4-1</u>	3-1-2	<u>10-8-1</u>	8-2-1	DNP	DNP	7-2-3	<u>0-3-0</u>	6-3-0	<u>12-6-2</u>
J13	Penn State	W, 74-57	<u>2-4-3</u>	2-1-2	DNP	<u>19-5-0</u>	3-1-2	<u>13-7-2</u>	0-0-1	DNP	DNP	6-5-4	<u>2-3-1</u>	14-2-0	<u>13-9-0</u>
J18	Rutgers	W, 107-57	<u>9-9-3</u>	7-2-2	0-0-2	<u>12-8-3</u>	9-2-0	<u>6-9-0</u>	8-2-2	12-10-1	0-1-0	12-1-2	<u>11-0-1</u>	9-2-1	<u>12-13-2</u>
J21	Ohio State	W, 75-64	<u>8-2-2</u>	12-1-1	DNP	<u>12-7-2</u>	3-0-1	<u>16-8-1</u>	0-0-1	DNP	DNP	0-0-3	<u>4-5-2</u>	10-1-1	<u>10-10-0</u>
J24	[9] Iowa	L, 71-83	<u>4-2-2</u>	16-3-3	DNP	<u>19-8-2</u>	6-3-1	<u>10-6-0</u>	DNP	DNP	DNP	4-0-2	<u>6-4-3</u>	1-2-0	<u>5-8-2</u>
J27	Minnesota	W, 68-64	7-3-2	<u>1-2-1</u>	DNP	<u>24-8-4</u>	2-2-2	<u>16-8-0</u>	DNP	DNP	DNP	<u>5-4-2</u>	<u>10-8-2</u>	3-3-0	DNP
J30	Nebraska	W, 89-74	2-0-1	<u>6-2-7</u>	DNP	<u>5-3-6</u>	6-0-0	<u>32-11-5</u>	DNP	DNP	DNP	2-1-0	<u>17-6-2</u>	13-1-1	<u>6-12-5</u>
F6	[4] Maryland	L, 61-72	0-6-4	<u>0-2-2</u>	DNP	<u>9-3-7</u>	0-0-1	<u>18-10-0</u>	DNP	DNP	DNP	8-2-0	<u>8-4-2</u>	10-1-0	<u>8-7-1</u>
F9	[8] Michigan State	W, 82-81	6-1-1	<u>4-3-3</u>	DNP	<u>9-4-3</u>	3-2-2	<u>19-13-3</u>	0-1-0	0-0-0	DNP	3-0-0	<u>24-7-2</u>	6-4-1	<u>8-4-0</u>
F13	Michigan	L, 56-61	0-2-0	<u>3-2-0</u>	DNP	<u>5-10-3</u>	9-2-0	<u>10-4-1</u>	DNP	DNP	DNP	0-1-1	<u>4-4-2</u>	11-5-0	<u>14-4-1</u>
F16	Northwestern	W, 71-61	15-6-3	<u>2-1-2</u>	DNP	<u>9-6-0</u>	11-4-0	<u>18-12-2</u>	0-0-0	DNP	DNP	2-2-2	<u>2-2-1</u>	8-4-0	<u>4-7-1</u>
F20	[22] Indiana	L, 73-77	2-0-1	<u>11-1-4</u>	DNP	<u>12-4-4</u>	3-1-2	<u>13-1-0</u>	0-1-1	DNP	DNP	6-2-3	<u>0-5-3</u>	12-2-0	<u>14-8-1</u>
F27	[10] Maryland	W, 83-79	4-5-1	<u>2-3-4</u>	DNP	<u>11-7-2</u>	0-0-0	<u>19-7-1</u>	DNP	DNP	DNP	17-1-4	<u>11-7-0</u>	9-3-0	<u>10-6-4</u>
M1	Nebraska	W, 81-62	6-5-6	<u>0-3-1</u>	0-0-0	<u>20-3-2</u>	7-0-2	<u>16-6-0</u>	DNP	DNP	0-0-0	11-4-6	<u>3-5-2</u>	8-4-1	<u>10-4-2</u>
M6	Wisconsin	W, 91-80	4-0-4	<u>22-2-4</u>	0-0-0	<u>11-4-6</u>	0-1-0	<u>16-8-2</u>	DNP	DNP	0-0-0	0-3-3	<u>5-2-3</u>	6-1-0	<u>27-8-1</u>
M11	Illinois	W, 89-58	2-0-6	<u>3-0-0</u>	2-1-1	<u>14-2-4</u>	6-2-2	<u>10-8-2</u>	3-1-0	2-1-0	0-2-0	11-2-4	<u>9-4-5</u>	16-3-0	<u>11-12-1</u>
M12	Michigan	W, 76-59	0-1-2	<u>6-1-4</u>	DNP	<u>13-6-1</u>	3-0-1	<u>27-11-0</u>	DNP	0-1-0	DNP	3-2-1	<u>6-5-6</u>	11-2-0	<u>7-8-3</u>
M13	[2] Michigan State														

MARCH 13, 2016 VS. MICHIGAN STATE | BIG TEN CHAMPIONSHIP | PURDUE GAME NOTES

PURDUE'S RECORD WHEN...			
Category	2015-16	Painter	Str.
All Games	26-7	238-132	W-5
At Home	17-1	154-32	W-8
On Road	5-5	48-66	W-1
At Neutral Sites	4-1	36-34	W-2
vs. Big Ten Foes	14-6	122-90	W-5
Big Ten Regular-Season	12-6	113-81	W-3
Big Ten Tournament	2-0	9-9	W-2
At Home	8-1	72-25	W-8
On Road	4-5	41-56	W-1
At Neutral Site	2-0	9-9	W-2
vs. Non-Conference Foes	12-1	116-42	W-1
At Home	9-0	82-7	W-9
On Road	1-0	7-11	W-1
At Neutral Site	2-1	27-23	L-1
vs. Ranked Opponent	2-4	30-63	W-1
vs. Unranked Opponent	24-3	208-69	W-5
In Overtime	1-0	7-8	W-1
Leading at Halftime	23-4	193-38	W-6
Trailing at Halftime	2-2	35-86	L-1
Tied at Halftime	1-1	9-9	L-1
Games Decided by 1-9 Pts.	4-4	82-70	W-1
3 Points or Less	1-0	27-22	W-1
4-6 Points	3-3	25-19	W-1
7-9 Points	0-1	30-29	L-1
Games Decided by 10+ Pts.	23-3	156-62	W-5
10-19 Points	12-3	88-48	W-4
20-Plus Points	10-0	68-14	W-11
Purdue Shoots 48% or Better	14-1	97-12	W-5
Purdue Shoots Less Than 48%	12-6	141-120	W-1
Opp. Shoots 48% or Better	2-2	15-54	W-1
Opp. Shoots Less Than 48%	24-5	223-78	W-5
Purdue Shoots Better Than Opp.	22-3	197-32	W-5
Opp. Shoots Better / Equal %	4-4	41-100	W-1
Purdue Outrebound Opp.	26-5	173-50	W-5
Opp. Outreb. / Equals Purdue	0-2	65-82	L-4
Purdue Has More FT Attempts	21-1	172-24	W-4
Opp. Has More / Equal FT Att.	5-6	66-108	W-1
Purdue Makes 10+ 3-Ptrs.	9-0	37-8	W-9
Purdue Makes 5-9 3-Ptrs.	11-6	153-68	W-2
Purdue Makes 0-4 3-Ptrs.	6-1	48-56	W-3
Opp. Makes 10+ 3-Ptrs.	4-2	12-19	W-1
Opp. Makes 5-9 3-Ptrs.	14-3	131-80	W-3
Opp. Makes 0-4 3-Ptrs.	8-2	95-33	W-2
Purdue Has 0-9 Turnovers	7-2	62-28	W-2
Purdue Has 10-15 Turnovers	15-2	134-67	W-4
Purdue Has 16+ Turnovers	4-3	42-37	W-1
Opp. Has 0-9 Turnovers	14-5	38-47	W-4
Opp. Has 10-15 Turnovers	9-2	106-63	W-1
Opp. Has 16+ Turnovers	2-0	93-22	W-6
Purdue Has Fewer TOs	5-0	147-47	W-8
Purdue Has More / Equal TOs	21-7	91-85	W-5
Purdue Wins Reb. & TO Margin	5-0	89-8	W-7
Purdue Scores 0-49 Pts.		1-8	L-6
Purdue Scores 50-59 Pts.	0-1	7-37	L-11
Purdue Scores 60-69 Pts.	4-3	80-56	L-1
Purdue Scores 70-79 Pts.	7-3	80-24	W-1
Purdue Scores 80-89 Pts.	9-0	52-7	W-11
Purdue Scores 90+ Pts.	6-0	18-0	W-80
Opp. Scores 0-49 Pts.	2-0	37-1	W-8
Opp. Scores 50-59 Pts.	11-0	79-3	W-21
Opp. Scores 60-69 Pts.	6-1	86-43	W-2
Opp. Scores 70-79 Pts.	5-4	30-51	W-1
Opp. Scores 80-89 Pts.	2-2	4-27	W-2
Opp. Scores 90+ Pts.		1-7	L-4
0-1 Player in Double Figures	1-0	4-6	W-1
2 Players in Double Figures	2-3	45-39	W-1
3 Players in Double Figures	9-3	95-65	W-2
4 Players in Double Figures	5-0	68-15	W-10
5+ Players in Double Figures	9-1	26-7	W-2
In November	6-0	51-13	W-8
In December	7-1	61-22	W-2
In January	6-3	50-38	W-2
In February	3-3	47-39	W-1
In March	4-0	29-30	W-4
On Sunday	3-2	32-19	W-1
On Monday	2-0	9-4	W-2
On Tuesday	6-0	40-17	W-8
On Wednesday	4-0	47-24	W-4
On Thursday	2-0	16-15	W-2
On Friday	2-0	22-9	W-4
On Saturday	7-5	72-43	W-2

■ 10+ Points	2016	Career
A.J. Hammons	25 (18-7)	85 (50-35)
Rapheal Davis	13 (13-0)	44 (32-12)
Kendall Stephens	7 (6-1)	31 (19-12)
Isaac Haas	17 (14-3)	31 (22-9)
Vince Edwards	17 (15-2)	27 (22-5)
Caleb Swanigan	18 (14-4)	18 (14-4)
Dakota Mathias	5 (5-0)	10 (8-2)
P.J. Thompson	7 (4-3)	7 (4-3)
Johnny Hill	4 (4-0)	4 (4-0)
Ryan Cline	3 (3-0)	3 (3-0)
Jacquil Taylor	1 (1-0)	1 (1-0)

■ 20+ Points	2016	Career
A.J. Hammons	4 (4-0)	11 (8-3)
Rapheal Davis	1 (1-0)	5 (4-1)
Vince Edwards	2 (2-0)	4 (4-0)
Kendall Stephens		3 (2-1)
Isaac Haas	2 (2-0)	2 (2-0)
Caleb Swanigan	2 (1-1)	2 (1-1)
P.J. Thompson	1 (1-0)	1 (1-0)

■ 30+ Points	2016	Career
A.J. Hammons	1 (1-0)	2 (1-1)

■ 10+ Rebounds	2016	Career
A.J. Hammons	9 (8-1)	28 (18-10)
Caleb Swanigan	10 (9-1)	10 (9-1)
Rapheal Davis		4 (2-2)
Isaac Haas	2 (2-0)	2 (2-0)
Vince Edwards	2 (1-1)	2 (1-1)
Jacquil Taylor	1 (1-0)	1 (1-0)

■ Double-Doubles	2016	Career
A.J. Hammons	9 (8-1)	24 (15-9)
Caleb Swanigan	8 (7-1)	8 (7-1)
Rapheal Davis		4 (2-2)
Isaac Haas	2 (2-0)	2 (2-0)
Jacquil Taylor	1 (1-0)	1 (1-0)

■ Statsheet Stuffer	2016	Career
A.J. Hammons	4 (3-1)	16 (10-6)
Rapheal Davis	2 (2-0)	5 (5-0)
Vince Edwards	2 (2-0)	5 (3-2)
Caleb Swanigan	2 (2-0)	2 (2-0)
Johnny Hill	1 (1-0)	1 (1-0)
Dakota Mathias		1 (1-0)
Kendall Stephens		1 (0-1)

► At least five in three categories (pt, reb, ast, stl, blk).

■ Consecutive 10+ Point Games	
A.J. Hammons	14
Vince Edwards	6
Isaac Haas	2

■ Consecutive Games With a 3-Pointer	
Vince Edwards	4
Ryan Cline	2
Dakota Mathias	2

■ Consecutive Free Throws Made	
Johnny Hill	11
Rapheal Davis	7
P.J. Thompson	6
A.J. Hammons	4
Grady Eifert	3
Isaac Haas	2
Kendall Stephens	2
Jacquil Taylor	2
Dakota Mathias	1
Caleb Swanigan	1

■ Opening Tips	Won	Lost
Isaac Haas	9 (7-2)	6 (5-1)
A.J. Hammons	15 (13-2)	3 (1-2)
Team Totals	24 (20-4)	9 (6-3)

■ Dunks	2016	Career
A.J. Hammons	41	127
Isaac Haas	13	26
Vince Edwards	11	12
Caleb Swanigan	7	7
Rapheal Davis	2	9
Johnny Hill	2	2
Jacquil Taylor		2
Kendall Stephens	1	1
Purdue Totals	77	

■ And-Ones	Chances	Pct.
A.J. Hammons	8-16	.500
Isaac Haas	7-12	.583
Rapheal Davis	6-8	.750
Caleb Swanigan	6-6	1.000
Vince Edwards	4-5	.800
Johnny Hill	4-5	.800
Grady Eifert	1-1	1.000
Dakota Mathias	1-1	1.000
Kendall Stephens	1-1	1.000
Purdue Totals	38-55	.691

■ First Sub	2016	Career
A.J. Hammons	9	27
Isaac Haas	8	22
Kendall Stephens	5	21
Dakota Mathias	10	15
Rapheal Davis		10
P.J. Thompson	7	9
Johnny Hill	8	8
Vince Edwards		3
Stephen Toyra		1

■ First Points	2P	3P	FT	Tot.
A.J. Hammons	7		1	8
Caleb Swanigan	4	3		7
Vince Edwards	3	4		7
Isaac Haas	4		1	5
Rapheal Davis	3			3
Kendall Stephens		1		1
Dakota Mathias		1		1
Johnny Hill		1		1

■ Points Leader	2016	Career
A.J. Hammons	13 (12-1)	39 (23-16)
Rapheal Davis	3 (3-0)	16 (10-6)
Vince Edwards	5 (4-1)	11 (10-1)
Kendall Stephens	2 (1-1)	11 (5-6)
Caleb Swanigan	8 (4-4)	8 (4-4)
Isaac Haas	4 (4-0)	5 (5-0)
Dakota Mathias	1 (1-0)	1 (1-0)
Jacquil Taylor	1 (1-0)	1 (1-0)
P.J. Thompson	1 (0-1)	1 (0-1)

■ Rebounds Leader	2016	Career
A.J. Hammons	15 (12-3)	60 (36-24)
Rapheal Davis	2 (2-0)	15 (8-7)
Caleb Swanigan	16 (13-3)	16 (13-3)
Vince Edwards	5 (3-2)	12 (8-4)
Isaac Haas	2 (2-0)	9 (5-4)
Kendall Stephens		1 (0-1)

■ Assists Leader	2016	Career
Vince Edwards	11 (7-4)	23 (15-8)
Rapheal Davis	5 (4-1)	17 (14-3)
P.J. Thompson	12 (7-5)	13 (8-5)
Dakota Mathias	8 (7-1)	12 (10-2)
Johnny Hill	6 (6-0)	6 (6-0)
Kendall Stephens		6 (3-3)
Caleb Swanigan	4 (4-0)	4 (4-0)
A.J. Hammons	1 (1-0)	3 (3-0)

PURDUE'S 2015-16 STARTING LINEUP INFORMATION (6)

Guard	Guard	G / F	Forward	Center	Games	Record
Hill	Davis	Edwards	Swanigan	Haas	1, 2, 3, 4, 5	5-0
Thompson	Mathias	Edwards	Swanigan	Haas	6, 7, 8, 9	4-0
Thompson	Davis	Edwards	Swanigan	Haas	10, 11, 12, 13, 14, 15	4-2
Hill	Davis	Edwards	Swanigan	Hammons	16, 17, 18, 19, 20, 21	4-2
Thompson	Mathias	Davis	Edwards	Hammons	22	1-0
Thompson	Davis	Edwards	Swanigan	Hammons	23, 24, 25, 26, 27, 28, 29, 30, 31, 32, 33	8-3

■ Start Chart

Player	13	14	15	16	Tot.	Cons.	Record as Starter
Rapheal Davis	17	15	34	29	95	24	56-39
A.J. Hammons	27	25	23	18	93	18	52-41
Vince Edwards			29	33	62	37	45-17
Kendall Stephens		16	16		32		16-16
Caleb Swanigan				32	32	11	25-7
Isaac Haas			11	15	26		18-8
P.J. Thompson			1	22	23	12	18-5
Dakota Mathias			17	5	22		16-6
Basil Smotherman		16	4		20		10-10
Johnny Hill				11	11		9-2

PURDUE GAME NOTES | BIG TEN CHAMPIONSHIP | MARCH 13, 2016 VS. MICHIGAN STATE

#1 Johnny Hill Senior Guard Glendale Heights, Ill.													
Date	Opponent	Min.	FG	3FG	FT	O-D-T	PF	A	TO	B	S	Pts.	
N13	• North Carolina A&T	16	0-0	0-0	2-4	1-4-5	3	5	1	1	2	2	
N15	• Vermont	20	3-4	0-0	0-0	1-1-2	2	3	0	0	2	6	
N18	• Incarnate Word	21	1-3	0-0	0-0	0-5-5	2	3	3	1	3	2	
N21	• Old Dominion	22	2-3	0-0	4-4	1-1-2	0	1	0	0	1	8	
N22	• Florida	15	1-1	0-0	0-0	0-3-3	1	1	3	0	0	2	
N28	Lehigh	17	4-4	0-0	5-6	2-2-4	1	0	1	0	0	13	
D1	Pittsburgh	12	1-2	0-0	2-3	3-0-3	0	2	2	0	1	4	
D5	New Mexico	21	4-5	0-0	5-6	1-3-4	3	4	2	0	3	13	
D7	IUPUI	22	4-5	0-1	0-0	3-0-3	3	2	3	1	1	8	
D9	Howard	17	1-1	0-0	3-3	0-0-0	1	1	0	1	2	5	
D12	Youngstown State	22	2-3	0-0	3-4	0-3-3	1	5	1	1	0	7	
D19	Butler	13	2-4	0-0	0-0	1-2-3	1	2	3	0	1	4	
D22	Vanderbilt	20	0-1	0-0	1-2	0-1-1	2	2	1	0	3	1	
D29	Wisconsin	13	1-1	0-0	0-0	0-1-1	0	1	1	0	1	2	
J2	Iowa	17	1-6	0-1	2-2	2-0-2	3	2	0	0	0	4	
J7	• Michigan	19	3-5	0-1	4-4	0-2-2	2	2	1	1	1	10	
J10	• Illinois	15	2-2	0-0	0-0	0-0-0	4	1	3	0	0	4	
J13	• Penn State	25	1-6	0-0	0-0	3-1-4	2	3	1	1	3	2	
J18	• Rutgers	19	3-6	0-0	3-3	7-2-9	2	3	1	1	2	9	
J21	• Ohio State	18	3-4	0-0	2-2	1-1-2	3	2	0	0	0	8	
J24	• Iowa	14	2-2	0-0	0-0	1-1-2	1	2	3	0	1	4	
J27	Minnesota	22	1-4	0-0	5-6	2-1-3	2	2	1	0	0	7	
J30	Nebraska	10	1-2	0-0	0-0	0-0-0	1	1	2	0	1	2	
F6	Maryland	20	0-2	0-0	0-2	2-4-6	4	4	2	0	0	0	
F9	Michigan State	15	2-3	0-0	2-2	0-1-1	2	1	0	0	0	6	
F13	Michigan	18	0-2	0-0	0-0	2-0-2	1	0	1	0	1	0	
F16	Northwestern	26	4-11	1-2	6-8	2-4-6	1	3	0	0	1	15	
F20	Indiana	9	1-1	0-0	0-0	0-0-0	2	1	1	0	0	2	
F27	Maryland	18	2-2	0-0	0-0	4-1-5	2	1	2	0	1	4	
M1	Nebraska	25	1-3	0-1	4-4	1-4-5	2	6	0	0	0	6	
M6	Wisconsin	11	1-3	0-2	2-2	0-0-0	0	4	0	0	0	4	
M11	Illinois	17	0-0	0-0	2-2	0-0-0	1	6	1	1	1	2	
M12	Michigan	13	0-0	0-0	0-0	1-0-1	2	2	3	0	1	0	
M13	Michigan State												

#3 P.J. Thompson Sophomore Guard Indianapolis, Ind.													
Date	Opponent	Min.	FG	3FG	FT	O-D-T	PF	A	TO	B	S	Pts.	
N13	North Carolina A&T	20	1-4	1-4	0-0	1-3-4	3	0	0	0	0	3	
N15	Vermont	21	0-3	0-3	6-6	1-2-3	3	3	0	0	2	6	
N18	Incarnate Word	17	3-3	1-1	2-2	0-2-2	0	3	0	0	1	9	
N21	Old Dominion	18	0-0	0-0	1-2	1-1-2	2	2	0	0	0	1	
N22	Florida	27	5-10	3-6	2-4	0-5-5	1	4	0	0	2	15	
N28	Lehigh	23	1-1	1-1	7-8	0-3-3	1	2	0	0	0	10	
D1	• Pittsburgh	27	1-2	1-2	0-1	0-4-4	1	2	2	0	2	3	
D5	• New Mexico	24	0-3	0-2	2-2	1-1-2	2	1	2	0	2	2	
D7	• IUPUI	21	2-4	1-2	4-5	0-1-1	1	2	0	0	1	9	
D9	• Howard	20	1-2	0-1	0-0	2-2-4	0	9	1	0	2	2	
D12	• Youngstown State	3	0-0	0-0	0-0	0-0-0	0	0	0	0	0	0	
D19	• Butler	30	2-5	1-2	0-0	0-2-2	4	7	1	0	0	5	
D22	• Vanderbilt	22	0-2	0-2	2-2	1-0-1	0	2	1	0	0	2	
D29	• Wisconsin	27	2-3	1-1	1-2	0-0-0	1	4	1	0	0	6	
J2	• Iowa	23	0-4	0-2	1-2	1-3-4	0	3	2	0	0	1	
J7	Michigan	19	3-4	2-2	0-1	0-1-1	1	2	0	0	1	8	
J10	Illinois	24	4-10	2-4	2-2	1-0-1	3	4	0	0	2	12	
J13	Penn State	17	0-2	0-2	2-2	0-1-1	3	2	0	0	1	2	
J18	Rutgers	19	2-3	1-2	2-2	0-2-2	1	2	0	0	1	7	
J21	Ohio State	23	2-3	2-3	6-6	0-1-1	2	1	0	0	3	12	
J24	Iowa	27	6-10	4-7	0-0	2-1-3	4	3	1	0	0	16	
J27	• Minnesota	25	0-3	0-3	1-2	0-2-2	1	1	0	0	0	1	
J30	• Nebraska	33	1-3	0-0	4-4	1-1-2	1	7	0	0	0	6	
F6	• Maryland	21	0-3	0-2	0-0	1-1-2	3	2	0	0	0	0	
F9	• Michigan State	30	2-3	0-0	0-0	0-3-3	1	3	0	0	0	4	
F13	• Michigan	24	1-1	1-1	0-0	0-2-2	5	0	0	0	1	3	
F16	• Northwestern	15	1-3	0-1	0-0	1-0-1	0	2	0	0	0	2	
F20	• Indiana	31	4-8	3-7	0-0	0-1-1	2	4	3	0	1	11	
F27	• Maryland	24	1-3	0-1	0-0	2-1-3	1	4	1	0	0	2	
M1	• Nebraska	13	0-2	0-1	0-0	1-2-3	0	1	1	0	1	0	
M6	• Wisconsin	32	6-8	6-8	4-5	1-1-2	1	4	3	0	0	22	
M11	• Illinois	18	1-2	1-2	0-0	0-0-0	2	0	0	0	0	3	
M12	• Michigan	26	2-4	0-1	2-2	0-1-1	3	4	0	0	0	6	
M13	Michigan State												

#11 Stephen Toyra Senior Guard Lafayette, Ind.													
Date	Opponent	Min.	FG	3FG	FT	O-D-T	PF	A	TO	B	S	Pts.	
N13	North Carolina A&T	4	0-1	0-1	0-0	1-0-1	1	0	1	0	0	0	
N15	Vermont	3	0-0	0-0	0-0	0-0-0	1	0	0	0	0	0	
N18	Incarnate Word	3	1-1	0-0	2-2	0-1-1	2	0	2	0	0	4	
N21	Old Dominion					-- DID NOT PLAY --							
N22	Florida					-- DID NOT PLAY --							
N28	Lehigh	2	0-0	0-0	0-0	0-0-0	0	0	0	0	0	0	
D1	Pittsburgh					-- DID NOT PLAY --							
D5	New Mexico					-- DID NOT PLAY --							
D7	IUPUI	2	0-0	0-0	0-0	0-0-0	0	0	0	0	0	0	
D9	Howard	2	0-0	0-0	2-2	0-1-1	0	1	0	0	0	2	
D12	Youngstown State	2	0-0	0-0	0-0	0-0-0	0	0	1	0	0	0	
D19	Butler					-- DID NOT PLAY --							
D22	Vanderbilt					-- DID NOT PLAY --							
D29	Wisconsin					-- DID NOT PLAY --							
J2	Iowa					-- DID NOT PLAY --							
J7	Michigan					-- DID NOT PLAY --							
J10	Illinois					-- DID NOT PLAY --							
J13	Penn State					-- DID NOT PLAY --							
J18	Rutgers	4	0-0	0-0	0-1	0-0-0	1	2	1	0	0	0	
J21	Ohio State					-- DID NOT PLAY --							
J24	Iowa					-- DID NOT PLAY --							
J27	Minnesota					-- DID NOT PLAY --							
J30	Nebraska					-- DID NOT PLAY --							
F6	Maryland					-- DID NOT PLAY --							
F9	Michigan State					-- DID NOT PLAY --							
F13	Michigan					-- DID NOT PLAY --							
F16	Northwestern					-- DID NOT PLAY --							
F20	Indiana					-- DID NOT PLAY --							
F27	Maryland					-- DID NOT PLAY --							
M1	Nebraska	1	0-0	0-0	0-0	0-0-0	0	0	0	0	0	0	
M6	Wisconsin	0+	0-0	0-0	0-0	0-0-0	0	0	0	0	0	0	
M11	Illinois	3	1-2	0-1	0-0	0-1-1	0	1	0	0	0	2	
M12	Michigan					-- DID NOT PLAY --							
M13	Michigan State												

#12	Vince Edwards	Sophomore	Forward	Middletown, Ohio									
Date	Opponent	Min.	FG	3FG	FT	O-D-T	PF	A	TO	B	S	Pts.	
N13	• North Carolina A&T	24	3-8	1-3	4-6	1-4-5	2	4	2	1	0	11	
N15	• Vermont	21	5-7	4-5	0-0	0-4-4	3	4	0	0	0	14	
N18	• Incarnate Word	25	5-7	1-3	2-2	2-4-6	2	2	2	3	0	13	
N21	• Old Dominion	23	1-5	0-2	0-0	2-4-6	2	0	2	0	1	2	
N22	• Florida	31	5-6	2-3	2-2	2-2-4	3	3	0	0	0	14	
N28	• Lehigh	32	4-9	0-3	1-1	3-7-10	1	7	1	0	0	9	
D1	• Pittsburgh	26	3-6	2-4	1-2	2-1-3	4	6	1	0	1	9	
D5	• New Mexico	31	2-11	0-5	1-2	2-6-8	3	2	6	0	0	5	
D7	• IUPUI	25	4-9	1-3	1-2	2-2-4	2	4	0	0	2	10	
D9	• Howard	18	3-6	1-3	0-0	0-2-2	1	4	2	1	0	7	
D12	• Youngstown State	21	4-6	1-1	0-0	1-4-5	2	5	1	1	0	9	
D19	• Butler	22	2-9	1-5	4-5	0-3-3	2	2	1	1	0	9	
D22	• Vanderbilt	17	1-6	0-2	2-2	2-3-5	2	0	0	0	1	4	
D29	• Wisconsin	29	3-7	1-2	1-1	0-4-4	2	0	2	0	0	8	
J2	• Iowa	20	2-3	1-1	2-2	1-4-5	3	3	1	1	0	7	
J7	• Michigan	25	3-8	1-2	4-4	0-7-7	4	3	1	1	2	11	
J10	• Illinois	16	3-8	0-0	2-2	2-2-4	4	1	1	0	0	8	
J13	• Penn State	29	6-8	4-4	3-4	4-1-5	1	0	0	0	1	19	
J18	• Rutgers	19	6-10	0-1	0-0	5-3-8	1	3	0	0	1	12	
J21	• Ohio State	29	4-13	0-5	4-4	3-4-7	2	2	3	0	1	12	
J24	• Iowa	33	8-14	2-2	1-1	1-7-8	3	2	2	0	3	19	
J27	• Minnesota	39	8-15	4-7	4-4	4-4-8	1	4	5	0	2	24	
J30	• Nebraska	32	2-11	1-3	0-0	2-1-3	2	6	3	0	0	5	
F6	• Maryland	35	4-12	1-6	0-0	1-2-3	1	7	2	1	0	9	
F9	• Michigan State	36	1-4	0-3	7-9	2-2-4	3	3	3	1	0	9	
F13	• Michigan	28	1-9	0-1	3-4	4-6-10	1	3	1	0	0	5	
F16	• Northwestern	29	4-8	0-0	1-2	5-1-6	2	0	1	0	0	9	
F20	• Indiana	27	4-6	3-3	1-2	0-4-4	2	4	2	0	0	12	
F27	• Maryland	30	3-9	0-2	5-6	2-5-7	3	2	3	0	0	11	
M1	• Nebraska	33	8-12	2-4	2-2	1-2-3	3	2	3	0	1	20	
M6	• Wisconsin	33	4-9	3-5	0-0	1-3-4	1	6	0	0	1	11	
M11	• Illinois	17	5-7	4-5	0-0	1-1-2	3	4	2	0	0	14	
M12	• Michigan	31	5-7	2-2	1-2	1-5-6	1	1	1	0	1	13	
M13	Michigan State												

MARCH 13, 2016 VS. MICHIGAN STATE | BIG TEN CHAMPIONSHIP | PURDUE GAME NOTES

#14 | Ryan Cline | Freshman | Guard | Carmel, Ind.

Date	Opponent	Min.	FG	3FG	FT	O-D-T	PF	A	TO	B	S	Pts.
N13	North Carolina A&T	17	4-7	4-6	1-2	0-0-0	3	2	0	0	0	13
N15	Vermont	17	3-7	3-7	0-0	0-1-1	3	3	0	0	0	9
N18	Incarnate Word	17	1-5	1-4	0-0	0-6-6	1	2	1	1	0	3
N21	Old Dominion	6	0-1	0-0	0-0	0-0-0	0	0	0	0	0	0
N22	Florida	3	0-0	0-0	0-0	0-0-0	1	0	0	0	0	0
N28	Lehigh	14	0-2	0-2	0-0	0-1-1	1	2	1	0	1	0
D1	Pittsburgh	15	4-6	4-6	0-0	0-0-0	1	0	0	0	0	12
D5	New Mexico	17	1-4	1-4	0-0	1-2-3	3	1	1	0	0	3
D7	IUPUI	18	1-4	1-2	0-0	0-1-1	2	2	2	0	0	3
D9	Howard	19	3-8	2-7	0-0	0-2-2	3	3	0	0	0	8
D12	Youngstown State	21	1-3	1-3	0-0	0-0-0	1	4	0	0	0	3
D19	Butler	9	0-2	0-2	0-0	0-0-0	0	0	0	0	0	0
D22	Vanderbilt	13	1-3	1-3	0-0	0-2-2	0	3	0	0	1	3
D29	Wisconsin	8	0-2	0-2	0-0	0-2-2	2	0	1	0	0	0
J2	Iowa	7	1-2	1-2	0-0	0-0-0	1	1	0	0	0	3
J7	Michigan	11	0-1	0-1	0-0	0-1-1	3	3	0	0	1	0
J10	Illinois	18	1-5	1-5	0-1	0-1-1	3	2	1	0	0	3
J13	Penn State	10	1-5	1-5	0-0	0-1-1	0	2	0	0	0	3
J18	Rutgers	20	3-6	3-5	0-1	0-2-2	0	0	0	0	0	9
J21	Ohio State	8	1-3	1-2	0-0	0-0-0	1	1	0	0	0	3
J24	Iowa	20	2-9	2-7	0-0	0-3-3	2	1	0	0	1	6
J27	Minnesota	15	0-2	0-1	2-3	0-2-2	3	2	0	0	1	2
J30	Nebraska	12	2-3	2-3	0-0	0-0-0	0	0	1	0	0	6
F6	Maryland	8	0-2	0-2	0-0	0-0-0	0	1	0	0	0	0
F9	Michigan State	14	1-1	1-1	0-0	0-2-2	0	2	0	0	0	3
F13	Michigan	20	3-6	3-6	0-0	0-2-2	2	0	0	0	0	9
F16	Northwestern	18	3-6	3-6	2-2	0-4-4	4	0	1	0	0	11
F20	Indiana	18	1-3	1-3	0-0	0-1-1	0	2	1	0	0	3
F27	Maryland	4	0-0	0-0	0-0	0-0-0	0	0	0	0	0	0
M1	Nebraska	14	2-2	2-2	1-2	0-0-0	1	2	0	0	0	7
M6	Wisconsin	7	0-0	0-0	0-0	0-1-1	0	0	0	0	0	0
M11	Illinois	20	2-5	2-5	0-0	0-2-2	0	2	1	0	1	6
M12	Michigan	13	1-4	1-3	0-0	0-0-0	0	1	0	0	1	3
M13	Michigan State											

#20 | A.J. Hammons | Senior | Center | Gary, Ind.

Date	Opponent	Min.	FG	3FG	FT	O-D-T	PF	A	TO	B	S	Pts.
N13	North Carolina A&T					-- DID NOT PLAY --						
N15	Vermont					-- DID NOT PLAY --						
N18	Incarnate Word	15	3-5	0-0	2-2	2-4-6	2	1	1	3	0	8
N21	Old Dominion	19	8-13	0-0	2-3	3-3-6	1	0	2	1	0	18
N22	Florida	19	3-5	1-1	0-0	1-6-7	3	2	2	3	0	7
N28	Lehigh	20	2-6	0-0	0-0	0-7-7	2	1	2	4	0	4
D1	Pittsburgh	31	10-15	2-2	2-3	5-7-12	3	1	2	0	1	24
D5	New Mexico	19	7-10	0-0	2-3	3-8-11	2	0	3	3	0	16
D7	IUPUI	21	6-6	0-0	2-2	0-4-4	1	0	1	2	1	14
D9	Howard	20	3-7	0-0	1-1	3-6-9	1	0	1	1	0	7
D12	Youngstown State	21	6-10	0-0	3-7	4-7-11	1	1	2	3	1	15
D19	Butler	21	4-6	0-0	4-4	3-4-7	2	0	2	5	0	12
D22	Vanderbilt	28	9-16	0-0	3-4	4-6-10	4	0	2	7	0	21
D29	Wisconsin	28	9-14	0-0	6-6	1-6-7	2	1	5	2	1	24
J2	Iowa	25	5-6	0-0	1-2	1-6-7	4	2	1	1	0	11
J7	•Michigan	29	7-10	1-1	2-3	2-3-5	0	3	2	4	0	17
J10	•Illinois	22	3-5	0-1	4-5	2-6-8	2	1	2	1	0	10
J13	•Penn State	26	6-11	0-0	1-6	2-5-7	2	2	3	2	1	13
J18	•Rutgers	14	2-8	0-1	2-2	4-5-9	1	0	0	1	0	6
J21	•Ohio State	29	6-13	0-0	4-5	3-5-8	3	1	0	2	0	16
J24	•Iowa	25	3-7	0-0	4-6	3-3-6	2	0	3	1	0	10
J27	•Minnesota	31	7-14	0-0	2-2	2-6-8	4	0	5	3	0	16
J30	•Nebraska	29	14-17	0-0	4-4	3-8-11	1	5	2	4	1	32
F6	•Maryland	29	9-16	0-2	0-0	2-8-10	4	0	1	0	1	18
F9	•Michigan State	32	6-13	0-0	7-9	7-6-13	3	3	3	8	0	19
F13	•Michigan	24	4-11	0-0	2-5	0-4-4	4	1	3	3	0	10
F16	•Northwestern	30	5-10	0-0	8-11	5-7-12	2	2	4	1	0	18
F20	•Indiana	16	6-9	0-0	1-1	1-0-1	4	0	3	2	0	13
F27	•Maryland	23	7-10	2-2	3-5	3-4-7	3	1	2	2	1	19
M1	•Nebraska	24	7-10	0-0	2-2	1-5-6	3	0	0	3	0	16
M6	•Wisconsin	25	7-10	0-0	2-5	2-6-8	4	2	1	2	0	16
M11	•Illinois	17	5-6	0-0	0-0	1-7-8	3	2	1	0	0	10
M12	•Michigan	31	11-17	0-1	5-7	0-11-11	1	0	2	3	1	27
M13	Michigan State											

#21 | Kendall Stephens | Junior | Guard | St. Charles, Ill.

Date	Opponent	Min.	FG	3FG	FT	O-D-T	PF	A	TO	B	S	Pts.
N13	North Carolina A&T	17	5-11	4-10	0-0	0-1-1	3	0	1	1	0	14
N15	Vermont	19	3-8	3-8	2-4	0-1-1	2	1	0	0	0	11
N18	Incarnate Word	15	4-4	3-3	1-2	0-2-2	3	0	2	0	1	12
N21	Old Dominion	19	4-12	4-11	0-0	0-2-2	0	1	0	0	0	12
N22	Florida	12	0-7	0-6	0-1	1-3-4	0	0	0	0	0	0
N28	Lehigh	16	2-9	1-6	0-0	1-0-1	2	1	2	1	0	5
D1	Pittsburgh	28	1-9	1-9	1-2	0-1-1	2	5	0	0	0	4
D5	New Mexico	14	2-6	2-6	0-0	0-1-1	1	1	0	0	1	6
D7	IUPUI	19	4-7	3-6	2-2	0-2-2	2	2	1	2	4	13
D9	Howard	16	5-10	4-9	0-0	1-2-3	1	1	0	0	0	14
D12	Youngstown State	14	3-6	3-6	0-0	0-0-0	3	0	0	0	1	9
D19	Butler	21	2-5	2-5	1-2	0-1-1	3	0	2	0	0	7
D22	Vanderbilt	19	0-7	0-6	1-2	1-1-2	1	0	0	0	0	1
D29	Wisconsin	10	1-4	0-1	0-0	0-1-1	0	0	1	0	1	2
J2	Iowa	13	4-9	2-6	2-3	0-0-0	0	1	0	0	1	12
J7	Michigan	12	2-3	1-2	0-0	0-1-1	0	2	0	0	0	5
J10	Illinois	23	3-8	2-7	0-0	0-2-2	0	1	1	0	0	8
J13	Penn State	9	0-1	0-1	0-0	0-0-0	1	1	0	0	0	0
J18	Rutgers	16	2-6	2-6	2-2	1-1-2	2	2	0	0	1	8
J21	Ohio State	5	0-1	0-1	0-0	0-0-0	1	1	0	0	0	0
J24	Iowa					-- DID NOT PLAY --						
J27	Minnesota					-- DID NOT PLAY --						
J30	Nebraska					-- DID NOT PLAY --						
F6	Maryland					-- DID NOT PLAY --						
F9	Michigan State	3	0-1	0-1	0-0	0-0-0	0	0	1	0	0	0
F13	Michigan					-- DID NOT PLAY --						
F16	Northwestern	4	0-1	0-0	0-0	0-0-0	0	0	0	0	0	0
F20	Indiana	4	0-1	0-1	0-0	0-1-1	0	1	0	0	0	0
F27	Maryland					-- DID NOT PLAY --						
M1	Nebraska					-- DID NOT PLAY --						
M6	Wisconsin					-- DID NOT PLAY --						
M11	Illinois	12	1-4	1-3	0-0	0-1-1	1	0	1	0	0	3
M12	Michigan					-- DID NOT PLAY --						
M13	Michigan State											

#23 | Jacquil Taylor | RS-Freshman | Forward | Cambridge, Mass.

Date	Opponent	Min.	FG	3FG	FT	O-D-T	PF	A	TO	B	S	Pts.
N13	North Carolina A&T	5	0-1	0-0	1-3	1-1-2	1	0	1	2	0	1
N15	Vermont	5	1-2	0-0	0-0	1-0-1	2	0	0	0	1	2
N18	Incarnate Word	5	0-0	0-0	0-0	0-0-0	0	0	1	0	0	0
N21	Old Dominion	2	0-2	0-0	0-0	1-0-1	1	0	1	0	0	0
N22	Florida				-- DID NOT PLAY --							
N28	Lehigh	2	1-1	0-0	0-0	1-1-2	1	1	0	0	0	2
D1	Pittsburgh				-- DID NOT PLAY --							
D5	New Mexico				-- DID NOT PLAY --							
D7	IUPUI	4	0-1	0-1	0-0	0-0-0	2	1	1	0	0	0
D9	Howard	10	2-2	0-0	1-4	1-1-2	4	0	0	1	1	5
D12	Youngstown State	2	0-0	0-0	0-0	0-0-0	0	0	0	0	0	0
D19	Butler				-- DID NOT PLAY --							
D22	Vanderbilt				-- DID NOT PLAY --							
D29	Wisconsin				-- DID NOT PLAY --							
J2	Iowa				-- DID NOT PLAY --							
J7	Michigan				-- DID NOT PLAY --							
J10	Illinois				-- DID NOT PLAY --							
J13	Penn State				-- DID NOT PLAY --							
J18	Rutgers	14	4-6	2-3	2-2	3-7-10	1	1	0	1	0	12
J21	Ohio State				-- DID NOT PLAY --							
J24	Iowa				-- DID NOT PLAY --							
J27	Minnesota				-- DID NOT PLAY --							
J30	Nebraska				-- DID NOT PLAY --							
F6	Maryland				-- DID NOT PLAY --							
F9	Michigan State	1	0-0	0-0	0-0	0-0-0	0	0	0	0	0	0
F13	Michigan				-- DID NOT PLAY --							
F16	Northwestern				-- DID NOT PLAY --							
F20	Indiana				-- DID NOT PLAY --							
F27	Maryland				-- DID NOT PLAY --							
M1	Nebraska				-- DID NOT PLAY --							
M6	Wisconsin	0+	0-0	0-0	0-0	0-0-0	0	0	0	0	0	0
M11	Illinois	9	1-3	0-1	0-0	0-1-1	2	0	1	0	0	2
M12	Michigan	1	0-0	0-0	0-0	1-0-1	0	0	0	0	0	0
M13	Michigan State											

PURDUE GAME NOTES | BIG TEN CHAMPIONSHIP | MARCH 13, 2016 VS. MICHIGAN STATE

#24 Grady Eifert Freshman Forward Fort Wayne, Ind.													
Date	Opponent	Min.	FG	3FG	FT	O-D-T	PF	A	TO	B	S	Pts.	
N13	North Carolina A&T	4	0-0	0-0	0-2	1-0-1	0	0	0	0	0	0	
N15	Vermont	3	0-2	0-1	0-0	0-0-0	0	0	0	0	1	0	
N18	Incarnate Word	4	0-1	0-0	2-2	1-0-1	0	0	1	0	0	2	
N21	Old Dominion				-- DID NOT PLAY --								
N22	Florida				-- DID NOT PLAY --								
N28	Lehigh	2	0-0	0-0	0-0	0-0-0	0	0	0	0	0	0	
D1	Pittsburgh				-- DID NOT PLAY --								
D5	New Mexico				-- DID NOT PLAY --								
D7	IUPUI	2	0-0	0-0	0-0	0-0-0	0	0	0	0	0	0	
D9	Howard	2	0-1	0-0	0-0	0-0-0	1	0	0	0	0	0	
D12	Youngstown State	2	2-2	0-0	1-1	1-2-3	0	0	0	0	0	5	
D19	Butler				-- DID NOT PLAY --								
D22	Vanderbilt				-- DID NOT PLAY --								
D29	Wisconsin				-- DID NOT PLAY --								
J2	Iowa				-- DID NOT PLAY --								
J7	Michigan				-- DID NOT PLAY --								
J10	Illinois				-- DID NOT PLAY --								
J13	Penn State				-- DID NOT PLAY --								
J18	Rutgers	4	0-1	0-0	0-0	0-1-1	0	0	1	0	0	0	
J21	Ohio State				-- DID NOT PLAY --								
J24	Iowa				-- DID NOT PLAY --								
J27	Minnesota				-- DID NOT PLAY --								
J30	Nebraska				-- DID NOT PLAY --								
F6	Maryland				-- DID NOT PLAY --								
F9	Michigan State				-- DID NOT PLAY --								
F13	Michigan				-- DID NOT PLAY --								
F16	Northwestern				-- DID NOT PLAY --								
F20	Indiana				-- DID NOT PLAY --								
F27	Maryland				-- DID NOT PLAY --								
M1	Nebraska	1	0-0	0-0	0-0	0-0-0	0	0	0	0	0	0	
M6	Wisconsin	0+	0-0	0-0	0-0	0-0-0	0	0	0	0	0	0	
M11	Illinois	3	0-0	0-0	0-0	2-0-2	0	0	0	0	0	0	
M12	Michigan				-- DID NOT PLAY --								
M13	Michigan State												

#31 Dakota Mathias Sophomore Guard Elida, Ohio													
Date	Opponent	Min.	FG	3FG	FT	O-D-T	PF	A	TO	B	S	Pts.	
N13	North Carolina A&T	21	0-1	0-1	0-0	0-3-3	2	3	2	0	0	0	
N15	Vermont	20	5-8	5-7	2-2	0-2-2	2	2	0	0	0	17	
N18	Incarnate Word	15	1-5	0-4	0-0	0-3-3	2	5	0	0	0	2	
N21	Old Dominion	15	2-4	2-3	0-0	0-2-2	1	2	0	0	1	6	
N22	Florida	15	2-3	2-3	0-0	0-0-0	2	2	0	0	0	6	
N28	Lehigh	23	1-6	1-3	0-0	0-2-2	2	1	2	0	0	3	
D1	• Pittsburgh	18	1-5	1-4	3-3	0-3-3	3	1	0	0	0	6	
D5	• New Mexico	30	0-5	0-3	2-2	0-2-2	1	0	0	0	0	2	
D7	• IUPUI	22	1-7	0-4	0-0	0-3-3	1	1	1	0	0	2	
D9	Howard	16	1-4	1-4	2-2	0-1-1	0	3	0	0	0	5	
D12	Youngstown State	20	2-4	2-3	0-0	0-5-5	0	3	0	0	0	6	
D19	Butler	10	0-3	0-3	0-0	0-1-1	3	0	0	0	1	0	
D22	Vanderbilt	17	1-3	0-1	1-2	1-2-3	1	4	1	0	0	3	
D29	Wisconsin	15	2-3	2-3	0-0	0-1-1	0	2	1	0	0	6	
J2	Iowa	30	3-8	3-8	0-0	0-5-5	2	3	2	1	2	9	
J7	Michigan	21	2-3	2-3	0-0	0-3-3	1	4	1	0	0	6	
J10	Illinois	21	3-5	0-1	1-1	0-2-2	3	3	1	0	1	7	
J13	Penn State	20	2-3	2-3	0-0	0-5-5	1	4	0	0	0	6	
J18	Rutgers	17	4-8	2-6	2-2	0-1-1	0	2	0	0	0	12	
J21	Ohio State	14	0-1	0-1	0-0	0-0-0	2	3	0	0	0	0	
J24	Iowa	17	2-5	0-3	0-0	0-0-0	2	2	2	0	1	4	
J27	• Minnesota	25	2-7	1-3	0-0	0-4-4	3	2	1	0	0	5	
J30	Nebraska	9	1-1	0-0	0-0	0-1-1	3	0	0	0	0	2	
F6	Maryland	15	3-6	2-5	0-0	0-2-2	0	0	2	0	1	8	
F9	Michigan State	14	1-1	1-1	0-0	0-0-0	0	0	0	0	0	3	
F13	Michigan	11	0-0	0-0	0-0	0-1-1	0	1	0	0	0	0	
F16	Northwestern	13	1-5	0-2	0-0	1-1-2	1	2	0	0	1	2	
F20	Indiana	14	2-3	2-2	0-0	0-2-2	2	3	0	0	0	6	
F27	Maryland	27	7-10	3-6	0-0	0-1-1	2	4	2	0	1	17	
M1	Nebraska	25	3-7	2-5	3-4	0-4-4	3	6	0	1	1	11	
M6	Wisconsin	26	0-2	0-1	0-0	0-3-3	0	3	0	0	1	0	
M11	Illinois	20	4-5	3-4	0-0	0-2-2	2	4	1	0	0	11	
M12	Michigan	20	1-5	1-4	0-0	0-2-2	1	1	1	0	0	3	
M13	Michigan State												

#35 Rapheal Davis Senior Guard Fort Wayne, Ind.													
Date	Opponent	Min.	FG	3FG	FT	O-D-T	PF	A	TO	B	S	Pts.	
N13	• North Carolina A&T	23	6-10	1-3	1-2	0-2-2	1	3	2	0	1	14	
N15	• Vermont	26	5-7	1-1	1-1	1-2-3	3	5	2	2	0	12	
N18	• Incarnate Word	19	6-8	2-2	0-0	0-1-1	0	3	1	0	2	14	
N21	• Old Dominion	30	0-4	0-2	0-0	1-5-6	2	2	1	0	0	0	
N22	• Florida	36	4-10	2-5	8-8	3-2-5	0	0	3	0	0	18	
N28	Lehigh				-- DID NOT PLAY --								
D1	Pittsburgh				-- DID NOT PLAY --								
D5	New Mexico				-- DID NOT PLAY --								
D7	IUPUI				-- DID NOT PLAY --								
D9	• Howard	18	4-8	2-4	0-0	0-3-3	1	2	0	0	0	10	
D12	• Youngstown State	23	4-8	3-5	2-4	0-3-3	1	1	2	1	0	13	
D19	• Butler	26	0-3	0-1	2-3	0-2-2	4	3	1	2	0	2	
D22	• Vanderbilt	25	3-7	1-4	7-8	0-5-5	0	1	2	0	0	14	
D29	• Wisconsin	31	2-5	1-1	2-2	1-5-6	2	2	1	0	1	7	
J2	• Iowa	28	1-7	1-5	1-2	1-0-1	2	0	4	1	1	4	
J7	• Michigan	32	4-9	2-5	6-6	1-4-5	0	6	1	1	0	16	
J10	• Illinois	21	0-3	0-2	0-0	2-1-3	5	0	1	0	0	0	
J13	• Penn State	28	1-5	0-3	0-0	0-3-3	0	1	2	0	2	2	
J18	• Rutgers	16	5-12	1-4	0-0	0-0-0	2	1	0	0	0	11	
J21	• Ohio State	34	1-6	0-2	2-3	2-3-5	2	2	0	0	1	4	
J24	• Iowa	31	2-7	1-2	1-3	2-2-4	4	3	4	0	2	6	
J27	• Minnesota	34	5-8	0-2	0-0	1-7-8	3	2	1	1	0	10	
J30	• Nebraska	38	5-8	4-5	3-5	1-5-6	2	2	2	0	0	17	
F6	• Maryland	33	3-8	0-3	2-3	0-4-4	4	2	0	0	1	8	
F9	• Michigan State	43	8-22	6-8	2-5	2-5-7	2	2	1	2	2	24	
F13	• Michigan	34	1-5	0-2	2-3	0-4-4	2	2	2	0	0	4	
F16	• Northwestern	36	1-3	0-1	0-0	0-2-2	1	1	1	0	0	2	
F20	• Indiana	34	0-4	0-2	0-0	1-4-5	2	3	1	0	0	0	
F27	• Maryland	36	3-11	1-3	4-6	2-5-7	2	0	2	0	0	11	
M1	• Nebraska	29	1-4	1-2	0-1	1-4-5	2	2	1	1	0	3	
M6	• Wisconsin	30	1-3	0-1	3-4	0-2-2	4	3	2	0	0	5	
M11	• Illinois	24	2-7	1-4	4-4	0-4-4	0	5	0	1	0	9	
M12	• Michigan	29	2-5	0-1	2-2	0-5-5	1	6	0	1	0	6	
M13	Michigan State												

#44	Isaac Haas	Sophomore	Center	Hokes Bluff, Ala.									
Date	Opponent	Min.	FG	3FG	FT	O-D-T	PF	A	TO	B	S	Pts.	
N13	• North Carolina A&T	22	3-5	0-0	6-7	5-5-10	1	2	1	3	0	12	
N15	• Vermont	19	6-7	0-0	4-9	1-1-2	2	1	1	2	1	16	
N18	• Incarnate Word	19	5-7	0-0	7-8	4-8-12	0	1	2	4	0	17	
N21	• Old Dominion	19	4-5	0-0	2-2	1-7-8	1	0	0	2	1	10	
N22	• Florida	15	5-6	0-0	1-2	0-2-2	2	0	0	1	0	11	
N28	• Lehigh	20	8-11	0-0	8-10	2-3-5	2	0	0	2	0	24	
D1	• Pittsburgh	9	2-4	0-0	2-2	1-1-2	3	0	4	0	0	6	
D5	• New Mexico	21	6-12	0-0	9-13	3-3-6	1	0	1	1	0	21	
D7	• IUPUI	17	3-6	0-0	4-6	0-2-2	1	2	1	3	1	10	
D9	• Howard	18	4-9	0-0	1-1	1-2-3	3	1	1	0	0	9	
D12	• Youngstown State	18	4-7	0-0	5-6	1-5-6	2	1	0	0	0	13	
D19	• Butler	16	2-7	0-0	0-0	0-7-7	3	0	1	1	0	4	
D22	• Vanderbilt	11	2-6	0-0	2-3	3-2-5	1	0	3	1	0	6	
D29	• Wisconsin	10	2-6	0-0	2-3	2-1-3	2	1	2	0	0	6	
J2	• Iowa	15	3-4	0-0	0-0	3-3-6	1	0	1	1	0	6	
J7	Michigan	10	3-5	0-0	1-1	1-2-3	0	1	0	0	0	7	
J10	Illinois	15	3-8	0-0	0-0	1-2-3	1	0	1	0	0	6	
J13	Penn State	14	5-6	0-0	4-5	0-2-2	2	0	2	1	0	14	
J18	Rutgers	17	3-7	0-0	3-6	0-2-2	2	1	0	0	0	9	
J21	Ohio State	11	4-5	0-0	2-5	1-0-1	1	1	1	1	0	10	
J24	Iowa	8	0-1	0-0	1-4	1-1-2	2	0	1	0	0	1	
J27	Minnesota	9	1-4	0-0	1-2	1-2-3	2	0	1	1	0	3	
J30	Nebraska	12	5-6	0-0	3-3	0-1-1	1	1	1	1	0	13	
F6	Maryland	15	5-10	0-0	0-0	1-0-1	2	0	1	0	1	10	
F9	Michigan State	13	1-2	0-0	4-4	1-3-4	2	1	1	0	0	6	
F13	Michigan	16	5-10	0-0	1-2	1-4-5	1	0	0	0	0	10	
F16	Northwestern	10	2-4	0-0	4-5	1-3-4	3	0	1	0	0	8	
F20	Indiana	19	4-5	0-0	4-4	0-2-0	0	0	1	0	0	12	
F27	Maryland	12	4-7	0-0	1-1	2-1-3	2	0	1	0	0	9	
M1	Nebraska	14	3-4	0-0	2-2	0-4-4	3	1	1	0	0	8	
M6	Wisconsin	9	3-3	0-0	0-0	0-1-1	2	0	2	0	0	6	
M11	Illinois	18	8-9	0-0	0-2	1-2-3	2	0	2	1	0	16	
M12	Michigan	9	4-7	0-0	3-4	0-2-2	1	0	1	0	0	11	
M13	Michigan State												

MARCH 13, 2016 VS. MICHIGAN STATE | BIG TEN CHAMPIONSHIP | PURDUE GAME NOTES

#50 | Caleb Swanigan | Freshman | Forward | Fort Wayne, Ind.

Date	Opponent	Min.	FG	3FG	FT	O-D-T	PF	A	TO	B	S	Pts.
N13	• North Carolina A&T	27	2-5	1-3	6-6	1-10-11	2	2	2	0	1	11
N15	• Vermont	26	5-10	2-4	2-5	2-11-13	3	2	2	0	0	14
N18	• Incarnate Word	25	4-8	1-4	1-2	2-4-6	3	3	6	1	0	10
N21	• Old Dominion	27	2-7	0-2	0-1	2-5-7	2	0	5	1	0	4
N22	• Florida	27	5-12	1-2	1-3	3-3-6	1	3	5	0	1	12
N28	• Lehigh	29	3-11	1-4	0-0	2-10-12	4	1	3	0	0	7
D1	• Pittsburgh	34	1-6	0-1	2-2	1-7-8	3	2	1	0	0	4
D5	• New Mexico	23	1-6	0-1	0-0	1-6-7	4	4	4	0	2	2
D7	• IUPUI	27	3-5	1-3	4-4	1-13-14	1	4	2	1	0	11
D9	• Howard	24	7-10	2-3	3-4	4-8-12	2	3	1	0	0	19
D12	• Youngstown State	30	5-11	0-3	5-6	1-4-5	2	6	3	0	1	15
D19	• Butler	32	10-14	3-4	2-2	3-8-11	1	0	7	0	2	25
D22	• Vanderbilt	28	4-7	0-1	5-6	1-7-8	3	2	1	0	0	13
D29	• Wisconsin	29	0-5	0-3	0-0	2-7-9	0	1	1	0	0	0
J2	• Iowa	22	3-10	0-0	0-2	3-2-5	2	2	3	0	0	6
J7	• Michigan	22	3-6	0-1	1-2	1-6-7	2	0	3	0	0	7
J10	• Illinois	25	5-6	2-2	0-0	1-5-6	3	2	5	0	0	12
J13	• Penn State	22	5-12	1-3	2-2	1-8-9	3	0	5	0	1	13
J18	• Rutgers	21	5-7	0-1	2-3	4-9-13	0	2	1	0	0	12
J21	• Ohio State	29	2-10	1-3	5-6	3-7-10	4	0	2	1	0	10
J24	• Iowa	25	2-9	0-2	1-1	1-7-8	4	2	1	1	0	5
J27	Minnesota	-- DID NOT PLAY --										
J30	• Nebraska	25	2-5	0-1	2-2	2-10-12	2	5	3	0	0	6
F6	• Maryland	24	4-10	0-5	0-0	0-7-7	2	1	1	0	0	8
F9	• Michigan State	24	4-10	0-2	0-0	1-3-4	4	0	6	0	0	8
F13	• Michigan	25	6-9	2-2	0-0	0-4-4	2	1	2	0	0	14
F16	• Northwestern	19	2-9	0-1	0-0	3-4-7	0	1	1	0	0	4
F20	• Indiana	28	5-6	0-1	4-9	1-7-8	2	1	1	0	0	14
F27	• Maryland	26	4-8	1-3	1-2	2-4-6	2	4	2	0	0	10
M1	• Nebraska	21	5-9	0-0	0-0	0-4-4	2	2	2	1	0	10
M6	• Wisconsin	27	6-7	1-2	14-17	0-8-8	2	1	1	0	0	27
M11	• Illinois	22	5-10	1-2	0-2	2-10-12	2	1	0	1	1	11
M12	• Michigan	27	3-6	0-0	1-1	2-6-8	2	3	4	0	1	7
M13	Michigan State											

Purdue Team Game-by-Game

Date	Opponent	Min.	FG	3FG	FT	O-D-T	PF	A	TO	B	S	Pts.
N13	North Carolina A&T	200	24-53	12-31	21-32	12-37-49	22	21	13	8	4	81
N15	Vermont	200	36-65	18-36	17-27	8-25-33	24	24	5	4	7	107
N18	Incarnate Word	200	34-57	9-21	19-22	12-44-56	17	23	22	13	7	96
N21	Old Dominion	200	23-56	6-20	9-12	13-33-46	12	8	12	4	4	61
N22	Florida	200	30-60	11-26	14-20	12-31-43	14	15	13	4	3	85
N28	Lehigh	200	26-60	4-19	21-25	13-37-50	17	16	12	7	1	77
D1	Pittsburgh	200	24-55	11-28	13-18	14-26-40	20	19	12	0	5	72
D5	New Mexico	200	23-62	3-21	21-28	17-34-51	20	13	19	4	8	70
D7	IUPUI	200	28-54	7-22	17-21	9-29-38	16	20	12	9	10	80
D9	Howard	200	34-68	12-31	13-17	14-31-45	18	28	6	4	5	93
D12	Youngstown State	200	33-60	10-21	19-28	8-36-44	13	26	10	6	3	95
D19	Butler	200	24-58	7-22	13-16	12-32-44	23	14	18	9	4	68
D22	Vanderbilt	200	21-58	2-19	24-31	14-29-43	14	14	11	8	5	68
D29	Wisconsin	200	22-50	6-12	12-14	8-28-35	11	12	16	2	4	61
J2	Iowa	200	23-59	8-25	9-15	13-25-38	18	17	14	5	4	63
J7	Michigan	200	30-54	9-18	18-21	6-30-36	13	26	9	7	5	87
J10	Illinois	200	27-60	7-22	9-11	10-21-31	28	15	16	1	3	70
J13	Penn State	200	27-59	8-21	13-19	14-28-42	15	15	13	4	9	74
J18	Rutgers	200	39-80	11-29	18-24	27-36-63	13	19	4	3	5	107
J21	Ohio State	200	23-59	4-17	25-31	16-22-38	21	14	6	4	5	75
J24	Iowa	200	27-64	9-23	8-15	14-27-41	24	15	17	2	8	71
J27	Minnesota	200	24-57	5-16	15-19	11-28-39	19	13	14	5	3	68
J30	Nebraska	200	33-56	7-12	16-18	10-28-38	13	27	15	5	2	89
F6	Maryland	200	28-69	3-25	2-5	9-28-37	20	17	9	1	4	61
F9	Michigan State	225	26-60	8-16	22-29	15-27-42	17	15	16	11	2	82
F13	Michigan	200	21-53	6-12	8-14	7-28-35	18	8	9	3	2	56
F16	Northwestern	200	23-60	4-13	21-28	19-26-45	14	11	9	1	2	71
F20	Indiana	200	27-46	9-19	10-16	4-24-28	16	19	13	2	1	73
F27	Maryland	200	31-60	7-17	14-20	19-22-41	17	16	15	2	3	83
M1	Nebraska	200	30-53	7-15	14-17	6-29-35	19	22	8	6	3	81
M6	Wisconsin	200	28-45	10-19	25-33	5-26-31	14	23	11	2	2	91
M11	Illinois	200	35-60	13-27	6-10	11-31-42	18	25	10	4	3	89
M12	Michigan	200	29-55	4-12	14-18	8-33-41	12	18	12	4	5	76
M13	Michigan State											

Opponent Team Game-by-Game

Date	Opponent	Min.	FG	3FG	FT	O-D-T	PF	A	TO	B	S	Pts.
N13	North Carolina A&T	200	14-58	0-15	12-18	10-24-34	29	5	13	1	5	40
N15	Vermont	200	27-56	5-16	20-24	7-25-32	25	14	17	5	1	79
N18	Incarnate Word	200	21-74	12-30	7-9	8-11-19	20	12	8	1	10	61
N21	Old Dominion	200	14-61	2-14	9-12	15-23-38	18	5	10	2	9	39
N22	Florida	200	26-65	6-20	12-18	11-23-34	19	9	7	1	8	70
N28	Lehigh	200	21-71	4-21	9-15	14-24-38	25	8	7	1	7	55
D1	Pittsburgh	200	20-57	4-19	15-20	14-21-35	21	14	10	4	5	59
D5	New Mexico	200	21-54	5-13	11-17	3-25-28	27	15	19	4	9	58
D7	IUPUI	200	20-61	7-21	6-12	13-19-32	21	11	15	1	6	53
D9	Howard	200	19-56	6-18	11-19	10-21-31	17	10	12	0	3	55
D12	Youngstown State	200	24-69	7-24	9-11	8-21-29	23	15	9	1	5	64
D19	Butler	200	27-68	4-16	16-26	15-25-40	16	14	8	6	11	74
D22	Vanderbilt	200	22-63	5-16	6-11	11-23-34	27	12	11	1	8	55
D29	Wisconsin	200	22-57	5-17	6-8	7-19-26	19	9	7	5	7	55
J2	Iowa	200	25-58	7-19	13-20	11-26-37	16	14	9	9	10	70
J7	Michigan	200	23-61	11-27	13-16	9-19-28	21	10	8	2	7	70
J10	Illinois	200	26-48	9-17	23-28	2-23-25	19	14	10	3	5	84
J13	Penn State	200	24-54	5-19	4-8	5-20-25	21	8	12	0	5	57
J18	Rutgers	200	22-58	2-16	11-18	5-18-23	18	9	7	4	2	57
J21	Ohio State	200	23-54	6-14	12-16	10-20-30	24	12	12	6	2	64
J24	Iowa	200	27-54	11-20	18-28	5-28-33	20	17	12	4	9	83
J27	Minnesota	200	26-52	1-10	11-21	4-24-28	19	18	10	6	5	64
J30	Nebraska	200	28-62	7-21	11-13	7-15-22	23	12	9	3	10	74
F6	Maryland	200	22-54	4-18	24-27	4-33-37	11	11	8	2	5	72
F9	Michigan State	225	29-76	11-28	12-15	16-23-39	26	24	9	5	5	81
F13	Michigan	200	20-55	5-20	16-22	11-28-39	15	7	6	1	5	61
F16	Northwestern	200	25-56	6-27	5-8	7-17-24	26	13	6	4	2	61
F20	Indiana	200	28-59	12-28	9-13	8-18-26	20	14	4	1	8	77
F27	Maryland	200	28-61	7-20	16-18	9-13-22	21	13	6	7	10	79
M1	Nebraska	200	24-60	3-13	11-15	10-19-29	18	7	8	1	3	62
M6	Wisconsin	200	26-60	13-29	15-20	8-14-22	23	12	6	1	6	80
M11	Illinois	200	22-56	4-18	10-16	7-17-24	9	11	7	2	4	58
M12	Michigan	200	23-61	6-25	7-12	6-20-26	15	13	8	2	6	59
M13	Michigan State											

■ Season / Career Highs

#1 - Johnny Hill

Points	
S:	15 vs. Northwestern (2-16-16)
C:	24 vs. Drake (1-12-13)
Rebounds	
S:	9 vs. Rutgers (1-18-16)
C:	9, Four Times
Assists	
S:	6, Two Times
C:	10 vs. Western Michigan (12-8-12)
Steals	
S:	3, Four Times
C:	4 vs. Morgan State (12-16-12)
Blocked Shots	
S:	1, Nine Times
C:	1, 13 Times
Field Goals Made	
S:	4, Four Times
C:	7, Three Times
Field Goal Attempts	
S:	11 vs. Northwestern (2-16-16)
C:	13 vs. Troy (1-5-15)
Three-Pointers Made	
S:	1 vs. Northwestern (2-16-16)
C:	2 vs. Georgia Southern (12-30-14)
Three-Point Attempts	
S:	2, Two Times
C:	4, Two Times
Free Throws Made	
S:	6 vs. Northwestern (2-16-16)
C:	12 vs. Arkansas State (1-12-15)
Free Throw Attempts	
S:	8 vs. Northwestern (2-16-16)
C:	17 vs. Louisiana-Monroe (1-8-15)
Minutes	
S:	26 vs. Northwestern (2-16-16)
C:	37, Two Times

#14 - Ryan Cline

Points	
S:	13 vs. North Carolina A&T (11-13-15)
C:	13 vs. North Carolina A&T (11-13-15)
Rebounds	
S:	6 vs. Incarnate Word (11-18-15)
C:	6 vs. Incarnate Word (11-18-15)
Assists	
S:	4 vs. Youngstown State (12-12-15)
C:	4 vs. Youngstown State (12-12-15)
Steals	
S:	1, Five Times
C:	1, Five Times
Blocked Shots	
S:	1 vs. Incarnate Word (11-18-15)
C:	1 vs. Incarnate Word (11-18-15)
Field Goals Made	
S:	4, Two Times
C:	4, Two Times
Field Goal Attempts	
S:	9 vs. [9] Iowa (1-24-16)
C:	9 vs. [9] Iowa (1-24-16)
Three-Pointers Made	
S:	4, Two Times
C:	4, Two Times
Three-Point Attempts	
S:	7, Three Times
C:	7, Three Times
Free Throws Made	
S:	2, Two Times
C:	2, Two Times
Free Throw Attempts	
S:	3 vs. Minnesota (1-27-16)
C:	3 vs. Minnesota (1-27-16)
Minutes	
S:	21 vs. Youngstown State (12-12-15)
C:	21 vs. Youngstown State (12-12-15)

#3 - P.J. Thompson

Points	
S:	22 vs. Wisconsin (3-6-16)
C:	22 vs. Wisconsin (3-6-16)
Rebounds	
S:	5 vs. Florida (11-22-15)
C:	5 vs. Florida (11-22-15)
Assists	
S:	9 vs. Howard (12-9-15)
C:	9 vs. Howard (12-9-15)
Steals	
S:	3 vs. Ohio State (1-21-16)
C:	3, Two Times
Blocked Shots	
S:	0
C:	1 vs. [21] Notre Dame (12-20-14)
Field Goals Made	
S:	6, Two Times
C:	6, Two Times
Field Goal Attempts	
S:	10, Three Times
C:	10, Three Times
Three-Pointers Made	
S:	6 vs. Wisconsin (3-6-16)
C:	6 vs. Wisconsin (3-6-16)
Three-Point Attempts	
S:	8 vs. Wisconsin (3-6-16)
C:	8 vs. Wisconsin (3-6-16)
Free Throws Made	
S:	7 vs. Lehigh (11-28-15)
C:	7 vs. Lehigh (11-28-15)
Free Throw Attempts	
S:	8 vs. Lehigh (11-28-15)
C:	8 vs. Lehigh (11-28-15)
Minutes	
S:	33 vs. Nebraska (1-30-16)
C:	33 vs. Nebraska (1-30-16)

#20 - A.J. Hammons

Points	
S:	32 vs. Nebraska (1-30-16)
C:	32 vs. Nebraska (1-30-16)
Rebounds	
S:	13 vs. [8] Michigan State (2-9-16)
C:	16 vs. [3] Ohio State (12-31-13)
Assists	
S:	5 vs. Nebraska (1-30-16)
C:	5 vs. Nebraska (1-30-16)
Steals	
S:	1, Six Times
C:	3, Two Times
Blocked Shots	
S:	8 vs. [8] Michigan State (2-9-16)
C:	8, Two Times
Field Goals Made	
S:	14 vs. Nebraska (1-30-16)
C:	14 vs. Nebraska (1-30-16)
Field Goal Attempts	
S:	17, Two Times
C:	19, Two Times
Three-Pointers Made	
S:	2, Two Times
C:	2, Two Times
Three-Point Attempts	
S:	2, Three Times
C:	2, Four Times
Free Throws Made	
S:	8 vs. Northwestern (2-16-16)
C:	11, Two Times
Free Throw Attempts	
S:	11 vs. Northwestern (2-16-16)
C:	17 vs. Northwestern (1-21-14)
Minutes	
S:	32 vs. [8] Michigan State (2-9-16)
C:	46 vs. Minnesota (2-5-14)

#11 - Stephen Toyra

Points	
S:	4 vs. Incarnate Word (11-18-15)
C:	4, Three Times
Rebounds	
S:	1, Four Times
C:	2 vs. Penn State (1-13-13)
Assists	
S:	2 vs. Rutgers (1-18-16)
C:	2 vs. Rutgers (1-18-16)
Steals	
S:	0
C:	1, Two Times
Blocked Shots	
S:	0
C:	0
Field Goals Made	
S:	1, Two Times
C:	2 vs. Michigan (1-30-14)
Field Goal Attempts	
S:	2 vs. Illinois (3-11-16)
C:	3, Three Times
Three-Pointers Made	
S:	0
C:	0
Three-Point Attempts	
S:	1, Two Times
C:	1, Eight Times
Free Throws Made	
S:	2, Two Times
C:	2, Five Times
Free Throw Attempts	
S:	2, Two Times
C:	4, Two Times
Minutes	
S:	4, Two Times
C:	7 vs. Penn State (2-5-13)

#21 - Kendall Stephens

Points	
S:	14, Two Times
C:	24 vs. IUPUI (11-16-14)
Rebounds	
S:	4 vs. Florida (11-22-15)
C:	7 vs. [11] Maryland (1-10-15)
Assists	
S:	5 vs. Pittsburgh (12-1-15)
C:	5, Two Times
Steals	
S:	4 vs. IUPUI (12-7-15)
C:	4 vs. IUPUI (12-7-15)
Blocked Shots	
S:	2 vs. IUPUI (12-7-15)
C:	3, Two Times
Field Goals Made	
S:	5, Two Times
C:	7, Three Times
Field Goal Attempts	
S:	12 vs. Old Dominion (11-21-15)
C:	16 vs. Penn State (1-17-15)
Three-Pointers Made	
S:	4, Three Times
C:	6, Three Times
Three-Point Attempts	
S:	11 vs. Old Dominion (11-21-15)
C:	12 vs. Penn State (1-17-15)
Free Throws Made	
S:	2, Three Times
C:	7 vs. [13] Michigan State (2-20-14)
Free Throw Attempts	
S:	4 vs. Vermont (11-15-15)
C:	8 vs. [13] Michigan State (2-20-14)
Minutes	
S:	28 vs. Pittsburgh (12-1-15)
C:	39 vs. Penn State (1-17-15)

#12 - Vince Edwards

Points	
S:	24 vs. Minnesota (1-27-16)
C:	26 vs. IUPUI (11-16-14)
Rebounds	
S:	10, Two Times
C:	10, Two Times
Assists	
S:	7, Two Times
C:	7, Three Times
Steals	
S:	3 vs. [9] Iowa (1-24-16)
C:	3 vs. [9] Iowa (1-24-16)
Blocked Shots	
S:	3 vs. Incarnate Word (11-18-15)
C:	3, Two Times
Field Goals Made	
S:	8, Three Times
C:	11 vs. IUPUI (11-16-14)
Field Goal Attempts	
S:	15 vs. Minnesota (1-27-16)
C:	16 vs. IUPUI (11-16-14)
Three-Pointers Made	
S:	4, Four Times
C:	4, Four Times
Three-Point Attempts	
S:	7 vs. Minnesota (1-27-16)
C:	7 vs. Minnesota (1-27-16)
Free Throws Made	
S:	7 vs. [8] Michigan State (2-9-16)
C:	8 vs. BYU (11-26-14)
Free Throw Attempts	
S:	9 vs. [8] Michigan State (2-9-16)
C:	9, Two Times
Minutes	
S:	39 vs. Minnesota (1-27-16)
C:	41 vs. BYU (11-26-14)

#23 - Jacquil Taylor

Points	
S:	12 vs. Rutgers (1-18-16)
C:	12 vs. Rutgers (1-18-16)
Rebounds	
S:	10 vs. Rutgers (1-18-16)
C:	10 vs. Rutgers (1-18-16)
Assists	
S:	1, Three Times
C:	2 vs. Grambling (11-20-14)
Steals	
S:	1, Two Times
C:	1, Three Times
Blocked Shots	
S:	2 vs. North Carolina A&T (11-13-15)
C:	2, Two Times
Field Goals Made	
S:	4 vs. Rutgers (1-18-16)
C:	4 vs. Rutgers (1-18-16)
Field Goal Attempts	
S:	6 vs. Rutgers (1-18-16)
C:	6 vs. Rutgers (1-18-16)
Three-Pointers Made	
S:	2 vs. Rutgers (1-18-16)
C:	2 vs. Rutgers (1-18-16)
Three-Point Attempts	
S:	3 vs. Rutgers (1-18-16)
C:	3 vs. Rutgers (1-18-16)
Free Throws Made	
S:	2 vs. Rutgers (1-18-16)
C:	2 vs. Rutgers (1-18-16)
Free Throw Attempts	
S:	4 vs. Howard (12-9-15)
C:	4 vs. Howard (12-9-15)
Minutes	
S:	14 vs. Rutgers (1-18-16)
C:	14 vs. Rutgers (1-18-16)

■ Season / Career Highs

#24 - Grady Eifert

Points	
S:	5 vs. Youngstown State (12-12-15)
C:	5 vs. Youngstown State (12-12-15)
Rebounds	
S:	3 vs. Youngstown State (12-12-15)
C:	3 vs. Youngstown State (12-12-15)
Assists	
S:	0
C:	0
Steals	
S:	1 vs. Vermont (11-15-15)
C:	1 vs. Vermont (11-15-15)
Blocked Shots	
S:	0
C:	0
Field Goals Made	
S:	2 vs. Youngstown State (12-12-15)
C:	2 vs. Youngstown State (12-12-15)
Field Goal Attempts	
S:	2, Two Times
C:	2, Two Times
Three-Pointers Made	
S:	0
C:	0
Three-Point Attempts	
S:	1 vs. Vermont (11-15-15)
C:	1 vs. Vermont (11-15-15)
Free Throws Made	
S:	2 vs. Incarnate Word (11-18-15)
C:	2 vs. Incarnate Word (11-18-15)
Free Throw Attempts	
S:	2, Two Times
C:	2, Two Times
Minutes	
S:	4, Three Times
C:	4, Three Times

#31 - Dakota Mathias

Points	
S:	17, Two Times
C:	17, Two Times
Rebounds	
S:	5, Three Times
C:	6, Two Times
Assists	
S:	6 vs. Nebraska (3-1-16)
C:	6 vs. Nebraska (3-1-16)
Steals	
S:	2 vs. Iowa (1-2-16)
C:	2, Six Times
Blocked Shots	
S:	1, Two Times
C:	1, Five Times
Field Goals Made	
S:	7 vs. [10] Maryland (2-27-16)
C:	7 vs. [10] Maryland (2-27-16)
Field Goal Attempts	
S:	10 vs. [10] Maryland (2-27-16)
C:	10 vs. [10] Maryland (2-27-16)
Three-Pointers Made	
S:	5 vs. Vermont (11-15-15)
C:	5 vs. Vermont (11-15-15)
Three-Point Attempts	
S:	8 vs. Iowa (1-2-16)
C:	8 vs. Iowa (1-2-16)
Free Throws Made	
S:	3, Two Times
C:	3, Five Times
Free Throw Attempts	
S:	4 vs. Nebraska (3-1-16)
C:	6 vs. Rutgers (2-26-15)
Minutes	
S:	30, Two Times
C:	32, Two Times

#35 - Rapheal Davis

Points	
S:	24 vs. [8] Michigan State (2-9-16)
C:	24, Two Times
Rebounds	
S:	8 vs. Minnesota (1-27-16)
C:	12 vs. Gardner-Webb (12-22-14)
Assists	
S:	6, Two Times
C:	7 vs. Rutgers (2-26-15)
Steals	
S:	2, Four Times
C:	3 vs. Vanderbilt (12-13-14)
Blocked Shots	
S:	2, Three Times
C:	2, Seven Times
Field Goals Made	
S:	8 vs. [8] Michigan State (2-9-16)
C:	8, Three Times
Field Goal Attempts	
S:	22 vs. [8] Michigan State (2-9-16)
C:	22 vs. [8] Michigan State (2-9-16)
Three-Pointers Made	
S:	6 vs. [8] Michigan State (2-9-16)
C:	6 vs. [8] Michigan State (2-9-16)
Three-Point Attempts	
S:	8 vs. [8] Michigan State (2-9-16)
C:	8 vs. [8] Michigan State (2-9-16)
Free Throws Made	
S:	8 vs. Florida (11-22-15)
C:	14 vs. Missouri (11-25-14)
Free Throw Attempts	
S:	8, Two Times
C:	18 vs. Missouri (11-25-14)
Minutes	
S:	43 vs. [8] Michigan State (2-9-16)
C:	43 vs. [8] Michigan State (2-9-16)

#44 - Isaac Haas

Points	
S:	24 vs. Lehigh (11-28-15)
C:	24 vs. Lehigh (11-28-15)
Rebounds	
S:	12 vs. Incarnate Word (11-18-15)
C:	12 vs. Incarnate Word (11-18-15)
Assists	
S:	2 vs. North Carolina A&T (11-13-15)
C:	2, Two Times
Steals	
S:	1, Two Times
C:	1, Six Times
Blocked Shots	
S:	4 vs. Incarnate Word (11-18-15)
C:	4, Two Times
Field Goals Made	
S:	8, Two Times
C:	8, Two Times
Field Goal Attempts	
S:	12 vs. New Mexico (12-5-15)
C:	12 vs. New Mexico (12-5-15)
Three-Pointers Made	
S:	0
C:	0
Three-Point Attempts	
S:	0
C:	0
Free Throws Made	
S:	9 vs. New Mexico (12-5-15)
C:	9 vs. New Mexico (12-5-15)
Free Throw Attempts	
S:	13 vs. New Mexico (12-5-15)
C:	13 vs. New Mexico (12-5-15)
Minutes	
S:	22 vs. North Carolina A&T (11-13-15)
C:	24 vs. Grambling (11-20-14)

#50 - Caleb Swanigan

Points	
S:	27 vs. Wisconsin (3-6-16)
C:	27 vs. Wisconsin (3-6-16)
Rebounds	
S:	14 vs. IUPUI (12-7-15)
C:	14 vs. IUPUI (12-7-15)
Assists	
S:	6 vs. Youngstown State (12-12-15)
C:	6 vs. Youngstown State (12-12-15)
Steals	
S:	2, Two Times
C:	2, Two Times
Blocked Shots	
S:	1, Five Times
C:	1, Five Times
Field Goals Made	
S:	10 vs. [17] Butler (12-19-15)
C:	10 vs. [17] Butler (12-19-15)
Field Goal Attempts	
S:	14 vs. [17] Butler (12-19-15)
C:	14 vs. [17] Butler (12-19-15)
Three-Pointers Made	
S:	3 vs. [17] Butler (12-19-15)
C:	3 vs. [17] Butler (12-19-15)
Three-Point Attempts	
S:	5 vs. [4] Maryland (2-6-16)
C:	5 vs. [4] Maryland (2-6-16)
Free Throws Made	
S:	14 vs. Wisconsin (3-6-16)
C:	14 vs. Wisconsin (3-6-16)
Free Throw Attempts	
S:	17 vs. Wisconsin (3-6-16)
C:	17 vs. Wisconsin (3-6-16)
Minutes	
S:	34 vs. Pittsburgh (12-1-15)
C:	34 vs. Pittsburgh (12-1-15)

Painter Era Highs / Lows

Category	High	Low
Points	109 vs. Central Conn. State (11-13-13)	42 vs. Minnesota (3-13-10)
Points / Half	60 (1st) vs. Vermont (11-15-15)	11 (1st) vs. Minnesota (3-13-10)
Field Goals Made	43 vs. Central Conn. State (11-13-13)	14 vs. Eastern Michigan (12-8-12)
Field Goal Attempts	81 vs. SIU Edwardsville (12-22-09)	42, Three Times
Field Goal Pct.	.622 (28-45) vs. Wisconsin (3-6-16)	.276, Two Times
Three-Pointers Made	18 vs. Vermont (11-15-15)	0, Two Times
Three-Point Attempts	36 vs. Vermont (11-15-15)	5, Three Times
Three-Point Pct.	.727 (8-11) vs. West Virginia (1-19-13)	.000, Two Times
Free Throws Made	33 vs. Missouri (11-25-14)	2, Two Times
Free Throw Attempts	43 vs. Missouri (11-25-14)	5, Five Times
Free Throw Pct.	1.000, Two Times	.316 (6-19) vs. High Point (11-14-11)
Rebound Margin	+40 (63-23) vs. Rutgers (1-18-16)	-26 (20-46) vs. [14] Michigan State (2-28-10)
Personal Fouls	33 vs. Villanova (11-15-12)	8, Two Times
Assists	30 vs. Alcorn State (11-17-10)	5, Two Times
Turnovers	28 vs. Florida State (11-29-05)	3, Four Times
Assist:Turnover Ratio	7.00 (21:3) vs. Detroit (11-14-08)	0.25 (7:28) vs. Florida State (11-29-05)
Blocks	14 vs. Northwestern (1-15-09)	0, 16 Times
Steals	18 vs. Arkansas-Pine Bluff (12-6-08)	0 vs. Penn State (3-13-15)

Opponent Highs / Lows (Painter Era)

Category	High	Low
Points	97, Three Times	30 by Grambling (11-20-14)
Points / Half	58 (1st) by Florida State (11-28-05)	12, Two Times
Field Goals Made	37, Two Times	8 by Western Michigan (11-23-11)
Field Goal Attempts	78 by Central Conn. State (11-13-13)	36 by Iowa (1-30-08)
Field Goal Percentage	.630 (29-46) by Michigan (2-26-09)	.178 (8-45) by Western Michigan (11-23-11)
Three-Pointers Made	17 by [13] Michigan State (2-20-14)	0, Three Times
Three-Point Attempts	32, Two Times	1 by Ball State (12-19-09)
Three-Point Percentage	1.000 (1-1) by Ball State (12-19-09)	0, Three Times
Free Throws Made	33, Three Times	2, Two Times
Free Throw Attempts	46 by [11] Oklahoma (11-28-08)	3 by Nebraska (2-22-12)
Free Throw Pct.	1.000, Two Times	.286 (2-7) by Penn State (1-6-07)
Personal Fouls	32 by IUPUI (11-16-14)	7 by [6] Wisconsin (3-14-15)
Assists	26, Two Times	3 by Eastern Michigan (12-10-11)
Turnovers	35 by Arkansas-Pine Bluff (12-6-08)	2 by Nebraska (1-16-13)
Blocks	12 by Northwestern (2-2-13)	0, 29 Times
Steals	17 by Minnesota (2-7-15)	0, Four Times

Season Stats (26-7)

RECORD:	OVERALL	HOME	AWAY	NEUTRAL
ALL GAMES	26-7	17-1	5-5	4-1
CONFERENCE	12-6	8-1	4-5	0-0
NON-CONFERENCE	14-1	9-0	1-0	4-1

#	Player	gp-gs	min	avg	Total		3-Point		F-Throw		Rebounds											
					fg-fga	fg%	3fg-fga	3fg%	ft-fa	ft%	off	def	tot	avg	pf	dq	a	to	blk	stl	pts	avg
20	Hammons, A.J.	31-18	743	24.0	190-316	.601	6-11	.545	81-115	.704	73	173	246	7.9	74	0	32	63	77	9	467	15.1
12	Edwards, Vince	33-33	886	26.8	126-275	.458	43-100	.430	59-73	.808	59	114	173	5.2	72	0	99	54	11	18	354	10.7
50	Swanigan, Caleb	32-32	822	25.7	123-266	.462	21-69	.304	64-90	.711	53	214	267	8.3	71	0	61	86	7	10	331	10.3
44	Haas, Isaac	33-15	480	14.5	122-205	.595	0-0	.000	87-122	.713	39	86	125	3.8	54	0	15	36	26	4	331	10.0
35	Davis, Rapheal	29-29	847	29.2	80-207	.386	31-85	.365	55-75	.733	22	94	116	4.0	54	1	65	40	13	13	246	8.5
21	Stephens, Kendall	24-0	340	14.2	48-140	.343	38-120	.317	12-20	.600	5	25	30	1.3	28	0	21	12	4	10	146	6.1
03	Thompson, P.J.	33-22	744	22.5	54-121	.446	32-76	.421	51-62	.823	18	50	68	2.1	51	1	90	19	0	23	191	5.8
31	Mathias, Dakota	33-5	616	18.7	60-146	.411	40-104	.385	16-18	.889	2	69	71	2.2	48	0	76	20	2	11	176	5.3
01	Hill, Johnny	33-11	582	17.6	54-101	.535	1-8	.125	57-69	.826	41	48	89	2.7	57	0	78	43	9	33	166	5.0
14	Cline, Ryan	33-0	451	13.7	43-119	.361	42-107	.393	6-11	.545	1	39	40	1.2	41	0	44	11	1	7	134	4.1
23	Taylor, Jacquil	13-0	60	4.6	9-18	.500	2-5	.400	4-9	.444	9	11	20	1.5	14	0	3	5	4	2	24	1.8
11	Toyra, Stephen	11-0	26	2.4	2-4	.500	0-2	.000	4-5	.800	1	3	4	0.4	5	0	4	5	0	0	8	0.7
24	Eifert, Grady	11-0	28	2.5	2-7	.286	0-1	.000	3-5	.600	5	3	8	0.7	1	0	0	2	0	1	7	0.6
Team											62	42	104				5					
Total.....		33	6625		913-1925	.474	256-688	.372	499-674	.740	390	971	1361	41.2	570	2	588	401	154	141	2581	78.2
Opponents.....		33	6625		769-1969	.391	202-649	.311	390-554	.704	290	699	989	30.0	672	19	392	310	96	203	2130	64.5

TEAM STATISTICS	PURDUE	OPP		Date	Opponent		Score	Att.		
SCORING	2581	2130		11/13/15	NORTH CAROLINA A&T	w	81-40	12623		
Points per game	78.2	64.5		11/15/15	VERMONT	w	107-79	12808		
Scoring margin	+13.7	-		11/18/15	INCARNATE WORD	w	96-61	11536		
FIELD GOALS-ATT	913-1925	769-1969	#	11/21/15	vs ODU	w	61-39	3813		
Field goal pct	.474	.391	#	11/22/15	vs Florida	w	85-70	3813		
3 POINT FG-ATT	256-688	202-649		11/28/15	LEHIGH	w	77-55	12660		
3-point FG pct	.372	.311	\$	12/01/15	at Pitt	w	72-59	9439		
3-pt FG made per game	7.8	6.1		12/05/15	NEW MEXICO	w	70-58	14221		
FREE THROWS-ATT	499-674	390-554		12/07/15	IUPUI	w	80-53	12404		
Free throw pct	.740	.704		12/09/15	HOWARD	w	93-55	11983		
F-Throws made per game	15.1	11.8		12/12/15	YOUNGSTOWN STATE	w	95-64	14026		
REBOUNDS	1361	989	%	12/19/15	vs BUTLER	L	68-74	19156		
Rebounds per game	41.2	30.0		12/22/15	VANDERBILT	w	68-55	14846		
Rebounding margin	+11.3	-	*	12/29/15	at Wisconsin	w	61-55	17287		
ASSISTS	588	392	*	01/02/16	IOWA	L	63-70	14846		
Assists per game	17.8	11.9	*	01/07/16	MICHIGAN	w	87-70	13063		
TURNOVERS	401	310	*	01/10/16	at Illinois	L	70-84	12246		
Turnovers per game	12.2	9.4	*	01/13/16	PENN STATE	w	74-57	13802		
Turnover margin	-2.8	-	*	01/18/16	at RUTGERS	w	107-57	5085		
Assist/turnover ratio	1.5	1.3	*	01/21/16	OHIO STATE	w	75-64	14846		
STEALS	141	203	*	01/24/16	at Iowa	L	71-83	15400		
Steals per game	4.3	6.2	*	01/27/16	at Minnesota	w	68-64	10484		
BLOCKS	154	96	*	01/30/16	NEBRASKA	w	89-74	14846		
Blocks per game	4.7	2.9	*	02/06/16	at Maryland	L	61-72	17950		
ATTENDANCE	245916	197118	*	02/09/16	MICHIGAN STATE	Wot	82-81	14846		
Home games-Avg/Game	18-13662	10-13364	*	02/13/16	at Michigan	L	56-61	12707		
Neutral site-Avg/Game	-	5-12695	*	02/16/16	NORTHWESTERN	w	71-61	12868		
			*	02/20/16	at Indiana	L	73-77	17472		
Score by Periods	1st	2nd	OT	Totals	*	02/27/16	MARYLAND	w	83-79	14846
Purdue	1267	1304	10	2581	*	03/01/16	at Nebraska	w	81-62	15572
Opponents	961	1160	9	2130	*	03/06/16	WISCONSIN	w	91-80	14846
					^	03/11/16	vs Illinois	w	89-58	18355
					^	03/12/16	vs Michigan	w	76-59	18339

Last Five Games (5-0)

RECORD:	OVERALL	HOME	AWAY	NEUTRAL
ALL GAMES	5-0	2-0	1-0	2-0
CONFERENCE	3-0	2-0	1-0	0-0
NON-CONFERENCE	2-0	0-0	0-0	2-0

#	Player	gp-gs	min	avg	Total		3-Point		F-Throw		Rebounds										pts	avg
					fg-fga	fg%	3fg-fga	3fg%	ft-fga	ft%	off	def	tot	avg	pf	dq	a	to	blk	stl		
20	Hammons, A.J.	5-5	120	24.0	37-53	.698	2-3	.667	12-19	.632	7	33	40	8.0	14	0	5	6	10	2	88	17.6
12	Edwards, Vince	5-5	144	28.8	25-44	.568	11-18	.611	8-10	.800	6	16	22	4.4	11	0	15	9	0	3	69	13.8
50	Swanigan, Caleb	5-5	123	24.6	23-40	.575	3-7	.429	16-22	.727	6	32	38	7.6	10	0	11	9	2	2	65	13.0
44	Haas, Isaac	5-0	62	12.4	22-30	.733	0-0	.000	6-9	.667	3	10	13	2.6	10	0	1	7	1	0	50	10.0
31	Mathias, Dakota	5-0	118	23.6	15-29	.517	9-20	.450	3-4	.750	0	12	12	2.4	8	0	18	4	1	3	42	8.4
35	Davis, Rapheal	5-5	148	29.6	9-30	.300	3-11	.273	13-17	.765	3	20	23	4.6	9	0	16	5	3	0	34	6.8
03	Thompson, P.J.	5-5	113	22.6	10-19	.526	7-13	.538	6-7	.857	4	5	9	1.8	7	0	13	5	0	1	33	6.6
14	Cline, Ryan	5-0	58	11.6	5-11	.455	5-10	.500	1-2	.500	0	3	3	0.6	1	0	5	1	0	2	16	3.2
01	Hill, Johnny	5-0	84	16.8	4-8	.500	0-3	.000	8-8	1.000	6	5	11	2.2	7	0	19	6	1	3	16	3.2
21	Stephens, Kendall	1-0	12	12.0	1-4	.250	1-3	.333	0-0	.000	0	1	1	1.0	1	0	0	1	0	0	3	3.0
23	Taylor, Jacquil	3-0	10	3.3	1-3	.333	0-1	.000	0-0	.000	1	1	2	0.7	2	0	0	1	0	0	2	0.7
11	Toyra, Stephen	3-0	4	1.3	1-2	.500	0-1	.000	0-0	.000	0	1	1	0.3	0	0	1	0	0	0	2	0.7
24	Eifert, Grady	3-0	4	1.3	0-0	.000	0-0	.000	0-0	.000	2	0	2	0.7	0	0	0	0	0	0	0	0.0
Team											11	2	13					2				
Total.....		5	1000		153-273	.560	41-90	.456	73-98	.745	49	141	190	38.0	80	0	104	56	18	16	420	84.0
Opponents.....		5	1000		123-298	.413	33-105	.314	59-81	.728	40	83	123	24.6	86	0	56	35	13	29	338	67.6

TEAM STATISTICS	PURDUE	OPP	Date	Opponent	Score	Att.
SCORING	420	338	* 02/27/16	MARYLAND	w 83-79	14846
Points per game	84.0	67.6	* 03/01/16	at Nebraska	w 81-62	15572
Scoring margin	+16.4	-	* 03/06/16	WISCONSIN	w 91-80	14846
FIELD GOALS-ATT	153-273	123-298	^ 03/11/16	vs Illinois	w 89-58	18355
Field goal pct	.560	.413	^ 03/12/16	vs Michigan	w 76-59	18339
3 POINT FG-ATT	41-90	33-105				
3-point FG pct	.456	.314				
3-pt FG made per game	8.2	6.6				
FREE THROWS-ATT	73-98	59-81				
Free throw pct	.745	.728				
F-Throws made per game	14.6	11.8				
REBOUNDS	190	123				
Rebounds per game	38.0	24.6				
Rebounding margin	+13.4	-				
ASSISTS	104	56				
Assists per game	20.8	11.2				
TURNOVERS	56	35				
Turnovers per game	11.2	7.0				
Turnover margin	-4.2	-				
Assist/turnover ratio	1.9	1.6				
STEALS	16	29				
Steals per game	3.2	5.8				
BLOCKS	18	13				
Blocks per game	3.6	2.6				
ATTENDANCE	29692	52266				
Home games-Avg/Game	2-14846	1-15572				
Neutral site-Avg/Game	-	2-18347				

* = Conference game
= Hall of Fame Tipoff Classic (Uncasville, Conn.)
\$ = Big Ten / ACC Challenge (Pittsburgh, Pa.)
% = Crossroads Classic (Indianapolis, Ind.)
^ = Big Ten Tournament (Indianapolis, Ind.)

Score by Periods	1st	2nd	Totals
Purdue	213	207	420
Opponents	166	172	338

Big Ten Tournament Stats

Big Ten Tournament

RECORD:	OVERALL	HOME	AWAY	NEUTRAL
ALL GAMES	2-0	0-0	0-0	2-0
CONFERENCE	0-0	0-0	0-0	0-0
NON-CONFERENCE	2-0	0-0	0-0	2-0

##	Player	gp-gs	min	avg	Total		3-Point		F-Throw		Rebounds								a	to	blk	stl	pts	avg			
					fg-fga	fg%	3fg-fga	3fg%	ft-fga	ft%	off	def	tot	avg	pf	dq											
20	Hammons, A.J.	2-2	48	24.0	16-23	.696	0-1	.000	5-7	.714	1	18	19	9.5	4	0	2	3	3	1	37	18.5					
12	Edwards, Vince	2-2	48	24.0	10-14	.714	6-7	.857	1-2	.500	2	6	8	4.0	4	0	5	3	0	1	27	13.5					
44	Haas, Isaac	2-0	27	13.5	12-16	.750	0-0	.000	3-6	.500	1	4	5	2.5	3	0	0	3	1	0	27	13.5					
50	Swanigan, Caleb	2-2	49	24.5	8-16	.500	1-2	.500	1-3	.333	4	16	20	10.0	4	0	4	4	1	2	18	9.0					
35	Davis, Rapheal	2-2	53	26.5	4-12	.333	1-5	.200	6-6	1.000	0	9	9	4.5	1	0	11	0	2	0	15	7.5					
31	Mathias, Dakota	2-0	40	20.0	5-10	.500	4-8	.500	0-0	.000	0	4	4	2.0	3	0	5	2	0	0	14	7.0					
14	Cline, Ryan	2-0	33	16.5	3-9	.333	3-8	.375	0-0	.000	0	2	2	1.0	0	0	3	1	0	2	9	4.5					
03	Thompson, P.J.	2-2	44	22.0	3-6	.500	1-3	.333	2-2	1.000	0	1	1	0.5	5	0	4	0	0	0	9	4.5					
21	Stephens, Kendall	1-0	12	12.0	1-4	.250	1-3	.333	0-0	.000	0	1	1	1.0	1	0	0	1	0	0	3	3.0					
11	Toyra, Stephen	1-0	3	3.0	1-2	.500	0-1	.000	0-0	.000	0	1	1	1.0	0	0	1	0	0	0	2	2.0					
23	Taylor, Jacquil	2-0	10	5.0	1-3	.333	0-1	.000	0-0	.000	1	1	2	1.0	2	0	0	1	0	0	2	1.0					
01	Hill, Johnny	2-0	30	15.0	0-0	.000	0-0	.000	2-2	1.000	1	0	1	0.5	3	0	8	4	1	2	2	1.0					
24	Elfert, Grady	1-0	3	3.0	0-0	.000	0-0	.000	0-0	.000	2	0	2	2.0	0	0	0	0	0	0	0	0.0					
Team											7	1	8														
Total.....		2	400		64-115	.557	17-39	.436	20-28	.714	19	64	83	41.5	30	0	43	22	8	8	165	82.5					
Opponents.....		2	400		45-117	.385	10-43	.233	17-28	.607	13	37	50	25.0	24	0	24	15	4	10	117	58.5					

TEAM STATISTICS	PURDUE	OPP	Date	Opponent	Score	Att.
SCORING	165	117	^	03/11/16	vs Illinois	w 89-58 18355
Points per game	82.5	58.5	^	03/12/16	vs Michigan	w 76-59 18339
Scoring margin	+24.0	-				
FIELD GOALS-ATT	64-115	45-117	* = Conference game			
Field goal pct	.557	.385	# = Hall of Fame Tipoff Classic (Uncasville, Conn.)			
3 POINT FG-ATT	17-39	10-43	\$ = Big Ten / ACC Challenge (Pittsburgh, Pa.)			
3-point FG pct	.436	.233	% = Crossroads Classic (Indianapolis, Ind.)			
3-pt FG made per game	8.5	5.0	^ = Big Ten Tournament (Indianapolis, Ind.)			
FREE THROWS-ATT	20-28	17-28				
Free throw pct	.714	.607				
F-Throws made per game	10.0	8.5				
REBOUNDS	83	50				
Rebounds per game	41.5	25.0				
Rebounding margin	+16.5	-				
ASSISTS	43	24				
Assists per game	21.5	12.0				
TURNOVERS	22	15				
Turnovers per game	11.0	7.5				
Turnover margin	-3.5	-				
Assist/turnover ratio	2.0	1.6				
STEALS	8	10				
Steals per game	4.0	5.0				
BLOCKS	8	4				
Blocks per game	4.0	2.0				
ATTENDANCE	0	36694				
Home games-Avg/Game	0-0	0-0				
Neutral site-Avg/Game	-	2-18347				

Score by Periods	1st	2nd	Totals
Purdue	83	82	165
Opponents	55	62	117

Career Stats

Cline, Ryan

			Total		3-Point		F-Throws		Rebounds											Scoring	
Season	gp-gs	min/avg	fg-fga	pct	fg-fga	pct	ft-fita	pct	off	def	tot	avg	pf	fo	ast	to	blk	stl	pts	avg	
2015	33-0	451/13.7	43-119	.361	42-107	.393	6-11	.545	1	39	40	1.2	41	0	44	11	1	7	134	4.1	
TOTAL	33-0	451/13.7	43-119	.361	42-107	.393	6-11	.545	1	39	40	1.2	41	0	44	11	1	7	134	4.1	

Davis, Rapheal

			Total		3-Point		F-Throws		Rebounds											Scoring	
Season	gp-gs	min/avg	fg-fga	pct	fg-fga	pct	ft-fta	pct	off	def	tot	avg	pf	fo	ast	to	blk	stl	pts	avg	
2012	34-17	644/18.9	66-137	.482	10-33	.303	53-80	.663	38	94	132	3.9	63	2	30	42	6	18	195	5.7	
2013	32-15	593/18.5	61-141	.433	9-33	.273	60-77	.779	49	70	119	3.7	61	1	42	27	10	16	191	6.0	
2014	34-34	1065/31.3	122-268	.455	18-60	.300	103-141	.730	39	109	148	4.4	78	3	88	65	8	28	365	10.7	
2015	29-29	847/29.2	80-207	.386	31-85	.365	55-75	.733	22	94	116	4.0	54	1	65	40	13	13	246	8.5	
TOTAL	129-95	3149/24.4	329-753	.437	68-211	.322	271-373	.727	148	367	515	4.0	256	7	225	174	37	75	997	7.7	

Edwards, Vince

			Total		3-Point		F-Throws		Rebounds											Scoring	
Season	gp-gs	min/avg	fg-fga	pct	fg-fga	pct	ft-fita	pct	off	def	tot	avg	pf	fo	ast	to	blk	stl	pts	avg	
2014	33-29	889/26.9	110-228	.482	29-89	.326	41-52	.788	64	95	159	4.8	73	3	90	50	13	12	290	8.8	
2015	33-33	886/26.8	126-275	.458	43-100	.430	59-73	.808	59	114	173	5.2	72	0	99	54	11	18	354	10.7	
TOTAL	66-62	1775/26.9	236-503	.469	72-189	.381	100-125	.800	123	209	332	5.0	145	3	189	104	24	30	644	9.8	

Eifert, Grady

			Total		3-Point		F-Throws		Rebounds											Scoring	
Season	gp-gs	min/avg	fg-fga	pct	fg-fga	pct	ft-fita	pct	off	def	tot	avg	pf	fo	ast	to	blk	stl	pts	avg	
2015	11-0	28/2.5	2-7	.286	0-1	.000	3-5	.600	5	3	8	0.7	1	0	0	2	0	1	7	0.6	
TOTAL	11-0	28/2.5	2-7	.286	0-1	.000	3-5	.600	5	3	8	0.7	1	0	0	2	0	1	7	0.6	

Haas, Isaac

			Total		3-Point		F-Throws		Rebounds											Scoring	
Season	gp-gs	min/avg	fg-fga	pct	fg-fga	pct	ft-fta	pct	off	def	tot	avg	pf	fo	ast	to	blk	stl	pts	avg	
2014	34-11	496/14.6	91-170	.535	0-0	.000	76-139	.547	53	86	139	4.1	73	1	9	54	25	4	258	7.6	
2015	33-15	480/14.5	122-205	.595	0-0	.000	87-122	.713	39	86	125	3.8	54	0	15	36	26	4	331	10.0	
TOTAL	67-26	976/14.6	213-375	.568	0-0	.000	163-261	.625	92	172	264	3.9	127	1	24	90	51	8	589	8.8	

Hammons, A.J.

			Total		3-Point		F-Throws			Rebounds											Scoring	
Season	gp-gs	min/avg	fg-fga	pct	fg-fga	pct	ft-fta	pct	off	def	tot	avg	pf	fo	ast	to	blk	stl	pts	avg		
2012	34-27	786/23.1	140-283	.495	0-0	.000	79-116	.681	82	122	204	6.0	69	1	21	55	67	11	359	10.6		
2013	31-25	775/25.0	117-229	.511	0-5	.000	101-144	.701	74	156	230	7.4	91	3	15	78	96	13	335	10.8		
2014	34-23	827/24.3	157-291	.540	0-7	.000	91-136	.669	82	144	226	6.6	87	2	31	73	96	17	405	11.9		
2015	31-18	743/24.0	190-316	.601	6-11	.545	81-115	.704	73	173	246	7.9	74	0	32	63	77	9	467	15.1		
TOTAL	130-93	3131/24.1	604-1119	.540	6-23	.261	352-511	.689	311	595	906	7.0	321	6	99	269	336	50	1566	12.0		

Hill, Johnny

			Total		3-Point		F-Throws		Rebounds											Scoring	
Season	gp-gs	min/avg	fg-fga	pct	fg-fga	pct	ft-fita	pct	off	def	tot	avg	pf	fo	ast	to	blk	stl	pts	avg	
2011*	28-0	206/7.4	18-37	.486	3-10	.300	16-25	.640	8	20	28	1.0	29	2	14	9	1	5	55	2.0	
2012*	33-26	835/25.3	86-174	.494	5-17	.294	76-98	.776	31	98	129	3.9	81	2	101	63	1	42	253	7.7	
2014*	21-15	565/26.9	69-149	.463	8-32	.250	66-96	.688	21	70	91	4.3	48	0	75	65	3	26	212	10.1	
2015	33-11	582/17.6	54-101	.535	1-8	.125	57-69	.826	41	48	89	2.7	57	0	78	43	9	33	166	5.0	
TOTAL	33-11	582/17.6	54-101	.535	1-8	.125	57-69	.826	41	48	89	2.7	57	0	78	43	9	33	166	5.0	
All*	115-52	2188/19.0	227-461	.492	17-67	.254	215-288	.747	101	236	337	2.9	215	4	268	180	14	106	686	6.0	

* Statistics from prior team/school

Career Stats

Individual Career History

Mathias, Dakota

			Total		3-Point		F-Throws			Rebounds											Scoring	
Season	gp-gs	min/avg	fg-fga	pct	fg-fga	pct	ft-fga	pct	off	def	tot	avg	pf	fo	ast	to	blk	stl	pts	avg		
2014	34-17	667/19.6	52-159	.327	38-118	.322	22-31	.710	3	69	72	2.1	58	1	47	26	3	17	164	4.8		
2015	33-5	616/18.7	60-146	.411	40-104	.385	16-18	.889	2	69	71	2.2	48	0	76	20	2	11	176	5.3		
TOTAL	67-22	1283/19.1	112-305	.367	78-222	.351	38-49	.776	5	138	143	2.1	106	1	123	46	5	28	340	5.1		

Stephens, Kendall

			Total		3-Point		F-Throws		Rebounds										Scoring	
Season	gp-gs	min/avg	fg-fga	pct	fg-fga	pct	ft-fita	pct	off	def	tot	avg	pf	fo	ast	to	blk	stl	pts	avg
2013	32-16	657/20.5	80-225	.356	64-173	.370	32-37	.865	7	50	57	1.8	60	1	25	23	12	14	256	8.0
2014	34-16	760/22.4	93-265	.351	73-190	.384	37-50	.740	13	64	77	2.3	54	0	56	41	11	14	296	8.7
2015	24-0	340/14.2	48-140	.343	38-120	.317	12-20	.600	5	25	30	1.3	28	0	21	12	4	10	146	6.1
TOTAL	90-32	1757/19.5	221-630	.351	175-483	.362	81-107	.757	25	139	164	1.8	142	1	102	76	27	38	698	7.8

Swanigan, Caleb

			Total		3-Point		F-Throws		Rebounds											Scoring	
Season	gp-gs	min/avg	fg-fga	pct	fg-fga	pct	ft-fita	pct	off	def	tot	avg	pf	fo	ast	to	blk	stl	pts	avg	
2015	32-32	822/25.7	123-266	.462	21-69	.304	64-90	.711	53	214	267	8.3	71	0	61	86	7	10	331	10.3	
TOTAL	32-32	822/25.7	123-266	.462	21-69	.304	64-90	.711	53	214	267	8.3	71	0	61	86	7	10	331	10.3	

Taylor, Jacquil

			Total		3-Point		F-Throws			Rebounds											Scoring	
Season	gp-gs	min/avg	fg-fga	pct	fg-fga	pct	ft-fga	pct	off	def	tot	avg	pf	fo	ast	to	blk	stl	pts	avg		
2014	6-0	42/7.0	5-11	.455	1-4	.250	2-4	.500	3	9	12	2.0	1	0	2	6	4	1	13	2.2		
2015	13-0	60/4.6	9-18	.500	2-5	.400	4-9	.444	9	11	20	1.5	14	0	3	5	4	2	24	1.8		
TOTAL	19-0	102/5.4	14-29	.483	3-9	.333	6-13	.462	12	20	32	1.7	15	0	5	11	8	3	37	1.9		

Thompson, P.J.

			Total		3-Point		F-Throws		Rebounds											Scoring	
Season	gp-gs	min/avg	fg-fga	pct	fg-fga	pct	ft-fga	pct	off	def	tot	avg	pf	fo	ast	to	blk	stl	pts	avg	
2014	30-1	407/13.6	24-72	.333	14-49	.286	10-13	.769	10	18	28	0.9	39	0	33	19	1	21	72	2.4	
2015	33-22	744/22.5	54-121	.446	32-76	.421	51-62	.823	18	50	68	2.1	51	1	90	19	0	23	191	5.8	
TOTAL	63-23	1151/18.3	78-193	.404	46-125	.368	61-75	.813	28	68	96	1.5	90	1	123	38	1	44	263	4.2	

Toyra, Stephen

			Total		3-Point		F-Throws		Rebounds											Scoring	
Season	gp-gs	min/avg	fg-fga	pct	fg-fga	pct	ft-fa	pct	off	def	tot	avg	pf	fo	ast	to	blk	stl	pts	avg	
2012	11-0	30/2.7	0-1	.000	0-1	.000	2-5	.400	2	2	4	0.4	1	0	1	0	0	0	2	0.2	
2013	8-0	30/3.8	4-12	.333	0-4	.000	4-4	1.000	2	1	3	0.4	5	0	0	3	0	2	12	1.5	
2014	5-0	16/3.2	0-2	.000	0-1	.000	2-4	.500	0	2	2	0.4	1	0	0	3	0	0	2	0.4	
2015	11-0	26/2.4	2-4	.500	0-2	.000	4-5	.800	1	3	4	0.4	5	0	4	5	0	0	8	0.7	
TOTAL	35-0	102/2.9	6-19	.316	0-8	.000	12-18	.667	5	8	13	0.4	12	0	5	11	0	2	24	0.7	

[18] Purdue 82, [8] Michigan State 81 -- OVERTIME (Feb. 9, 2016)

Michigan State vs Purdue

02/09/16 7:00 PM at West Lafayette, Ind. | Mackey Arena

Michigan State 81 • 20-5, 7-5

##	Player		Total		3-Ptr	Rebounds			PF	TP	A	TO	Blk	Stl	Min
			FG-FGA	FG-FGA	FT-FTA	Off	Def	Tot							
10	Costello, Matt	f	5-12	1-2	0-2	5	0	5	4	11	1	0	1	3	30
23	Davis, Deyonta	f	3-7	0-0	2-2	2	2	4	5	8	0	2	1	1	21
05	Forbes, Bryn	g	3-11	1-7	0-0	1	3	4	2	7	2	0	0	0	41
14	Harris, Eron	g	1-8	1-2	0-0	0	3	3	1	3	2	1	0	0	20
45	Valentine, Denzel	g	10-23	5-12	2-2	1	7	8	3	27	10	2	0	1	42
02	Bess, Javon		0-0	0-0	0-0	0	0	0	0	0	0	0	0	0	2
03	Ellis III, Alvin		1-2	1-1	3-3	0	0	0	0	6	1	0	1	0	6
15	Clark Jr., Marvin		0-0	0-0	0-0	0	0	0	0	0	0	0	0	0	1
20	McQuaid, Matt		4-10	2-4	0-0	1	1	2	2	10	3	1	0	0	25
25	Goins, Kenny		2-3	0-0	5-6	3	6	9	3	9	0	0	0	0	24
34	Schilling, Gavin		0-0	0-0	0-0	2	0	2	5	0	4	2	2	0	10
41	Wollenman, Colby		0-0	0-0	0-0	0	0	0	1	0	1	0	0	0	3
Team						1	1	2				1			
Totals			29-76	11-28	12-15	16	23	39	26	81	24	9	5	5	225

FG % 1st Half: 11-35 31.4% 2nd half: 14-31 45.2% OT: 4-10 40.0% Game: 29-76 38.2% Deadball
3FG % 1st Half: 4-13 30.8% 2nd half: 6-11 54.5% OT: 1-4 25.0% Game: 11-28 39.3% Rebounds
FT % 1st Half: 4-4 100.0 2nd half: 8-11 72.7% OT: 0-0 0.0% Game: 12-15 80.0% 4,1

Purdue 82 • 20-5, 8-4

##	Player		Total		3-Ptr	Rebounds			PF	TP	A	TO	Blk	Stl	Min
			FG-FGA	FG-FGA	FT-FTA	Off	Def	Tot							
12	Edwards, Vince	f	1-4	0-3	7-9	2	2	4	3	9	3	3	1	0	36
50	Swanigan, Caleb	f	4-10	0-2	0-0	1	3	4	4	8	0	6	0	0	24
20	Hammons, A.J.	c	6-13	0-0	7-9	7	6	13	3	19	3	3	8	0	32
03	Thompson, P.J.	g	2-3	0-0	0-0	0	3	3	1	4	3	0	0	0	30
35	Davis, Rapheal	g	8-22	6-8	2-5	2	5	7	2	24	2	1	2	2	43
01	Hill, Johnny		2-3	0-0	2-2	0	1	1	2	6	1	0	0	0	15
14	Cline, Ryan		1-1	1-1	0-0	0	2	2	0	3	2	0	0	0	14
21	Stephens, Kendall		0-1	0-1	0-0	0	1	1	0	0	0	1	0	0	3
23	Taylor, Jacquil		0-0	0-0	0-0	0	0	0	0	0	0	0	0	0	1
31	Mathias, Dakota		1-1	1-1	0-0	0	0	0	0	3	0	0	0	0	14
44	Haas, Isaac		1-2	0-0	4-4	1	3	4	2	6	1	1	0	0	13
Team						2	1	3				1			
Totals			26-60	8-16	22-29	15	27	42	17	82	15	16	11	2	225

FG % 1st Half: 15-24 62.5% 2nd half: 9-32 28.1% OT: 2-4 50.0% Game: 26-60 43.3% Deadball
3FG % 1st Half: 6-8 75.0% 2nd half: 2-7 28.6% OT: 0-1 0.0% Game: 8-16 50.0% Rebounds
FT % 1st Half: 10-10 100.0 2nd half: 6-10 60.0% OT: 6-9 66.7% Game: 22-29 75.9% 2,3

Officials: Ted Valentine, Pat Driscoll, Bill Ek

Technical fouls: Michigan State-None. Purdue-None.

Attendance: 14846

Score by periods	1st	2nd	OT	Total
Michigan State	30	42	9	81
Purdue	46	26	10	82

	In	Off	2nd	Fast	
Points	Paint	T/O	Chance	Break	Bench
MSU	28	17	8	10	25
PURDUE	26	15	14	5	18

Last FG - MSU OT-00:12, PURDUE OT-01:12.

Largest lead - MSU by 4 2nd-04:27, PURDUE by 18 2nd-19:27.

MSU led for 04:34. PURDUE led for 35:56. Game was tied for 04:30.

Score tied - 5 times.

Lead changed - 6 times.

PURDUE GAME NOTES | BIG TEN CHAMPIONSHIP | MARCH 13, 2016 VS. MICHIGAN STATE



TEAM RECORDS

Most 3-Pointers Made / Game

Rk.	Opponent	No.	Date
1.	Vermont	18	11-15-15

Most 3-Point Attempts / Game

Rk.	Opponent	No.	Date
1.	Vermont	36	11-15-15
5.	Howard	31	12-9-15
	North Carolina A&T	31	11-13-15
14.	Pittsburgh	28	12-1-15

Highest Rebound Margin / Game

Rk.	Opponent	Margin	Date
1.	Rutgers	+40 (63-23)	1-18-16
2.	Incarnate Word	+ 37 (56-19)	11-18-15

Highest Assist/Turnover Ratio

Rk.	Opponent	Ratio	Date
3.	Vermont	4.80 (24:5)	11-15-15
4.	Rutgers	4.75 (19:4)	1-18-16
5.	Howard	4.67 (28:6)	12-9-15

Fewest Turnovers / Game

Rk.	Opponent	No.	Date
5.	Rutgers	4	1-18-16
11.	Vermont	5	11-15-15

Most Blocked Shots / Game

Rk.	Opponent	No.	Date
3.	Incarnate Word	13	11-18-15
7.	[8] Michigan State	11	2-9-16

Highest Points Per Possession / Game

Rk.	Opponent	No.	Date
1.	Rutgers	1.57	1-18-16
3.	Vermont	1.41	11-15-15
10.	Howard	1.37	12-9-15

Field Goal Percentage / Half

Rk.	Opponent	Pct. (Half)	Date
12.	Michigan	.762 (2nd)	1-7-16

Points / Career

Rk.	Player	Years	Pts.
16.	Jaraan Cornell	1997-00	1,595
17.	Brian Cardinal	1995-98	1,584
18.	A.J. Hammons	2013-p.	1,566

Rebounds / Career

Rk.	Player	Years	Rebs.
1.	Joe Barry Carroll	1977-80	1,148
2.	Terry Dischinger	1960-62	958
3.	A.J. Hammons	2013-p.	906

3-Pointers Made / Career

Rk.	Player	Years	3Ps
7.	Cuonzo Martin	1992-95	179
8.	Keaton Grant	2007-10	177
9.	Kendall Stephens	2014-p.	175

3-Point Attempts / Career

Rk.	Player	Years	3PA
7.	Keaton Grant	2007-10	504
8.	Kendall Stephens	2014-p.	482

Free Throws Made / Career

Rk.	Player	Years	FTs
15.	Carl Landry	2005-07	359
---	A.J. Hammons	2013-p.	352

Free Throw Attempts / Career

Rk.	Player	Years	FTA
11.	Dennis Bling	1952-55	522
12.	A.J. Hammons	2013-p.	511

Blocked Shots / Career

Rk.	Player	Years	Blks.
1.	Joe Barry Carroll	1977-80	349
2.	A.J. Hammons	2013-p.	336

Blocked Shots / Career Big Ten History

Rk.	Player (Team)	Years	Blks.
4.	Joe Barry Carroll (Purdue)	1977-80	349
5.	A.J. Hammons (Purdue)	2013-p.	336

Blocked Shots / NCAA Active Players Career

Rk.	Player	Team	Blks.
1.	A.J. Hammons	Purdue	336
2.	Chris Horton	Austin Peay	325
3.	Cedric Kuakumensah	Brown	311

Double-Doubles / Career

Rk.	Player	Years	DDs
13.	William Franklin	1970-72	26
14.	A.J. Hammons	2013-p.	24

Rebounds / Season

Rk.	Player	Year	Rebs.
11.	John Garrett	1975	280
12.	Wilson Eison	1959	274
13.	Dave Schellhase	1964	271
14.	Caleb Swanigan	2016	267

Blocked Shots / Season

Rk.	Player	Year	Blks.
5.	Joe Barry Carroll	1977	82
6.	Jaluan Johnson	2011	79
7.	Jaluan Johnson	2009	78
8.	A.J. Hammons	2016	77

Assist:Turnover Ratio / Season

Rk.	Player	Year	Asts.	TOs	Ratio
1.	P.J. Thompson	2016	90	19	4.74
2.	Dakota Mathias	2016	76	20	3.80
3.	Mack Gadis	1986	178	57	3.12
4.	Mark Atkinson	1985	89	31	2.87

► Minimum 75 assists.

Rebounds / Freshman

Rk.	Player	Year	Rebs.
1.	Caleb Swanigan	2016	267
2.	Joe Barry Carroll	1977	206

3-Pointers Made / Freshman

Rk.	Player	Year	3Ps
3.	Chris Lutz	2006	53
4.	Ryan Cline	2016	42

3-Point Attempts / Freshman

Rk.	Player	Year	3Ps
4.	Dakota Mathias	2015	118
5.	Ryan Cline	2016	107

3-Point Percentage / Freshman

Rk.	Player	Year	3P	3PA	Pct.
4.	Chad Austin	1995	22	54	.407
5.	Ryan Cline	2016	42	107	.393
6.	Porter Roberts	1993	16	41	.390

► Minimum 40 3-point attempts.

Double-Doubles / Freshman

Rk.	Player	Year	DDs
1.	Caleb Swanigan	2016	8
2.	Russell Cross	1981	7

Assist:Turnover Ratio / Freshman

Rk.	Player	Year	Asts.	TOs	Ratio
1.	Ryan Cline	2016	44	11	4.00
2.	Troy Lewis	1985	48	23	2.09
3.	Robbie Hummel	2008	84	46	1.83

► Minimum 40 assists.



INDIVIDUAL SINGLE-GAME RECORDS

Field Goals Made Without a Miss

Rk.	Player vs. Opponent	FG-A	Date
11.	A.J. Hammons vs. IUPUI	6-6	12-7-15

3-Pointers Without a Miss

Rk.	Player vs. Opponent	3P-A	Date
4.	Vince Edwards vs. Penn State	4-4	1-13-16
8.	Vince Edwards vs. [22] Indiana	3-3	2-20-16
	Kendall Stephens vs. Incarnate Word	3-3	11-18-15

Blocked Shots

Rk.	Player vs. Opponent	Blks.	Date
3.	A.J. Hammons vs. [8] Michigan State	8	2-9-16
5.	A.J. Hammons vs. Vanderbilt	7	12-22-15

Defensive Rebounds

Rk.	Player vs. Opponent	Rebs.	Date
4.	Caleb Swanigan vs. IUPUI	13	12-7-15

Offensive Rebounds

Rk.	Player vs. Opponent	Rebs.	Date
8.	A.J. Hammons vs. [8] Michigan State	7	2-9-16
	Johnny Hill vs. Rutgers	7	1-18-16

► Since 1986-87 season.

Most Points / 100 Percent Efficiency

Rk.	Player vs. Opponent	Pts.	Date
8.	A.J. Hammons vs. IUPUI (6-6 FGs, 2-2 FTs)	14	12-7-15

Highest Points Efficiency / Min. 30 Points

Rk.	Player vs. Opponent	Eff.	Date
3.	A.J. Hammons vs. Nebraska (14-17 FGs, 4-4 FTs)	.842 (32-of-38)	1-30-16

■ Most Wins

Wins	Year
29	2010
29	1994
29	1988
28	1998
27	2009
► 26	2016
26	2011
26	1996
25	2008
25	1997
25	1987

■ Most Points

Points	Year
3,014	1998
2,871	1994
2,791	1988
2,622	1974
2,605	1969
► 2,581	2016
2,555	2009
2,514	2012
2,505	2000

■ Highest Scoring Average

Avg.	Year
93.0	1969
89.0	1970
85.2	1967
84.9	1968
84.6	1988
84.6	1974
84.4	1994
84.3	1975
▼ Since 1986	
84.6	1988
84.4	1994
► 78.2	2016
77.0	1986
76.4	1995
74.7	2001

■ Highest Scoring Margin

Margin	Year
+13.9	1969
► +13.7	2016
+13.1	1988
+11.1	1987
+11.4	1998
+11.3	1994
+10.7	2011
+9.3	2009
+9.2	2010

■ Lowest Field Goal Percentage Defense

Pct.	Year
.331	1953
.351	1956
.351	1952
.368	1958
.373	1959
.374	1957
.377	1960
.378	1955
▼ Since 1986	
► .391	2016
.391	2009
.399	2010
.401	2015
.403	2004
.405	2013

■ Most 3-Pointers

3Ps	Year
284	2012
► 256	2016
253	2008
252	1994
244	2009
243	1998
235	2011
229	2002
219	2007

■ Most Three-Point Attempts

3PTAs	Year
753	2012
704	2009
► 688	2016
679	2008
650	1998
648	1994
645	2011
635	2002
614	2007

■ Lowest Opponent 3-Point Percentage

Pct.	Year
.290	1996
.295	2004
.297	1990
.299	1994
.305	2000
► .311	2016
.316	1999
.318	2003
.319	2001

■ Highest Free Throw Percentage

Pct.	Year
.782	1969
.760	1998
.752	2003
.749	1962
.745	1977
.744	1966
► .740	2016
.736	2004
.735	1992

■ Most Rebounds

Rebs.	Year
1,405	1974
1,376	1994
1,369	1969
► 1,361	2016
1,339	1998
1,334	1979
1,325	2013
1,311	1975
1,301	1980

■ Highest Rebound Average

Avg.	Year
52.5	1959
52.0	1970
51.1	1964
51.0	1965
51.0	1960
48.9	1969
48.8	1971
48.4	1968
▼ Since 1986	
► 41.2	2016
39.3	2014
39.0	2013
37.2	1998
36.7	2015
36.6	1995

■ Highest Rebound Margin

Margin	Year
► +11.3	2016
+7.6	1970
+5.5	1975
+5.2	2013
+4.8	2015
+4.1	1994
+4.1	1979
+4.1	1969
+3.8	1960
+3.5	2014

■ Most Assists

Asts.	Year
680	1998
680	1988
610	1986
601	1987
► 588	2016
586	1994
564	1979
552	2009
545	1989
542	1975

■ Highest Assist Average

Avg.	Year
20.6	1988
20.0	1987
19.4	1975
19.1	1986
18.9	1998
► 17.8	2016
17.6	1989
17.3	1990
17.3	1985
17.2	1994

■ Highest Assist: Turnover Ratio

Ratio	Year
1.58	1985
1.54	2012
1.52	2011
1.49	1988
► 1.47	2016
1.40	1986
1.37	1987
1.30	2009
1.29	2010

■ Lowest Steals Average

Avg.	Year
3.9	1989
► 4.3	2016
4.4	1990
4.7	1992
4.9	2013
5.0	1991
5.4	2006
5.4	1986
5.4	1985

■ Most Blocks

Blks.	Year
177	2015
176	2009
168	2014
162	2010
► 154	2016
153	2013
147	2008
147	2001
141	2011

■ Highest Blocks Average

Avg.	Year
5.3	2014
5.2	2015
5.1	1978
4.8	2009
► 4.7	2016
4.6	2010
4.5	2001
4.5	2013
4.5	1977
4.3	2008

■ Lowest Turnover Average

Avg.	Year
8.7	2012
10.4	2011
10.9	2010
10.9	1985
11.5	2009
► 12.2	2016
12.3	2014
12.5	1984
12.6	2013

■ Lowest Opponent Turnover Average

Avg.	Year
► 9.4	2016
11.3	2013
11.6	2015
11.6	2014
12.6	2012
12.6	1990
13.5	2005
13.8	1983
13.9	1992

► MISCELLANEOUS

■ Most Wins in Two Seasons

Years	Record	Pct.
2009-10	56-16	.778
2010-11	55-14	.797
1994-95	54-12	.818
1987-88	54-9	.857
2008-09	52-19	.732
1995-96	51-13	.797
1979-80	50-18	.735
1998-99	49-21	.700
2011-12	48-21	.696
► 2015-16	47-20	.701
2007-08	47-21	.691
1993-94	47-15	.758
1986-87	47-15	.758

PURDUE GAME NOTES | BIG TEN CHAMPIONSHIP | MARCH 13, 2016 VS. MICHIGAN STATE

BIG TEN TOURNAMENT RECORDS


■ Purdue Team / Game		
Points (Score)	Opponent	Date
91 (91-77)	Minnesota	3-8-01
89 (89-58)	Illinois	3-11-16
79 (79-61)	Nebraska	3-8-12
79 (79-65)	Penn State	3-13-09
76 (76-59)	Michigan	3-12-16
76 (76-71)	Indiana	3-6-98
Points (Half)		
51 (1st)	Penn State	3-13-09
46 (2nd)	Minnesota	3-8-01
45 (1st)	Illinois	3-11-16
45 (1st)	Minnesota	3-8-01
44 (2nd)	Illinois	3-11-16
Fewest Points (Score)		
42 (42-69)	Minnesota	3-13-10
42 (42-54)	Michigan State	3-14-03
51 (51-71)	[6] Wisconsin	3-14-15
52 (52-71)	Iowa	3-10-05
52 (52-63)	Minnesota	3-11-04
Fewest Points (Half)		
11 (1st)	Minnesota	3-13-10
12 (1st)	Michigan State	3-14-03
16 (2nd)	[6] Wisconsin	3-14-15
19 (1st)	Minnesota	3-11-04
23 (1st)	Michigan State	3-11-11
23 (1st)	Iowa	3-10-05
■ Field Goals Made		
High:	35 Illinois	3-11-16
Low:	13 Michigan State	3-14-03
■ Field Goal Attempts		
High:	64 Ohio State	3-15-09
Low:	46 Penn State	3-13-15
■ Field Goal Percentage		
High:	.640 Minnesota	3-8-01
Low:	.260 Michigan State	3-14-03
■ Three-Pointers Made (Since 1987)		
High:	13 Two Times; last vs. Illinois	3-11-16
Low:	2 Five Times	
■ Three-Point Attempts (Since 1987)		
High:	28 Iowa	3-7-02
Low:	10 [24] Ohio State	3-13-14
■ Three-Point Percentage (Since 1987)		
High:	.636 Minnesota	3-8-01
Low:	.143 Minnesota	3-13-10
■ Free Throws Made		
High:	29 Northwestern	3-12-10
Low:	5 Minnesota	3-11-04
■ Free Throw Attempts		
High:	39 Northwestern	3-12-10
Low:	9 Two Times	
■ Free Throw Percentage		
High:	1.000 [6] Wisconsin	3-14-15
Low:	.444 Minnesota	3-13-10
■ Rebounds		
High:	44 Ohio State	3-15-09
■ Assists		
High:	25 Illinois	3-11-16
■ Steals		
High:	10 Illinois	3-14-08
■ Blocks		
High:	7 Three Times	
■ Turnovers		
High:	20 Michigan State	3-14-03
Low:	4 Michigan State	3-11-11

■ Purdue Individual / Game		
Points	Player vs. Opponent	Date
33	Brian Cardinal vs. Michigan	3-4-99
28	E'Twaun Moore vs. Northwestern	3-12-10
27	A.J. Hammons vs. Michigan	3-12-16
25	Mike Robinson vs. Indiana	3-6-98
24	Carl Landry vs. [1] Ohio State	3-10-07
23	A.J. Hammons vs. Penn State	3-13-15
23	Chad Austin vs. [18] Michigan	3-8-98
22	JaJuan Johnson vs. Northwestern	3-12-10
22	E'Twaun Moore vs. Illinois	3-14-08
22	Maynard Lewis vs. Minnesota	3-8-01
22	Chad Austin vs. [17] Illinois	3-7-98
21	JaJuan Johnson vs. Michigan State	3-11-11
20	D.J. Byrd vs. [7] Ohio State	3-9-12
20	Robbie Hummel vs. Penn State	3-13-09
20	JaJuan Johnson vs. Illinois	3-14-09
20	Carl Landry vs. Iowa	3-9-07
20	Gary Ware vs. Michigan State	3-9-06
Field Goals Made		
11	A.J. Hammons vs. Michigan	3-12-16
10	Chad Miller vs. [18] Michigan	3-8-98
9	JaJuan Johnson vs. Michigan State	3-11-11
9	Carl Landry vs. [1] Ohio State	3-10-07
9	Maynard Lewis vs. Minnesota	3-8-01
9	Mike Robinson vs. Indiana	3-6-98
Field Goal Attempts		
19	JaJuan Johnson vs. Michigan State	3-11-11
18	JaJuan Johnson vs. Ohio State	3-15-09
18	Brian Cardinal vs. Michigan	3-4-99
18	Brandon McKnight vs. Iowa	3-10-05
Three-Pointers Made		
5	Ryne Smith vs. Nebraska	3-8-12
5	Keaton Grant vs. Penn State	3-13-09
5	E'Twaun Moore vs. Ohio State	3-15-09
5	E'Twaun Moore vs. Illinois	3-14-08
5	Brian Cardinal vs. Michigan	3-4-99
Three-Point Attempts		
10	D.J. Byrd vs. [7] Ohio State	3-9-12
10	E'Twaun Moore vs. Ohio State	3-15-09
10	Brian Cardinal vs. Wisconsin	3-10-00
10	Chad Austin vs. Indiana	3-6-98
Free Throws Made		
12	E'Twaun Moore vs. Northwestern	3-12-10
9	A.J. Hammons vs. Penn State	3-13-15
8	JaJuan Johnson vs. Northwestern	3-12-10
8	Carson Cunningham vs. Minnesota	3-8-01
Free Throw Attempts		
17	E'Twaun Moore vs. Northwestern	3-12-10
11	A.J. Hammons vs. Penn State	3-13-15
11	Carl Landry vs. Iowa	3-9-07
Rebounds		
12	Caleb Swanigan vs. Illinois	3-11-16
12	Robbie Hummel vs. Illinois	3-14-09
11	A.J. Hammons vs. Michigan	3-12-16
11	Jon Octeus vs. Penn State	3-13-15
11	Robbie Hummel vs. Ohio State	3-15-09
11	Robbie Hummel vs. Illinois	3-14-08
11	Carl Landry vs. Iowa	3-9-07
Assists		
10	Lewis Jackson vs. [7] Ohio State	3-9-12
9	Carson Cunningham vs. Minnesota	3-8-01
8	Chad Miller vs. [18] Michigan	3-8-98
7	Chris Kramer vs. Penn State	3-13-09
Steals		
4	Chris Kramer vs. Ohio State	3-15-09
Blocks		
6	Brett Buscher vs. Minnesota	3-11-04

■ Opponent Team / Game		
Points (Score)	Opponent	Date
88 (71-88)	[7] Ohio State	3-9-12
87 (72-87)	Iowa	3-7-02
83 (66-83)	[8] Illinois	3-9-01
79 (73-79 •)	Michigan	3-4-99
78 (66-78)	Wisconsin	3-10-00
► Purdue score listed first.		
Points (Half)		
48 (2nd)	[7] Ohio State	3-9-12
47 (1st)	[8] Illinois	3-9-01
46 (1st)	Iowa	3-7-02
45 (2nd)	[18] Michigan	3-8-98
44 (2nd)	Wisconsin	3-8-00
Fewest Points (Score)		
47 (68-47)	[17] Illinois	3-7-98
54 (42-54)	Michigan State	3-14-03
55 (74-55)	Iowa	3-9-07
56 (66-56)	Illinois	3-14-09
57 (55-57)	Nebraska	4-14-13
► Purdue score listed first.		
Fewest Points (Half)		
17 (1st)	Illinois	3-14-09
22 (2nd)	Penn State	3-13-15
22 (2nd)	[17] Illinois	3-7-98
24 (1st)	Michigan State	3-14-03
25 (2nd)	Iowa	3-9-07
25 (1st)	Illinois	3-11-16
25 (1st)	[17] Illinois	3-7-98
FGM:		
37	[7] Ohio State	3-9-12
FGA:		
70	[18] Michigan	3-8-98
FG Pct.:		
.612	Illinois	3-14-08
3PM:		
13	Minnesota	3-8-01
3PA:		
31	Minnesota	3-8-01
FTM:		
25	Michigan State	3-11-11
FTA:		
31	Two Times	
Rebs:		
50	Minnesota	3-13-10
Asts:		
24	[18] Michigan	3-8-98
Stls:		
9	[24] Ohio State	3-13-14
Blks:		
10	Two Times	
High TOs:		
23	Illinois	3-14-08
Low TOs:		
3	Two Times	
■ Opponent Individual / Game		
Points	Player, Opponent	Date
31	Kerwin Fleming, Minnesota	3-8-01
30	Jared Sullinger, [7] Ohio State	3-9-12
30	Kalin Lucas, Michigan State	3-11-11
26	Demetri McCamey, Illinois	3-14-08
26	Louis Bullock, Michigan	3-4-99
25	Luke Recker, Iowa	3-7-02
24	Andrae Patterson, Indiana	3-6-98
24	Robert Traylor, [18] Michigan	3-8-98
22	Deshaun Thomas, [7] Ohio State	3-9-12
22	Bo Spencer, Nebraska	3-8-12
22	Evan Turner, Ohio State	3-15-09
22	Mark Vershaw, Wisconsin	3-8-00
Rebounds		
19	Greg Oden, [1] Ohio State	3-10-07
18	Reggie Evans, Iowa	3-7-02
15	LaQuinton Ross, [24] Ohio State	3-13-14
13	Draymond Green, Michigan State	3-11-11
13	Robert Traylor, [18] Michigan	3-8-98
Assists		
11	Frank Williams, [8] Illinois	3-9-01
Steals		
4	Mike Kelley, Wisconsin	3-8-00
Blocks		
5	Kurt Looby, Iowa	3-9-07



#1 - Johnny Hill
Senior | Guard | 6-3 | 187
Glendale Heights, Ill.




#2 - Jon McKeeman
Senior | Guard | 6-1 | 190
Fort Wayne, Ind.



#3 - P.J. Thompson
Sophomore | Guard | 5-10 | 188
Indianapolis, Ind.



#5 - Basil Smotherman
Junior | Forward | 6-6 | 230
Indianapolis, Ind.



#11 - Stephen Toyra
Senior | Guard | 6-3 | 185
Lafayette, Ind.




#12 - Vince Edwards
Sophomore | Forward | 6-8 | 225
Middletown, Ohio




#14 - Ryan Cline
Freshman | Guard | 6-5 | 190
Carmel, Ind.



#20 - A.J. Hammons
Senior | Center | 7-0 | 250
Gary, Ind.




#21 - Kendall Stephens
Junior | Guard | 6-7 | 205
St. Charles, Ill.




#22 - Grant Weatherford
Freshman | Guard | 6-2 | 198
Cicero, Ind.



#23 - Jacquil Taylor
RS Freshman | Forward | 6-10 | 240
Cambridge, Mass.



#24 - Grady Eifert
Freshman | Forward | 6-6 | 221
Fort Wayne, Ind.



#31 - Dakota Mathias
Sophomore | Guard | 6-4 | 200
Elida, Ohio



#35 - Rapheal Davis
Senior | Guard | 6-6 | 217
Fort Wayne, Ind.



#44 - Isaac Haas
Sophomore | Center | 7-2 | 282
Hokes Bluff, Ala.




#50 - Caleb Swanigan
Freshman | Forward | 6-9 | 250
Fort Wayne, Ind.



Matt Painter
Head Coach
Purdue (1994)
11th Season at Purdue



Jack Owens
Associate Head Coach
Eastern Illinois (1999)
8th Season at Purdue



Greg Gary
Assistant Coach
Tulane (1992)
5th Season at Purdue



Brandon Brantley
Assistant Coach
Purdue (1997)
3rd Season at Purdue



Elliot Bloom
Director of Operations
Purdue (1999)
8th Season at Purdue