

# PURDUE BOILERMAKERS

## 2021-22 BASKETBALL GAME NOTES

MBB Contact: Chris Forman ►► Email: cforman@purdue.edu ►► Office: 765.494.3201 ►► Cell: 413.687.4590 ►► Address: 900 John Wooden Drive, West Lafayette, IN 47907

### GAME 24 // PURDUE AND ILLINOIS READY FOR SUPER TUESDAY REMATCH



[3 / 3] PURDUE (20-3 / 9-3 BIG TEN) vs. [13 / 13] ILLINOIS (17-5 / 10-2 BIG TEN)

Tuesday, February 8, 2022 • 9 p.m. ET • West Lafayette, Ind. / Mackey Arena (14,804 / SOLD OUT)

TELEVISION: ESPN (Jason Benetti, Robbie Hummel, Myron Medcalf) | Satellite Radio (SIRIUS 85, XM 195, SXM App 957)

RADIO: 22 stations on the Purdue Radio Network and on Varsity Sports Network (online); Rob Blackman and Bobby Riddell.

LIVE STATS: PurdueStats.com // SOCIAL MEDIA: @BoilerBall on Twitter, Instagram and Facebook

	Record	20-3	VS.	Record	17-5	
	Big Ten	9-3		Big Ten	10-2	
	Home	12-1		Home	10-2	
	Away	4-2		Away	5-2	
	Neutral	4-0		Neutral	2-1	
	Streak	Win-5		Streak	Win-4	
	AP / Coaches	3 / 3		AP / Coaches	13 /	
	NET / KenPom	5 / 5		NET / KenPom	13 / 15	

THE SERIES: Purdue leads, 103-90 // LAST MEETING: Jan. 17, 2022 (Purdue, 96-88; 2 OT) // STREAK: Purdue, win-1

#### MATT PAINTER

17th season at Purdue (375-187)

18th season overall (400-192)

#### THE HEAD COACHES

Record at School

Career Record

#### BRAD UNDERWOOD

5th season at Illinois (88-61)

9th season overall (197-88)

#### THE OPENING TIP

- The No. 3-ranked Purdue Boilermakers hosts No. 13 Illinois on Tuesday night with a spot atop the league standings on the line. Illinois leads the Big Ten with a 10-2 league mark, while Purdue (and others) are a game behind in the loss column. A win over the Illini would give Purdue an important season sweep and be the Boilermakers' sixth win in a row and ninth in its last 10 league games after starting 1-2.
- Purdue enters with a 20-3 mark, while Illinois is 17-5. Purdue has six quad-1 wins (6-2 record), while Illinois has five (5-3 record).
- The contest will be televised on ESPN with Jason Benetti, Robbie Hummel and Myron Medcalf on the call. On the radio waves, Rob Blackman and Bobby Riddell will be courtside on the 22-station Purdue Radio Network and online on the Varsity Sports Network (app). Live stats will be provided on PurdueStats.com and updates will be provided on Purdue's official Twitter account (@BoilerBall).

#### THE NOTES TO KNOW

- Matt Painter (18th season overall) won his 400th career game on Saturday vs. Michigan. Painter is now 50th on the active coaches wins list (400), but only two coaches ahead of him (TCU's Jamie Dixon, UCLA's Mick Cronin) have been a head coach fewer than 20 seasons.
- Since the 2015-16 season, Purdue is 100 games over .500 (163-63). Purdue is one of 13 teams to accomplish that (two Big Ten teams; MSU).
- Through Sunday's games, Purdue's 20 wins are tied for the fourth most in America (Auburn, Murray State - 22; South Dakota State - 21).
- Since Feb. 1, 2021, Purdue is the only team nationally without a double-digit loss. Purdue's seven losses in that span have come by 1, 3, 9 (ot), 9 (ot), 2, 5 and 3 points. In regulation games only, Purdue's five losses in that span are 1, 3, 2, 5 and 3 points.
- Zach Edey and Jaden Ivey were named to the Wooden Award late-season top-20 list. Ivey was tabbed one of 10 finalists for the West Award given to the nation's best shooting guard, while Edey is one of 10 finalists for the Abdul-Jabbar Award given to the nation's top center.
- With the win over Michigan, Purdue became the first Big Ten program to amass 1,000 conference victories.
- Purdue leads the Big Ten in scoring, field goal percentage, 3-point percentage, 3-pointers, rebound margin (also lead nationally) and assists.
- Purdue leads the country in offensive efficiency (126.1) and has been held under 1.00 points / possession just once (Indiana - 0.98).
- Purdue has trailed by double-digits in just three games this year (Villanova, North Carolina State, Indiana) and won two of them.
- Since 2014-15, Purdue is 35-15 (.700) during the month of February, having won five straight games in the month, four by double-digits.
- Since the 2014-15 season, Purdue (100-43) is the only Big Ten program to have won 100 conference games (MSU - 98; Wisconsin - 93).

#### 2021-22 PURDUE ROSTER (► denotes probable starter)

No.	Name	Yr.	Pos.	Ht.	Wt.	Hometown	GP / GS	PPG	RPG	APG	Other
0	► Mason Gillis	So.	F	6-6	230	New Castle, Ind.	19 / 11	7.1	4.1	0.9	22-25 FTs
1	Brian Waddell	Fr.	F	6-7	180	Carmel, Ind.	0 / 0	—	—	—	— REDSHIRTING 2021-22 SEASON —
2	► Eric Hunter Jr.	Sr.	G	6-4	175	Indianapolis, Ind.	23 / 5	5.1	1.6	2.0	17-39 3Ps
3	Caleb Furst	Fr.	C	6-10	230	Fort Wayne, Ind.	22 / 12	4.7	4.0	0.6	BIG FOW (N22)
4	Trey Kaufman-Renn	Fr.	F	6-9	225	Sellersburg, Ind.	0 / 0	—	—	—	— REDSHIRTING 2021-22 SEASON —
5	Brandon Newman	So.	G	6-5	200	Valparaiso, Ind.	19 / 1	5.3	2.1	0.7	25 3Ps
11	Isaiah Thompson	Jr.	G	6-1	160	Zionsville, Ind.	23 / 20	5.6	1.1	1.3	40.8 3P %
14	Jared Wulbrun	Sr.	G	5-10	180	Stanford, Calif.	8 / 0	0.3	0.1	0.0	
15	► Zach Edey	So.	C	7-4	295	Toronto, Ontario	23 / 19	14.9	7.6	1.3	68.5 FG %
21	Matt Frost	Jr.	F	6-5	200	Columbus, Ind.	8 / 0	0.5	0.4	0.0	
22	Chase Martin	So.	G	6-3	180	Columbia, Mo.	8 / 0	0.3	0.3	0.1	
23	► Jaden Ivey	So.	G	6-4	195	South Bend, Ind.	22 / 20	17.3	5.2	3.2	BIG POW (J30)
25	Ethan Morton	So.	G	6-6	215	Butler, Pa.	23 / 0	2.6	1.3	1.8	8-19 3Ps
34	Carson Barrett	So.	G	6-5	215	Lafayette, Ind.	8 / 0	0.5	0.6	0.0	
50	Trevion Williams	Sr.	F	6-10	255	Chicago, Ill.	23 / 4	12.4	8.2	3.2	2X BIG POW
55	► Sasha Stefanovic	Sr.	G	6-5	205	Crown Point, Ind.	23 / 23	12.1	2.7	3.7	62-148 3Ps

#### 2021-22 PURDUE SCHEDULE

Date	P / O	Rank	Opponent	TV	Time/Result
N9	7 / -		Bellarmine	BTN+	W, 96-67
N12	7 / -		Indiana State	BTN	W, 92-67
N16	6 / -		Wright State	BTN	W, 96-52
N20	2	6 / 18	vs. North Carolina	ESPNNews	W, 93-84
N21	2	6 / 5	vs. Villanova	ABC	W, 80-74
N26	3 / -		Omaha	BTN+	W, 97-40
N30	3	2 / -	Florida State	ESPN	W, 93-65
D3	* 2 / RV		Iowa	BTN	W, 77-70
D9	* 1 / -		at Rutgers	BTN	L, 68-70
D12	4	1 / -	vs. North Carolina State	BTN	W, 82-72
D18	5	3 / -	vs. Butler	FOX	W, 77-48
D20	3 / -		Incarnate Word	BTN	W, 79-59
D29	3 / -		Nicholls	BTN	W, 104-90
J3	* 3 / 23		Wisconsin	BTN	L, 69-74
J8	* 3 / -		at Penn State	BTN	W, 74-67
J14	* 7 / -		Nebraska	FS1	W, 92-65
J17	* 4 / 17		at Illinois	FOX	W, 96-88 -
J20	* 4 / RV		at Indiana	FS1	L, 65-68
J23	* 4 / -		Northwestern	BTN	W, 80-60
J27	* 6 / RV		at Iowa	FS1	W, 83-73
J30	* 6 / 16		Ohio State	CBS	W, 81-78
F2	* 4 / -		at Minnesota	BTN	W, 88-73
F5	* 4 / -		Michigan	FOX	W, 82-76
F8	* 3 / 13		Illinois	ESPN	9 p.m.
F10	* 3 / -		at Michigan	ESPN	9 p.m.
F13	* 3 / -		Maryland	CBS	1 p.m.
F16	* - / -		at Northwestern	BTN	9 p.m.
F20	* - / -		Rutgers	FS1	5:30 p.m.
F26	* - / 17		at Michigan State	ESPN / ESPN2	TBA
M1	* - / 14		at Wisconsin	ESPN / ESPN2	9 p.m.
M5	* - / RV		Indiana	ESPN / ESPN2	TBA
M9	6	- / -	Big Ten First Round	BTN	TBA
M10	6	- / -	Big Ten Second Round	BTN	TBA
M11	6	- / -	Big Ten Quarterfinals	BTN	TBA
M12	6	- / -	Big Ten Semifinals	CBS	TBA
M13	6	- / -	Big Ten Championship	CBS	3:30 p.m.
TBA	7	- / -	NCAA Tournament		TBA

\* Home games played at Mackey Arena in bold.

\* All times Eastern and subject to change.

- 1 Denotes Big Ten Conference Game
- 2 Denotes exhibition game (West Lafayette, Ind.)
- 3 Denotes Hall of Fame Tip-off Classic (Uncasville, Conn.)
- 4 Denotes ACC / Big Ten Challenge (West Lafayette, Ind.)
- 5 Denotes Hall of Fame Invitational (Brooklyn, N.Y.)
- 6 Denotes Crossroads Classic (Indianapolis, Ind.)
- 7 Denotes Big Ten Tournament (Indianapolis, Ind.)
- 8 Denotes NCAA Tournament (TBA)

#### INSIDE THE NUMBERS (Through Feb. 6, 2022)

PURDUE			ILLINOIS		
NCAA Rk.	Stats	Category	Stats	NCAA Rk.	
4	84.5	Scoring Offense	77.1	50	
171	68.7	Scoring Defense	65.5	78	
8	+15.8	Scoring Margin	+11.7	26	
3	.508	FG Percentage	.462	73	
139	.422	FG Pct. Defense	.396	30	
3	.411	3-Point Percentage	.370	41	
19	9.7	3-Pointers / Game	9.4	25	
196	.706	Free Throw Percentage	.711	182	
1	+11.7	Rebound Margin	+8.6	6	
6	18.2	Assists	15.8	41	
59	11.4	Turnovers	12.9	172	
7	1.59	Assist / TO Ratio	1.23	63	
272	-1.43	Turnover Margin	-2.23	311	

#BoilerUp | @BoilerBall | PURDUESPORTS.COM



MEDIA AVAILABILITY (all times Eastern; contact Chris Forman for more information)						
<b>Tuesday</b> <b>February 8</b> <b>► GAMEDAY</b> <b>• [13] Illinois</b> <b>• ESPN</b> <b>• West Lafayette, Ind.</b> <b>• Mackey Arena</b> <b>• 9 p.m.</b>	<b>Wednesday</b> <b>February 9</b> <b>• No availability</b>	<b>Thursday</b> <b>February 10</b> <b>► GAMEDAY</b> <b>• Michigan</b> <b>• ESPN</b> <b>• Ann Arbor, Mich.</b> <b>• Crisler Center</b> <b>• 9 p.m.</b>	<b>Friday</b> <b>February 11</b> <b>• No availability</b>	<b>Saturday</b> <b>February 12</b> <b>• Coach Painter (1:45 p.m.)</b> <b>• Student Athletes (1:45 p.m.)</b>	<b>Sunday</b> <b>February 13</b> <b>► GAMEDAY</b> <b>• Maryland</b> <b>• CBS</b> <b>• West Lafayette, Ind.</b> <b>• Mackey Arena</b> <b>• 1 p.m.</b>	<b>Monday</b> <b>February 14</b> <b>• Painter Radio Show (6 p.m.)</b>

<p><b>THE SERIES WITH THE ILLINI</b></p> <ul style="list-style-type: none"> <li>• Tuesday's contest with Illinois marks the 194th meeting between the two teams with Purdue holding a 103-90 series advantage. Purdue snapped a 3-game skid to Illinois on Jan. 17, in a 96-88.</li> </ul>	<p><b>STREAKING IN THE TOP 10</b></p> <ul style="list-style-type: none"> <li>• Purdue rose to No. 3 in the AP Top 25 poll released Monday, marking Purdue's 14th straight week of being ranked in the top seven.</li> <li>• The 14-week stretch of being ranked in the top 10 is the second-</li> </ul>	<p><b>PILING UP THE RANKED WINS</b></p> <ul style="list-style-type: none"> <li>• Since the start of the 2016-17 season, Purdue has 28 wins over nationally-ranked teams, good for the sixth-most nationally. Purdue is 28-25 against ranked teams during that span.</li> </ul>
--	---	--

- To show how competitive this series has been, the margin of difference in points scored in the 193 previous games is 27 points (Purdue 11,199; Illinois 11,172).

- This will be just the third game between a ranked Illinois and ranked Purdue team during the Painter era (Feb. 8, 2009 and Jan. 17, 2022). Illinois won the first meeting, Purdue the most recent one.

► SERIES FACTS VS. ILLINOIS	
Overall	103-90
at Mackey Arena	33-12
Painter vs. Illinois	18-10
Underwood vs. Purdue	3-3

► LAST 10 GAMES VS. ILLINOIS (6-4)				
Date	P / O	Opponent	Result	Score
3-7-15	- / -	West Lafayette, Ind.	W	63-58

► PURDUE PLAYERS VS. ILLINOIS					
Player	GP-GS	PPG	RPG	APG	Other
Zach Edey	2-1	13.5	6.0	0.5	5 blocks
Sasha Stefanovic	5-4	9.6	2.8	1.0	
Jaden Ivey	2-1	9.5	5.0	1.0	13-15 FTs
Brandon Newman	2-1	8.5	3.5	0.0	
Trevion Williams	5-3	7.6	5.4	1.4	
Eric Hunter Jr.	5-3	4.6	2.4	1.6	
Isaiah Thompson	4-1	4.3	0.5	0.8	
Mason Gillis	2-2	3.0	2.0	0.5	
Caleb Furst	1-0	0.0	2.0	0.0	
Ethan Morton	2-0	0.0	0.5	0.5	

No.	Date
64	Feb. 4, 2008 to March 14, 2011
41	Nov. 2, 2015 to Nov. 20, 2017
34	Nov. 4, 1997 to Feb. 22, 1999
34	Nov. 30, 1992 to March 14, 1994
33	Nov. 15, 1986 to March 14, 1988
20	Feb. 12, 1979 to March 3, 1980
19	Dec. 4, 2017 to Nov. 26, 2018
17	<b>March 1, 2021 to present</b>

Date	P / O	Opponent	Result	Score
2-12-08	19 / 10	Michigan State	W	60-54
12-2-08	9 / 4	Duke	L	60-76
2-17-09	19 / 6	Michigan State	W	72-54
1-1-10	4 / 6	West Virginia	W	77-62
1-28-10	10 / 16	Wisconsin	W	60-57
2-28-10	3 / 14	Michigan State	L	44-53
1-22-11	14 / 17	Michigan State	W	86-76
1-29-11	12 / 16	Minnesota	W	73-61
2-16-11	11 / 10	Wisconsin	W	70-62
2-20-11	11 / 2	Ohio State	W	76-63
2-9-16	19 / 8	Michigan State	W	82-81
2-27-16	20 / 10	Maryland	W	83-79
11-13-16	15 / 3	Villanova	L	76-79
1-8-17	20 / 13	Wisconsin	W	66-55
2-1-17	23 / 25	Northwestern	W	80-59
1-25-18	3 / 25	Michigan	W	92-88
2-7-18	3 / 14	Ohio State	L	63-64
3-2-21	23 / 25	Wisconsin	W	73-69
1-3-22	3 / 23	Wisconsin	L	69-74
1-30-22	6 / 16	Ohio State	W	81-78



**HOME-COURT ADVANTAGE**

- Over its last 108 games at Mackey Arena, Purdue is 97-11.
- Since the start of the 2014-15 season, Purdue is 20-7 at Mackey Arena against nationally-ranked opponents.
- Purdue will enter next season having won 14 straight games at Mackey Arena against non-conference opposition.
- With the Paint Crew in attendance, Purdue is 80-8 at Mackey Arena since the 2014-15 season.

**BIG-GAME GOLDS**

- Purdue has won 14 straight games when wearing gold uniforms. Its last loss came on New Year's Day in 2017, in overtime to Minnesota.

**► WINNING STREAK WHEN WEARING GOLD UNIFORMS**

Date	P / O	Opponent	Result	Score
2-14-17	16 / -	Rutgers	W	74-55
12-21-17	16 / -	Tennessee State	W	97-48
1-3-18	13 / -	Rutgers	W	82-51
1-16-18	3 / -	Wisconsin	W	78-50
1-31-18	3 / -	Maryland	W	75-67
12-6-18	- / 23	Maryland	W	62-60
1-3-19	- / 25	Iowa	W	86-70
1-27-19	- / 6	Michigan State	W	73-63
2-27-19	14 / -	Illinois	W	73-56
12-4-19	- / 5	Virginia	W	69-40
1-12-20	- / 8	Michigan State	W	71-42
12-25-20	- / -	Maryland	W	73-70
2-6-21	24 / -	Northwestern	W	75-70
11-30-21	2 / -	Florida State	W	93-65

**ELITE SHOOTING AT ALL LEVELS**

- Purdue is one of two teams nationally to shoot over 50.0 percent from the field, 40.0 percent from 3-point range and 70.0 percent from the free throw line.

**► 50, 40, 70 SHOOTING PERCENTAGES (TEAM)**

Team	FG %	3P %	FT %
South Dakota State	.521	.445	.766
<b>Purdue</b>	<b>.508</b>	<b>.411</b>	<b>.706</b>

► Through games played Feb. 6, 2022.

**REACHING THESE LEVELS MEANS A VICTORY**

- Purdue has won 50 straight games when shooting at least 50.0 percent from the field, 40.0 percent from 3-point range and 70.0 percent from the free throw line, last losing to Illinois on March 3, 2004 (81-79; ot).

**BEST SHOOTING TEAM IN SCHOOL HISTORY?**

- Purdue has never had a season where it shot 50-40-70 from the three levels, but is trying to do that this year.
- Purdue's 50.8 field goal percentage is currently the program's best since shooting 52.2 percent during the 1989-90 season. It has shot over 49.0 percent just once since 1989-90 (2017-18 season; 49.3).
- Purdue's 41.1 percent from long range currently ranks fourth in school history.
- Purdue is the only power-conference team to rank in the top 25 in the NCAA in field goal percentage and 3-point percentage.

**SNIPERS UNITE**

- Purdue has a lethal frontline, but has surrounded that frontline with some serious 3-point arsenal. Purdue has seven players that are over 40.0 percent from long distance and another, **Brandon Newman**, that definitely has the capability.

**► PURDUE'S 3-POINT SHOOTERS (SEASON / CAREER)**

Player	3P-A	Pct.	3P-A	Pct.
Mason Gillis	25-49	.510	44-103	.427
Ethan Morton	9-20	.450	13-34	.382
Eric Hunter Jr.	17-39	.436	92-287	.321
Sasha Stefanovic	62-148	.419	201-501	.401
Caleb Furst	7-17	.412	7-17	.412
Jaden Ivey	44-107	.411	69-204	.338
Isaiah Thompson	31-76	.408	90-234	.385
Brandon Newman	25-77	.325	64-180	.356

**MAKING HALF OF THEM**

- Purdue has shot over 50.0 percent from the field in 14-of-23 games, the fourth-highest total nationally (South Dakota State - 16; Gonzaga - 15; **Purdue**, Belmont - 14).
- Purdue has shot at least 40.0 percent from 3-point range in 15-of-23 games, the second-highest total nationally (South Dakota State - 17; **Purdue - 15**).

**NCAA LEADERS IN SHOOTING**

- Purdue is among the top teams in the country in shooting percentages from the field and from deep, ranking third in both field goal percentage and 3-point percentage. Purdue is the only high-major program to rank in the top-25 of both categories.

**► NATION'S LEADERS IN FG PCT / 3P PCT.**

Team	FG %	Team	3P %
Gonzaga	.536	South Dakota State	.445
South Dakota State	.522	Virginia Tech	.417
<b>Purdue</b>	<b>.508</b>	<b>Purdue</b>	<b>.411</b>

**ANOTHER HOT START**

- Purdue is 20-3 (or better) for the third time under **Matt Painter** and for the sixth time since the 1979-80 season.

**► 22-GAME STARTS SINCE 1979-80**

Year	23-game	24-game	Final	Postseason
<b>2021-22</b>	<b>20-3</b>			
2017-18	21-2	22-2	30-7	L - Sweet 16
2009-10	20-3	21-3	29-6	L - Sweet 16
1993-94	20-3	21-3	29-5	L - Elite 8
1987-88	21-2	21-3	29-4	L - Sweet 16
1986-87	20-3	21-3	25-5	L - 2nd Rd.

**GET TO AND KEEP THEM OFF THE LINE**

- Purdue has outscored its opponents by 136 points at the free throw line, the fourth-largest margin in the country.

**► FREE THROWS MADE DIFFERENCE**

Team	Team	Opp.	Diff.
Weber State	399	243	+156
Oakland	358	206	+152
Providence	349	209	+140
<b>Purdue</b>	<b>348</b>	<b>212</b>	<b>+136</b>
South Dakota State	386	250	+136

► Through games played Feb. 6, 2022.

**A BUNCH OF POINTS**

- Purdue has scored at least 90 points in nine of its 23 games this year, which is a good thing since Purdue has won 111 straight games when scoring at least 90 points (dating to Nov. 1987).

**► TIMES SCORING 90 POINTS (2021-22 SEASON)**

No.	Team
11	Gonzaga,
10	South Dakota State
<b>9</b>	<b>Purdue</b>
8	Arizona, Belmont
7	Syracuse

► Through games played Feb. 6, 2022

**ANALYTICS FROM KENPOM**

- No. 1 in offensive efficiency.
- No. 2 in effective field goal percentage.
- No. 7 in offensive rebound percentage.
- No. 7 in 2-point field goal percentage.
- No. 17 in assists / field goals made.
- No. 29 in percentage of bench minutes.
- No. 33 in free throw attempts / field goal attempts.
- No. 40 in strength of schedule.
- **Mason Gillis** is 1st in offensive rating (all players -- 143.1).
- **Zach Edey** is 2nd in fouls drawn / 40 minutes.
- **Zach Edey** is 9th in the KenPom Player of the Year ratings.
- **Zach Edey** is 11th in percentage of possessions used.
- **Trevion Williams** is 12th in percentage of possessions used.

**AND MORE ABOUT THAT OFFENSIVE EFFICIENCY NUMBER**

- Purdue's adjusted offensive efficiency number is 126.1, meaning Purdue averages 126.1 points per 100 possessions, a number that leads the country, and ranks fourth all-time, and second all-time in the Big Ten, during the KenPom era.

**► TOP OFFENSIVE EFFICIENCY NUMBER (KENPOM ERA)**

No.	Team	Year	Record	Post.
129.0	Wisconsin	2015	36-4	L - NCAA Champ
127.8	Villanova	2018	36-4	W - NCAA Title
126.4	Gonzaga	2021	31-1	L - NCAA Champ
<b>126.1</b>	<b>Purdue</b>	<b>2022</b>	<b>20-3</b>	
126.0	Oklahoma State	2017	20-13	L - 1st rd.
125.4	Notre Dame	2015	32-6	L - Elite 8
125.1	Missouri	2012	30-5	L - 1st rd.
125.0	Baylor	2021	28-2	W - NCAA Title
125.0	Ohio State	2011	34-3	L - Sweet 16

- Purdue and Gonzaga are the only teams to be able to boast a top-5 offense in at least three of the last five years.

**► TOP-50 OFFENSES IN THE LAST SEVEN YEARS (SINCE 2015-16)**

Team	2016	2017	2018	2019	2020	2021	2022
<b>Purdue</b>	<b>19</b>	<b>24</b>	<b>2</b>	<b>4</b>	<b>50</b>	<b>26</b>	<b>1</b>
Gonzaga	22	16	14	1	1	1	2
Villanova	3	3	1	16	15	6	4
Houston	21	39	38	19	22	7	8
Iowa	25	43	19	15	5	3	10
Duke	4	6	3	7	9	18	11
Michigan	30	4	35	24	20	9	20

► Through games played Feb. 6, 2022.

**THE KILL SHOT**

- Statistical analyst **Evan Miyakawa** calls a "kill shot" as a run of 10-0 or longer. Purdue is fourth nationally in those runs.

**► RUNS OF 10-0 OR LONGER**

No.	Team
31	Gonzaga
25	Houston
<b>24</b>	<b>Purdue</b>
24	Arizona
24	LSU

► Through games played Feb. 6, 2022.

**► RUN TRACKER**

Run	Purdue	Opponent
7-0	14	11
8-0	12	6
9-0	6	3
10-0	10	3
11-0	4	2
12-0	2	1
14-0	3	1
16-0	1	
17-0	1	
18-0	1	
20-0	1	
29-0	1	
<b>TOTALS</b>	<b>56</b>	<b>26</b>

**BEST SHOOTING PROGRAM IN THE COUNTRY?**

- Purdue can lay claim to perhaps being the best 3-point shooting program in the country over the last few years.

**► 1,650 3PM / 38.0 3-POINT PERCENTAGE (SINCE 2016-17)**

Team	3PM	3P%
South Dakota State	1,676	.392
Marquette	1,720	.388
Wofford	1,874	.386
<b>Purdue</b>	<b>1,681</b>	<b>.381</b>

- Since 2016-17, Purdue has had 28 games of 13 or more 3-pointers. During that span, the next closest Big Ten team is Michigan (17).



BIG TEN SUCCESS UNDER PAINTER (Since 2006-07 / Painter's second year at Purdue)						2021-22 BIG TEN STANDINGS													
Overall Wins	Total	Conference Wins	Total	NCAA Bids	Total	NBA Draft Picks*	Total	Team	Conf.	Pct.	Overall	Pct.	NET						
Michigan State	405	Michigan State	194	Michigan State	14	Michigan	14	[13] Illinois	10-2	.833	17-5	.773	13						
Ohio State	392	Wisconsin	194	Wisconsin	13	Maryland	12	[3] <b>Purdue</b>	<b>9-3</b>	<b>.750</b>	<b>20-3</b>	<b>.870</b>	<b>5</b>						
Wisconsin	390	<b>Purdue</b>	<b>186</b>	<b>Purdue</b>	<b>12</b>	Ohio State	11	[14] Wisconsin	9-3	.750	18-4	.818	19						
<b>Purdue</b>	<b>367</b>	Ohio State	183	Ohio State	11	Michigan State	11	[17] Michigan State	8-3	.727	17-5	.773	23						
Michigan	353	Michigan	163	Michigan	10	Indiana	10	[16] Ohio State	7-3	.667	14-5	.722	17						
Maryland	340	Maryland	153	Maryland	8	<b>Purdue</b>	<b>8</b>	[rv] Indiana	7-5	.583	16-6	.727	33						
Illinois	306	Illinois	137	Indiana	6	Iowa	5	Rutgers	7-5	.583	13-9	.591	99						
Indiana	295	Indiana	135	Illinois	5	Wisconsin	4	Michigan	5-5	.500	11-9	.550	52						
Iowa	286	Iowa	132	Iowa	5	Illinois	2	[rv] Iowa	5-6	.400	15-7	.682	22						
Minnesota	285	Minnesota	105	Minnesota	5	Nebraska	2	Penn State	4-7	.364	9-10	.474	90						
Penn State	251	Penn State	98	Nebraska	1	Minnesota	1	Northwestern	4-8	.333	11-10	.524	6						
Northwestern	239	Nebraska	91	Northwestern	1	Rutgers	1	Maryland	3-9	.273	11-12	.478	10						
Nebraska	237	Northwestern	90	Penn State	1	Northwestern	0	Minnesota	2-9	.200	11-9	.550	91						
Rutgers	213	Rutgers	78	Rutgers	1	Penn State	0	Nebraska	0-12	.000	6-17	.261	198						
► Through games played Feb. 6.				► Through games played Feb. 6.		► Entering 2021-22 season.		* Since 2007 NBA Draft		► Through games played Feb. 6, 2022.									
INSIDE MORE NUMBERS						PURDUE'S BIG THREE MAKING BIG IMPACT						► 20+ POINTS IN 20 OR FEWER MINUTES (CAREER)							
• Purdue is 138-16 since the start of the 2014-15 season when attempting more free throws than its opponents.						• Purdue's big three of <b>Jaden Ivey</b> , <b>Trevion Williams</b> and <b>Zach Edey</b> are making a huge impact this season.						<b>No.</b>	<b>Player (Team)</b>	<b>Years</b>	<b>GP</b>				
• Purdue is 164-7 when under Painter when holding foes to 59 or fewer points. Three of the seven losses came during the 2012-13 season.						• The group is averaging 43.9 points, 20.8 rebounds and 7.4 assists. The trio accounts for 51.9 percent of Purdue's scoring.						<b>7</b>	<b>Zach Edey (Purdue)</b>	<b>2021-22</b>	<b>51</b>				
• Purdue is 144-12 under Painter when scoring at least 80 points, including 58-2 since the start of the 2017-18 season. Purdue has won 36 straight games when scoring 80 or more points (last loss vs. Notre Dame on Dec. 15, 2018).						• Against ranked teams, the trio averages 48.2 points per game, accounting for 56.7 percent of Purdue's scoring.						5	Kerem Kanter (Green Bay, Xavier)	2015-18	113				
• Purdue is 268-50 under Painter when scoring at least 70 points.						► <b>PURDUE'S BIG THREE GAME-BY-GAME</b>						5	Jerrick Harding (Weber State)	2017-20	122				
• Purdue is 50-5 since the start of the 2017-18 season when making 10 or more 3-pointers in a game, winning 21 straight games.						<b>Date</b>	<b>Opponent</b>	<b>Pts.</b>	<b>Rebs.</b>	<b>Assts.</b>	<b>FGs</b>	► <b>20+ POINTS IN 20 OR FEWER MINUTES (SINGLE SEASON)</b>							
• Purdue is 137-15 under Painter when winning the rebound and turnover battles in the same game.						11-9-21	Bellarmine	31	21	6	9-17	<b>No.</b>	<b>Player (Team)</b>	<b>Year</b>	<b>GP</b>				
• Purdue has won 23 straight games when leading at halftime and since the start of the 2016-17 season, Purdue is 115-12 when leading at the intermission.						11-12-21	Indiana State	60	26	10	21-28	<b>6</b>	<b>Zach Edey (Purdue)</b>	<b>2022</b>	<b>23</b>				
• Purdue has won 111 straght games when scoring 90 or more points, dating to Nov. 24, 1987 – a span of 12,454 days.						11-16-21	Wright State	46	31	7	18-31	3	Jerrick Harding (Weber State)	2020	29				
• Purdue entered the year 11-48 under Painter when allowing 80 or more points in a game. The Boilermakers are 3-0 this year.						11-20-21	North Carolina	51	17	9	19-34	3	Nick Smith (Belmont)	2017	30				



## ► FRESHMEN / SOPHOMORE NUMBERS

Team	PPG	RPG	APG	A/TO	FG%	3P%	FT%
Edey Freshman	8.7	4.4	0.4	0.36	.597	—	.714
Edey Sophomore	14.9	7.6	1.3	0.77	.685	—	.639
Ivey Freshman	11.1	3.3	1.9	1.39	.399	.258	.726
Ivey Sophomore	17.3	5.2	3.2	1.49	.477	.411	.732

## HOME SWEET HOME

• Purdue boasts one of the best homecourt advantages in not only the Big Ten, but nationally as well.

## ► HOME WINNING PCT. SINCE 2015-16 SEASON (Power Teams)

Team	2021-22	Since 2015-16	Pct.
Gonzaga	13-0	100-6	.943
Kansas	10-1	97-7	.933
Houston	12-0	102-10	.911
Villanova	9-1	84-9	.903
<b>Purdue</b>	<b>12-1</b>	<b>97-11</b>	<b>.898</b>
Florida State	8-3	93-11	.894
Oregon	9-3	101-12	.894

► Through games played Feb. 6, 2022.

## STRONG AT ALL THREE LEVELS

• **Mason Gillis** is currently a member of the 50-50-85 club, shooting those marks from the three levels. He is joined by two other players to shoot those percentages while averaging 7.0 points per game.

## ► 50-50-85 CLUB WHILE AVERAGING AT LEAST 7.0 PPG

Player (Team)	FG%	3P%	FT%	PPG
<b>Mason Gillis (Purdue)</b>	<b>.564</b>	<b>.510</b>	<b>.880</b>	<b>7.1</b>
Nic Lynch (Lehigh)	.518	.531	.878	8.6
Jordan Gainey (USC Upstate)	.500	.526	.850	13.6

► Through games played Feb. 6, 2022.

## INSTANT PRODUCTION

• Averaging 12, 8 and 3 is not a huge deal in itself. Doing it in under 28.0 minutes per game is a bit of a bigger deal. Doing it in 20.1 minutes per game is absurd – that's what **Trevion Williams** is doing.

## ► 12.0 PPG, 8.0 RPG, 3.0 APG IN UNDER 28.0 MPG (SINCE 92-93)

Year	Player (Team)	PPG	RPG	APG	MPG
2021-22	<b>Trevion Williams (Purdue)</b>	<b>12.4</b>	<b>8.2</b>	<b>3.2</b>	<b>20.1</b>
2021-22	Ahsan Asadullah (Lipscomb)	15.5	8.9	3.9	27.8

## WELL-ROUNDED BIG MAN

• **Trevion Williams** has had an outstanding career and is one of four active players nationally to have at least 1,250 points, 800 rebounds and 190 assists in his career.

## ► 1250-800-190 CLUB (ACTIVE)

Player (Team)	Pts.	Rebs.	Asts.	Mins.
Tyrn Flowers (Long Island U.)	1,611	825	258	3,459
Ahsan Asadullah (Lipscomb)	1,495	852	311	2,685
Justin Bean (Utah State)	1,302	927	211	2,995
<b>Trevion Williams (Purdue)</b>	<b>1,253</b>	<b>819</b>	<b>196</b>	<b>2,180</b>

► Through games played Feb. 6, 2022.

## ► 1250-800-190 CLUB (PURDUE HISTORY)

Player (Years)	Pts.	Rebs.	Asts.	Mins.
Walter Jordan (1975-78)	1,813	882	237	3,601
Robbie Hummel (2008-10, 12)	1,772	862	268	3,830
Brad Miller (1995-98)	1,530	862	257	3,178
<b>Trevion Williams (2019-22)</b>	<b>1,253</b>	<b>819</b>	<b>196</b>	<b>2,180</b>

• Based on his current average and a 35-game season (we hope for more), Williams would end his career with 917 rebounds, which would rank fourth all time in school history behind **Joe Barry Carroll** (1,148), **Terry Dischinger** (958) and **A.J. Hammons** (930).

## ► CAREER REBOUNDS (PURDUE HISTORY)

Rk.	Player	Years	Rebs.
7.	JaJuan Johnson	2008-11	854
<b>8.</b>	<b>Trevion Williams</b>	<b>2019-22</b>	<b>819</b>
9.	Vince Edwards	2015-18	779
10.	Brian Cardinal	1997-00	749

## ► CAREER DOUBLE-DOUBLES (PURDUE HISTORY)

Rk.	Player	Years	D-D's
5.	John Garrett	1973-75	32
6.	Glenn Robinson	1993-94	30
7.	Herman Gilliam	1967-69	29
<b>8.</b>	<b>Trevion Williams</b>	<b>2019-22</b>	<b>28</b>

## THE CENTER OF EFFICIENCY

• Purdue's two-headed center monster of **Zach Edey** and **Trevion Williams** is averaging 27.3 points, 15.8 rebounds, 4.3 assists and 1.9 blocked shots per game in 38.8 minutes per game.

## ► PURDUE'S CENTERS OF ATTENTION

Date	Opponent	Pts.	Rebs.	FGs
11-9-21	Bellarmine	20	16	5-6
11-12-21	Indiana State	33	18	11-15
11-16-21	Wright State	38	25	16-23
11-20-21	North Carolina	29	7	12-17
11-21-21	Villanova	30	10	13-20
11-26-21	Omaha	34	16	13-18
11-30-21	Florida State	20	10	10-16
12-3-21	Iowa	19	25	6-16
12-9-21	Rutgers	34	17	14-25
12-12-21	North Carolina State	31	19	14-21
12-18-21	Butler	24	17	11-14
12-20-21	Incarnate Word	25	17	11-14
12-29-21	Nicholls	30	16	11-16
1-3-22	Wisconsin	33	15	13-25
1-8-22	Penn State	27	15	12-16
1-14-22	Nebraska	32	14	14-20
1-17-22	Illinois	34	15	15-32
1-20-22	Indiana	14	15	6-10
1-23-22	Northwestern	24	20	11-20
1-27-22	Iowa	16	14	8-15
1-30-22	Ohio State	29	11	11-17
2-2-22	Minnesota	19	15	8-15
2-5-22	Michigan	32	17	12-20
<b>TOTALS</b>		<b>627</b>	<b>364</b>	<b>257-411</b>
<b>AVERAGES</b>		<b>27.3</b>	<b>15.8</b>	<b>.625</b>
<b>EDEY PER 40</b>		<b>31.9</b>	<b>16.3</b>	
<b>WILLIAMS PER 40</b>		<b>24.8</b>	<b>16.4</b>	

## THE SERBIAN SHARPSHOOTER

• **Sasha Stefanovic** is moving up the career 3-pointers made list.

## ► CAREER 3-POINTERS

Rk.	Player	Years	3PM
8.	Chad Austin	1995-98	212
<b>9.</b>	<b>Sasha Stefanovic</b>	<b>2019-22</b>	<b>201</b>

## ► CONSECUTIVE GAMES WITH A 3-POINTER

Rk.	Player	Dates	No.
3.	Dakota Mathias	Feb. 28, 2017 to Jan. 13, 2018	25
	Chris Lutz	Jan. 11 - Dec. 6, 2009	25
<b>5.</b>	<b>Sasha Stefanovic</b>	<b>March 19, 2021 to pres.</b>	<b>24</b>

## RARE COMPANY

• **Sasha Stefanovic** could join an elite group by the end of the year.

## ► 1,000 PTS / 200 REBS / 200 ASTS / 200 MADE 3-PTERS.

Player (Years)	Pts.	Rebs.	Asts.	3PM
E'Twaun Moore (2008-11)	2,136	611	400	243
Carsen Edwards (2017-19)	1,920	363	270	281
Robbie Hummel (2008-10, 12)	1,772	862	268	216
Chad Austin (1995-98)	1,694	387	338	212
Jaraan Cornell (1997-00)	1,595	390	269	242
Dakota Mathias (2015-19)	1,140	435	408	250
<b>Sasha Stefanovic (2019-22)</b>	<b>875</b>	<b>240</b>	<b>216</b>	<b>201</b>

## EDEY PRODUCES BIG NUMBERS IN SO LITTLE TIME

• **Zach Edey** is doing things that is rarely done in so little time.

## ► 14.5 PPG, 7.5 RPG, 1 APG, 1 BPG IN 25.0 MINUTES OR LESS

Player (Team; Yr.)	PPG	RPG	APG	BPG	MPG
<b>Zach Edey (Purdue; 2022)</b>	<b>14.9</b>	<b>7.6</b>	<b>1.3</b>	<b>1.1</b>	<b>18.7</b>
Cameron Jackson (Wofford; 2019)	14.5	7.6	2.8	1.0	23.3
DeMarcus Cousins (Kentucky; 2010)	15.1	9.8	1.0	1.8	23.5
A.J. Hammons (Purdue, 2016)	15.0	8.2	1.1	2.5	24.6

## BIG WINS

• Since the start of the 2015-16 season, 30 of Purdue's 163 wins have come by 30 or more points, the fourth-highest total nationally.

## ► MOST 30-POINT WINS SINCE 2015-16 SEASON

No.	Team
70	Gonzaga
35	Duke
32	Houston
<b>30</b>	<b>Purdue</b>
28	Texas Tech
27	Furman
27	Kansas

► Through games played Feb. 6, 2022.

## BIG WINS, PART II

• Since the start of the 2015-16 season, 61 of Purdue's 163 wins have come by 20 or more points, the fourth-most nationally.

## ► MOST 20-POINT WINS SINCE 2015-16 SEASON

No.	Team
116	Gonzaga
67	Duke
66	Houston
63	Villanova
<b>62</b>	<b>Purdue</b>
57	Saint Mary's
56	Michigan State
56	Texas Tech

► Through games played Feb. 6, 2022.

## ONE OF THE NATION'S ELITE TEAMS

• Since the start of the 2015-16 season, Purdue's 163 victories rank 12th among all Division I teams (vs. other Division I teams).

## ► WINS NATIONALLY SINCE 2015-16 (D-I WINS)

Team (Wins over Non-DI teams)	2016-21	2021-22	Total
Gonzaga (11)	191-22	19-2	210-24
Villanova	171-37	17-6	188-43
Kansas (3)	167-40	19-3	186-43
Houston (11)	153-45	20-2	173-47
Virginia	159-39	14-9	173-48
Duke	152-51	19-3	171-54
Oregon (3)	155-53	14-7	169-60
North Carolina (11)	152-62	16-7	168-69
Kentucky	149-55	19-4	168-59
Michigan State	148-55	17-5	165-60
Saint Mary's (3)	148-47	17-4	165-51
<b>Purdue</b>	<b>143-59</b>	<b>20-3</b>	<b>163-63</b>
Michigan (2)	152-57	11-9	163-66
Belmont (5)	142-45	17-5	159-50
Baylor (3)	139-55	19-4	158-59
Cincinnati (11)	143-50	15-7	158-57
Arizona	139-60	19-2	158-62
Florida State	142-55	13-9	155-64

► Through games played Feb. 6, 2022.



GAME 24 // [3] PURDUE vs. ILLINOIS // FEBRUARY 8, 2022

MACKEY ARENA INFORMATION							INSIDE THE NUMBERS AT MACKEY ARENA																																																																																																																																																																																																																																											
<b>First Game:</b> Dec. 2, 1967 <b>Games:</b> 817   <b>Sellouts:</b> 416   <b>Consecutive Sellouts:</b> 37 <b>Overall Record:</b> 671-146 (.822) <b>Non-Conference:</b> 308-38 (.890)   <b>Big Ten:</b> 363-108 (.771) <b>Painter:</b> 234-42 (.848)   <b>Non-Con:</b> 117-9 (.929)   <b>BIG:</b> 117-33 (.780) <b>Total Attendance (Avg.):</b> 10,713,779 (13,113) <b>Unbeaten Seasons:</b> 3 (1968-69, 2010-11, 2018-19)							<b>MACKEY ARENA STREAKS</b> • <b>Overall winning streak:</b> 4 Jan. 3, 2022 vs. [23] Wisconsin • <b>Non-conf. winning streak:</b> 14 (Nov. 9, 2019 vs. Texas) • <b>Big Ten winning streak:</b> 4 Jan. 3, 2022 vs. [23] Wisconsin  <b>MOST WINS IN MACKEY ARENA HISTORY</b> 1. 2015-16 17 2. 2017-18, 2010-11, 2007-08, 2006-07 16  <b>BIG TEN HOME RECORDS / CONF. GAMES</b> (since 2014-15 season) <table><tr><th>Team</th><th>2015</th><th>2016</th><th>2017</th><th>2018</th><th>2019</th><th>2020</th><th>2021</th><th>2022</th><th>Tot.</th></tr><tr><td><b>Purdue</b></td><td><b>8-1</b></td><td><b>8-1</b></td><td><b>8-1</b></td><td><b>8-1</b></td><td><b>10-0</b></td><td><b>6-4</b></td><td><b>8-1</b></td><td><b>5-1</b></td><td><b>61-10</b></td></tr><tr><td>Michigan St.</td><td>6-3</td><td>7-2</td><td>8-1</td><td>8-1</td><td>9-1</td><td>8-2</td><td>7-3</td><td>4-1</td><td>57-14</td></tr><tr><td>Michigan</td><td>6-3</td><td>6-3</td><td>7-2</td><td>8-1</td><td>9-1</td><td>5-4</td><td>8-1</td><td>3-1</td><td>52-16</td></tr><tr><td>Wisconsin</td><td>9-0</td><td>7-2</td><td>7-2</td><td>4-5</td><td>7-3</td><td>9-1</td><td>5-5</td><td>5-1</td><td>53-19</td></tr><tr><td>Maryland</td><td>9-0</td><td>8-1</td><td>5-4</td><td>6-3</td><td>8-1</td><td>9-1</td><td>5-6</td><td>2-4</td><td>52-20</td></tr><tr><td>Iowa</td><td>6-3</td><td>7-2</td><td>7-2</td><td>3-6</td><td>6-4</td><td>9-1</td><td>8-2</td><td>4-2</td><td>50-22</td></tr><tr><td>Ohio State</td><td>7-2</td><td>7-2</td><td>4-5</td><td>8-1</td><td>5-5</td><td>8-2</td><td>6-4</td><td>4-0</td><td>49-21</td></tr><tr><td>Indiana</td><td>6-3</td><td>9-0</td><td>5-4</td><td>6-3</td><td>5-5</td><td>7-3</td><td>4-6</td><td>4-2</td><td>46-26</td></tr><tr><td>Illinois</td><td>7-2</td><td>3-6</td><td>5-4</td><td>3-6</td><td>5-4</td><td>8-2</td><td>8-2</td><td>6-1</td><td>45-27</td></tr><tr><td>Minnesota</td><td>4-5</td><td>2-7</td><td>6-3</td><td>3-5</td><td>7-3</td><td>6-4</td><td>6-4</td><td>1-5</td><td>35-36</td></tr><tr><td>Penn State</td><td>3-6</td><td>5-3</td><td>3-5</td><td>6-3</td><td>4-6</td><td>6-3</td><td>5-4</td><td>3-2</td><td>34-36</td></tr><tr><td>Rutgers</td><td>2-7</td><td>1-8</td><td>1-7</td><td>3-6</td><td>4-6</td><td>9-1</td><td>6-4</td><td>5-1</td><td>31-40</td></tr><tr><td>Nebraska</td><td>5-4</td><td>3-6</td><td>3-6</td><td>9-0</td><td>5-5</td><td>2-8</td><td>2-7</td><td>0-5</td><td>28-42</td></tr><tr><td>N'Western</td><td>4-5</td><td>5-4</td><td>5-4</td><td>4-5</td><td>2-8</td><td>2-8</td><td>4-5</td><td>1-6</td><td>26-46</td></tr></table> ► Through games played Feb. 6, 2022.  <b>BIG TEN'S BEST RECORDS SINCE 2014-15</b> (conf. games / h & away) <table><tr><th>Team</th><th>Since 17-18</th><th>16-17</th><th>15-16</th><th>14-15</th></tr><tr><td><b>Purdue</b></td><td><b>62-27</b></td><td><b>76-31</b></td><td><b>88-37</b></td><td><b>100-43</b></td></tr><tr><td>Michigan State</td><td>63-26</td><td>73-34</td><td>86-39</td><td>98-45</td></tr><tr><td>Wisconsin</td><td>53-36</td><td>66-42</td><td>78-48</td><td>94-50</td></tr><tr><td>Michigan</td><td>57-28</td><td>67-36</td><td>77-44</td><td>85-54</td></tr><tr><td>Maryland</td><td>47-43</td><td>58-50</td><td>70-56</td><td>84-60</td></tr><tr><td>Ohio State</td><td>53-35</td><td>60-46</td><td>71-53</td><td>82-60</td></tr><tr><td>Iowa</td><td>44-45</td><td>54-53</td><td>66-59</td><td>78-65</td></tr><tr><td>Illinois</td><td>50-40</td><td>58-50</td><td>63-63</td><td>72-72</td></tr><tr><td>Indiana</td><td>40-49</td><td>47-60</td><td>62-63</td><td>71-72</td></tr><tr><td>Penn State</td><td>37-51</td><td>43-63</td><td>50-74</td><td>54-88</td></tr><tr><td>Minnesota</td><td>29-60</td><td>40-67</td><td>42-83</td><td>48-95</td></tr><tr><td>Northwestern</td><td>23-66</td><td>33-74</td><td>41-84</td><td>47-96</td></tr><tr><td>Rutgers</td><td>38-52</td><td>41-67</td><td>42-84</td><td>44-100</td></tr><tr><td>Nebraska</td><td>24-65</td><td>30-77</td><td>36-89</td><td>41-102</td></tr></table> ► Through games played Feb. 6, 2022.											Team	2015	2016	2017	2018	2019	2020	2021	2022	Tot.	<b>Purdue</b>	<b>8-1</b>	<b>8-1</b>	<b>8-1</b>	<b>8-1</b>	<b>10-0</b>	<b>6-4</b>	<b>8-1</b>	<b>5-1</b>	<b>61-10</b>	Michigan St.	6-3	7-2	8-1	8-1	9-1	8-2	7-3	4-1	57-14	Michigan	6-3	6-3	7-2	8-1	9-1	5-4	8-1	3-1	52-16	Wisconsin	9-0	7-2	7-2	4-5	7-3	9-1	5-5	5-1	53-19	Maryland	9-0	8-1	5-4	6-3	8-1	9-1	5-6	2-4	52-20	Iowa	6-3	7-2	7-2	3-6	6-4	9-1	8-2	4-2	50-22	Ohio State	7-2	7-2	4-5	8-1	5-5	8-2	6-4	4-0	49-21	Indiana	6-3	9-0	5-4	6-3	5-5	7-3	4-6	4-2	46-26	Illinois	7-2	3-6	5-4	3-6	5-4	8-2	8-2	6-1	45-27	Minnesota	4-5	2-7	6-3	3-5	7-3	6-4	6-4	1-5	35-36	Penn State	3-6	5-3	3-5	6-3	4-6	6-3	5-4	3-2	34-36	Rutgers	2-7	1-8	1-7	3-6	4-6	9-1	6-4	5-1	31-40	Nebraska	5-4	3-6	3-6	9-0	5-5	2-8	2-7	0-5	28-42	N'Western	4-5	5-4	5-4	4-5	2-8	2-8	4-5	1-6	26-46	Team	Since 17-18	16-17	15-16	14-15	<b>Purdue</b>	<b>62-27</b>	<b>76-31</b>	<b>88-37</b>	<b>100-43</b>	Michigan State	63-26	73-34	86-39	98-45	Wisconsin	53-36	66-42	78-48	94-50	Michigan	57-28	67-36	77-44	85-54	Maryland	47-43	58-50	70-56	84-60	Ohio State	53-35	60-46	71-53	82-60	Iowa	44-45	54-53	66-59	78-65	Illinois	50-40	58-50	63-63	72-72	Indiana	40-49	47-60	62-63	71-72	Penn State	37-51	43-63	50-74	54-88	Minnesota	29-60	40-67	42-83	48-95	Northwestern	23-66	33-74	41-84	47-96	Rutgers	38-52	41-67	42-84	44-100	Nebraska	24-65	30-77	36-89	41-102
Team	2015	2016	2017	2018	2019	2020	2021	2022	Tot.																																																																																																																																																																																																																																									
<b>Purdue</b>	<b>8-1</b>	<b>8-1</b>	<b>8-1</b>	<b>8-1</b>	<b>10-0</b>	<b>6-4</b>	<b>8-1</b>	<b>5-1</b>	<b>61-10</b>																																																																																																																																																																																																																																									
Michigan St.	6-3	7-2	8-1	8-1	9-1	8-2	7-3	4-1	57-14																																																																																																																																																																																																																																									
Michigan	6-3	6-3	7-2	8-1	9-1	5-4	8-1	3-1	52-16																																																																																																																																																																																																																																									
Wisconsin	9-0	7-2	7-2	4-5	7-3	9-1	5-5	5-1	53-19																																																																																																																																																																																																																																									
Maryland	9-0	8-1	5-4	6-3	8-1	9-1	5-6	2-4	52-20																																																																																																																																																																																																																																									
Iowa	6-3	7-2	7-2	3-6	6-4	9-1	8-2	4-2	50-22																																																																																																																																																																																																																																									
Ohio State	7-2	7-2	4-5	8-1	5-5	8-2	6-4	4-0	49-21																																																																																																																																																																																																																																									
Indiana	6-3	9-0	5-4	6-3	5-5	7-3	4-6	4-2	46-26																																																																																																																																																																																																																																									
Illinois	7-2	3-6	5-4	3-6	5-4	8-2	8-2	6-1	45-27																																																																																																																																																																																																																																									
Minnesota	4-5	2-7	6-3	3-5	7-3	6-4	6-4	1-5	35-36																																																																																																																																																																																																																																									
Penn State	3-6	5-3	3-5	6-3	4-6	6-3	5-4	3-2	34-36																																																																																																																																																																																																																																									
Rutgers	2-7	1-8	1-7	3-6	4-6	9-1	6-4	5-1	31-40																																																																																																																																																																																																																																									
Nebraska	5-4	3-6	3-6	9-0	5-5	2-8	2-7	0-5	28-42																																																																																																																																																																																																																																									
N'Western	4-5	5-4	5-4	4-5	2-8	2-8	4-5	1-6	26-46																																																																																																																																																																																																																																									
Team	Since 17-18	16-17	15-16	14-15																																																																																																																																																																																																																																														
<b>Purdue</b>	<b>62-27</b>	<b>76-31</b>	<b>88-37</b>	<b>100-43</b>																																																																																																																																																																																																																																														
Michigan State	63-26	73-34	86-39	98-45																																																																																																																																																																																																																																														
Wisconsin	53-36	66-42	78-48	94-50																																																																																																																																																																																																																																														
Michigan	57-28	67-36	77-44	85-54																																																																																																																																																																																																																																														
Maryland	47-43	58-50	70-56	84-60																																																																																																																																																																																																																																														
Ohio State	53-35	60-46	71-53	82-60																																																																																																																																																																																																																																														
Iowa	44-45	54-53	66-59	78-65																																																																																																																																																																																																																																														
Illinois	50-40	58-50	63-63	72-72																																																																																																																																																																																																																																														
Indiana	40-49	47-60	62-63	71-72																																																																																																																																																																																																																																														
Penn State	37-51	43-63	50-74	54-88																																																																																																																																																																																																																																														
Minnesota	29-60	40-67	42-83	48-95																																																																																																																																																																																																																																														
Northwestern	23-66	33-74	41-84	47-96																																																																																																																																																																																																																																														
Rutgers	38-52	41-67	42-84	44-100																																																																																																																																																																																																																																														
Nebraska	24-65	30-77	36-89	41-102																																																																																																																																																																																																																																														
<b>WHAT PEOPLE SAY ABOUT MACKEY ARENA</b> • "This building, it's unlike any other that we've played in. Just right from the beginning. It's just a very intimidating place to play." – <b>Fred Hoiberg</b> – University of Nebraska head coach • "Mackey Arena is literally the loudest place I have ever been in my life." – <b>Jordan Bohannon</b> – current Iowa player • "Mackey Arena is the hardest place to play I have ever been in. Every day, hands down. I'll take that to the grave with me." – <b>Ron Harper Jr.</b> – current Rutgers player • "Few things feel as helpless as being on the visitor's bench when Purdue gets rolling at Mackey Arena." – <b>Mark Titus</b> (@ClubTrillion) – Contributor to FOX Sports and author; Former Ohio State player • "Michigan State just got manhandled by Purdue in West Lafayette. Mackey Arena ain't no joke." – <b>Jeff Goodman</b> (@GoodmanHoops) – College Basketball Analyst / Stadium.com • "I once asked a coach what was needed to win a game there and he responded with 'earplugs.'" – <b>Jon Rothstein</b> (@JonRothstein) – College Hoops Today • "Mackey Arena is one of the underrated, great environments in basketball. Does not get the attention it deserves for a place that absolutely rocks." – <b>Dan Shulman</b> (@DSulman_ESPN) – ESPN play-by-play announcer • "There is a possibility that Mackey Arena at Purdue is the loudest venue in college hoops. It kinda hurts to work here actually." – <b>Dave Flemming</b> (@FlemmingDave) – ESPN play-by-play announcer • "I think this is the best atmosphere in college basketball. The sound in here is just deafening for opponents." – <b>Andy Katz</b> (@TheAndyKatz) – NCAA.com • "The atmosphere at Mackey Arena is one of the best I've ever been in. This place rivals anything I have ever seen. Just an incredible home crowd." – <b>Chris Holtmann</b> – Ohio State University head coach • "I feel like I say this every time Purdue plays a big home game but Mackey is a legitimately terrifying place." – <b>Eamonn Brennan</b> (@eamonnbrennan) – ESPN.com • "Our teams never won there. Crazy atmosphere! There are some environments that can't be replicated and Mackey Arena is one of them." – <b>Kenyon Murray</b> (@PHawkKenyon) – Former Iowa basketball player • "Have said this for years: Mackey Arena has a case for most-intimidating atmosphere in the league when it's rolling. Tonight, it's rolling." – <b>Zach Osterman</b> (@ZachOsterman) – Indiana beat writer for Indy Star • "Look up intimidation in the dictionary and you'll find a picture of Mackey Arena." – <b>Loren Tate</b> (@Tatelines) – Champaign News-Gazette																																																																																																																																																																																																																																																		
<b>RECORD VS. BIG TEN OPPONENTS</b> <table><tr><th>Opponent</th><th>Record</th><th>Opponent</th><th>Record</th></tr><tr><td>Nebraska</td><td>8-0</td><td>Indiana</td><td>35-12</td></tr><tr><td>Rutgers</td><td>6-1</td><td>Illinois</td><td>33-12</td></tr><tr><td>Wisconsin</td><td>42-5</td><td>Michigan State</td><td>33-14</td></tr><tr><td>Penn State</td><td>22-3</td><td>Michigan</td><td>31-18</td></tr><tr><td>Northwestern</td><td>44-6</td><td>Ohio State</td><td>30-18</td></tr><tr><td>Minnesota</td><td>42-7</td><td>Maryland</td><td>4-1</td></tr><tr><td>Iowa</td><td>36-11</td><td></td><td></td></tr></table>																		Opponent	Record	Opponent	Record	Nebraska	8-0	Indiana	35-12	Rutgers	6-1	Illinois	33-12	Wisconsin	42-5	Michigan State	33-14	Penn State	22-3	Michigan	31-18	Northwestern	44-6	Ohio State	30-18	Minnesota	42-7	Maryland	4-1	Iowa	36-11																																																																																																																																																																																																			
Opponent	Record	Opponent	Record																																																																																																																																																																																																																																															
Nebraska	8-0	Indiana	35-12																																																																																																																																																																																																																																															
Rutgers	6-1	Illinois	33-12																																																																																																																																																																																																																																															
Wisconsin	42-5	Michigan State	33-14																																																																																																																																																																																																																																															
Penn State	22-3	Michigan	31-18																																																																																																																																																																																																																																															
Northwestern	44-6	Ohio State	30-18																																																																																																																																																																																																																																															
Minnesota	42-7	Maryland	4-1																																																																																																																																																																																																																																															
Iowa	36-11																																																																																																																																																																																																																																																	
<b>LOUDEST CROWDS AT MACKEY ARENA</b> (since 2009-10 season) <table><tr><td>122.3 dB</td><td>Indiana</td><td>Feb. 28, 2017</td></tr><tr><td>119.1 dB</td><td>[2] Ohio State</td><td>Feb. 20, 2011</td></tr><tr><td>118.7 dB</td><td>Iowa</td><td>Dec. 3, 2021</td></tr><tr><td>118.2 dB</td><td>[8] Michigan State</td><td>Feb. 9, 2016</td></tr><tr><td>117.7 dB</td><td>Indiana</td><td>Feb. 27, 2020</td></tr><tr><td>116.9 dB</td><td>[3] Villanova</td><td>Nov. 14, 2016</td></tr><tr><td>116.8 dB</td><td>[5] Virginia</td><td>Dec. 4, 2019</td></tr><tr><td>116.8 dB</td><td>[4] West Virginia</td><td>Jan. 1, 2010</td></tr><tr><td>116.6 dB</td><td>Indiana</td><td>Jan. 28, 2015</td></tr></table>																		122.3 dB	Indiana	Feb. 28, 2017	119.1 dB	[2] Ohio State	Feb. 20, 2011	118.7 dB	Iowa	Dec. 3, 2021	118.2 dB	[8] Michigan State	Feb. 9, 2016	117.7 dB	Indiana	Feb. 27, 2020	116.9 dB	[3] Villanova	Nov. 14, 2016	116.8 dB	[5] Virginia	Dec. 4, 2019	116.8 dB	[4] West Virginia	Jan. 1, 2010	116.6 dB	Indiana	Jan. 28, 2015																																																																																																																																																																																																						
122.3 dB	Indiana	Feb. 28, 2017																																																																																																																																																																																																																																																
119.1 dB	[2] Ohio State	Feb. 20, 2011																																																																																																																																																																																																																																																
118.7 dB	Iowa	Dec. 3, 2021																																																																																																																																																																																																																																																
118.2 dB	[8] Michigan State	Feb. 9, 2016																																																																																																																																																																																																																																																
117.7 dB	Indiana	Feb. 27, 2020																																																																																																																																																																																																																																																
116.9 dB	[3] Villanova	Nov. 14, 2016																																																																																																																																																																																																																																																
116.8 dB	[5] Virginia	Dec. 4, 2019																																																																																																																																																																																																																																																
116.8 dB	[4] West Virginia	Jan. 1, 2010																																																																																																																																																																																																																																																
116.6 dB	Indiana	Jan. 28, 2015																																																																																																																																																																																																																																																
<b>OVERALL HOME WINNING STREAK</b> <table><tr><th>Dates</th><th>No.</th></tr><tr><td>Dec. 22, 1967 to Feb. 14, 1970</td><td>30</td></tr><tr><td>March 3, 2010 to Dec. 31, 2011</td><td>26</td></tr><tr><td>Jan. 8, 2017 to Jan. 31, 2018</td><td>21</td></tr><tr><td>Dec. 5, 1987 to Dec. 19, 1988</td><td>19</td></tr><tr><td>Feb. 18, 2018 to Nov. 6, 2019</td><td>18</td></tr><tr><td>Jan. 19, 1983 to Feb. 25, 1984</td><td>18</td></tr></table> ► Since 1967-68 season.																		Dates	No.	Dec. 22, 1967 to Feb. 14, 1970	30	March 3, 2010 to Dec. 31, 2011	26	Jan. 8, 2017 to Jan. 31, 2018	21	Dec. 5, 1987 to Dec. 19, 1988	19	Feb. 18, 2018 to Nov. 6, 2019	18	Jan. 19, 1983 to Feb. 25, 1984	18																																																																																																																																																																																																																			
Dates	No.																																																																																																																																																																																																																																																	
Dec. 22, 1967 to Feb. 14, 1970	30																																																																																																																																																																																																																																																	
March 3, 2010 to Dec. 31, 2011	26																																																																																																																																																																																																																																																	
Jan. 8, 2017 to Jan. 31, 2018	21																																																																																																																																																																																																																																																	
Dec. 5, 1987 to Dec. 19, 1988	19																																																																																																																																																																																																																																																	
Feb. 18, 2018 to Nov. 6, 2019	18																																																																																																																																																																																																																																																	
Jan. 19, 1983 to Feb. 25, 1984	18																																																																																																																																																																																																																																																	
<b>NON-CONFERENCE HOME WIN STREAK</b> <table><tr><th>Dates</th><th>No.</th></tr><tr><td>Dec. 6, 2008 to Dec. 20, 2011</td><td>27</td></tr><tr><td>Dec. 15, 1991 to Nov. 24, 1996</td><td>27</td></tr><tr><td>Nov. 19, 2005 to Dec. 17, 2007</td><td>21</td></tr><tr><td>Nov. 18, 2016 to Nov. 6, 2019</td><td>20</td></tr><tr><td>Dec. 6, 1996 to Dec. 12, 1998</td><td>18</td></tr><tr><td>Nov. 30, 2001 to Dec. 20, 2003</td><td>17</td></tr></table> ► Since 1967-68 season.																		Dates	No.	Dec. 6, 2008 to Dec. 20, 2011	27	Dec. 15, 1991 to Nov. 24, 1996	27	Nov. 19, 2005 to Dec. 17, 2007	21	Nov. 18, 2016 to Nov. 6, 2019	20	Dec. 6, 1996 to Dec. 12, 1998	18	Nov. 30, 2001 to Dec. 20, 2003	17																																																																																																																																																																																																																			
Dates	No.																																																																																																																																																																																																																																																	
Dec. 6, 2008 to Dec. 20, 2011	27																																																																																																																																																																																																																																																	
Dec. 15, 1991 to Nov. 24, 1996	27																																																																																																																																																																																																																																																	
Nov. 19, 2005 to Dec. 17, 2007	21																																																																																																																																																																																																																																																	
Nov. 18, 2016 to Nov. 6, 2019	20																																																																																																																																																																																																																																																	
Dec. 6, 1996 to Dec. 12, 1998	18																																																																																																																																																																																																																																																	
Nov. 30, 2001 to Dec. 20, 2003	17																																																																																																																																																																																																																																																	
<b>BIG TEN CONFERENCE HOME WIN STREAK</b> <table><tr><th>Dates</th><th>No.</th></tr><tr><td>Jan. 6, 1968 to Feb. 14, 1970</td><td>19</td></tr><tr><td>Feb. 18, 2018 to Jan. 12, 2020</td><td>15</td></tr><tr><td>Jan. 22, 1987 to March 12, 1988</td><td>14</td></tr><tr><td>Jan. 19, 1983 to Feb. 25, 1984</td><td>14</td></tr><tr><td>Feb. 7, 2007 to March 1, 2008</td><td>13</td></tr><tr><td>Jan. 27, 1979 to Feb. 16, 1980</td><td>13</td></tr><tr><td>Jan. 5, 1974 to Feb. 15, 1975</td><td>13</td></tr></table> ► Since 1967-68 season.																		Dates	No.	Jan. 6, 1968 to Feb. 14, 1970	19	Feb. 18, 2018 to Jan. 12, 2020	15	Jan. 22, 1987 to March 12, 1988	14	Jan. 19, 1983 to Feb. 25, 1984	14	Feb. 7, 2007 to March 1, 2008	13	Jan. 27, 1979 to Feb. 16, 1980	13	Jan. 5, 1974 to Feb. 15, 1975	13																																																																																																																																																																																																																	
Dates	No.																																																																																																																																																																																																																																																	
Jan. 6, 1968 to Feb. 14, 1970	19																																																																																																																																																																																																																																																	
Feb. 18, 2018 to Jan. 12, 2020	15																																																																																																																																																																																																																																																	
Jan. 22, 1987 to March 12, 1988	14																																																																																																																																																																																																																																																	
Jan. 19, 1983 to Feb. 25, 1984	14																																																																																																																																																																																																																																																	
Feb. 7, 2007 to March 1, 2008	13																																																																																																																																																																																																																																																	
Jan. 27, 1979 to Feb. 16, 1980	13																																																																																																																																																																																																																																																	
Jan. 5, 1974 to Feb. 15, 1975	13																																																																																																																																																																																																																																																	



## HEAD COACH MATT PAINTER

► **Record at Purdue:** 375-187 (.667) / 17th year | **Career Record:** 400-192 (.676) / 18th year

- With five Sweet 16 appearances, 12 NCAA Tournament berths, three Big Ten regular-season championships, a Big Ten Tournament title, an Elite Eight and an international gold medal on his résumé, 17th-year head coach Matt Painter is widely regarded as one of the brightest young minds in all of college basketball.
- He was voted by his peers as the NABC National Coach of the Year after leading a team that started with a 6-5 record to the 2019 Elite Eight.
- Painter was named the 2019 Big Ten Coach of the Year and has led Purdue to six straight NCAA Tournaments – the seventh-longest active streak in America. Included in that stretch are Sweet 16 appearances (and beyond) in three of the last four tournaments.
- Painter affirmed his long-term commitment to Purdue in October of 2018, agreeing to a two-year extension that will keep him in West Lafayette through at least the 2023-24 season. The deal features five, one-year extensions that go into effect through the 2028-29 season. Following the 2029 season, Painter will still only be 58 years old.
- Painter enters the 2021-22 season third on the school's all-time wins list (355) behind legendary mentors, Gene Keady and Ward "Piggy" Lambert, both of whom have been inducted into the College Basketball Hall of Fame.
- Has averaged almost 23 wins a season in his 16 years at Purdue. If you don't include the first transitional year (9-19 record), the average balloons to 24.0 wins per year over the last 15 seasons.
- Has won at least 25 games in nine of his 17 seasons as a collegiate head coach.
- Painter's four Big Ten Coach of the Year honors are the third most in league history (**Gene Keady - 7; Bobby Knight - 5; Bo Ryan - 4**).
- Painter has averaged 11.3 wins per year in conference play, the fifth-best average in Big Ten Conference history.
- Painter's 12 NCAA Tournament appearances in the last 14 events are the eighth most in the country.
- Coach Painter's 13 NCAA Tournaments are the most for a coach nationally under the age of 55 (as of April 1, 2022 – Painter is 51 years old).
- Purdue has finished first or second in Big Ten play in seven of Painter's last 14 years.
- Has had 68 Academic All-Big Ten honorees in his 16 previous years at Purdue.
- Lastly, the five winningest classes in school history have come during the Painter era (2019, 2018, 2012, 2011, 2010).

## YEAR-BY-YEAR COACHING RECORD

Year	School	Overall	Pct.	Conf.	Pct.	Postseason
2003-04	Southern Illinois	25-5	.833	17-1	.944	NCAA (0-1)
2005-06	Purdue	9-19	.321	3-13	.188	
2006-07	Purdue	22-12	.647	9-7	.563	NCAA (1-1)
2007-08	Purdue	25-9	.735	15-3	.833	NCAA (1-1)
2008-09	Purdue	27-10	.730	11-7	.611	NCAA (2-1)
2009-10	Purdue	29-6	.829	14-4	.778	NCAA (2-1)
2010-11	Purdue	26-8	.765	14-4	.778	NCAA (1-1)
2011-12	Purdue	22-13	.629	10-8	.556	NCAA (1-1)
2012-13	Purdue	16-18	.471	8-10	.444	CBI (1-1)
2013-14	Purdue	15-17	.469	5-13	.278	
2014-15	Purdue	21-13	.618	12-6	.667	NCAA (0-1)
2015-16	Purdue	26-9	.743	12-6	.667	NCAA (0-1)
2016-17	Purdue	27-8	.771	14-4	.778	NCAA (2-1)
2017-18	Purdue	30-7	.811	15-3	.833	NCAA (2-1)
2018-19	Purdue	26-10	.722	16-4	.800	NCAA (3-1)
2019-20	Purdue	16-15	.516	9-11	.450	
2020-21	Purdue	18-10	.643	13-6	.684	NCAA (0-1)
2021-22	Purdue	20-3	.870	9-3	.750	
<b>Southern Illinois (1)</b>		<b>25-5</b>	<b>.833</b>	<b>17-1</b>	<b>.944</b>	<b>1 NCAA (0-1)</b>
<b>Purdue (17th)</b>		<b>375-187</b>	<b>.667</b>	<b>189-112</b>	<b>.628</b>	<b>12 NCAA (15-12)</b>
<b>Career (18th)</b>		<b>400-192</b>	<b>.676</b>	<b>206-113</b>	<b>.646</b>	<b>13 NCAA (15-13)</b>
<b>Postseason Record</b>		<b>28-29</b>	<b>.491</b>			
<b>MVC Tournament</b>		<b>1-1</b>	<b>.500</b>			
<b>Big Ten Tournament</b>		<b>11-14</b>	<b>.458</b>			
<b>NCAA Tournament</b>		<b>15-13</b>	<b>.536</b>			
<b>CBI Invitational</b>		<b>1-1</b>	<b>.500</b>			

## MISCELLANEOUS

## MILESTONE VICTORIES

Win	Score	Opponent	Date
1	67-62	Wyoming	11-22-03
26	82-75	Wofford (1st win at Purdue)	11-19-05
50	62-38	Michigan State	2-7-07
100	49-45	Iowa	2-14-09
150	82-69	Northwestern	12-31-10
200	89-73	Minnesota	3-9-13
225	72-68	Minnesota (200th win at Purdue)	12-31-14
250	61-55	Wisconsin	12-29-15
300	86-61	IUPUI	12-10-17
325	84-46	Robert Morris (300th win at Purdue)	11-23-18
350	59-56	[20] VCU	11-29-19
375	75-70	Northwestern (350th win at Purdue)	2-6-21
400	82-76	Michigan	2-5-22

## PAINTER'S HOME RECORD AT PURDUE

Year	Non-Conf.	Big Ten	Overall
2005-06	6-0	3-5	9-5
2006-07	9-0	7-1	16-1
2007-08	7-1	9-0	16-1
2008-09	8-1	7-2	15-3
2009-10	7-0	7-2	14-2
2010-11	7-0	9-0	16-0
2011-12	8-0	5-4	13-4
2012-13	7-3	5-4	12-7
2013-14	8-0	4-5	12-5
2014-15	6-2	8-1	14-3
2015-16	9-0	8-1	17-1
2016-17	7-1	8-1	15-2
2017-18	8-0	8-1	16-1
2018-19	5-0	10-0	15-0
2019-20	5-1	6-4	11-5
2020-21	3-0	8-1	11-1
2021-22	7-0	5-1	12-1
<b>TOTALS</b>	<b>117-9 (.929)</b>	<b>117-33 (.780)</b>	<b>234-42 (.848)</b>

## ABOUT HEAD COACH MATT PAINTER

<b>Born</b>	Aug. 27, 1970
<b>Hometown</b>	Muncie, Indiana
<b>High School</b>	Delta High School
<b>Degree</b>	Purdue (1993); sociology
<b>Master's</b>	Eastern Illinois (1998); athletics administration

## COACHING EXPERIENCE

Years	School, Position
<b>1993-94</b>	Wash. & Jefferson, asst. coach
<b>1994-95</b>	Barton College, asst. coach
<b>1995-98</b>	Eastern Illinois, asst. coach
<b>1998-03</b>	Southern Illinois, asst. coach
<b>2003-04</b>	Southern Illinois, head coach
<b>2004-05</b>	Purdue, associate head coach
<b>2006-pres.</b>	Purdue, head coach

## PLAYING EXPERIENCE

Years	
<b>1990-93</b>	Purdue (Honorable mention All-Big Ten, 1993)

## COACHING HONORS

<b>2004</b>	Missouri Valley Coach of the Year
<b>2004</b>	District V Coach of the Year (USBWA)
<b>2008</b>	Big Ten Coach of the Year
<b>2008</b>	District V Coach of the Year (USBWA)
<b>2008</b>	District 10 Coach of the Year (NABC)
<b>2010</b>	Big Ten Coach of the Year
<b>2010</b>	District V Coach of the Year (USBWA)
<b>2010</b>	District 7 Coach of the Year (NABC)
<b>2011</b>	Big Ten Coach of the Year
<b>2011</b>	District V Coach of the Year (USBWA)
<b>2011</b>	District 7 Coach of the Year (NABC)
<b>2017</b>	District V Coach of the Year (USBWA)
<b>2019</b>	NABC National Coach of the Year
<b>2019</b>	Big Ten Coach of the Year
<b>2019</b>	District V Coach of the Year (USBWA)
<b>2019</b>	District 7 Coach of the Year (NABC)

## COACHING TREE

• <b>Greg Gary</b>	Mercer (head coach)
• <b>Steve Lutz</b>	Texas A&M - Corpus Christi (head coach)
• <b>Cuonzo Martin</b>	Missouri (head coach)
• <b>Jack Owens</b>	Miami, Ohio (head coach)
• <b>Micah Shrewsberry</b>	Penn State (head coach)
• <b>Spike Albrecht</b>	Purdue (graduate assistant)
• <b>Dru Anthrop</b>	Los Angeles Lakers (video coordinator)
• <b>Joey Brooks</b>	Cal State Fullerton (assistant coach)
• <b>D.J. Byrd</b>	Mercer (assistant coach)
• <b>Tarrance Crump</b>	DePaul (director of player development)
• <b>Grady Eifert</b>	Penn State (video coordinator)
• <b>Johnny Hill</b>	Idaho (assistant coach)
• <b>Kenneth Lowe</b>	Miami, Ohio (assistant coach)
• <b>Tommy Luce</b>	Purdue (graduate assistant)
• <b>Cowan Olinger</b>	Miami, Ohio (director of operations)
• <b>Rick Ray</b>	Colorado (assistant coach)
• <b>J.R. Reynolds</b>	Miami, Ohio (assistant coach)
• <b>Ryne Smith</b>	Mercer (director of operations)
• <b>P.J. Thompson</b>	Purdue (director of player development)

## NBA DRAFT PICKS UNDER PAINTER

2007	Carl Landry, 31st to Seattle
2011	JaJuan Johnson, 27th to Boston via New Jersey
2011	E'Twaun Moore, 55th overall to Boston
2012	Robbie Hummel, 58th to Minnesota
2016	A.J. Hammons, 46th to Dallas
2017	Caleb Swanigan, 26th to Portland
2018	Vince Edwards, 52nd to Houston via Utah
2019	Carsen Edwards, 33rd to Boston via Philadelphia

## ALL-AMERICANS UNDER PAINTER

2010	Robbie Hummel, 2nd (NABC) / HM (AP)
2010	E'Twaun Moore, HM (AP)
2011	JaJuan Johnson, Consensus
2011	E'Twaun Moore, 3rd (NABC) / HM (AP)
2012	Robbie Hummel, HM (AP)
2016	A.J. Hammons, HM (AP)
2017	Caleb Swanigan, Consensus
2018	Carsen Edwards, 2nd (NABC) / 3rd (Sporting News)
2018	Isaac Haas, HM (AP)
2019	Carsen Edwards, Consensus (2nd team)
2021	Trevion Williams, HM (AP)



GAME 24 // [3] PURDUE vs. ILLINOIS // FEBRUARY 8, 2022

WINS OVER TOP-25 TEAMS (58)				PAINTER AMONG THE NATION'S BEST					
Date	Opponent	Site	Score	WINS PER SEASON IN BIG TEN PLAY					
2-11-06	[22] Michigan	Home	84-70	Avg.	Coach	School	Wins	Years	
11-29-06	[25] Virginia	Home	61-59	12.3	Bo Ryan	Wisconsin	172	2002-15	
2-15-07	[24] Indiana	Home	81-68	12.2	Bob Knight	Indiana	353	1972-00	
12-15-07	[22] Louisville	Indianapolis, Ind.	67-59	12.0	Tom Izzo	Michigan State	310	1996-pres.	
1-26-08	[11] Wisconsin	Home	60-56	11.5	Thad Matta	Ohio State	150	2005-17	
2-9-08	[8] Wisconsin	Away	72-67	<b>11.3</b>	<b>Matt Painter</b>	<b>Purdue</b>	<b>180</b>	<b>2006-pres.</b>	
2-12-08	[10] Michigan State	Home	60-54	10.6	Gene Keady	Purdue	265	1981-05	
12-20-08	[22] Davidson	Indianapolis, Ind.	76-58	* - Minimum 100 wins. / Through 2020-21 season.					
1-22-09	[21] Minnesota	Away	70-62	ACTIVE BIG TEN COACHES TO WIN A CHAMPIONSHIP					
2-17-09	[6] Michigan State	Home	72-54	Coach		School	RS	Tourn.	
3-21-09	[15] Washington	Portland, Ore. (NCAA)	76-74	Tom Izzo		Michigan State	10	6	
11-23-09	[9] Tennessee	St. Thomas, US Virgin Islands	73-72	<b>Matt Painter</b>		<b>Purdue</b>	<b>3</b>	<b>1</b>	
1-1-10	[6] West Virginia	Home	77-62	Greg Gard		Wisconsin	1		
1-28-10	[16] Wisconsin	Home	60-57	Juwan Howard		Michigan	1		
2-9-10	[10] Michigan State	Away	76-64	NCAA TOURNAMENTS BY BIG TEN COACHES					
2-17-10	[9] Ohio State	Away	60-57	App.	Coach	Current School	Total Yrs.		
3-21-10	[23] Texas A&M	Spokane, Wash. (NCAA)	63-61 -	23	Tom Izzo	Michigan State	26		
1-22-11	[17] Michigan State	Home	86-76	<b>13</b>	<b>Matt Painter</b>	<b>Purdue</b>	<b>17</b>		
1-29-11	[16] Minnesota	Home	73-61	10	Fran McCaffery	Iowa	25		
2-16-11	[10] Wisconsin	Home	70-62	6	Chris Holtmann	Ohio State	10		
2-20-11	[2] Ohio State	Home	76-63	5	Brad Underwood	Illinois	8		
2-25-12	[11] Michigan	Away	75-61	4	Greg Gard	Wisconsin	6		
3-16-12	[24] Saint Mary's	Omaha, Neb. (NCAA)	72-69	4	Fred Hoiberg	Nebraska	7		
1-2-13	[11] Illinois	Home	68-61	2	Danny Manning	Maryland	8		
3-3-13	[17] Wisconsin	Away	69-56	1	Steve Pikiell	Rutgers	16		
1-24-15	[25] Iowa	Home	67-63	1	Juwan Howard	Michigan	2		
1-28-15	[22] Indiana	Home	83-67	1	Chris Collins	Northwestern	8		
2-4-15	[20] Ohio State	Home	60-58	0	Ben Johnson	Minnesota	0		
2-6-16	[8] Michigan State	Home	82-81 -	0	Micah Shrewsberry	Penn State	0		
2-27-16	[10] Maryland	Home	83-79	0	Mike Woodson	Indiana	0		
12-17-16	[21] Notre Dame	Indianapolis, Ind.	86-81	► While coaching at all schools. / Through 2020-21 season.					
1-8-17	[13] Wisconsin	Home	66-55	WINS AT PURDUE					
2-1-17	[25] Northwestern	Home	80-59	Coach	Yrs.	Gms.	W	L	Pct.
2-4-17	[17] Maryland	Away	73-72	Gene Keady	25	782	512	270	.655
3-18-17	[17] Iowa State	Milwaukee, Wis. (NCAA)	80-76	<b>Matt Painter</b>	<b>17th</b>	<b>562</b>	<b>375</b>	<b>187</b>	<b>.667</b>
11-24-17	[2] Arizona	Paradise Island, Bahamas	89-64	Ward Lambert	29	523	371	152	.709
11-28-17	[17] Louisville	Home	66-57	GAMES COACHED AT PURDUE					
1-25-18	[25] Michigan	Home	92-88	Coach	Yrs.	Gms.	W	L	Pct.
12-6-18	[23] Maryland	Home	62-60	Gene Keady	25	782	512	270	.655
1-3-19	[25] Iowa	Home	86-70	<b>Matt Painter</b>	<b>17th</b>	<b>562</b>	<b>375</b>	<b>187</b>	<b>.667</b>
1-19-19	[25] Indiana	Home	70-55	Ward Lambert	29	523	371	152	.709
1-27-19	[6] Michigan State	Home	73-63						
3-23-19	[23] Villanova	Hartford, Conn. (NCAA)	87-61						
3-28-19	[6] Tennessee	Louisville, Ky. (NCAA)	99-94 -						
11-29-19	[20] VCU	Destin, Fla.	59-56						
12-4-19	[5] Virginia	Home	69-40						
1-12-20	[8] Michigan State	Home	71-42						
2-5-20	[17] Iowa	Home	104-68						
3-3-20	[18] Iowa	Away	77-68						
12-16-20	[20] Ohio State	Home	67-60						
1-8-21	[23] Michigan State	Away	55-54						
1-19-21	[15] Ohio State	Away	67-65						
1-30-21	[21] Minnesota	Home	81-62						
3-2-21	[25] Wisconsin	Home	73-69						
11-20-21	[18] North Carolina	Uncasville, Conn.	93-84						
11-21-21	[5] Villanova	Uncasville, Conn.	80-74						
1-17-22	[17] Illinois	Away	96-88 --						
1-30-22	[16] Ohio State	Home	81-78						
Most wins vs. ranked team:				Michigan State - 8					
Best record (min. 4 games):				Wisconsin (7-7; .500)					
Worst record (min. 4 games):				Ohio State (5-12; .294)					

PURDUE RECORD BREAKDOWN																
Year	Overall	Big Ten	Non-Con.*	B1G Tour.	NCAAs	Home	Road	Neutral	vs. Top-25	Unranked	Nov.	Dec.	Jan.	Feb.	March	Longest W Streak
	W-L	W-L	W-L	W-L	W-L	W-L	W-L	W-L	W-L	W-L	W-L	W-L	W-L	W-L	W-L	
2005-06	9-19	3-13	6-5	0-1	0-0	9-5	0-11	0-3	1-7	8-12	2-2	4-3	1-7	2-4	0-3	3 (Dec. 17-28)
2006-07	22-12	9-7	11-3	1-1	1-1	16-1	2-7	4-4	2-7	20-5	5-1	6-2	3-5	5-2	3-2	6 (Nov. 21-Dec. 9)
2007-08	25-9	15-3	9-4	0-1	1-1	16-1	6-5	3-3	4-4	21-5	3-1	6-3	7-1	6-1	3-3	11 (Jan. 12-Feb. 16)
2008-09	27-10	11-7	11-2	3-0	2-1	15-3	5-5	7-2	4-5	23-5	5-1	6-2	6-1	5-3	5-3	6 (Two Times)
2009-10	29-6	14-4	12-0	1-1	2-1	14-2	8-2	7-2	6-3	23-3	5-0	7-0	6-3	6-1	5-2	14 (Nov. 13-Jan. 5)
2010-11	26-8	14-4	11-2	0-1	1-1	16-0	7-5	3-3	4-2	22-6	5-1	8-0	5-3	6-1	2-3	10 (Dec. 1-Jan. 9)
2011-12	22-13	10-8	10-3	1-1	1-1	13-4	5-5	4-4	2-10	20-3	7-1	5-2	3-4	5-3	2-3	4 (Nov. 11-18)
2012-13	16-18	8-10	8-7*	0-1	0-0	12-7	4-7	0-4	2-8	14-10	3-3	3-3	5-4	2-5	3-3	3 (Two Times)
2013-14	15-17	5-13	10-3	0-1	0-0	12-5	2-8	1-4	0-9	15-8	5-2	5-2	3-4	2-5	0-4	5 (Nov. 8-24)
2014-15	21-13	12-6	8-5	1-1	0-1	14-3	4-6	3-4	3-4	18-9	5-1	4-4	5-3	5-1	2-4	4 (Two Times)
2015-16	26-9	12-6	12-1	2-1	0-1	17-1	5-5	4-3	2-5	24-4	6-0	7-1	6-3	3-3	4-2	11 (Nov. 13-Dec. 12)
2016-17	27-8	14-4	11-2	0-1	2-1	15-2	6-4	6-2	5-3	22-5	5-2	7-0	5-3	7-1	3-2	7 (Dec. 3-28)
2017-18	30-7	15-3	11-2	2-1	2-1	16-1	8-2	6-4	3-4	27-3	6-2	7-0	9-0	4-3	4-2	19 (Nov. 24-Feb. 3)
2018-19	26-10	16-4	7-4	0-1	3-1	15-0	6-6	5-4	6-6	20-4	5-2	3-3	7-1	6-1	5-3	8 (Jan. 11-Feb. 9)
2019-20	16-15	9-11	7-4	CANC.	CANC.	11-5	4-8	1-2	5-6	11-9	4-3	4-2	3-5	4-4	1-1	3 (Twice)
2020-21	18-10	13-6	5-2	0-1	0-1	11-1	5-6	2-3	5-5	13-5	1-1	6-3	5-2	4-2	2-2	5 (Feb. 16-March 6)
2021-22	20-3	9-3	11-0			12-1	4-2	4-0	4-1	16-2	7-0	5-1	6-2	2-0		8 (Nov. 9-Dec. 3)
TOTALS	375-187	189-112	160-49	11-14	15-12	234-42	81-94	60-51	58-89	317-98	79-23	93-31	85-51	74-40	44-42	19 games
PCT.	.667	.628	.766	.440	.556	.848	.463	.541	.395	.764	.775	.750	.625	.649	.512	
STREAK	W-5	W-5	W-13	L-3	L-2	W-4	W-2	W-4	W-2	W-4	W-7	W-4	W-3	W-5	L-2	

\* - Denotes regular-season non-conference play. Does not include postseason opponents, except for the 2013 CBI (1-1).

NCAA DIVISION I ACTIVE WINS LIST (55 or younger)

Wins	Coach	School	Age	Years
422	Mick Cronin	UCLA	50	19th
411	Scott Drew	Baylor	51	20th
<b>400</b>	<b>Matt Painter</b>	<b>Purdue</b>	<b>51</b>	<b>18th</b>
383	Travis Ford	Saint Louis	52	22nd
380	Brad Brownell	Clemson	53	20th
378	Tony Bennett	Virginia	52	16th

► Through games played Feb. 5, 2022.

► Min. 5 years as a D-I coach // age as of April 1, 2022.

MOST APPEARANCES IN NCAA TOURNAMENT\*

NCAAs	S-16s	Coach	School	Age*	Yrs.*
35	25	Mike Krzyzewski	Duke	75	47th
35	20	Jim Boeheim	Syracuse	77	46th
25	7	Rick Barnes	Tennessee	67	35th
25	9	Bob Huggins	West Virginia	68	37th
23	14	Tom Izzo	Michigan State	67	27th
22	13	Bill Self	Kansas	59	29th
21	10	Mark Few	Gonzaga	59	23rd
20	15	John Calipari	Kentucky	63	30th
18	9	Tubby Smith	High Point	70	31st
17	7	Jay Wright	Villanova	60	28th
15	5	Dana Altman	Oregon	63	34th
14	3	Mike Brey	Notre Dame	63	27th
<b>13</b>	<b>5</b>	<b>Matt Painter</b>	<b>Purdue</b>	<b>51</b>	<b>18th</b>
12	4	Bruce Weber	Kansas State	65	24th
12	2	Mick Cronin	UCLA	50	19th

► Active coaches (through 2020-21 season).

\* Age as of May 1, 2022.



## 2021-22 RESULTS / LEADERS

**Overall Record:** 20-3      **Home:** 12-1      **Away:** 4-2      **Neutral:** 4-0  
**Big Ten Record:** 9-3      **Home:** 5-1      **Away:** 4-2

Date	P / O	Opponent	W/L	Score	High Scorer	High Rebounds	High Assists	High Steals	High Blocks	Attend.
Nov. 9	7 / -	Bellarmine	W	96-67	Stefanovic (23)	Edey, Furst (9)	Thompson (4)	Morton (4)	Three Players (1)	14,804
Nov. 12	7 / -	Indiana State	W	92-67	Ivey (27)	Edey (10)	Ivey, Stefanovic (4)	Ivey, Morton (2)	Williams (4)	14,804
Nov. 16	6 / -	Wright State	W	96-52	Williams (20)	Williams (13)	Hunter Jr. (4)	Edey, Williams (2)	Edey, Morton (2)	14,804
Nov. 20	1 6 / 18	vs. North Carolina	W	93-84	Stefanovic (23)	Ivey (10)	Stefanovic (8)	Hunter Jr., Ivey (2)	Furst (2)	9,176
Nov. 21	1 6 / 5	vs. Villanova	W	80-74	Edey (21)	Ivey (7)	Ivey (7)	Williams (3)	Ivey (1)	9,100
Nov. 26	3 / -	Omaha	W	97-40	Edey (20)	Williams (10)	Stefanovic (5)	Ivey (2)	Edey (3)	14,804
Nov. 30	2 2 / -	Florida State	W	93-65	Ivey (18)	Four Players (6)	Stefanovic (8)	Five Players (1)	Furst, Ivey (2)	14,804
Dec. 3	* 2 / -	Iowa	W	77-70	Ivey (19)	Williams (18)	Williams (3)	Ivey (2)	Edey, Gillis (1)	14,804
Dec. 9	* 1 / -	at Rutgers	L	68-70	Williams (21)	Williams (11)	Ivey (3)	Ivey (3)	Edey, Gillis (1)	8,000
Dec. 12	3 1 / -	vs. North Carolina St.	W	82-72	Williams (22)	Williams (12)	Williams (9)	Three Players (2)	Williams (4)	7,124
Dec. 18	4 3 / -	vs. Butler	W	77-48	Ivey (22)	Edey (11)	Morton, Stefanovic (3)	Four Players (1)	Edey (2)	17,905
Dec. 20	3 / -	Incarnate Word	W	79-59	Edey (13)	Edey (9)	Three Players (4)	Newman, Stefanovic (2)	Three Players (1)	14,804
Dec. 29	3 / -	Nicholls	W	104-90	Edey (21)	Williams (11)	Williams (8)	Three Players (1)	Edey, Gillis (2)	14,804
Jan. 3	* 3 / 23	Wisconsin	L	69-74	Edey (24)	Edey (10)	Morton (4)	Morton (2)	---	14,804
Jan. 8	* 3 / -	at Penn State	W	74-67	Williams (21)	Williams (9)	Stefanovic (6)	Ivey, Morton (2)	Hunter Jr., Ivey (1)	10,464
Jan. 14	* 7 / -	Nebraska	W	92-65	Edey (22)	Edey (9)	Ivey (5)	Gillis, Newman (2)	Edey, Morton (2)	14,804
Jan. 17	* 4 / 17	at Illinois	W	96-88	Stefanovic (22)	Three Players (8)	Williams (5)	Ivey (2)	Edey (2)	15,544
Jan. 20	* 4 / -	at Indiana	L	65-68	Ivey (21)	Edey (9)	Edey (3)	---	Edey, Thompson (1)	17,222
Jan. 23	* 4 / -	Northwestern	W	80-60	Stefanovic (22)	Edey, Williams (10)	Hunter Jr. (5)	Hunter Jr. (2)	---	14,804
Jan. 26	* 6 / -	at Iowa	W	83-73	Thompson (18)	Williams (10)	Williams (5)	Williams (2)	Thompson, Williams (1)	12,723
Jan. 30	* 6 / 16	Ohio State	W	81-78	Ivey (21)	Gillis (11)	Hunter Jr. (5)	Williams (2)	Williams (2)	14,804
Feb. 2	* 4 / -	at Minnesota	W	88-73	Ivey (21)	Edey (12)	Stefanovic (7)	Furst, Ivey (1)	Five Players (1)	9,975
Feb. 5	* 4 / -	Michigan	W	82-76	Ivey (23)	Edey (9)	Ivey (7)	Three Players (1)	Williams (4)	14,804
Feb. 10	*	Illinois								
Feb. 13	*	Maryland								
Feb. 16	*	at Northwestern								
Feb. 20	*	Rutgers								
Feb. 26	*	at Michigan State								
March 1	*	at Wisconsin								
March 5	*	Indiana								
March 9-13	5	Big Ten Tournament								

- \* Denotes Big Ten Conference game  
**1** Denotes Basketball Hall of Fame Tipoff Classic (Uncasville, Conn.)  
**2** Denotes Big Ten / ACC Challenge (West Lafayette, Ind.)  
**3** Denotes Basketball Hall of Fame Invitational (Brooklyn, N.Y.)  
**4** Denotes Crossroads Classic (Indianapolis, Ind.)  
**5** Denotes Big Ten Tournament (Indianapolis, Ind.)

## 2021-22 ATTENDANCE TOTALS

OVERALL					BIG TEN CONFERENCE GAMES				
Site	Games	Totals	Avg.	High	Site	Games	Totals	Avg.	High
Home	13	192,452	14,804	14,804 (13 Times)	Home	6	88,824	14,804	14,804 (Six Times)
Away	6	73,928	12,321	17,222 at Indiana (1-20-22)	Away	6	73,928	12,321	17,222 at Indiana (1-20-22)
Neutral	4	43,305	10,826	17,905 vs. Butler (12-18-21)					
<b>Totals</b>	<b>23</b>	<b>308,965</b>	<b>13,433</b>	<b>17,905 vs. Butler (12-18-21)</b>	<b>Totals</b>	<b>12</b>	<b>162,752</b>	<b>13,562</b>	<b>17,222 at Indiana (1-20-22)</b>

## 2021-22 MARGINS OF VICTORY

	1	2	3	4	5	6	7	8	9	10	11	12	13	14	15	16	17	18	19	20	21	22	23	24	25+
Purdue			1			2	2	1	1	2					1	1				1					7
Opponents		1	1		1																				

## LARGEST LEADS / DEFICITS

WHEN LEADING					WHEN TRAILING				
Largest Margin of Victory				57 (97-40) vs. Omaha (11-26-21)	Largest Margin of Defeat				5 (69-74) vs. [23] Wisconsin (1-3-22)
Largest Overall Lead				58 (93-35; 4:39 2nd) vs. Omaha (11-26-21)	Largest Overall Deficit				13 (41-54; 9:10 2nd) vs. North Carolina State (12-12-21)
Largest Halftime Lead				35 (52-17) vs. Omaha (11-26-21)	Largest Halftime Deficit				5 (24-29) vs. [23] Wisconsin (1-3-22)
Largest Lead in a Loss				10 (57-47; 8:34 2nd) vs. Rutgers (12-9-21)	Largest Deficit Overcome in a Win				13 (41-54; 9:10 2nd) vs. North Carolina State (12-12-21)
Largest Halftime Lead in a Loss				---	Largest Halftime Deficit in a Win				4 (27-31) vs. North Carolina State (12-12-21)
Largest Purdue Run				29 vs. Omaha (11-26-21)	Largest Opponent Run				14 by Indiana (1-20-22)



2021-22 OVERALL STATISTICS

Game Records

Record	Overall	Home	Away	Neutral
ALL GAMES	20-3	12-1	4-2	4-0
CONFERENCE	9-3	5-1	4-2	0-0
NON-CONFERENCE	11-0	7-0	0-0	4-0

Score by Periods

Team	1st	2nd	OT	TOT
Purdue	953	948	43	1944
Opponents	693	862	25	1580

Team Box Score

No.	Player				Total		3-Point		F-Throw		Rebounds													
		GP-GS	MIN	AVG	FG-FGA	FG%	3FG-3FGA	3FG%	FT-FTA	FT%	OFF	DEF	TOT	AVG	PF	DQ	A	TO	BLK	STL	PTS	AVG		
23	IVEY, Jaden	22-20	656:32	29.8	127-266	.477	44-107	.411	82-112	.732	13	101	114	5.2	39	0	70	47	12	25	380	17.3		
15	EDEY, Zach	23-19	430:33	18.7	137-200	.685	0-0	.000	69-108	.639	67	108	175	7.6	46	0	30	39	26	8	343	14.9		
50	WILLIAMS, Trevion	23-4	462:01	20.1	120-211	.569	4-9	.444	42-75	.560	62	127	189	8.2	49	0	70	45	17	24	286	12.4		
55	STEFANOVIC, Sasha	23-23	690:03	30.0	85-191	.445	62-148	.419	47-55	.855	3	58	61	2.7	34	0	85	28	3	7	279	12.1		
0	GILLIS, Mason	19-11	418:10	22.0	44-78	.564	25-49	.510	22-25	.880	27	50	77	4.1	33	0	18	14	5	5	135	7.1		
11	THOMPSON, Isaiah	23-20	449:07	19.5	40-96	.417	31-76	.408	17-20	.850	8	18	26	1.1	23	0	29	12	2	4	128	5.6		
5	NEWMAN, Brandon	19-1	247:14	13.0	29-94	.309	25-77	.325	17-20	.850	3	37	40	2.1	26	1	14	11	3	7	100	5.3		
2	HUNTER JR., Eric	23-5	521:57	22.7	42-90	.467	17-39	.436	17-26	.654	13	24	37	1.6	26	0	46	26	1	15	118	5.1		
3	FURST, Caleb	22-12	367:20	16.7	38-64	.594	7-17	.412	20-30	.667	33	56	89	4.0	25	0	13	15	8	4	103	4.7		
25	MORTON, Ethan	23-0	363:08	15.8	20-43	.465	9-20	.450	11-14	.786	4	26	30	1.3	21	0	42	11	5	15	60	2.6		
34	BARRETT, Carson	8-0	18:30	2.3	2-6	.333	0-2	.000	0-1	.000	2	3	5	0.6	2	0	1	4	0	0	4	0.5		
21	FROST, Matt	8-0	16:31	2.1	1-5	.200	0-0	.000	2-2	1.000	3	0	3	0.4	2	0	0	1	0	1	4	0.5		
14	WULBRUN, Jared	8-0	16:57	2.1	0-2	.000	0-1	.000	2-2	1.000	0	1	1	0.1	1	0	0	0	0	0	2	0.3		
22	MARTIN, Chase	8-0	16:57	2.1	1-5	.200	0-0	.000	0-3	.000	0	2	2	0.3	3	0	1	2	0	1	2	0.3		
Team											31	36	67					8						
Total		23	4675		686-1351	.508	224-545	.411	348-493	.706	269	647	916	39.8	330	1	419	263	82	116	1944	84.5		
Opponents		23	4675		585-1385	.422	198-588	.337	212-303	.700	190	458	648	28.2	443	14	300	230	51	127	1580	68.7		

Team Statistics

	PURDUE	OPP
Scoring	1944	1580
Points per game	84.5	68.7
Scoring margin	+15.8	-
Field goals-att	686-1351	585-1385
Field goal pct	.508	.422
3 point fg-att	224-545	198-588
3-point FG pct	.411	.337
3-pt FG made per game	9.7	8.6
Free throws-att	348-493	212-303
Free throw pct	.706	.700
F-Throws made per game	15.1	9.2
Rebounds	916	648
Rebounds per game	39.8	28.2
Rebounding margin	+11.7	-
Assists	419	300
Assists per game	18.2	13.0
Turnovers	263	230
Turnovers per game	11.4	10.0
Turnover margin	-1.4	-
Assist/turnover ratio	1.6	1.3
Steals	116	127
Steals per game	5.0	5.5
Blocks	82	51
Blocks per game	3.6	2.2
Winning streak	5	-
Home win streak	4	-
Attendance	192452	65928
Home games-Avg/Game	13-14804	6-10988
Neutral site-Avg/Game	-	4-9045

Team Results

Date	Opponent		Score	Att.
11/09/2021	Bellarmine	W	96-67	14804
11/12/2021	Indiana St.	W	92-67	14804
11/16/2021	Wright St.	W	96-52	14804
11/20/2021	vs North Carolina	W	93-84	9176
11/21/2021	vs Villanova	W	80-74	9100
11/26/2021	Omaha	W	97-40	14804
11/30/2021	Florida St.	W	93-65	14804
12/03/2021	Iowa	W	77-70	14804
12/09/2021	at Rutgers	L	68-70	0
12/12/2021	vs NC State	Wot	82-72	0
12/18/2021	vs Butler	W	77-48	17905
12/20/2021	Incarnate Word	W	79-59	14804
12/29/2021	Nicholls St.	W	104-90	14804
01/03/2022	Wisconsin	L	69-74	14804
01/08/2022	at Penn St.	W	74-67	10464
01/14/2022	Nebraska	W	92-65	14804
01/17/2022	at Illinois	Wot2	96-88	15544
01/20/2022	at Indiana	L	65-68	17222
01/23/2022	Northwestern	W	80-60	14804
01/27/2022	at Iowa	W	83-73	12723
01/30/2022	Ohio St.	W	81-78	14804
02/02/2022	at Minnesota	W	88-73	9975
02/05/2022	Michigan	W	82-76	14804



## 2021-22 BIG TEN CONFERENCE STATISTICS

## Game Records

Record	Overall	Home	Away	Neutral
ALL GAMES	9-3	5-1	4-2	0-0
CONFERENCE	9-3	5-1	4-2	0-0
NON-CONFERENCE	0-0	0-0	0-0	0-0

## Score by Periods

Team	1st	2nd	OT	TOT
Purdue	463	465	27	955
Opponents	377	466	19	862

## Team Box Score

No.	Player				Total		3-Point		F-Throw		Rebounds													
		GP-GS	MIN	AVG	FG-FGA	FG%	3FG-3FGA	3FG%	FT-FTA	FT%	OFF	DEF	TOT	AVG	PF	DQ	A	TO	BLK	STL	PTS	AVG		
23	IVEY, Jaden	11-9	352:43	32.1	64-146	.438	19-55	.345	50-70	.714	8	43	51	4.6	22	0	34	20	5	13	197	17.9		
15	EDEY, Zach	12-11	235:26	19.6	69-109	.633	0-0	.000	30-56	.536	36	57	93	7.8	29	0	15	21	9	4	168	14.0		
50	WILLIAMS, Trevion	12-1	241:55	20.2	61-122	.500	3-5	.600	22-40	.550	29	71	100	8.3	27	0	33	21	6	11	147	12.3		
55	STEFANOVIC, Sasha	12-12	408:45	34.1	46-106	.434	30-78	.385	25-31	.806	2	33	35	2.9	20	0	38	13	3	2	147	12.3		
0	GILLIS, Mason	12-10	292:44	24.4	29-51	.569	19-35	.543	11-14	.786	17	36	53	4.4	21	0	14	13	2	4	88	7.3		
2	HUNTER JR., Eric	12-4	299:59	25.0	30-57	.526	14-23	.609	12-17	.706	5	15	20	1.7	16	0	28	15	0	9	86	7.2		
11	THOMPSON, Isaiah	12-10	229:11	19.1	14-47	.298	10-38	.263	9-10	.900	4	10	14	1.2	9	0	12	6	2	1	47	3.9		
3	FURST, Caleb	12-2	135:42	11.3	12-16	.750	2-2	1.000	5-8	.625	11	16	27	2.3	16	0	5	4	0	2	31	2.6		
5	NEWMAN, Brandon	8-1	74:53	9.4	5-24	.208	5-21	.238	2-2	1.000	2	8	10	1.3	12	0	4	6	0	4	17	2.1		
25	MORTON, Ethan	12-0	173:05	14.4	7-19	.368	5-12	.417	6-8	.750	3	9	12	1.0	9	0	14	5	3	6	25	2.1		
34	BARRETT, Carson	1-0	01:24	1.4	1-1	1.000	0-0	.000	0-0	.000	0	1	1	1.0	0	0	1	1	0	0	2	2.0		
14	WULBRUN, Jared	1-0	01:24	1.4	0-0	.000	0-0	.000	0-0	.000	0	0	0	0.0	1	0	0	0	0	0	0	0.0		
21	FROST, Matt	1-0	01:24	1.4	0-0	.000	0-0	.000	0-0	.000	0	0	0	0.0	0	0	0	1	0	0	0	0.0		
22	MARTIN, Chase	1-0	01:24	1.4	0-0	.000	0-0	.000	0-0	.000	0	1	1	1.0	0	0	0	0	0	0	0	0.0		
Team											16	18	34					7						
Total		12	2450		338-698	.484	107-269	.398	172-256	.672	133	318	451	37.6	182	0	198	133	30	56	955	79.6		
Opponents		12	2450		316-702	.450	97-275	.353	133-187	.711	87	263	350	29.2	233	7	163	112	29	71	862	71.8		

## Team Statistics

	PURDUE	OPP
<b>Scoring</b>	<b>955</b>	<b>862</b>
Points per game	79.6	71.8
Scoring margin	+7.8	-
<b>Field goals-att</b>	<b>338-698</b>	<b>316-702</b>
Field goal pct	.484	.450
<b>3 point fg-att</b>	<b>107-269</b>	<b>97-275</b>
3-point FG pct	.398	.353
3-pt FG made per game	8.9	8.1
<b>Free throws-att</b>	<b>172-256</b>	<b>133-187</b>
Free throw pct	.672	.711
F-Throws made per game	14.3	11.1
<b>Rebounds</b>	<b>451</b>	<b>350</b>
Rebounds per game	37.6	29.2
Rebounding margin	+8.4	-
<b>Assists</b>	<b>198</b>	<b>163</b>
Assists per game	16.5	13.6
<b>Turnovers</b>	<b>133</b>	<b>112</b>
Turnovers per game	11.1	9.3
Turnover margin	-1.8	-
Assist/turnover ratio	1.5	1.5
<b>Steals</b>	<b>56</b>	<b>71</b>
Steals per game	4.7	5.9
<b>Blocks</b>	<b>30</b>	<b>29</b>
Blocks per game	2.5	2.4
<b>Winning streak</b>	<b>5</b>	<b>-</b>
Home win streak	4	-
<b>Attendance</b>	<b>88824</b>	<b>65928</b>
Home games-Avg/Game	6-14804	6-10988
Neutral site-Avg/Game	-	0-0

## Team Results

Date	Opponent		Score	Att.
12/03/2021	Iowa	W	77-70	14804
12/09/2021	at Rutgers	L	68-70	0
01/03/2022	Wisconsin	L	69-74	14804
01/08/2022	at Penn St.	W	74-67	10464
01/14/2022	Nebraska	W	92-65	14804
01/17/2022	at Illinois	Wot2	96-88	15544
01/20/2022	at Indiana	L	65-68	17222
01/23/2022	Northwestern	W	80-60	14804
01/27/2022	at Iowa	W	83-73	12723
01/30/2022	Ohio St.	W	81-78	14804
02/02/2022	at Minnesota	W	88-73	9975
02/05/2022	Michigan	W	82-76	14804





Official Basketball Box Score - Final

Michigan at Purdue

02/05/22 Mackey Arena, West Lafayette

2021-22 Men's Basketball

Game Time: 2:30 PM

Game Duration: 2:05

Attendance: 14,804

LAST TIME OUT (No. 4 Purdue 82, Michigan 76)

Officials: Larry Scirotto, Keith Kimble, Rob Riley

Michigan - 76

Record: 11-9 (5-5)

NO.	Name	Min	FG M-A	3P M-A	FT M-A	Rebounds			Fouls		TP	AS	TO	ST	Blocks		+/-
						OR	DR	TOT	PF	FD					BS	BA	
14	Moussa Diabate	F 17:06	1-4	0-0	0-0	2	1	3	1	0	2	0	0	1	1	1	-13
1	Hunter Dickinson	C 35:55	12-17	2-3	2-2	0	2	2	4	2	28	2	4	0	2	1	-8
12	DeVante' Jones	G 32:25	5-7	1-1	2-2	0	4	4	4	2	13	4	3	0	0	1	-6
22	Caleb Houston	G 30:40	3-8	2-6	3-4	0	2	2	1	2	11	3	0	0	0	0	-14
55	Eli Brooks	G 32:46	3-6	1-3	2-2	0	3	3	3	3	9	3	2	1	0	0	-11
5	Terrance Williams II	18:18	3-5	0-1	0-0	0	3	3	1	0	6	1	1	0	0	0	7
10	Frankie Collins	08:22	0-2	0-2	0-0	0	1	1	0	0	0	3	1	0	0	0	11
2	Kobe Bufkin	10:02	1-1	1-1	0-0	0	0	0	0	0	3	1	0	0	0	0	1
23	Brandon Johns Jr.	09:17	1-2	1-1	0-0	0	0	0	1	0	3	0	0	1	0	0	1
25	Jace Howard	05:09	0-0	0-0	1-2	0	0	0	2	1	1	0	0	0	0	0	2
Team						1	3	4			0			0			
Totals			29-52	8-18	10-12	3	19	22	17	10	76	17	11	3	3	3	-6

Technical Fouls::NONE

Shooting By Period

1 <sup>st</sup>	FG%	14-30	46.7%
	3PT%	5-12	41.7%
	FT%	0-0	0%
2 <sup>nd</sup>	FG%	15-22	68.2%
	3PT%	3-6	50.0%
	FT%	10-12	83.3%
GM	FG%	29-52	55.8%
	3PT%	8-18	44.4%
	FT%	10-12	83.3%

Dead Ball Rebounds: 1, 0

Purdue - 82

Record: 20-3 (9-3)

NO.	Name	Min	FG M-A	3P M-A	FT M-A	Rebounds			Fouls		TP	AS	TO	ST	Blocks		+/-
						OR	DR	TOT	PF	FD					BS	BA	
0	Mason Gillis	F 33:46	3-6	2-5	0-0	2	2	4	2	2	8	0	0	0	0	0	12
15	Zach Edey	C 16:57	5-12	0-0	3-4	6	3	9	3	4	13	1	2	0	0	3	-6
2	Eric Hunter Jr.	G 27:27	2-5	1-2	3-4	1	1	2	4	2	8	3	2	2	0	0	2
23	Jaden Ivey	G 36:37	8-18	0-6	7-8	0	6	6	0	6	23	7	2	1	1	0	8
55	Sasha Stefanovic	G 31:17	4-6	1-3	0-0	0	1	1	0	0	9	2	0	0	1	0	13
11	Isaiah Thompson	16:17	1-2	0-0	0-0	0	0	0	0	0	2	1	0	0	0	0	6
50	Trevion Williams	23:03	7-8	1-1	4-5	2	6	8	0	3	19	2	0	4	1	0	12
3	Caleb Furst	06:14	0-0	0-0	0-0	0	1	1	1	0	0	1	0	0	0	0	-6
25	Ethan Morton	08:22	0-1	0-1	0-0	0	0	0	0	0	0	0	0	0	0	0	-11
Team						0	1	1			0			1			
Totals			30-58	5-18	17-21	11	21	32	10	17	82	17	7	7	3	3	6

Technical Fouls::NONE

Shooting By Period

1 <sup>st</sup>	FG%	16-35	45.7%
	3PT%	4-14	28.6%
	FT%	3-4	75%
2 <sup>nd</sup>	FG%	14-23	60.9%
	3PT%	1-4	25.0%
	FT%	14-17	82.4%
GM	FG%	30-58	51.7%
	3PT%	5-18	27.8%
	FT%	17-21	81.0%

Dead Ball Rebounds: 2, 0

	UMICH	PURDUE	Points from		Period by Period Scoring		
Biggest lead	0 (1 <sup>st</sup> 20:00)	12 (1 <sup>st</sup> 12:33)	Turnovers	4	16		
Best Scoring Run	7 (1 <sup>st</sup> 9:55)	10 (2 <sup>nd</sup> 13:48)	Paint	26	44	1st	2nd
Lead Changes	0		Second Chance	2	10	TOT	
Times Tied	0		Fast Breaks	9	12	UMICH	33
Time with Lead	00:00	38:53	Bench	13	21	PURDUE	39
							43
							82



PREVIOUS MEETING WITH ILLINOIS - JAN. 17, 2022 (No. 4 Purdue 96, No. 17 Illinois 88)



Official Basketball Box Score - Final

## Purdue at Illinois

01/17/22 State Farm Center, Champaign, Ill.  
2021-22 Men's Basketball

Game Time: 11:00 AM

Game Duration: 2:36

Attendance: 15,544

Officials: Bo Boroski, D.J. Carstensen, Brian Dorsey

## Purdue - 96

Record: 15-2 (4-2)

NO.	Name	Min	FG	3P	FT	Rebounds	Fouls	TP	AS	TO	ST	Blocks	+/-
			M-A	M-A	M-A	OR DR TOT	PF FD					BS BA	
0	Mason Gillis	F 43:15	2-3	0-1	0-0	1 3 4	1 0	4	1	2	0	0 0	9
15	Zach Edey	C 27:05	9-14	0-0	2-2	3 5 8	2 2	20	1	0	1	2 0	8
11	Isaiah Thompson	G 18:18	1-4	1-4	0-0	0 0 0	0 0	3	0	0	0	0 0	6
23	Jaden Ivey	G 42:03	3-10	0-1	13-15	1 7 8	4 10	19	2	2	2	1 1	9
55	Sasha Stefanovic	G 41:08	6-11	5-8	5-9	0 8 8	1 4	22	2	2	0	0 0	3
2	Eric Hunter Jr.	31:45	3-4	1-1	4-4	0 2 2	1 2	11	2	1	0	0 0	2
25	Ethan Morton	09:29	0-0	0-0	0-0	1 0 1	1 0	0	0	1	0	0 0	-4
50	Trevion Williams	22:47	6-18	0-1	2-2	2 5 7	2 4	14	5	4	0	0 1	1
3	Caleb Furst	02:54	0-1	0-0	0-0	1 1 2	0 0	0	0	0	0	0 0	0
5	Brandon Newman	11:16	1-3	1-2	0-0	0 2 2	3 0	3	0	0	0	0 0	6
Team						1 3 4		0		0			
<b>Totals</b>			31-68	8-18	26-32	10 36 46	15 22	96	13	12	3	3 2	8

## Shooting By Period

1 <sup>st</sup> FG%	13-29	44.8%
3PT%	2-9	22.2%
FT%	9-10	90%
2 <sup>nd</sup> FG%	12-30	40.0%
3PT%	5-8	62.5%
FT%	3-5	60%
OT FG%	6-9	66.7%
3PT%	1-1	100.0%
FT%	14-17	82.4%
GM FG%	31-68	45.6%
3PT%	8-18	44.4%
FT%	26-32	81.3%

Dead Ball Rebounds: 1, 1

Technical Fouls: Williams 1<sup>st</sup> 5:37

## Illinois - 88

Record: 13-4 (6-1)

NO.	Name	Min	FG	3P	FT	Rebounds	Fouls	TP	AS	TO	ST	Blocks	+/-
			M-A	M-A	M-A	OR DR TOT	PF FD					BS BA	
3	Jacob Grandison	F 30:20	3-10	2-5	0-0	0 3 3	2 0	8	0	0	0	0 1	-6
21	Kofi Cockburn	C 22:06	3-9	0-0	4-4	1 4 5	5 3	10	0	1	2	0 0	0
1	Trent Frazier	G 47:52	7-16	2-9	0-0	0 5 5	2 4	16	6	1	0	0 0	-5
11	Alfonso Plummer	G 42:39	8-19	6-12	2-2	1 3 4	2 1	24	0	1	0	0 1	-11
20	Da'Monte Williams	G 45:02	1-2	1-2	0-0	0 6 6	3 0	3	4	1	1	2 0	-9
4	Omar Payne	07:07	0-0	0-0	0-0	1 0 1	3 0	0	1	1	0	0 0	-2
5	Andre Curbelo	25:05	8-15	0-2	4-5	0 6 6	4 3	20	3	0	0	0 0	0
10	Luke Goode	05:52	1-2	1-2	0-0	0 1 1	0 0	3	0	1	0	0 0	6
33	Coleman Hawkins	03:54	0-1	0-1	0-0	0 0 0	0 0	0	0	0	0	0 0	-8
13	Benjamin Bosmans-Verdonk	20:03	1-3	0-0	2-4	2 2 4	2 3	4	1	0	2	0 1	-5
Team						3 1 4		0		2			
<b>Totals</b>			32-77	12-33	12-15	8 31 39	23 14	88	15	8	5	2 3	-8

## Shooting By Period

1 <sup>st</sup> FG%	9-29	31.0%
3PT%	4-13	30.8%
FT%	4-4	100%
2 <sup>nd</sup> FG%	16-33	48.5%
3PT%	5-14	35.7%
FT%	6-6	100%
OT FG%	7-15	46.7%
3PT%	3-6	50.0%
FT%	2-5	40%
GM FG%	32-77	41.6%
3PT%	12-33	36.4%
FT%	12-15	80.0%

Dead Ball Rebounds: 3, 1

Technical Fouls: Payne 1<sup>st</sup> 5:38

	PUR	ILL
Biggest lead	13 (1 <sup>st</sup> 0:30)	4 (1 <sup>st</sup> 7:06)
Best Scoring Run	17 (1 <sup>st</sup> 0:30)	10 (1 <sup>st</sup> 7:06)
Lead Changes	4	
Times Tied	5	
Time with Lead	43:41	02:24

Points from	PUR	ILL
Turnovers	9	8
Paint	42	26
Second Chance	12	11
Fast Breaks	10	12
Bench	28	27

Period by Period Scoring					
	1st	2nd	OT1	OT2	TOT
PUR	37	32	9	18	96
ILL	26	43	9	10	88



GAME 24 // [3] PURDUE vs. ILLINOIS // FEBRUARY 8, 2022

2021-22 GAME-BY-GAME COMPARISON																			
Team	W/L	FG-FGA	Pct.	3P-3PA	Pct.	FT-FTA	Pct.	O-D	Reb.	PF	A	TO	B	S	1st	2nd	OT	Pts.	PPP
[7] Purdue	W	28-56	.500	16-36	.444	24-29	.828	15-27	42	13	21	13	3	7	50	46		96	1.43
Bellarmine		24-59	.407	12-35	.343	7-8	.875	7-25	22	20	15	10	1	5	37	30		67	1.00
[7] Purdue	W	31-58	.534	8-20	.400	22-32	.688	12-30	42	14	19	12	8	6	51	41		92	1.26
Indiana State		25-64	.391	6-26	.231	11-14	.786	10-21	31	25	14	12	0	4	30	37		67	0.92
[6] Purdue	W	35-67	.522	11-28	.393	15-21	.714	19-37	56	15	18	17	4	9	51	45		96	1.28
Wright State		18-59	.305	5-26	.192	11-14	.786	6-17	23	17	8	15	0	6	17	35		52	0.69
[6] Purdue	W	34-61	.557	10-23	.435	15-22	.682	4-27	31	16	21	9	2	6	41	52		93	1.21
[18] North Carolina		31-69	.449	12-29	.414	10-12	.833	12-25	37	20	13	14	5	3	35	49		84	1.09
[6] Purdue	W	29-55	.527	10-23	.435	12-14	.857	12-26	38	18	17	11	1	4	31	49		80	1.33
[5] Villanova		26-58	.448	13-34	.382	9-17	.529	10-16	26	15	15	4	2	4	33	41		74	1.23
[3] Purdue	W	34-59	.576	9-17	.529	20-24	.833	14-39	53	6	19	12	6	4	52	45		97	1.45
Omaha		17-63	.270	5-28	.179	1-2	.500	8-14	22	14	8	9	2	6	17	23		40	0.60
[2] Purdue	W	35-59	.593	12-25	.480	11-14	.786	10-26	36	8	23	13	5	5	48	45		93	1.37
Florida State		26-63	.413	8-24	.333	5-6	.833	11-14	25	17	12	13	1	7	32	33		65	0.96
[2] Purdue	W	21-50	.420	8-19	.421	27-37	.730	8-34	42	18	14	17	2	5	39	38		77	1.01
Iowa		25-62	.403	5-21	.238	15-22	.682	6-24	30	29	12	9	0	6	26	44		70	0.92
[1] Purdue	L	25-61	.410	7-26	.269	11-16	.688	16-19	35	17	10	11	2	8	35	33		68	1.05
Rutgers		25-48	.521	7-14	.500	13-18	.722	5-22	27	19	18	15	2	7	36	34		70	1.08
[1] Purdue	W	30-60	.500	5-21	.238	17-25	.680	11-32	43	16	18	14	9	6	27	39	16	82	1.09
North Carolina State		26-62	.419	8-21	.381	12-15	.800	7-23	30	24	10	13	3	7	31	35	6	72	0.96
[3] Purdue	W	27-51	.529	11-22	.500	12-14	.857	11-31	42	15	17	10	5	4	39	38		77	1.33
Butler		19-59	.322	4-28	.143	6-14	.429	13-14	27	15	10	7	2	5	21	27		48	0.83
[3] Purdue	W	30-66	.455	11-32	.344	8-15	.533	19-27	46	14	18	11	3	6	45	34		79	1.23
Incarinate Word		22-54	.407	12-27	.444	3-5	.600	5-18	23	17	14	11	2	5	27	32		59	0.92
[3] Purdue	W	35-61	.574	14-29	.483	20-27	.741	9-27	36	13	30	8	3	6	55	49		104	1.42
Nicholls		35-73	.479	16-35	.457	4-9	.444	14-18	32	27	18	10	4	4	36	54		90	1.23
[3] Purdue	L	23-56	.411	8-20	.400	15-24	.625	13-27	40	17	19	12	0	2	24	45		69	1.03
[23] Wisconsin		27-60	.450	6-24	.250	14-19	.737	9-25	34	22	13	7	2	5	29	45		74	1.10
[3] Purdue	W	28-58	.483	9-24	.375	9-13	.692	10-20	30	14	14	8	2	6	35	39		74	1.19
Penn State		26-55	.473	8-22	.364	7-11	.636	9-21	30	13	14	11	4	6	30	37		67	1.08
[7] Purdue	W	32-65	.492	9-29	.310	19-27	.704	14-27	41	16	19	10	5	7	48	44		92	1.26
Nebraska		26-57	.456	8-19	.421	5-13	.385	8-23	31	21	14	17	1	6	33	32		65	0.89
[4] Purdue	W	31-68	.456	8-18	.444	26-32	.813	10-36	46	15	13	12	3	3	37	32	27	96	1.13
[17] Illinois		32-77	.416	12-33	.364	12-15	.800	8-31	39	23	15	8	2	5	26	43	19	88	1.04
[4] Purdue	L	25-54	.463	8-23	.348	7-17	.412	8-31	39	18	12	12	2	0	28	37		65	0.98
Indiana		24-56	.429	6-20	.300	14-24	.583	4-26	30	16	6	3	4	9	37	31		68	1.03
[4] Purdue	W	29-56	.518	12-29	.414	10-13	.769	10-23	33	13	19	9	0	5	40	40		80	1.33
Northwestern		22-50	.440	9-26	.346	7-9	.778	5-16	21	16	12	10	2	5	28	32		60	1.00
[6] Purdue	W	30-49	.612	13-22	.591	10-22	.455	9-27	36	17	21	15	2	7	48	35		83	1.26
Iowa		24-64	.375	8-27	.296	17-18	.944	14-17	31	20	10	9	2	8	33	40		73	1.11
[6] Purdue	W	29-60	.483	8-17	.471	15-26	.577	15-23	38	12	17	10	4	4	39	42		81	1.23
[16] Ohio State		29-63	.460	9-29	.310	11-14	.786	12-20	32	22	15	6	4	6	40	48		78	1.18
[4] Purdue	W	35-63	.556	12-24	.500	6-8	.750	9-30	39	15	23	9	5	2	51	37		88	1.33
Minnesota		27-58	.466	11-22	.500	8-12	.667	4-19	23	15	16	5	3	4	36	37		73	1.11
[4] Purdue	W	30-58	.517	5-18	.278	17-21	.810	11-21	32	10	17	7	3	7	39	43		82	1.26
Michigan		29-52	.558	8-18	.444	10-12	.833	3-19	22	17	17	11	3	3	33	43		76	1.17



## MISCELLANEOUS SINGLE-GAME INFORMATION

Date	Opponent	Biggest Lead		Lead Chang.	Ties	[--Time In the Lead--]			Biggest Run		Paint	Off TO	2nd-ch.	Bench	Starters	Fr.	So.	Jr.	Sr.		
		PU	Opp.			PU	Opp.	Tied	PU	Opp.											
Nov. 9	Bellarmine	36	3	1	1	37:15	1:25	1:20	11	9	22-20	14-11	13-6	29-22	67-45	2	46	15	33		
Nov. 12	Indiana State	30	5	1	1	36:43	2:02	1:15	16	10	42-36	21-14	13-2	21-30	71-37	12	59	4	17		
Nov. 16	Wright State	49	3	1	0	38:42	0:50	0:28	14	6	46-16	22:15	31-3	44-7	52-45	14	44	4	34		
Nov. 20	[18] North Carolina	13	1	2	1	39:08	0:16	0:36	10	7	42-18	19-10	5-21	28-14	65-70	8	33	3	49		
Nov. 21	[5] Villanova	10	11	6	5	18:55	17:54	3:11	9	8	38-18	4-10	16-11	15-17	65-57	12	34	12	22		
Nov. 26	Omaha	58	1	2	0	39:18	0:26	0:16	29	5	48-16	8-9	19-8	49-14	48-26	7	61	6	23		
Nov. 30	Florida State	28	0	0	2	38:18	0:00	1:42	12	7	38-26	12-25	18-15	31-16	62-49	9	49	12	23		
Dec. 3	Iowa	19	1	2	1	35:38	2:17	2:05	7	11	26-34	8-20	10-4	37-29	40-41	2	45	5	25		
Dec. 9	Rutgers	10	7	6	5	19:29	16:32	3:59	11	12	36-28	16-4	22-4	31-5	37-65	0	32	0	36		
Dec. 12	North Carolina State	10	13	1	2	4:45	38:33	1:42	7	8	50-34	14-19	14-9	39-9	43-63	0	46	0	36		
Dec. 18	Butler	36	2	1	1	38:25	0:21	1:14	12	6	26-26	6-8	12-6	25-6	52-42	6	47	6	18		
Dec. 20	Incarnate Word	30	6	1	2	35:54	1:52	2:14	10	7	38-12	20-19	20-5	37-20	42-39	2	44	10	23		
Dec. 29	Nicholls	22	6	6	2	35:45	2:55	1:20	20	6	42-34	16-11	6-24	37-8	67-82	0	64	15	25		
Jan. 3	[23] Wisconsin	7	7	17	6	15:19	20:49	3:52	8	7	28-28	10-12	12-12	29-7	40-67	0	50	0	19		
Jan. 8	Penn State	13	7	8	3	31:49	5:52	2:19	9	9	36-28	16-9	17-10	26-15	48-52	2	35	3	34		
Jan. 14	Nebraska	30	0	0	0	39:35	0:00	0:25	14	6	46-24	28-7	21-4	36-20	56-45	10	55	0	27		
Jan. 17	[17] Illinois	13	4	4	5	43:41	2:24	3:55	17	10	42-26	9-8	12-11	28-27	68-61	0	46	3	47		
Jan. 20	Indiana	8	11	3	2	14:04	22:08	3:48	8	14	28-30	5-15	10-5	4-35	61-33	2	46	8	9		
Jan. 23	Northwestern	20	2	3	1	36:41	1:23	1:56	9	10	32-18	6-6	13-9	31-16	49-44	7	21	8	44		
Jan. 27	Iowa	18	0	0	0	39:41	0:00	0:19	7	11	32-26	5-18	9-14	38-32	45-41	4	28	18	33		
Jan. 30	[16] Ohio State	20	4	2	3	32:47	4:37	2:36	8	7	42-30	11-16	18-11	33-32	48-46	0	51	0	30		
Feb. 2	Minnesota	18	0	0	0	39:40	0:00	0:14	7	7	40-20	8-12	2-5	12-8	76-65	4	44	0	40		
Feb. 5	Michigan	12	0	0	0	38:53	0:00	1:07	10	7	44-26	16-4	10-2	21-13	61-63	0	44	2	36		
Feb. 10	Illinois																				
Feb. 13	Maryland																				
Feb. 16	Northwestern																				
Feb. 20	Rutgers																				
Feb. 26	Michigan State																				
Mar. 1	Wisconsin																				
Mar. 5	Indiana																				
Mar. 9-13	Big Ten Tournament																				
PURDUE TOTALS		58							29				868	294	323	681	1,263	103	1,024	134	683
PURDUE AVERAGES													37.7	12.8	14.0	29.6	54.9	4.5	44.5	5.8	29.7
OPPONENT TOTALS		13							14				574	282	201	402	1,178				
OPPONENT AVERAGES													25.0	12.3	8.7	17.5	51.2				

## POINTS-REBOUNDS-ASSISTS (starters in underline&gt;

Date	Opponent	Result	#0 Gillis	#2 Hunter	#3 Furst	#5 Newman	#11 Thomps.	#14 Wulbrun	#15 Edey	#21 Frost	#22 Martin	#23 Ivey	#25 Morton	#34 Barrett	#50 Williams	#55 Stefanovic
Nov. 9	Bellarmine	W, 96-67	DNP	61-1	<u>2-9-1</u>	14-13	<u>15-1-4</u>	01-0	<u>16-9-0</u>	0-0-0	0-0-0	<u>11-5-3</u>	5-4-3	0-0-0	4-7-3	<u>23-2-3</u>
Nov. 12	Indiana State	W, 92-67	DNP	01-3	<u>12-8-0</u>	81-0	<u>4-1-1</u>	0-0-0	<u>22-10-3</u>	0-0-0	0-0-0	<u>27-8-4</u>	2-1-1	01-0	11-8-3	<u>61-4</u>
Nov. 16	Wright State	W, 96-52	DNP	2-2-4	<u>14-11-2</u>	15-1-0	<u>0-0-3</u>	2-0-0	<u>18-12-1</u>	21-0	0-0-0	<u>8-6-3</u>	3-3-2	0-0-0	20-13-3	<u>12-4-0</u>
Nov. 20	[18] North Carolina	W, 93-84	DNP	6-2-0	<u>8-5-0</u>	0-0-2	<u>3-0-2</u>	DNP	<u>9-3-2</u>	DNP	DNP	<u>22-10-6</u>	2-2-0	DNP	20-4-1	<u>23-2-8</u>
Nov. 21	[5] Villanova	W, 80-74	01-0	3-3-1	<u>12-4-1</u>	3-3-0	<u>12-0-0</u>	DNP	<u>21-6-0</u>	DNP	DNP	<u>10-7-7</u>	01-0	DNP	9-4-2	<u>10-3-6</u>
Nov. 26	Omaha	W, 97-40	6-5-0	<u>4-1-2</u>	<u>7-9-1</u>	16-5-0	6-3-1	0-0-0	<u>20-6-1</u>	0-2-0	2-1-1	<u>12-2-2</u>	3-3-4	2-0-0	14-10-2	<u>5-4-5</u>
Nov. 30	Florida State	W, 93-65	6-3-0	4-0-2	<u>9-6-1</u>	13-6-2	<u>12-2-1</u>	DNP	<u>12-4-0</u>	DNP	DNP	<u>18-6-2</u>	0-0-4	DNP	8-6-3	<u>11-1-8</u>
Dec. 3	Iowa	W, 77-70	12-3-1	4-1-2	<u>2-7-0</u>	5-0-1	<u>5-1-1</u>	DNP	<u>6-7-0</u>	DNP	DNP	<u>19-2-2</u>	3-0-2	DNP	13-18-3	<u>8-1-2</u>
Dec. 9	Rutgers	L, 68-70	01-0	6-2-1	<u>0-0-0</u>	3-2-1	<u>0-2-0</u>	DNP	<u>13-6-1</u>	DNP	DNP	<u>15-1-3</u>	1-3-1	DNP	21-11-1	<u>9-2-2</u>
Dec. 12	North Carolina State	W, 82-72	9-4-0	2-1-0	<u>0-1-1</u>	0-0-0	<u>0-1-2</u>	DNP	<u>9-7-0</u>	DNP	DNP	<u>22-7-2</u>	6-1-2	DNP	22-12-9	<u>12-2-2</u>
Dec. 18	Butler	W, 77-48	6-4-1	01-2	<u>6-2-1</u>	1-4-1	<u>6-0-2</u>	0-0-0	14-11-0	0-0-0	0-0-0	<u>22-5-2</u>	4-1-3	0-2-0	10-6-2	<u>8-4-3</u>
Dec. 20	Incarnate Word	W, 79-59	10-3-2	3-2-1	<u>2-7-0</u>	6-5-0	<u>8-2-0</u>	0-0-0	13-9-4	2-0-0	0-0-0	<u>12-5-4</u>	3-0-2	01-0	<u>12-8-1</u>	<u>8-1-4</u>
Dec. 29	Nicholls	W, 104-90	<u>10-4-1</u>	2-3-2	DNP	7-4-2	<u>15-2-1</u>	0-0-0	21-5-4	0-0-0	0-0-0	<u>19-2-1</u>	7-2-7	0-0-0	<u>9-11-8</u>	<u>14-2-4</u>
Jan. 3	[23] Wisconsin	L, 69-74	<u>9-4-0</u>	21-2	0-0-0	0-0-1	<u>0-3-2</u>	DNP	24-10-2	DNP	DNP	<u>14-3-3</u>	3-6-4	DNP	<u>9-5-2</u>	<u>8-2-3</u>
Jan. 8	Penn State	W, 74-67	<u>14-2-1</u>	0-0-2	2-1-0	DNP	<u>3-1-0</u>	DNP	<u>6-6-1</u>	DNP	DNP	<u>12-7-1</u>	3-0-1	DNP	21-9-2	<u>13-3-6</u>
Jan. 14	Nebraska	W, 92-65	<u>8-7-1</u>	8-3-2	10-2-0	6-4-0	<u>0-2-2</u>	0-0-0	<u>22-9-0</u>	0-0-0	01-0	<u>17-4-5</u>	0-0-2	21-1	10-5-3	<u>9-3-3</u>
Jan. 17	[17] Illinois	W, 96-88	<u>4-4-1</u>	11-2-2	0-2-0	3-2-0	<u>3-0-0</u>	DNP	<u>20-8-1</u>	DNP	DNP	<u>19-8-2</u>	01-0	DNP	14-7-5	<u>22-8-2</u>
Jan. 20	Indiana	L, 65-68	<u>13-7-2</u>	01-0	2-3-1	01-0	<u>8-2-2</u>	DNP	<u>12-9-3</u>	DNP	DNP	<u>21-2-1</u>	0-0-1	DNP	2-6-2	<u>7-3-0</u>
Jan. 23	Northwestern	W, 80-60	<u>7-2-4</u>	10-2-5	7-3-0	<u>0-1-1</u>	<u>8-0-1</u>	DNP	<u>12-10-2</u>	DNP	DNP	DNP	2-2-2	DNP	12-10-1	<u>22-2-3</u>
Jan. 27	Iowa	W, 83-73	<u>0-3-1</u>	<u>7-0-2</u>	4-4-1	DNP	<u>18-1-2</u>	DNP	<u>6-4-1</u>	DNP	DNP	15-5-4	7-0-0	DNP	12-10-5	<u>14-5-4</u>
Jan. 30	[16] Ohio State	W, 81-78	<u>7-11-2</u>	<u>10-3-5</u>	0-1-1	DNP	<u>0-1-0</u>	DNP	<u>20-3-0</u>	DNP	DNP	21-3-2	3-0-0	DNP	9-8-3	<u>11-3-4</u>
Feb. 2	Minnesota	W, 88-73	<u>6-5-1</u>	<u>20-3-2</u>	4-3-0	0-0-0	01-1	DNP	<u>14-12-3</u>	DNP	DNP	<u>21-10-4</u>	3-0-1	DNP	5-3-4	<u>15-2-7</u>
Feb. 5	Michigan	W, 82-76	<u>8-4-0</u>	<u>8-2-3</u>	01-1	DNP	2-0-1	DNP	<u>13-9-1</u>	DNP	DNP	<u>23-6-7</u>	0-0-0	DNP	19-8-2	<u>9-1-2</u>
Feb. 10	Illinois															
Feb. 13	Ohio State															
Feb. 16	Northwestern															
Feb. 20	Rutgers															
Feb. 26	Michigan State															
Mar. 1	Wisconsin															
Mar. 5	Indiana															
Mar. 9-13	Big Ten Tournament															



GAME 24 // [3] PURDUE vs. ILLINOIS // FEBRUARY 8, 2022

INSIDE THE NUMBERS					PURDUE'S RECORD WHEN...											
10+ POINTS			2022	CAREER	CONSECUTIVE GAMES WITH A 3-PTer			FIRST SUB	2022	CAREER	Category	2021-22	Painter	Str.		
Trevion Williams			15 (14-1)	57 (37-20)	Sasha Stefanovic 24			Trevion Williams	18	35	All Games	20-3	375-187	W-5		
Sasha Stefanovic			13 (13-0)	36 (31-5)	Eric Hunter Jr. 5			Eric Hunter Jr.	10	29	At Home	12-1	234-42	W-4		
Jaden Ivey			21 (18-3)	35 (28-7)	Mason Gillis 3			Zach Edey	3	25	On Road	4-2	81-94	W-2		
Eric Hunter Jr.			4 (4-0)	35 (26-9)	Trevion Williams 1			Isaiah Thompson	4	21	At Neutral Sites	4-0	60-51	W-4		
Zach Edey			17 (14-3)	28 (21-7)				Ethan Morton	5	8	vs. Big Ten Foes	9-3	200-126	W-5		
Brandon Newman			4 (4-0)	16 (13-3)				Sasha Stefanovic		5	Big Ten Regular-Season	9-3	189-112	W-5		
Isaiah Thompson			5 (5-0)	15 (10-5)				Mason Gillis	1	3	Big Ten Tournament		11-14	L-3		
Mason Gillis			5 (4-1)	9 (8-1)				Jaden Ivey		3	At Home	5-1	117-33	W-4		
Caleb Furst			4 (4-0)	4 (4-0)				Caleb Furst	1	1	On Road	4-2	72-79	W-2		
											At Neutral Site		11-14	L-3		
20+ POINTS			2022	CAREER				FIRST POINTS	2P	3P	FT	No.	vs. Non-Conference Foes	11-0	175-61	W-11
Trevion Williams			5 (4-1)	14 (8-6)				Zach Edey	12			12	At Home	7-0	117-9	W-14
Zach Edey			8 (7-1)	10 (9-1)				Sasha Stefanovic	2	3	1	6	On Road		9-16	L-1
Jaden Ivey			8 (7-1)	10 (8-2)				Jaden Ivey	2			2	At Neutral Site	4-0	49-36	W-4
Sasha Stefanovic			4 (4-0)	8 (7-1)				Caleb Furst	1			1	vs. Ranked Opponent	4-1	58-89	W-2
Brandon Newman				2 (2-0)				Trevion Williams	1			1	vs. Unranked Opponent	16-2	317-98	W-4
Eric Hunter Jr.			1 (1-0)	1 (1-0)				Mason Gillis		1		1	In Overtime	2-0	14-18	W-2
													Leading at Halftime	18-0	308-51	W-23
													Trailing at Halftime	2-3	53-125	L-2
													Tied at Halftime		13-12	W-1
													Games Decided by 1-9 Pts.	7-3	131-110	W-2
													3 Points or Less	1-2	42-35	W-1
													4-6 Points	2-1	40-35	W-1
													7-9 Points	4-0	49-40	W-4
													Games Decided by 10+ Pts.	13-0	244-77	W-17
													10-19 Points	4-0	124-61	W-7
													20-Plus Points	9-0	120-16	W-13
													Purdue Shoots 48% or Better	17-0	182-17	W-22
													Purdue Shoots Less Than 48%	3-3	193-170	L-1
													Opp. Shoots 48% or Better	1-1	32-76	W-1
													Opp. Shoots Less Than 48%	19-2	343-111	W-4
													Purdue Shoots Better Than Opp.	19-1	309-43	W-4
													Opp. Shoots Better / Equal %	1-2	66-144	W-1
													Purdue Outrebounds Opp.	18-3	280-78	W-5
													Opp. Outreb. / Equals Purdue	2-0	95-109	W-2
													Purdue Has More FT Attempts	17-1	272-39	W-7
													Opp. Has More / Equal FT Att.	3-2	103-148	W-1
													Purdue Makes 10+ 3-Ptrs.	11-0	95-17	W-21
													Purdue Makes 0-4 3-Ptrs.		55-69	W-1
													Opp. Makes 10+ 3-Ptrs.	7-0	46-32	W-7
													Opp. Makes 0-4 3-Ptrs.		120-39	W-2
													Purdue Has 0-9 Turnovers	6-0	105-43	W-6
													Purdue Has 10-15 Turnovers	12-3	211-96	W-2
													Purdue Has 16+ Turnovers	2-0	59-48	W-4
													Opp. Has 0-9 Turnovers	8-2	73-65	W-3
													Opp. Has 10-15 Turnovers	11-1	176-95	W-6
													Opp. Has 16+ Turnovers	1-0	126-27	W-3
													Purdue Has Fewer TOs	6-1	212-66	W-5
													Purdue Has More / Equal TOs	14-2	163-121	W-3
													Purdue Wins Reb. & TO Margin	4-1	137-15	W-4
													Purdue Scores 0-49 Pts.		2-9	L-1
													Purdue Scores 50-59 Pts.		11-49	L-1
													Purdue Scores 60-69 Pts.	0-3	94-79	L-4
													Purdue Scores 70-79 Pts.	4-0	124-38	W-4
													Purdue Scores 80-89 Pts.	7-0	95-12	W-20
													Purdue Scores 90+ Pts.	9-0	49-0	W-111
													Opp. Scores 0-49 Pts.	2-0	54-1	W-24
													Opp. Scores 50-59 Pts.	2-0	110-6	W-6
													Opp. Scores 60-69 Pts.	6-1	135-54	W-1
													Opp. Scores 70-79 Pts.	7-2	62-78	W-4
													Opp. Scores 80-89 Pts.	2-0	10-39	W-2
													Opp. Scores 90+ Pts.	1-0	4-9	W-3
													0-1 Player in Double Figures		6-9	W-1
													2 Players in Double Figures	0-1	56-57	L-2
													3 Players in Double Figures	5-2	146-91	W-1
													4 Players in Double Figures	9-0	116-21	W-15
													5+ Players in Double Figures	6-0	51-9	W-15
													In November	7-0	79-23	W-7
													In December	5-1	93-31	W-4
													In January	6-2	85-51	W-3
													In February	2-0	74-40	W-5
													In March		44-42	L-2
													On Sunday	4-0	50-27	W-6
													On Monday	2-1	12-6	W-1
													On Tuesday	3-0	63-28	W-5
													On Wednesday	2-0	62-29	W-6
													On Thursday	1-2	34-25	W-1
													On Friday	4-0	42-15	W-4
													On Saturday	4-0	112-56	W-8
													Wearing White Uniforms	8-0		W-8
													Wearing Throwback Uniforms	1-1		W-1
													Wearing Black Uniforms	8-2		W-3
													Wearing Gold Uniforms	1-0		W-14
													Wearing Gray Uniforms	2-0		W-2

THE START CHART (8)								
1	2	3	4	5	Games			Record
Thompson	Ivey	Stefanovic	Furst	Edey	1, 2, 3, 4, 5, 7, 8, 9, 10			8-1
Hunter Jr.	Ivey	Stefanovic	Furst	Edey	6			1-0
Thompson	Ivey	Stefanovic	Furst	Williams	11, 12			2-0
Thompson	Ivey	Stefanovic	Gillis	Williams	13, 14			1-1
Thompson	Ivey	Stefanovic	Gillis	Edey	15, 16, 17, 18			3-1
Thompson	Newman	Stefanovic	Gillis	Edey	19			1-0
Hunter Jr.	Thompson	Stefanovic	Gillis	Edey	20, 21			2-0
Hunter Jr.	Ivey	Stefanovic	Gillis	Edey	22, 23			2-0

CAREER STARTS AT PURDUE							
Player	19	20	21	22	Tot.	Cons.	Record as Starter
Sasha Stefanovic		22	21	23	66	28	46-20
Trevion Williams	8	22	26	4	60		38-22
Eric Hunter Jr.	1	30	23	5	59	4	36-23
Mason Gillis			23	11	34	11	24-10
Jaden Ivey			12	20	32	2	24-8
Isaiah Thompson			5	20	25		20-5
Brandon Newman			23	1	24		16-8
Zach Edey			2	19	21	9	19-2
Caleb Furst				12	12		11-1



GAME 24 // [3] PURDUE vs. ILLINOIS // FEBRUARY 8, 2022

INDIVIDUAL GAME-BY-GAME STATISTICS														
#0   MASON GILLIS														
Date	Opponent	Min.	FG	3FG	FT	O-D-T	PF	A	TO	B	S	Pts.		
N9	Bellarmine					-- DID NOT PLAY --								
N12	Indiana State					-- DID NOT PLAY --								
N16	Wright State					-- DID NOT PLAY --								
N20	vs. [18] North Carolina					-- DID NOT PLAY --								
N21	vs. [5] Villanova	10	0-1	0-1	0-0	1-0-1	1	0	0	0	0	0		
N26	Omaha	17	2-2	1-1	1-1	2-3-5	0	0	0	1	0	6		
N30	Florida State	19	2-4	0-2	2-2	1-2-3	1	0	0	0	1	6		
D3	Iowa	18	2-3	2-2	6-6	1-2-3	3	1	1	1	0	12		
D9	at Rutgers	12	0-1	0-1	0-0	0-1-1	2	0	0	1	0	0		
D12	vs. North Carolina State	22	3-5	1-2	2-2	2-2-4	4	0	0	0	0	9		
D18	vs. Butler	19	1-2	0-0	4-4	2-2-4	1	1	0	0	0	6		
D20	Incarnate Word	21	4-9	2-5	0-0	2-1-3	3	2	0	0	0	10		
D29	• Nicholls	18	3-4	2-3	2-2	0-4-4	2	1	1	2	0	10		
J3	[23] Wisconsin	23	3-4	3-4	0-0	1-3-4	1	0	2	0	0	9		
J8	• at Penn State	25	4-5	3-4	3-3	1-1-2	2	1	1	0	1	14		
J14	• Nebraska	24	3-8	2-4	0-0	1-6-7	2	1	0	0	2	8		
J17	• at [17] Illinois	43	2-3	0-1	0-0	1-3-4	1	1	2	0	0	4		
J20	• at Indiana	29	5-6	3-4	0-1	3-4-7	2	2	2	0	0	13		
J23	• Northwestern	28	3-6	1-4	0-0	1-1-2	1	4	1	0	0	7		
J27	• at Iowa	12	0-1	0-0	0-2	1-2-3	2	1	1	0	0	0		
J30	• [16] Ohio State	28	2-5	1-3	2-2	5-6-11	1	2	2	0	1	7		
F2	• at Minnesota	17	2-3	2-3	0-0	0-5-5	2	1	1	0	0	6		
F5	• Michigan	34	3-6	2-5	0-0	2-2-4	2	0	0	0	0	8		
F8	Illinois													
F10	at Michigan													
F13	Maryland													
F16	at Northwestern													
F20	Rutgers													
F26	at Michigan State													
M1	at Wisconsin													
M5	Indiana													
M9-13	Big Ten Tournament													

#3   CALEB FURST														
Date	Opponent	Min.	FG	3FG	FT	O-D-T	PF	A	TO	B	S	Pts.		
N9	• Bellarmine	26	1-3	0-2	0-0	3-6-9	2	1	2	0	0	2		
N12	• Indiana State	22	4-7	0-1	4-5	2-6-8	0	0	0	1	0	12		
N16	• Wright State	25	5-7	1-2	3-4	4-7-11	1	2	3	0	0	14		
N20	• vs. [18] North Carolina	33	3-5	2-3	0-0	0-5-5	2	0	0	2	1	8		
N21	• vs. [5] Villanova	24	5-5	1-1	1-1	1-3-4	1	1	1	0	0	12		
N26	• Omaha	23	2-5	0-1	3-4	5-4-9	0	1	1	2	0	7		
N30	• Florida State	21	2-3	1-1	4-6	2-4-6	1	1	0	2	0	9		
D3	• Iowa	22	1-2	0-0	0-0	3-4-7	2	0	2	0	1	2		
D9	• at Rutgers	9	0-0	0-0	0-0	0-0-0	1	0	0	0	0	0		
D12	• vs. North Carolina State	13	0-1	0-0	0-0	0-1-1	1	1	3	0	0	0		
D18	• vs. Butler	21	3-4	0-1	0-0	1-1-2	0	1	0	0	1	6		
D20	• Incarnate Word	23	1-8	0-3	0-2	4-3-7	1	0	1	1	0	2		
D29	Nicholls					-- DID NOT PLAY --								
J3	[23] Wisconsin	6	0-0	0-0	0-0	0-0-0	0	0	0	0	0	0		
J8	at Penn State	12	1-2	0-0	0-0	0-1-1	1	0	0	0	0	2		
J14	Nebraska	16	3-3	1-1	3-5	2-0-2	2	0	1	0	0	10		
J17	at [17] Illinois	3	0-1	0-0	0-0	1-1-2	0	0	0	0	0	0		
J20	• at Indiana	11	1-2	0-0	0-0	1-2-3	1	1	0	0	0	2		
J23	Northwestern	12	2-2	1-1	2-2	2-1-3	1	0	1	0	0	7		
J27	at Iowa	14	2-2	0-0	0-1	1-3-4	2	2	0	0	0	4		
J30	[16] Ohio State	12	0-0	0-0	0-0	0-1-1	4	1	0	0	0	0		
F2	• at Minnesota	14	2-2	0-0	0-0	1-2-3	1	0	0	0	1	4		
F5	Michigan	6	0-0	0-0	0-0	0-1-1	1	1	0	0	0	0		
F8	Illinois													
F10	at Michigan													
F13	Maryland													
F16	at Northwestern													
F20	Rutgers													
F26	at Michigan State													
M1	at Wisconsin													
M5	Indiana													
M9-13	Big Ten Tournament													

#2   ERIC HUNTER JR.														
Date	Opponent	Min.	FG	3FG	FT	O-D-T	PF	A	TO	B	S	Pts.		
N9	Bellarmine	19	2-6	2-6	0-0	0-1-1	0	1	0	0	1	6		
N12	Indiana State	19	0-2	0-1	0-0	0-1-1	1	3	2	0	0	0		
N16	Wright State	22	1-4	0-1	0-0	1-1-2	1	4	0	0	1	2		
N20	vs. [18] North Carolina	24	2-2	0-0	2-4	0-2-2	0	0	0	0	2	6		
N21	vs. [5] Villanova	19	0-1	0-1	3-4	1-2-3	2	1	2	0	0	3		
N26	• Omaha	18	2-4	0-0	0-0	1-0-1	0	2	1	0	0	4		
N30	Florida State	18	2-3	0-0	0-0	0-0-0	1	2	1	0	0	4		
D3	Iowa	25	1-4	1-3	1-2	0-1-1	1	2	4	0	0	4		
D9	at Rutgers	26	2-6	2-4	0-0	1-1-2	0	1	0	0	2	6		
D12	vs. North Carolina State	30	1-3	0-2	0-0	1-0-1	1	0	2	0	2	2		
D18	vs. Butler	18	0-3	0-2	0-0	1-0-1	1	2	1	1	0	0		
D20	Incarnate Word	17	1-3	1-2	0-0	1-1-2	3	1	2	0	0	3		
D29	Nicholls	18	1-2	0-1	0-1	2-1-3	0	2	0	0	0	2		
J3	[23] Wisconsin	20	1-4	0-1	0-0	0-1-1	0	2	2	0	0	2		
J8	at Penn State	15	0-1	0-0	0-0	0-0-0	1	2	1	0	1	0		
J14	Nebraska	17	3-5	1-1	1-1	1-2-3	1	2	0	0	0	8		
J17	at [17] Illinois	32	3-4	1-1	4-4	0-2-2	1	2	1	0	0	11		
J20	at Indiana	16	0-2	0-0	0-0	0-1-1	1	0	1	0	0	0		
J23	Northwestern	27	4-5	2-2	0-0	0-2-2	1	5	1	0	2	10		
J27	• at Iowa	34	2-3	1-2	2-4	0-0-0	1	2	0	0	1	7		
J30	• [16] Ohio State	30	4-7	1-1	1-2	1-2-3	1	5	2	0	1	10		
F2	• at Minnesota	30	8-11	4-6	0-0	1-2-3	4	2	0	0	0	20		
F5	• Michigan	27	2-5	1-2	3-4	1-1-2	4	3	2	0	2	8		
F8	Illinois													
F10	at Michigan													
F13	Maryland													
F16	at Northwestern													
F20	Rutgers													
F26	at Michigan State													
M1	at Wisconsin													
M5	Indiana													
M9-13	Big Ten Tournament													

#5   BRANDON NEWMAN														
Date	Opponent	Min.	FG	3FG	FT	O-D-T	PF	A	TO	B	S	Pts.		
N9	Bellarmine	19	3-10	3-9	5-6	0-1-1	2	3	0	1	0	14		
N12	Indiana State	20	2-8	2-5	2-2	0-1-1	2	0	0	0	0	8		
N16	Wright State	17	5-8	5-7	0-0	0-1-1	1	0	0	0	0	15		
N20	vs. [18] North Carolina	11	0-1	0-0	0-0	0-0-0	1	2	1	0	0	0		
N21	vs. [5] Villanova	12	1-4	1-4	0-0	0-3-3	0	0	0	0	0	3		
N26	Omaha	17	4-9	3-7	5-5	0-5-5	0	0	0	0	0	16		
N30	Florida State	17	5-9	2-6	1-1	0-6-6	2	2	2	0	0	13		
D3	Iowa	13	1-4	1-4	2-2	0-0-0	1	1	0	0	0	5		
D9	at Rutgers	13	1-6	1-5	0-0	1-1-2	1	1	3	0	2	3		
D12	vs. North Carolina State	8	0-4	0-4	0-0	0-0-0	0	0	0	0	0	0		
D18	vs. Butler	11	0-4	0-4	1-2	0-4-4	5	1	1	1	1	1		
D20	Incarnate Word	18	2-8	2-6	0-0	0-5-5	0	0	1	1	2	6		
D29	Nicholls	22	2-5	2-4	1-2	1-3-4	1	2	0	0	0	7		
J3	[23] Wisconsin	6	0-2	0-1	0-0	0-0-0	0	1	0	0	0	0		
J8	at Penn State					-- DID NOT PLAY --								
J14	Nebraska	14	2-4	2-4	0-0	0-4-4	2	0	1	0	2	6		
J17	at [17] Illinois	11	1-3	1-2	0-0	0-2-2	3	0	0	0	0	3		
J20	at Indiana	5	0-0	0-0	0-0	0-1-1	3	0	1	0	0	0		
J23	• Northwestern	12	0-5	0-5	0-0	1-0-1	2	1	1	0	0	0		
J27	at Iowa					-- DID NOT PLAY --								
J30	[16] Ohio State					-- DID NOT PLAY --								
F2	at Minnesota	1	0-0	0-0	0-0	0-0-0	0	0	0	0	0	0		
F5	Michigan					-- DID NOT PLAY --								
F8	Illinois													



## INDIVIDUAL GAME-BY-GAME STATISTICS

## #11 | ISAIAH THOMPSON

Date	Opponent	Min.	FG	3FG	FT	O-D-T	PF	A	TO	B	S	Pts.
N9	• Bellarmine	24	5-9	5-8	0-0	0-1-1	1	4	0	0	0	15
N12	• Indiana State	21	1-3	1-3	1-3	0-1-1	2	1	0	0	0	4
N16	• Wright State	21	0-3	0-2	0-0	0-0-0	0	3	0	0	0	0
N20	• vs. [18] North Carolina	16	1-2	1-2	0-0	0-0-0	2	2	0	0	0	3
N21	• vs. [5] Villanova	21	4-5	4-5	0-0	0-0-0	2	0	2	0	0	12
N26	• Omaha	19	2-3	1-1	1-1	0-3-3	1	1	1	0	0	6
N30	• Florida State	22	4-4	2-2	2-2	1-1-2	0	1	1	0	1	12
D3	• Iowa	16	0-0	0-0	5-6	1-0-1	0	1	1	0	0	5
D9	• at Rutgers	14	0-2	0-2	0-0	0-2-2	1	0	0	0	0	0
D12	• vs. North Carolina State	15	0-1	0-1	0-0	1-0-1	2	2	0	0	2	0
D18	• vs. Butler	20	2-6	2-4	0-0	0-0-0	1	2	2	0	0	6
D20	• Incarnate Word	20	2-6	2-5	2-2	2-0-2	1	0	0	0	0	8
D29	• Nicholls	21	5-7	3-5	2-2	0-2-2	2	1	0	0	0	15
J3	• [23] Wisconsin	20	0-2	0-2	0-0	1-2-3	1	2	1	0	0	0
J8	• at Penn State	25	1-4	1-4	0-0	1-0-1	0	0	0	0	0	3
J14	• Nebraska	21	0-6	0-6	0-0	0-2-2	1	2	2	0	1	0
J17	• at [17] Illinois	18	1-4	1-4	0-0	0-0-0	0	0	0	0	0	3
J20	• at Indiana	26	3-7	2-5	0-0	0-2-2	2	2	0	1	0	8
J23	• Northwestern	16	2-6	2-6	2-2	0-0-0	2	1	0	0	0	8
J27	• at Iowa	28	6-8	4-6	2-2	0-1-1	2	2	2	1	0	18
J30	• [16] Ohio State	18	0-3	0-1	0-0	0-1-1	0	0	0	0	0	0
F2	• at Minnesota	10	0-3	0-2	0-0	1-0-1	0	1	0	0	0	0
F5	• Michigan	16	1-2	0-0	0-0	0-0-0	0	1	0	0	0	2
F8	• Illinois											
F10	• at Michigan											
F13	• Maryland											
F16	• at Northwestern											
F20	• Rutgers											
F26	• at Michigan State											
M1	• at Wisconsin											
M5	• Indiana											
M9-13	• Big Ten Tournament											

## #14 | JARED WULBRUN

Date	Opponent	Min.	FG	3FG	FT	O-D-T	PF	A	TO	B	S	Pts.
N9	Bellarmine	2	0-0	0-0	0-0	0-1-1	0	0	0	0	0	0
N12	Indiana State	2	0-0	0-0	0-0	0-0-0	0	0	0	0	0	0
N16	Wright State	2	0-1	0-1	2-2	0-0-0	0	0	0	0	0	2
N20	vs. [18] North Carolina					-- DID NOT PLAY --						
N21	vs. [5] Villanova					-- DID NOT PLAY --						
N26	Omaha	3	0-1	0-0	0-0	0-0-0	0	0	0	0	0	0
N30	Florida State					-- DID NOT PLAY --						
D3	Iowa					-- DID NOT PLAY --						
D9	at Rutgers					-- DID NOT PLAY --						
D12	vs. North Carolina State					-- DID NOT PLAY --						
D18	vs. Butler	2	0-0	0-0	0-0	0-0-0	0	0	0	0	0	0
D20	Incarnate Word	3	0-0	0-0	0-0	0-0-0	0	0	0	0	0	0
D29	Nicholls	1	0-0	0-0	0-0	0-0-0	0	0	0	0	0	0
J3	[23] Wisconsin					-- DID NOT PLAY --						
J8	at Penn State					-- DID NOT PLAY --						
J14	Nebraska	1	0-0	0-0	0-0	0-0-0	1	0	0	0	0	0
J17	at [17] Illinois					-- DID NOT PLAY --						
J20	at Indiana					-- DID NOT PLAY --						
J23	Northwestern					-- DID NOT PLAY --						
J27	at Iowa					-- DID NOT PLAY --						
J30	[16] Ohio State					-- DID NOT PLAY --						
F2	at Minnesota					-- DID NOT PLAY --						
F5	Michigan					-- DID NOT PLAY --						
F8	Illinois											
F10	at Michigan											
F13	Maryland											
F16	at Northwestern											
F20	Rutgers											
F26	at Michigan State											
M1	at Wisconsin											
M5	Indiana											
M9-13	Big Ten Tournament											

## #15 | ZACH EDEY

Date	Opponent	Min.	FG	3FG	FT	O-D-T	PF	A	TO	B	S	Pts.
N9	• Bellarmine	22	4-5	0-0	8-10	5-4-9	1	0	3	1	0	16
N12	• Indiana State	18	8-9	0-0	6-7	4-6-10	2	3	1	3	0	22
N16	• Wright State	18	8-12	0-0	2-3	5-7-12	2	1	3	2	2	18
N20	• vs. [18] North Carolina	18	4-7	0-0	1-2	0-3-3	3	2	4	0	0	9
N21	• vs. [5] Villanova	20	9-12	0-0	3-3	3-3-6	2	0	1	0	0	21
N26	• Omaha	16	6-7	0-0	8-8	0-6-6	0	1	1	3	1	20
N30	• Florida State	19	6-9	0-0	0-1	3-1-4	1	0	0	1	0	12
D3	• Iowa	16	2-4	0-0	2-3	2-5-7	3	0	3	1	1	6
D9	• at Rutgers	16	5-8	0-0	3-5	3-3-6	2	1	3	1	0	13
D12	• vs. North Carolina State	12	4-7	0-0	1-3	1-6-7	0	0	2	2	0	9
D18	vs. Butler	20	6-8	0-0	2-2	2-9-11	1	0	1	2	0	14
D20	Incarnate Word	15	6-7	0-0	1-4	6-3-9	3	4	2	1	0	13
D29	Nicholls	16	7-8	0-0	7-9	2-3-5	2	4	0	2	1	21
J3	[23] Wisconsin	20	10-17	0-0	4-8	5-5-10	3	2	4	0	0	24
J8	• at Penn State	10	3-4	0-0	0-0	1-5-6	4	1	2	0	0	6
J14	• Nebraska	20	9-12	0-0	4-9	4-5-9	2	0	0	2	0	22
J17	• at [17] Illinois	27	9-14	0-0	2-2	3-5-8	2	1	0	2	1	20
J20	• at Indiana	25	5-6	0-0	2-7	1-8-9	1	3	2	1	0	12
J23	• Northwestern	21	6-9	0-0	0-2	5-5-10	2	2	1	0	1	12
J27	• at Iowa	15	2-4	0-0	2-2	1-3-4	3	1	1	0	1	6
J30	• [16] Ohio State	21	7-9	0-0	6-11	3-0-3	3	0	2	1	0	20
F2	• at Minnesota	27	6-10	0-0	2-3	2-10-12	1	3	2	1	0	14
F5	• Michigan	17	5-12	0-0	3-4	6-3-9	3	1	2	0	0	13
F8	• Illinois											
F10	• at Michigan											
F13	• Maryland											
F16	• at Northwestern											
F20	• Rutgers											
F26	• at Michigan State											
M1	• at Wisconsin											
M5	• Indiana											
M9-13	• Big Ten Tournament											

## #21 | MATT FROST

Date	Opponent	Min.	FG	3FG	FT	O-D-T	PF	A	TO	B	S	Pts.
N9	Bellarmine	2	0-0	0-0	0-0	0-0-0	0	0	0	0	0	0
N12	Indiana State	2	0-0	0-0	0-0	0-0-0	0	0	0	0	0	0
N16	Wright State	2	1-1	0-0	0-0	1-0-1	1	0	0	0	1	2
N20	vs. [18] North Carolina					-- DID NOT PLAY --						
N21	vs. [5] Villanova					-- DID NOT PLAY --						
N26	Omaha	3	0-3	0-0	0-0	2-0-2	0	0	0	0	0	0
N30	Florida State					-- DID NOT PLAY --						
D3	Iowa					-- DID NOT PLAY --						
D9	at Rutgers					-- DID NOT PLAY --						
D12	vs. North Carolina State					-- DID NOT PLAY --						
D18	vs. Butler	2	0-0	0-0	0-0	0-0-0	0	0	0	0	0	0
D20	Incarnate Word	3	0-0	0-0	2-2	0-0-0	0	0	0	0	0	2
D29	Nicholls	1	0-1	0-0	0-0	0-0-0	1	0	0	0	0	0
J3	[23] Wisconsin					-- DID NOT PLAY --						
J8	at Penn State					-- DID NOT PLAY --						
J14	Nebraska	1	0-0	0-0	0-0	0-0-0	0	0	1	0	0	0
J17	at [17] Illinois					-- DID NOT PLAY --						
J20	at Indiana					-- DID NOT PLAY --						
J23	Northwestern					-- DID NOT PLAY --						
J27	at Iowa					-- DID NOT PLAY --						
J30	[16] Ohio State					-- DID NOT PLAY --						
F2	at Minnesota					-- DID NOT PLAY --						
F5	Michigan					-- DID NOT PLAY --						
F8	Illinois											
F10	at Michigan											
F13	Maryland											
F16	at Northwestern											
F20	Rutgers											
F26	at Michigan State											
M1	at Wisconsin											
M5	Indiana											
M9-13	Big Ten Tournament											



GAME 24 // [3] PURDUE vs. ILLINOIS // FEBRUARY 8, 2022

INDIVIDUAL GAME-BY-GAME STATISTICS																											
#22   CHASE MARTIN														#25   ETHAN MORTON													
Date	Opponent	Min.	FG	3FG	FT	O-D-T	PF	A	TO	B	S	Pts.		Date	Opponent	Min.	FG	3FG	FT	O-D-T	PF	A	TO	B	S	Pts.	
N9	Bellarmine	2	0-0	0-0	0-0	0-0-0	1	0	0	0	0	0		N9	Bellarmine	18	2-3	0-0	1-1	1-3-4	1	3	0	0	4	5	
N12	Indiana State	2	0-0	0-0	0-2	0-0-0	0	0	0	0	1	0		N12	Indiana State	16	1-2	0-0	0-0	0-1-1	2	1	1	0	2	2	
N16	Wright State	2	0-0	0-0	0-0	0-0-0	1	0	1	0	0	0		N16	Wright State	19	1-3	1-2	0-0	0-3-3	2	2	0	2	1	3	
N20	vs. [18] North Carolina					-- DID NOT PLAY --								N20	vs. [18] North Carolina	16	1-4	0-1	0-0	0-2-2	2	0	0	0	0	2	
N21	vs. [5] Villanova					-- DID NOT PLAY --								N21	vs. [5] Villanova	8	0-0	0-0	0-0	0-1-1	1	0	0	0	0	0	
N26	Omaha	3	1-1	0-0	0-1	0-1-1	0	1	1	0	0	2		N26	Omaha	17	1-2	1-1	0-0	0-3-3	0	4	0	0	0	3	
N30	Florida State					-- DID NOT PLAY --								N30	Florida State	12	0-1	0-1	0-0	0-0-0	0	4	2	0	1	0	
D3	Iowa					-- DID NOT PLAY --								D3	Iowa	9	1-2	1-1	0-0	0-0-0	0	2	0	0	0	3	
D9	at Rutgers					-- DID NOT PLAY --								D9	at Rutgers	24	0-2	0-1	1-2	2-1-3	1	1	0	0	0	1	
D12	vs. North Carolina State					-- DID NOT PLAY --								D12	vs. North Carolina State	24	2-2	0-0	2-2	0-1-1	1	2	0	0	0	6	
D18	vs. Butler	2	0-3	0-0	0-0	0-0-0	1	0	0	0	0	0		D18	vs. Butler	19	1-1	1-1	1-2	0-1-1	0	3	1	0	1	4	
D20	Incarnate Word	2	0-0	0-0	0-0	0-0-0	0	0	0	0	0	0		D20	Incarnate Word	19	1-1	1-1	0-0	0-0-0	1	2	2	0	0	3	
D29	Nicholls	1	0-1	0-0	0-0	0-0-0	0	0	0	0	0	0		D29	Nicholls	22	3-5	0-1	1-1	0-2-2	2	7	0	0	0	7	
J3	[23] Wisconsin					-- DID NOT PLAY --								J3	[23] Wisconsin	20	1-2	1-1	0-0	0-6-6	4	4	0	0	2	3	
J8	at Penn State					-- DID NOT PLAY --								J8	at Penn State	17	0-3	0-2	3-4	0-0-0	0	1	0	0	2	3	
J14	Nebraska	1	0-0	0-0	0-0	0-1-1	0	0	0	0	0	0		J14	Nebraska	14	0-1	0-1	0-0	0-0-0	0	2	0	2	0	0	
J17	at [17] Illinois					-- DID NOT PLAY --								J17	at [17] Illinois	9	0-0	0-0	0-0	1-0-1	1	0	1	0	0	0	
J20	at Indiana					-- DID NOT PLAY --								J20	at Indiana	7	0-1	0-1	0-0	0-0-0	1	1	1	0	0	0	
J23	Northwestern					-- DID NOT PLAY --								J23	Northwestern	28	1-2	0-1	0-0	0-2-2	0	2	1	0	1	2	
J27	at Iowa					-- DID NOT PLAY --								J27	at Iowa	16	2-3	1-1	2-2	0-0-0	0	0	1	0	1	7	
J30	[16] Ohio State					-- DID NOT PLAY --								J30	[16] Ohio State	10	1-1	1-1	0-0	0-0-0	0	0	0	0	0	3	
F2	at Minnesota					-- DID NOT PLAY --								F2	at Minnesota	12	1-1	1-1	0-0	0-0-0	2	1	1	1	0	3	
F5	Michigan					-- DID NOT PLAY --								F5	Michigan	8	0-1	0-1	0-0	0-0-0	0	0	0	0	0	0	
F8	Illinois													F8	Illinois												
F10	at Michigan													F10	at Michigan												
F13	Maryland													F13	Maryland												
F16	at Northwestern													F16	at Northwestern												
F20	Rutgers													F20	Rutgers												
F26	at Michigan State													F26	at Michigan State												
M1	at Wisconsin													M1	at Wisconsin												
M5	Indiana													M5	Indiana												
M9-13	Big Ten Tournament													M9-13	Big Ten Tournament												

#23   JADEN IVEY														#34   CARSON BARRETT													
Date	Opponent	Min.	FG	3FG	FT	O-D-T	PF	A	TO	B	S	Pts.		Date	Opponent	Min.	FG	3FG	FT	O-D-T	PF	A	TO	B	S	Pts.	
N9	• Bellarmine	25	4-11	1-5	2-3	0-5-5	1	3	4	0	2	11		N9	Bellarmine	2	0-0	0-0	0-0	0-0-0	0	0	1	0	0	0	
N12	• Indiana State	29	10-13	2-4	5-7	2-6-8	2	4	3	0	2	27		N12	Indiana State	2	0-1	0-0	0-0	1-0-1	0	0	0	0	0	0	
N16	• Wright State	23	2-8	0-3	4-5	0-6-6	2	3	3	0	1	8		N16	Wright State	2	0-1	0-1	0-0	0-0-0	0	0	2	0	0	0	
N20	• vs. [18] North Carolina	35	7-17	2-6	4-5	0-10-10	1	6	1	0	2	22		N20	vs. [18] North Carolina				-- DID NOT PLAY --								
N21	• vs. [5] Villanova	33	3-9	2-4	2-2	1-6-7	4	7	1	1	0	10		N21	vs. [5] Villanova				-- DID NOT PLAY --								
N26	• Omaha	19	5-6	2-2	0-0	1-1-2	3	2	1	0	2	12		N26	Omaha	3	1-1	0-0	0-1	0-0-0	1	0	0	0	0	2	
N30	• Florida State	29	7-11	4-6	0-0	1-5-6	0	2	3	2	1	18		N30	Florida State				-- DID NOT PLAY --								
D3	• Iowa	30	7-13	1-5	4-7	0-2-2	3	2	1	0	2	19		D3	Iowa				-- DID NOT PLAY --								
D9	• at Rutgers	34	5-9	2-5	3-4	0-1-1	3	3	3	0	3	15		D9	at Rutgers				-- DID NOT PLAY --								
D12	• vs. North Carolina State	40	7-16	2-6	6-9	0-7-7	3	2	2	3	0	22		D12	vs. North Carolina State				-- DID NOT PLAY --								
D18	• vs. Butler	24	7-10	6-6	2-2	0-5-5	0	2	3	0	1	22		D18	vs. Butler	2	0-1	0-0	0-0	1-1-2	0	0	0	0	0	0	
D20	• Incarnate Word	19	5-10	1-4	1-1	0-5-5	0	4	2	0	1	12		D20	Incarnate Word	3	0-1	0-1	0-0	0-1-1	0	0	0	0	0	0	
D29	• Nicholls	29	5-9	3-6	6-8	0-2-2	1	1	4	1	0	19		D29	Nicholls	1	0-0	0-0	0-0	0-0-0	1	0	0	0	0	0	
J3	• [23] Wisconsin	28	3-9	2-5	6-8	0-3-3	3	3	2	0	0	14		J3	[23] Wisconsin				-- DID NOT PLAY --								
J8	• at Penn State	37	5-15	2-6	0-2	1-6-7	0	1	1	1	2	12		J8	at Penn State				-- DID NOT PLAY --								
J14	• Nebraska	23	5-10	2-5	5-6	2-2-4	2	5	1	0	1	17		J14	Nebraska	1	1-1	0-0	0-0	0-1-1	0	1	1	0	0	2	
J17	• at [17] Illinois	42	3-10	0-1	13-15	1-7-8	4	2	2	1	2	19		J17	at [17] Illinois				-- DID NOT PLAY --								
J20	• at Indiana	32	7-16	2-6	5-7	0-2-2	3	1	2	0	0	21		J20	at Indiana				-- DID NOT PLAY --								
J23	Northwestern					-- DID NOT PLAY --								J23	Northwestern				-- DID NOT PLAY --								
J27	at Iowa	21	5-7	3-4	2-7	0-5-5	2	4	2	0	1	15		J27	at Iowa				-- DID NOT PLAY --								
J30	[16] Ohio State	32	8-20	3-6	2-3	1-2-3	1	2	2	1	0	21		J30	[16] Ohio State				-- DID NOT PLAY --								
F2	• at Minnesota	38	8-19	2-6	3-3	3-7-10	1	4	2	1	1	21		F2	at Minnesota				-- DID NOT PLAY --								
F5	• Michigan	37	8-18	0-6	7-8	0-6-6	0	7	2	1	1	23		F5	Michigan				-- DID NOT PLAY --								
F8	Illinois													F8	Illinois												
F10	at Michigan													F10	at Michigan												
F13	Maryland													F13	Maryland												
F16	at Northwestern													F16	at Northwestern												
F20	Rutgers													F20	Rutgers												
F26	at Michigan State													F26	at Michigan State												
M1	at Wisconsin													M1	at Wisconsin												
M5	Indiana													M5	Indiana												
M9-13	Big Ten Tournament													M9-13	Big Ten Tournament												

PURDUESPORTS.COM | @BOILERBALL



## INDIVIDUAL GAME-BY-GAME STATISTICS

## #50 | TREVION WILLIAMS

Date	Opponent	Min.	FG	3FG	FT	O-D-T	PF	A	TO	B	S	Pts.
N9	Bellarmine	15	1-1	0-0	2-2	4-3-7	2	3	2	1	0	4
N12	Indiana State	20	3-6	1-1	4-6	2-6-8	2	3	3	4	1	11
N16	Wright State	20	8-11	0-1	4-7	7-6-13	3	3	4	0	2	20
N20	vs. [18] North Carolina	13	8-10	0-0	4-7	1-3-4	4	1	2	0	1	20
N21	vs. [5] Villanova	20	4-8	0-0	1-2	2-2-4	4	2	2	0	3	9
N26	Omaha	21	7-11	0-1	0-0	1-9-10	0	2	3	0	1	14
N30	Florida State	21	4-7	0-0	0-0	2-4-6	0	3	3	0	1	8
D3	Iowa	24	4-12	1-1	4-8	1-17-18	2	3	2	0	1	13
D9	at Rutgers	23	9-17	0-1	3-3	6-5-11	3	1	1	0	1	21
D12	vs. North Carolina State	33	10-14	0-0	2-5	4-8-12	1	9	3	4	2	22
D18	vs. Butler	18	5-6	0-1	0-0	3-3-6	4	2	1	1	0	10
D20	Incarnate Word	17	5-7	0-0	2-4	4-4-8	1	1	1	0	1	12
D29	Nicholls	22	4-8	0-0	1-2	3-8-11	1	8	0	1	1	9
J3	[23] Wisconsin	20	3-8	1-1	2-4	3-8-15	3	2	0	0	0	9
J8	at Penn State	21	9-12	0-0	3-4	6-3-9	4	2	2	1	0	21
J14	Nebraska	19	5-8	0-0	0-0	2-3-5	1	3	1	0	1	10
J17	at [17] Illinois	23	6-18	0-1	2-2	2-5-7	2	5	4	0	0	14
J20	at Indiana	15	1-4	0-0	0-2	0-6-6	2	2	4	0	0	2
J23	Northwestern	19	5-11	0-0	2-3	1-9-10	2	1	2	0	0	12
J27	at Iowa	24	6-11	0-0	0-2	3-7-10	3	5	3	1	2	12
J30	[16] Ohio State	19	4-8	0-0	1-5	2-6-8	1	3	1	2	2	9
F2	at Minnesota	13	2-5	0-0	1-2	1-2-3	4	4	1	1	0	5
F5	Michigan	23	7-8	1-1	4-5	2-6-8	0	2	0	1	4	19
F8	Illinois											
F10	at Michigan											
F13	Maryland											
F16	at Northwestern											
F20	Rutgers											
F26	at Michigan State											
M1	at Wisconsin											
M5	Indiana											
M9-13	Big Ten Tournament											

## #55 | SASHA STEFANOVIC

Date	Opponent	Min.	FG	3FG	FT	O-D-T	PF	A	TO	B	S	Pts.
N9	• Bellarmine	24	6-8	5-6	6-7	0-2-2	2	3	0	0	0	23
N12	• Indiana State	27	2-7	2-5	0-0	0-1-1	1	4	2	0	0	6
N16	• Wright State	25	4-8	4-8	0-0	0-4-4	1	0	1	0	0	12
N20	vs. [18] North Carolina	35	7-13	5-11	4-4	0-2-2	1	8	1	0	0	23
N21	vs. [5] Villanova	33	3-10	2-7	2-2	0-3-3	1	6	2	0	1	10
N26	• Omaha	20	1-4	1-3	2-3	0-4-4	1	5	3	0	0	5
N30	• Florida State	22	3-8	3-7	2-2	0-1-1	2	8	1	0	0	11
D3	• Iowa	29	2-6	1-3	3-3	0-1-1	3	2	1	0	0	8
D9	• at Rutgers	29	3-10	2-7	1-2	0-2-2	3	2	1	0	0	9
D12	vs. North Carolina State	29	3-7	2-6	4-4	0-2-2	3	2	2	0	0	12
D18	vs. Butler	22	2-3	2-3	2-2	0-4-4	1	3	0	0	0	8
D20	• Incarnate Word	20	3-6	2-5	0-0	0-1-1	1	4	0	0	2	8
D29	• Nicholls	25	5-11	4-9	0-0	1-1-2	0	4	3	0	1	14
J3	• [23] Wisconsin	37	2-8	1-5	3-4	0-2-2	2	3	1	0	0	8
J8	• at Penn State	39	5-12	3-8	0-0	0-3-3	2	6	1	0	0	13
J14	• Nebraska	27	1-7	1-7	6-6	2-1-3	2	3	2	1	0	9
J17	• at [17] Illinois	41	6-11	5-8	5-9	0-8-8	1	2	2	0	0	22
J20	• at Indiana	34	3-10	1-7	0-0	0-3-3	2	0	0	0	0	7
J23	• Northwestern	38	6-10	6-10	6-10	0-2-2	2	3	1	0	1	22
J27	• at Iowa	36	5-10	4-9	0-0	0-5-5	2	4	3	0	1	14
J30	• [16] Ohio State	31	3-7	2-5	3-3	0-3-3	1	4	1	0	0	11
F2	• at Minnesota	38	6-9	3-6	0-0	0-2-2	0	7	0	1	0	15
F5	• Michigan	31	4-6	1-3	0-0	0-1-1	0	2	0	1	0	9
F8	Illinois											
F10	at Michigan											
F13	Maryland											
F16	at Northwestern											
F20	Rutgers											
F26	at Michigan State											
M1	at Wisconsin											
M5	Indiana											
M9-13	Big Ten Tournament											

## PURDUE TEAM GAME-BY-GAME

Date	Opponent	Min.	FG	3FG	FT	O-D-T	PF	A	TO	B	S	Pts.
N9	Bellarmine	200	28-56	16-36	24-29	15-27-42	13	21	13	3	7	96
N12	Indiana State	200	31-58	8-20	22-32	12-30-42	14	19	12	8	6	92
N16	Wright State	200	35-67	11-28	15-21	19-37-56	15	18	17	4	9	96
N20	vs. [18] North Carolina	200	34-61	10-23	15-22	4-27-31	16	21	9	2	6	93
N21	vs. [5] Villanova	200	29-55	10-23	12-14	12-26-38	18	17	11	1	4	80
N26	Omaha	200	34-59	9-17	20-24	14-39-53	6	19	12	6	4	97
N30	Florida State	200	35-59	12-25	11-14	10-26-36	8	23	13	5	5	93
D3	Iowa	200	21-50	8-19	27-37	8-34-42	18	14	17	2	5	77
D9	at Rutgers	200	25-61	7-26	11-16	16-19-35	17	10	11	2	8	68
D12	vs. North Carolina State	225	30-60	5-21	17-25	11-32-43	16	18	14	9	6	82
D18	vs. Butler	200	27-51	11-22	12-14	11-31-42	15	17	10	5	4	77
D20	Incarnate Word	200	30-66	11-32	8-15	19-27-46	14	18	11	3	6	79
D29	Nicholls	200	35-61	14-29	20-27	9-27-36	13	30	8	6	3	104
J3	[23] Wisconsin	200	23-56	8-20	15-24	13-27-40	17	19	12	0	2	69
J8	at Penn State	200	28-58	9-24	9-13	10-20-30	14	14	8	2	6	74
J14	Nebraska	200	32-65	9-29	19-27	14-27-41	16	19	10	5	7	92
J17	at [17] Illinois	250	31-68	8-18	26-32	10-36-46	15	13	12	3	3	96
J20	at Indiana	200	25-54	8-23	7-17	8-31-39	18	12	12	2	0	65
J23	Northwestern	200	29-56	12-29	10-13	10-23-33	13	19	9	0	5	80
J27	at Iowa	200	30-49	13-22	10-22	9-27-36	17	21	15	2	7	83
J30	[16] Ohio State	200	29-60	8-17	15-26	15-23-38	12	17	10	4	4	81
F2	at Minnesota	200	35-63	12-24	6-8	9-30-39	15	23	9	5	2	88
F5	Michigan	200	30-58	5-18	17-21	11-21-32	10	17	7	3	7	82
F8	Illinois											
F10	at Michigan											
F13	Maryland											
F16	at Northwestern											
F20	Rutgers											
F26	at Michigan State											
M1	at Wisconsin											
M5	Indiana											
M9-13	Big Ten Tournament											

## OPPONENT GAME-BY-GAME

Date	Opponent	Min.	FG	3FG	FT	O-D-T	PF	A	TO	B	S	Pts.
N9	Bellarmine	200	24-59	12-35	7-8	7-15-22	20	15	10	1	5	67
N12	Indiana State	200	25-64	6-26	11-14	10-21-31	25	14	12	0	4	67
N16	Wright State	200	18-59	5-26	11-14	6-17-23	17	8	15	0	6	52
N20	vs. [18] North Carolina	200	31-69	12-29	10-12	12-25-37	20	13	14	5	3	84
N21	vs. [5] Villanova	200	26-58	13-34	9-17	10-16-26	15	15	4	2	4	74
N26	Omaha	200	17-63	5-28	1-2	8-14-22	14	8	9	2	6	40
N30	Florida State	200	26-63	8-24	5-6	11-14-25	17	12	13	1	7	65
D3	Iowa	200	25-62	5-21	15-22	6-24-30	29	12	9	0	6	70
D9	at Rutgers	200	25-48	7-14	13-18	5-22-27	19	18	15	2	7	70
D12	vs. North Carolina State	225	26-62	8-21	12-15	7-23-30	24	10	13	3	7	72
D18	vs. Butler	200	19-59	4-28	6-14	13-14-27	15	10	7	2	5	48
D20	Incarnate Word	200	22-54	12-27	3-5	5-18-23	17	14	11	2	5	59
D29	Nicholls	200	35-73	16-35	4-9	14-18-32	27	18	10	4	4	90
J3	[23] Wisconsin	200	27-60	6-24	14-19	9-25-34	22	13	7	2	5	74
J8	at Penn State	200	26-55	8-22	7-11	9-21-30	13	14	11	4	6	67
J14	Nebraska	200	26-57	8-19	5-13	8-23-31	21	14	17	1	6	65
J17	at [17] Illinois	250	32-77	12-33	12-15	8-31-39	23	15	8	2	5	88
J20	at Indiana	200	24-56	6-20	14-24	4-26-30	16	6	3	4	9	68
J23	Northwestern	200	22-50	9-26	7-9	5-16-21	16	12	10	2	5	60
J27	at Iowa	200	24-64	8-27	17-18	14-17-31	20	10	9	2	8	73
J30	[16] Ohio State	200	29-63	9-29	11-14	12-20-32	22	15	6	4	6	78
F2	at Minnesota	200	27-58	11-22	8-12	4-19-23	15	16	5	3	4	73
F5	Michigan	200	29-52	8-18	10-12	3-19-22	17	17	11	3	3	76
F8	Illinois											
F10	at Michigan											
F13	Maryland											
F16	at Northwestern											
F20	Rutgers											
F26	at Michigan State											
M1	at Wisconsin											
M5	Indiana											
M9-13	Big Ten Tournament											



## INDIVIDUAL CAREER STATISTICS

## BARRETT, Carson

				Field Goals		3-Point		F-Throws		Rebounds									Scoring	
SEASON	TEAM	GP-GS	MIN/AVG	FG-FGA	FG%	3FG-3FGA	3FG%	FT-FTA	FT%	OFF	DEF	TOT	AVG	PF-FO	A	TO	BLK	STL	PTS	AVG
2020-21	Purdue	1-0	2/1.8	0-0	.000	0-0	.000	1-2	.500	0	1	1	1.0	0-0	0	0	0	0	1	1.0
2021-22	Purdue	8-0	19/2.3	2-6	.333	0-2	.000	0-1	.000	2	3	5	0.6	2-0	1	4	0	0	4	0.5
TOTAL		9-0	20/2.3	2-6	.333	0-2	.000	1-3	.333	2	4	6	0.7	2-0	1	4	0	0	5	0.6

## EDEY, Zach

				Field Goals		3-Point		F-Throws		Rebounds									Scoring	
SEASON	TEAM	GP-GS	MIN/AVG	FG-FGA	FG%	3FG-3FGA	3FG%	FT-FTA	FT%	OFF	DEF	TOT	AVG	PF-FO	A	TO	BLK	STL	PTS	AVG
2020-21	Purdue	28-2	408/14.6	89-149	.597	0-0	.000	65-91	.714	48	76	124	4.4	64-1	10	38	30	4	243	8.7
2021-22	Purdue	23-19	431/18.7	137-200	.685	0-0	.000	69-108	.639	67	108	175	7.6	46-0	30	39	26	8	343	14.9
TOTAL		51-21	839/16.4	226-349	.648	0-0	.000	134-199	.673	115	184	299	5.9	110-1	40	77	56	12	586	11.5

## FROST, Matt

				Field Goals		3-Point		F-Throws		Rebounds									Scoring	
SEASON	TEAM	GP-GS	MIN/AVG	FG-FGA	FG%	3FG-3FGA	3FG%	FT-FTA	FT%	OFF	DEF	TOT	AVG	PF-FO	A	TO	BLK	STL	PTS	AVG
2019-20	Purdue	9-0	17/1.9	1-2	.500	0-1	.000	0-0	.000	0	1	1	0.1	1-0	0	0	0	0	2	0.2
2020-21	Purdue	2-0	5/2.6	2-2	1.000	1-1	1.000	0-0	.000	0	0	0	0.0	0-0	1	0	0	0	5	2.5
2021-22	Purdue	8-0	17/2.1	1-5	.200	0-0	.000	2-2	1.000	3	0	3	0.4	2-0	0	1	0	1	4	0.5
TOTAL		19-0	39/2.0	4-9	.444	1-2	.500	2-2	1.000	3	1	4	0.2	3-0	1	1	0	1	11	0.6

## FURST, Caleb

				Field Goals		3-Point		F-Throws		Rebounds									Scoring	
SEASON	TEAM	GP-GS	MIN/AVG	FG-FGA	FG%	3FG-3FGA	3FG%	FT-FTA	FT%	OFF	DEF	TOT	AVG	PF-FO	A	TO	BLK	STL	PTS	AVG
2021-22	Purdue	22-12	367/16.7	38-64	.594	7-17	.412	20-30	.667	33	56	89	4.0	25-0	13	15	8	4	103	4.7
TOTAL		22-12	367/16.7	38-64	.594	7-17	.412	20-30	.667	33	56	89	4.0	25-0	13	15	8	4	103	4.7

## GILLIS, Mason

				Field Goals		3-Point		F-Throws		Rebounds									Scoring	
SEASON	TEAM	GP-GS	MIN/AVG	FG-FGA	FG%	3FG-3FGA	3FG%	FT-FTA	FT%	OFF	DEF	TOT	AVG	PF-FO	A	TO	BLK	STL	PTS	AVG
2020-21	Purdue	28-23	622/22.2	46-99	.465	19-54	.352	35-43	.814	44	70	114	4.1	64-2	37	31	2	12	146	5.2
2021-22	Purdue	19-11	418/22.0	44-78	.564	25-49	.510	22-25	.880	27	50	77	4.1	33-0	18	14	5	5	135	7.1
TOTAL		47-34	1040/22.1	90-177	.508	44-103	.427	57-68	.838	71	120	191	4.1	97-2	55	45	7	17	281	6.0

## HUNTER JR., Eric

				Field Goals		3-Point		F-Throws		Rebounds									Scoring	
SEASON	TEAM	GP-GS	MIN/AVG	FG-FGA	FG%	3FG-3FGA	3FG%	FT-FTA	FT%	OFF	DEF	TOT	AVG	PF-FO	A	TO	BLK	STL	PTS	AVG
2018-19	Purdue	36-1	450/12.5	27-89	.303	10-46	.217	15-21	.714	16	34	50	1.4	37-0	39	21	3	13	79	2.2
2019-20	Purdue	31-30	974/31.4	117-282	.415	43-121	.355	51-67	.761	38	63	101	3.3	77-2	82	61	4	32	328	10.6
2020-21	Purdue	24-23	732/30.5	72-194	.371	22-81	.272	38-47	.809	13	40	53	2.2	48-0	67	41	5	26	204	8.5
2021-22	Purdue	23-5	522/22.7	42-90	.467	17-39	.436	17-26	.654	13	24	37	1.6	26-0	46	26	1	15	118	5.1
TOTAL		114-59	2678/23.5	258-655	.394	92-287	.321	121-161	.752	80	161	241	2.1	188-2	234	149	13	86	729	6.4

## IVEY, Jaden

				Field Goals		3-Point		F-Throws		Rebounds									Scoring	
SEASON	TEAM	GP-GS	MIN/AVG	FG-FGA	FG%	3FG-3FGA	3FG%	FT-FTA	FT%	OFF	DEF	TOT	AVG	PF-FO	A	TO	BLK	STL	PTS	AVG
2020-21	Purdue	23-12	557/24.2	89-223	.399	25-97	.258	53-73	.726	19	57	76	3.3	39-0	43	31	16	17	256	11.1
2021-22	Purdue	22-20	657/29.8	127-266	.477	44-107	.411	82-112	.732	13	101	114	5.2	39-0	70	47	12	25	380	17.3
TOTAL		45-32	1214/27.0	216-489	.442	69-204	.338	135-185	.730	32	158	190	4.2	78-0	113	78	28	42	636	14.1



## INDIVIDUAL CAREER STATISTICS

## MARTIN, Chase

				Field Goals		3-Point		F-Throws		Rebounds									Scoring	
SEASON	TEAM	GP-GS	MIN/AVG	FG-FGA	FG%	3FG-3FGA	3FG%	FT-FTA	FT%	OFF	DEF	TOT	AVG	PF-FO	A	TO	BLK	STL	PTS	AVG
2020-21	Purdue	2-0	5/2.6	0-1	.000	0-1	.000	0-0	.000	0	1	1	0.5	0-0	0	0	0	1	0	0.0
2021-22	Purdue	8-0	17/2.1	1-5	.200	0-0	.000	0-3	.000	0	2	2	0.3	3-0	1	2	0	1	2	0.3
TOTAL		10-0	22/2.2	1-6	.167	0-1	.000	0-3	.000	0	3	3	0.3	3-0	1	2	0	2	2	0.2

## MORTON, Ethan

				Field Goals		3-Point		F-Throws		Rebounds									Scoring	
SEASON	TEAM	GP-GS	MIN/AVG	FG-FGA	FG%	3FG-3FGA	3FG%	FT-FTA	FT%	OFF	DEF	TOT	AVG	PF-FO	A	TO	BLK	STL	PTS	AVG
2020-21	Purdue	23-0	201/8.8	5-20	.250	4-14	.286	0-0	.000	2	16	18	0.8	10-0	20	14	1	2	14	0.6
2021-22	Purdue	23-0	363/15.8	20-43	.465	9-20	.450	11-14	.786	4	26	30	1.3	21-0	42	11	5	15	60	2.6
TOTAL		46-0	565/12.3	25-63	.397	13-34	.382	11-14	.786	6	42	48	1.0	31-0	62	25	6	17	74	1.6

## NEWMAN, Brandon

				Field Goals		3-Point		F-Throws		Rebounds									Scoring	
SEASON	TEAM	GP-GS	MIN/AVG	FG-FGA	FG%	3FG-3FGA	3FG%	FT-FTA	FT%	OFF	DEF	TOT	AVG	PF-FO	A	TO	BLK	STL	PTS	AVG
2020-21	Purdue	28-23	663/23.7	78-196	.398	39-103	.379	30-32	.938	11	87	98	3.5	53-1	37	44	11	21	225	8.0
2021-22	Purdue	19-1	247/13.0	29-94	.309	25-77	.325	17-20	.850	3	37	40	2.1	26-1	14	11	3	7	100	5.3
TOTAL		47-24	910/19.4	107-290	.369	64-180	.356	47-52	.904	14	124	138	2.9	79-2	51	55	14	28	325	6.9

## STEFANOVIC, Sasha

				Field Goals		3-Point		F-Throws		Rebounds									Scoring	
SEASON	TEAM	GP-GS	MIN/AVG	FG-FGA	FG%	3FG-3FGA	3FG%	FT-FTA	FT%	OFF	DEF	TOT	AVG	PF-FO	A	TO	BLK	STL	PTS	AVG
2018-19	Purdue	36-0	419/11.6	30-77	.390	25-61	.410	5-14	.357	3	37	40	1.1	43-0	16	25	4	20	90	2.5
2019-20	Purdue	30-22	792/26.4	85-221	.385	64-167	.383	40-49	.816	5	68	73	2.4	62-2	51	41	9	30	274	9.1
2020-21	Purdue	25-21	733/29.3	67-161	.416	50-125	.400	48-57	.842	2	64	66	2.6	44-1	64	27	4	18	232	9.3
2021-22	Purdue	23-23	690/30.0	85-191	.445	62-148	.419	47-55	.855	3	58	61	2.7	34-0	85	28	3	7	279	12.1
TOTAL		114-66	2635/23.1	267-650	.411	201-501	.401	140-175	.800	13	227	240	2.1	183-3	216	121	20	75	875	7.7

## THOMPSON, Isaiah

				Field Goals		3-Point		F-Throws		Rebounds									Scoring	
SEASON	TEAM	GP-GS	MIN/AVG	FG-FGA	FG%	3FG-3FGA	3FG%	FT-FTA	FT%	OFF	DEF	TOT	AVG	PF-FO	A	TO	BLK	STL	PTS	AVG
2019-20	Purdue	31-0	581/18.7	58-164	.354	36-100	.360	21-31	.677	5	28	33	1.1	43-0	21	24	1	13	173	5.6
2020-21	Purdue	28-5	499/17.8	35-85	.412	23-58	.397	24-32	.750	11	27	38	1.4	34-0	27	14	0	5	117	4.2
2021-22	Purdue	23-20	449/19.5	40-96	.417	31-76	.408	17-20	.850	8	18	26	1.1	23-0	29	12	2	4	128	5.6
TOTAL		82-25	1529/18.6	133-345	.386	90-234	.385	62-83	.747	24	73	97	1.2	100-0	77	50	3	22	418	5.1

## WILLIAMS, Trevion

				Field Goals		3-Point		F-Throws		Rebounds									Scoring	
SEASON	TEAM	GP-GS	MIN/AVG	FG-FGA	FG%	3FG-3FGA	3FG%	FT-FTA	FT%	OFF	DEF	TOT	AVG	PF-FO	A	TO	BLK	STL	PTS	AVG
2018-19	Purdue	34-8	350/10.3	78-144	.542	1-3	.333	19-37	.514	61	76	137	4.0	65-1	18	19	15	12	176	5.2
2019-20	Purdue	31-22	665/21.4	154-299	.515	3-9	.333	45-94	.479	104	133	237	7.6	72-2	45	51	13	20	356	11.5
2020-21	Purdue	28-26	704/25.1	191-364	.525	0-3	.000	53-106	.500	104	152	256	9.1	82-2	63	66	16	19	435	15.5
2021-22	Purdue	23-4	462/20.1	120-211	.569	4-9	.444	42-75	.560	62	127	189	8.2	49-0	70	45	17	24	286	12.4
TOTAL		116-60	2180/18.8	543-1018	.533	8-24	.333	159-312	.510	331	488	819	7.1	268-5	196	181	61	75	1253	10.8

## WULBRUN, Jared

				Field Goals		3-Point		F-Throws		Rebounds									Scoring	
SEASON	TEAM	GP-GS	MIN/AVG	FG-FGA	FG%	3FG-3FGA	3FG%	FT-FTA	FT%	OFF	DEF	TOT	AVG	PF-FO	A	TO	BLK	STL	PTS	AVG
2018-19	CLU	25-23	682/27.3	50-132	.379	43-120	.358	21-26	.808	1	38	39	1.6	39-0	40	33	0	10	164	6.6
2019-20	Purdue	9-0	17/1.9	1-2	.500	1-2	.500	0-0	.000	0	0	0	0.0	0-0	2	2	0	0	3	0.3
2020-21	Purdue	2-0	5/2.6	1-2	.500	1-2	.500	0-0	.000	0	0	0	0.0	0-0	1	0	0	0	3	1.5
2021-22	Purdue	8-0	17/2.1	0-2	.000	0-1	.000	2-2	1.000	0	1	1	0.1	1-0	0	0	0	0	2	0.3
TOTAL FOR Purdue		19-0	39/2.1	2-6	.333	2-5	.400	2-2	1.000	0	1	1	0.1	1-0	3	2	0	0	8	0.4
TOTAL		44-23	721/16.4	52-138	.377	45-125	.360	23-28	.821	1	39	40	0.9	40-0	43	35	0	10	172	3.9



SEASON / CAREER HIGHS			
#0   MASON GILLIS			
Points			
S:	14 vs. Penn State (1-8-22)		
C:	14 vs. Penn State (1-8-22)		
Rebounds			
S:	11 vs. [16] Ohio State (1-30-22)		
C:	11 vs. [16] Ohio State (1-30-22)		
Assists			
S:	4 vs. Northwestern (1-23-22)		
C:	4 vs. Northwestern (1-23-22)		
Steals			
S:	2 vs. Nebraska (1-14-22)		
C:	2, Four Times		
Blocked Shots			
S:	2 vs. Nicholls (12-29-21)		
C:	2 vs. Nicholls (12-29-21)		
Field Goals Made			
S:	5 vs. Indiana (1-20-22)		
C:	5 vs. Indiana (1-20-22)		
Field Goal Attempts			
S:	9 vs. Incarnate Word (12-20-21)		
C:	10 vs. Miami (12-8-20)		
Three-Pointers Made			
S:	3, Three Times		
C:	3, Four Times		
Three-Point Attempts			
S:	5 vs. Incarnate Word (12-20-21)		
C:	6 vs. Penn State (1-17-21)		
Free Throws Made			
S:	6 vs. Iowa (12-3-21)		
C:	8 vs. Michigan State (2-16-21)		
Free Throw Attempts			
S:	6 vs. Iowa (12-3-21)		
C:	8 vs. Michigan State (2-16-21)		
Minutes			
S:	43 vs. [17] Illinois (1-17-22)		
C:	43 vs. [17] Illinois (1-17-22)		
#4   TREY KAUFMAN-RENN			
Points			
S:	0		
C:	0		
Rebounds			
S:	0		
C:	0		
Assists			
S:	0		
C:	0		
Steals			
S:	0		
C:	0		
Blocked Shots			
S:	0		
C:	0		
Field Goals Made			
S:	0		
C:	0		
Field Goal Attempts			
S:	0		
C:	0		
Three-Pointers Made			
S:	0		
C:	0		
Three-Point Attempts			
S:	0		
C:	0		
Free Throws Made			
S:	0		
C:	0		
Free Throw Attempts			
S:	0		
C:	0		
Minutes			
S:	0		
C:	0		
#1   BRIAN WADDELL			
Points			
S:	0		
C:	0		
Rebounds			
S:	0		
C:	0		
Assists			
S:	0		
C:	0		
Steals			
S:	0		
C:	0		
Blocked Shots			
S:	0		
C:	0		
Field Goals Made			
S:	0		
C:	0		
Field Goal Attempts			
S:	0		
C:	0		
Three-Pointers Made			
S:	0		
C:	0		
Three-Point Attempts			
S:	0		
C:	0		
Free Throws Made			
S:	0		
C:	0		
Free Throw Attempts			
S:	0		
C:	0		
Minutes			
S:	0		
C:	0		
#2   ERIC HUNTER JR.			
Points			
S:	20 vs. Minnesota (2-2-22)		
C:	20 vs. Minnesota (2-2-22)		
Rebounds			
S:	3, Five Times		
C:	7, Four Times		
Assists			
S:	5, Two Times		
C:	8 vs. Notre Dame (12-19-20)		
Steals			
S:	2, Five Times		
C:	4 vs. Northwestern (2-6-21)		
Blocked Shots			
S:	1 vs. Butler (12-18-21)		
C:	2 vs. [9] Ohio State (3-12-21)		
Field Goals Made			
S:	8 vs. Minnesota (2-2-22)		
C:	8 vs. Minnesota (2-2-22)		
Field Goal Attempts			
S:	11 vs. Minnesota (2-2-22)		
C:	15, Two Times		
Three-Pointers Made			
S:	4 vs. Minnesota (2-2-22)		
C:	4, Three Times		
Three-Point Attempts			
S:	6, Two Times		
C:	8, Two Times		
Free Throws Made			
S:	4 vs. [17] Illinois (1-17-22)		
C:	7 vs. [18] Iowa (3-3-20)		
Free Throw Attempts			
S:	4, Five Times		
C:	8, Two Times		
Minutes			
S:	32 vs. [17] Illinois (1-17-22)		
C:	47 vs. [19] Michigan (1-9-20)		
#11   ISAIAH THOMPSON			
Points			
S:	18 vs. Iowa (1-27-22)		
C:	18 vs. Iowa (1-27-22)		
Rebounds			
S:	3 vs. Omaha (11-26-21)		
C:	4, Two Times		
Assists			
S:	4 vs. Bellarmine (11-9-21)		
C:	6 vs. Oakland (12-1-20)		
Steals			
S:	2 vs. North Carolina State (12-12-21)		
C:	3 vs. Central Michigan (12-28-19)		
Blocked Shots			
S:	1, Two Times		
C:	1, Three Times		
Field Goals Made			
S:	6 vs. Iowa (1-27-22)		
C:	7 vs. [14] Rutgers (12-29-20)		
Field Goal Attempts			
S:	9 vs. Bellarmine (11-9-21)		
C:	11, Two Times		
Three-Pointers Made			
S:	5 vs. Bellarmine (11-9-21)		
C:	5, Two Times		
Three-Point Attempts			
S:	8 vs. Bellarmine (11-9-21)		
C:	10 vs. Chicago State (11-16-19)		
Free Throws Made			
S:	5 vs. Iowa (12-3-21)		
C:	9 vs. Valparaiso (12-4-20)		
Free Throw Attempts			
S:	6 vs. Iowa (12-3-21)		
C:	12, Two Times		
Minutes			
S:	28 vs. Iowa (1-27-22)		
C:	40 vs. [19] Michigan (1-9-20)		
#3   CALEB FURST			
Points			
S:	14 vs. Wright State (11-16-21)		
C:	14 vs. Wright State (11-16-21)		
Rebounds			
S:	11 vs. Wright State (11-16-21)		
C:	11 vs. Wright State (11-16-21)		
Assists			
S:	2, Two Times		
C:	2, Two Times		
Steals			
S:	1, Four Times		
C:	1, Four Times		
Blocked Shots			
S:	2, Two Times		
C:	2, Two Times		
Field Goals Made			
S:	5, Two Times		
C:	5, Two Times		
Field Goal Attempts			
S:	8 vs. Incarnate Word (12-20-21)		
C:	8 vs. Incarnate Word (12-20-21)		
Three-Pointers Made			
S:	2 vs. [18] North Carolina (11-20-21)		
C:	2 vs. [18] North Carolina (11-20-21)		
Three-Point Attempts			
S:	3, Two Times		
C:	3, Two Times		
Free Throws Made			
S:	4, Two Times		
C:	4, Two Times		
Free Throw Attempts			
S:	6 vs. Florida State (11-30-21)		
C:	6 vs. Florida State (11-30-21)		
Minutes			
S:	33 vs. [18] North Carolina (11-20-21)		
C:	33 vs. [18] North Carolina (11-20-21)		
#14   JARED WULBRUN			
Points			
S:	2 vs. Wright State (11-16-21)		
C:	19 vs. Redlands (2-13-19)		
Rebounds			
S:	1 vs. Bellarmine (11-9-21)		
C:	4, Two Times		
Assists			
S:	0		
C:	5 vs. UC Santa Cruz (1-26-19)		
Steals			
S:	0		
C:	2 vs. Pacific, Ore. (11-21-19)		
Blocked Shots			
S:	0		
C:	0		
Field Goals Made			
S:	0		
C:	6 vs. Redlands (2-13-19)		
Field Goal Attempts			
S:	1 vs. Wright State (11-16-21)		
C:	12 vs. Pomona-Pitzer (2-9-19)		
Three-Pointers Made			
S:	0		
C:	5, Two Times		
Three-Point Attempts			
S:	1 vs. Wright State (11-16-21)		
C:	9, Four Times		
Free Throws Made			
S:	2 vs. Wright State (11-16-21)		
C:	5, Three Times		
Free Throw Attempts			
S:	2 vs. Wright State (11-16-21)		
C:	6, Two Times		
Minutes			
S:	3, Two Times		
C:	36 vs. Redlands (1-9-19)		



## SEASON / CAREER HIGHS

## #15 | ZACH EDEY

Points	
S:	24 vs. [23] Wisconsin (1-3-22)
C:	24 vs. [23] Wisconsin (1-3-22)
Rebounds	
S:	12, Two Times
C:	12, Two Times
Assists	
S:	4, Two Times
C:	4, Two Times
Steals	
S:	2 vs. Wright State (11-16-21)
C:	2 vs. Wright State (11-16-21)
Blocked Shots	
S:	3, Two Times
C:	4 vs. Northwestern (2-6-21)
Field Goals Made	
S:	10 vs. [23] Wisconsin (1-3-22)
C:	10 vs. [23] Wisconsin (1-3-22)
Field Goal Attempts	
S:	17 vs. [23] Wisconsin (1-3-22)
C:	17 vs. [23] Wisconsin (1-3-22)
Three-Pointers Made	
S:	0
C:	0
Three-Point Attempts	
S:	0
C:	0
Free Throws Made	
S:	8, Two Times
C:	8, Three Times
Free Throw Attempts	
S:	11 vs. [16] Ohio State (1-30-22)
C:	11 vs. [16] Ohio State (1-30-22)
Minutes	
S:	27, Two Times
C:	27, Two Times

## #25 | ETHAN MORTON

Points	
S:	7, Two Times
C:	7, Two Times
Rebounds	
S:	6 vs. [23] Wisconsin (1-3-22)
C:	6 vs. [23] Wisconsin (1-3-22)
Assists	
S:	7 vs. Nicholls (12-29-21)
C:	7 vs. Nicholls (12-29-21)
Steals	
S:	4 vs. Bellarmine (11-9-21)
C:	4 vs. Bellarmine (11-9-21)
Blocked Shots	
S:	2, Two Times
C:	2, Two Times
Field Goals Made	
S:	3 vs. Nicholls (12-29-21)
C:	3, Three Times
Field Goal Attempts	
S:	5 vs. Nicholls (12-29-21)
C:	5, Two Times
Three-Pointers Made	
S:	1, Nine Times
C:	1, Thirteen Times
Three-Point Attempts	
S:	2, Two Times
C:	4 vs. Valparaiso (12-4-20)
Free Throws Made	
S:	3 vs. Penn State (1-8-22)
C:	3 vs. Penn State (1-8-22)
Free Throw Attempts	
S:	4 vs. Penn State (1-8-22)
C:	4 vs. Penn State (1-8-22)
Minutes	
S:	28 vs. Northwestern (1-23-22)
C:	28 vs. Northwestern (1-23-22)

## #21 | MATT FROST

Points	
S:	2, Two Times
C:	3 vs. Oakland (12-1-20)
Rebounds	
S:	2 vs. Omaha (11-26-21)
C:	2 vs. Omaha (11-26-21)
Assists	
S:	0
C:	1 vs. Oakland (12-1-20)
Steals	
S:	1 vs. Wright State (11-16-21)
C:	1 vs. Wright State (11-16-21)
Blocked Shots	
S:	0
C:	0
Field Goals Made	
S:	1 vs. Wright State (11-16-21)
C:	1, Four Times
Field Goal Attempts	
S:	3 vs. Omaha (11-26-21)
C:	3 vs. Omaha (11-26-21)
Three-Pointers Made	
S:	0
C:	1 vs. Oakland (12-1-20)
Three-Point Attempts	
S:	0
C:	1, Two Times
Free Throws Made	
S:	2 vs. Incarnate Word (12-20-21)
C:	2 vs. Incarnate Word (12-20-21)
Free Throw Attempts	
S:	2 vs. Incarnate Word (12-20-21)
C:	2 vs. Incarnate Word (12-20-21)
Minutes	
S:	3, Two Times
C:	4 vs. Central Michigan (12-28-19)

## #34 | CARSON BARRETT

Points	
S:	2, Two Times
C:	2, Two Times
Rebounds	
S:	2 vs. Butler (12-18-21)
C:	2 vs. Butler (12-18-21)
Assists	
S:	1 vs. Nebraska (1-14-22)
C:	1 vs. Nebraska (1-14-22)
Steals	
S:	0
C:	0
Blocked Shots	
S:	0
C:	0
Field Goals Made	
S:	1, Two Times
C:	1, Two Times
Field Goal Attempts	
S:	1, Five Times
C:	1, Five Times
Three-Pointers Made	
S:	0
C:	0
Three-Point Attempts	
S:	1, Two Times
C:	1, Two Times
Free Throws Made	
S:	0
C:	1 vs. Penn State (2-26-21)
Free Throw Attempts	
S:	0
C:	2 vs. Penn State (2-26-21)
Minutes	
S:	3, Two Times
C:	3, Two Times

## #22 | CHASE MARTIN

Points	
S:	2 vs. Omaha (11-26-21)
C:	2 vs. Omaha (11-26-21)
Rebounds	
S:	1, Two Times
C:	1, Three Times
Assists	
S:	1 vs. Omaha (11-26-21)
C:	1 vs. Omaha (11-26-21)
Steals	
S:	1 vs. Indiana State (11-12-21)
C:	1, Two Times
Blocked Shots	
S:	0
C:	0
Field Goals Made	
S:	1 vs. Omaha (11-26-21)
C:	1 vs. Omaha (11-26-21)
Field Goal Attempts	
S:	3 vs. Butler (12-18-21)
C:	3 vs. Butler (12-18-21)
Three-Pointers Made	
S:	0
C:	0
Three-Point Attempts	
S:	0
C:	1 vs. Oakland (12-1-20)
Free Throws Made	
S:	0
C:	0
Free Throw Attempts	
S:	2 vs. Indiana State (11-12-21)
C:	2 vs. Indiana State (11-12-21)
Minutes	
S:	3, Two Times
C:	3, Three Times

## #50 | TREVION WILLIAMS

Points	
S:	22 vs. North Carolina State (12-12-21)
C:	36 vs. [19] Michigan (1-9-20)
Rebounds	
S:	18 vs. Iowa (12-3-21)
C:	20 vs. [19] Michigan (1-9-20)
Assists	
S:	9 vs. North Carolina State (12-12-21)
C:	9 vs. North Carolina State (12-12-21)
Steals	
S:	4 vs. Michigan (2-5-22)
C:	4, Two Times
Blocked Shots	
S:	4, Two Times
C:	4, Two Times
Field Goals Made	
S:	10 vs. North Carolina State (12-12-21)
C:	16 vs. [19] Michigan (1-9-20)
Field Goal Attempts	
S:	18 vs. [17] Illinois (1-17-22)
C:	28 vs. [19] Michigan (1-9-20)
Three-Pointers Made	
S:	1, Three Times
C:	1, Seven Times
Three-Point Attempts	
S:	1, Eight Times
C:	2 vs. Ohio State (2-15-20)
Free Throws Made	
S:	4, Five Times
C:	8 vs. [23] Michigan State (1-8-21)
Free Throw Attempts	
S:	8 vs. Iowa (12-3-21)
C:	12 vs. [23] Michigan State (1-8-21)
Minutes	
S:	33 vs. North Carolina State (12-12-21)
C:	44 vs. [19] Michigan (1-9-20)

## #23 | JADEN IVEY


Points	
S:	27 vs. Indiana State (11-12-21)
C:	27 vs. Indiana State (11-12-21)
Rebounds	
S:	10, Two Times
C:	10, Two Times
Assists	
S:	7, Two Times
C:	7, Two Times
Steals	
S:	3 vs. Rutgers (12-9-21)
C:	3, Three Times
Blocked Shots	
S:	3 vs. North Carolina State (12-12-21)
C:	4 vs. Penn State (2-26-21)
Field Goals Made	
S:	10 vs. Indiana State (11-12-21)
C:	10, Two Times
Field Goal Attempts	
S:	20 vs. [16] Ohio State (1-30-22)
C:	24 vs. North Texas (3-19-21)
Three-Pointers Made	
S:	6 vs. Butler (12-18-21)
C:	6 vs. Butler (12-18-21)
Three-Point Attempts	
S:	6, Nine Times
C:	12 vs. North Texas (3-19-21)
Free Throws Made	
S:	13 vs. [17] Illinois (1-17-22)
C:	13 vs. [17] Illinois (1-17-22)
Free Throw Attempts	
S:	15 vs. [17] Illinois (1-17-22)
C:	15 vs. [17] Illinois (1-17-22)
Minutes	
S:	42 vs. [17] Illinois (1-17-22)
C:	43 vs. [9] Ohio State (3-12-21)

## #55 | SASHA STEFANOVIC

Points	
S:	23, Two Times
C:	23, Three Times
Rebounds	
S:	8 vs. [17] Illinois (1-17-22)
C:	8, Two Times
Assists	
S:	8, Two Times
C:	8, Three Times
Steals	
S:	2 vs. Incarnate Word (12-20-21)
C:	4 vs. [5] Virginia (12-4-19)
Blocked Shots	
S:	1, Three Times
C:	3 vs. [8] Michigan State (1-12-20)
Field Goals Made	
S:	7 vs. [18] North Carolina (11-20-21)
C:	8 vs. Central Michigan (12-28-19)
Field Goal Attempts	
S:	13 vs. [18] North Carolina (11-20-21)
C:	13, Two Times
Three-Pointers Made	
S:	6 vs. Northwestern (1-23-22)
C:	7 vs. Central Michigan (12-28-19)
Three-Point Attempts	
S:	11 vs. [18] North Carolina (11-20-21)
C:	11 vs. [18] North Carolina (11-20-21)
Free Throws Made	
S:	6, Two Times
C:	7 vs. Valparaiso (12-4-20)
Free Throw Attempts	
S:	9 vs. [17] Illinois (1-17-22)
C:	9, Two Times
Minutes	
S:	41 vs. [17] Illinois (1-17-22)
C:	46 vs. Minnesota (1-2-20)



GAME 24 // [3] PURDUE vs. ILLINOIS // FEBRUARY 8, 2022

	#0   Mason Gillis   So.   Forward										<b>LAST:</b> 8 points, 4 rebs in the win over Michigan. • Avg. 7.0 PPG, 6.7 RPG, 1.0 APG in last three games (7-14 FGs, 5-11 3Ps). • Only player in America to shoot 55-50-85 and average 7.0 points per game. • Shooting 6-of-9 from 3P range in Purdue's 3 losses (7.3 PPG, 4.0 RPG). • Purdue is 8-1 all-time when he scores 10+ points.	<b>CAREER HIGHS</b> <b>P:</b> 14 Penn State (1-8-22) <b>R:</b> 11 [16] Ohio State (1-30-22) <b>A:</b> 4 Northwestern (1-23-22) <b>M:</b> 43 [17] Illinois (1-17-22)
	6-6   230   New Castle, Ind.   New Castle											
	GP / GS	PPG	RPG	APG	Blks.	Stls.	FG %	3P %	FT %			
<b>National Rankings:</b> 3 / Associated Press 3 / Coaches	#1   Brian Waddell   Fr.   Forward										<b>LAST:</b> Suffered a knee injury in practice (Nov. 8); will miss the entire season. • Will redshirt this season. • Has impressed the coaches with his play; strong career ahead of him. • Avg. 15.7 PPG and 6.3 RPG as a senior; shot 60.7 % FGs, 40.5 3Ps, 85.5 FTs. • Father, Matt, was Purdue's PG (1992-95); ranks 6th career assists (460).	<b>CAREER HIGHS</b> <b>P:</b> 0 <b>R:</b> 0 <b>A:</b> 0 <b>M:</b> 0
	6-7   180   Carmel, Ind.   Carmel											
	GP / GS	PPG	RPG	APG	Blks.	Stls.	FG %	3P %	FT %			
<b>2021-22 Record / Conf:</b> 20-3 / 9-3	#2   Eric Hunter Jr.   Sr.   Guard										<b>LAST:</b> 8 points, 3 asts, 2 rebs, 2 stls in the win over Michigan. • Avg. 11.0 PPG, 2.0 RPG, 3.4 APG in last 5 games (20-31 FGs, 9-13 3Ps). • Purdue is 26-9 when he scores 10+ points; 21-5 when leads team in assists. • First 15 games: 44 points, 16-48 FGs ... last 8 games: 74 points, 26-42 FGs. • Has 21 assists w/ 7 turnovers in last 8 games (3.00); 213 minutes.	<b>CAREER HIGHS</b> <b>P:</b> 20 Minnesota (2-2-22) <b>R:</b> 7 Four Times <b>A:</b> 8 Notre Dame (12-19-20) <b>M:</b> 47 [19] Michigan (1-9-20)
	6-4   175   Indianapolis, Ind.   Tindley Prep											
	GP / GS	PPG	RPG	APG	Blks.	Stls.	FG %	3P %	FT %			
<b>Last Game:</b> Def. Michigan 82-76 Feb. 5, 2022	#3   Caleb Furst   Fr.   Forward										<b>LAST:</b> 1 rebound, 1 ast in the win over Michigan. • <b>11/22 -- Big Ten FOW (11.3 PPG, 6.7 RPG, 1.0 APG, 13-17 FGs, 4-6 3Ps).</b> • Has 17 points, 13 rebs, 5 asts in 69 mins in last 6 games (7-8 FGs). • Needs 11 rebs to become 32nd FR in Purdue history w/ 100 pts, 100 rebs. • Indiana Mr. Basketball after strong SR season (21.4 PPG, 14.1 RPG, 3.0 APG).	<b>CAREER HIGHS</b> <b>P:</b> 14 Wright State (11-16-21) <b>R:</b> 11 Wright State (11-16-21) <b>A:</b> 2 Two Times <b>M:</b> 33 [18] North Carolina (11-20-21)
	6-10   230   Fort Wayne, Ind.   Blackhawk Christian											
	GP / GS	PPG	RPG	APG	Blks.	Stls.	FG %	3P %	FT %			
<b>Next Game:</b> Thursday, Feb. 10 at Michigan	#4   Trey Kaufman-Renn   Fr.   Forward										<b>LAST:</b> Will redshirt this season. • Had surgery in late Nov., to clean up loose particles in his foot. • A top-40 recruit, averaged 24.5 PPG, 11.8 RPG, 3.6 APG as a senior last year. • Led Silver Creek to the 2019 and 2021 Class 3A State Championships (Ind.). • Was Indiana's Gatorade Player of the Year in 2020; 1,832 career points.	<b>CAREER HIGHS</b> <b>P:</b> 0 <b>R:</b> 0 <b>A:</b> 0 <b>M:</b> 0
	6-9   225   Sellersburg, Ind.   Silver Creek											
	GP / GS	PPG	RPG	APG	Blks.	Stls.	FG %	3P %	FT %			
<b>Head Coach:</b> Matt Painter <b>PUR:</b> 375-187 / 17th <b>CAR:</b> 400-192 / 18th	#5   Brandon Newman   So.   Guard										<b>LAST:</b> Did not play in the win over Michigan. • 7-of-22 from deep in his last 7 games (22 pts, 16 rebs / 83 mins); 217 prev. 4. • Avg. 8.2 PPG at home (22-538 3Ps); avg. 1.5 PPG away from home (3-19 3Ps). • Purdue is 13-3 when he scores 10+ points; 5 triples vs. Wright tied c-high. • Runner-up for Mr. Basketball in 2019; redshirted 2019-20 season.	<b>CAREER HIGHS</b> <b>P:</b> 29 [21] Minnesota (1-30-21) <b>R:</b> 8 [4] Iowa (12-22-20) <b>A:</b> 4 Two Times <b>M:</b> 37 Clemson (11-26-20)
	6-5   200   Valparaiso, Ind.   Valparaiso											
	GP / GS	PPG	RPG	APG	Blks.	Stls.	FG %	3P %	FT %			
<b>Assistant Coaches:</b> Brandon Brantley Paul Lusk Terry Johnson Elliot Bloom (DBO)	#11   Isaiah Thompson   Jr.   Guard										<b>LAST:</b> 2 points, 1 ast in the win over Michigan. • Last four game point totals: 18, 0, 0, 2 (7-16 FGs, 4-9 3Ps). • Shooting 38.5 percent from long range during his career (90-of-234). • Hasn't had more than 2 turnovers in game since Nov. 26, 2020, vs. Clemson (5). • 15 games with 0 turnovers this season; 9 games with 2+ 3-pointers.	<b>CAREER HIGHS</b> <b>P:</b> 18 Iowa (1-27-22) <b>R:</b> 4 Two Times <b>A:</b> 6 Oakland (12-1-20) <b>M:</b> 40 [19] Michigan (1-9-20)
	6-1   160   Zionsville, Ind.   Zionsville											
	GP / GS	PPG	RPG	APG	Blks.	Stls.	FG %	3P %	FT %			
<b>2021-22 SCHEDULE</b>	#14   Jared Wulbrun   Sr.   Guard										<b>LAST:</b> Did not play in the win over Michigan. • A strong shooter, Wulbrun is a walk-on transfer from Cal Lutheran. • As a freshman at Cal Lutheran in 2018-19, avg. 6.6 PPG with 43 3-pointers. • Had offseason knee surgery and is rounding into shape. • Father, Jeff, is a first-year head coach at the University of Denver.	<b>CAREER HIGHS</b> <b>P:</b> 19 Redlands (2-13-19) <b>R:</b> 4 Two Times <b>A:</b> 5 UC Santa Cruz (1-26-19) <b>M:</b> 36 Redlands (1-9-19)
	5-10   180   Stanford, Calif.   Palo Alto   Cal Lutheran											
	GP / GS	PPG	RPG	APG	Blks.	Stls.	FG %	3P %	FT %			
Opponent      Date / Result	#15   Zach Edey   So.   Center   (e-Dee)										<b>LAST:</b> 13 points, 9 rebs, 1 ast in the win over Michigan • Named to the Wooden Award top-20 watch list; Abdul-Jabbar Top 10 list. • Avg. 15.7 PPG, 8.0 RPG, 1.3 APG in last three games (18-31 FGs; 11-18 FTs). • Leads country in FG Pct. (.685); 2nd in country in fouls drawn / 40 (7.6). • Is 25-of-48 (.521) from FT line in last 10 games; 44-of-60 (.733) 1st 13 games.	<b>CAREER HIGHS</b> <b>P:</b> 24 [23] Wisconsin (1-3-22) <b>R:</b> 12 Two Times <b>B:</b> 4 Northwestern (2-6-21) <b>M:</b> 27 Two Times
	7-4   295   Toronto, Canada   IMG Academy (Fla.)											
	GP / GS	PPG	RPG	APG	Blks.	Stls.	FG %	3P %	FT %			
Bellarmine      W, 96-67	#21   Matt Frost   Jr.   Forward										<b>LAST:</b> Did not play in the win over Michigan. • Is 4-of-8 from the field in career; 7 points in 14 minutes over last 2 seasons. • Avg. 14.2 PPG, 6.2 RPG and 1.9 APG as a senior at Columbus East. • <i>The Republic</i> Boys Basketball Player of the Year; first-team all-conference. • Family includes 11 Purdue alums, including brother Kyle – current student.	<b>CAREER HIGHS</b> <b>P:</b> 3 Oakland (12-1-20) <b>R:</b> 2 Omaha (11-26-21) <b>A:</b> 1 Oakland (12-1-20) <b>M:</b> 4 Central Michigan (12-28-19)
	6-5   200   Columbus, Ind.   Columbus East											
	GP / GS	PPG	RPG	APG	Blks.	Stls.	FG %	3P %	FT %			
Indiana State      W, 92-67	#22   Chase Martin   Fr.   Guard										<b>LAST:</b> Did not play in the win over Michigan. • Recorded first career points and assist in the win over Omaha. • Named All-Conference and All-District as a senior at Tolton. • Was class valedictorian at Tolton. • Father, Cuonzo, is the head coach at Missouri; former teammate of Painter.	<b>CAREER HIGHS</b> <b>P:</b> 2 Omaha (11-26-21) <b>R:</b> 1 Two Times <b>A:</b> 1 Omaha (11-26-21) <b>M:</b> 3 Two Times
	6-3   180   Columbia, Mo.   Tolton											
	GP / GS	PPG	RPG	APG	Blks.	Stls.	FG %	3P %	FT %			
Wright State      W, 96-52	#23   Jaden Ivey   So.   Guard   (jay-den Ivy)										<b>LAST:</b> 23 points, 7 asts, 6 rebs, 1 blk, 1 stl in the win over Michigan. • <b>Big Ten Player of the Week (1/31):</b> Wooden Award top-20; West Award top-10. • Avg. 21.7 PPG, 6.3 RPG, 4.3 APG in last 3 gms (24-57 FGs, 5-18 3Ps, 12-14 FTs). • Only high-major player to have 23 pts, 7 asts, 6 rebs, 1 blk, 1 stl in a game. • 1-of-4 high-major players to avg. 17, 5 and 3 and have 25 steals.	<b>CAREER HIGHS</b> <b>P:</b> 27 Indiana State (11-12-21) <b>R:</b> 10 Two Times <b>A:</b> 7 Two Times <b>M:</b> 43 [9] Ohio State (3-12-21)
	6-4   195   South Bend, Ind.   La Lumiere Prep											
	GP / GS	PPG	RPG	APG	Blks.	Stls.	FG %	3P %	FT %			
vs. [18] North Carolina      W, 93-84	#25   Ethan Morton   So.   Guard										<b>LAST:</b> Registered no statistics in the win over Michigan. • Has a 42 / 11 assist: turnover ratio (3.82); 11 turnovers in 367 mins this yr. • Has 60 points, 30 rebs, 42 asts, 15 stls, 5 blks in 367 minutes this season. • 3-of-4 from 3-point range in the last 4 games (3.3 PPG, 0.0 RPG, 0.3 APG). • Named Pennsylvania Gatorade POY and Mr. Basketball following SR year.	<b>CAREER HIGHS</b> <b>P:</b> 7 Nicholls (12-29-21) <b>R:</b> 6 [23] Wisconsin (1-3-22) <b>A:</b> 7 Nicholls (12-29-21) <b>M:</b> 25 Clemson (11-26-20)
	6-6   215   Butler, Pa.   Butler											
	GP / GS	PPG	RPG	APG	Blks.	Stls.	FG %	3P %	FT %			
vs. [5] Villanova      W, 80-74	#34   Carson Barrett   So.   Forward										<b>LAST:</b> Did not play in the win over Michigan. • Made first career field goal in the win over Omaha. • Led Lafayette CC to Hoosier Conf. title as SR; 18.1 PPG, 10.2 RPG, 6.5 APG. • Excelled on the baseball diamond as well (3-yr. starter; 368 BA). • Father, Dave, was HS head coach; Played at Purdue from 1988-91.	<b>CAREER HIGHS</b> <b>P:</b> 2 Two Times <b>R:</b> 2 Butler (12-18-21) <b>A:</b> 1 Nebraska (1-14-22) <b>M:</b> 3 Two Times
	6-5   215   Lafayette, Ind.   Lafayette Central Catholic											
	GP / GS	PPG	RPG	APG	Blks.	Stls.	FG %	3P %	FT %			
Omaha      W, 97-40	#50   Trevion Williams   Sr.   Forward   (tray-vee-on)										<b>LAST:</b> 19 points, 8 rebs, 4 stls, 2 asts in the win over Michigan. • <b>Two-time Big Ten Player of the Week (Nov. 22; Dec. 13).</b> • Avg. 11.0 PPG, 6.3 RPG, 3.0 APG, 2.0 SPG in last 3 games (13-21 FGs, 5-11 FTs). • 1-of-8 Purdue players with 1,200 career points and 800 career rebounds. • 4 career Big Ten Player of the Week honors – 5th in Purdue history.	<b>CAREER HIGHS</b> <b>P:</b> 36 [19] Michigan (1-9-20) <b>R:</b> 20 [19] Michigan (1-9-20) <b>A:</b> 9 North Carolina St. (12-12-21) <b>M:</b> 43 [19] Michigan (1-9-20)
	6-10   255   Chicago, Ill.   Henry Ford (Mich.)											
	GP / GS	PPG	RPG	APG	Blks.	Stls.	FG %	3P %	FT %			
Florida State      W, 93-65	#55   Sasha Stefanovic   Sr.   Guard   (steph-On-uh-vitch)										<b>LAST:</b> 9 points, 2 asts, 1 reb, 1 blk in the win over Michigan. • Became 9th player in school history with 200 career 3-pointers (201). • Avg. 14.2 PPG, 2.6 RPG, 4.0 APG in last 5 games (16-33 3Ps). • Has 19 career games with 4 or more 3-pointers (17-2 record). • 125 points to become 7th player w/ 1000 pts, 200 rebs, 200 asts, 200 3Ps.	<b>CAREER HIGHS</b> <b>P:</b> 23 Three Times <b>R:</b> 8 Two Times <b>A:</b> 8 Three Times <b>M:</b> 46 Minnesota (1-2-20)
	6-5   205   Crown Point, Ind.   Crown Point											
	GP / GS	PPG	RPG	APG	Blks.	Stls.	FG %	3P %	FT %			
Iowa      W, 77-70												
at Rutgers      L, 68-70												
vs. North Carolina State      W, 82-72												
vs. Butler      W, 77-48												
Incarnate Word      W, 79-59												
Nicholls State      W, 104-90												
[23] Wisconsin      L, 69-74												