

# BIG PURDUE BOILERMAKERS

## 2020-21 BASKETBALL GAME NOTES

MBB Contact: Chris Forman ►► Email: cforman@purdue.edu ►► Office: 765.494.3201 ►► Cell: 413.687.4590 ►► Address: 900 John Wooden Drive, West Lafayette, IN 47907

### GAME 13 // BOILERMAKERS RETURN HOME FOR FIRST TIME SINCE CHRISTMAS DAY

NEBRASKA (4-7 / 0-4 BIG TEN) vs. PURDUE (7-5 / 2-3 BIG TEN)



Tuesday, January 5, 2021 • 7:01 p.m. ET • West Lafayette, Indiana • Mackey Arena

TV: BTN (streaming online on the FOX Sports App); Dave Revsine and John Beilein on the call.

RADIO: 22 stations on the Purdue Radio Network and available on TuneIn.com and TuneIn app; Rob Blackman and Bobby Riddell.

LIVE STATS: PurdueStats.com // SOCIAL MEDIA: @BoilerBall on Twitter, Instagram and Facebook

ALL STATS AND NOTES ARE COMPILED THROUGH GAMES PLAYED JANUARY 3.

	<b>Record</b> 4-7 <b>Big Ten</b> 0-4 <b>Home</b> 4-4 <b>Away</b> 0-3 <b>Neutral</b> 0-0 <b>Streak</b> Loss-4 <b>AP / Coaches</b> - / - <b>NET / KenPom</b> 186 / 116	vs.	<b>Record</b> 7-5 <b>Big Ten</b> 2-3 <b>Home</b> 5-0 <b>Away</b> 0-4 <b>Neutral</b> 2-1 <b>Streak</b> Loss-2 <b>AP / Coaches</b> - / - <b>NET / KenPom</b> 47 / 37	
---	---	-----	---	--

THE SERIES: Purdue leads, 16-6 // LAST MEETING: Dec. 15, 2019 (Nebraska, 70-56) // STREAK: Nebraska, Win-1

#### FRED HOIBERG

2nd season at Nebraska (11-32)  
7th season overall (126-88)

#### THE HEAD COACHES

Record at School  
Career Record

#### MATT PAINTER

16th season at Purdue (344-179)  
17th season overall (369-184)

#### THE OPENING TIP

- The Purdue men's basketball team returns home for the first time in 11 days when it hosts Nebraska on Tuesday night in Mackey Arena. It will mark Purdue's lone home game between Christmas Day and Jan. 17, as the Boilermakers are in a four-road-game in five-game stretch.
- The Boilermakers are coming off consecutive road losses to top-15 opponents Rutgers and Illinois in games that Purdue had chances in the second half to win. Purdue held leads of at least five points in the second half of both contests, before falling on the road. Purdue is hoping that a return to Mackey Arena gets the Boilermakers back on track.

#### THE KEY TALKING POINTS

- Purdue leads the all-time series with Nebraska 16-6 and is 7-0 all-time at Mackey Arena with an average margin of victory of 14.9 points.
- According to KenPom.com, Purdue ranks 322nd in experience (1.08 years). Indiana is the next least-experienced team in the Big Ten (1.32). Among Power-6 schools, only North Carolina, Kansas State, LSU, Duke, Kentucky, Louisville and Auburn are less experienced.
- In its seven wins, Purdue is shooting 49.5 percent from the field and has an assist-to-turnover ratio of 1.52 (134 / 88). In its five losses, Purdue is shooting just 41.6 percent from the field, has attempted 50 free throws and has an assist-to-turnover ratio of 0.89 (64 / 72).
- Over the last five games, opponents have made 56-of-144 (.389) of its 3-point attempts, but just 70-of-139 (.504) of its 2-point tries.
- Two different freshmen (**Zach Edey**, **Mason Gillis**) have earned Big Ten Freshman of the Week in the season's first six weeks.
- In two Big Ten home games, **Eric Hunter Jr.** and **Brandon Newman** have combined to average 29.0 PPG while shooting 23-43 (.535) field goals.
- Purdue has four of the top 13 freshmen scorers in the Big Ten this season (Newman - 2nd; Edey - 4th; Ivey - 11th; Gillis - 14th).
- Purdue is 50-8 at Mackey Arena against Big Ten teams since the start of the 2014-15 season. Michigan State has next best record (46-11).
- Matt Painter** is coaching in his 524th game at Purdue, passing **Ward "Piggy" Lambert** for second place on the Purdue games coached list. Purdue has had two head coaches in the last 41 years. Only Duke and Syracuse (1) have had fewer head coaches in the last 40 years.
- Purdue is 14-5 in his career when **Sasha Stefanovic** scores at least 10 points. Purdue is 12-5 when **Eric Hunter Jr.**, leads in assists.
- Purdue is 130-13 under **Matt Painter** when winning both the turnover and rebound battle, having won nine straight games.
- Purdue averaged 15.4 turnovers per game during the first seven games. In the last five games, Purdue has averaged just 10.4 turnovers.
- Purdue has won 102 straight games when scoring at least 90 points, spanning over 33 years (last loss: Nov. 24, 1987, to Iowa State).

#### PURDUE ROSTER

No.	Name	Yr.	Pos.	Ht.	Wt.	Hometown	GP / GS	PPG	RPG	APG	Other
0	► Mason Gillis	R-Fr.	F	6-6	230	New Castle, Ind.	12 / 7	5.2	3.1	1.3	50.0 FG %
1	Aaron Wheeler	Jr.	F	6-9	205	Stamford, Conn.	12 / 5	4.3	5.3	1.7	9 steals
2	► Eric Hunter Jr.	Jr.	G	6-4	170	Indianapolis, Ind.	8 / 7	10.8	2.1	3.4	15-18 FTs
4	Emmanuel Dowuona	So.	C	6-10	245	Miami, Fla.	0 / 0	—	—	—	
5	► Brandon Newman	R-Fr.	G	6-5	195	Valparaiso, Ind.	12 / 12	9.9	3.7	2.0	20-48 3Ps
11	Isaiah Thompson	So.	G	6-1	160	Zionsville, Ind.	12 / 5	6.2	1.7	1.7	14-32 3Ps
14	Jared Wulbrun	Jr.	G	5-10	170	Stanford, Calif.	1 / 0	3.0	0.0	1.0	
15	Zach Edey	Fr.	C	7-4	285	Toronto, Ontario	12 / 2	9.1	4.1	0.3	62.5 FG %
21	Matt Frost	So.	F	6-5	200	Columbus, Ind.	1 / 0	3.0	0.0	1.0	
22	Chase Martin	Fr.	G	6-3	195	Columbia, Mo.	1 / 0	0.0	0.0	0.0	
23	Jaden Ivey	Fr.	G	6-4	200	South Bend, Ind.	7 / 0	5.6	2.0	1.1	106 MP / 2 TOs
25	Ethan Morton	Fr.	G	6-6	215	Butler, Pa.	12 / 0	0.7	0.7	1.4	0 TOs last 6
34	Carson Barrett	Fr.	G	6-5	215	Lafayette, Ind.	0 / 0	—	—	—	
50	► Trevion Williams	Jr.	F	6-10	265	Chicago, Ill.	12 / 10	14.1	9.6	2.4	10+ pts last 7
55	► Sasha Stefanovic	Jr.	G	6-5	200	Crown Point, Ind.	12 / 12	11.3	3.1	2.8	34-67 3Ps

#### PURDUE SCHEDULE

Date	P / O	Rank	Opponent	TV	Time/Result
N25	1	- / -	vs. Liberty	CBS SN	W, 77-64
N26	1	- / -	vs. Clemson	CBS SN	L, 70-81
D1	*	- / -	Oakland	BTN	W, 93-50
D4	*	- / -	Valparaiso	BTN	W, 68-61
D8	2	- / -	at Miami	ESPN2	L, 54-58
D12	*	- / -	Indiana State	BTN	W, 80-68
D16	*	- / 20	Ohio State	BTN	W, 67-60
D19	3	- / -	vs. Notre Dame	ESPN2	W, 88-78
D22	*	RV / 4	at Iowa	BTN	L, 55-70
D25	*	RV / -	Maryland	FS1	W, 73-70
D29	*	- / 14	at Rutgers	FS1	L, 76-81
J2	*	- / 15	at Illinois	BTN	L, 58-66
J5	*	- / -	Nebraska	BTN	7 p.m.
J8	*	- / 23	at Michigan State	FS1	7 p.m.
J14	*	- / RV	at Indiana	FS1	7 p.m.
J17	*	- / -	Penn State	BTN	TBA
J22	*	- / 10	Michigan	FS1	TBA
J27	*	- / RV	at Ohio State	BTN	7 p.m.
J30	*	- / 16	Minnesota	BTN	TBA
F2	*	- / -	at Maryland	BTN	TBA
F6	*	- / RV	Northwestern	BTN	TBA
F11	*	- / 16	at Minnesota	BTN	TBA
F16	*	- / 23	Michigan State	ESPN / ESPN2	TBA
F20	*	- / -	at Nebraska	BTN	TBA
F26	*	- / -	at Penn State	FS1	TBA
M2	*	- / 8	Wisconsin	ESPN / ESPN2	TBA
M6	*	- / RV	Indiana	ESPN / ESPN2	TBA
M10	4	- / -	Big Ten Tournament First Round		TBA
M11	4	- / -	Big Ten Tournament Second Round		TBA
M12	4	- / -	Big Ten Tournament Quarterfinals		TBA
M13	4	- / -	Big Ten Tournament Semifinals		TBA
M14	4	- / -	Big Ten Tournament Championship		TBA
TBA	5	- / -	NCAA Tournament		TBA

\* Home games played at Mackey Arena

\* All times Eastern and subject to change.

\* Denotes Big Ten Conference Game

1 Denotes Space Coast Challenge (Melbourne, Fla.)

2 Denotes ACC / Big Ten Challenge (Coral Gables, Fla.)

3 Denotes Crossroads Classic (Indianapolis, Ind.)

4 Big Ten Tournament (Chicago, Ill.)

5 NCAA Tournament (Indianapolis, Ind.)

#### INSIDE THE NUMBERS

NEBRASKA				PURDUE			
NCAA Rk.	Stats	Category	Stats	NCAA Rk.	Stats	Category	Stats
128	74.9	Scoring Offense	71.6	195			
246	73.5	Scoring Defense	67.3	112			
197	+1.5	Scoring Margin	+4.3	155			
266	.415	FG Percentage	.461	103			
149	.422	FG Pct. Defense	.427	181			
228	.315	3-Point Percentage	.379	44			
71	8.6	3-Pointers / Game	8.6	76			
269	.657	Free Throw Percentage	.697	175			
221	-0.6	Rebound Margin	+6.8	51			
211	12.8	Assists	16.5	49			
167	0.99	Assist / TO Ratio	1.24	64			
107	13.0	Turnovers	13.3	132			
103	-1.73	Turnover Margin	-1.83	247			

#### FOLLOW THE BOILERMAKERS

- Web: PurdueSports.com
- Twitter: @BoilerBall / @PurdueMBBNotes
- Instagram: BoilerBall

#BoilerUp | @BoilerBall | PURDUESPORTS.COM

GAME 13 // PURDUE vs. NEBRASKA // JANUARY 5, 2021

MEDIA AVAILABILITY (all times Eastern; contact Chris Forman for more information; all interviews will take place over Zoom)																									
Tuesday January 5			Wednesday January 6			Thursday January 7			Friday January 8			Saturday January 9			Sunday January 10			Monday January 11							
► GAMEDAY • Nebraska • BTN • Mackey Arena • 7 p.m.			• No availability			• Student-Athletes (TBA) • Coach Painter (TBA)			► GAMEDAY • Michigan State • FS1 • Breslin Center • 7 p.m.			• No availability			• No availability			• Painter Radio Show (6 p.m.)							
PURDUE IN THE NATIONAL POLLS																									
	PRE.	N30	D7	D14	D21	D28	J4	J11	J18	J25	F1	F8	F15	F22	M1	M8	M15		FINAL						
AP	--	--	--	--	RV	--	--													► Purdue is unranked in a preseason poll for the first time since 2014-15.					
USA Today	RV	--	--	--	RV	RV	--													► The 5 straight years being ranked in preseason was longest in Purdue history.					
																							► Last time ranked: 2019-20 Preseason poll (#23)		
THE NEBRASKA MATCHUP																									
• Purdue leads the all-time series with Nebraska by a 16-6 margin, including a 10-4 margin in the Big Ten era, since Nebraska joined the league prior to the 2011-12 season.																									
• Purdue is looking to avoid its second straight loss to Nebraska. The Huskers have never won two in a row against Purdue and have never won in Mackey Arena.																									
• Seven of Purdue's 10 wins in the Big Ten era have come by at least 12 points and five have been by at least 15 points.																									
OVERALL VS. NEBRASKA																			16-6						
Streak																			Loss-1						
At Purdue																			9-1						
At Mackey Arena																			7-0						
At Nebraska																			6-4						
Neutral Sites																			1-1						
Painter vs. Nebraska																			10-4						
Hoiberg vs. Purdue																			1-0						
Purdue vs. Big Ten Conference (reg. season)																			981-689 (Loss-2)						
Purdue vs. State of Nebraska																			17-6 (Loss-1)						
Purdue on January 5																			23-12 (Loss-1)						
► LAST 10 MEETINGS WITH NEBRASKA																									
Date	P / O	Site	Res.	Score																					
1-12-14	- / -	West Lafayette, Ind.	W	70-64																					
2-23-14	- / -	Lincoln, Neb.	L	57-76																					
2-15-15	- / -	West Lafayette, Ind.	W	66-54																					
1-30-16	21 / -	West Lafayette, Ind.	W	89-74																					
3-1-16	15 / -	Lincoln, Neb.	W	81-62																					
1-29-17	20 / -	Lincoln, Neb.	L	80-83																					
1-6-18	13 / -	West Lafayette, Ind.	W	74-62																					
2-9-19	15 / -	West Lafayette, Ind.	W	81-62																					
2-23-19	15 / -	Lincoln, Neb.	W	75-72																					
12-15-19	- / -	Lincoln, Neb.	L	56-70																					
BOILERMAKERS VS. NEBRASKA																									
• Here is how Purdue's current players have fared against Nebraska.																									
Name	GP-GS	FG-A	Reb.	Ast.	Blk.	Stl.	PPG																		
I. Thompson	1-0	4-11	2.0	0.0	0.0	0.0	10.0																		
T. Williams	3-2	12-24	9.0	1.7	0.0	0.7	9.0																		
A. Wheeler	3-0	5-18	3.3	0.7	0.7	0.0	4.0																		
S. Stefanovic	3-1	4-14	0.7	0.7	0.7	0.0	4.0																		
E. Hunter Jr.	3-1	3-11	2.0	0.7	0.0	1.3	2.3																		
PAINTER'S SUCCESS VS. THE BIG TEN																									
• Purdue's 71.4 winning percentage against Nebraska during the Painter era is the fourth-highest against a Big Ten team.																									
► HIGHEST WINNING PERCENTAGE (Big Ten foe; Painter era)																									
Pct.	Record	Opponent																							
.793	23-6	Penn State																							
.760	19-6	Northwestern																							
.727	8-3	Rutgers																							
.714	10-4	Nebraska																							
.654	17-9	Iowa																							
.640	16-9	Indiana																							
.640	16-9	Minnesota																							
.630	17-10	Illinois																							
.600	6-4	Maryland																							
ABOUT THE BOILERMAKERS																									
• Purdue is 2-3 in the Big Ten and 7-5 overall after falling to Illinois on Saturday night in Champaign. The Boilermakers used a 19-0 run to take a 39-33 lead early in the second half, but couldn't hold on to fall to the Illini 66-58.																									
• The Boilermakers five losses this year have come to teams ranked No. 15 (Clemson), 133 (Miami), 7 (Iowa), 17 (Rutgers) and 4 (Illinois).																									
• Purdue has a balanced attack as seven players average between 5.6 and 14.1 points per game.																									
• Purdue will put a five-game homecourt winning streak on the line when Nebraska visits Mackey Arena. The Boilermakers are 50-8 against Big Ten foes at Mackey Arena since the start of the 2014-15 season.																									
VANQUISHING RANKED FOES																									
• With the win over Ohio State on Dec. 16, head coach <b>Matt Painter</b> has now won 50 games over ranked teams while at Purdue. His record is 50-85 (.370) during his career at Purdue against ranked teams, but since the start of the 2016-17 season, Purdue is 20-21 in such games.																									
• Purdue is ninth nationally with 20 ranked wins over the last five years.																									
► LEADERS IN WINS OVER RANKED TEAMS (Since 2016-17)																									
No.	Team																								
31	Kansas																								
28	Duke																								
25	Michigan State																								
24	North Carolina, Villanova, Virginia																								
22	Florida State, Michigan																								
20	Purdue																								
19	Iowa, Kentucky																								
18	Baylor, Gonzaga																								
► Through games played Jan. 3.																									
CONTROLLING THE GLASS																									
• Purdue has outrebounded 10 of 12 opponents this year and ranks third in the Big Ten in rebound margin (+6.8).																									
• Purdue has allowed just 85 offensive rebounds (7.1 per game) to turn into 76 second-chance points (6.3 per game).																									
• Purdue ranks 23rd nationally in defensive rebound percentage (.789), ranking second in the Big Ten behind Illinois.																									
BETTER FROM DEEP																									
• Purdue shot just 33.0 percent from long distance a year ago in 31 games. So far this year, Purdue is shooting 37.9 percent from long range.																									
GETTING THE BEST OUT OF THE WAY																									
• Purdue will have played just five Big Ten games through Saturday's contest, but you could make the point it will have already played the league's best teams and players. We know things change and teams come and go, but according to preseason selections, Purdue's opening stretch is filled with opportunity.																									
• Purdue will not see preseason favorites Iowa, Rutgers and Illinois after Saturday and will only have Wisconsin left out of that preseason group.																									
• In terms of top players, Purdue will be "done" with five of nine players on the preseason All-Big Ten team ( <b>Kofi Cockburn</b> , <b>Ayo Dosunmu</b> , <b>Luka Garza</b> , <b>Joe Weiskamp</b> , <b>Geo Baker</b> ).																									
FRESHMAN CLASS SHINING BRIGHT																									
• Through 12 games, Purdue's freshman class has accounted for 337 (28.1 PPG) of the team's 859 points (39.2 percent). It has accounted for over 50.0 percent of the team's scoring in four of Purdue's 12 games (Liberty, Clemson, Miami, Maryland).																									
► MOST PLAYERS TO WIN FRESHMEN OF THE WEEK HONORS																									
No.	Team (Players)	Year																							
3	Michigan (M. McGary, N. Stauskas, G. Robinson III)	2012-13																							
3	Ohio State (J. Sullinger, D. Thomas, A. Craft)	2010-11																							
2	Purdue (Z. Edey, M. Gillis)	2020-21																							
2	Indiana (T. Jackson-Davis, A. Franklin)	2019-20																							
2	Michigan State (M. Hall, R. Watts)	2019-20																							
2	Iowa (J. Toussaint, C. Fredrick)	2019-20																							
2	Minnesota (G. Kalscheur, D. Oturu)	2018-19																							
2	Maryland (D. Morsell, B. Fernando)	2017-18																							
2	Penn State (M. Watkins, L. Stevens)	2016-17																							
2	Michigan State (M. Bridges, N. Ward)	2016-17																							
2	Northwestern (B. McIntosh, V. Law)	2014-15																							
2	Indiana (N.Vonleh, T. Williams)	2013-14																							
2	Purdue (A. Hammons, R. Davis)	2012-13																							
• Purdue's freshmen quartet all rank in the top 14 among Big Ten freshmen in scoring.																									
► SCORING AVERAGE BY BIG TEN FRESHMEN																									
PPG	Player	Team																							
16.9	Hunter Dickinson	Michigan																							
9.9	Brandon Newman	Purdue																							
9.7	Andre Curbelo	Illinois																							
9.1	Zach Edey	Purdue																							
8.9	Adam Miller	Illinois																							
7.4	Jonathan Davis	Wisconsin																							
7.3	Ty Berry	Northwestern																							
6.8	Zed Key	Ohio State																							
6.5	Keegan Murray	Iowa																							
6.1	Patrick McCaffery	Iowa																							
5.6	Jaden Ivey	Purdue																							
5.5	Trey Galloway	Indiana																							
5.3	Cliff Omoruyi	Rutgers																							
5.2	Mason Gillis	Purdue																							
MILESTONE WATCH																									
• <b>Trevion Williams</b> needs 11 rebounds for 500 in his career.																									
• <b>Eric Hunter Jr.</b> , needs seven points for 500 in his career.																									
• <b>Eric Hunter Jr.</b> , needs two assists for 150 in his career.																									
• <b>Sasha Stefanovic</b> has EXACTLY 500 points, 150 rebounds and 100 assists in his career.																									
• <b>Trevion Williams</b> surpassed 700 career points against Illinois.																									
• <b>Aaron Wheeler</b> surpassed 300 career rebounds against Illinois.																									
RECORD WATCH																									
• <b>Sasha Stefanovic</b> ranks sixth on the career 3-point percentage list (.417). <b>Dakota Mathias</b> is fifth (.419).																									
• <b>Brandon Newman</b> is fourth on the Purdue freshman 3-point percentage list (.417). <b>Melvin Buckley</b> is third (.426).																									
HOME / ROAD COMPARISON																									
• Check out Purdue's home / road comparison.																									
Category	Home	Road																							
Record	5-0	0-4																							
Field Goal Percentage	.478	.408																							
Field Goal Percentage Defense	.400	.460																							
3-Point Percentage	.398	.293																							
Turnovers Per Game	13.2	12.5																							
Assist / Turnover Ratio	1.42	1.06																							
PURDUESPORTS.COM   @BOILERBALL																									

**THE TREVION WILLIAMS FILE**

• Trevion Williams has scored in double figures in seven straight games and has become a strong force on the inside.

• In the win over Indiana State on Dec. 12, Williams came off the bench to score 30 points, grab 11 rebounds and dish out two assists on 13-of-18 shooting from the field. He is just one of five players nationally to reach those marks this season.

**► 30 POINTS, 11 REBOUNDS, 2 ASSISTS IN A GAME THIS YEAR**

Player (Team) vs. Opponent	P	R	A	Date
Naz Bohannon (Youngs. St.) vs. Austin Peay	32	12	4	1-1-21
Terry Taylor (Austin Peay) vs. Murray St.	30	13	3	12-21-20
Trevion Williams (Purdue) vs. Ind. St.	30	11	2	12-12-20
Tre Mitchell (UMass) vs. N'Eastern	31	11	2	12-11-20
Moses Wright (Ga. Tech) vs. Ga. State	31	19	2	11-25-20

• Williams' 30 points off the bench were the most off the bench in school history. He became the eighth player in school history with a pair of 30-10 games in Purdue history (**Terry Dischinger - 24; Dave Schellhase - 19; Glenn Robinson - 12; Joe Barry Carroll - 5; Bob Ford - 3; Russell Cross - 2; Wilson Eison - 2**).

• Then in the win over Ohio State, he became the first Purdue player since **Brad Miller** (23, 10 & 8) vs. Michigan on March 8, 1998, to have at least 16 points, nine rebounds and eight assists in the same game.

• Williams is one of 10 players nationally to average 14.0 PPG, 9.0 RPG and 2.5 APG this season, and one of two Power-6 players to reach those marks.

**► 14.0 PPG, 9.0 RPG, 2.0 APG THIS SEASON (ALL GAMES)**

Player (Team)	PPG	RPG	APG	MPG
Hayden Brown (The Citadel)	21.2	10.3	2.8	29.7
Justin Champagnie (Pittsburgh)	17.8	12.3	2.0	32.0
Jordan Goodwin (Saint Louis)	16.9	11.1	3.8	31.4
Malachi Smith (Chattanooga)	16.3	11.0	3.5	35.9
Travis Atson (St. Francis, N.Y.)	16.2	9.0	2.4	31.8
David Roddy (Cleveland State)	16.0	9.9	2.6	30.9
Christian Guess (Samford)	15.8	10.0	2.2	25.8
Loudon Love (Wright State)	15.4	11.6	2.1	28.0
Nick Guadarrama (New Hampshire)	14.8	9.0	2.3	30.3
Trevion Williams (Purdue)	14.1	9.6	2.4	24.6

• In conference play only, Williams is one of two players to average at least 15.0 points, 9.0 rebounds and 3.0 assists per game.

**► 15.0 PPG, 9.0 RPG, 2.5 APG IN CONF. PLAY (MIN. 3 GAMES)**

Player (Team)	PPG	RPG	APG	MPG
Gaige Prim (Missouri State)	17.0	9.0	3.0	30.5
Trevion Williams (Purdue)	15.0	9.2	2.8	25.6

• Lastly, Williams is one of two players in America to have an assist percentage and total rebound percentage greater than 20.0 percent.

**► 20.0 REBOUND AND ASSIST PERCENTAGE**

Player (Team)	Reb. %	Asst. %
Trevion Williams (Purdue)	23.5	24.4
Jordan Goodwin (Saint Louis)	21.7	20.6

**THE SERBIAN SENSATION**

• **Sasha Stefanovic** is the only player in America to have at least 33 assists and 33 made 3-pointers so far this year.

• He is one of four players to have made at least 30 3-pointers this season while shooting over 50.0 percent from deep.

**► 30 MADE 3-POINTERS WHILE SHOOTING 50.0 % FROM DEEP**

Player (Team)	3PM	3P %
Sasha Stefanovic (Purdue)	34	.507
D.J. Wilkins (Drake)	33	.524
Corey Allen (Georgia State)	32	.542
Corey Kispert (Gonzaga)	31	.508

**HELLO, NEWMAN**

• **Brandon Newman** has benefited greatly from redshirting last year, starting all 12 games and ranking fourth on the team in scoring (9.9), second in 3-pointers (20), first in steals (10) and fourth in assists (24).

**► FRESHMEN TO AVERAGE 9.5 PPG, 3.5 RPG, 2.0 APG WITH 20 3PM**

Player (Team)	PPG	RPG	APG	3PM
Ryan Rollins (Toledo)	14.4	5.8	2.2	20
Nijel Pack (Kansas State)	10.1	3.6	3.7	20
Brandon Newman (Purdue)	9.9	3.7	2.0	20

• Newman's 20 trifectas are ninth nationally by a freshman.

**► FRESHMEN LEADERS IN 3-POINTERS MADE**

Player (Team)	3Ps	GP
Jarren Cook (Sam Houston State)	27	12
Chris Youngblood (Kennesaw State)	25	10
Za-ontay Boothman (Houston Baptist)	24	9
Cameron Thomas (LSU)	24	8
Devin Gordon (Mississippi Valley State)	23	9
Tyler Kolek (George Mason)	22	8
Chase Johnston (Stetson)	21	6
Moses Moody (Arkansas)	21	10
Brandon Newman (Purdue)	20	12
Nijel Pack (Kansas State)	20	11
Ryan Rollins (Toledo)	20	11

**COULD BECOME AN EXCLUSIVE GROUP**

• The Purdue freshmen are on pace to have four players score at least 150 points this season, marking the second time in school history that four rookies would reach that mark, joining the "Baby Boilers" Class of 2008.

**DON'T HAPPEN OFTEN**

• Against Rutgers, Purdue lost for the just the second time since the start of the 2017-18 season when shooting at least 48.0 percent from the field. The Boilermakers are now 45-2 since the start of the 2017-18 season when shooting over 48 percent from the field. The two losses are to Rutgers (Dec. 29, 2020) and against Virginia in the 2019 Elite Eight game.

**BOILER NOTES**

• With the win over Notre Dame, Purdue is now 16-2 (losses to Notre Dame & Butler) against in-state opponents since the start of the 2016-17 season.

• Purdue has shot at least 55.0 percent from the field in three games already this year; last season, it shot 55.0 percent just twice all season.

• Since the start of the 2015-16 season, Purdue has had 22 games of 14 or more 3-pointers, second among all power-6 schools (Villanova - 34). Among Big Ten teams, Michigan is next with 14.

• Purdue is 114-13 since the start of the 2014-15 season when attempting more free throws than its opponents.

• Purdue is 156-7 when under Painter when holding foes to 59 or fewer points. Three of the seven losses came during the 2012-13 season. One of the losses came to Miami last Tuesday in the ACC / Big Ten Challenge. Conversely, the Boilermakers are 12-55 when scoring 59 or fewer points.

• Purdue is 37-5 since the start of the 2017-18 season when making 10 or more 3-pointers in a game. Under Painter, Purdue is 81-17 overall, having won six straight games.

• Purdue has won 102 straight games and is 40-0 under Coach Painter when scoring 90 or more points.

• Purdue hasn't lost when scoring 90 points since Nov. 24, 1987 (104-96 vs. Iowa State), a span of 12,098 days.

• Purdue is 125-12 under Painter when scoring at least 80 points, including 39-2 (losses to Notre Dame and Virginia Tech in 2018-19 season) since the start of the 2017-18 season. Purdue has won 17 straight games when scoring 80 or more points.

• Purdue is 130-13 under Painter when winning the rebound and turnover battles in the same game, having won nine straight games.

• Purdue has won 12 straight games when wearing its gold uniforms, dating to a New Year's Day loss vs. Minnesota in 2017. Purdue is 1-0 this year when wearing gold after defeating Maryland on Christmas Day.

• Among Power-6 (Big Ten, ACC, SEC, PAC-12, Big East, Big 12) programs, Purdue has the fifth-best home winning percentage since the start of the 2014-15 season.

**► HOME WINNING PCT. LAST 6 YEARS (Power-6 Teams)**

Team	2020-21	Since 2015-16	Pct.
Kansas	5-1	79-6	.929
Oregon	6-0	87-7	.926
Florida State	5-1	78-8	.907
Kentucky	1-2	82-9	.901
Purdue	5-0	79-9	.898
Virginia	3-0	75-9	.893

► Through games played Jan. 3.

**2020-21 BIG TEN STANDINGS**

Team Standings	Conf.	Pct.	Overall	Pct.	NET
(16) Michigan	4-0	1.000	9-0	1.000	6
(15) Illinois	4-1	.800	8-3	.727	4
(10) Iowa	3-1	.750	9-2	.818	7
(6) Wisconsin	3-1	.750	9-2	.818	11
(21) Minnesota	3-2	.600	10-2	.833	43
(14) Rutgers	3-2	.600	7-2	.778	17
(19) Northwestern	3-2	.600	6-3	.667	50
(25) Ohio State	2-3	.400	8-3	.727	28
<b>PURDUE</b>	<b>2-3</b>	<b>.400</b>	<b>7-5</b>	<b>.583</b>	<b>47</b>
(RV) Indiana	1-2	.333	6-4	.600	51
(17) Michigan State	1-3	.250	7-3	.700	119
Maryland	1-3	.250	6-4	.600	32
Penn State	0-3	.000	3-4	.429	42
Nebraska	0-4	.000	4-7	.364	186

► Through games played Jan. 3.

**2020-21 BIG TEN LEADERS (All games)**

Team Category	No.	Rk.
Rebound Margin	+6.8	3
3-Pointers / Game	8.6	6
Scoring Defense	67.3	5
3-Point Percentage	.379	5
Assists / Game	16.5	7
3-Point Percentage Defense	.325	8
Field Goal Percentage	.461	9
Offensive Rebounds / Game	10.2	9
Free Throw Percentage	.697	9
Scoring Margin	+4.3	11
Field Goal Percentage Defense	.427	11
Assist / Turnover Ratio	1.24	11
Steals / Game	4.8	12
Turnover Margin	-1.83	12
Blocked Shots / Game	2.8	12
Turnovers Per Game	13.3	13
Scoring Offense	71.6	14

► Through games played Jan. 3.

Individual Category		No.	Rk.
3-Point Percentage	Sasha Stefanovic	.507	1
3-Pointers Per Game	Sasha Stefanovic	2.83	2
Rebounds Per Game	Trevion Williams	9.6	2
Off. Rebounds / Game	Trevion Williams	3.50	2
Field Goal Percentage	Trevion Williams	.521	7
Minutes Played / Game	Sasha Stefanovic	31.7	8
Points Per Game	Trevion Williams	14.1	19

► Through games played Jan. 3.

**INSIDE THE NUMBERS (2006-07 season; Painter's 2nd yr.)**

Overall Wins	Total	Conference Wins	Total
Michigan State	380	Wisconsin	179
Ohio State	365	Michigan State	178
Wisconsin	364	Ohio State	166
<b>Purdue</b>	<b>335</b>	<b>Purdue</b>	<b>166</b>
Michigan	329	Michigan	148
Maryland	318	Maryland	142
Illinois	273	Indiana	121
Indiana	273	Illinois	116
Minnesota	270	Iowa	116
Iowa	258	Minnesota	100
Penn State	234	Nebraska	88
Nebraska	228	Penn State	87
Northwestern	225	Northwestern	83
Rutgers	191	Rutgers	64

► Through games played Jan. 3.

► Through games played Jan. 3.

GAME 13 // PURDUE vs. NEBRASKA // JANUARY 5, 2021

Mackey Arena Information							Inside the Numbers at Mackey Arena																																																																																																																																																																																																																																																																																																																																																																																																																																																																																																																																																	
<b>First Game:</b> Dec. 2, 1967 <b>Games:</b> 797   <b>Sellouts:</b> 403   <b>Pct. of Sellouts:</b> 403 / 797 (.506) <b>Overall Record:</b> 653-144 (.819) <b>Non-Conference:</b> 301-38 (.888)   <b>Big Ten:</b> 352-106 (.769) <b>Painter:</b> 216-40 (.844)   <b>Non-Con:</b> 110-9 (.924)   <b>BIG:</b> 106-31 (.774) <b>Total Attendance (Avg.):</b> 10,519,567 (13,198) <b>Unbeaten Seasons:</b> 3 (1968-69, 2010-11, 2018-19)							<b>Mackey Arena Streaks</b> • <b>Overall winning streak:</b> 5 (March 7, 2020 vs. Rutgers) • <b>Non-conf. winning streak:</b> 7 (Nov. 9, 2019 vs. Texas) • <b>Big Ten winning streak:</b> 2 (March 7, 2020 vs. Rutgers)																																																																																																																																																																																																																																																																																																																																																																																																																																																																																																																																																	
<b>Mackey Arena Home Record</b>							<b>Most Wins in Mackey Arena History</b>																																																																																																																																																																																																																																																																																																																																																																																																																																																																																																																																																	
<table><tr><th>Year</th><th>Overall</th><th>Pct.</th><th>B10</th><th>Pct.</th><th>Attn.</th><th>Avg.</th></tr><tr><td>1967-68</td><td>11-2</td><td>.846</td><td>7-0</td><td>1.000</td><td>180,102</td><td>13,854</td></tr><tr><td>1968-69</td><td>11-0</td><td>1.000</td><td>7-0</td><td>1.000</td><td>155,298</td><td>14,118</td></tr><tr><td>1969-70</td><td>11-1</td><td>.917</td><td>6-1</td><td>.857</td><td>169,476</td><td>14,123</td></tr><tr><td>1970-71</td><td>9-4</td><td>.692</td><td>5-2</td><td>.714</td><td>175,240</td><td>13,480</td></tr><tr><td>1971-72</td><td>8-4</td><td>.667</td><td>3-4</td><td>.429</td><td>164,412</td><td>13,701</td></tr><tr><td>1972-73</td><td>10-2</td><td>.833</td><td>5-2</td><td>.714</td><td>154,788</td><td>12,899</td></tr><tr><td>1973-74</td><td>12-2</td><td>.857</td><td>7-0</td><td>1.000</td><td>174,244</td><td>12,446</td></tr><tr><td>1974-75</td><td>11-1</td><td>.917</td><td>8-1</td><td>.889</td><td>164,448</td><td>13,704</td></tr><tr><td>1975-76</td><td>8-5</td><td>.615</td><td>6-3</td><td>.667</td><td>169,390</td><td>13,030</td></tr><tr><td>1976-77</td><td>11-3</td><td>.786</td><td>8-1</td><td>.889</td><td>192,738</td><td>13,767</td></tr><tr><td>1977-78</td><td>11-1</td><td>.917</td><td>9-0</td><td>1.000</td><td>159,300</td><td>13,275</td></tr><tr><td>1978-79</td><td>15-2</td><td>.882</td><td>8-1</td><td>.889</td><td>231,795</td><td>13,635</td></tr><tr><td>1979-80</td><td>15-2</td><td>.882</td><td>8-1</td><td>.889</td><td>234,345</td><td>13,785</td></tr><tr><td>1980-81</td><td>12-3</td><td>.800</td><td>6-3</td><td>.667</td><td>197,910</td><td>13,194</td></tr><tr><td>1981-82</td><td>12-4</td><td>.750</td><td>6-3</td><td>.667</td><td>213,040</td><td>13,315</td></tr><tr><td>1982-83</td><td>13-1</td><td>.929</td><td>8-1</td><td>.889</td><td>188,608</td><td>13,472</td></tr><tr><td>1983-84</td><td>12-1</td><td>.923</td><td>8-1</td><td>.889</td><td>173,147</td><td>13,319</td></tr><tr><td>1984-85</td><td>12-4</td><td>.750</td><td>6-3</td><td>.667</td><td>202,784</td><td>12,674</td></tr><tr><td>1985-86</td><td>13-2</td><td>.867</td><td>7-2</td><td>.778</td><td>200,085</td><td>13,339</td></tr><tr><td>1986-87</td><td>12-1</td><td>.923</td><td>8-1</td><td>.889</td><td>183,599</td><td>14,123</td></tr><tr><td>1987-88</td><td>15-1</td><td>.938</td><td>9-0</td><td>1.000</td><td>218,384</td><td>13,649</td></tr><tr><td>1988-89</td><td>11-3</td><td>.786</td><td>6-3</td><td>.667</td><td>197,722</td><td>14,123</td></tr><tr><td>1989-90</td><td>12-1</td><td>.923</td><td>8-1</td><td>.889</td><td>180,843</td><td>13,911</td></tr><tr><td>1990-91</td><td>11-5</td><td>.688</td><td>6-3</td><td>.667</td><td>223,664</td><td>13,979</td></tr><tr><td>1991-92</td><td>13-5</td><td>.722</td><td>5-4</td><td>.556</td><td>242,370</td><td>13,465</td></tr><tr><td>1992-93</td><td>9-5</td><td>.643</td><td>4-5</td><td>.444</td><td>197,722</td><td>14,123</td></tr><tr><td>1993-94</td><td>13-1</td><td>.929</td><td>8-1</td><td>.889</td><td>197,722</td><td>14,123</td></tr><tr><td>1994-95</td><td>12-1</td><td>.923</td><td>8-1</td><td>.889</td><td>183,599</td><td>14,123</td></tr><tr><td>1995-96</td><td>13-1</td><td>.929</td><td>8-1</td><td>.889</td><td>197,722</td><td>14,123</td></tr><tr><td>1996-97</td><td>11-3</td><td>.786</td><td>7-2</td><td>.778</td><td>196,770</td><td>14,055</td></tr><tr><td>1997-98</td><td>13-1</td><td>.929</td><td>7-1</td><td>.875</td><td>197,722</td><td>14,123</td></tr><tr><td>1998-99</td><td>12-4</td><td>.750</td><td>4-4</td><td>.500</td><td>225,968</td><td>14,123</td></tr><tr><td>1999-00</td><td>12-2</td><td>.857</td><td>7-1</td><td>.875</td><td>194,152</td><td>13,868</td></tr><tr><td>2000-01</td><td>11-7</td><td>.611</td><td>4-4</td><td>.500</td><td>215,244</td><td>11,958</td></tr><tr><td>2001-02</td><td>11-4</td><td>.733</td><td>5-3</td><td>.625</td><td>178,020</td><td>11,868</td></tr><tr><td>2002-03</td><td>14-1</td><td>.933</td><td>7-1</td><td>.875</td><td>158,280</td><td>10,552</td></tr><tr><td>2003-04</td><td>9-5</td><td>.643</td><td>4-4</td><td>.500</td><td>163,814</td><td>11,701</td></tr><tr><td>2004-05</td><td>6-9</td><td>.400</td><td>3-5</td><td>.375</td><td>175,215</td><td>11,681</td></tr><tr><td>2005-06</td><td>9-5</td><td>.643</td><td>3-5</td><td>.375</td><td>149,618</td><td>10,687</td></tr><tr><td>2006-07</td><td>16-1</td><td>.941</td><td>7-1</td><td>.875</td><td>199,733</td><td>11,749</td></tr><tr><td>2007-08</td><td>16-1</td><td>.941</td><td>9-0</td><td>1.000</td><td>209,865</td><td>12,345</td></tr><tr><td>2008-09</td><td>15-3</td><td>.833</td><td>7-2</td><td>.778</td><td>246,744</td><td>13,708</td></tr><tr><td>2009-10</td><td>14-2</td><td>.875</td><td>7-2</td><td>.778</td><td>218,896</td><td>13,681</td></tr><tr><td>2010-11</td><td>16-0</td><td>1.000</td><td>9-0</td><td>1.000</td><td>222,659</td><td>13,916</td></tr><tr><td>2011-12</td><td>13-4</td><td>.765</td><td>5-4</td><td>.556</td><td>226,504</td><td>13,324</td></tr><tr><td>2012-13</td><td>12-7</td><td>.632</td><td>5-4</td><td>.556</td><td>225,286</td><td>11,857</td></tr><tr><td>2013-14</td><td>12-5</td><td>.706</td><td>4-5</td><td>.444</td><td>216,553</td><td>12,738</td></tr><tr><td>2014-15</td><td>14-3</td><td>.824</td><td>8-1</td><td>.889</td><td>195,884</td><td>11,523</td></tr><tr><td>2015-16</td><td>17-1</td><td>.944</td><td>8-1</td><td>.889</td><td>245,916</td><td>13,662</td></tr><tr><td>2016-17</td><td>15-2</td><td>.882</td><td>8-1</td><td>.889</td><td>234,930</td><td>13,819</td></tr><tr><td>2017-18</td><td>16-1</td><td>.941</td><td>8-1</td><td>.889</td><td>243,844</td><td>14,344</td></tr><tr><td>2018-19</td><td>15-0</td><td>1.000</td><td>10-0</td><td>1.000</td><td>217,005</td><td>14,467</td></tr><tr><td>2019-20</td><td>11-5</td><td>.688</td><td>6-4</td><td>.600</td><td>236,864</td><td>14,804</td></tr><tr><td>2020-21</td><td>5-0</td><td>1.000</td><td>2-0</td><td>1.000</td><td>1,100</td><td>220</td></tr></table>							Year	Overall	Pct.	B10	Pct.	Attn.	Avg.	1967-68	11-2	.846	7-0	1.000	180,102	13,854	1968-69	11-0	1.000	7-0	1.000	155,298	14,118	1969-70	11-1	.917	6-1	.857	169,476	14,123	1970-71	9-4	.692	5-2	.714	175,240	13,480	1971-72	8-4	.667	3-4	.429	164,412	13,701	1972-73	10-2	.833	5-2	.714	154,788	12,899	1973-74	12-2	.857	7-0	1.000	174,244	12,446	1974-75	11-1	.917	8-1	.889	164,448	13,704	1975-76	8-5	.615	6-3	.667	169,390	13,030	1976-77	11-3	.786	8-1	.889	192,738	13,767	1977-78	11-1	.917	9-0	1.000	159,300	13,275	1978-79	15-2	.882	8-1	.889	231,795	13,635	1979-80	15-2	.882	8-1	.889	234,345	13,785	1980-81	12-3	.800	6-3	.667	197,910	13,194	1981-82	12-4	.750	6-3	.667	213,040	13,315	1982-83	13-1	.929	8-1	.889	188,608	13,472	1983-84	12-1	.923	8-1	.889	173,147	13,319	1984-85	12-4	.750	6-3	.667	202,784	12,674	1985-86	13-2	.867	7-2	.778	200,085	13,339	1986-87	12-1	.923	8-1	.889	183,599	14,123	1987-88	15-1	.938	9-0	1.000	218,384	13,649	1988-89	11-3	.786	6-3	.667	197,722	14,123	1989-90	12-1	.923	8-1	.889	180,843	13,911	1990-91	11-5	.688	6-3	.667	223,664	13,979	1991-92	13-5	.722	5-4	.556	242,370	13,465	1992-93	9-5	.643	4-5	.444	197,722	14,123	1993-94	13-1	.929	8-1	.889	197,722	14,123	1994-95	12-1	.923	8-1	.889	183,599	14,123	1995-96	13-1	.929	8-1	.889	197,722	14,123	1996-97	11-3	.786	7-2	.778	196,770	14,055	1997-98	13-1	.929	7-1	.875	197,722	14,123	1998-99	12-4	.750	4-4	.500	225,968	14,123	1999-00	12-2	.857	7-1	.875	194,152	13,868	2000-01	11-7	.611	4-4	.500	215,244	11,958	2001-02	11-4	.733	5-3	.625	178,020	11,868	2002-03	14-1	.933	7-1	.875	158,280	10,552	2003-04	9-5	.643	4-4	.500	163,814	11,701	2004-05	6-9	.400	3-5	.375	175,215	11,681	2005-06	9-5	.643	3-5	.375	149,618	10,687	2006-07	16-1	.941	7-1	.875	199,733	11,749	2007-08	16-1	.941	9-0	1.000	209,865	12,345	2008-09	15-3	.833	7-2	.778	246,744	13,708	2009-10	14-2	.875	7-2	.778	218,896	13,681	2010-11	16-0	1.000	9-0	1.000	222,659	13,916	2011-12	13-4	.765	5-4	.556	226,504	13,324	2012-13	12-7	.632	5-4	.556	225,286	11,857	2013-14	12-5	.706	4-5	.444	216,553	12,738	2014-15	14-3	.824	8-1	.889	195,884	11,523	2015-16	17-1	.944	8-1	.889	245,916	13,662	2016-17	15-2	.882	8-1	.889	234,930	13,819	2017-18	16-1	.941	8-1	.889	243,844	14,344	2018-19	15-0	1.000	10-0	1.000	217,005	14,467	2019-20	11-5	.688	6-4	.600	236,864	14,804	2020-21	5-0	1.000	2-0	1.000	1,100	220	<b>Big Ten Home Records / Conf. Games</b> (since 2014-15 season) <table><tr><th>Team</th><th>2015</th><th>2016</th><th>2017</th><th>2018</th><th>2019</th><th>2020</th><th>2021</th><th>Total</th></tr><tr><td>Purdue</td><td>8-1</td><td>8-1</td><td>8-1</td><td>8-1</td><td>10-0</td><td>6-4</td><td>2-0</td><td>50-8</td></tr><tr><td>Michigan St.</td><td>6-3</td><td>7-2</td><td>8-1</td><td>8-1</td><td>9-1</td><td>8-2</td><td>0-1</td><td>46-11</td></tr><tr><td>Maryland</td><td>9-0</td><td>8-1</td><td>5-4</td><td>6-3</td><td>8-1</td><td>9-1</td><td>0-2</td><td>45-12</td></tr><tr><td>Wisconsin</td><td>9-0</td><td>7-2</td><td>7-2</td><td>4-5</td><td>7-3</td><td>9-1</td><td>2-1</td><td>45-14</td></tr><tr><td>Michigan</td><td>6-3</td><td>6-3</td><td>7-2</td><td>8-1</td><td>9-1</td><td>5-4</td><td>2-0</td><td>43-14</td></tr><tr><td>Ohio State</td><td>7-2</td><td>7-2</td><td>4-5</td><td>8-1</td><td>5-5</td><td>8-2</td><td>2-0</td><td>41-17</td></tr><tr><td>Iowa</td><td>6-3</td><td>7-2</td><td>7-2</td><td>3-6</td><td>6-4</td><td>9-1</td><td>2-0</td><td>40-18</td></tr><tr><td>Indiana</td><td>6-3</td><td>9-0</td><td>5-4</td><td>6-3</td><td>5-5</td><td>7-3</td><td>1-1</td><td>39-19</td></tr><tr><td>Illinois</td><td>7-2</td><td>3-6</td><td>5-4</td><td>3-6</td><td>5-4</td><td>8-2</td><td>3-0</td><td>34-24</td></tr><tr><td>Minnesota</td><td>4-5</td><td>2-7</td><td>6-3</td><td>3-5</td><td>7-3</td><td>6-4</td><td>3-0</td><td>31-27</td></tr><tr><td>Nebraska</td><td>5-4</td><td>3-6</td><td>3-6</td><td>9-0</td><td>5-5</td><td>2-8</td><td>0-2</td><td>27-31</td></tr><tr><td>Penn State</td><td>3-6</td><td>5-3</td><td>3-5</td><td>6-3</td><td>4-6</td><td>6-3</td><td>0-1</td><td>26-30</td></tr><tr><td>N'Western</td><td>4-5</td><td>5-4</td><td>5-4</td><td>4-5</td><td>2-8</td><td>2-8</td><td>2-0</td><td>23-35</td></tr><tr><td>Rutgers</td><td>2-7</td><td>1-8</td><td>1-7</td><td>3-6</td><td>4-6</td><td>9-1</td><td>2-1</td><td>22-36</td></tr></table> ► Through games played Jan. 3.										Team	2015	2016	2017	2018	2019	2020	2021	Total	Purdue	8-1	8-1	8-1	8-1	10-0	6-4	2-0	50-8	Michigan St.	6-3	7-2	8-1	8-1	9-1	8-2	0-1	46-11	Maryland	9-0	8-1	5-4	6-3	8-1	9-1	0-2	45-12	Wisconsin	9-0	7-2	7-2	4-5	7-3	9-1	2-1	45-14	Michigan	6-3	6-3	7-2	8-1	9-1	5-4	2-0	43-14	Ohio State	7-2	7-2	4-5	8-1	5-5	8-2	2-0	41-17	Iowa	6-3	7-2	7-2	3-6	6-4	9-1	2-0	40-18	Indiana	6-3	9-0	5-4	6-3	5-5	7-3	1-1	39-19	Illinois	7-2	3-6	5-4	3-6	5-4	8-2	3-0	34-24	Minnesota	4-5	2-7	6-3	3-5	7-3	6-4	3-0	31-27	Nebraska	5-4	3-6	3-6	9-0	5-5	2-8	0-2	27-31	Penn State	3-6	5-3	3-5	6-3	4-6	6-3	0-1	26-30	N'Western	4-5	5-4	5-4	4-5	2-8	2-8	2-0	23-35	Rutgers	2-7	1-8	1-7	3-6	4-6	9-1	2-1	22-36
Year	Overall	Pct.	B10	Pct.	Attn.	Avg.																																																																																																																																																																																																																																																																																																																																																																																																																																																																																																																																																		
1967-68	11-2	.846	7-0	1.000	180,102	13,854																																																																																																																																																																																																																																																																																																																																																																																																																																																																																																																																																		
1968-69	11-0	1.000	7-0	1.000	155,298	14,118																																																																																																																																																																																																																																																																																																																																																																																																																																																																																																																																																		
1969-70	11-1	.917	6-1	.857	169,476	14,123																																																																																																																																																																																																																																																																																																																																																																																																																																																																																																																																																		
1970-71	9-4	.692	5-2	.714	175,240	13,480																																																																																																																																																																																																																																																																																																																																																																																																																																																																																																																																																		
1971-72	8-4	.667	3-4	.429	164,412	13,701																																																																																																																																																																																																																																																																																																																																																																																																																																																																																																																																																		
1972-73	10-2	.833	5-2	.714	154,788	12,899																																																																																																																																																																																																																																																																																																																																																																																																																																																																																																																																																		
1973-74	12-2	.857	7-0	1.000	174,244	12,446																																																																																																																																																																																																																																																																																																																																																																																																																																																																																																																																																		
1974-75	11-1	.917	8-1	.889	164,448	13,704																																																																																																																																																																																																																																																																																																																																																																																																																																																																																																																																																		
1975-76	8-5	.615	6-3	.667	169,390	13,030																																																																																																																																																																																																																																																																																																																																																																																																																																																																																																																																																		
1976-77	11-3	.786	8-1	.889	192,738	13,767																																																																																																																																																																																																																																																																																																																																																																																																																																																																																																																																																		
1977-78	11-1	.917	9-0	1.000	159,300	13,275																																																																																																																																																																																																																																																																																																																																																																																																																																																																																																																																																		
1978-79	15-2	.882	8-1	.889	231,795	13,635																																																																																																																																																																																																																																																																																																																																																																																																																																																																																																																																																		
1979-80	15-2	.882	8-1	.889	234,345	13,785																																																																																																																																																																																																																																																																																																																																																																																																																																																																																																																																																		
1980-81	12-3	.800	6-3	.667	197,910	13,194																																																																																																																																																																																																																																																																																																																																																																																																																																																																																																																																																		
1981-82	12-4	.750	6-3	.667	213,040	13,315																																																																																																																																																																																																																																																																																																																																																																																																																																																																																																																																																		
1982-83	13-1	.929	8-1	.889	188,608	13,472																																																																																																																																																																																																																																																																																																																																																																																																																																																																																																																																																		
1983-84	12-1	.923	8-1	.889	173,147	13,319																																																																																																																																																																																																																																																																																																																																																																																																																																																																																																																																																		
1984-85	12-4	.750	6-3	.667	202,784	12,674																																																																																																																																																																																																																																																																																																																																																																																																																																																																																																																																																		
1985-86	13-2	.867	7-2	.778	200,085	13,339																																																																																																																																																																																																																																																																																																																																																																																																																																																																																																																																																		
1986-87	12-1	.923	8-1	.889	183,599	14,123																																																																																																																																																																																																																																																																																																																																																																																																																																																																																																																																																		
1987-88	15-1	.938	9-0	1.000	218,384	13,649																																																																																																																																																																																																																																																																																																																																																																																																																																																																																																																																																		
1988-89	11-3	.786	6-3	.667	197,722	14,123																																																																																																																																																																																																																																																																																																																																																																																																																																																																																																																																																		
1989-90	12-1	.923	8-1	.889	180,843	13,911																																																																																																																																																																																																																																																																																																																																																																																																																																																																																																																																																		
1990-91	11-5	.688	6-3	.667	223,664	13,979																																																																																																																																																																																																																																																																																																																																																																																																																																																																																																																																																		
1991-92	13-5	.722	5-4	.556	242,370	13,465																																																																																																																																																																																																																																																																																																																																																																																																																																																																																																																																																		
1992-93	9-5	.643	4-5	.444	197,722	14,123																																																																																																																																																																																																																																																																																																																																																																																																																																																																																																																																																		
1993-94	13-1	.929	8-1	.889	197,722	14,123																																																																																																																																																																																																																																																																																																																																																																																																																																																																																																																																																		
1994-95	12-1	.923	8-1	.889	183,599	14,123																																																																																																																																																																																																																																																																																																																																																																																																																																																																																																																																																		
1995-96	13-1	.929	8-1	.889	197,722	14,123																																																																																																																																																																																																																																																																																																																																																																																																																																																																																																																																																		
1996-97	11-3	.786	7-2	.778	196,770	14,055																																																																																																																																																																																																																																																																																																																																																																																																																																																																																																																																																		
1997-98	13-1	.929	7-1	.875	197,722	14,123																																																																																																																																																																																																																																																																																																																																																																																																																																																																																																																																																		
1998-99	12-4	.750	4-4	.500	225,968	14,123																																																																																																																																																																																																																																																																																																																																																																																																																																																																																																																																																		
1999-00	12-2	.857	7-1	.875	194,152	13,868																																																																																																																																																																																																																																																																																																																																																																																																																																																																																																																																																		
2000-01	11-7	.611	4-4	.500	215,244	11,958																																																																																																																																																																																																																																																																																																																																																																																																																																																																																																																																																		
2001-02	11-4	.733	5-3	.625	178,020	11,868																																																																																																																																																																																																																																																																																																																																																																																																																																																																																																																																																		
2002-03	14-1	.933	7-1	.875	158,280	10,552																																																																																																																																																																																																																																																																																																																																																																																																																																																																																																																																																		
2003-04	9-5	.643	4-4	.500	163,814	11,701																																																																																																																																																																																																																																																																																																																																																																																																																																																																																																																																																		
2004-05	6-9	.400	3-5	.375	175,215	11,681																																																																																																																																																																																																																																																																																																																																																																																																																																																																																																																																																		
2005-06	9-5	.643	3-5	.375	149,618	10,687																																																																																																																																																																																																																																																																																																																																																																																																																																																																																																																																																		
2006-07	16-1	.941	7-1	.875	199,733	11,749																																																																																																																																																																																																																																																																																																																																																																																																																																																																																																																																																		
2007-08	16-1	.941	9-0	1.000	209,865	12,345																																																																																																																																																																																																																																																																																																																																																																																																																																																																																																																																																		
2008-09	15-3	.833	7-2	.778	246,744	13,708																																																																																																																																																																																																																																																																																																																																																																																																																																																																																																																																																		
2009-10	14-2	.875	7-2	.778	218,896	13,681																																																																																																																																																																																																																																																																																																																																																																																																																																																																																																																																																		
2010-11	16-0	1.000	9-0	1.000	222,659	13,916																																																																																																																																																																																																																																																																																																																																																																																																																																																																																																																																																		
2011-12	13-4	.765	5-4	.556	226,504	13,324																																																																																																																																																																																																																																																																																																																																																																																																																																																																																																																																																		
2012-13	12-7	.632	5-4	.556	225,286	11,857																																																																																																																																																																																																																																																																																																																																																																																																																																																																																																																																																		
2013-14	12-5	.706	4-5	.444	216,553	12,738																																																																																																																																																																																																																																																																																																																																																																																																																																																																																																																																																		
2014-15	14-3	.824	8-1	.889	195,884	11,523																																																																																																																																																																																																																																																																																																																																																																																																																																																																																																																																																		
2015-16	17-1	.944	8-1	.889	245,916	13,662																																																																																																																																																																																																																																																																																																																																																																																																																																																																																																																																																		
2016-17	15-2	.882	8-1	.889	234,930	13,819																																																																																																																																																																																																																																																																																																																																																																																																																																																																																																																																																		
2017-18	16-1	.941	8-1	.889	243,844	14,344																																																																																																																																																																																																																																																																																																																																																																																																																																																																																																																																																		
2018-19	15-0	1.000	10-0	1.000	217,005	14,467																																																																																																																																																																																																																																																																																																																																																																																																																																																																																																																																																		
2019-20	11-5	.688	6-4	.600	236,864	14,804																																																																																																																																																																																																																																																																																																																																																																																																																																																																																																																																																		
2020-21	5-0	1.000	2-0	1.000	1,100	220																																																																																																																																																																																																																																																																																																																																																																																																																																																																																																																																																		
Team	2015	2016	2017	2018	2019	2020	2021	Total																																																																																																																																																																																																																																																																																																																																																																																																																																																																																																																																																
Purdue	8-1	8-1	8-1	8-1	10-0	6-4	2-0	50-8																																																																																																																																																																																																																																																																																																																																																																																																																																																																																																																																																
Michigan St.	6-3	7-2	8-1	8-1	9-1	8-2	0-1	46-11																																																																																																																																																																																																																																																																																																																																																																																																																																																																																																																																																
Maryland	9-0	8-1	5-4	6-3	8-1	9-1	0-2	45-12																																																																																																																																																																																																																																																																																																																																																																																																																																																																																																																																																
Wisconsin	9-0	7-2	7-2	4-5	7-3	9-1	2-1	45-14																																																																																																																																																																																																																																																																																																																																																																																																																																																																																																																																																
Michigan	6-3	6-3	7-2	8-1	9-1	5-4	2-0	43-14																																																																																																																																																																																																																																																																																																																																																																																																																																																																																																																																																
Ohio State	7-2	7-2	4-5	8-1	5-5	8-2	2-0	41-17																																																																																																																																																																																																																																																																																																																																																																																																																																																																																																																																																
Iowa	6-3	7-2	7-2	3-6	6-4	9-1	2-0	40-18																																																																																																																																																																																																																																																																																																																																																																																																																																																																																																																																																
Indiana	6-3	9-0	5-4	6-3	5-5	7-3	1-1	39-19																																																																																																																																																																																																																																																																																																																																																																																																																																																																																																																																																
Illinois	7-2	3-6	5-4	3-6	5-4	8-2	3-0	34-24																																																																																																																																																																																																																																																																																																																																																																																																																																																																																																																																																
Minnesota	4-5	2-7	6-3	3-5	7-3	6-4	3-0	31-27																																																																																																																																																																																																																																																																																																																																																																																																																																																																																																																																																
Nebraska	5-4	3-6	3-6	9-0	5-5	2-8	0-2	27-31																																																																																																																																																																																																																																																																																																																																																																																																																																																																																																																																																
Penn State	3-6	5-3	3-5	6-3	4-6	6-3	0-1	26-30																																																																																																																																																																																																																																																																																																																																																																																																																																																																																																																																																
N'Western	4-5	5-4	5-4	4-5	2-8	2-8	2-0	23-35																																																																																																																																																																																																																																																																																																																																																																																																																																																																																																																																																
Rutgers	2-7	1-8	1-7	3-6	4-6	9-1	2-1	22-36																																																																																																																																																																																																																																																																																																																																																																																																																																																																																																																																																
<b>Loudest Crowds at Mackey Arena</b> (since 2009-10 season) <table><tr><td>122.3 dB</td><td>Indiana</td><td>Feb. 28, 2017</td></tr><tr><td>119.1 dB</td><td>[2] Ohio State</td><td>Feb. 20, 2011</td></tr><tr><td>118.2 dB</td><td>[8] Michigan State</td><td>Feb. 9, 2016</td></tr><tr><td>117.7 dB</td><td>Indiana</td><td>Feb. 27, 2020</td></tr><tr><td>116.9 dB</td><td>[3] Villanova</td><td>Nov. 14, 2016</td></tr><tr><td>116.8 dB</td><td>[5] Virginia</td><td>Dec. 4, 2019</td></tr><tr><td>116.8 dB</td><td>[4] West Virginia</td><td>Jan. 1, 2010</td></tr><tr><td>116.6 dB</td><td>Indiana</td><td>Jan. 28, 2015</td></tr></table>							122.3 dB	Indiana	Feb. 28, 2017	119.1 dB	[2] Ohio State	Feb. 20, 2011	118.2 dB	[8] Michigan State	Feb. 9, 2016	117.7 dB	Indiana	Feb. 27, 2020	116.9 dB	[3] Villanova	Nov. 14, 2016	116.8 dB	[5] Virginia	Dec. 4, 2019	116.8 dB	[4] West Virginia	Jan. 1, 2010	116.6 dB	Indiana	Jan. 28, 2015	<b>Overall Home Winning Streak</b> <table><tr><th>Dates</th><th>No.</th></tr><tr><td>Dec. 22, 1967 to Feb. 14, 1970</td><td>30</td></tr><tr><td>March 3, 2010 to Dec. 31, 2011</td><td>26</td></tr><tr><td>Jan. 8, 2017 to Jan. 31, 2018</td><td>21</td></tr><tr><td>Dec. 5, 1987 to Dec. 19, 1988</td><td>19</td></tr><tr><td>Feb. 18, 2018 to Nov. 6, 2019</td><td>18</td></tr><tr><td>Jan. 19, 1983 to Feb. 25, 1984</td><td>18</td></tr><tr><td colspan="2">► Since 1967-68 season.</td></tr></table>										Dates	No.	Dec. 22, 1967 to Feb. 14, 1970	30	March 3, 2010 to Dec. 31, 2011	26	Jan. 8, 2017 to Jan. 31, 2018	21	Dec. 5, 1987 to Dec. 19, 1988	19	Feb. 18, 2018 to Nov. 6, 2019	18	Jan. 19, 1983 to Feb. 25, 1984	18	► Since 1967-68 season.																																																																																																																																																																																																																																																																																																																																																																																																																																																																																																	
122.3 dB	Indiana	Feb. 28, 2017																																																																																																																																																																																																																																																																																																																																																																																																																																																																																																																																																						
119.1 dB	[2] Ohio State	Feb. 20, 2011																																																																																																																																																																																																																																																																																																																																																																																																																																																																																																																																																						
118.2 dB	[8] Michigan State	Feb. 9, 2016																																																																																																																																																																																																																																																																																																																																																																																																																																																																																																																																																						
117.7 dB	Indiana	Feb. 27, 2020																																																																																																																																																																																																																																																																																																																																																																																																																																																																																																																																																						
116.9 dB	[3] Villanova	Nov. 14, 2016																																																																																																																																																																																																																																																																																																																																																																																																																																																																																																																																																						
116.8 dB	[5] Virginia	Dec. 4, 2019																																																																																																																																																																																																																																																																																																																																																																																																																																																																																																																																																						
116.8 dB	[4] West Virginia	Jan. 1, 2010																																																																																																																																																																																																																																																																																																																																																																																																																																																																																																																																																						
116.6 dB	Indiana	Jan. 28, 2015																																																																																																																																																																																																																																																																																																																																																																																																																																																																																																																																																						
Dates	No.																																																																																																																																																																																																																																																																																																																																																																																																																																																																																																																																																							
Dec. 22, 1967 to Feb. 14, 1970	30																																																																																																																																																																																																																																																																																																																																																																																																																																																																																																																																																							
March 3, 2010 to Dec. 31, 2011	26																																																																																																																																																																																																																																																																																																																																																																																																																																																																																																																																																							
Jan. 8, 2017 to Jan. 31, 2018	21																																																																																																																																																																																																																																																																																																																																																																																																																																																																																																																																																							
Dec. 5, 1987 to Dec. 19, 1988	19																																																																																																																																																																																																																																																																																																																																																																																																																																																																																																																																																							
Feb. 18, 2018 to Nov. 6, 2019	18																																																																																																																																																																																																																																																																																																																																																																																																																																																																																																																																																							
Jan. 19, 1983 to Feb. 25, 1984	18																																																																																																																																																																																																																																																																																																																																																																																																																																																																																																																																																							
► Since 1967-68 season.																																																																																																																																																																																																																																																																																																																																																																																																																																																																																																																																																								
<b>Non-Conference Home Win Streak</b> <table><tr><th>Dates</th><th>No.</th></tr><tr><td>Dec. 6, 2008 to Dec. 20, 2011</td><td>27</td></tr><tr><td>Dec. 15, 1991 to Nov. 24, 1996</td><td>27</td></tr><tr><td>Nov. 19, 2005 to Dec. 17, 2007</td><td>21</td></tr><tr><td>Nov. 18, 2016 to Nov. 6, 2019</td><td>20</td></tr><tr><td>Dec. 6, 1996 to Dec. 12, 1998</td><td>18</td></tr><tr><td>Nov. 30, 2001 to Dec. 20, 2003</td><td>17</td></tr><tr><td colspan="2">► Since 1967-68 season.</td></tr></table>							Dates	No.	Dec. 6, 2008 to Dec. 20, 2011	27	Dec. 15, 1991 to Nov. 24, 1996	27	Nov. 19, 2005 to Dec. 17, 2007	21	Nov. 18, 2016 to Nov. 6, 2019	20	Dec. 6, 1996 to Dec. 12, 1998	18	Nov. 30, 2001 to Dec. 20, 2003	17	► Since 1967-68 season.		<b>Big Ten Conference Home Win Streak</b> <table><tr><th>Dates</th><th>No.</th></tr><tr><td>Jan. 6, 1968 to Feb. 14, 1970</td><td>19</td></tr><tr><td>Feb. 18, 2018 to Jan. 12, 2020</td><td>15</td></tr><tr><td>Jan. 22, 1987 to March 12, 1988</td><td>14</td></tr><tr><td>Jan. 19, 1983 to Feb. 25, 1984</td><td>14</td></tr><tr><td>Feb. 7, 2007 to March 1, 2008</td><td>13</td></tr><tr><td>Jan. 27, 1979 to Feb. 16, 1980</td><td>13</td></tr><tr><td>Jan. 5, 1974 to Feb. 15, 1975</td><td>13</td></tr><tr><td colspan="2">► Since 1967-68 season.</td></tr></table>										Dates	No.	Jan. 6, 1968 to Feb. 14, 1970	19	Feb. 18, 2018 to Jan. 12, 2020	15	Jan. 22, 1987 to March 12, 1988	14	Jan. 19, 1983 to Feb. 25, 1984	14	Feb. 7, 2007 to March 1, 2008	13	Jan. 27, 1979 to Feb. 16, 1980	13	Jan. 5, 1974 to Feb. 15, 1975	13	► Since 1967-68 season.																																																																																																																																																																																																																																																																																																																																																																																																																																																																																																							
Dates	No.																																																																																																																																																																																																																																																																																																																																																																																																																																																																																																																																																							
Dec. 6, 2008 to Dec. 20, 2011	27																																																																																																																																																																																																																																																																																																																																																																																																																																																																																																																																																							
Dec. 15, 1991 to Nov. 24, 1996	27																																																																																																																																																																																																																																																																																																																																																																																																																																																																																																																																																							
Nov. 19, 2005 to Dec. 17, 2007	21																																																																																																																																																																																																																																																																																																																																																																																																																																																																																																																																																							
Nov. 18, 2016 to Nov. 6, 2019	20																																																																																																																																																																																																																																																																																																																																																																																																																																																																																																																																																							
Dec. 6, 1996 to Dec. 12, 1998	18																																																																																																																																																																																																																																																																																																																																																																																																																																																																																																																																																							
Nov. 30, 2001 to Dec. 20, 2003	17																																																																																																																																																																																																																																																																																																																																																																																																																																																																																																																																																							
► Since 1967-68 season.																																																																																																																																																																																																																																																																																																																																																																																																																																																																																																																																																								
Dates	No.																																																																																																																																																																																																																																																																																																																																																																																																																																																																																																																																																							
Jan. 6, 1968 to Feb. 14, 1970	19																																																																																																																																																																																																																																																																																																																																																																																																																																																																																																																																																							
Feb. 18, 2018 to Jan. 12, 2020	15																																																																																																																																																																																																																																																																																																																																																																																																																																																																																																																																																							
Jan. 22, 1987 to March 12, 1988	14																																																																																																																																																																																																																																																																																																																																																																																																																																																																																																																																																							
Jan. 19, 1983 to Feb. 25, 1984	14																																																																																																																																																																																																																																																																																																																																																																																																																																																																																																																																																							
Feb. 7, 2007 to March 1, 2008	13																																																																																																																																																																																																																																																																																																																																																																																																																																																																																																																																																							
Jan. 27, 1979 to Feb. 16, 1980	13																																																																																																																																																																																																																																																																																																																																																																																																																																																																																																																																																							
Jan. 5, 1974 to Feb. 15, 1975	13																																																																																																																																																																																																																																																																																																																																																																																																																																																																																																																																																							
► Since 1967-68 season.																																																																																																																																																																																																																																																																																																																																																																																																																																																																																																																																																								
<b>What People Say About Mackey Arena</b>																																																																																																																																																																																																																																																																																																																																																																																																																																																																																																																																																								
• "Haven't been to a game in Mackey Arena as a fan in a long, long time. I forgot it's basically the perfect college basketball arena in every way." -- Mark Titus (@ClubTrillion) -- Contributor to Ringer.com and author; Former Ohio State player																																																																																																																																																																																																																																																																																																																																																																																																																																																																																																																																																								
• "Few things feel as helpless as being on the visitor's bench when Purdue gets rolling at Mackey Arena." -- Mark Titus (@ClubTrillion) -- Contributor to Ringer.com and author; Former Ohio State player																																																																																																																																																																																																																																																																																																																																																																																																																																																																																																																																																								
• "Michigan State just got manhandled by Purdue in West Lafayette. Mackey Arena ain't no joke." -- Jeff Goodman (@GoodmanHoops) -- College Basketball Analyst / Stadium.com																																																																																																																																																																																																																																																																																																																																																																																																																																																																																																																																																								
• "I once asked a coach what was needed to win a game there and he responded with 'earplugs'. -- Jon Rothstein (@JonRothstein) -- College Hoops Today																																																																																																																																																																																																																																																																																																																																																																																																																																																																																																																																																								
• "Mackey Arena is one of the underrated, great environments in basketball. Does not get the attention it deserves for a place that absolutely rocks." -- Dan Shulman (@DShulman_ESPN) -- ESPN play-by-play announcer																																																																																																																																																																																																																																																																																																																																																																																																																																																																																																																																																								
• "There is a possibility that Mackey Arena at Purdue is the loudest venue in college hoops. It kinda hurts to work here actually." -- Dave Flemming (@FlemmingDave) -- ESPN play-by-play announcer																																																																																																																																																																																																																																																																																																																																																																																																																																																																																																																																																								
• "I think this is the best atmosphere in college basketball. The sound in here is just deafening for opponents." -- Andy Katz (@TheAndyKatz) -- NCAA.com																																																																																																																																																																																																																																																																																																																																																																																																																																																																																																																																																								
• "This is one of the top five environments in college basketball. Anyone that has been here knows that." -- Dan Dakich (@dandakich) -- ESPN color announcer																																																																																																																																																																																																																																																																																																																																																																																																																																																																																																																																																								
• "The atmosphere at Mackey Arena is one of the best I've ever been in. This place rivals anything I have ever seen. Just an incredible home crowd." -- Chris Holtmann -- Ohio State University head coach																																																																																																																																																																																																																																																																																																																																																																																																																																																																																																																																																								
• "I'll be surprised if anybody beats this team in this building. It's one of the toughest environments I've ever seen." -- David Padgett -- University of Louisville interim head coach																																																																																																																																																																																																																																																																																																																																																																																																																																																																																																																																																								
• "I feel like I say this every time Purdue plays a big home game but Mackey is a legitimately terrifying place." -- Eamonn Brennan (@eamonnbrennan) -- ESPN.com																																																																																																																																																																																																																																																																																																																																																																																																																																																																																																																																																								
• "Our teams never won there. Crazy atmosphere! There are some environments that can't be replicated and Mackey Arena is one of them." -- Kenyon Murray (@PHawkKenyon) -- Former Iowa basketball player																																																																																																																																																																																																																																																																																																																																																																																																																																																																																																																																																								
• "Have said this for years: Mackey Arena has a case for most-intimidating atmosphere in the league when it's rolling. Tonight, it's rolling." -- Zach Osterman (@ZachOsterman) -- Indiana beat writer for Indy Star																																																																																																																																																																																																																																																																																																																																																																																																																																																																																																																																																								
• "Look up intimidation in the dictionary and you'll find a picture of Mackey Arena." -- Loren Tate (@Tatelines) -- Champaign News-Gazette																																																																																																																																																																																																																																																																																																																																																																																																																																																																																																																																																								
<b>Record vs. Big Ten Opponents</b>																																																																																																																																																																																																																																																																																																																																																																																																																																																																																																																																																								
<table><tr><th>Opponent</th><th>Record</th><th>Opponent</th><th>Record</th></tr><tr><td>Nebraska</td><td>7-0</td><td>Indiana</td><td>34-12</td></tr><tr><td>Rutgers</td><td>6-1</td><td>Illinois</td><td>33-12</td></tr><tr><td>Penn State</td><td>21-3</td><td>Michigan State</td><td>32-14</td></tr><tr><td>Wisconsin</td><td>41-4</td><td>Michigan</td><td>30-17</td></tr><tr><td>Northwestern</td><td>42-6</td><td>Ohio State</td><td>29-18</td></tr><tr><td>Minnesota</td><td>41-7</td><td>Maryland</td><td>4-1</td></tr><tr><td>Iowa</td><td>35-11</td><td></td><td></td></tr></table>	Opponent	Record	Opponent	Record	Nebraska	7-0	Indiana	34-12	Rutgers	6-1	Illinois	33-12	Penn State	21-3	Michigan State	32-14	Wisconsin	41-4	Michigan	30-17	Northwestern	42-6	Ohio State	29-18	Minnesota	41-7	Maryland	4-1	Iowa	35-11																																																																																																																																																																																																																																																																																																																																																																																																																																																																																																																										
Opponent	Record	Opponent	Record																																																																																																																																																																																																																																																																																																																																																																																																																																																																																																																																																					
Nebraska	7-0	Indiana	34-12																																																																																																																																																																																																																																																																																																																																																																																																																																																																																																																																																					
Rutgers	6-1	Illinois	33-12																																																																																																																																																																																																																																																																																																																																																																																																																																																																																																																																																					
Penn State	21-3	Michigan State	32-14																																																																																																																																																																																																																																																																																																																																																																																																																																																																																																																																																					
Wisconsin	41-4	Michigan	30-17																																																																																																																																																																																																																																																																																																																																																																																																																																																																																																																																																					
Northwestern	42-6	Ohio State	29-18																																																																																																																																																																																																																																																																																																																																																																																																																																																																																																																																																					
Minnesota	41-7	Maryland	4-1																																																																																																																																																																																																																																																																																																																																																																																																																																																																																																																																																					
Iowa	35-11																																																																																																																																																																																																																																																																																																																																																																																																																																																																																																																																																							



## HEAD COACH MATT PAINTER

► **Record at Purdue:** 344-179 (.658) / 16th year | **Career Record:** 369-184 (.667) / 17th year

- With five Sweet 16 appearances, 11 NCAA Tournament berths, three Big Ten regular-season championships, a Big Ten Tournament title, an Elite Eight and an international gold medal on his résumé, 16th-year head coach Matt Painter is widely regarded as one of the brightest young minds in all of college basketball.
- He was voted by his peers as the NABC National Coach of the Year after leading a team that started with a 6-5 record to the 2019 Elite Eight.
- Painter was named the 2019 Big Ten Coach of the Year and has led Purdue to three straight Sweet 16 appearances.
- Painter affirmed his long-term commitment to Purdue in October of 2018, agreeing to a two-year extension that will keep him in West Lafayette through at least the 2023-24 season. The deal features five, one-year extensions that go into effect through the 2028-29 season. Following the 2029 season, Painter will still only be 58 years old.
- Painter enters the 2020-21 season third on the school's all-time wins list (337) behind legendary mentors, Gene Keady and Ward "Piggy" Lambert, both of whom have been inducted into the College Basketball Hall of Fame.
- Has averaged almost 23 wins a season in his 15 years at Purdue. If you don't include the first transitional year (9-19 record), the average balloons to 24.0 wins per year over the last 14 seasons.
- Has won at least 25 games in nine of his 16 seasons as a collegiate head coach.
- Painter's four Big Ten Coach of the Year honors are the third most in league history (Gene Keady - 7; Bobby Knight - 5; Bo Ryan - 4).
- Painter has averaged 11.1 wins per year in conference play, the fifth-best average in Big Ten Conference history.
- Is one of just four active coaches to have won a Big Ten championship.
- Painter's 11 NCAA Tournaments in the last 14 years are the eighth most in the country.
- Purdue's five Sweet 16 appearances in the last 12 years are the ninth most nationally.
- Coach Painter's 12 NCAA Tournaments are the most for a coach nationally under the age of 55 (as of April 1, 2021 - Painter is 50 years old).
- Purdue has finished first or second in Big Ten play in seven of Painter's last 13 years.
- Has had 63 Academic All-Big Ten honorees in his 15 previous years at Purdue.
- Lastly, the five winningest classes in school history have come during the Painter era (2019, 2018, 2012, 2011, 2010).

## YEAR-BY-YEAR COACHING RECORD

Year	School	Overall	Pct.	Conf.	Pct.	Postseason
2003-04	Southern Illinois	25-5	.833	17-1	.944	NCAA (0-1)
2005-06	Purdue	9-19	.321	3-13	.188	
2006-07	Purdue	22-12	.647	9-7	.563	NCAA (1-1)
2007-08	Purdue	25-9	.735	15-3	.833	NCAA (1-1)
2008-09	Purdue	27-10	.730	11-7	.611	NCAA (2-1)
2009-10	Purdue	29-6	.829	14-4	.778	NCAA (2-1)
2010-11	Purdue	26-8	.765	14-4	.778	NCAA (1-1)
2011-12	Purdue	22-13	.629	10-8	.556	NCAA (1-1)
2012-13	Purdue	16-18	.471	8-10	.444	CBI (1-1)
2013-14	Purdue	15-17	.469	5-13	.278	
2014-15	Purdue	21-13	.618	12-6	.667	NCAA (0-1)
2015-16	Purdue	26-9	.743	12-6	.667	NCAA (0-1)
2016-17	Purdue	27-8	.771	14-4	.778	NCAA (2-1)
2017-18	Purdue	30-7	.811	15-3	.833	NCAA (2-1)
2018-19	Purdue	26-10	.722	16-4	.800	NCAA (3-1)
2019-20	Purdue	16-15	.516	9-11	.450	
2020-21	Purdue	7-4	.636	2-3	.400	
Southern Illinois (1)		25-5	.833	17-1	.944	1 NCAA (0-1)
Purdue (16th)		344-179	.658	169-106	.615	11 NCAA (15-11)
Career (17th)		369-184	.667	186-107	.635	12 NCAA (15-12)
Postseason Record		27-26	.509			
MVC Tournament		1-1	.500			
Big Ten Tournament		11-13	.458			
NCAA Tournament		15-12	.556			
CBI Invitational		1-1	.500			

## MISCELLANEOUS

## MILESTONE VICTORIES

Win	Score	Opponent	Date
1	67-62	Wyoming	11-22-03
26	82-75	Wofford (1st win at Purdue)	11-19-05
50	62-38	Michigan State	2-7-07
100	49-45	Iowa	2-14-09
150	82-69	Northwestern	12-31-10
200	89-73	Minnesota	3-9-13
225	72-68	Minnesota (200th win at Purdue)	12-31-14
250	61-55	Wisconsin	12-29-15
300	86-61	IUPUI	12-10-17
325	84-46	Robert Morris (300th win at Purdue)	11-23-18
350	59-56	[20] VCU	11-29-19

## PAINTER'S HOME RECORD AT PURDUE

Year	Non-Conf.	Big Ten	Overall
2005-06	6-0	3-5	9-5
2006-07	9-0	7-1	16-1
2007-08	7-1	9-0	16-1
2008-09	8-1	7-2	15-3
2009-10	7-0	7-2	14-2
2010-11	7-0	9-0	16-0
2011-12	8-0	5-4	13-4
2012-13	7-3	5-4	12-7
2013-14	8-0	4-5	12-5
2014-15	6-2	8-1	14-3
2015-16	9-0	8-1	17-1
2016-17	7-1	8-1	15-2
2017-18	8-0	8-1	16-1
2018-19	5-0	10-0	15-0
2019-20	5-1	6-4	11-5
2020-21	3-0	2-0	5-0
<b>TOTALS</b>	<b>110-9</b> <b>(.924)</b>	<b>106-31</b> <b>(.774)</b>	<b>216-40</b> <b>(.844)</b>

## ABOUT HEAD COACH MATT PAINTER

<b>Born</b>	Aug. 27, 1970
<b>Hometown</b>	Muncie, Indiana
<b>High School</b>	Delta High School
<b>Degree</b>	Purdue (1993); sociology
<b>Master's</b>	Eastern Illinois (1998); athletics administration

## COACHING EXPERIENCE

Years	School, Position
<b>1993-94</b>	Wash. & Jefferson, asst. coach
<b>1994-95</b>	Barton College, asst. coach
<b>1995-98</b>	Eastern Illinois, asst. coach
<b>1998-03</b>	Southern Illinois, asst. coach
<b>2003-04</b>	Southern Illinois, head coach
<b>2004-05</b>	Purdue, associate head coach
<b>2006-pres.</b>	Purdue, head coach

## PLAYING EXPERIENCE

Years	
<b>1990-93</b>	Purdue (Honorable mention All-Big Ten, 1993)

## COACHING HONORS

<b>2004</b>	Missouri Valley Coach of the Year
<b>2004</b>	District V Coach of the Year (USBWA)
<b>2008</b>	Big Ten Coach of the Year
<b>2008</b>	District V Coach of the Year (USBWA)
<b>2008</b>	District 10 Coach of the Year (NABC)
<b>2010</b>	Big Ten Coach of the Year
<b>2010</b>	District V Coach of the Year (USBWA)
<b>2010</b>	District 7 Coach of the Year (NABC)
<b>2011</b>	Big Ten Coach of the Year
<b>2011</b>	District V Coach of the Year (USBWA)
<b>2011</b>	District 7 Coach of the Year (NABC)
<b>2017</b>	District V Coach of the Year (USBWA)
<b>2019</b>	NABC National Coach of the Year
<b>2019</b>	Big Ten Coach of the Year
<b>2019</b>	District V Coach of the Year (USBWA)
<b>2019</b>	District 7 Coach of the Year (NABC)

## COACHING TREE

• <b>Dru Anthrop</b>	Los Angeles Lakers (video coordinator)
• <b>Luke Brennenman</b>	Mercer (director of operations)
• <b>Joey Brooks</b>	Nicholls State (assistant coach)
• <b>D.J. Byrd</b>	Mercer (assistant coach)
• <b>Tarrance Crump</b>	Missouri (graduate assistant)
• <b>Greg Gary</b>	Mercer (head coach)
• <b>Kenneth Lowe</b>	Miami, Ohio (assistant coach)
• <b>Paul Lusk</b>	Creighton (assistant coach)
• <b>Cuonzo Martin</b>	Missouri (head coach)
• <b>Cowan Olinger</b>	Miami, Ohio (director of operations)
• <b>Jack Owens</b>	Miami, Ohio (head coach)
• <b>Rick Ray</b>	Colorado (assistant coach)
• <b>J.R. Reynolds</b>	Miami, Ohio (assistant coach)
• <b>Ryne Smith</b>	Incarinate Word (assistant coach)
• <b>P.J. Thompson</b>	Purdue (graduate assistant)

## NBA DRAFT PICKS UNDER PAINTER

2007	Carl Landry, 31st to Seattle
2011	JaJuan Johnson, 27th to Boston via New Jersey
2011	E'Twaun Moore, 55th overall to Boston
2012	Robbie Hummel, 58th to Minnesota
2016	A.J. Hammons, 46th to Dallas
2017	Caleb Swanigan, 26th to Portland
2018	Vince Edwards, 52nd to Houston via Utah
2019	Carsen Edwards, 33rd to Boston via Philadelphia

## ALL-AMERICANS UNDER PAINTER

2010	Robbie Hummel, 2nd (NABC) / HM (AP)
2010	E'Twaun Moore, HM (AP)
2011	JaJuan Johnson, Consensus
2011	E'Twaun Moore, 3rd (NABC) / HM (AP)
2012	Robbie Hummel, HM (AP)
2016	A.J. Hammons, HM (AP)
2017	Caleb Swanigan, Consensus
2018	Carsen Edwards, 2nd (NABC) / 3rd (Sporting News)
2018	Isaac Haas, HM (AP)
2019	Carsen Edwards, Consensus (2nd team)

GAME 13 // PURDUE vs. NEBRASKA // JANUARY 5, 2021

WINS OVER TOP-25 TEAMS (50)				PAINTER AMONG THE NATION'S BEST												
Date	Opponent	Site	Score	WINS PER SEASON IN BIG TEN PLAY												
2-11-06	[22] Michigan	Home	84-70	Avg.	Coach	School	Wins	Years								
11-29-06	[25] Virginia	Home	61-59	12.3	Bo Ryan	Wisconsin	172	2002-15								
2-15-07	[24] Indiana	Home	81-68	12.2	Bob Knight	Indiana	353	1972-00								
12-15-07	[22] Louisville	Indianapolis, Ind.	67-59	12.1	Tom Izzo	Michigan State	302	1996-pres.								
1-26-08	[11] Wisconsin	Home	60-56	11.5	Thad Matta	Ohio State	150	2005-17								
2-9-08	[8] Wisconsin	Away	72-67	11.1	Matt Painter	Purdue	167	2006-pres.								
2-12-08	[10] Michigan State	Home	60-54	10.6	Gene Keady	Purdue	265	1981-05								
12-20-08	[22] Davidson	Indianapolis, Ind.	76-58	* - Minimum 100 wins. / Through 2019-20 season.												
1-22-09	[21] Minnesota	Away	70-62	ACTIVE BIG TEN COACHES TO WIN A CHAMPIONSHIP												
2-17-09	[6] Michigan State	Home	72-54	Coach	School	RS	Tourn.									
3-21-09	[15] Washington	Portland, Ore. (NCAA)	76-74	Tom Izzo	Michigan State	10	6									
11-23-09	[9] Tennessee	St. Thomas, US Virgin Islands	73-72	Matt Painter	Purdue	3	1									
1-1-10	[6] West Virginia	Home	77-62	Greg Gard	Wisconsin	1										
1-28-10	[16] Wisconsin	Home	60-57	Mark Turgeon	Maryland	1										
2-9-10	[10] Michigan State	Away	76-64	NCAA TOURNAMENTS BY BIG TEN COACHES												
2-17-10	[9] Ohio State	Away	60-57	App.	Coach	Current School	Total Yrs.									
3-21-10	[23] Texas AGM	Spokane, Wash. (NCAA)	63-61	22	Tom Izzo	Michigan State	25									
1-22-11	[17] Michigan State	Home	86-76	12	Matt Painter	Purdue	16									
1-29-11	[16] Minnesota	Home	73-61	9	Mark Turgeon	Maryland	20									
2-16-11	[10] Wisconsin	Home	70-62	9	Fran McCaffery	Iowa	24									
2-20-11	[2] Ohio State	Home	76-63	5	Chris Holtmann	Ohio State	9									
2-25-12	[11] Michigan	Away	75-61	4	Fred Hoiberg	Nebraska	6									
3-16-12	[24] Saint Mary's	Omaha, Neb. (NCAA)	72-69	4	Brad Underwood	Illinois	7									
1-2-13	[11] Illinois	Home	68-61	4	Archie Miller	Indiana	9									
3-3-13	[17] Wisconsin	Away	69-56	3	Greg Gard	Wisconsin	5									
1-24-15	[25] Iowa	Home	67-63	2	Jim Ferry	Penn State	15									
1-28-15	[22] Indiana	Home	83-67	2	Richard Pitino	Minnesota	8									
2-4-15	[20] Ohio State	Home	60-58	1	Chris Collins	Northwestern	7									
2-6-16	[8] Michigan State	Home	82-81	0	Steve Pikiell	Rutgers	15									
2-27-16	[10] Maryland	Home	83-79	0	Juwan Howard	Michigan	1									
12-17-16	[21] Notre Dame	Indianapolis, Ind.	86-81	* - While coaching at all schools. / Entering 2020-21 season.												
1-8-17	[13] Wisconsin	Home	66-55	WINS AT PURDUE												
2-1-17	[25] Northwestern	Home	80-59	Coach	Yrs.	Gms.	W									
2-4-17	[17] Maryland	Away	73-72	Gene Keady	25	782	512									
3-18-17	[17] Iowa State	Milwaukee, Wis. (NCAA)	80-76	Ward Lambert	29	523	371									
11-24-17	[2] Arizona	Paradise Island, Bahamas	89-64	Matt Painter	16th	523	344									
11-28-17	[17] Louisville	Home	66-57				179									
1-25-18	[25] Michigan	Home	92-88	GAMES COACHED AT PURDUE												
12-6-18	[23] Maryland	Home	62-60	Coach	Yrs.	Gms.	W									
1-3-19	[25] Iowa	Home	86-70	Gene Keady	25	782	512									
1-19-19	[25] Indiana	Home	70-55	Matt Painter	16th	523	344									
1-27-19	[6] Michigan State	Home	73-63	Ward Lambert	29	523	371									
3-23-19	[23] Villanova	Hartford, Conn. (NCAA)	87-61				152									
3-28-19	[6] Tennessee	Louisville, Ky. (NCAA)	99-94				179									
11-29-19	[20] VCU	Destin, Fla.	59-56													
12-4-19	[5] Virginia	Home	69-40	Coach	Yrs.	Gms.	W									
1-12-20	[8] Michigan State	Home	71-42	Gene Keady	25	782	512									
2-5-20	[17] Iowa	Home	104-68	Matt Painter	16th	523	344									
3-3-20	[18] Iowa	Away	77-68	Ward Lambert	29	523	371									
12-16-20	[20] Ohio State	Home	67-60				152									
Most wins vs. ranked team:				Michigan State - 7												
Best record (min. 4 games):				Wisconsin (6-7, 429)												
Worst record (min. 4 games):				Ohio State (4-12, 250)												
RECORD BREAKDOWN																
Year	Overall	Big Ten	Non-Con.*	B1G Tour.	NCAAs	Home	Road	Neutral	vs. Top-25	Unranked	Nov.	Dec.	Jan.	Feb.	March	Longest W Streak
	W-L	W-L	W-L	W-L	W-L	W-L	W-L	W-L	W-L	W-L	W-L	W-L	W-L	W-L	W-L	
2005-06	9-19	3-13	6-5	0-1	0-0	9-5	0-11	0-3	1-7	8-12	2-2	4-3	1-7	2-4	0-3	3 (Dec. 17-28)
2006-07	22-12	9-7	11-3	1-1	1-1	16-1	2-7	4-4	2-7	20-5	5-1	6-2	3-5	5-2	3-2	6 (Nov. 21-Dec. 9)
2007-08	25-9	15-3	9-4	0-1	1-1	16-1	6-5	3-3	4-4	21-5	3-1	6-3	7-1	6-1	3-3	11 (Jan. 12-Feb. 16)
2008-09	27-10	11-7	11-2	3-0	2-1	15-3	5-5	7-2	4-5	23-5	5-1	6-2	6-1	5-3	5-3	6 (Two Times)
2009-10	29-6	14-4	12-0	1-1	2-1	14-2	8-2	7-2	6-3	23-3	5-0	7-0	6-3	6-1	5-2	14 (Nov. 13-Jan. 5)
2010-11	26-8	14-4	11-2	0-1	1-1	16-0	7-5	3-3	4-2	22-6	5-1	8-0	5-3	6-1	2-3	10 (Dec. 1-Jan. 9)
2011-12	22-13	10-8	10-3	1-1	1-1	13-4	5-5	4-4	2-10	20-3	7-1	5-2	3-4	5-3	2-3	4 (Nov. 11-18)
2012-13	16-18	8-10	7-6	0-1	0-0	12-7	4-7	0-4	2-8	14-10	3-3	3-3	5-4	2-5	3-3	3 (Two Times)
2013-14	15-17	5-13	10-3	0-1	0-0	12-5	2-8	1-4	0-9	15-8	5-2	5-2	3-4	2-5	0-4	5 (Nov. 8-24)
2014-15	21-13	12-6	8-5	1-1	0-1	14-3	4-6	3-4	3-4	18-9	5-1	4-4	5-3	5-1	2-4	4 (Two Times)
2015-16	26-9	12-6	12-1	2-1	0-1	17-1	5-5	4-3	2-5	24-4	6-0	7-1	6-3	3-3	4-2	11 (Nov. 13-Dec. 12)
2016-17	27-8	14-4	11-2	0-1	2-1	15-2	6-4	6-2	5-3	22-5	5-2	7-0	5-3	7-1	3-2	7 (Dec. 3-28)
2017-18	30-7	15-3	11-2	2-1	2-1	16-1	8-2	6-4	3-4	27-3	6-2	7-0	9-0	4-3	4-2	19 (Nov. 24-Feb. 3)
2018-19	26-10	16-4	7-4	0-1	3-1	15-0	6-6	5-4	6-6	20-4	5-2	3-3	7-1	6-1	5-3	8 (Jan. 11-Feb. 9)
2019-20	16-15	9-11	7-4	CANC.	CANC.	11-5	4-8	1-2	5-6	11-9	4-3	4-2	3-5	4-4	1-1	3 (Twice)
2020-21	7-5	2-3	5-2			5-0	0-4	2-1	1-3	6-2	1-1	6-3	0-1			3 (Dec. 12-19)
TOTALS	344-179	169-106	148-48	11-13	15-11	216-40	72-90	56-49	50-86	294-93	72-23	88-30	74-48	68-38	42-40	19 games
PCT.	.658	.615	.755	.458	.577	.844	.444	.533	.368	.760	.758	.746	.607	.642	.512	
STREAK	L-2	L-2	W-2	L-2	L-1	W-5	L-4	W-1	L-3	W-3	L-1	L-1	L-2	W-1	L-1	
* - Denotes regular-season non-conference play. Does not include postseason opponents.																
PURDUESPORTS.COM   @BOILERBALL																

NCAA DIVISION I ACTIVE WINS LIST (55 or younger)

Wins	Coach	School	Age*	Wins / Yr.**
427	Tommy Amaker	Harvard	55	18.6
420	Jamie Dixon	TCU	55	24.2
412	Sean Miller	Arizona	52	25.3
390	Tom Crean	Georgia	55	19.2
389	Mick Cronin	UCLA	49	22.6
372	Scott Drew	Baylor	50	20.2
369	Matt Painter	Purdue	50	22.6
360	Travis Ford	Saint Louis	51	17.7
359	Brad Brownell	Clemson	52	19.6
351	Tony Bennett	Virginia	51	24.8

► Through games played Dec. 30.

\* - Min. 5 years as D-I coach // age as of April 1, 2021.

\*\* - Wins per year entering the 2020-21 season.

MOST APPEARANCES IN NCAA TOURNAMENT\*

NCAAs	Coach	School	Age*	Yrs.
35	Mike Krzyzewski	Duke	74	46
34	Jim Boeheim	Syracuse	76	45
29	Roy Williams	North Carolina	70	33
24	Rick Barnes	Tennessee	66	34
24	Bob Huggins	West Virginia	67	36
22	Tom Izzo	Michigan State	66	26
21	Bill Self	Kansas	58	28
20	Mark Few	Gonzaga	58	22
20	John Calipari	Kentucky	62	29
18	Tubby Smith	High Point	69	30
18	Lon Kruger	Oklahoma	68	35
16	Jay Wright	Villanova	59	27
14	Mike Brey	Notre Dame	62	26
14	Dana Altman	Oregon	62	33
12	Matt Painter	Purdue	50	17
12	Bruce Weber	Kansas State	64	23
11	Sean Miller	Arizona	52	17
11	Jamie Dixon	TCU	55	18

► Entering 2020-21 season.

\* - Active coaches // age as of April 1, 2021

## 2020-21 RESULTS / LEADERS

Overall Record: 7-5      Home: 5-0      Away: 0-4      Neutral: 2-1  
 Big Ten Record: 2-3      Home: 2-0      Away: 0-3

Date		Opponent	W/L	Score	High Scorer	High Rebounds	High Assists	High Steals	High Blocks	Attend.
Nov. 25	1	vs. Liberty	W	77-64	Edey (19)	Williams (11)	Stefanovic, Williams (5)	Five Players (1)	Newman, Williams (1)	—
Nov. 26	1	vs. Clemson	L	70-81	Edey (17)	Edey, Williams (8)	Morton (5)	Newman (2)	Edey (2)	—
Dec. 1		Oakland	W	93-50	Newman (21)	Williams (14)	Stefanovic (7)	Four Players (1)	Williams (1)	200
Dec. 4		Valparaiso	W	68-61	Stefanovic (19)	Williams (11)	Stefanovic, Wheeler (3)	Gillis (2)	Edey (1)	200
Dec. 8	2	at Miami	L	54-58	Edey (15)	Williams (7)	Gillis (3)	Newman, Williams (2)	Wheeler (2)	—
Dec. 12		Indiana State	W	80-68	Williams (30)	Wheeler (13)	Hunter Jr. (5)	Three Players (1)	Wheeler (4)	200
Dec. 16	*	[20] Ohio State	W	67-60	Williams (16)	Williams (9)	Williams (8)	Wheeler (3)	Edey (2)	250
Dec. 19	3	vs. Notre Dame	W	88-78	Hunter Jr., Stefanovic (18)	Gillis (9)	Hunter Jr. (8)	Hunter Jr. (3)	Newman, Stefanovic (1)	—
Dec. 22	*	at [4] Iowa	L	55-70	Williams (14)	Williams (9)	Hunter Jr. (5)	Six Players (1)	Williams (3)	536
Dec. 25	*	Maryland	W	73-70	Newman (17)	Williams (8)	Ivey (4)	Three Players (1)	Edey (2)	250
Dec. 29	*	at [14] Rutgers	L	76-81	Williams (21)	Williams (12)	Gillis, Newman (3)	Stefanovic, Wheeler (1)	Ivey, Williams (1)	—
Jan. 2	*	at [15] Illinois	L	58-66	Newman, Williams (14)	Williams (8)	Hunter Jr. (4)	Hunter Jr. (2)	Edey (3)	—
Jan. 5	*	Nebraska								
Jan. 8	*	at Michigan State								
Jan. 14	*	at Indiana								
Jan. 17	*	Penn State								
Jan. 22	*	Michigan								
Jan. 27	*	at Ohio State								
Jan. 30	*	Minnesota								
Feb. 2	*	at Maryland								
Feb. 6	*	Northwestern								
Feb. 11	*	at Minnesota								
Feb. 16	*	Michigan State								
Feb. 20	*	at Nebraska								
Feb. 26/27	*	at Penn State								
Mar. 2	*	Wisconsin								
Mar. 6	*	Indiana								
Mar. 10-14	4	Big Ten Tournament								

- \* Denotes Big Ten Conference game  
 1 Denotes Space Coast Challenge (Melbourne, Fla.)  
 2 Denotes ACC / Big Ten Challenge (Miami, Fla.)  
 3 Denotes Crossroads Classic (Indianapolis, Ind.)  
 4 Denotes Big Ten Tournament (Chicago, Ill.)

## 2019-20 MARGINS OF VICTORY

	1	2	3	4	5	6	7	8	9	10	11	12	13	14	15	16	17	18	19	20	21	22	23	24	25+
Purdue			1				2			1		1	1												1
Opponents				1	1			1			1				1										

## LARGEST LEADS / DEFICITS

WHEN LEADING					WHEN TRAILING				
Largest Margin of Victory	43 (93-50) vs. Oakland (12-1-20)				Largest Margin of Defeat	15 (55-70) vs. [4] Iowa (12-22-20)			
Largest Overall Lead	46 (92-46; 0:48 2nd) vs. Oakland (12-1-20)				Largest Overall Deficit	15, Two Times (Clemson and Iowa)			
Largest Halftime Lead	22 (49-27) vs. Oakland (12-1-20)				Largest Halftime Deficit	11 (23-34) vs. Valparaiso (12-4-20)			
Largest Lead in a Loss	20 (32-12; 2:08 1st) vs. Miami (12-8-20)				Largest Deficit Overcome in a Win	11 (23-34; halftime) vs. Valparaiso (12-4-20)			
Largest Halftime Lead in a Loss	18 (32-14) vs. Miami (12-8-20)				Largest Halftime Deficit in a Win	11 (23-34; halftime) vs. Valparaiso (12-4-20)			
Largest Purdue Run	19 vs. [15] Illinois (1-2-21)				Largest Opponent Run	12 by Valparaiso (12-4-20)			

GAME 13 // PURDUE vs. NEBRASKA // JANUARY 5, 2021

2020-21 OVERALL STATISTICS

Game Records

Record	Overall	Home	Away	Neutral
ALL GAMES	7-5	5-0	0-4	2-1
CONFERENCE	2-3	2-0	0-3	0-0
NON-CONFERENCE	5-2	3-0	0-1	2-1

Score by Periods

Team	1st	2nd	OT	TOT
Purdue	419	440	0	859
Opponents	385	422	0	807

Team Box Score

No.	Player				Total		3-Point		F-Throw		Rebounds													
		GP-GS	MIN	AVG	FG-FGA	FG%	3FG-FGA	3FG%	FT-FTA	FT%	OFF	DEF	TOT	AVG	PF	DQ	A	TO	BLK	STL	PTS	AVG		
50	WILLIAMS, Trevion	12-10	296:19	24.7	76-146	.521	0-2	.000	17-36	.472	42	73	115	9.6	36	2	29	30	8	7	169	14.1		
55	STEFANOVIC, Sasha	12-12	380:31	31.7	38-78	.487	34-67	.507	26-33	.788	1	36	37	3.1	24	0	33	14	1	6	136	11.3		
2	HUNTER JR., Eric	8-7	231:47	29.0	30-87	.345	11-35	.314	15-18	.833	3	14	17	2.1	17	0	27	19	0	10	86	10.8		
5	NEWMAN, Brandon	12-12	312:60	26.1	45-101	.446	20-48	.417	9-10	.900	7	37	44	3.7	25	1	24	17	2	10	119	9.9		
15	EDEY, Zach	12-2	170:19	14.2	40-64	.625	0-0	.000	29-41	.707	17	32	49	4.1	31	1	3	24	12	2	109	9.1		
11	THOMPSON, Isaiah	12-5	270:35	22.5	23-49	.469	14-32	.438	14-18	.778	7	13	20	1.7	14	0	20	11	0	4	74	6.2		
23	IVEY, Jaden	7-0	104:36	14.9	16-44	.364	3-17	.176	4-8	.500	2	12	14	2.0	9	0	8	2	1	3	39	5.6		
0	GILLIS, Mason	12-7	245:26	20.5	24-48	.500	9-27	.333	5-6	.833	13	24	37	3.1	26	0	16	11	1	5	62	5.2		
1	WHEELER, Aaron	12-5	241:44	20.1	20-50	.400	8-29	.276	3-5	.600	13	50	63	5.3	22	0	19	14	8	9	51	4.3		
14	WULBRUN, Jared	1-0	03:23	3.4	1-1	1.000	1-1	1.000	0-0	.000	0	0	0	0.0	0	0	1	0	0	0	3	3.0		
21	FROST, Matt	1-0	03:23	3.4	1-1	1.000	1-1	1.000	0-0	.000	0	0	0	0.0	0	0	1	0	0	0	3	3.0		
25	MORTON, Ethan	12-0	135:33	11.3	3-17	.176	2-12	.167	0-0	.000	2	6	8	0.7	7	0	17	11	1	1	8	0.7		
22	MARTIN, Chase	1-0	03:23	3.4	0-1	.000	0-1	.000	0-0	.000	0	0	0	0.0	0	0	0	0	0	0	0	0.0		
Team											15	20	35					7						
Total		12	2400		317-687	.461	103-272	.379	122-175	.697	122	317	439	36.6	211	4	198	160	34	57	859	71.6		
Opponents		12	2400		281-658	.427	102-314	.325	143-212	.675	85	272	357	29.8	202	2	181	138	35	75	807	67.3		

Team Statistics

	PURDUE	OPP
Scoring	859	807
Points per game	71.6	67.3
Scoring margin	+4.3	-
Field goals-att	317-687	281-658
Field goal pct	.461	.427
3 point fg-att	103-272	102-314
3-point FG pct	.379	.325
3-pt FG made per game	8.6	8.5
Free throws-att	122-175	143-212
Free throw pct	.697	.675
F-Throws made per game	10.2	11.9
Rebounds	439	357
Rebounds per game	36.6	29.8
Rebounding margin	+6.8	-
Assists	198	181
Assists per game	16.5	15.1
Turnovers	160	138
Turnovers per game	13.3	11.5
Turnover margin	-1.8	-
Assist/turnover ratio	1.2	1.3
Steals	57	75
Steals per game	4.8	6.3
Blocks	34	35
Blocks per game	2.8	2.9
Winning streak	0	-
Home win streak	5	-
Attendance	900	703
Home games-Avg/Game	5-180	4-176
Neutral site-Avg/Game	-	3-0

Team Results

Date	Opponent		Score	Att.
11/25/2020	vs Liberty	W	77-64	0
11/26/2020	vs Clemson	L	70-81	0
12/01/2020	Oakland	W	93-50	0
12/04/2020	Valparaiso	W	68-61	200
12/08/2020	at Miami (FL)	L	54-58	0
12/12/2020	Indiana St.	W	80-68	200
12/16/2020	Ohio St.	W	67-60	250
12/19/2020	vs Notre Dame	W	88-78	0
12/22/2020	at Iowa	L	55-70	536
12/25/2020	Maryland	W	73-70	250
12/29/2020	at Rutgers	L	76-81	0
01/02/2021	at Illinois	L	58-66	167



## 2020-21 BIG TEN STATISTICS

## Game Records

Record	Overall	Home	Away	Neutral
ALL GAMES	2-3	2-0	0-3	0-0
CONFERENCE	2-3	2-0	0-3	0-0
NON-CONFERENCE	0-0	0-0	0-0	0-0

## Score by Periods

Team	1st	2nd	OT	TOT
Purdue	163	166	0	329
Opponents	171	176	0	347

## Team Box Score

No.	Player				Total		3-Point		F-Throw		Rebounds													
		GP-GS	MIN	AVG	FG-FGA	FG%	3FG-FGA	3FG%	FT-FTA	FT%	OFF	DEF	TOT	AVG	PF	DQ	A	TO	BLK	STL	PTS	AVG		
50	WILLIAMS, Trevion	5-4	128:03	25.6	34-61	.557	0-1	.000	7-12	.583	16	30	46	9.2	13	0	14	12	5	1	75	15.0		
5	NEWMAN, Brandon	5-5	128:36	25.7	22-46	.478	9-21	.429	3-4	.750	2	22	24	4.8	10	0	6	9	0	3	56	11.2		
55	STEFANOVIC, Sasha	5-5	159:15	31.8	13-29	.448	10-24	.417	10-12	.833	0	18	18	3.6	12	0	11	6	0	4	46	9.2		
2	HUNTER JR., Eric	5-5	137:32	27.5	16-50	.320	5-18	.278	7-10	.700	1	8	9	1.8	11	0	14	16	0	5	44	8.8		
11	THOMPSON, Isaiah	5-0	85:20	17.1	10-15	.667	6-10	.600	3-4	.750	4	6	10	2.0	5	0	6	3	0	1	29	5.8		
23	IVEY, Jaden	5-0	73:58	14.8	9-32	.281	2-14	.143	3-5	.600	2	8	10	2.0	5	0	7	0	1	2	23	4.6		
0	GILLIS, Mason	5-5	117:38	23.5	8-19	.421	2-11	.182	2-2	1.000	5	7	12	2.4	13	0	8	3	1	1	20	4.0		
15	EDEY, Zach	5-1	65:12	13.0	7-18	.389	0-0	.000	6-10	.600	5	15	20	4.0	7	0	2	6	7	1	20	4.0		
1	WHEELER, Aaron	5-0	77:17	15.5	6-11	.545	4-8	.500	0-0	.000	3	14	17	3.4	10	0	5	5	1	5	16	3.2		
25	MORTON, Ethan	5-0	27:10	5.4	0-2	.000	0-2	.000	0-0	.000	0	0	0	0.0	2	0	1	0	0	0	0	0.0		
Team											5	7	12				2							
Total		5	1000		125-283	.442	38-109	.349	41-59	.695	43	135	178	35.6	88	0	74	62	15	23	329	65.8		
Opponents		5	1000		124-280	.443	46-127	.362	53-87	.609	38	130	168	33.6	78	0	78	47	19	30	347	69.4		

## Team Statistics

	PURDUE	OPP
<b>Scoring</b>	<b>329</b>	<b>347</b>
Points per game	65.8	69.4
Scoring margin	-3.6	-
<b>Field goals-att</b>	<b>125-283</b>	<b>124-280</b>
Field goal pct	.442	.443
<b>3 point fg-att</b>	<b>38-109</b>	<b>46-127</b>
3-point FG pct	.349	.362
3-pt FG made per game	7.6	9.2
<b>Free throws-att</b>	<b>41-59</b>	<b>53-87</b>
Free throw pct	.695	.609
F-Throws made per game	8.2	10.6
<b>Rebounds</b>	<b>178</b>	<b>168</b>
Rebounds per game	35.6	33.6
Rebounding margin	+2.0	-
<b>Assists</b>	<b>74</b>	<b>78</b>
Assists per game	14.8	15.6
<b>Turnovers</b>	<b>62</b>	<b>47</b>
Turnovers per game	12.4	9.4
Turnover margin	-3.0	-
Assist/turnover ratio	1.2	1.7
<b>Steals</b>	<b>23</b>	<b>30</b>
Steals per game	4.6	6.0
<b>Blocks</b>	<b>15</b>	<b>19</b>
Blocks per game	3.0	3.8
<b>Winning streak</b>	<b>0</b>	<b>-</b>
Home win streak	2	-
<b>Attendance</b>	<b>500</b>	<b>703</b>
Home games-Avg/Game	2-250	3-234
Neutral site-Avg/Game	-	0-0

## Team Results

Date	Opponent		Score	Att.
12/16/2020	Ohio St.	W	67-60	250
12/22/2020	at Iowa	L	55-70	536
12/25/2020	Maryland	W	73-70	250
12/29/2020	at Rutgers	L	76-81	0
01/02/2021	at Illinois	L	58-66	167

# GAME 13 // PURDUE vs. NEBRASKA // JANUARY 5, 2021

[15] ILLINOIS 66, PURDUE 58 (Last Box Score)



Official Basketball Box Score - Final

## Purdue at Illinois

01/02/21 State Farm Center, Champaign, Ill.  
2020-21 Men's Basketball

Game Time: 5:00 PM

Game Duration: 1:59

Attendance: 167

Officials: Paul Szcel, Courtney Green, Donnie Eppley

Purdue - 58

Record: 7-5 (2-3)

NO. Name	Min	FG		3P		FT		Rebounds			Fouls		TP	AS	TO	ST	Blocks		+/-
		M-A	M-A	M-A	M-A	OR	DR	TOT	PF	FD	PF	FD					BS	BA	
0 Mason Gillis	F 13:58	1-3	0-2	0-0	0-0	0	0	0	3	0	2	0	1	0	0	0	0	0	4
50 Trevion Williams	F 26:28	7-14	0-0	0-3	0-3	2	6	8	3	6	14	2	2	1	1	1	1	1	2
2 Eric Hunter Jr.	G 25:50	0-6	0-1	0-0	0-0	0	4	4	3	0	0	4	3	2	0	2	0	2	-3
5 Brandon Newman	G 28:36	5-11	1-2	3-3	1-4	5	2	4	14	0	5	0	1	0	0	0	1	4	4
55 Sasha Stefanovic	G 30:03	3-6	3-5	0-0	0	3	3	4	1	9	0	1	0	1	0	0	0	5	5
15 Zach Edey	12:42	3-6	0-0	1-2	0	4	4	1	1	7	0	1	0	3	1	-11			
25 Ethan Morton	07:36	0-0	0-0	0-0	0	0	0	2	0	0	1	0	0	0	0	-14			
11 Isaiah Thompson	22:02	1-3	1-2	3-4	1	1	2	1	3	6	2	1	0	0	0	-8			
23 Jaden Ivey	14:45	0-4	0-1	0-0	0	2	2	0	0	0	0	0	0	0	0	-23			
1 Aaron Wheeler	18:00	2-3	2-3	0-0	1	3	4	1	0	6	2	0	0	0	0	4			
Team						1	0	1			0								
<b>Totals</b>		22-56	7-16	7-12	6	27	33	20	15	58	11	14	3	4	6	-8			

Shooting By Period			
1st FG%	10-32	31.3%	
3PT%	3-7	42.9%	
FT%	0-0	0%	
2nd FG%	12-24	50.0%	
3PT%	4-9	44.4%	
FT%	7-12	58.3%	
GM FG%	22-56	39.3%	
3PT%	7-16	43.8%	
FT%	7-12	58.3%	

Dead Ball Rebounds: 0, 0

Technical Fouls::NONE

Illinois - 66

Record: 8-3 (4-1)

NO. Name	Min	FG		3P		FT		Rebounds			Fouls		TP	AS	TO	ST	Blocks		+/-
		M-A	M-A	M-A	M-A	OR	DR	TOT	PF	FD	PF	FD					BS	BA	
21 Kofi Cockburn	C 28:44	7-9	0-0	0-6	1	9	10	2	5	14	0	2	0	2	1	0	2	1	0
1 Trent Frazier	G 36:15	2-5	1-4	0-0	0	3	3	1	3	5	3	2	3	0	0	-1			
11 Ayo Dosunmu	G 35:32	5-13	0-2	2-2	1	4	5	3	2	12	3	2	0	1	2	4			
20 Da'Monte Williams	G 32:32	3-6	3-5	3-5	0	10	10	0	4	12	1	0	1	1	1	-3			
44 Adam Miller	G 20:14	2-6	2-6	4-7	1	2	3	3	3	10	0	0	0	0	0	-5			
5 Andre Curbelo	28:40	4-8	0-1	0-1	0	1	1	3	2	8	6	3	1	0	0	26			
15 Giorgi Bezhanishvili	12:45	0-3	0-1	0-0	1	1	2	3	0	0	3	2	1	1	0	8			
33 Coleman Hawkins	05:18	2-2	1-1	0-1	1	1	2	0	1	5	1	0	0	1	0	11			
Team						1	2	3		0		1							
<b>Totals</b>		25-52	7-20	9-22	6	33	39	15	20	66	17	12	6	6	4	8			

Shooting By Period			
1st FG%	13-29	44.8%	
3PT%	3-9	33.3%	
FT%	4-7	57.1%	
2nd FG%	12-23	52.2%	
3PT%	4-11	36.4%	
FT%	5-15	33.3%	
GM FG%	25-52	48.1%	
3PT%	7-20	35.0%	
FT%	9-22	40.9%	

Dead Ball Rebounds: 7, 0

Technical Fouls::NONE

	PUR	ILL
Biggest lead	6 (2 <sup>nd</sup> 15:50)	13 (1 <sup>st</sup> 0:08)
Best Scoring Run	19(2 <sup>nd</sup> 15:50)	10(1 <sup>st</sup> 9:47)
Lead Changes	3	
Times Tied	3	
Time with Lead	10:37	27:15

Points from	PUR	ILL
Turnovers	5	17
Paint	20	32
Second Chance	5	7
Fast Breaks	2	13
Bench	19	13

Period by Period Scoring			
	1st	2nd	TOT
PUR	23	35	58
ILL	33	33	66

## 2020-21 GAME-BY-GAME COMPARISON

Team	W/L	FG-FGA	Pct.	3P-3PA	Pct.	FT-FTA	Pct.	O-D	Reb.	PF	A	T0	B	S	1st	2nd	OT	Pts.	PPP
Purdue	W	31-53	.585	9-18	.500	6-11	.545	5-25	30	18	20	16	2	5	39	38		77	1.15
Liberty		21-52	.404	11-32	.344	11-16	.688	7-17	24	14	15	13	1	6	32	32		64	0.96
Purdue	L	26-58	.448	9-21	.429	9-11	.818	13-24	37	16	11	22	3	4	28	42		70	0.95
Clemson		29-59	.492	10-28	.357	13-15	.867	4-20	24	17	16	13	1	13	36	45		81	1.09
Purdue	W	33-60	.550	17-32	.531	10-11	.909	13-27	40	14	27	12	1	4	49	44		93	1.45
Oakland		18-54	.333	3-21	.143	11-16	.688	10-11	21	12	11	13	0	8	27	23		50	0.78
Purdue	W	19-54	.352	6-23	.261	24-37	.649	11-23	34	21	13	9	1	4	23	45		68	0.99
Valparaiso		19-46	.413	8-26	.308	15-19	.789	4-28	32	32	13	17	3	3	34	27		61	0.88
Purdue	L	21-60	.350	4-25	.160	8-10	.800	13-27	40	23	11	14	2	8	32	22		54	0.82
Miami		20-47	.426	1-17	.059	17-29	.586	7-26	33	14	12	13	5	7	14	44		58	0.88
Purdue	W	30-54	.556	6-16	.375	14-21	.667	12-28	40	13	22	19	8	3	38	42		80	1.11
Indiana State		26-59	.441	7-22	.318	9-13	.692	6-18	24	21	15	13	2	7	29	39		68	0.94
Purdue	W	25-53	.472	6-20	.300	11-13	.846	9-27	36	19	16	16	3	9	38	29		67	1.00
[20] Ohio State		22-58	.379	6-24	.250	10-13	.769	10-20	30	18	14	13	3	6	33	27		60	0.90
Purdue	W	32-65	.492	14-28	.500	10-15	.667	12-28	40	18	20	6	2	6	47	41		88	1.29
Notre Dame		24-61	.393	16-41	.390	14-17	.824	9-22	31	14	21	9	4	1	42	36		78	1.15
Purdue	L	23-58	.397	8-25	.320	1-3	.333	9-26	35	16	17	14	3	6	27	28		55	0.85
[4] Iowa		24-56	.429	12-34	.353	10-14	.714	9-28	37	10	21	11	4	6	37	33		70	1.08
Purdue	W	26-57	.456	10-22	.455	11-17	.647	10-31	41	18	16	10	3	3	41	32		73	1.11
Maryland		25-58	.431	10-28	.357	10-21	.476	6-25	31	18	14	5	3	5	28	42		70	1.06
Purdue	L	29-59	.492	7-26	.269	11-14	.786	9-24	33	15	14	8	2	2	34	42		76	1.19
[14] Rutgers		28-56	.500	11-21	.524	14-17	.824	7-24	31	17	12	6	3	7	40	41		81	1.27
Purdue	L	22-56	.393	7-16	.438	7-12	.583	6-27	33	20	11	14	4	3	23	35		58	0.84
[15] Illinois		25-52	.481	7-20	.350	9-22	.409	6-33	39	15	17	12	6	6	33	33		66	0.96

GAME 13 // PURDUE vs. NEBRASKA // JANUARY 5, 2021

MISCELLANEOUS SINGLE-GAME INFORMATION																			
Date	Opponent	Biggest Lead		Lead Chang.	Ties	----Time In the Lead----			Biggest Run		Paint	Off TO	2nd-ch.	Bench	Starters	Fr.	So.	Jr.	Sr.
		PU	Opp.			PU	Opp.	Tied	PU	Opp.									
Nov. 25	vs. Liberty	13	2	3	2	35:30	2:20	2:10	7	6	36 / 14	17 / 10	8 / 0	34 / 9	43 / 55	44	7	26	0
Nov. 26	vs. Clemson	1	15	2	4	0:38	35:50	3:32	6	11	32 / 30	21 / 24	13 / 3	20 / 28	50 / 53	35	15	20	0
Dec. 1	Oakland	46	1	6	1	37:01	2:36	0:23	13	8	26 / 24	19 / 16	14 / 10	29 / 13	64 / 37	44	9	40	0
Dec. 4	Valparaiso	7	11	4	1	10:09	29:34	0:17	11	12	24 / 14	12 / 9	13 / 5	14 / 38	54 / 23	16	14	38	0
Dec. 8	at Miami	20	4	2	1	37:36	2:08	0:16	15	11	26 / 28	14 / 10	8 / 3	35 / 7	19 / 51	31	0	23	0
Dec. 12	Indiana State	13	9	1	0	28:44	10:57	0:19	10	6	48 / 30	16 / 27	13 / 6	40 / 7	40 / 61	15	0	65	0
Dec. 16	[20] Ohio State	14	5	2	4	33:09	2:38	4:13	8	6	34 / 28	14 / 16	13 / 5	25 / 18	42 / 42	21	0	46	0
Dec. 19	vs. Notre Dame	15	2	4	3	37:14	0:48	1:58	11	10	26 / 14	13 / 5	11 / 8	18 / 15	70 / 63	33	3	52	0
Dec. 22	at [4] Iowa	5	15	5	5	2:56	34:21	2:43	8	10	28 / 22	14 / 20	7 / 7	11 / 14	44 / 56	21	3	31	0
Dec. 25	Maryland	15	0	0	1	39:25	0:00	0:35	8	10	26 / 26	7 / 12	7 / 12	20 / 18	53 / 52	39	3	31	0
Dec. 29	at [14] Rutgers	5	15	10	5	9:51	27:10	2:59	8	9	42 / 28	4 / 9	14 / 10	28 / 8	48 / 73	15	17	34	0
Jan. 2	at [15] Illinois	6	13	3	3	10:37	27:15	2:08	19	10	20 / 32	5 / 17	5 / 7	19 / 13	39 / 53	23	6	29	0
PURDUE TOTALS		46							19		368	156	126	293	566	337	77	435	0
PURDUE AVERAGES											30.7	13.0	10.5	24.4	47.2	28.1	6.4	36.3	0.0
OPPONENT TOTALS		15							12		290	175	76	188	619				
OPPONENT AVERAGES											24.2	14.6	6.3	15.7	51.6				

POINTS-REBOUNDS-ASSISTS (starters in underline>																		
Date	Opponent	Result	#0 Gillis	#1 Wheeler	#2 Hunter	#4 Dowuona	#5 Newman	#11 Thompson	#14 Wulbrun	#15 Edey	#21 Frost	#22 Martin	#23 Ivey	#25 Morton	#34 Barrett	#50 Williams	#55 Stefan.	
N25	vs. Liberty	W, 77-64	3-2-0	<u>10-5-4</u>	DNP	DNP	<u>10-1-2</u>	<u>7-0-2</u>	DNP	19-5-0	DNP	DNP	12-1-0	0-0-2	DNP	<u>7-11-5</u>	<u>9-3-5</u>	
N26	vs. Clemson	L, 70-81	3-2-0	<u>2-6-2</u>	DNP	DNP	<u>15-5-1</u>	<u>15-2-1</u>	DNP	17-8-0	DNP	DNP	DNP	0-1-5	DNP	<u>10-8-2</u>	<u>8-2-0</u>	
D1	Oakland	W, 93-50	7-2-1	<u>9-6-0</u>	DNP	DNP	<u>21-4-3</u>	<u>6-2-6</u>	3-0-1	13-7-0	3-0-1	0-0-0	DNP	3-2-6	DNP	<u>8-14-2</u>	<u>20-1-7</u>	
D4	Valparaiso	W, 68-61	3-1-1	<u>2-5-3</u>	DNP	DNP	<u>2-3-2</u>	<u>14-3-2</u>	DNP	6-1-0	DNP	DNP	DNP	5-2-0	DNP	<u>17-11-2</u>	<u>19-3-3</u>	
D8	at Miami	L, 54-58	9-6-3	<u>0-4-2</u>	11-2-0	DNP	<u>7-5-2</u>	<u>0-2-2</u>	DNP	15-2-1	DNP	DNP	DNP	0-3-0	DNP	<u>8-7-0</u>	<u>4-5-1</u>	
D12	Indiana State	W, 80-68	<u>5-3-2</u>	<u>10-13-1</u>	<u>13-1-5</u>	DNP	<u>0-1-4</u>	0-1-1	DNP	<u>10-3-0</u>	DNP	DNP	DNP	0-0-3	DNP	30-11-2	<u>12-3-4</u>	
D16	[20] Ohio State	W, 67-60	<u>6-0-1</u>	5-6-1	<u>15-1-2</u>	DNP	<u>10-7-0</u>	0-2-1	DNP	<u>1-5-0</u>	DNP	DNP	4-1-0	0-0-0	DNP	16-9-8	<u>10-2-3</u>	
D19	vs. Notre Dame	W, 88-78	<u>12-9-1</u>	2-7-2	<u>18-5-8</u>	DNP	<u>8-1-4</u>	3-0-0	DNP	9-3-0	DNP	DNP	4-3-1	0-0-0	DNP	<u>14-7-2</u>	<u>18-2-2</u>	
D22	at [4] Iowa	L, 55-70	<u>7-2-2</u>	5-2-1	<u>4-2-5</u>	DNP	<u>11-8-2</u>	3-4-1	DNP	3-1-1	DNP	DNP	0-0-1	0-0-0	DNP	<u>14-9-1</u>	<u>8-4-3</u>	
D25	Maryland	W, 73-70	<u>5-6-2</u>	0-3-1	<u>16-1-1</u>	DNP	<u>17-2-1</u>	3-1-2	DNP	6-7-0	DNP	DNP	11-5-4	0-0-0	DNP	<u>10-8-2</u>	<u>5-5-3</u>	
D29	at [14] Rutgers	L, 76-81	<u>0-4-3</u>	0-2-0	<u>9-1-2</u>	DNP	<u>4-2-3</u>	17-1-0	DNP	3-3-1	DNP	DNP	8-2-2	0-0-0	DNP	<u>21-12-1</u>	<u>14-4-2</u>	
J2	at [15] Illinois	L, 58-66	<u>2-0-0</u>	6-4-2	<u>0-4-4</u>	DNP	<u>14-5-0</u>	6-2-2	DNP	7-4-0	DNP	DNP	0-2-0	0-0-1	DNP	<u>14-8-2</u>	<u>9-3-0</u>	

INSIDE THE NUMBERS				PURDUE'S RECORD WHEN...								
10+ POINTS	2021	CAREER	CONSECUTIVE FREE THROWS MADE		POINTS LEADER	2021	CAREER	Category	2020-21	Painter	Str.	
Trevion Williams	9 (5-4)	30 (16-14)	Isaiah Thompson	5	Trevion Williams	5 (2-3)	15 (5-10)	All Games	7-5	344-179	L-2	
Eric Hunter Jr.	5 (4-1)	27 (18-9)	Mason Gillis	5	Sasha Stefanovic	2 (2-0)	8 (5-3)	At Home	5-0	216-40	W-5	
Sasha Stefanovic	6 (5-1)	19 (14-5)	Eric Hunter Jr.	3	Eric Hunter Jr.	1 (1-0)	6 (6-0)	On Road	0-4	72-90	L-4	
Isaiah Thompson	3 (1-2)	10 (5-5)	Brandon Newman	3	Brandon Newman	3 (2-1)	3 (2-1)	At Neutral Sites	2-1	56-49	W-1	
Aaron Wheeler	2 (2-0)	10 (9-1)	Jaden Ivey	2	Zach Edey	3 (1-2)	3 (1-2)	vs. Big Ten Foes	2-3	180-119	L-2	
Brandon Newman	7 (4-3)	7 (4-3)	Sasha Stefanovic	2	Isaiah Thompson		2 (2-0)	Big Ten Regular-Season	2-3	169-106	L-2	
Zach Edey	5 (3-2)	5 (3-2)	Aaron Wheeler	2				Big Ten Tournament		11-13	L-2	
Jaden Ivey	2 (2-0)	2 (2-0)						At Home	2-0	106-31	W-2	
Mason Gillis	1 (1-0)	1 (1-0)	<b>TEAM</b>	<b>0</b>				On Road	0-3	63-75	L-3	
								At Neutral Site		11-13	L-2	
20+ POINTS	2021	CAREER	OPENING TIPS		REBOUNDS LEADER	2021	CAREER	vs. Non-Conference Foes	5-2	164-60	W-2	
Sasha Stefanovic	1 (1-0)	4 (3-1)	WON	LOST	Trevion Williams	10 (5-5)	34 (17-17)	At Home	3-0	110-9	W-7	
Trevion Williams	2 (1-1)	3 (1-2)	Trevion Williams	7 (4-3)	3 (1-2)	Aaron Wheeler	1 (1-0)	6 (5-1)	On Road	0-1	9-16	L-1
Brandon Newman	1 (1-0)	1 (1-0)	Zach Edey	1 (1-0)	1 (1-0)	Eric Hunter Jr.		2 (2-0)	At Neutral Site	2-1	45-35	W-1
			<b>TOTALS</b>	<b>8 (5-3)</b>	<b>4 (2-2)</b>	Sasha Stefanovic		2 (1-1)	vs. Ranked Opponent	1-3	50-86	L-3
						Zach Edey	1 (0-1)	1 (0-1)	vs. Unranked Opponent	6-2	294-93	W-3
30+ POINTS	2021	CAREER				Mason Gillis	1 (1-0)	1 (1-0)	In Overtime		12-16	L-2
Trevion Williams	1 (1-0)	2 (1-1)							Leading at Halftime	6-1	283-48	W-4
									Trailing at Halftime	1-4	48-119	L-3
									Tied at Halftime		13-12	W-1
10+ REBOUNDS	2021	CAREER							Games Decided by 1-9 Pts.	3-3	118-103	L-2
Trevion Williams	5 (4-1)	16 (7-9)							3 Points or Less	1-0	39-32	W-1
Aaron Wheeler	1 (1-0)	2 (2-0)							4-6 Points	0-2	36-33	L-4
									7-9 Points	2-1	43-38	L-1
20+ REBOUNDS	2021	CAREER							Games Decided by 10+ Pts.	4-2	226-76	L-1
Trevion Williams		1 (0-1)							10-19 Points	3-2	116-60	L-1
									20-Plus Points	1-0	110-16	W-3
DOUBLE-DOUBLES	2021	CAREER							Purdue Shoots 48% or Better	4-1	160-17	L-1
Trevion Williams	3 (2-1)	13 (4-9)							Purdue Shoots Less Than 48%	3-4	184-162	L-1
Aaron Wheeler	1 (1-0)	2 (2-0)							Opp. Shoots 48% or Better	0-3	31-75	L-7
									Opp. Shoots Less Than 48%	7-2	313-104	W-1
STATSHEET STUFFER	2021	CAREER							Purdue Shoots Better Than Opp.	6-0	281-42	W-7
Trevion Williams	2 (2-0)	2 (2-0)							Opp. Shoots Better / Equal %	1-5	63-137	L-4
Eric Hunter Jr.	1 (1-0)	1 (1-0)							Purdue Outrebounds Opp.	7-3	253-71	L-1
Aaron Wheeler		1 (0-1)							Opp. Outreb. / Equals Purdue	0-2	91-108	L-5
► At least five in three categories (pt, reb, ast, stl, blk).									Purdue Has More FT Attempts	2-0	247-36	W-2
CONSECUTIVE 10+ POINT GAMES									Opp. Has More / Equal FT Att.	5-5	97-143	L-2
Trevion Williams		7							Purdue Makes 10+ 3-Ptrs.	3-0	82-17	W-8
Brandon Newman		1							Purdue Makes 0-4 3-Ptrs.	0-1	53-66	L-1
CONSECUTIVE GAMES WITH A 3-PTR									Opp. Makes 10+ 3-Ptrs.	3-3	36-31	L-1
Sasha Stefanovic		13							Opp. Makes 0-4 3-Ptrs.	1-1	118-39	L-1
Isaiah Thompson		5							Purdue Has 0-9 Turnovers	2-1	98-42	L-1
Brandon Newman		1							Purdue Has 10-15 Turnovers	2-3	189-89	L-1
Aaron Wheeler		1							Purdue Has 16+ Turnovers	3-1	57-48	W-2
									Opp. Has 0-9 Turnovers	2-1	62-62	L-1
									Opp. Has 10-15 Turnovers	4-4	158-90	L-2
									Opp. Has 16+ Turnovers	1-0	124-27	W-1
									Purdue Has Fewer TOs	3-0	202-63	W-3
									Purdue Has More / Equal TOs	4-5	142-116	L-2
									Purdue Wins Reb. & TO Margin	3-0	130-13	W-9
									Purdue Scores 0-49 Pts.		2-9	L-1
									Purdue Scores 50-59 Pts.	0-3	10-48	L-3
									Purdue Scores 60-69 Pts.	2-0	92-73	W-2
									Purdue Scores 70-79 Pts.	2-2	115-37	L-1
									Purdue Scores 80-89 Pts.	2-0	85-12	W-10
									Purdue Scores 90+ Pts.	1-0	40-0	W-102
									Opp. Scores 0-49 Pts.		52-1	W-22
									Opp. Scores 50-59 Pts.	1-1	104-6	L-1
									Opp. Scores 60-69 Pts.	4-1	124-52	L-1
									Opp. Scores 70-79 Pts.	2-1	53-73	W-1
									Opp. Scores 80-89 Pts.	0-2	8-38	L-5
									Opp. Scores 90+ Pts.		3-9	W-2
									0-1 Player in Double Figures		5-9	L-2
									2 Players in Double Figures	0-3	55-53	L-4
									3 Players in Double Figures	3-1	137-87	L-1
									4 Players in Double Figures	3-1	103-21	W-2
									5+ Players in Double Figures	1-0	44-9	W-8
									In November	1-1	72-23	L-1
									In December	6-3	88-30	L-1
									In January	0-1	74-48	L-2
									In February		68-38	W-1
									In March		42-40	L-1
									On Sunday		45-27	W-1
									On Monday		10-5	W-1
									On Tuesday	1-3	57-27	L-3
									On Wednesday	2-0	60-29	W-4
									On Thursday	0-1	32-22	L-1
									On Friday	2-0	36-12	W-4
									On Saturday	2-1	104-56	L-1
									Wearing White Uniforms	6-0		W-6
									Wearing Black Uniforms	0-5		L-6
									Wearing Gold Uniforms	1-0		W-12
									Wearing Gray Uniforms			L-1

@BoilerBall | PurdueSports.com



PURDUE / OPPONENT STATISTICAL BREAKDOWNS																								
All Games	Record	FG	FGA	Pct.	3P	3PA	Pct.	FT	FTA	Pct.	Off.	Def.	Avg.	F	DQ	Ast.	TO	Blk.	Stl.	1st	2nd	OT	Avg.	
All Games	7-5	317	687	.461	103	272	.379	122	175	.697	122	317	36.6	211	4	198	160	34	57	419	440	0	71.6	
		281	658	.427	102	314	.325	143	212	.675	85	272	29.8	202	2	181	138	35	75	385	422	0	67.3	
Home	5-0	133	278	.478	45	113	.398	70	99	.707	55	136	38.2	85	0	94	66	16	23	189	192	0	76.2	
		110	275	.400	34	121	.281	55	82	.671	36	102	27.6	101	2	67	61	11	29	151	158	0	61.8	
Away	0-4	95	233	.408	26	92	.283	27	39	.692	37	104	35.3	74	3	53	50	11	19	116	127	0	60.8	
		97	211	.460	31	92	.337	50	82	.610	29	111	35.0	56	0	62	42	18	26	124	151	0	68.8	
Neutral	2-1	89	176	.506	32	67	.478	25	37	.676	30	77	35.7	52	1	51	44	7	15	114	121	0	78.3	
		74	172	.430	37	101	.366	38	48	.792	20	59	26.3	45	0	52	35	6	20	110	113	0	74.3	
Big Ten Reg-Seas.	Record	FG	FGA	Pct.	3P	3PA	Pct.	FT	FTA	Pct.	Off.	Def.	Avg.	F	DQ	Ast.	TO	Blk.	Stl.	1st	2nd	OT	Avg.	
All Games	2-3	125	283	.442	38	109	.349	41	59	.695	43	135	35.6	88	0	74	62	15	23	163	166	0	65.8	
		124	280	.443	46	127	.362	53	87	.609	38	130	33.6	78	0	78	47	19	30	171	176	0	69.4	
Home	2-0	51	110	.464	16	42	.381	22	30	.733	19	58	38.5	37	0	32	26	6	12	79	61	0	70.0	
		47	116	.405	16	52	.308	20	34	.588	16	45	30.5	36	0	28	18	6	11	61	69	0	65.0	
Away	0-3	74	173	.428	22	67	.328	19	29	.655	24	77	33.7	51	0	42	36	9	11	84	105	0	63.0	
		77	164	.470	30	75	.400	33	53	.623	22	85	35.7	42	0	50	29	13	19	110	107	0	72.3	
Current Streak	Streak	FG	FGA	Pct.	3P	3PA	Pct.	FT	FTA	Pct.	Off.	Def.	Reb.	F	DQ	Ast.	TO	Blk.	Stl.	1st	2nd	OT	Avg.	
Overall	Loss-2	51	115	.43	14	42	.333	18	26	.692	15	51	33.0	35	0	25	22	6	5	57	77	0	67.0	
		53	108	.491	18	41	.439	23	39	.590	13	57	35.0	32	0	29	18	9	13	73	74	0	73.5	
Month	Record	FG	FGA	Pct.	3P	3PA	Pct.	FT	FTA	Pct.	Off.	Def.	Avg.	F	DQ	Ast.	TO	Blk.	Stl.	1st	2nd	OT	Avg.	
November	1-1	57	111	.514	18	39	.462	15	22	.682	18	49	33.5	34	1	31	38	5	9	67	80	0	73.5	
		50	111	.450	21	60	.350	24	31	.774	11	37	24.0	31	0	31	26	2	19	68	77	0	72.5	
December	6-3	238	520	.458	78	217	.359	100	141	.709	98	241	37.7	157	3	156	108	25	45	329	325	0	72.7	
		206	495	.416	74	234	.316	110	159	.692														

## INDIVIDUAL GAME-BY-GAME STATISTICS

## #0 | Mason Gillis

Date	Opponent	Min.	FG	3FG	FT	O-D-T	PF	A	TO	B	S	Pts.
N25	vs. Liberty	11	1-2	1-2	0-0	0-2-2	3	0	2	0	1	3
N26	vs. Clemson	17	1-4	1-3	0-0	1-1-2	1	0	1	0	0	3
D1	Oakland	20	3-4	1-2	0-0	1-1-2	1	1	1	0	1	7
D4	Valparaiso	15	1-3	0-2	1-2	0-1-1	1	1	1	0	2	3
D8	at Miami	22	4-10	1-4	0-0	3-3-6	3	3	2	0	0	9
D12	• Indiana State	18	2-2	1-1	0-0	0-3-3	1	2	1	0	0	5
D16	• [20] Ohio State	16	3-3	0-0	0-0	0-0-0	2	1	0	1	1	6
D19	• vs. Notre Dame	24	4-4	2-2	2-2	3-6-9	3	1	0	0	0	12
D22	• at [4] Iowa	29	3-5	1-2	0-0	1-1-2	3	2	1	0	0	7
D25	• Maryland	27	1-5	1-4	2-2	2-4-6	3	2	0	0	0	5
D29	• at [14] Rutgers	31	0-3	0-3	0-0	2-2-4	2	3	1	0	0	0
J2	• at [15] Illinois	14	1-3	0-2	0-0	0-0-0	3	0	1	0	0	2
J5	Nebraska											
J8	at Michigan State											
J14	at Indiana											
J17	Penn State											
J22	Michigan											
J27	at Ohio State											
J30	Minnesota											
F2	at Maryland											
F6	Northwestern											
F11	at Minnesota											
F16	Michigan State											
F20	at Nebraska											
F26	at Penn State											
M2	Wisconsin											
M6	Indiana											

## #1 | Aaron Wheeler

Date	Opponent	Min.	FG	3FG	FT	O-D-T	PF	A	TO	B	S	Pts.
N25	• vs. Liberty	29	4-6	2-3	0-0	1-4-5	4	4	3	0	1	10
N26	• vs. Clemson	23	1-4	0-2	0-0	0-6-6	1	2	1	1	0	2
D1	• Oakland	23	4-8	1-4	0-0	2-4-6	1	0	1	0	1	9
D4	• Valparaiso	28	1-5	0-2	0-0	2-3-5	1	3	0	0	1	2
D8	• at Miami	20	0-6	0-4	0-0	2-2-4	0	2	1	0	1	0
D12	Indiana State	23	4-7	1-3	1-2	2-11-13	3	1	1	4	0	10
D16	[20] Ohio State	24	2-3	1-2	0-0	1-5-6	4	1	1	0	3	5
D19	vs. Notre Dame	18	0-3	0-3	2-2	1-6-7	2	2	2	0	0	2
D22	at [4] Iowa	11	2-3	1-2	0-0	0-2-2	1	1	1	0	1	5
D25	Maryland	18	0-0	0-0	0-0	0-3-3	2	1	2	1	0	0
D29	at [14] Rutgers	7	0-2	0-1	0-0	1-1-2	2	0	1	0	1	0
J2	at [15] Illinois	18	2-3	2-3	0-0	1-3-4	1	2	0	0	0	6
J5	Nebraska											
J8	at Michigan State											
J14	at Indiana											
J17	Penn State											
J22	Michigan											
J27	at Ohio State											
J30	Minnesota											
F2	at Maryland											
F6	Northwestern											
F11	at Minnesota											
F16	Michigan State											
F20	at Nebraska											
F26	at Penn State											
M2	Wisconsin											
M6	Indiana											

## #2 | Eric Hunter Jr.

Date	Opponent	Min.	FG	3FG	FT	O-D-T	PF	A	TO	B	S	Pts.
N25	vs. Liberty					-- DID NOT PLAY --						
N26	vs. Clemson					-- DID NOT PLAY --						
D1	Oakland					-- DID NOT PLAY --						
D4	Valparaiso					-- DID NOT PLAY --						
D8	at Miami	27	4-10	1-5	2-2	1-1-2	1	0	0	0	1	11
D12	• Indiana State	34	4-12	1-5	4-4	0-1-1	3	5	3	0	1	13
D16	• [20] Ohio State	32	6-11	1-3	2-3	0-1-1	2	2	4	0	2	15
D19	• vs. Notre Dame	34	6-15	4-7	2-2	1-4-5	2	8	0	0	3	18
D22	• at [4] Iowa	31	2-10	0-3	0-0	1-1-2	1	5	5	0	1	4
D25	• Maryland	28	6-15	2-6	2-4	0-1-1	3	1	3	0	0	16
D29	• at [14] Rutgers	21	2-8	2-5	3-3	0-1-1	2	2	1	0	0	9
J2	• at [15] Illinois	26	0-6	0-1	0-0	0-4-4	3	4	3	0	2	0
J5	Nebraska											
J8	at Michigan State											
J14	at Indiana											
J17	Penn State											
J22	Michigan											
J27	at Ohio State											
J30	Minnesota											
F2	at Maryland											
F6	Northwestern											
F11	at Minnesota											
F16	Michigan State											
F20	at Nebraska											
F26	at Penn State											
M2	Wisconsin											
M6	Indiana											

## #4 | Emmanuel Dowuona

Date	Opponent	Min.	FG	3FG	FT	O-D-T	PF	A	TO	B	S	Pts.
N25	vs. Liberty					-- DID NOT PLAY --						
N26	vs. Clemson					-- DID NOT PLAY --						
D1	Oakland					-- DID NOT PLAY --						
D4	Valparaiso					-- DID NOT PLAY --						
D8	at Miami					-- DID NOT PLAY --						
D12	Indiana State					-- DID NOT PLAY --						
D16	[20] Ohio State					-- DID NOT PLAY --						
D19	vs. Notre Dame					-- DID NOT PLAY --						
D22	at [4] Iowa					-- DID NOT PLAY --						
D25	Maryland					-- DID NOT PLAY --						
D29	at [14] Rutgers					-- DID NOT PLAY --						
J2	at [15] Illinois					-- DID NOT PLAY --						
J5	Nebraska											
J8	at Michigan State											
J14	at Indiana											
J17	Penn State											
J22	Michigan											
J27	at Ohio State											
J30	Minnesota											
F2	at Maryland											
F6	Northwestern											
F11	at Minnesota											
F16	Michigan State											
F20	at Nebraska											
F26	at Penn State											
M2	Wisconsin											
M6	Indiana											

GAME 13 // PURDUE vs. NEBRASKA // JANUARY 5, 2021

INDIVIDUAL GAME-BY-GAME STATISTICS													
#5   Brandon Newman													
Date	Opponent	Min.	FG	3FG	FT	O-D-T	PF	A	TO	B	S	Pts.	
N25	• vs. Liberty	32	4-9	1-3	1-1	0-1-1	0	2	0	1	1	10	
N26	• vs. Clemson	37	6-14	3-7	0-0	2-3-5	2	1	3	0	2	15	
D1	• Oakland	26	7-11	4-7	3-3	1-3-4	2	3	1	0	0	21	
D4	• Valparaiso	24	0-5	0-2	2-2	0-3-3	4	2	0	0	1	2	
D8	• at Miami	25	3-7	1-3	0-0	1-4-5	5	2	1	0	2	7	
D12	• Indiana State	15	0-0	0-0	0-0	1-0-1	0	4	3	0	1	0	
D16	• [20] Ohio State	26	4-6	2-3	0-1	0-7-7	3	0	1	0	1	10	
D19	• vs. Notre Dame	24	3-9	2-5	0-0	0-1-1	2	4	0	1	0	8	
D22	• at [4] Iowa	25	4-11	3-7	0-0	0-8-8	3	2	1	0	1	11	
D25	• Maryland	29	7-11	3-6	0-0	0-2-2	2	1	0	0	1	17	
D29	• at [14] Rutgers	20	2-7	0-3	0-0	1-1-2	0	3	2	0	0	4	
J2	• at [15] Illinois	29	5-11	1-2	3-3	1-4-5	2	0	5	0	0	14	
J5	Nebraska												
J8	at Michigan State												
J14	at Indiana												
J17	Penn State												
J22	Michigan												
J27	at Ohio State												
J30	Minnesota												
F2	at Maryland												
F6	Northwestern												
F11	at Minnesota												
F16	Michigan State												
F20	at Nebraska												
F26	at Penn State												
M2	Wisconsin												
M6	Indiana												
#11   Isaiah Thompson													
Date	Opponent	Min.	FG	3FG	FT	O-D-T	PF	A	TO	B	S	Pts.	
N25	• vs. Liberty	26	2-4	1-3	2-2	0-0-0	0	2	0	0	0	7	
N26	• vs. Clemson	30	6-10	3-5	0-0	1-1-2	3	1	5	0	1	15	
D1	• Oakland	30	2-5	2-4	0-0	0-2-2	3	6	0	0	1	6	
D4	• Valparaiso	36	2-6	1-3	9-12	1-2-3	1	2	0	0	0	14	
D8	• at Miami	25	0-3	0-3	0-0	0-2-2	1	2	2	0	1	0	
D12	Indiana State	27	0-4	0-2	0-0	1-0-1	1	1	1	0	0	0	
D16	[20] Ohio State	13	0-0	0-0	0-0	2-0-2	0	1	1	0	0	0	
D19	vs. Notre Dame	9	1-2	1-2	0-0	0-0-0	0	0	0	0	0	3	
D22	at [4] Iowa	14	1-2	1-2	0-0	1-3-4	0	1	0	0	1	3	
D25	Maryland	10	1-2	1-2	0-0	0-1-1	1	2	0	0	0	3	
D29	at [14] Rutgers	27	7-8	3-4	0-0	0-1-1	3	0	1	0	0	17	
J2	at [15] Illinois	22	1-3	1-2	3-4	1-1-2	1	2	1	0	0	6	
J5	Nebraska												
J8	at Michigan State												
J14	at Indiana												
J17	Penn State												
J22	Michigan												
J27	at Ohio State												
J30	Minnesota												
F2	at Maryland												
F6	Northwestern												
F11	at Minnesota												
F16	Michigan State												
F20	at Nebraska												
F26	at Penn State												
M2	Wisconsin												
M6	Indiana												
#14   Jared Wulbrun													
Date	Opponent	Min.	FG	3FG	FT	O-D-T	PF	A	TO	B	S	Pts.	
N25	vs. Liberty												-- DID NOT PLAY --
N26	vs. Clemson												-- DID NOT PLAY --
D1	Oakland	3	1-1	1-1	0-0	0-0-0	0	1	0	0	0	3	
D4	Valparaiso												-- DID NOT PLAY --
D8	at Miami												-- DID NOT PLAY --
D12	Indiana State												-- DID NOT PLAY --
D16	[20] Ohio State												-- DID NOT PLAY --
D19	vs. Notre Dame												-- DID NOT PLAY --
D22	at [4] Iowa												-- DID NOT PLAY --
D25	Maryland												-- DID NOT PLAY --
D29	at [14] Rutgers												-- DID NOT PLAY --
J2	at [15] Illinois												-- DID NOT PLAY --
J5	Nebraska												
J8	at Michigan State												
J14	at Indiana												
J17	Penn State												
J22	Michigan												
J27	at Ohio State												
J30	Minnesota												
F2	at Maryland												
F6	Northwestern												
F11	at Minnesota												
F16	Michigan State												
F20	at Nebraska												
F26	at Penn State												
M2	Wisconsin												
M6	Indiana												
#15   Zach Edey													
Date	Opponent	Min.	FG	3FG	FT	O-D-T	PF	A	TO	B	S	Pts.	
N25	vs. Liberty	15	9-10	0-0	1-1	2-3-5	3	0	2	0	0	19	
N26	vs. Clemson	21	6-8	0-0	5-7	5-3-8	3	0	4	2	0	17	
D1	Oakland	19	4-5	0-0	5-6	3-4-7	4	0	3	0	0	13	
D4	Valparaiso	11	2-6	0-0	2-3	0-1-1	4	0	2	1	0	6	
D8	at Miami	14	5-5	0-0	5-6	0-2-2	5	1	4	0	1	15	
D12	• Indiana State	11	4-6	0-0	2-4	1-2-3	2	0	2	2	0	10	
D16	• [20] Ohio State	12	0-3	0-0	1-1	2-3-5	2	0	3	2	0	1	
D19	vs. Notre Dame	15	3-6	0-0	3-4	1-2-3	3	0	1	0	0	9	
D22	at [4] Iowa	11	1-2	0-0	1-2	0-1-1	3	1	1	0	1	3	
D25	Maryland	18	2-6	0-0	2-3	3-4-7	1	0	1	2	0	6	
D29	at [14] Rutgers	10	1-1	0-0	1-2	0-3-3	0	1	0	0	0	3	
J2	at [15] Illinois	13	3-6	0-0	1-2	0-4-4	1	0	1	3	0	7	
J5	Nebraska												
J8	at Michigan State												
J14	at Indiana												
J17	Penn State												
J22	Michigan												
J27	at Ohio State												
J30	Minnesota												
F2	at Maryland												
F6	Northwestern												
F11	at Minnesota												
F16	Michigan State												
F20	at Nebraska												
F26	at Penn State												
M2	Wisconsin												
M6	Indiana												

## INDIVIDUAL GAME-BY-GAME STATISTICS

## #21 | Matt Frost

Date	Opponent	Min.	FG	3FG	FT	O-D-T	PF	A	TO	B	S	Pts.
N25	vs. Liberty				-- DID NOT PLAY --							
N26	vs. Clemson				-- DID NOT PLAY --							
D1	Oakland	3	1-1	1-1	0-0	0-0-0	0	1	0	0	0	3
D4	Valparaiso				-- DID NOT PLAY --							
D8	at Miami				-- DID NOT PLAY --							
D12	Indiana State				-- DID NOT PLAY --							
D16	[20] Ohio State				-- DID NOT PLAY --							
D19	vs. Notre Dame				-- DID NOT PLAY --							
D22	at [4] Iowa				-- DID NOT PLAY --							
D25	Maryland				-- DID NOT PLAY --							
D29	at [14] Rutgers				-- DID NOT PLAY --							
J2	at [15] Illinois				-- DID NOT PLAY --							
J5	Nebraska											
J8	at Michigan State											
J14	at Indiana											
J17	Penn State											
J22	Michigan											
J27	at Ohio State											
J30	Minnesota											
F2	at Maryland											
F6	Northwestern											
F11	at Minnesota											
F16	Michigan State											
F20	at Nebraska											
F26	at Penn State											
M2	Wisconsin											
M6	Indiana											

## #22 | Chase Martin

Date	Opponent	Min.	FG	3FG	FT	O-D-T	PF	A	TO	B	S	Pts.
N25	vs. Liberty				-- DID NOT PLAY --							
N26	vs. Clemson				-- DID NOT PLAY --							
D1	Oakland	3	0-1	0-1	0-0	0-0-0	0	0	0	0	0	0
D4	Valparaiso				-- DID NOT PLAY --							
D8	at Miami				-- DID NOT PLAY --							
D12	Indiana State				-- DID NOT PLAY --							
D16	[20] Ohio State				-- DID NOT PLAY --							
D19	vs. Notre Dame				-- DID NOT PLAY --							
D22	at [4] Iowa				-- DID NOT PLAY --							
D25	Maryland				-- DID NOT PLAY --							
D29	at [14] Rutgers				-- DID NOT PLAY --							
J2	at [15] Illinois				-- DID NOT PLAY --							
J5	Nebraska											
J8	at Michigan State											
J14	at Indiana											
J17	Penn State											
J22	Michigan											
J27	at Ohio State											
J30	Minnesota											
F2	at Maryland											
F6	Northwestern											
F11	at Minnesota											
F16	Michigan State											
F20	at Nebraska											
F26	at Penn State											
M2	Wisconsin											
M6	Indiana											

## #23 | Jaden Ivey

Date	Opponent	Min.	FG	3FG	FT	O-D-T	PF	A	TO	B	S	Pts.
N25	vs. Liberty	17	5-7	1-2	1-3	0-1-1	2	0	2	0	0	12
N26	vs. Clemson				-- DID NOT PLAY --							
D1	Oakland				-- DID NOT PLAY --							
D4	Valparaiso				-- DID NOT PLAY --							
D8	at Miami				-- DID NOT PLAY --							
D12	Indiana State				-- DID NOT PLAY --							
D16	[20] Ohio State	8	2-7	0-4	0-0	0-1-1	0	0	0	0	1	4
D19	vs. Notre Dame	13	2-5	0-1	0-0	0-3-3	2	1	0	0	1	4
D22	at [4] Iowa	12	0-4	0-2	0-0	0-0-0	1	1	0	0	0	0
D25	Maryland	19	4-8	2-3	1-3	1-4-5	1	4	0	0	1	11
D29	at [14] Rutgers	20	3-9	0-4	2-2	1-1-2	3	2	0	1	0	8
J2	at [15] Illinois	15	0-4	0-1	0-0	0-2-2	0	0	0	0	0	0
J5	Nebraska											
J8	at Michigan State											
J14	at Indiana											
J17	Penn State											
J22	Michigan											
J27	at Ohio State											
J30	Minnesota											
F2	at Maryland											
F6	Northwestern											
F11	at Minnesota											
F16	Michigan State											
F20	at Nebraska											
F26	at Penn State											
M2	Wisconsin											
M6	Indiana											

## #25 | Ethan Morton

Date	Opponent	Min.	FG	3FG	FT	O-D-T	PF	A	TO	B	S	Pts.
N25	vs. Liberty	11	0-0	0-0	0-0	0-0-0	1	2	2	0	0	0
N26	vs. Clemson	25	0-2	0-0	0-0	0-1-1	0	5	3	0	0	0
D1	Oakland	22	1-3	1-3	0-0	0-2-2	0	6	2	0	1	3
D4	Valparaiso	23	2-5	1-4	0-0	1-1-2	4	0	1	0	0	5
D8	at Miami	11	0-4	0-2	0-0	1-2-3	0	0	0	0	0	0
D12	Indiana State	11	0-0	0-0	0-0	0-0-0	0	3	3	1	0	0
D16	[20] Ohio State	4	0-1	0-1	0-0	0-0-0	0	0	0	0	0	0
D19	vs. Notre Dame	6	0-1	0-1	0-0	0-0-0	0	0	0	0	0	0
D22	at [4] Iowa	8	0-0	0-0	0-0	0-0-0	0	0	0	0	0	0
D25	Maryland	4	0-0	0-0	0-0	0-0-0	0	0	0	0	0	0
D29	at [14] Rutgers	3	0-1	0-1	0-0	0-0-0	0	0	0	0	0	0
J2	at [15] Illinois	8	0-0	0-0	0-0	0-0-0	2	1	0	0	0	0
J5	Nebraska											
J8	at Michigan State											
J14	at Indiana											
J17	Penn State											
J22	Michigan											
J27	at Ohio State											
J30	Minnesota											
F2	at Maryland											
F6	Northwestern											
F11	at Minnesota											
F16	Michigan State											
F20	at Nebraska											
F26	at Penn State											
M2	Wisconsin											
M6	Indiana											

GAME 13 // PURDUE vs. NEBRASKA // JANUARY 5, 2021

INDIVIDUAL GAME-BY-GAME STATISTICS												
#34   Carson Barrett												
Date	Opponent	Min.	FG	3FG	FT	O-D-T	PF	A	TO	B	S	Pts.
N25	vs. Liberty				-- DID NOT PLAY --							
N26	vs. Clemson				-- DID NOT PLAY --							
D1	Oakland				-- DID NOT PLAY --							
D4	Valparaiso				-- DID NOT PLAY --							
D8	at Miami				-- DID NOT PLAY --							
D12	Indiana State				-- DID NOT PLAY --							
D16	[20] Ohio State				-- DID NOT PLAY --							
D19	vs. Notre Dame				-- DID NOT PLAY --							
D22	at [4] Iowa				-- DID NOT PLAY --							
D25	Maryland				-- DID NOT PLAY --							
D29	at [14] Rutgers				-- DID NOT PLAY --							
J2	at [15] Illinois				-- DID NOT PLAY --							
J5	Nebraska											
J8	at Michigan State											
J14	at Indiana											
J17	Penn State											
J22	Michigan											
J27	at Ohio State											
J30	Minnesota											
F2	at Maryland											
F6	Northwestern											
F11	at Minnesota											
F16	Michigan State											
F20	at Nebraska											
F26	at Penn State											
M2	Wisconsin											
M6	Indiana											
#50   Trevion Williams												
Date	Opponent	Min.	FG	3FG	FT	O-D-T	PF	A	TO	B	S	Pts.
N25	• vs. Liberty	25	3-7	0-0	1-3	1-10-11	4	5	3	1	1	7
N26	• vs. Clemson	18	4-11	0-0	2-2	3-5-8	5	2	2	0	1	10
D1	• Oakland	21	4-12	0-0	0-0	5-9-14	2	2	4	1	0	8
D4	• Valparaiso	29	7-15	0-1	3-9	4-7-11	4	2	3	0	0	17
D8	• at Miami	23	4-10	0-0	0-0	3-4-7	5	0	2	0	2	8
D12	Indiana State	29	13-18	0-0	4-7	6-5-11	1	2	2	1	1	30
D16	[20] Ohio State	27	6-12	0-0	4-4	2-7-9	3	8	4	0	0	16
D19	• vs. Notre Dame	23	7-12	0-0	0-3	4-3-7	2	2	2	0	1	14
D22	• at [4] Iowa	29	7-14	0-1	0-1	5-4-9	3	1	2	3	0	14
D25	• Maryland	16	4-9	0-0	2-3	3-5-8	3	2	2	0	0	10
D29	• at [14] Rutgers	29	10-12	0-0	1-1	4-8-12	1	1	2	1	0	21
J2	• at [15] Illinois	26	7-14	0-0	0-3	2-6-8	3	2	2	1	1	14
J5	Nebraska											
J8	at Michigan State											
J14	at Indiana											
J17	Penn State											
J22	Michigan											
J27	at Ohio State											
J30	Minnesota											
F2	at Maryland											
F6	Northwestern											
F11	at Minnesota											
F16	Michigan State											
F20	at Nebraska											
F26	at Penn State											
M2	Wisconsin											
M6	Indiana											
#55   Sasha Stefanovic												
Date	Opponent	Min.	FG	3FG	FT	O-D-T	PF	A	TO	B	S	Pts.
N25	• vs. Liberty	34	3-8	3-5	0-0	0-3-3	1	5	1	0	1	9
N26	• vs. Clemson	28	2-5	2-4	2-2	0-2-2	1	0	2	0	0	8
D1	• Oakland	29	6-9	6-9	2-2	0-1-1	1	7	0	0	0	20
D4	• Valparaiso	34	4-9	4-9	7-9	1-2-3	2	3	2	0	0	19
D8	• at Miami	32	1-5	1-4	1-2	0-5-5	3	1	1	0	0	4
D12	• Indiana State	33	3-5	3-5	3-4	0-3-3	2	4	2	0	0	12
D16	• [20] Ohio State	37	2-7	2-7	4-4	0-2-2	3	3	1	0	1	10
D19	• vs. Notre Dame	33	6-8	5-7	1-2	0-2-2	2	2	0	1	1	18
D22	• at [4] Iowa	30	3-7	2-6	0-0	0-4-4	1	3	3	0	1	8
D25	• Maryland	30	1-1	1-1	2-2	0-5-5	2	3	1	0	1	3
D29	• at [14] Rutgers	32	4-8	2-5	4-6	0-4-4	2	2	0	0	1	14
J2	• at [15] Illinois	30	3-6	3-5	0-0	0-3-3	4	0	1	0	0	9
J5	Nebraska											
J8	at Michigan State											
J14	at Indiana											
J17	Penn State											
J22	Michigan											
J27	at Ohio State											
J30	Minnesota											
F2	at Maryland											
F6	Northwestern											
F11	at Minnesota											
F16	Michigan State											
F20	at Nebraska											
F26	at Penn State											
M2	Wisconsin											
M6	Indiana											
Purdue Team Game-by-Game												
Date	Opponent	Min.	FG	3FG	FT	O-D-T	PF	A	TO	B	S	Pts.
N25	vs. Liberty	200	31-53	9-18	6-11	5-25-30	18	20	16	2	5	77
N26	vs. Clemson	200	26-58	9-21	9-11	13-24-37	16	11	22	3	4	70
D1	Oakland	200	33-60	17-32	10-11	13-27-40	14	27	12	1	4	93
D4	Valparaiso	200	19-54	6-23	24-37	11-23-34	21	13	9	1	4	68
D8	at Miami	200	21-60	4-25	8-10	13-27-40	23	11	14	2	8	54
D12	Indiana State	200	30-54	6-16	14-21	12-28-40	13	22	19	8	3	80
D16	[20] Ohio State	200	25-53	6-20	11-13	9-27-36	19	16	16	3	9	67
D19	vs. Notre Dame	200	32-65	14-28	10-15	12-28-40	18	20	6	2	6	88
D22	at [4] Iowa	200	23-58	8-25	1-3	9-26-35	16	17	14	3	6	55
D25	Maryland	200	26-57	10-22	11-17	10-31-41	18	16	10	3	3	73
D29	at [14] Rutgers	200	29-59	7-26	11-14	9-24-33	15	14	8	2	2	76
J2	at [15] Illinois	200	22-56	7-16	7-12	6-2-33	20	11	14	4	3	58
J5	Nebraska											
J8	at Michigan State											
J14	at Indiana											
J17	Penn State											
J22	Michigan											
J27	at Ohio State											
J30	Minnesota											
F2	at Maryland											
F6	Northwestern											
F11	at Minnesota											
F16	Michigan State											
F20	at Nebraska											
F26/27	at Penn State											
M2	Wisconsin											
M6	Indiana											



## INDIVIDUAL CAREER STATISTICS

## DOWUONA, Emmanuel

				Field Goals		3-Point		F-Throws		Rebounds									Scoring	
SEASON	TEAM	GP-GS	MIN/AVG	FG-FGA	FG%	3FG-FGA	3FG%	FT-FTA	FT%	OFF	DEF	TOT	AVG	PF-FO	AST	TO	BLK	STL	PTS	AVG
2019-20	Purdue	9-0	31/3.4	6-13	.462	0-0	.000	0-0	.000	3	5	8	0.9	10-0	1	2	3	2	12	1.3
TOTAL		9-0	31/3.4	6-13	.462	0-0	.000	0-0	.000	3	5	8	0.9	10-0	1	2	3	2	12	1.3

## EDEY, Zach

				Field Goals		3-Point		F-Throws		Rebounds									Scoring	
SEASON	TEAM	GP-GS	MIN/AVG	FG-FGA	FG%	3FG-FGA	3FG%	FT-FTA	FT%	OFF	DEF	TOT	AVG	PF-FO	AST	TO	BLK	STL	PTS	AVG
2020-21	Purdue	12-2	170/14.2	40-64	.625	0-0	.000	29-41	.707	17	32	49	4.1	31-1	3	24	12	2	109	9.1
TOTAL		12-2	170/14.2	40-64	.625	0-0	.000	29-41	.707	17	32	49	4.1	31-1	3	24	12	2	109	9.1

## FROST, Matt

				Field Goals		3-Point		F-Throws		Rebounds									Scoring	
SEASON	TEAM	GP-GS	MIN/AVG	FG-FGA	FG%	3FG-FGA	3FG%	FT-FTA	FT%	OFF	DEF	TOT	AVG	PF-FO	AST	TO	BLK	STL	PTS	AVG
2019-20	Purdue	9-0	17/1.9	1-2	.500	0-1	.000	0-0	.000	0	1	1	0.1	1-0	0	0	0	0	2	0.2
2020-21	Purdue	1-0	3/3.4	1-1	1.000	1-1	1.000	0-0	.000	0	0	0	0.0	0-0	1	0	0	0	3	3.0
TOTAL		10-0	21/2.1	2-3	.667	1-2	.500	0-0	.000	0	1	1	0.1	1-0	1	0	0	0	5	0.5

## GILLIS, Mason

				Field Goals		3-Point		F-Throws		Rebounds									Scoring	
SEASON	TEAM	GP-GS	MIN/AVG	FG-FGA	FG%	3FG-FGA	3FG%	FT-FTA	FT%	OFF	DEF	TOT	AVG	PF-FO	AST	TO	BLK	STL	PTS	AVG
2020-21	Purdue	12-7	245/20.5	24-48	.500	9-27	.333	5-6	.833	13	24	37	3.1	26-0	16	11	1	5	62	5.2
TOTAL		12-7	245/20.5	24-48	.500	9-27	.333	5-6	.833	13	24	37	3.1	26-0	16	11	1	5	62	5.2

## HUNTER JR., Eric

				Field Goals		3-Point		F-Throws		Rebounds									Scoring	
SEASON	TEAM	GP-GS	MIN/AVG	FG-FGA	FG%	3FG-FGA	3FG%	FT-FTA	FT%	OFF	DEF	TOT	AVG	PF-FO	AST	TO	BLK	STL	PTS	AVG
2018-19	Purdue	36-1	450/12.5	27-89	.303	10-46	.217	15-21	.714	16	34	50	1.4	37-0	39	21	3	13	79	2.2
2019-20	Purdue	31-30	974/31.4	117-282	.415	43-121	.355	51-67	.761	38	63	101	3.3	77-2	82	61	4	32	328	10.6
2020-21	Purdue	8-7	232/29.0	30-87	.345	11-35	.314	15-18	.833	3	14	17	2.1	17-0	27	19	0	10	86	10.8
TOTAL		75-38	1656/22.1	174-458	.380	64-202	.317	81-106	.764	57	111	168	2.2	131-2	148	101	7	55	493	6.6

## IVEY, Jaden

				Field Goals		3-Point		F-Throws		Rebounds									Scoring	
SEASON	TEAM	GP-GS	MIN/AVG	FG-FGA	FG%	3FG-FGA	3FG%	FT-FTA	FT%	OFF	DEF	TOT	AVG	PF-FO	AST	TO	BLK	STL	PTS	AVG
2020-21	Purdue	7-0	105/14.9	16-44	.364	3-17	.176	4-8	.500	2	12	14	2.0	9-0	8	2	1	3	39	5.6
TOTAL		7-0	105/14.9	16-44	.364	3-17	.176	4-8	.500	2	12	14	2.0	9-0	8	2	1	3	39	5.6

## MARTIN, Chase

				Field Goals		3-Point		F-Throws		Rebounds									Scoring	
SEASON	TEAM	GP-GS	MIN/AVG	FG-FGA	FG%	3FG-FGA	3FG%	FT-FTA	FT%	OFF	DEF	TOT	AVG	PF-FO	AST	TO	BLK	STL	PTS	AVG
2020-21	Purdue	1-0	3/3.4	0-1	.000	0-1	.000	0-0	.000	0	0	0	0.0	0-0	0	0	0	0	0	0.0
TOTAL		1-0	3/3.4	0-1	.000	0-1	.000	0-0	.000	0	0	0	0.0	0-0	0	0	0	0	0	0.0

## MORTON, Ethan

				Field Goals		3-Point		F-Throws		Rebounds									Scoring	
SEASON	TEAM	GP-GS	MIN/AVG	FG-FGA	FG%	3FG-FGA	3FG%	FT-FTA	FT%	OFF	DEF	TOT	AVG	PF-FO	AST	TO	BLK	STL	PTS	AVG
2020-21	Purdue	12-0	136/11.3	3-17	.176	2-12	.167	0-0	.000	2	6	8	0.7	7-0	17	11	1	1	8	0.7
TOTAL		12-0	136/11.3	3-17	.176	2-12	.167	0-0	.000	2	6	8	0.7	7-0	17	11	1	1	8	0.7

INDIVIDUAL CAREER STATISTICS

NEWMAN, Brandon

				Field Goals		3-Point		F-Throws		Rebounds								Scoring		
SEASON	TEAM	GP-GS	MIN/AVG	FG-FGA	FG%	3FG-FGA	3FG%	FT-FTA	FT%	OFF	DEF	TOT	AVG	PF-FO	AST	TO	BLK	STL	PTS	AVG
2020-21	Purdue	12-12	313/26.1	45-101	.446	20-48	.417	9-10	.900	7	37	44	3.7	25-1	24	17	2	10	119	9.9
TOTAL		12-12	313/26.1	45-101	.446	20-48	.417	9-10	.900	7	37	44	3.7	25-1	24	17	2	10	119	9.9

STEFANOVIC, Sasha

				Field Goals		3-Point		F-Throws		Rebounds										Scoring	
SEASON	TEAM	GP-GS	MIN/AVG	FG-FGA	FG%	3FG-FGA	3FG%	FT-FTA	FT%	OFF	DEF	TOT	AVG	PF-FO	AST	TO	BLK	STL	PTS	AVG	
2018-19	Purdue	36-0	419/11.6	30-77	.390	25-61	.410	5-14	.357	3	37	40	1.1	43-0	16	25	4	20	90	2.5	
2019-20	Purdue	30-22	792/26.4	85-221	.385	64-167	.383	40-49	.816	5	68	73	2.4	62-2	51	41	9	30	274	9.1	
2020-21	Purdue	12-12	381/31.7	38-78	.487	34-67	.507	26-33	.788	1	36	37	3.1	24-0	33	14	1	6	136	11.3	
TOTAL		78-34	1592/20.4	153-376	.407	123-295	.417	71-96	.740	9	141	150	1.9	129-2	100	80	14	56	500	6.4	

THOMPSON, Isaiah

				Field Goals		3-Point		F-Throws		Rebounds								Scoring		
SEASON	TEAM	GP-GS	MIN/AVG	FG-FGA	FG%	3FG-FGA	3FG%	FT-FTA	FT%	OFF	DEF	TOT	AVG	PF-FO	AST	TO	BLK	STL	PTS	AVG
2019-20	Purdue	31-0	581/18.7	58-164	.354	36-100	.360	21-31	.677	5	28	33	1.1	43-0	21	24	1	13	173	5.6
2020-21	Purdue	12-5	271/22.5	23-49	.469	14-32	.438	14-18	.778	7	13	20	1.7	14-0	20	11	0	4	74	6.2
TOTAL		43-5	851/19.8	81-213	.380	50-132	.379	35-49	.714	12	41	53	1.2	57-0	41	35	1	17	247	5.7

WHEELER, Aaron

				Field Goals		3-Point		F-Throws		Rebounds										Scoring	
SEASON	TEAM	GP-GS	MIN/AVG	FG-FGA	FG%	3FG-FGA	3FG%	FT-FTA	FT%	OFF	DEF	TOT	AVG	PF-FO	AST	TO	BLK	STL	PTS	AVG	
2018-19	Purdue	36-0	494/13.7	60-135	.444	31-85	.365	19-31	.613	34	75	109	3.0	65-1	15	24	17	21	170	4.7	
2019-20	Purdue	31-9	548/17.7	37-144	.257	21-97	.216	17-20	.850	30	99	129	4.2	59-3	29	30	11	20	112	3.6	
2020-21	Purdue	12-5	242/20.1	20-50	.400	8-29	.276	3-5	.600	13	50	63	5.3	22-0	19	14	8	9	51	4.3	
TOTAL		79-14	1283/16.2	117-329	.356	60-211	.284	39-56	.696	77	224	301	3.8	146-4	63	68	36	50	333	4.2	

WILLIAMS, Trevion

				Field Goals		3-Point		F-Throws		Rebounds										Scoring	
SEASON	TEAM	GP-GS	MIN/AVG	FG-FGA	FG%	3FG-FGA	3FG%	FT-FTA	FT%	OFF	DEF	TOT	AVG	PF-FO	AST	TO	BLK	STL	PTS	AVG	
2018-19	Purdue	34-8	350/10.3	78-144	.542	1-3	.333	19-37	.514	61	76	137	4.0	65-1	18	19	15	12	176	5.2	
2019-20	Purdue	31-22	665/21.4	154-299	.515	3-9	.333	45-94	.479	104	133	237	7.6	72-2	45	51	13	20	356	11.5	
2020-21	Purdue	12-10	296/24.7	76-146	.521	0-2	.000	17-36	.472	42	73	115	9.6	36-2	29	30	8	7	169	14.1	
TOTAL		77-40	1311/17.0	308-589	.523	4-14	.286	81-167	.485	207	282	489	6.4	173-5	92	100	36	39	701	9.1	

WULBRUN, Jared

				Field Goals		3-Point		F-Throws		Rebounds										Scoring	
SEASON	TEAM	GP-GS	MIN/AVG	FG-FGA	FG%	3FG-FGA	3FG%	FT-FTA	FT%	OFF	DEF	TOT	AVG	PF-FO	AST	TO	BLK	STL	PTS	AVG	
2018-19	CLU	25-23	682/27.3	50-132	.379	43-120	.358	21-26	.808	1	38	39	1.6	39-0	40	33	0	10	164	6.6	
2019-20	Purdue	9-0	17/1.9	1-2	.500	1-2	.500	0-0	.000	0	0	0	0.0	0-0	2	2	0	0	3	0.3	
2020-21	Purdue	1-0	3/3.4	1-1	1.000	1-1	1.000	0-0	.000	0	0	0	0.0	0-0	1	0	0	0	3	3.0	
TOTAL FOR Purdue		10-0	21/2.1	2-3	.667	2-3	.667	0-0	.000	0	0	0	0.0	0-0	3	2	0	0	6	0.6	
TOTAL		35-23	702/20.1	52-135	.385	45-123	.366	21-26	.808	1	38	39	1.1	39-0	43	35	0	10	170	4.9	

## SEASON / CAREER HIGHS

## #0 | MASON GILLIS

Points	
S:	12 vs. Notre Dame (12-19-20)
C:	12 vs. Notre Dame (12-19-20)
Rebounds	
S:	9 vs. Notre Dame (12-19-20)
C:	9 vs. Notre Dame (12-19-20)
Assists	
S:	3, Two Times
C:	3, Two Times
Steals	
S:	2 vs. Valparaiso (12-4-20)
C:	2 vs. Valparaiso (12-4-20)
Blocked Shots	
S:	1 vs. [20] Ohio State (12-16-20)
C:	1 vs. [20] Ohio State (12-16-20)
Field Goals Made	
S:	4, Two Times
C:	4, Two Times
Field Goal Attempts	
S:	10 vs. Miami (12-8-20)
C:	10 vs. Miami (12-8-20)
Three-Pointers Made	
S:	2 vs. Notre Dame (12-19-20)
C:	2 vs. Notre Dame (12-19-20)
Three-Point Attempts	
S:	4, Two Times
C:	4, Two Times
Free Throws Made	
S:	2, Two Times
C:	2, Two Times
Free Throw Attempts	
S:	2, Three Times
C:	2, Three Times
Minutes	
S:	31 vs. [14] Rutgers (12-29-20)
C:	31 vs. [14] Rutgers (12-29-20)

## #5 | BRANDON NEWMAN

Points	
S:	21 vs. Oakland (12-1-20)
C:	21 vs. Oakland (12-1-20)
Rebounds	
S:	8 vs. [4] Iowa (12-22-20)
C:	8 vs. [4] Iowa (12-22-20)
Assists	
S:	4, Two Times
C:	4, Two Times
Steals	
S:	2, Two Times
C:	2, Two Times
Blocked Shots	
S:	1, Two Times
C:	1, Two Times
Field Goals Made	
S:	7, Two Times
C:	7, Two Times
Field Goal Attempts	
S:	14 vs. Clemson (11-26-20)
C:	14 vs. Clemson (11-26-20)
Three-Pointers Made	
S:	4 vs. Oakland (12-1-20)
C:	4 vs. Oakland (12-1-20)
Three-Point Attempts	
S:	7, Three Times
C:	7, Three Times
Free Throws Made	
S:	3, Two Times
C:	3, Two Times
Free Throw Attempts	
S:	3, Two Times
C:	3, Two Times
Minutes	
S:	37 vs. Clemson (11-26-20)
C:	37 vs. Clemson (11-26-20)

## #1 | AARON WHEELER

Points	
S:	10, Two Times
C:	15 vs. [23] Maryland (12-6-18)
Rebounds	
S:	13 vs. Indiana State (12-12-20)
C:	13 vs. Indiana State (12-12-20)
Assists	
S:	4 vs. Liberty (11-25-20)
C:	5, Two Times
Steals	
S:	3 vs. [20] Ohio State (12-16-20)
C:	4 vs. Texas (11-9-19)
Blocked Shots	
S:	4 vs. Indiana State (12-12-20)
C:	4 vs. Indiana State (12-12-20)
Field Goals Made	
S:	4, Three Times
C:	6 vs. [23] Maryland (12-6-18)
Field Goal Attempts	
S:	8 vs. Oakland (12-1-20)
C:	12, Two Times
Three-Pointers Made	
S:	2, Two Times
C:	3, Four Times
Three-Point Attempts	
S:	4, Two Times
C:	7, Three Times
Free Throws Made	
S:	2 vs. Notre Dame (12-19-20)
C:	5 vs. Rutgers (11-15-19)
Free Throw Attempts	
S:	2, Two Times
C:	8 vs. Rutgers (11-15-19)
Minutes	
S:	29 vs. Liberty (11-25-20)
C:	34 vs. Texas (11-9-19)

## #11 | ISAIAH THOMPSON

Points	
S:	17 vs. [14] Rutgers (12-29-20)
C:	17, Two Times
Rebounds	
S:	4 vs. [4] Iowa (12-22-20)
C:	4, Two Times
Assists	
S:	6 vs. Oakland (12-1-20)
C:	6 vs. Oakland (12-1-20)
Steals	
S:	1, Four Times
C:	3 vs. Central Michigan (12-28-19)
Blocked Shots	
S:	0
C:	1 vs. Central Michigan (12-28-19)
Field Goals Made	
S:	7 vs. [14] Rutgers (12-29-20)
C:	7 vs. [14] Rutgers (12-29-20)
Field Goal Attempts	
S:	10 vs. Clemson (11-26-20)
C:	11, Two Times
Three-Pointers Made	
S:	3, Two Times
C:	5 vs. Chicago State (11-16-19)
Three-Point Attempts	
S:	5 vs. Clemson (11-26-20)
C:	10 vs. Chicago State (11-16-19)
Free Throws Made	
S:	9 vs. Valparaiso (12-4-20)
C:	9 vs. Valparaiso (12-4-20)
Free Throw Attempts	
S:	12 vs. Valparaiso (12-4-20)
C:	12, Two Times
Minutes	
S:	36 vs. Valparaiso (12-4-20)
C:	40 vs. [19] Michigan (11-9-20)

## #2 | ERIC HUNTER JR.

Points	
S:	18 vs. Notre Dame (12-19-20)
C:	19 vs. [18] Iowa (3-3-20)
Rebounds	
S:	5 vs. Notre Dame (12-19-20)
C:	7, Four Times
Assists	
S:	8 vs. Notre Dame (12-19-20)
C:	8 vs. Notre Dame (12-19-20)
Steals	
S:	3 vs. Notre Dame (12-19-20)
C:	3, Four Times
Blocked Shots	
S:	0
C:	1, Six Times
Field Goals Made	
S:	6, Three Times
C:	7 vs. Green Bay (11-6-19)
Field Goal Attempts	
S:	15, Two Times
C:	15, Two Times
Three-Pointers Made	
S:	4 vs. Notre Dame (12-19-20)
C:	4, Two Times
Three-Point Attempts	
S:	7 vs. Notre Dame (12-19-20)
C:	8, Two Times
Free Throws Made	
S:	4 vs. Indiana State (12-12-20)
C:	7 vs. [18] Iowa (3-3-20)
Free Throw Attempts	
S:	4, Two Times
C:	8, Two Times
Minutes	
S:	34, Two Times
C:	47 vs. [19] Michigan (11-9-20)

## #14 | JARED WULBRUN

Points	
S:	3 vs. Oakland (12-1-20)
C:	19 vs. Redlands (2-13-19)
Rebounds	
S:	0
C:	4, Two Times
Assists	
S:	1 vs. Oakland (12-1-20)
C:	5 vs. UC Santa Cruz (1-26-19)
Steals	
S:	0
C:	2 vs. Pacific, Ore. (11-21-19)
Blocked Shots	
S:	0
C:	0
Field Goals Made	
S:	1 vs. Oakland (12-1-20)
C:	6 vs. Redlands (2-13-19)
Field Goal Attempts	
S:	1 vs. Oakland (12-1-20)
C:	12 vs. Pomona-Pitzer (2-9-19)
Three-Pointers Made	
S:	1 vs. Oakland (12-1-20)
C:	5, Two Times
Three-Point Attempts	
S:	1 vs. Oakland (12-1-20)
C:	9, Four Times
Free Throws Made	
S:	0
C:	5, Three Times
Free Throw Attempts	
S:	0
C:	6, Two Times
Minutes	
S:	3 vs. Oakland (12-1-20)
C:	36 vs. Redlands (1-9-19)

## #4 | EMMANUEL DOWUONA

Points	
S:	0
C:	4 vs. Chicago State (11-16-19)
Rebounds	
S:	0
C:	3 vs. Central Michigan (12-28-19)
Assists	
S:	0
C:	1 vs. Central Michigan (12-28-19)
Steals	
S:	0
C:	1 vs. Chicago State (11-16-19)
Blocked Shots	
S:	0
C:	2 vs. Chicago State (11-16-19)
Field Goals Made	
S:	0
C:	2 vs. Chicago State (11-16-19)
Field Goal Attempts	
S:	0
C:	4 vs. Jacksonville State (11-23-19)
Three-Pointers Made	
S:	0
C:	0
Three-Point Attempts	
S:	0
C:	0
Free Throws Made	
S:	0
C:	0
Free Throw Attempts	
S:	0
C:	0
Minutes	
S:	0
C:	9 vs. Chicago State (11-16-19)


## #15 | ZACH EDEY

Points	
S:	19 vs. Liberty (11-25-20)
C:	19 vs. Liberty (11-25-20)
Rebounds	
S:	8 vs. Clemson (11-26-20)
C:	8 vs. Clemson (11-26-20)
Assists	
S:	1, Three Times
C:	1, Three Times
Steals	
S:	1, Two Times
C:	1, Two Times
Blocked Shots	
S:	3 vs. [15] Illinois (1-2-21)
C:	3 vs. [15] Illinois (1-2-21)
Field Goals Made	
S:	9 vs. Liberty (11-25-20)
C:	9 vs. Liberty (11-25-20)
Field Goal Attempts	
S:	10 vs. Liberty (11-25-20)
C:	10 vs. Liberty (11-25-20)
Three-Pointers Made	
S:	0
C:	0
Three-Point Attempts	
S:	0
C:	0
Free Throws Made	
S:	5, Three Times
C:	5, Three Times
Free Throw Attempts	
S:	7 vs. Clemson (11-26-20)
C:	7 vs. Clemson (11-26-20)
Minutes	
S:	21 vs. Clemson (11-26-20)
C:	21 vs. Clemson (11-26-20)

GAME 13 // PURDUE vs. NEBRASKA // JANUARY 5, 2021

SEASON / CAREER HIGHS			
#21   MATT FROST			
Points			
S:	3 vs. Oakland (12-1-20)		
C:	3 vs. Oakland (12-1-20)		
Rebounds			
S:	0		
C:	1 vs. [8] Michigan State (1-12-20)		
Assists			
S:	1 vs. Oakland (12-1-20)		
C:	1 vs. Oakland (12-1-20)		
Steals			
S:	0		
C:	0		
Blocked Shots			
S:	0		
C:	0		
Field Goals Made			
S:	1 vs. Oakland (12-1-20)		
C:	1, Two Times		
Field Goal Attempts			
S:	1 vs. Oakland (12-1-20)		
C:	2 vs. Central Michigan (12-28-19)		
Three-Pointers Made			
S:	1 vs. Oakland (12-1-20)		
C:	1 vs. Oakland (12-1-20)		
Three-Point Attempts			
S:	1 vs. Oakland (12-1-20)		
C:	1, Two Times		
Free Throws Made			
S:	0		
C:	0		
Free Throw Attempts			
S:	0		
C:	0		
Minutes			
S:	3 vs. Oakland (12-1-20)		
C:	4 vs. Central Michigan (12-28-19)		
#34   CARSON BARRETT			
Points			
S:	0		
C:	0		
Rebounds			
S:	0		
C:	0		
Assists			
S:	0		
C:	0		
Steals			
S:	0		
C:	0		
Blocked Shots			
S:	0		
C:	0		
Field Goals Made			
S:	0		
C:	0		
Field Goal Attempts			
S:	0		
C:	0		
Three-Pointers Made			
S:	0		
C:	0		
Three-Point Attempts			
S:	0		
C:	0		
Free Throws Made			
S:	0		
C:	0		
Free Throw Attempts			
S:	0		
C:	0		
Minutes			
S:	0		
C:	0		
#22   CHASE MARTIN			
Points			
S:	0		
C:	0		
Rebounds			
S:	0		
C:	0		
Assists			
S:	0		
C:	0		
Steals			
S:	0		
C:	0		
Blocked Shots			
S:	0		
C:	0		
Field Goals Made			
S:	0		
C:	0		
Field Goal Attempts			
S:	0		
C:	0		
Three-Pointers Made			
S:	0		
C:	0		
Three-Point Attempts			
S:	1 vs. Oakland (12-1-20)		
C:	1 vs. Oakland (12-1-20)		
Free Throws Made			
S:	0		
C:	0		
Free Throw Attempts			
S:	0		
C:	0		
Minutes			
S:	3 vs. Oakland (12-1-20)		
C:	3 vs. Oakland (12-1-20)		
#50   TREVION WILLIAMS			
Points			
S:	30 vs. Indiana State (12-12-20)		
C:	36 vs. [19] Michigan (1-9-20)		
Rebounds			
S:	14 vs. Oakland (12-1-20)		
C:	20 vs. [19] Michigan (1-9-20)		
Assists			
S:	8 vs. [20] Ohio State (12-16-20)		
C:	8 vs. [20] Ohio State (12-16-20)		
Steals			
S:	2 vs. Miami (12-8-20)		
C:	4 vs. [17] Butler (12-21-19)		
Blocked Shots			
S:	3 vs. [4] Iowa (12-22-20)		
C:	3 vs. [4] Iowa (12-22-20)		
Field Goals Made			
S:	13 vs. Indiana State (12-12-20)		
C:	16 vs. [19] Michigan (1-9-20)		
Field Goal Attempts			
S:	18 vs. Indiana State (12-12-20)		
C:	28 vs. [19] Michigan (1-9-20)		
Three-Pointers Made			
S:	0		
C:	1, Three Times		
Three-Point Attempts			
S:	1 vs. Valparaiso (12-4-20)		
C:	2 vs. Ohio State (2-15-20)		
Free Throws Made			
S:	4, Two Times		
C:	4, Three Times		
Free Throw Attempts			
S:	9 vs. Valparaiso (12-4-20)		
C:	9 vs. Valparaiso (12-4-20)		
Minutes			
S:	29, Four Times		
C:	44 vs. [19] Michigan (1-9-20)		
#23   JADEN IVEY			
Points			
S:	12 vs. Liberty (11-25-20)		
C:	12 vs. Liberty (11-25-20)		
Rebounds			
S:	5 vs. Maryland (12-25-20)		
C:	5 vs. Maryland (12-25-20)		
Assists			
S:	4 vs. Maryland (12-25-20)		
C:	4 vs. Maryland (12-25-20)		
Steals			
S:	1, Three Times		
C:	1, Three Times		
Blocked Shots			
S:	1 vs. [14] Rutgers (12-29-20)		
C:	1 vs. [14] Rutgers (12-29-20)		
Field Goals Made			
S:	5 vs. Liberty (11-25-20)		
C:	5 vs. Liberty (11-25-20)		
Field Goal Attempts			
S:	9 vs. [14] Rutgers (12-29-20)		
C:	9 vs. [14] Rutgers (12-29-20)		
Three-Pointers Made			
S:	2 vs. Maryland (12-25-20)		
C:	2 vs. Maryland (12-25-20)		
Three-Point Attempts			
S:	4, Two Times		
C:	4, Two Times		
Free Throws Made			
S:	2 vs. [14] Rutgers (12-29-20)		
C:	2 vs. [14] Rutgers (12-29-20)		
Free Throw Attempts			
S:	3, Two Times		
C:	3, Two Times		
Minutes			
S:	20 vs. [14] Rutgers (12-29-20)		
C:	20 vs. [14] Rutgers (12-29-20)		
#55   SASHA STEFANOVIC			
Points			
S:	20 vs. Oakland (12-1-20)		
C:	23 vs. Central Michigan (12-28-19)		
Rebounds			
S:	5, Two Times		
C:	8 vs. [17] Maryland (1-18-20)		
Assists			
S:	7 vs. Oakland (12-1-20)		
C:	7 vs. Oakland (12-1-20)		
Steals			
S:	1, Six Times		
C:	4 vs. [5] Virginia (12-4-19)		
Blocked Shots			
S:	1 vs. Notre Dame (12-19-20)		
C:	3 vs. [8] Michigan State (1-12-20)		
Field Goals Made			
S:	6, Two Times		
C:	8 vs. Central Michigan (12-28-19)		
Field Goal Attempts			
S:	9, Two Times		
C:	13 vs. Central Michigan (12-28-19)		
Three-Pointers Made			
S:	6 vs. Oakland (12-1-20)		
C:	7 vs. Central Michigan (12-28-19)		
Three-Point Attempts			
S:	9, Two Times		
C:	10, Two Times		
Free Throws Made			
S:	7 vs. Valparaiso (12-4-20)		
C:	7 vs. Valparaiso (12-4-20)		
Free Throw Attempts			
S:	9 vs. Valparaiso (12-4-20)		
C:	9 vs. Valparaiso (12-4-20)		
Minutes			
S:	37 vs. [20] Ohio State (12-16-20)		
C:	46 vs. Minnesota (1-2-20)		
#25   ETHAN MORTON			
Points			
S:	5 vs. Valparaiso (12-4-20)		
C:	5 vs. Valparaiso (12-4-20)		
Rebounds			
S:	2, Two Times		
C:	2, Two Times		
Assists			
S:	6 vs. Oakland (12-1-20)		
C:	6 vs. Oakland (12-1-20)		
Steals			
S:	1 vs. Oakland (12-1-20)		
C:	1 vs. Oakland (12-1-20)		
Blocked Shots			
S:	0		
C:	0		
Field Goals Made			
S:	2 vs. Valparaiso (12-4-20)		
C:	2 vs. Valparaiso (12-4-20)		
Field Goal Attempts			
S:	5 vs. Valparaiso (12-4-20)		
C:	5 vs. Valparaiso (12-4-20)		
Three-Pointers Made			
S:	1, Two Times		
C:	1, Two Times		
Three-Point Attempts			
S:	4 vs. Valparaiso (12-4-20)		
C:	4 vs. Valparaiso (12-4-20)		
Free Throws Made			
S:	0		
C:	0		
Free Throw Attempts			
S:	0		
C:	0		
Minutes			
S:	25 vs. Clemson (11-26-20)		
C:	25 vs. Clemson (11-26-20)		



	<b>PURDUE BOILERMAKERS</b> 2020-21 Record: 7-5 (2-3 Big Ten)   AP Ranking: --   Streak: Loss-2 Scoring Offense: 71.6   Scoring Defense: 67.3   Scoring Margin: +4.3 Field Goal Pct.: .461   Field Goal Pct. Defense: .427   3-Pt. Percentage: .379 Rebound Margin: +6.8   Turnover Margin: -1.8										<ul style="list-style-type: none"><li>• Purdue is one of four schools (Gonzaga, Kentucky, Michigan) to make three straight Sweet 16 appearances.</li><li>• Tonight's game will be No. 524 for <b>Matt Painter</b>, passing <b>Ward "Piggy" Lambert</b> for 2nd on the Purdue games coached list.</li><li>• Purdue is averaging 76.2 points per game and shooting 47.8 percent from the field in its home games this year.</li><li>• Purdue has shot at least 40.0 percent from 3-point range in six of 12 games this year; ranks 45th in 3P pct. nationally.</li><li>• Purdue has allowed just one team (Ohio State) to grab at least 10 offensive rebounds.</li><li>• Purdue has only shot 20 free throws in two games this year (Valparaiso, Indiana State); outscored by 21 pts. at line.</li></ul>																																																																					
	<b>National Rankings:</b> -- / Associated Press -- / Coaches										<b>CAREER HIGHS</b> <b>P:</b> 12 Notre Dame (12-19-20) <b>R:</b> 9 Notre Dame (12-19-20) <b>A:</b> 3 Miami (12-8-20) <b>M:</b> 31 [14] Rutgers (12-29-20)																																																																					
	<b>2020-21 Record / Conf:</b> 7-5 / 2-3 Big Ten										<b>CAREER HIGHS</b> <b>P:</b> 15 [23] Maryland (12-6-18) <b>R:</b> 13 Indiana State (12-12-20) <b>A:</b> 5 Marquette (11-13-19) <b>M:</b> 34 Texas (11-9-19)																																																																					
	<b>Last Game:</b> Lost to [15] Illinois 66-58 Jan. 2, 2021										<b>CAREER HIGHS</b> <b>P:</b> 19 [18] Iowa (3-3-20) <b>R:</b> 7 Four Times <b>A:</b> 8 Notre Dame (12-19-20) <b>M:</b> 47 [19] Michigan (1-9-20)																																																																					
	<b>Next Game:</b> Jan. 8, 2021 Michigan State										<b>CAREER HIGHS</b> <b>P:</b> 4 Chicago State (11-16-19) <b>R:</b> 3 Central Michigan (12-28-19) <b>A:</b> 1 Central Michigan (12-28-19) <b>M:</b> 9 Chicago State (11-16-19)																																																																					
	<b>Head Coach:</b> Matt Painter PUR: 344-179 / 16th CAR: 369-184 / 17th										<b>CAREER HIGHS</b> <b>P:</b> 21 Oakland (12-1-20) <b>R:</b> 8 [4] Iowa (12-22-20) <b>A:</b> 4 Notre Dame (12-19-20) <b>M:</b> 37 Clemson (11-26-20)																																																																					
	<b>Assistant Coaches:</b> Brandon Brantley Steve Lutz Micah Shrewsberry Elliot Bloom (DBO)										<b>CAREER HIGHS</b> <b>P:</b> 17 Two Times <b>R:</b> 4 Two Times <b>A:</b> 6 Oakland (12-1-20) <b>M:</b> 40 [19] Michigan (1-9-20)																																																																					
	<b>2020-21 SCHEDULE</b> <table><tr><th>Opponent</th><th>Date / Result</th></tr><tr><td>vs. Liberty</td><td>W, 77-64</td></tr><tr><td>vs. Clemson</td><td>L, 70-81</td></tr><tr><td>Oakland</td><td>W, 93-50</td></tr><tr><td>Valparaiso</td><td>W, 68-61</td></tr><tr><td>at Miami</td><td>L, 54-58</td></tr><tr><td>Indiana State</td><td>W, 80-68</td></tr><tr><td>[20] Ohio State</td><td>W, 67-60</td></tr><tr><td>vs. Notre Dame</td><td>W, 88-78</td></tr><tr><td>at [4] Iowa</td><td>L, 55-70</td></tr><tr><td>Maryland</td><td>W, 73-70</td></tr><tr><td>at [14] Rutgers</td><td>L, 76-81</td></tr><tr><td>at [15] Illinois</td><td>L, 58-66</td></tr><tr><td>Nebraska</td><td>J5</td></tr><tr><td>at [23] Michigan State</td><td>J8</td></tr><tr><td>at Indiana</td><td>J14</td></tr><tr><td>Penn State</td><td>J17</td></tr><tr><td>Michigan</td><td>J22</td></tr><tr><td>at Ohio State</td><td>J27</td></tr><tr><td>Minnesota</td><td>J30</td></tr><tr><td>at Maryland</td><td>F2</td></tr><tr><td>Northwestern</td><td>F6</td></tr><tr><td>at Minnesota</td><td>F11</td></tr><tr><td>Michigan State</td><td>F16</td></tr><tr><td>at Nebraska</td><td>F20</td></tr><tr><td>at Penn State</td><td>F26</td></tr><tr><td>Wisconsin</td><td>M2</td></tr><tr><td>Indiana</td><td>M6</td></tr><tr><td>Big Ten Tournament</td><td>M10-14</td></tr><tr><td>NCAA Tournament</td><td>TBA</td></tr></table>										Opponent	Date / Result	vs. Liberty	W, 77-64	vs. Clemson	L, 70-81	Oakland	W, 93-50	Valparaiso	W, 68-61	at Miami	L, 54-58	Indiana State	W, 80-68	[20] Ohio State	W, 67-60	vs. Notre Dame	W, 88-78	at [4] Iowa	L, 55-70	Maryland	W, 73-70	at [14] Rutgers	L, 76-81	at [15] Illinois	L, 58-66	Nebraska	J5	at [23] Michigan State	J8	at Indiana	J14	Penn State	J17	Michigan	J22	at Ohio State	J27	Minnesota	J30	at Maryland	F2	Northwestern	F6	at Minnesota	F11	Michigan State	F16	at Nebraska	F20	at Penn State	F26	Wisconsin	M2	Indiana	M6	Big Ten Tournament	M10-14	NCAA Tournament	TBA	<b>CAREER HIGHS</b> <b>P:</b> 19 Redlands (2-13-19) <b>R:</b> 4 Two Times <b>A:</b> 5 UC Santa Cruz (1-26-19) <b>M:</b> 36 Redlands (1-9-19)									
	Opponent	Date / Result																																																																														
	vs. Liberty	W, 77-64																																																																														
vs. Clemson	L, 70-81																																																																															
Oakland	W, 93-50																																																																															
Valparaiso	W, 68-61																																																																															
at Miami	L, 54-58																																																																															
Indiana State	W, 80-68																																																																															
[20] Ohio State	W, 67-60																																																																															
vs. Notre Dame	W, 88-78																																																																															
at [4] Iowa	L, 55-70																																																																															
Maryland	W, 73-70																																																																															
at [14] Rutgers	L, 76-81																																																																															
at [15] Illinois	L, 58-66																																																																															
Nebraska	J5																																																																															
at [23] Michigan State	J8																																																																															
at Indiana	J14																																																																															
Penn State	J17																																																																															
Michigan	J22																																																																															
at Ohio State	J27																																																																															
Minnesota	J30																																																																															
at Maryland	F2																																																																															
Northwestern	F6																																																																															
at Minnesota	F11																																																																															
Michigan State	F16																																																																															
at Nebraska	F20																																																																															
at Penn State	F26																																																																															
Wisconsin	M2																																																																															
Indiana	M6																																																																															
Big Ten Tournament	M10-14																																																																															
NCAA Tournament	TBA																																																																															
<b>#14   Jared Wulbrun   So.   Guard</b> 5-10   185   Stanford, Calif.   Palo Alto   Cal Lutheran <table><tr><th>GP / GS</th><th>PPG</th><th>RPG</th><th>APG</th><th>Blks.</th><th>Stls.</th><th>FG %</th><th>3P %</th><th>FT %</th></tr><tr><td>1 / 0</td><td>3.0</td><td>0.0</td><td>1.0</td><td>0</td><td>0</td><td>1-1</td><td>1-1</td><td>0-0</td></tr></table>										GP / GS	PPG	RPG	APG	Blks.	Stls.	FG %	3P %	FT %	1 / 0	3.0	0.0	1.0	0	0	1-1	1-1	0-0	<b>CAREER HIGHS</b> <b>P:</b> 19 Liberty (11-25-20) <b>R:</b> 8 Clemson (11-26-20) <b>B:</b> 3 [15] Illinois (1-2-21) <b>M:</b> 21 Clemson (11-26-20)																																																				
GP / GS	PPG	RPG	APG	Blks.	Stls.	FG %	3P %	FT %																																																																								
1 / 0	3.0	0.0	1.0	0	0	1-1	1-1	0-0																																																																								
<b>#15   Zach Edey   Fr.   Center   (e-Dee)</b> 7-4   285   Toronto, Canada   IMG Academy (Fla.) <table><tr><th>GP / GS</th><th>PPG</th><th>RPG</th><th>APG</th><th>Blks.</th><th>Stls.</th><th>FG %</th><th>3P %</th><th>FT %</th></tr><tr><td>12 / 2</td><td>9.1</td><td>4.1</td><td>0.3</td><td>12</td><td>2</td><td>.625</td><td>0-0</td><td>.707</td></tr></table>										GP / GS	PPG	RPG	APG	Blks.	Stls.	FG %	3P %	FT %	12 / 2	9.1	4.1	0.3	12	2	.625	0-0	.707	<b>CAREER HIGHS</b> <b>P:</b> 3 Oakland (12-1-20) <b>R:</b> 1 [18] Michigan St. (1-12-20) <b>A:</b> 1 Oakland (12-1-20) <b>M:</b> 4 Central Michigan (12-28-19)																																																				
GP / GS	PPG	RPG	APG	Blks.	Stls.	FG %	3P %	FT %																																																																								
12 / 2	9.1	4.1	0.3	12	2	.625	0-0	.707																																																																								
<b>#21   Matt Frost   So.   Forward</b> 6-5   200   Columbus, Ind.   Columbus East <table><tr><th>GP / GS</th><th>PPG</th><th>RPG</th><th>APG</th><th>Blks.</th><th>Stls.</th><th>FG %</th><th>3P %</th><th>FT %</th></tr><tr><td>1 / 0</td><td>3.0</td><td>0.0</td><td>1.0</td><td>0</td><td>0</td><td>1-1</td><td>1-1</td><td>0-0</td></tr></table>										GP / GS	PPG	RPG	APG	Blks.	Stls.	FG %	3P %	FT %	1 / 0	3.0	0.0	1.0	0	0	1-1	1-1	0-0	<b>CAREER HIGHS</b> <b>P:</b> 0 <b>R:</b> 0 <b>A:</b> 0 <b>M:</b> 3 Oakland (12-1-20)																																																				
GP / GS	PPG	RPG	APG	Blks.	Stls.	FG %	3P %	FT %																																																																								
1 / 0	3.0	0.0	1.0	0	0	1-1	1-1	0-0																																																																								
<b>#22   Chase Martin   Fr.   Guard</b> 6-3   195   Columbia, Mo.   Tolton <table><tr><th>GP / GS</th><th>PPG</th><th>RPG</th><th>APG</th><th>Blks.</th><th>Stls.</th><th>FG %</th><th>3P %</th><th>FT %</th></tr><tr><td>1 / 0</td><td>0.0</td><td>0.0</td><td>0.0</td><td>0</td><td>0</td><td>0-1</td><td>0-1</td><td>--</td></tr></table>										GP / GS	PPG	RPG	APG	Blks.	Stls.	FG %	3P %	FT %	1 / 0	0.0	0.0	0.0	0	0	0-1	0-1	--	<b>CAREER HIGHS</b> <b>P:</b> 12 Liberty (11-25-20) <b>R:</b> 5 Maryland (12-25-20) <b>A:</b> 4 Maryland (12-25-20) <b>M:</b> 20 [14] Rutgers (12-29-20)																																																				
GP / GS	PPG	RPG	APG	Blks.	Stls.	FG %	3P %	FT %																																																																								
1 / 0	0.0	0.0	0.0	0	0	0-1	0-1	--																																																																								
<b>#23   Jaden Ivey   Fr.   Guard   (jay-den Ivy)</b> 6-4   200   South Bend, Ind.   La Lumiere Prep <table><tr><th>GP / GS</th><th>PPG</th><th>RPG</th><th>APG</th><th>Blks.</th><th>Stls.</th><th>FG %</th><th>3P %</th><th>FT %</th></tr><tr><td>7 / 0</td><td>5.6</td><td>2.0</td><td>1.1</td><td>1</td><td>3</td><td>.364</td><td>.176</td><td>4-8</td></tr></table>										GP / GS	PPG	RPG	APG	Blks.	Stls.	FG %	3P %	FT %	7 / 0	5.6	2.0	1.1	1	3	.364	.176	4-8	<b>CAREER HIGHS</b> <b>P:</b> 5 Valparaiso (12-4-20) <b>R:</b> 2 Two Times <b>A:</b> 6 Oakland (12-1-20) <b>M:</b> 25 Clemson (11-25-20)																																																				
GP / GS	PPG	RPG	APG	Blks.	Stls.	FG %	3P %	FT %																																																																								
7 / 0	5.6	2.0	1.1	1	3	.364	.176	4-8																																																																								
<b>#25   Ethan Morton   Fr.   Guard</b> 6-6   215   Butler, Pa.   Butler <table><tr><th>GP / GS</th><th>PPG</th><th>RPG</th><th>APG</th><th>Blks.</th><th>Stls.</th><th>FG %</th><th>3P %</th><th>FT %</th></tr><tr><td>12 / 0</td><td>0.7</td><td>0.7</td><td>1.4</td><td>1</td><td>1</td><td>3-13</td><td>2-10</td><td>0-0</td></tr></table>										GP / GS	PPG	RPG	APG	Blks.	Stls.	FG %	3P %	FT %	12 / 0	0.7	0.7	1.4	1	1	3-13	2-10	0-0	<b>CAREER HIGHS</b> <b>P:</b> 0 <b>R:</b> 0 <b>A:</b> 0 <b>M:</b> 0																																																				
GP / GS	PPG	RPG	APG	Blks.	Stls.	FG %	3P %	FT %																																																																								
12 / 0	0.7	0.7	1.4	1	1	3-13	2-10	0-0																																																																								
<b>#34   Carson Barrett   Fr.   Forward</b> 6-5   215   Lafayette, Ind.   Lafayette Central Catholic <table><tr><th>GP / GS</th><th>PPG</th><th>RPG</th><th>APG</th><th>Blks.</th><th>Stls.</th><th>FG %</th><th>3P %</th><th>FT %</th></tr><tr><td>0 / 0</td><td>--</td><td>--</td><td>--</td><td>--</td><td>--</td><td>--</td><td>--</td><td>--</td></tr></table>										GP / GS	PPG	RPG	APG	Blks.	Stls.	FG %	3P %	FT %	0 / 0	--	--	--	--	--	--	--	--	<b>CAREER HIGHS</b> <b>P:</b> 0 <b>R:</b> 0 <b>A:</b> 0 <b>M:</b> 0																																																				
GP / GS	PPG	RPG	APG	Blks.	Stls.	FG %	3P %	FT %																																																																								
0 / 0	--	--	--	--	--	--	--	--																																																																								
<b>#50   Trevion Williams   So.   Forward   (tray-vee-on)</b> 6-10   265   Chicago, Ill.   Henry Ford (Mich.) <table><tr><th>GP / GS</th><th>PPG</th><th>RPG</th><th>APG</th><th>Blks.</th><th>Stls.</th><th>FG %</th><th>3P %</th><th>FT %</th></tr><tr><td>12 / 10</td><td>14.1</td><td>9.6</td><td>2.4</td><td>8</td><td>7</td><td>.521</td><td>0-1</td><td>.472</td></tr></table>										GP / GS	PPG	RPG	APG	Blks.	Stls.	FG %	3P %	FT %	12 / 10	14.1	9.6	2.4	8	7	.521	0-1	.472	<b>CAREER HIGHS</b> <b>P:</b> 36 [19] Michigan (1-9-20) <b>R:</b> 20 [19] Michigan (1-9-20) <b>A:</b> 8 [20] Ohio State (12-16-16) <b>M:</b> 44 [19] Michigan (1-9-20)																																																				
GP / GS	PPG	RPG	APG	Blks.	Stls.	FG %	3P %	FT %																																																																								
12 / 10	14.1	9.6	2.4	8	7	.521	0-1	.472																																																																								
<b>#55   Sasha Stefanovic   So.   Guard   (steph-On-uh-vitch)</b> 6-5   200   Crown Point, Ind.   Crown Point <table><tr><th>GP / GS</th><th>PPG</th><th>RPG</th><th>APG</th><th>Blks.</th><th>Stls.</th><th>FG %</th><th>3P %</th><th>FT %</th></tr><tr><td>12 / 12</td><td>11.3</td><td>3.1</td><td>2.8</td><td>1</td><td>6</td><td>.487</td><td>.507</td><td>.788</td></tr></table>										GP / GS	PPG	RPG	APG	Blks.	Stls.	FG %	3P %	FT %	12 / 12	11.3	3.1	2.8	1	6	.487	.507	.788	<b>CAREER HIGHS</b> <b>P:</b> 23 Central Michigan (12-28-19) <b>R:</b> 8 [17] Maryland (1-18-20) <b>A:</b> 7 Oakland (12-1-20) <b>M:</b> 46 Minnesota (1-2-20)																																																				
GP / GS	PPG	RPG	APG	Blks.	Stls.	FG %	3P %	FT %																																																																								
12 / 12	11.3	3.1	2.8	1	6	.487	.507	.788																																																																								
<b>MEDIA</b> Web: <a href="#">PurdueSports.com</a> Twitter: <a href="#">@BoilerBall</a> / <a href="#">@PurdueMBBStats</a> Contact: Chris Forman Email: <a href="mailto:cforman@purdue.edu">cforman@purdue.edu</a> Office: 765-494-3201 Cell: 413-687-4590 Twitter: <a href="#">@Forman</a>																																																																																