



PURDUE

FOOTBALL



**FOCUS
FIGHT
FINISH**



PURDUE ATHLETICS COMMUNICATIONS

Mackey Arena, Room 2235 / 900 John R. Wooden Dr. / West Lafayette, Ind. 47907

GAME NINE

Purdue at Minnesota

Saturday, Nov. 5, 2016, 3:30 ET
TCF Bank Stadium (50,805)
Minneapolis, Minn.

THE BROADCASTS

TV: Big Ten Network
Cory Provus, Play-by-Play
Glen Mason, Analyst
Allison Hayes, Sideline

RADIO: Purdue Sports Network
Tim Newton, Play-by-Play
Pete Quinn, Analyst
Kelly Kitchel, Sideline
Rob Blackman, Producer
Scott Fenstermaker, Engineer

SIRIUS: Channel 134 / **XM:** Channel 196
Tuneln.com

SCHEDULE/RESULTS

Date	Opponent	TV	Result
Sept. 3	Eastern Kentucky	ESPN2	W 45-24
Sept. 10	Cincinnati	BTN	L 20-38
Sept. 24	Nevada	ESPN2	W 24-14
Oct. 1	at Maryland	BTN	L 7-50
Oct. 8	at Illinois	BTN	W 34-31 (OT)
Oct. 15	Iowa	ESPN2	L 35-49
Oct. 22	at No. 8 Nebraska	ABC/ESPN2	L 14-27
Oct. 29	No. 24 Penn State	ABC/ESPN2	L 24-62
Nov. 5	at Minnesota	BTN	3:30
Nov. 12	Northwestern	TBA	Noon/3:30
Nov. 19	Wisconsin	TBA	TBA
Nov. 26	at Indiana	TBA	TBA

KEY NUMBER

34 David Blough completed a career-high 34 passes last week against Penn State. It was his third game with at least 30 completions.

ATHLETICS COMMUNICATIONS

Assoc. Director, Football..... Matt Rector
..... Rector@Purdue.edu
..... 765.494.3196 (o); 765.237.1330 (c)
Assoc. Director, Secondary FB..... Matt Staudt
..... mstaudt@Purdue.edu
..... 765.496.7842 (o); 765.414.1984 (c)
Website.....PurdueSports.com
Facebook... Facebook.com/PurdueFootball
Twitter.....@BoilerFootball
Instagram.....@BoilerFootball

Purdue heads to Minnesota for the series' 72nd meeting

The game is the Boilermakers' fourth 3:30 p.m. kickoff on the road.

»GAME THEMES

- Saturday is Purdue's third game under interim head coach Gerad Parker and second on the road.
- Parker was named interim head coach Oct. 16 after Darrell Hazell was relieved of his duties.
- The combined record of the two teams Parker has faced as head coach is 13-3.
- Purdue and Minnesota meet for the 72nd time in series history.
- The Boilermakers look for their first win in the series since 2011.
- The Boilermakers are coming off a 62-24 loss to No. 24 Penn State.
- Purdue is 0-3 at TCF Bank Stadium.

»SERIES HISTORY

- Series record: Minnesota leads 36-32-3 (First meeting: 1894 / Last meeting: 2015)
- Purdue points: 1,420
- Minnesota points: 1,497
- Series record in West Lafayette: Purdue leads 20-6
- In Ross-Ade Stadium: Purdue leads 18-6
- Series record in Minneapolis: Minnesota leads 30-12-3
- In TCF Bank Stadium: Minnesota leads 3-0
- Games decided by 3 points or less: Minnesota leads 8-5
- Games decided by 7 points or less: Minnesota leads 14-9
- Longest Purdue win streak: 7 (1996-2002)
- Longest Minnesota win streak: 3 (1935-38, 1946-48, 1973-79, 1989-91, 2012-pres.)
- Current streak: Minnesota 3
- Largest Purdue victory: 35-0 in 1965 and 56-21 in 1998
- Largest Minnesota victory: 33-0 in 1936
- Last Purdue home victory: 2011
- Last Purdue road victory: 2007
- Last Minnesota home victory: 2014
- Last Minnesota road victory: 2015

TEAM COMPARISON



Record..... 3-5, 1-4
Conference.....Big Ten
Pts/Gm.....25.4
Opp Pts/Gm.....36.9
Rush Yds/Gm.....111.0
Pass Yds/Gm.....304.6
Total Def/Gm.....449.8
Ret. Starters O/D...19
Last.....Penn State, L 24-62



Record..... 6-2, 3-2
Conf......Big Ten
Pts/Gm.....32.1
Opp Pts/Gm.....22.1
Rush Yds/Gm.....207.2
Pass Yds/Gm.....170.2
Total Def/Gm.....342.8
Ret. Starters O/D...14
Last.....at Illinois, W 40-17

TEAM STAT LEADERS

PASSING

#11 David Blough
207-358, 2346 yards,
16 TD, 12 INT

RUSHING

#8 Markell Jones
99-454, 3 TD, 4.6 AVG

RECEIVING

#7 DeAngelo Yancey
30-557, 6 TD, 18.6 YPC

DEFENSE

#21 Markus Bailey
56 tkl, 1.0 TFL, 2 PBU, INT

PASSING

#7 Mitch Leidner
107-186, 1274 yards,
5 TD, 5 INT

RUSHING

#1 Rodney Smith
153-801, 10 TD, 5.2 AVG

RECEIVING

#82 Drew Wolitarsky
40-514, 3 TD, 12.9 YPC

DEFENSE

#13 Jonathan Celestin
59 tkl, 2.0 Sack, 6.5 TFL

THE SERIES

Minnesota leads the series 36-32-3. The Golden Gophers have won the last three meetings, though Purdue has won 11 of the last 17.

POSTGAME MEDIA INFO

The Purdue locker room will remain closed following all football games. Media should request players through Matt Rector of the Purdue Athletics Communications staff during the fourth quarter.

Purdue interim head coach Gerad Parker and four selected players will be available in the designated media room. Assistant coaches will not be available.



MEDIA AVAILABILITY

<u>Monday</u>	<u>Tuesday</u>	<u>Wednesday</u>	<u>Thursday</u>	<u>Saturday</u>	<u>Sunday</u>	<u>Monday</u>
No availability	Noon - 12:45 ET Gerad Parker press conference and teleconference in All-American Dining Room* 1:20 ET Coach Parker on B1G Conference Call After Practice Four requested players *Out-of-town media request teleconference number from Matt Rector	After Practice Coach Parker and four requested players	No availability – Coach Parker on "Purdue Football Show" at 6 p.m. at Stacked Pickle Friday No availability	GAME DAY 3:30 p.m. ET Purdue at Minnesota Postgame Coach Parker and four requested players in the interview room	No availability	No availability

GERAD PARKER FILE



Gerad Parker was elevated to interim head coach Oct. 16, 2016, taking over for Darrell Hazell, who was relieved of his duties.

Parker is in his fourth season at Purdue. He was hired Feb. 11, 2013, and spent his first two seasons as tight ends coach before becoming wide receivers coach in 2015. He also has served as recruiting coordinator.

Parker is the second-youngest head coach in college football this season.

In Parker's first season as wide receivers coach, junior DeAngelo Yancey regained the form he displayed as a true freshman. After totaling merely 12 catches as a sophomore, Yancey bounced back with 48 receptions for a team-high 700 yards and five touchdowns. Senior Danny Anthrop led all Boilermakers with 57 receptions in 2015, the most by a Purdue player since Antavian Edison had 58 catches in 2012.

Parker previously worked at Marshall, joining the Thundering Herd coaching staff in the spring of 2011 and spending two years as wide receivers coach. In 2012, Marshall led all Football Bowl Subdivision teams in passing offense with an average of 365.1 yards per game. Wide receiver Tommy Shuler led all FBS players with 9.2 receptions per game and ranked 18th nationally with 94.8 yards per game average. In a Sept. 29 game against Purdue in West Lafayette, Shuler set an opponent record vs. the Boilermakers with 19 receptions for 200 yards.

Prior to Marshall, Parker spent three seasons at UT-Martin as the Skyhawks' passing game coordinator, recruiting

coordinator, wide receivers and running backs coach. He began his collegiate coaching career as a graduate assistant at Kentucky, his alma mater.

A four-year letterwinner for the Wildcats, Parker twice was named to the Southeastern Conference Scholar Athlete Honor Roll (2002 and 2003), was selected the Most Inspirational Player by his teammates (2004) and was the UK Football Scholar Athlete of the Year (2004).

Parker (born Jan. 4, 1981) earned his bachelor's degree in business management in 2003 and his master's in education in 2005, both from Kentucky. He and his wife, Kandi, have three daughters: Kolbi, Gwyneth and Rosalyn. Rosalyn was born Sept. 6, 2016, four days before the Boilermakers hosted Cincinnati.

"We have a lot of football still ahead of us this season, and it's important that our primary focus be on providing our team with the best possible preparation and opportunity for success. I appreciate Gerad taking over on an interim basis and look forward to his leadership and the continued commitment and efforts of our entire football coaching staff."

- Athletics Director Mike Bobinski

"I have an obligation to Mike (Bobinski), Purdue University, the guys in the locker room and our coaching staff to make sure we put our best foot forward over the last six games to do something for our seniors and the guys in this program can be proud of."

- Gerad Parker

»GAME EIGHT REWIND

- Purdue lost to No. 24 Penn State 62-24.
- It was a tale of two halves, as the Boilermakers and Nittany Lions were tied 17-17 at the half.
- The Boilermakers held Penn State to 34 rushing yards on 16 carries in the first half. Purdue also did not turn the ball over in the first half.
- The second half was all Penn State, rushing for 223 yards in the final 30 minutes and scoring 45 points. The Boilermakers turned the ball over four times in the second half.
- Eleven different Boilermakers caught a pass, led by Cameron Posey, who had eight, including a touchdown.
- DeAngelo Yancey had two catches for 66 yards and a touchdown.
- David Blough finished the day 34 of 50 for 281 yards and two touchdowns. It was his fourth straight game accounting for at least two touchdowns.
- Mike Little saw his first career action and had a tackle and pass breakup.
- J.D. Dellinger hit a career-long 42-yard field goal.
- The Boilermakers were perfect in the red zone for the fourth game in a row.
- Purdue's second scoring drive went 13 plays in 5:24, capped by a 1-yard touchdown pass from Blough to Posey. The drive was Purdue's longest in plays and time this season.

»FIRST(S) AND 10

- Saturday is Gerad Parker's first game against a team not ranked in the top 25.
- Redshirt freshman defensive back Mike Little saw his first career action last week against Penn State.
- David Blough has thrown at least one touchdown pass in each of the first eight games this season.



PURDUE FOOTBALL QUICK FACTS

Location West Lafayette, Indiana
 Founded May 6, 1869
 Conference Big Ten
 Colors Old Gold and Black
 Nickname Boilermakers
 President Mitchell E. Daniels, Jr.
 Athletics Director Mike Bobinski

First Season 1887
 All-Time Record 601-550-48
 All-Time Big Ten Record 323-386-32
 First Team All-Americans 45 players, 51 times
 First Team All-Big Ten 132 players, 171 times
 Bowl Appearances 17
 Bowl Wins 9

Interim Head Coach Gerad Parker
 Alma Mater Kentucky, 2003
 Career Record (Years) 0-2 (First)
 Purdue Record (Years) 0-2 (First)

2015 Record 2-10
 2015 Big Ten Record/Finish 1-7/Seventh (West)
 2015 Bowl Game None
 2015 Bowl Result N/A

BIG TEN STANDINGS

School	WEST	Overall
	Big Ten	
Nebraska	4-1	7-1
Minnesota	3-2	6-2
Wisconsin	3-2	6-2
Northwestern	3-2	4-4
Iowa	3-2	5-3
Purdue	1-4	3-5
Illinois	1-4	2-6

School	EAST	Overall
	Big Ten	
Michigan	5-0	8-0
Ohio State	4-1	7-1
Penn State	4-1	6-2
Maryland	2-3	5-3
Indiana	2-3	4-4
Michigan State	0-5	2-6
Rutgers	0-5	2-6

NCAA TEAM RANKINGS**Purdue at Minnesota**
2016 Stats

	PUR	MINN
Rushing Offense	120	36
Passing Offense	18	111
Total Offense	62	94
Scoring Offense	88	48

Rushing Defense	121	30
Pass Efficiency Defense	93	24
Total Defense	105	21
Scoring Defense	115	t-30

Net Punting	54	90
Punt Returns	t-64	74
Kickoff Returns	96	23
Turnover Margin	126	t-4
Time of Possession	55	32

Purdue and Minnesota rankings are among the 128 FBS teams.

- Markus Bailey picked up his first career tackle for loss last week.
- Purdue scored on its first three possessions against Penn State.
- Purdue is looking for its first win at TCF Bank Stadium.
- DeAngelo Yancey ranks first in the country among wide receivers with at least 10 career touchdown receptions for average yards per scoring reception. Yancey averages 36.9 yards per touchdown catch.
- Evan Panfil is the first Boilermaker with at least five sacks in a season since Kawann Short had seven in 2012.
- Purdue ranks first in the Big Ten in punt return defense, giving up just 3.6 yards per return.
- The Boilermakers had 20 first downs last week against Penn State.

»BIG-PLAY YANCEY

- DeAngelo Yancey already has a career-best six touchdown catches this season.
- Aside from a 1-yard touchdown reception at Nebraska, his next shortest scoring catch is 35 yards.
- His six touchdown receptions this season average 46.0 yards.
- Last season was very similar, as he hauled in five touchdown catches, spanning an average of 42.4 yards per score.
- While his sophomore year yielded just three touchdown catches with an average of 12.3 yards per score, Yancey's two freshman touchdowns averaged 32.5 yards.
- For his career, Yancey has 16 touchdown receptions, averaging 36.9 yards per score.
- Seven of Yancey's 16 touchdowns have been at least 45 yards, while six have been at least 50.
- Three of his touchdown catches have been at least 60 yards, while two have been more than 80.
- He ranks No. 1 in the country among wide receivers with at least 10 career touchdown receptions for average yards per scoring reception. He averages 36.9 yards per touchdown catch.

»ON THIS DATE: NOVEMBER 5


- Record: 9-9
- First Game: 1892 – Beat Indiana 68-0
- Last Game: 2011 – Lost at No. 19 Michigan 62-17
- Notable: Purdue is 4-5 on the road on Nov. 5. The Boilermakers have never played Minnesota on that date.

WHERE ARE THEY?**IN THE PRESS BOX**

Ross Els
Defensive Coordinator



Terry Malone
Offensive Coordinator

ON THE SIDELINES

Gerad Parker
Interim Head Coach



Marcus Freeman
Co-Defensive Coordinator



Darrell Funk
Offensive Line




Taver Johnson
Defensive Backs



Tim Lester
Quarterbacks



Randy Melvin
Defensive Line



John Nussman
Wide Receivers



DeAndre Smith
Running Backs

Note: Graduate Assistants JMichael Jonard, Joe Montag, Sean Robinson and Justin Sinz are in the press box.



QUARTERBACK DAVID BLOUGH

PURDUE CAREER LISTS

»Completions

7. Eric Hunter (1989-92)	422
8. Rick Trefzger (1993-96)	383
9. David Blough (2015-pres.)	376
10. Mike Phipps (1967-69)	375
11. Bob Griese (1964-66)	358
12. Billy Dicken (1994-97)	308
13. Joey Elliott (2006-09)	294
Robert Marve (2010-12)	294
15. Brandon Kirsch (2002-05)	292

»Passing Attempts

8. Mike Phipps (1967-69)	733
9. Rick Trefzger (1993-96)	663
10. David Blough (2015-pres.)	651
11. Bob Griese (1964-66)	627
12. Billy Dicken (1994-97)	570
13. Dale Samuels (1950-52)	516
14. Brandon Kirsch (2002-05)	489
15. Austin Appleby (2013-15)	485

»Passing Yards

10. Bob Griese (1964-66)	4,541
11. Billy Dicken (1994-97)	4,247
12. David Blough (2015-pres.)	3,920
13. Brandon Kirsch (2002-05)	3,532
14. Joey Elliott (2006-09)	3,326
15. Len Dawson (1954-56)	3,325

»Touchdown Passes

8. Eric Hunter (1989-92)	33
9. Len Dawson (1954-56)	29
10. Bob Griese (1964-66)	28
11. Dale Samuels (1950-52)	27
12. David Blough (2015-pres.)	26
13. Billy Dicken (1994-97)	25
Caleb TerBush (2009-12)	25
15. Rick Trefzger (1993-96)	24
Joey Elliott (2006-09)	24

»Total Offense

11. Billy Dicken (1994-97)	4,694
12. Brandon Kirsch (2002-05)	4,289
13. David Blough (2015-pres.)	4,034
14. Mike Alstott (1992-95)	3,704
15. Mark Vitali (1974-76)	3,550

»300-Yard Passing Games

5. Kyle Orton (2001-04)	7
6. Scott Campbell (1980-83)	6
7. Billy Dicken (1994-97)	5
David Blough (2015-pres.)	5
9. Joey Elliott (2006-09)	3
10. Eric Hunter (1989-92)	2
Rick Trefzger (1993-96)	2
Brandon Kirsch (2002-05)	2

»400-Yard Passing Games

1. Drew Brees (1997-2000)	7
2. Curtis Painter (2005-08)	4
3. Kyle Orton (2001-04)	3
4. Jim Everett (1981-85)	2
David Blough (2015-pres.)	2

BLOUGH BY THE NUMBERS

»Career Highs

Career-high yards: 458 vs. Iowa 10/15/16
Career-high TD passes: 5 vs. Iowa 10/15/16
Career-high atpts.: 59 vs. Iowa 10/15/16
Career-high comps.: 34 vs. Penn State
Career-high rushing TDs: 2 vs. EKU
Record: 4-12

»Top Passing Games - Yardage

458 - vs. Iowa, 10/15/2016
401 - vs. Cincinnati, 9/10/2016
340 - vs. Bowling Green, 9/26/2015
309 - at No. 8 Nebraska, 10/22/2016
300 - vs. Nevada, 9/24/2016
287 - at No. 24 Northwestern, 11/14/2015
281 - vs. No. 24 Penn State, 10/29/2016
274 - vs. Nebraska, 10/31/2015
245 - vs. Eastern Kentucky, 9/3/2016
220 - at Illinois, 10/8/2016

»Top Passing Games - Touchdowns

5 - vs. Iowa, 10/15/2016
4 - vs. Nebraska, 10/31/2015
2 - vs. Bowling Green, 9/26/2015
2 - vs. Cincinnati, 9/10/2016
2 - vs. Nevada, 9/24/2016
2 - at No. 8 Nebraska, 10/22/2016
2 - vs. No. 24 Penn State, 10/29/2016

»Top Passing Games - Completions

34 - vs. No. 24 Penn State, 10/29/2016
32 - vs. Cincinnati, 9/10/2016
30 - vs. Iowa, 10/15/2016
29 - vs. Bowling Green, 9/28/2015
29 - vs. Illinois, 11/7/2015
28 - vs. Nebraska, 10/31/2015
26 - at Northwestern, 11/14/2015
25 - vs. Eastern Kentucky, 9/3/2016
25 - at No. 8 Nebraska, 10/22/2016

»Top Passing Games - Attempts

59 - vs. Iowa, 10/15/2016
57 - vs. Cincinnati, 9/10/16
50 - vs. No. 24 Penn State, 10/29/2016
49 - vs. Minnesota, 10/10/2015
47 - vs. Illinois, 11/7/2015
45 - at Northwestern, 11/14/2015
43 - vs. Nebraska, 10/31/2015
43 - vs. Eastern Kentucky, 9/3/2016
43 - at No. 8 Nebraska, 10/22/2016
41 - at Maryland, 10/1/2016
39 - vs. Bowling Green, 9/28/2015

»Opening-Day Starters

2016: David Blough, So.
2015: Austin Appleby, Jr.
2014: Danny Etling, So.
2013: Rob Henry, 5th
2012: Robert Marve, 6th
2011: Caleb TerBush, Jr.
2010: Robert Marve, Jr.
2009: Joey Elliott, 5th
2008: Curtis Painter, 5th

»List of Recent Consecutive QB Starts

2016: David Blough 8

2015: David Blough 8*; Austin Appleby 1

2014-15: Austin Appleby 10

2013-14: Danny Etling 12

2013: Rob Henry 5

2012: Caleb TerBush 7; Robert Marve 5, 1

2011: Caleb TerBush 13

2010: Robert Marve 4; Rob Henry 4, 2;

Sean Robinson 1; Justin Siller 1

2009: Joey Elliott 12

2008: Justin Siller 3; Curtis Painter 1

2005-08: Curtis Painter 40

*streak snapped vs. Indiana (injury)

»Career Starts Since 2005

Curtis Painter (2005-08)	41
Caleb TerBush (2011-12)	20
David Blough (2015-pres.)	16
Joey Elliott (2009)	12
Danny Etling (2013-14)	12
Austin Appleby (2014-15)	11
Rob Henry (2010, 2013)	11
Robert Marve (2010, 2012)	10
Justin Siller (2008, 2010)	4
Sean Robinson (2010)	1

PURDUE SEASON LISTS

»Completions

9. Jim Everett (1984)	249
10. Mark Hermann (1980)	242
11. Kyle Orton (2004)	236
12. Curtis Painter (2008)	227
13. Billy Dicken (1997)	224
14. Scott Campbell (1982)	218
15. David Blough (2016)	207
16. Eric Hunter (1990)	203

»Passing Attempts

8. Jim Everett (1984)	431
9. Kyle Orton (2003)	414
10. Billy Dicken (1997)	407
11. Scott Campbell (1982)	399
12. Kyle Orton (2004)	389
13. Curtis Painter (2008)	379
14. Mark Herrmann (1980)	368
15. Eric Hunter (1990)	366
David Blough (2016)	358

»Passing Yards

12. Kyle Orton (2003)	2,885
13. Scott Campbell (1981)	2,686
14. Scott Campbell (1982)	2,626
15. Mike Phipps (1969)	2,527
David Blough (2016)	2,346

»Touchdown Passes

9. Curtis Painter (2006)	22
Joey Elliott (2009)	22
11. Billy Dicken (1997)	21
12. Mark Herrmann (1977)	18
Scott Campbell (1981)	18
Jim Everett (1984)	18
15. Mark Herrmann (1979)	16
David Blough (2016)	16



QUARTERBACK DAVID BLOUGH

»Total Offense

12. Mark Herrmann (1980)	3,026
13. Scott Campbell (1981)	2,809
14. Mike Phipps (1969)	2,745
15. Scott Campbell (1982)	2,508
David Blough (2016)	2,366

»300-Yard Passing Games

1. Jim Everett (1985)	7
Drew Brees (1999)	7
3. Curtis Painter (2007)	6
4. Mark Herrmann (1980)	5
Billy Dicken (1997)	5
Drew Brees (1998)	5
David Blough (2016)	4

»Consecutive 300-Yard Passing Games

1. Jim Everett (1985)	3
Jim Everett (1985)	3
Drew Brees (1998)	3
Drew Brees (1999)	3
Kyle Orton (2004)	3
Curtis Painter (2007)	3
David Blough (2016)	2
David Blough (2016)	2

MISCELLANEOUS

- Blough became the seventh different quarterback in school history to throw five touchdown passes in a game when he did so against Iowa.
- It marked the 12th time in program history a quarterback has thrown at least five touchdown passes in a game and is tied for fifth-most in a single game.
- Blough is the first Purdue quarterback with five touchdown passes in a game since Curtis Painter in 2008 against Indiana.
- Blough's 458 passing yards are the 10th most in a single game in school history.
- Blough is one of 20 quarterbacks in school history with a 300-yard passing game.
- Blough's first start came last season against Bowling Green. He went 29 for 39 for 340 yards and two touchdowns, while also rushing for 11 yards and a score.
- Blough, a third-year sophomore, has appeared in 18 games.
- His 57.8 percent completion percentage is tied for ninth in school history with Rick Trefzger (min. 300 attempts).
- Blough rushed for two touchdowns in the season opener against Eastern Kentucky, a career high. He added one at Illinois and now has seven career rushing touchdowns.
- Blough threw for at least 300 yards against Cincinnati and Nevada, making him the first Purdue quarterback

with back-to-back 300-yard passing games since Joey Elliott in 2009 (367 at Michigan; 373 at Michigan State). He then had back-to-back 300-yard passing games after throwing for 458 yards vs. Iowa and 309 yards at Nebraska.

- Blough picked up his first road win as a starting quarterback at Illinois.
- Blough's 88-yard touchdown pass to DeAngelo Yancey at Nebraska was Purdue's longest pass since Curtis Painter hit Selwyn Lymon for an 88-yard touchdown at Notre Dame in 2006.
- In home starts, Blough averages 298 passing yards and 2.2 passing touchdowns, while in road starts (not including Iowa last season where he was injured), he averages 198 yards and one touchdown pass per game.

SEASON NATIONAL RANKINGS

- Blough's 88-yard touchdown pass to DeAngelo Yancey at Nebraska is tied for the eighth-longest pass in the country this season.
- His 59 pass attempts against Iowa are tied for the eighth-most in a game this season.
- His five passing touchdowns against Iowa are tied for the 10th-most in a game this season.
- Blough ranks eighth in the country with an average of 25.88 completions per game.
- His 57 attempts against Cincinnati rank 14th in the country this season.
- He ranks 19th in the nation with 2,346 passing yards on the season.
- He ranks 19th in the country with an average of 293.3 passing yards per game.
- Blough's 458-yard passing effort against Iowa ranks 23rd in the country this season.
- He is 25th in the country in total offense with 295.8 yards per game.
- He ranks 30th in the country with 16 passing touchdowns.

SEASON BIG TEN RANKINGS

- Blough leads the Big Ten in passing average per game with 293.3 yards per contest. That is 20.8 yards per game better than anyone else.
- Blough leads the Big Ten in total offense with 2,366 yards this season. That total is 160 yards better than any other player in the conference this season.
- Blough leads the conference in total yards per game with 295.8. That's 20.0 yards per game better than anyone else.

- Blough's 88-yard touchdown pass to DeAngelo Yancey at Nebraska is the longest completion in the Big Ten this season.
- Blough's 59 pass attempts against Iowa are tied for the most by a Big Ten quarterback this season.
- Blough's five touchdowns responsible for against Iowa are the second-most by a Big Ten player this season.
- Blough's 452 yards of total offense against Iowa are the second-most in a game this season.
- Blough's 63 offensive plays against Iowa are the most by a Big Ten player this season.
- Blough's 458 passing yards against Iowa are the second-most by a Big Ten quarterback this season.
- Blough's five touchdown passes against Iowa are the second-most by a Big Ten quarterback this season.
- Blough's 34 completions against Penn State are the second-most by a Big Ten quarterback in a game this season.

ADDITIONAL NOTES

- Blough has two of the Big Ten's three 400-yard passing performances this season.
- Blough has four 300-yard passing games this season, twice as many as any other Big Ten quarterback.
- Blough has four of the Big Ten's 13 300-yard passing games this season.
- In the last three games, Blough's touchdown-to-interception ratio is 3:1 (9 touchdowns, 3 interceptions).
- Blough's 272.6 yards of total offense in conference games is third in the Big Ten.
- Blough leads the Big Ten in passing yards per conference game with 280.0.
- Blough's game at Nebraska was the best road start of his career, completing 25 of 43 passes for 309 yards and two touchdowns. The yards and touchdowns were career bests for road games, while his attempts and completions were both second-best efforts for road games.
- Blough's 309 passing yards at Nebraska are 58 more than any other team has passed for against the Huskers.
- His 458 passing yards against Iowa are 192 more than any other team has passed for against the Hawkeyes. Only two other teams have even had a 200-yard passing game against Iowa.
- Blough is the only Big Ten quarterback with a 400-yard passing game in a conference game this season.
- Blough has two of the conference's four 300-yard passing games against Big Ten foes.



COUNTDOWN TO KICKOFF

12

David Blough ranks in the top 12 in program history in six statistical categories, including passing yards, completions and attempts.

11

Eleven different players caught a pass last week against Penn State.

10

Ten of DeAngelo Yancey's 16 touchdown receptions have covered at least 25 yards.

9

Yancey moved into a tie for ninth in program history with 16 career touchdown receptions.

8

Purdue ranks eighth in the country in tackles for loss allowed with 4.25 per game.

7

Purdue's longest winning streak against Minnesota is seven from 1996 through 2002.

6

Drew Brees set the school record for touchdown passes in a game against Minnesota in 1998, when he threw six against the Golden Gophers. That feat now has been done four times in school history.

5

Evan Panfil has five sacks this season. That is the most by a Boilermaker since Kawann Short had seven in 2012.

4

Yancey has four touchdown receptions in the last three games.

3

Purdue scored on its first three possessions against Penn State.

2

Ja'Whaun Bentley led the team with two tackles for loss last week against Penn State.

1

Blough has thrown at least one touchdown pass in each game this season.

0

From 1928 through 1950, the Boilermakers and Golden Gophers faced one another 14 times with zero games played at Purdue.

JA'WHAUN BENTLEY

»CAREER NUMBERS

- Ja'Whaun Bentley has 153 tackles, 15.0 for loss, three fumble recoveries and an interception in his 22-game career.
- Bentley led the team with 49 tackles, including 7.5 for loss, through the first five games last season before a season-ending injury.
- Bentley still finished seventh on the team in tackles.
- He had a career-high 14 tackles, including nine solo and a half tackle for loss, and two PBUs last year against Bowling Green.

»HEALTH

- Bentley tore his ACL last season before Purdue's game against Minnesota. He missed the final seven games of the year.
- He returned to fall camp healthy and ready to anchor the middle of the defense.
- When Bentley was healthy last year, the Boilermaker defense gave up 193 rush yards and 33 points per game, including games against four bowl teams and No. 2 Michigan State.
- After his injury, the Boilermakers gave up an average of 231 rush yards and 40 points per game.
- Bentley missed the Illinois and Iowa games with an injury.

»CONNECTING THE SCHOOLS

- Minnesota fifth-year defensive back Eric Amoako attended James Martin High School in Arlington, Texas, with Purdue redshirt freshman tight end Jess Trussell.
- Purdue freshman quarterback Jared Sparks attended Dutchtown High School in Louisiana with Minnesota redshirt freshman defensive back Zo Craighton and freshman cornerback Coney Durr.
- Purdue senior defensive tackle Jake Replogle attended Centerville High School in Ohio with Minnesota redshirt sophomore offensive lineman Jared Weyler.
- Purdue freshman running back Brian Lankford-Johnson is from Saint Paul, Minnesota.
- Minnesota redshirt junior tight end Nate Wozniak is from Greenwood, Indiana, and attended Center Grove High School.
- Kyle Gergely, Minnesota's director of equipment operations, is a 2006 Purdue graduate and was an assistant equipment manager for the Purdue football team from 2008 to 2010.

»MORE

- Bentley was voted a captain by his teammates for the second straight year.
- As a sophomore captain a year ago, he was the youngest-ever captain for Darrell Hazell.
- Bentley has started every game that he has been healthy for since coming to Purdue in 2014. Saturday will be his 22nd start.
- Bentley averaged 9.8 tackles per game last year before his injury. That number would have ranked 17th-best in the country last season, had he played enough games for his total to qualify.
- Bentley's 9.8 tackles per game would be tied for eighth among players who returned this season, third among returning players from Power 5 Conferences and second among returning Big Ten players (Rutgers' linebacker Steve Longa averaged 10.6 tackles per game).
- Bentley opened the 2016 season with eight tackles apiece against Eastern Kentucky, which tied for the team high, and Cincinnati.
- Bentley had his first two tackles for loss of the season against Nevada. That was the second-best on the team.
- Bentley returned from injury to play at Nebraska and had four tackles.

»INTERIM, ACTING HEAD COACHES

- Here is a snapshot of previous interim and acting head coaches with Purdue football:
- On Oct. 30, 1912, M.H. "Bill" Horr was dismissed as coach for "improper conduct." John "Keckie" Moll assumed control of the team, and the Boilermakers did not lose the rest of the season, winning three and tying one. Among their victories was a 91-0 demolition of Rose Poly on Nov. 17. In that game, halfback Elmer Oliphant set school records with five touchdowns (in the first year they were worth the modern-day six points), 13 extra points and 43 total points. Moll, who was expected to have his contract renewed, had an offer to become head coach at Ohio State, as well. But he died on Christmas morning of 1912 after a short illness stemming from typhoid fever.
- In July of 1937, Noble Kizer was stricken with a kidney disorder. He was granted a leave of absence Aug. 28 and tabbed longtime assistant Mal Elward as interim coach. Kizer staged a remarkable recovery but did not coach again and ultimately succumbed

JAKE REPLOGLE

»CAREER NUMBERS

- Jake Replogle has amassed 141 career tackles, 28.5 tackles for loss, 6.5 sacks, three PBUs, a blocked field goal and a fumble recovery.
- Replogle's 28.5 tackles for loss rank 17th in Purdue history.
- He is 0.5 tackles for loss shy of 16th on the all-time Purdue list.
- He had started 29 straight games and appeared in 36 straight contests before missing the Iowa game.
- Had a career-high 11 tackles against Indiana last season.

»LAST YEAR

- Replogle was fourth on the team with 60 total tackles. That was the most by a lineman and 28 more than the next best effort by a lineman (Gelen Robinson).
- Replogle started all 12 games, something he has done two seasons in a row.
- Replogle was tied for third on the team with 2.0 sacks a year ago.
- His 14.0 tackles for loss were five more than anyone else on the team registered in 2015.
- His 1.2 tackles for loss per game was among the best for defensive linemen in the country.

»ACCOLADES

- Replogle is a two-time Academic All-Big Ten selection.
- This season, he was named to three watch lists: The Bednarik, Lombardi and Outland.
- Replogle was voted a captain by his teammates Aug. 19.

»MORE

- Replogle anchors a defensive line that returns three of the four starters from last year (also DE Evan Panfil and RE Gelen Robinson).
- Replogle's year-by-year stats have seen consistent improvement from 1.9 tackles per game as a freshman to 3.3 per game as a sophomore (+1.4) and 5.0 as a junior (+1.7) in 2015. This year, he has 5.6 tackles per game.
- Replogle's brothers, Tyler, Mike and Adam, all played football at Indiana.
- Replogle's biggest game statistically last year was at No. 6 Iowa when he came up with five tackles, 3.0 for loss, 2.0 sacks and blocked a kick.
- Replogle is Purdue's first on the Lombardi Watch List since Kawann Short, now of the Carolina Panthers.
- Replogle led the team in tackles at Maryland with seven.
- Replogle missed the Iowa, Nebraska and Penn State games as a precaution.

PURDUE PRONUNCIATIONS

ALPHABETICAL

11	David Blough.....	like Plough
24	Tim Cason	KAY-sin
15	Andy Chelf	CH-elf
90	Will Colmery.....	COL-mary
85	J.D. Dellinger	DELL-in-JURR
36	Danny Ezechukwu.....	EASY-chew-COO
14	Tim Faison	FAY-sin
20	Benaiah Franklin	ben-EYE-uh
25	Tario Fuller	tar-EO
8	Kamal Hardy	KUH-mall
2	Da'Wan Hunte.....	Hunt
50	Keiwan Jones	KEE-wan
8	Markell Jones	mar-KELL
21	Anthony Mahoungou.....	ma-HOON-goo
27	Navon Mosley.....	NAY-von
74	Martesse Patterson	mar-TEESE
54	Jake Replogle	rah-PLO-gull
13	Gelen Robinson.....	G-lynn
50	Bearooz Yacoobi.....	BEAR-rooz yah-coo-BEE

NUMERICAL

2	Da'Wan Hunte.....	Hunt
8	Kamal Hardy	KUH-mall
8	Markell Jones	mar-KELL
11	David Blough.....	like Plough
13	Gelen Robinson.....	G-lynn
14	Tim Faison	FAY-sin
15	Andy Chelf	CH-elf
20	Benaiah Franklin	ben-EYE-uh
21	Anthony Mahoungou.....	ma-HOON-goo
24	Tim Cason	KAY-sin
25	Tario Fuller	tar-EO
27	Navon Mosley.....	NAY-von
36	Danny Ezechukwu.....	EASY-chew-COO
50	Keiwan Jones	KEE-wan
50	Bearooz Yacoobi.....	BEAR-rooz yah-coo-BEE
54	Jake Replogle	rah-PLO-gull
74	Martesse Patterson	mar-TEESE
85	J.D. Dellinger	DELL-in-JURR
90	Will Colmery.....	COL-mary

WHERE THEY'RE FROM

The 109 Purdue Players

Indiana	27
Florida	15
Ohio.....	9
Texas.....	9
California	7
Georgia	7
Illinois.....	7
Maryland.....	5
Michigan	5
Arizona.....	2
Louisiana	2
North Carolina.....	2
Tennessee.....	2
Arkansas.....	1
France.....	1
Kentucky	1
Minnesota	1
Missouri.....	1
New Mexico	1
Oklahoma	1
Pennsylvania	1
South Dakota.....	1
Virginia.....	1

Total: 22 states, 1 foreign country

to the illness June 13, 1940, at just 40 years of age. Elward, who led the Boilermakers to a 4-3-1 record in 1937, had the interim tag lifted in the spring of 1938 and continued as head coach through the 1941 season before resigning to enlist in the Navy.

- When **Danny Hope** was relieved of his duties **Nov. 25, 2012**, wide receivers coach **Patrick Higgins** was named interim head coach. Higgins coached the Boilermakers in the Heart of Dallas Bowl, a 58-14 loss to Oklahoma State.
- Twice, **Bob DeMoss** served as acting head coach under **Jack Mollenkopf** and compiled a 4-2 record.
- Prior to Purdue's game at Michigan on Oct. 21, 1961, Mollenkopf was sidelined with an intestinal ailment. DeMoss, who was the offensive backfield coach, filled in for two games. The Boilermakers lost to the Wolverines 16-14 but then defeated fifth-ranked Iowa at home 9-0 the following week. DeMoss was honored as Coach of the Week by United Press International.
- DeMoss again served as acting head coach for the final four games of the 1968 season when Mollenkopf was hospitalized with acute infectious

hepatitis. Purdue posted a 3-1 record, defeating Illinois at home 35-17, losing at Minnesota 27-13, winning at Michigan State 9-0 and beating Indiana 38-35 at home.

»LEARNING FROM THE BEST

- Gerad Parker was thrown into a tough spot - a 35-year old receivers coach and recruiting coordinator with no head coaching or play-calling experience thrust into an interim head coaching role midseason.
- Parker decided to reach out to one of college football's best and a guy who was in a similar position, Dabo Swinney at Clemson.
- Swinney was Clemson's wide receivers coach before taking over as interim head coach of the Tigers on Oct. 13, 2008. Parker was elevated Oct. 16, 2016.
- Parker sent Swinney a text message the day before the Boilermakers took on No. 8 Nebraska in Parker's first game.
- Swinney watched Purdue's game and called Parker the next day and talked for nearly 30 minutes.
- Swinney told Parker some things he liked, as well as some things he



MARKELL JONES

»FRESHMAN NUMBERS

- Markell Jones led the team in rushing last season with 168 carries for 875 yards and 10 touchdowns. The 875 yards are the most ever by a Purdue freshman.
- Jones ran for 157 yards and two touchdowns at No. 2 Michigan State last year. That is the most single-game yardage by a true freshman in program history. That was his first career start.
- Jones' 10 rushing touchdowns were the most by a Boilermaker since 2008, when Kory Sheets had 16, and rank tied for 15th-most in a season in program history.

»RANKINGS

- Jones is one of just two Big Ten running backs back this year who rushed for 10+ touchdowns in 2015. Jones had 10, MSU's LJ Scott had 11.
- Jones ranks fourth in rushing yards for returning Big Ten running backs from last year. His 875 yards are only fewer than Northwestern's Justin Jackson 1,418, Penn State's Saquon Barkley's 1,076 and Indiana's Devine Redding's 1,012.
- Jones' 5.21 yards-per-carry average ranks third in the conference among returning running backs behind only Barkley (5.91 ypc) and Rutgers' Robert Martin (5.41 ypc).
- Jones is one of just 12 returning Power 5 running backs to rush for at least 875 yards and 10 touchdowns last season.

experienced when he went through the change. He also told him to give it all he has for however long he is in charge so that no matter what happens, he can be proud of what he did and accomplished.

- Parker told the media that the gesture meant a great deal to him and shows why Clemson is where it is right now.

»FLIPPING THE FIELD: JOE SCHOPPER

- Sophomore Joe Schopper is 56th in punting this season with an average of 41.3 yards per punt.
- While that number may not be very impressive, it is very deceiving.
- Schopper has placed 15 of his 35 punts inside the opponent's 20-yard line, 42.9 percent.
- Thirteen of those 15 punts also were at the 15-yard line or better.
- Seven of his punts have ended up at the 10-yard line or better, with six inside the 10 and one on it.
- Two of his punts have been downed inside the 5.

Among that list, he is one of just three who are now sophomores.

»MORE

- Jones was named to the Doak Walker Watch List for the nation's premier running back for achievements on the field, in the classroom and in the community.
- In Jones' 168 carries last year, just seven went for loss - all 1-yard losses.
- Against Cincinnati, he had 15 carries for 47 yards, before a shoulder injury sidelined him for the rest of the game.
- Jones has two 100-yard rushing games this season, after putting up 124 on Nevada.
- Jones is just one rushing touchdowns shy of cracking Purdue's top-20 career list.
- He needs 259 yards to jump into Purdue's top-20 career rushing yards list.

»2016 NUMBERS

- Jones led the Big Ten in week one with 145 rushing yards.
- Jones' rushing total is the fourth best for a Boilermaker in a season-opening game.
- Jones went over 1,000 career rushing yards against ECU and now has 1,283 after the Nebraska game.
- Jones has 99 carries for 454 yards (4.6 avg.) and three touchdowns this season.
- Jones was limited to 46 yards on seven carries against Penn State.
- Jones missed the Illinois game with a shoulder injury.

- For Schopper's 35 punts this season, the average starting field position for opponents is their own 23-yard line.
- Schopper's 15 punts inside the 20 is tied for 25th in the country.

»WELCOME MIKE BOBINSKI

- Mike Bobinski was announced as Purdue University's new athletics director Aug. 9, 2016.
- Bobinski's first official day as the athletics director was Sept. 1.
- Bobinski is the ninth full-time athletics director in Purdue history.
- He came to Purdue from Georgia Tech, where he had been since 2013. He had previously served as AD at Xavier (1998-2004, 2006-13) and Akron (1994-1998).
- Bobinski is just the fourth full-time athletics director at Purdue in the last 74 years.
- Morgan J. Burke steps aside after serving as Purdue's athletics director since 1993. He will officially retire June 30, 2017, after serving a transitional role.

- Darrell Hazell gave Bobinski the game ball after the Boilermakers defeated Eastern Kentucky on Sept. 3.

»INSTANT IMPACT

- Purdue has played 22 freshmen, including nine true freshmen, and four first-year junior college transfers this season.
- Freshmen have accounted for 83 points, 375 rushing yards, 69 passing yards, 342 receiving yards, two interceptions, 128 tackles, a sack, 4.0 tackles for loss and three PBUs this season.
- First-year players scored 28 of Purdue's 34 points at Illinois, including 22 by freshmen, and racked up 34 tackles.
- First-year junior college players have added six points.
- Freshman kicker J.D. Dellinger is 26-for-26 on his extra points and 5-for-9 on field goals.

»BIG TEN PLAYERS OF THE WEEK

- Purdue picked up two conference honors after the Illinois game.
- J.D. Dellinger's perfect kicking day, including the game-winning field goal in overtime, earned him the Big Ten Special Teams Player of the Week.
- Brian Lankford-Johnson's performance earned him the Big Ten Freshman of the Week.
- The honors were Purdue's first of the season.

»CHASING MILESTONES

»Purdue Career Receiving Yards

8. Steve Griffin (1982-85)	2,234
9. Bart Burrell (1977-80)	2,126
10. Tim Stratton (1998-2001)	2,088
11. DeAngelo Yancey (2013-pres.)	1,950
12. Dustin Keller (2004-07)	1,882
13. Jim Beirne (1965-67)	1,864
14. Steve Bryant (1980-81)	1,863
15. Calvin Williams (1986-89)	1,855
16. Chris Daniels (1996-99)	1,845
17. Rodney Carter (1982-85)	1,814
18. Isaac Jones (1995-98)	1,763
19. Keith Smith (2006-10)	1,709
20. Randall Lane (1998-99)	1,630

»Purdue Career Receptions

18. Antavian Edison (2009-12)	135
19. DeAngelo Yancey (2013-pres.)	122
20. Randall Lane (1998-99)	119
21. Cliff Benson (1980-83)	117



»Purdue Career Touchdown Receptions

5. Taylor Stubblefield (2001-04)	21
Dorien Bryant (2004-07)	21
7. Jim Beirne (1965-67)	17
Calvin Williams (1986-89)	17
9. Dustin Keller (2004-07)	16
Antavian Edison (2009-12)	16
DeAngelo Yancey (2013-pres.)	16
12. Steve Bryant (1980-81)	15
Chris Daniels (1996-99)	15
Tim Stratton (1998-01)	15
15. Bart Burrell (1977-80)	14
16. Greg Orton (2005-08)	13
17. Ashley Bell (1969-71)	12
Steve Griffin (1982-85)	12
Isaac Jones (1995-98)	12
Randall Lane (1998-99)	12

- **Yancey** has seven career 100-yard receiving games, which is tied for the sixth most in school history.
- **Markell Jones** is one rushing touchdown shy of Purdue's career top 20 list. He has 13.
- Jones qualified for Purdue's yards per carry list after going over 200 career carries against Cincinnati.
- He has 267 carries for 1,329 yards, an average of 4.98 yards per carry, which is tied for 11th in school history.

»Purdue Career Rushing Touchdowns

11. Wally Jones (1978-81)	16
Tony Butkovich (1943)	16
13. Mark Vitali (1974-76)	15
Jimmy Smith (1979-81)	15
Mel Gray (1982-83)	15
Montrell Lowe (1999-2002)	15
Ralph Bolden (2008-09; 11-12)	15
17. Bob Jarus (1957-59)	14
Bob Griese (1964-66)	14
James Medlock (1984-87)	14
Drew Brees (1997-2000)	14
Markell Jones (2015-pres.)	13

- **David Blough** is in the top 20 in numerous categories. See pages 4 and 5 for his lists.
- **Jake Replogle** cracked Purdue's career top-20 list for tackles for loss against Nevada.

»Purdue Career Tackles for Loss

15. Brandon Villarreal (2002-05)	35.0
16. Marcus Jackson (1976-79)	29.0
17. Jake Replogle (2013-pres.)	28.5
18. Kevin Holley (1983-86)	28.0
Chike Okeafor (1994-98)	28.0
20. Brad Hornor (1982-85)	27.0
Frank Kmet (1988-91)	27.0

»RETURNING STARTERS APLENTY

- Purdue returns nine starters on offense, nine on defense and two on special teams. Here are their career starts.

»Offense

Jordan Roos, Sr., RG	38 starts
Jason King, Sr., LG	36 starts
DeAngelo Yancey, Sr., WR	32 starts
Cameron Cermin, Sr., OL	21 starts
David Blough, So., QB	16 starts
Markell Jones, So., RB	13 starts
Domonique Young, Sr., WR	12 starts
Cole Herdman, So., TE	9 starts
Gregory Phillips, Jr., WR	7 starts

»Defense

Jake Replogle, Sr., DT	29 starts
Ja'Whaun Bentley, Jr., LB	23 starts
Danny Ezechukwu, Jr., LB	23 starts
Leroy Clark, Sr., S	22 starts
Evan Panfil, Sr., DE	21 starts
Jimmy Herman, Sr., LB	17 starts
Gelen Robinson, Jr., RE	14 starts
Andy James Garcia, Sr., LB	9 starts
Robert Gregory, Sr., S	9 starts

»Special Teams

Ben Makowski, So., LS	20 starts
Joe Schopper, So., P	19 starts

»CAPTAINS

- Purdue announced its team captains at the annual kickoff luncheon Aug. 19.
- The Boilermakers named seniors Jake Replogle, Jordan Roos and DeAngelo Yancey captains, as well as junior Ja'Whaun Bentley.
- Bentley is a captain for the second year in a row.
- Captains were voted on by the team. The vote was for upperclassmen, though one slot was opened for a possible write-in.

»PURDUE OVERTIME LOG

- Purdue has played 13 overtime games in program history.
 - The Boilermakers are 5-8 in overtime games, including 3-4 in true road games.
 - Here is the list:
 - **Jan. 1, 2000 (Outback Bowl)**
No. 21 Georgia 28, Purdue 25
 - **Oct. 21, 2000** - Purdue 30, Wisconsin 24
 - **Sept. 29, 2001** - Purdue 35, Minnesota 28
 - **Oct. 12, 2002** - Illinois 38, Purdue 31
 - **Nov. 15, 2003** - No. 4 Ohio State 16, Purdue 13
 - **Jan. 1, 2004 (Capital One Bowl)**
No. 11 Georgia 34, Purdue 27
 - **Sept. 24, 2005** - Minnesota 42, Purdue 35 (2OT)
 - **Sept. 9, 2006** - Purdue 38, Miami (Ohio) 31
 - **Sept. 13, 2008** - No. 16 Oregon 32, Purdue 26 (2OT)
 - **Nov. 27, 2010** - Indiana 34, Purdue 31
 - **Nov. 12, 2011** - Purdue 26, Ohio State 23
 - **Oct. 20, 2012** - No. 7 Ohio State 29, Purdue 22
 - **Oct. 8, 2016** - Purdue 34, Illinois 31
- *Italics indicates home game*

»FIRST START CENTURY CLUB

- Brian Lankford-Johnson made his first career start at running back last week at Illinois, filling in for injured Markell Jones.
 - Lankford-Johnson had career-highs with 18 rushes for 127 yards and a touchdown.
 - Lankford-Johnson is the third running back on the current roster to go over 100 rushing yards in his first career start. Here's the list of Boilermakers in the last 10 years to rush for 100 or more yards in their first career start:
- Brian Lankford-Johnson**, Fr., RB, 2016 at Illinois.....18-127 yards, TD
- Markell Jones**, Fr., RB, 2015 at No. 2 MSU.....22-157 yards, 2 TD
- D.J. Knox**, So., RB, 2015 at Marshall22-102 yards, TD
- Raheem Mostert**, Sr., RB, 2014 vs. WMU22-146 yards, TD
- Rob Henry**, R-Fr., QB, 2010 at Northwestern... 16-132 yards, TD
- Ralph Bolden**, So., RB, 2009 vs. Toledo..... 21-234 yards, TD

- Lankford-Johnson's performance came within 30 yards of the Purdue true-freshman record for rushing yards in a single game, which was set by Jones last year.

»GAME-WINNING KICKS

- J.D. Dellinger's game-winning field goal at Illinois is the first in overtime in program history.
- His game-winner is the first for Purdue since 2012 at Iowa when Paul Griggs hit a 46-yarder as time expired to give the Boilermakers the 27-24 win.
- Dellinger's game-winner is the sixth such kick for Purdue since 2000. Here is the list:

Travis Dorsch vs. Michigan, Oct. 7, 2000
33 yards (0:04)

Ben Jones at Wisconsin, Oct. 18, 2003
18 yards (0:03)

Casey Welch at Michigan State, Nov. 4, 2006
18 yards (4:49)

Chris Summers vs. Central Michigan (Motor City Bowl), Dec. 26, 2007
40 yards (0:00)

Paul Griggs at Iowa, Nov. 10, 2012
46 yards (0:00)

J.D. Dellinger at Illinois, Oct. 8, 2016
28 yards (OT)

»MALONE IN THE COMMUNITY

- Offensive coordinator Terry Malone, in his second year at Purdue and first calling plays, never shies away from extending a helping hand.
- On Aug. 24, nine tornadoes touched



down across Indiana, the worst an EF-3 with a peak wind at 152 miles per hour in Kokomo, located about 45 miles east of West Lafayette.

- While fortunately no lives were lost, more than 1,000 structures were damaged, including 200 deemed a total loss. More than 15,000 people were without power and more than 200 needed at least temporary shelter.
- Though just one week before the season-opener, Malone and his wife, Ann, cleared their Saturday, Aug. 27 schedule and drove over to help clean up.
- Malone said afterwards, "It was very satisfying. I'm not sure how much we did to help, because there's so much work to be done, but we cleared three or four yards of debris and cut a couple trees down. But we had a really good day."
- That was not the first time the Malones have stepped in after a disaster.
- Malone, who came to Purdue from the New Orleans Saints, opened his speech at the Purdue Football Preseason Banquet on Aug. 19, expected to be a quick overview of the offense, by asking the Boilermaker community for any help for his friends and neighbors back in Louisiana who are dealing with the tragic flooding.
- Malone was also helping in New Orleans after Hurricane Katrina, as he took the job in February 2006.
- Malone said Tuesday, "There was never a year in New Orleans without having something. So, it becomes a part of the way you think. The fact is that you really don't need to do a whole lot to help people who are in need. They really appreciate it and you get a lot more satisfaction of doing it than they probably do out of you helping them."

»BOILERMAKERS IN THE COMMUNITY

- The Purdue football program is incredibly involved with community service initiatives, as players and coaches regularly volunteer their time.
- The Boilermakers amassed more than 500 hours of community service from January to August of 2016 and have made more than 500 appearances at events and outings over the past five years.
- They have been involved with mission trips to Haiti and South Africa, pioneered community projects like Dream Season and IMPACT, and are regular visitors to local elementary schools.
- In addition to campus programs like the Purdue Dance Marathon for Riley Children's Hospital and the Purdue

University Center for Cancer Research 5K run/walk, the football program has participated in the Indiana Blood Center blood drive each of the last 18 years.

»THE LINEBACKERS

- Purdue returns four linebackers who have each started at least nine games in their careers prior to this season.
- Those four linebackers, Danny Ezechukwu, Andy James Garcia, Ja'Whaun Bentley and Jimmy Herman, came up with a combined 232 tackles, 19.5 for loss, 2.5 sacks, two forced fumbles, two fumble recoveries, an interception and a touchdown last year.

»Ja'Whaun Bentley (Jr.)

- Bentley was voted a team captain Aug. 19.
- The rest of his accolades are on page 6.

»Danny Ezechukwu (Jr.)

- Ezechukwu started all 12 games last year.
- The Academic All-Big Ten selection finished second on the team with 79 total tackles, 40 solo, with two tackles for loss, a sack, an interception, a fumble forced, a fumble recovered for a touchdown and two PBUs.
- Ezechukwu scooped a fumble against Virginia Tech at Purdue's 10-yard line and raced 90 yards down the left sideline for a score.
- Ezechukwu has 22 career starts.
- In the opener, Ezechukwu tied for the team lead with eight tackles.
- He has 37 tackles this season, including 1.0 for loss, which is fourth on the team.

»Jimmy Herman (Sr.)

- Herman appeared in eight games last year, including seven starts, while battling injury.
- He finished the season with 41 tackles, 6.0 for loss, half a sack and a forced fumble.
- Herman is a three-time Academic All-Big Ten selection.
- Herman has 16 starts in his career.
- He had three tackles against ECU and missed the Cincinnati game with an injury.
- He recorded a season-high seven tackles at Illinois, and has 15 total tackles this season.
- Herman recorded his first career interception at Nebraska.

»Andy James Garcia (Sr.)

- Garcia appeared in all 12 games last

year, including nine starts.

- He finished the year third on the team with 63 tackles, four for loss, a sack, a fumble recovered and three PBUs.
- Garcia has nine career starts.

»Garrett Hudson (Jr.)

- Hudson was another player who started among the linebackers.
- He appeared in nine games last season, including three starts.
- Hudson finished the year with 32 tackles, three for loss, half a sack and a fumble recovery.
- Hudson's fumble recovery came against Nebraska when he returned it 27 yards inside the Nebraska 20-yard line.

»Markus Bailey (R-Fr.)

- Bailey is one of a few redshirt freshmen with game experience prior to this season.
- Bailey appeared in the first three games last season before a knee injury sidelined him for the season.
- Bailey totaled 12 tackles, including nine solo, before the injury.
- He made his first career start vs. ECU and finished with four tackles in the 2016 season opener.
- Bailey started against Cincinnati and led the team with nine tackles, including a then-career-high seven solo stops.
- He had his first career interception at Maryland on the defense's third play of the game.
- He had a career-high 11 tackles at Illinois and followed that performance with 11 more against Iowa.
- He has 56 tackles this season to lead the team.

»BREAKING DOWN THE PRODUCTION

- Purdue scored 301 points last season, including 248 by position players (non-kickers). Of those 248, 186 points return (75 percent). The breakdown of last year's scoring by current class:

Sophomores.....	108
Juniors.....	30
Seniors	48

»This Season's Scoring By Class

Freshmen	93
Sophomores.....	48
Juniors.....	12
Seniors	60

»LAST TIME AGAINST MINNESOTA

- Purdue jumped out to a 6-0 lead after D.J. Knox pounded home an early touchdown from 1 yard out.
- Minnesota took over from there, utilizing a strong rushing attack to



score 41 straight points.

- Cole Herdman caught a late touchdown, the first of his career, to make the final score 41-13.
- Purdue limited Minnesota to 82 passing yards, and Danny Ezechukwu had an interception.

»BURGESS' BASEBALL BACKGROUND

- Purdue sophomore receiver Jarrett Burgess turned 26 on Aug. 25.
- Burgess played five seasons of minor league baseball after being selected in the sixth round of the 2008 Major League Baseball draft by the Seattle Mariners.
- Burgess played outfield and pitched, throwing 97 miles per hour off the mound, during his career in rookie and Class A ball.
- Burgess came to Purdue last summer after not playing organized football for more than 10 years, as he did not play in high school.
- Burgess comes from a football-heavy family, as his dad, Fernanza, was a wide receiver for the New York Jets and Miami Dolphins, and his uncle James Burgess, played two seasons as a linebacker for the San Diego Chargers. Jarrett's cousin, James Jr., wrapped up his senior season as a linebacker at Louisville last fall.
- Last season, Burgess had 60 rushing yards and a touchdown on three carries, as well as 20 receiving yards.
- He made his first career catch against Eastern Kentucky in this year's opener.
- Burgess suffered a hand injury in practice before the Nevada game and missed that game, as well as at Maryland. He returned for the Illinois game on special teams.

»CURIOUS CASE OF THIRD DOWNS

- Third-down success on offense and defense can often predict the outcomes of games.
- Purdue's offense ranks 23rd in the country in third-down conversions with a success rate of 46.7 percent.
- The defense, however, is on the other end of the spectrum, yielding first downs on 48.7 percent of occasions. That ranks 125th.
- Purdue has seen much better defensive third-down success in second halves this season, limiting Eastern Kentucky to 0 for 7 in the final 30 minutes. Cincinnati was just 4 for 10 on third down in the second half against Purdue and Nevada picked up 3 of 7 in the second half. Maryland converted just 1 of 5 third downs in the second half, while Illinois was just 2 of 6. Iowa was just 2 of 8 on third downs in the

second half.

- The Nebraska game flipped the trend for the first time this season, allowing third down conversions on just 2 of 6 occasions in the first half, compared with 5 of 9 in the second half.
- Against Penn State, Purdue gave up just 2 of 9 third downs, with 2 of 5 in the first half and 0 of 4 in the second.
- Purdue's defense has given up first downs on 41 of 63 occasions in first halves this season (.651), while allowing just 17 of 56 in the second halves (.304).
- Third downs were a huge factor in Purdue's win at Illinois, as the offense picked up 9 of 16 third down tries, while the defense gave up first downs on just 3 of 11 occasions.
- The Boilermakers' first-half third-down success against Nebraska (4 of 9 on offense, 2 of 6 on defense) propelled them to a 14-10 halftime lead. Their first half third-down success against Penn State (6 of 11 on offense, 2 of 5 on defense) also helped them go into half time tied at 17.

»WATCH LISTS

- Purdue has two players on a total of four watch lists to start the season.

»Markell Jones

- Jones was named to the Doak Walker Award watch list.
- The award goes to the nation's premier running back for his accomplishments on the field, achievement in the classroom and citizenship in the community.

»Jake Replogle

- Replogle has racked up the watch lists, as the senior defensive tackle is on three.
- Replogle most recently was named to the Rotary Lombardi Award watch list.
- That award goes recognizes the most outstanding college football lineman.
- Replogle is also on the Outland Trophy watch list.
- The Outland Trophy is presented to the nation's top interior offensive or defensive lineman.
- Replogle is also on the Chuck Bednarik Award watch list.
- The award goes to the nation's defensive player of the year.

»50-YEAR SALUTE

- A 23-0 victory at Wisconsin on Nov. 5 was Purdue's first in Madison since 1945 and put the Boilermakers 6-2 (4-1 Big Ten) with two games to play.
- The Boilermakers amassed 249 yards rushing, led by fullback Perry Williams

- (97) and halfback Bob Baltzell (76), who made his first start. Bob Griese completed 7 of 9 passes for 131 yards. End Jim Beirne had five receptions.
- Late in the first half, Griese completed three consecutive passes to move Purdue from its own 46-yard line to the Wisconsin 12, and then he kicked a 29-yard field goal with one second to go to give the Boilermakers a 17-0 advantage.
- Linebacker Dick Marvel paced the stout Purdue defense with 12 tackles.
- Next up was a trip to Minnesota with the Rose Bowl still in sight.

»BOILER BRIDGE WALK

- The popular Boiler Bridge Walk takes place every Friday before a home game.
- Join the Boilermakers as they cross the John T. Myers Pedestrian Bridge connecting West Lafayette and Lafayette.
- The free event also features live music, giveaways and appearances by the cheerleaders and Purdue Pete beginning at 5:45 p.m.
- The team arrives at approximately 6 o'clock near the Sonya L. Margerum Fountain on the West Lafayette side of the bridge and walks to Riehle Plaza, interacting with fans along the way.

»FOOTBALL PERFORMANCE COMPLEX

- The Boilermakers are building a new football performance complex, a \$65 million project, on the north end of the Mollenkopf Athletic Center.
- The complex is part of the Football Master Plan, which consists of six points: coaching and support staff, player development, academic support, recruiting, fan engagement, and contemporary facilities.
- The project is expected to be completed in August 2017.
- The three-level structure – totaling 110,000 square feet – will include a locker room, team meeting room, position group meeting rooms, player development room, sports performance training area (weight room), sports medicine facility, nutrition station and coaches' offices, as well as a grand entrance lobby, which will highlight the Boilermakers' history and tradition.

»The Latest

- The foundation has been laid at the Football Performance Complex from the northwest to the east and south.
- Specifically, some 4,240 cubic yards of cast-in-place concrete were poured for the 110,000-square foot facility.
- Since work began, 23,375 cubic yards





of mass excavation has occurred, and 401 aggregate piers and 92 augercast piles have been installed to support the foundation.

- All underground piping has been laid, including 2,697 feet of storm piping and 1,569 feet of water lines.
- Visibly, the building's two elevator shafts are in place, as are the hydrotherapy pool pits.
- Steel assembly is underway and when all is said and done, some 881 tons of structural steel and fabrication will be in place.
- Floors and walkways are beginning to become visible.

»NEW ASSISTANT COACHES

- The Boilermakers have five new assistant coaches, which is tied for the fifth-most of any team with the same head coach in FBS this year.
- John Nussman was elevated to assistant coach when Gerad Parker was named interim head coach Oct. 16.

»Ross Els - Defensive Coordinator/Safeties

- Els was hired Jan. 1, 2016.
- Els returned to collegiate coaching after spending the 2015 season as an assistant coach at Lincoln Southwest, his son's high school in Lincoln, Nebraska.
- A veteran of 26 seasons of coaching on the collegiate level, Els most recently spent four seasons (2011-14) as linebackers coach and recruiting coordinator at Nebraska.
- Els has given the defense a spark, noticeably in second-half adjustments.
- After giving up nearly 300 yards of offense to Eastern Kentucky in the first half, Purdue limited the Colonels to just over 100 in the second half.
- Against Nevada, the Boilermakers shut out the Wolf Pack in the second half, something that hadn't been done by a Purdue team since 2012.
- The defense allowed just 3 of 11 first downs against Illinois and came up with an overtime takeaway to help lead the Boilermakers to the win.

»Darrell Funk - Offensive Line

- Funk was hired Feb. 4, 2016.
- Funk, who boasts 29 years of collegiate coaching experience, came to the Boilermakers from Akron, where he coached in 2015.
- Prior to Akron, Funk spent four seasons as the offensive line coach at Michigan (2011-14).
- Funk's offensive line has opened holes for 100-yard rushers in three of Purdue's seven games this season.
- His group has also had three games

without allowing a sack and allowed just one on an intentional grounding against Iowa.

»Tim Lester - Quarterbacks

- Lester was hired Dec. 28, 2015.
- Lester came to the Boilermakers from Syracuse, where he served as quarterbacks coach from 2013 to 2015 and as offensive coordinator the last two seasons, as well.
- Lester's work with David Blough has produced four 300-yard passing games, including two 400-yard performances already this season.
- Purdue leads the Big Ten in passing.

»Randy Melvin - Defensive Line

- Melvin was hired Dec. 31, 2015.
- Melvin returned to the Boilermakers from Miami (Fla.).
- He previously coached at Purdue as defensive ends coach from 1997 to 1999.
- He was at Miami for one year.
- Prior to Miami, he was at Florida International for a year.
- He was the defensive line coach with the Tampa Bay Buccaneers in 2012 and 2013.
- In 2001, he was the defensive line coach with the New England Patriots when they won Super Bowl XXXVI.
- Melvin's defensive line has steadily improved this season. His group has 13.0 sacks and 25.5 tackles for loss in the last five games, including three games without Jake Replogle.
- His group also forced the overtime turnover against Illinois, which helped Purdue pull out the win.

»DeAndre Smith - Running Backs

- Smith was hired Jan. 26, 2016.
- Smith came to the Boilermakers from Syracuse, where he spent the previous three seasons in a similar role.
- Smith previously coached running backs at New Mexico (2012, 2008), Illinois (2010-11), UNLV (2009), Miami (Ohio) (2005-07) and Northern Illinois (2001-04).
- Smith's group has three 100-yard rushing games, with two from Markell Jones and one by Brian Lankford-Johnson.
- Smith has had his work cut out for him with a group that doesn't have a senior and the majority of the work is by freshmen and sophomores.
- Junior D.J. Knox, who started half the games last season, went down with an injury in spring and will miss the season and return in 2017 as a redshirt junior.
- Sophomore Markell Jones, Purdue's

leading back this season, has been limited with a shoulder injury and missed the Illinois game entirely.

- Freshman Lankford-Johnson stepped in for Jones and rushed for 127 yards and a touchdown in his first career start, before he left the game with a shoulder injury.
- Redshirt freshman Richie Worship helped Lankford-Johnson fill in for Jones and rushed 13 times for 60 yards, including the game-tying fourth-quarter touchdown, at Illinois.
- Redshirt freshman Tario Fuller has also seen action in the backfield for the Boilermakers this fall.

»Terry Malone

- Malone is a second-year coach, but enters his first season as the team's offensive coordinator.
- He was promoted Dec. 22, 2015.
- In his first game as offensive coordinator, the Boilermakers scored touchdowns on their first two drives. It was the first time since 2009 that Purdue scored on its opening drive of the season.
- Malone has rejuvenated the Purdue offense and has three 500-yard outings, as well as at least 450-yards in five of Purdue's eight games.

»John Nussman

- John Nussman, who began the 2016 season as offensive analyst, assumed assistant coaching duties when Gerad Parker was elevated to interim head coach.
- Nussman is working with the wide receivers.
- Nussman served as a graduate assistant with the Boilermakers from 2013 to 2015 after spending the 2012 season at Otterbein University.
- Nussman earned his bachelor's degree in strategic communications from Ohio State in 2012.
- As an undergraduate, he served three seasons as an offensive assistant/intern with the Buckeyes, taking part in the 2009 Rose Bowl (11-2) and 2010 Sugar Bowl (12-1) championship teams.
- Nussman played quarterback, wide receiver and punter at Northmont High School in Ohio.

»MEDIA CENTER

- Access the 2016 Purdue Football Media Center online at purduesports.com/sports/m-footbl/pur-2016mediacenter.html
- The page, which is updated throughout each game week, includes game notes, head coach's Tuesday press conference, stats from each





game, SoundCloud audio highlights, video highlights and photos.

- The page also can be accessed through PurdueSports.com on the football page, by clicking “More Links” in the top right then “2016 Media Center.”



2016 Depth Chart

Offense

WR	7	DeAngelo Yancey, Sr., 6-2, 205, Atlanta, Ga.
	21	Anthony Mahoungou, Jr., 6-3, 210, Paris, France
WR	18	Cameron Posey, 5th, 6-1, 192, Boca Raton, Fla.
	10	Gregory Phillips, Jr., 6-0, 201, Lithonia, Ga.
LT	66	Cameron Cermin, 5th, 6-5, 323, College Station, Texas
	55	Michael Mendez, R-Fr., 6-4, 305, Los Fresnos, Texas
	75	Jalen Neal, Jr., 6-8, 315, Tempe, Ariz.
LG	72	Jason King, 5th, 6-4, 310, Little Rock, Ark.
	55	Michael Mendez, R-Fr., 6-4, 305, Los Fresnos, Texas
C	53	Kirk Barron, So., 6-2, 300, Mishawaka, Ind.
	68	Peyton Truitt, R-Fr., 6-5, 296, West Lafayette, Ind.
RG	70	Jordan Roos, 5th, 6-4, 301, Celina, Texas
	55	Michael Mendez, R-Fr., 6-4, 305, Los Fresnos, Texas
RT	79	Matt McCann, R-Fr., 6-6, 314, Fishers, Ind.
	75	Jalen Neal, Jr., 6-8, 315, Tempe, Ariz.
TE	88	Cole Herdman, So., 6-4, 251, Leesburg, Va.
	89	Brycen Hopkins, R-Fr., 6-5, 239, Nashville, Tenn.
WR	3	Bilal Marshall, 5th, 6-2, 201, Miami, Fla.
	13	Terrance Landers, Fr., 6-4, 200, Dayton, Ohio
QB	11	David Blough, So., 6-1, 200, Carrollton, Texas
	2	Elijah Sindelar, R-Fr., 6-4, 236, Princeton, Ky.
RB	8	Markell Jones, So., 5-11, 210, Columbus, Ind.
	37	Brian Lankford-Johnson, Fr., 6-0, 195, St. Paul, Minn.
or	36	Richie Worship, R-Fr., 6-1, 245, Cleveland, Ohio

Specialists

Punter	31	Joe Schopper, So., 6-0, 196, Indianapolis, Ind.
	96	Jake Herr, R-Fr., 6-5, 220, Carmel, Ind.
Placekicker	85	J.D. Dellinger, Fr., 6-2, 190, Charlotte, N.C.
	43	Myles Homan, R-Fr., 6-1, 220, Cincinnati, Ohio
Kickoffs	85	J.D. Dellinger, Fr., 6-2, 190, Charlotte, N.C.
	43	Myles Homan, R-Fr., 6-1, 220, Cincinnati, Ohio
Long Snapper	65	Ben Makowski, So., 6-2, 252, Osceola, Ind.
	48	Ryan Sadkowski, So., 5-11, 260, Glen Ellyn, Ill.
Holder	31	Joe Schopper, So., 6-0, 196, Indianapolis, Ind.
	11	David Blough, So., 6-1, 200, Carrollton, Texas
Kickoff Returns and	22	Jack Wegher, Fr., 5-9, 205, Sioux City, S.D.
	37	Brian Lankford-Johnson, Fr., 6-0, 195, St. Paul, Minn.
Punt Returns	3	Bilal Marshall, 5th, 6-2, 201, Miami, Fla.
	9	Malik Kimbrough, Jr., 6-0, 172, San Jacinto, Calif.

Defense

DT	54	Jake Replogle, Jr., 6-5, 275, Centerville, Ohio
	9	Lorenzo Neal, Fr., 6-2, 345, Houston, Texas
NG	18	Eddy Wilson, So., 6-4, 300, Pontiac, Mich.
	9	Lorenzo Neal, Fr., 6-2, 345, Houston, Texas
DE	95	Evan Panfil, Sr., 6-5, 270, New Lenox, Ill.
	45	Austin Larkin, Jr., 6-3, 259, University City, Mo.
DE	13	Gelen Robinson, Jr., 6-1, 275, Schererville, Ind.
	45	Austin Larkin, Jr., 6-3, 259, University City, Mo.
Will	21	Markus Bailey, R-Fr., 6-1, 235, Columbus, Ohio
	42	Andy James Garcia, 5th, 6-0, 223, Miami, Fla.
Mike	4	Ja'Whaun Bentley, Jr., 6-2, 250, Glenarden, Md.
	16	Garrett Hudson, Jr., 6-2, 245, Tallahassee, Fla.
Buck	36	Danny Ezechukwu, Jr., 6-2, 240, Lithonia, Ga.
	29	Jimmy Herman, 5th, 6-4, 240, Carmel, Ind.
LCB	2	Da'Wan Hunte, Jr., 5-9, 188, Miami, Fla.
	23	Josh Hayes, Fr., 6-0, 181, Indianapolis, Ind.
SS	3	Leroy Clark, Sr., 5-10, 197, Miami, Fla.
	26	C.J. Parker, Jr., 6-2, 205, Menifee, Calif.
FS	27	Navon Mosley, Fr., 6-0, 181, Bloomfield, Mich.
	26	C.J. Parker, Jr., 6-2, 205, Menifee, Calif.
RCB	24	Tim Cason, 5-11, 195, Clarkston, Mich.
	6	Myles Norwood, Jr., 6-0, 174, Arlington, Texas



Schedule/Game Results

Date	Opponent	Score	Overall	Conference	Time	Attend
Sept. 3	Eastern Kentucky	45-24	1-0	0-0	3:39	32,074
Sept. 10	Cincinnati	20-38	1-1	0.0	3:25	33,068
Sept. 24	Nevada	24-14	2-1	0-0	3:04	41,607
Oct. 1	at Maryland*	7-50	2-2	0-1	3:20	41,206
Oct. 8	at Illinois*	34-31 (OT)	3-2	1-1	3:48	42,912
Oct. 15	Iowa*	35-49	3-3	1-2	3:45	40,239
Oct. 22	at #8 Nebraska*	14-27	3-4	1-3	3:28	90,546
Oct. 29	#24 Penn State*	24-62	3-5	1-4	3:33	33,157
Nov. 5	at Minnesota*					
Nov. 12	Northwestern*					
Nov. 19	Wisconsin*					
Nov. 26	at Indiana*					

* indicates conference game.

Team Statistics

TEAM STATISTICS	PUR	OPP
SCORING	203	295
Points Per Game	25.4	36.9
Points Off Turnovers	24	84
FIRST DOWNS	177	175
Rushing	55	87
Passing	105	76
Penalty	17	12
RUSHING YARDAGE	888	2000
Yards gained rushing	1069	2203
Yards lost rushing	181	203
Rushing Attempts	245	346
Average Per Rush	3.6	5.8
Average Per Game	111.0	250.0
TDs Rushing	10	21
PASSING YARDAGE	2437	1598
Comp-Att-Int	215-381-15	127-218-5
Average Per Pass	6.4	7.3
Average Per Catch	11.3	12.6
Average Per Game	304.6	199.8
TDs Passing	16	16
TOTAL OFFENSE	3325	3598
Total Plays	626	564
Average Per Play	5.3	6.4
Average Per Game	415.6	449.8
KICK RETURNS: #-Yards	30-576	26-495
PUNT RETURNS: #-Yards	11-86	10-36
INT RETURNS: #-Yards	5-122	15-203
KICK RETURN AVERAGE	19.2	19.0
PUNT RETURN AVERAGE	7.8	3.6
INT RETURN AVERAGE	24.4	13.5
FUMBLES-LOST	9-5	7-3
PENALTIES-Yards	39-351	63-563
Average Per Game	43.9	70.4
PUNTS-Yards	35-1447	41-1666
Average Per Punt	41.3	40.6
Net punt average	38.0	37.1
KICKOFFS-Yards	37-2094	54-3331
Average Per Kick	56.6	61.7
Net kick average	38.5	41.3
TIME OF POSSESSION/Game	30:08	29:52
3RD-DOWN Conversions	64/137	58/119
3rd-Down Pct	47%	49%
4TH-DOWN Conversions	11/23	6/6
4th-Down Pct	48%	100%
SACKS BY-Yards	15-126	12-102
MISC YARDS	0	0
TOUCHDOWNS SCORED	27	38
FIELD GOALS-ATTEMPTS	5-9	9-12
ON-SIDE KICKS	0-2	0-1
RED-ZONE SCORES	(17-25) 68%	(34-38) 89%
RED-ZONE TOUCHDOWNS	(13-25) 52%	(26-38) 68%
PAT-ATTEMPTS	(26-26) 100%	(34-34) 100%
ATTENDANCE	180145	174664
Games/Avg Per Game	5/36029	3/58221
Neutral Site Games		0/0

Score by Quarters

	1st	2nd	3rd	4th	OT	Total
Purdue	42	62	24	72	3	203
Opponents	71	89	55	80	0	295

Individual Statistics

RUSHING	GP	Att	Gain	Loss	Net	Avg	TD	Lng	Avg/G
Jones, Markell	7	99	469	15	454	4.6	3	23	64.9
Lankford-Johnson, B.	8	31	215	14	201	6.5	2	48	25.1
Worship, Richie	8	35	136	3	133	3.8	2	24	16.6
Fuller, Tario	7	10	34	4	30	3.0	0	9	4.3
Blough, David	8	44	142	122	20	0.5	3	20	2.5
Yancey, David	7	4	20	0	20	5.0	0	9	2.9
Marshall, Bilal	8	8	18	3	15	1.9	0	8	1.9
Sindelar, Elijah	3	3	21	10	11	3.7	0	13	3.7
Posey, Cameron	8	3	10	0	10	3.3	0	5	1.2
Kimbrrough, Malik	8	4	4	3	1	0.2	0	3	0.1
TEAM	5	4	0	7	-7	-1.8	0	0	-1.4
Total.....	8	245	1069	181	888	3.6	10	48	111.0
Opponents.....	8	346	2203	203	2000	5.8	21	81	250.0

PASSING	G	Effic	Comp-Att-Int	Pct	Yds	TD	Lng	Avg/G
Blough, David	8	120.91	207-358-12	57.8	2346	16	88	293.2
Sindelar, Elijah	3	42.47	5-16-2	31.2	69	0	26	23.0
Marshall, Bilal	8	96.96	3-5-0	60.0	22	0	8	2.8
TEAM	5	0.00	0-1-0	0.0	0	0	0	0.0
Jones, Markell	7	-200.00	0-1-1	0.0	0	0	0	0.0
Total.....	8	116.14	215-381-15	56.4	2437	16	88	304.6
Opponents.....	8	139.46	127-218-5	58.3	1598	16	42	199.8

RECEIVING	G	No.	Yds	Avg	TD	Long	Avg/G
Yancey, DeAngelo	8	30	557	18.6	6	88	69.6
Young, Domonique	6	29	338	11.7	1	36	56.3
Herdman, Cole	8	29	286	9.9	2	53	35.8
Jones, Markell	7	24	163	6.8	0	31	23.3
Marshall, Bilal	8	23	292	12.7	2	48	36.5
Posey, Cameron	8	23	172	7.5	1	15	21.5
Hopkins, Brycen	7	9	181	20.1	3	51	25.9
Phillips, Gregory	8	9	109	12.1	0	26	13.6
Worship, Richie	8	8	49	6.1	0	16	6.1
Lankford-Johnson, B.	8	7	75	10.7	0	26	9.4
Kimbrrough, Malik	8	7	64	9.1	1	45	8.0
Fuller, Tario	7	5	51	10.2	0	27	7.3
Yancey, David	7	4	56	14.0	0	20	8.0
Mahoungou, Anthony	7	4	20	5.0	0	8	2.9
Burgess, Jarrett	6	2	7	3.5	0	4	1.2
Landers, Terrance	5	1	9	9.0	0	9	1.8
Blough, David	8	1	8	8.0	0	8	1.0
Total.....	8	215	2437	11.3	16	88	304.6
Opponents.....	8	127	1598	12.6	16	42	199.8

PUNT RETURNS	No.	Yds	Avg	TD	Long
Kimbrrough, Malik	9	64	7.1	0	42
Marshall, Bilal	2	22	11.0	0	22
Total.....	11	86	7.8	0	42
Opponents.....	10	36	3.6	0	11

KICK RETURNS	No.	Yds	Avg	TD	Long
Lankford-Johnson, B.	13	256	19.7	0	45
Kimbrrough, Malik	13	256	19.7	0	36
Hudson, Garrett	3	45	15.0	0	17
Wegher, Jack	1	19	19.0	0	19
Total.....	30	576	19.2	0	45
Opponents.....	26	495	19.0	0	59

INTERCEPTIONS	No.	Yds	Avg	TD	Long
Robinson, Gelen	1	78	78.0	1	78
Hayes, Josh	1	0	0.0	0	0
Bailey, Markus	1	4	4.0	0	4
Herman, Jimmy	1	23	23.0	0	23
Clark, Leroy	1	17	17.0	0	17
Total.....	5	122	24.4	1	78
Opponents.....	15	203	13.5	1	41

FUMBLE RETURNS	No.	Yds	Avg	TD	Long
Total.....	0	0	0.0	0	0
Opponents.....	1	19	19.0	0	19





Individual Statistics

SCORING	TD	FGs	PATs					DXP	Saf	Points
			Kick	Rush	Rcv	Pass				
Dellinger, J.D.	0	5-9	26-26	0-0	0	0-0	0	0	0	41
Yancey, DeAngelo	6	0-0	0-0	0-0	0	0-0	0	0	0	36
Hopkins, Brycen	3	0-0	0-0	0-0	0	0-0	0	0	0	18
Jones, Markell	3	0-0	0-0	0-0	0	0-0	0	0	0	18
Blough, David	3	0-0	0-0	0-0	0	0-1	0	0	0	18
Herdman, Cole	2	0-0	0-0	0-0	0	0-0	0	0	0	12
Marshall, Bilal	2	0-0	0-0	0-0	0	0-0	0	0	0	12
Worship, Richie	2	0-0	0-0	0-0	0	0-0	0	0	0	12
Lankford-Johnson, B.	2	0-0	0-0	0-0	0	0-0	0	0	0	12
Young, Domonique	1	0-0	0-0	0-0	0	0-0	0	0	0	6
Posey, Cameron	1	0-0	0-0	0-0	0	0-0	0	0	0	6
Kimbrough, Malik	1	0-0	0-0	0-0	0	0-0	0	0	0	6
Robinson, Gelen	1	0-0	0-0	0-0	0	0-0	0	0	0	6
Total.....	27	5-9	26-26	0-0	0	0-1	0	0	0	203
Opponents.....	38	9-12	34-34	1-1	2	2-3	0	0	0	295

TOTAL OFFENSE	G	Plays	Rush	Pass	Total	Avg/G
Blough, David	8	402	20	2346	2366	295.8
Jones, Markell	7	100	454	0	454	64.9
Lankford-Johnson, B.	8	31	201	0	201	25.1
Worship, Richie	8	35	133	0	133	16.6
Sindelar, Elijah	3	19	11	69	80	26.7
Marshall, Bilal	8	13	15	22	37	4.6
Fuller, Tario	7	10	30	0	30	4.3
Yancey, David	7	4	20	0	20	2.9
Posey, Cameron	8	3	10	0	10	1.2
Kimbrough, Malik	8	4	1	0	1	0.1
TEAM	5	5	-7	0	-7	-1.4
Total.....	8	626	888	2437	3325	415.6
Opponents.....	8	564	2000	1598	3598	449.8

Individual Statistics

ALL PURPOSE	G	Rush	Rec	PR	KOR	IR	Tot	Avg/G
Jones, Markell	7	454	163	0	0	0	617	88.1
Yancey, DeAngelo	8	0	557	0	0	0	557	69.6
Lankford-Johnson, B.	8	201	75	0	256	0	532	66.5
Kimbrough, Malik	8	1	64	64	256	0	385	48.1
Young, Domonique	6	0	338	0	0	0	338	56.3
Marshall, Bilal	8	15	292	22	0	0	329	41.1
Herdman, Cole	8	0	286	0	0	0	286	35.8
Worship, Richie	8	133	49	0	0	0	182	22.8
Posey, Cameron	8	10	172	0	0	0	182	22.8
Hopkins, Brycen	7	0	181	0	0	0	181	25.9
Phillips, Gregory	8	0	109	0	0	0	109	13.6
Fuller, Tario	7	30	51	0	0	0	81	11.6
Robinson, Gelen	8	0	0	0	0	78	78	9.8
Yancey, David	7	20	56	0	0	0	76	10.9
Hudson, Garrett	8	0	0	0	45	0	45	5.6
Blough, David	8	20	8	0	0	0	28	3.5
Herman, Jimmy	7	0	0	0	0	23	23	3.3
Mahoungou, Anthony	7	0	20	0	0	0	20	2.9
Wegher, Jack	2	0	0	0	19	0	19	9.5
Clark, Leroy	8	0	0	0	0	17	17	2.1
Sindelar, Elijah	3	11	0	0	0	0	11	3.7
Landers, Terrance	5	0	9	0	0	0	9	1.8
Burgess, Jarrett	6	0	7	0	0	0	7	1.2
Bailey, Markus	8	0	0	0	0	4	4	0.5
TEAM	5	-7	0	0	0	0	-7	-1.4
Total.....	8	888	2437	86	576	122	4109	513.6
Opponents.....	8	2000	1598	36	495	203	4332	541.5

FIELD GOALS	FGM-FGA	Pct	01-19	20-29	30-39	40-49	50-99	Lg	Blk
Dellinger, J.D.	5-9	55.6	0-0	1-2	3-5	1-2	0-0	42	0

FG SEQUENCE	Purdue	Opponents
Eastern Kentucky	44,(30)	(35)-
Cincinnati	28	(26)
Nevada	(36)	27
Maryland	35	-
Illinois	(37),(28)	(20),(47),(34),41
Iowa	-	-
Nebraska	-	(30),(51),45
Penn State	(42),39	(33),(29)

Numbers in (parentheses) indicate field goal was made.

PUNTING	No.	Yds	Avg	Long	TB	FC	I20	50+	Blkd
Schopper, Joe	35	1447	41.3	57	4	11	15	6	0
Total.....	35	1447	41.3	57	4	11	15	6	0
Opponents.....	41	1666	40.6	59	3	9	14	4	1

KICKOFFS	No.	Yds	Avg	TB	OB	Retn	Net	YdLn
Dellinger, J.D.	36	2084	57.9	7	2			
Homan, Myles	1	10	10.0	0	1			
Total.....	37	2094	56.6	7	3	495	38.5	26
Opponents.....	54	3331	61.7	21	3	576	41.3	23





Defensive Statistics

DEFENSIVE LEADERS	GP	-----Tackles-----			TFL/Yds	--Sacks--		----Pass Def----		QBH	---Fumbles---		Blkd Kick	Saf
		Solo	Ast	Total		No-Yards	Int-Yds	BrUp	Rcv-Yds		FF			
21 Bailey, Markus	8	33	23	56	1.0-6	.	1-4	2
3 Clark, Leroy	8	26	22	48	1.5-3	.	1-17	.	.	.	1-0	.	.	.
27 Mosley, Navon	8	29	12	41
36 Ezechukwu, Danny	8	19	18	37	1.0-2
4 Bentley, Ja'Whaun	7	26	11	37	4.0-4	.	.	1
13 Robinson, Gelen	8	16	18	34	2.5-22	2.0-22	1-78	.	.	.	1	.	.	.
2 Hunte, Da'Wan	6	17	12	29	1.0-4	.	.	3
18 Wilson, Eddy	8	16	13	29	5.0-18	2.5-12	1-0	.	.	.
54 Replogle, Jake	5	18	10	28	3.0-17	1.5-14	1-0	.	.	.
26 Parker, C.J.	8	14	10	24	3.0-5
1 Roberts, Brandon	5	17	7	24	1.0-4	1.0-4	.	1
95 Panfil, Evan	8	13	8	21	10.5-58	5.0-48
6 Norwood, Myles	5	14	4	18	.	.	.	2
24 Cason, Tim	8	13	4	17	.	.	.	1
29 Herman, Jimmy	7	5	10	15	.	.	1-23	1
9 Neal, Lorenzo	6	8	3	11	3.0-19	1.0-14
42 Garcia, Andy	7	4	6	10	1.5-6	1.0-4
7 Gregory, Robert	8	5	5	10	1	.
45 Larkin, Austin	6	4	5	9	2.0-11	1.0-8
23 Hayes, Josh	7	7	1	8	.	.	1-0
25 Blackmon, Antonio	7	3	4	7	.	.	.	1
59 Newton, Langston	3	3	2	5
41 Thieneman, Jacob	7	2	2	4
83 Dotson, Malcolm	8	4	.	4
56 Cook, Wyatt	3	2	.	2
35 Cook, Wes	7	1	1	2
10 Phillips, Gregory	8	2	.	2
20 Rose, David	3	2	.	2
28 Yancey, David	7	1	.	1
18 Posey, Cameron	8	1	.	1
10 Little, Mike	1	1	.	1	.	.	.	1
46 Johnson, Race	5	.	1	1
47 Henley, Shayne	4	.	1	1
5 Logan, Austin	6	1	.	1
25 Fuller, Tario	7	1	.	1
11 Blough, David	8	1	.	1
7 Yancey, DeAngelo	8	1	.	1
66 Criddle, Alex	4	.	1	1
28 Shuman, Brandon	4	.	1	1
36 Worship, Richie	8	1	.	1
70 Roos, Jordan	8	1	.	1
72 King, Jason	8	1	.	1
80 Burgess, Jarrett	6	1	.	1
8 Hardy, Kamal	1	.	1	1	.	.	.	1
85 Dellinger, J.D.	8	1	.	1
Total.....	8	335	216	551	40-179	15-126	5-122	14	.	.	3-0	1	1	.
Opponents.....	8	336	212	548	34.0-137	12-102	15-203	26	.	.	5-19	6	.	.

Box Score (Final)
Purdue Football
Eastern Kentucky vs Purdue (Sept 3, 2016 at West Lafayette, Ind.)

Score by Quarters	1	2	3	4	Total
Eastern Kentucky	8	10	0	6	24
Purdue	21	7	0	17	45

Qtr Time Scoring play

1st 13:04 PUR - Jones, Markell 3 yd run (Dellinger, J.D. kick), 6-64 1:56
10:13 PUR - Blough, David 1 yd run (Dellinger, J.D. kick), 4-23 1:38
03:31 PUR - Robinson, Gelen 78 yd interception return (Dellinger, J.D. kick)
00:50 EKU - CRIMMINS, Dan 10 yd pass from CONEY, Bennie (CREAMER, Neiko rush), 8-72 2:41
10:04 PUR - Yancey, De 35 yd pass from Blough, David (Dellinger, J.D. kick), 4-50 1:20
06:07 EKU - WILLIAMS, Lucas 35 yd field goal, 14-61 3:57
02:04 EKU - THOMAS, Ethan 10 yd run (WILLIAMS, Lucas kick), 8-47 2:23
4th 12:48 PUR - Blough, David 1 yd run (Dellinger, J.D. kick), 10-61 3:41
04:56 PUR - Dellinger, J.D. 30 yd field goal, 13-66 6:24
04:23 PUR - Lankford-Johnso 48 yd run (Dellinger, J.D. kick), 2-54 0:17
01:34 EKU - FOGLE, Cameron 2 yd pass from SWAFFORD, Tyler (SWAFFORD, Tyler pass failed), 11-78 2:49

	EKU	PUR
FIRST DOWNS	22	25
RUSHES-YARDS (NET)	47-176	39-261
PASSING YDS (NET)	222	251
Passes Att-Comp-Int	37-20-3	44-26-1
TOTAL OFFENSE PLAYS-YARDS	84-398	83-512
Fumble Returns-Yards	0-0	0-0
Punt Returns-Yards	2-16	2-6
Kickoff Returns-Yards	7-160	3-76
Interception Returns-Yards	1-0	3-95
Punts (Number-Avg)	7-43.6	5-42.6
Fumbles-Lost	1-1	2-0
Penalties-Yards	4-39	2-17
Possession Time	27:45	32:15
Third-Down Conversions	10 of 20	8 of 17
Fourth-Down Conversions	1 of 1	1 of 2
Red-Zone Scores-Chances	4-5	4-5
Sacks By: Number-Yards	0-0	0-0

RUSHING: Eastern Kentucky-THOMAS, Ethan 17-60; MAUK, Maty 8-39; ENYENIHI, Henry 6-35; CONEY, Bennie 6-16; HOPKINS, K. 5-15; McCLESKY, Daryl 5-11. Purdue-Jones, Markell 24-145; Lankford-Johnso 4-58; Worship, Richie 4-20; Blough, David 4-18; Fuller, Tario 2-16; Posey, Cameron 1-4.

PASSING: Eastern Kentucky-CONEY, Bennie 13-23-0-158; MAUK, Maty 2-7-2-18; SWAFFORD, Tyler 5-6-0-46; SMITH, James 0-1-1-0. Purdue-Blough, David 25-43-1-245; Sindelar 1-1-0-6.

RECEIVING: Eastern Kentucky-BORDERS, Devin 7-77; SMITH, James 3-39; CREAMER, Neiko 3-26; MARKUSH, Ryan 2-34; FOGLE, Cameron 2-9; CLARK, Matt 1-17; PAUL, Dan 1-10; CRIMMINS, Dan 1-10. Purdue-Young 8-74; Posey, Cameron 5-41; Jones, Markell 4-24; Fuller, Tario 3-32; Marshall, Bilal 2-16; Yancey, De 1-35; Herdman, Cole 1-22; Burgess 1-4; Worship, Richie 1-3.

INTERCEPTIONS: Eastern Kentucky-BETHEL, Nigel 1-0. Purdue-Robinson, Gelen 1-78; Clark, Leroy 1-17; Hayes, Josh 1-0.

FUMBLES: Eastern Kentucky-THOMAS, Ethan 1-1. Purdue-Jones, Markell 1-0; Fuller, Tario 1-0.

Eastern Kentucky (0-1) vs. Purdue (1-0)

Date: Sept 3, 2016 • Site: West Lafayette, Ind. • Stadium: Ross-Ade
Attendance: 32074

Kickoff time: 12:01pm • End of Game: 3:40pm • Total elapsed time: 3:39
Officials: Referee: Larry Smith; Umpire: John Hanneke; Linesman: Kole Knueppele;
Line judge: Robert Davis; Back judge: Jake Kemp; Field judge: Phil Hicks;
Side judge: Edward Smith; Center judge: Tom Riepenhoff;
Temperature: 70 F • Wind: ENE 7mph • Weather: Sunny

Box Score (Final)
Purdue Football
Cincinnati vs Purdue (Sep 10, 2016 at West Lafayette, Ind.)

Score by Quarters	1	2	3	4	Total
Cincinnati	7	14	3	14	38
Purdue	0	7	0	13	20

Qtr Time Scoring play

1st 08:07 CIN - COLE, Nate 5 yd pass from MOORE, Hayden (GANTZ, Andrew kick), 3-85 1:05
13:58 CIN - MOORE, Hayden 9 yd run (GANTZ, Andrew kick), 13-80 3:36
2nd 10:30 PUR - Young 19 yd pass from Blough, David (Dellinger, J.D. kick), 9-82 3:28
06:19 CIN - DOWDY, DJ 20 yd pass from MOORE, Hayden (GANTZ, Andrew kick), 11-75 4:11
3rd 06:00 CIN - GANTZ, Andrew 26 yd field goal, 13-79 5:50
4th 14:10 CIN - COLE, Nate 28 yd pass from MOORE, Hayden (GANTZ, Andrew kick), 2-32 0:38
10:48 PUR - Worship, Richie 4 yd run (Blough, David pass failed), 11-65 3:22
07:21 PUR - Yancey, De 36 yd pass from Blough, David (Dellinger, J.D. kick), 4-80 1:11
02:19 CIN - MOORE, Hayden 23 yd run (GANTZ, Andrew kick), 7-49 2:37

	CIN	PUR
FIRST DOWNS	22	29
RUSHES-YARDS (NET)	46-262	25-103
PASSING YDS (NET)	250	401
Passes Att-Comp-Int	32-19-0	57-32-5
TOTAL OFFENSE PLAYS-YARDS	78-512	82-504
Fumble Returns-Yards	0-0	0-0
Punt Returns-Yards	1-2	1-5
Kickoff Returns-Yards	2-24	3-39
Interception Returns-Yards	5-53	0-0
Punts (Number-Avg)	5-40.6	3-31.7
Fumbles-Lost	1-0	1-0
Penalties-Yards	5-45	2-24
Possession Time	30:17	29:43
Third-Down Conversions	13 of 21	10 of 17
Fourth-Down Conversions	2 of 2	1 of 1
Red-Zone Scores-Chances	4-4	2-4
Sacks By: Number-Yards	0-0	1-4

RUSHING: Cincinnati-LEWIS, Kahill 1-79; BOONE, Mike 18-78; MOORE, Hayden 8-58; GREEN, Tion 16-53; DEGUARA, Josiah 1-minus 2; TEAM 2-minus 4. Purdue-Jones, Markell 15-47; Blough, David 3-33; Yancey, David 2-9; Fuller, Tario 3-5; Posey, Cameron 1-5; Worship, Richie 1-4.

PASSING: Cincinnati-MOORE, Hayden 19-32-0-250. Purdue-Blough, David 32-57-5-401.

RECEIVING: Cincinnati-COLE, Nate 6-81; GRAY, Devin 4-56; GREEN, Tion 4-39; LEWIS, Kahill 2-32; BOONE, Mike 2-22; DOWDY, DJ 1-20. Purdue-Young 8-136; Yancey, De 7-113; Phillips 3-37; Herdman, Cole 3-36; Jones, Markell 3-2; Fuller, Tario 2-19; Marshall, Bilal 2-17; Yancey, David 1-20; Landers 1-9; Posey, Cameron 1-9; Burgess 1-3.

INTERCEPTIONS: Cincinnati-TYSON, Mike 3-27; GILBERT, Tyrell 1-26; THOMAS, Alex 1-0. Purdue-None.

FUMBLES: Cincinnati-BEARD, Brayden 1-0. Purdue-Jones, Markell 1-0.

Cincinnati (2-0) vs. Purdue (1-1)

Date: Sep 10, 2016 • Site: West Lafayette, Ind. • Stadium: Ross-Ade
Attendance: 33068

Kickoff time: 12:01 pm • End of Game: 03:26 pm • Total elapsed time: 3:25
Officials: Referee: Michael Roche; Umpire: Jeff Akers; Linesman: Adam Loudin;
Line judge: Lance Thompson; Back judge: M. Griffith; Field judge: Ben Vasconcelis;
Side judge: Ken Bushey; Center judge: A. Calabrese;
Temperature: 71 F • Wind: WSW 5MPH • Weather: Overcast

SACKS (UA-A): Eastern Kentucky-None. Purdue-None.

TACKLES (UA-A): Eastern Kentucky-NORTHINGTON, K. 6-5; SOLOMON, Buck 5-2; OWENS, Thomas 5-2; CANADY, Jeffrey 4-3; BASCOM, Ben 5-1; GLASS, Corey 3-3; TUCKER, Jared 2-3; GRACE, Kobie 4-0; PATRICK, Aaron 3-1; GRAFFREE, P. 2-2; MOORE, Tre' 2-1; PITT, Avery 1-2; FLEMING, S. 2-0; EVANS, Taquan 0-2; BETHEL, Nigel 1-0; SMITH, LaJuan 1-0; HUMPHREY, C. 1-0; JEAN LOUIS, L. 1-0; McCLESKY, Daryl 1-0; STEPHENSON, Z 1-0; FLOYD, C. 1-0; SKIDMORE, Kagen 0-1. Purdue-Bentley 3-6; Ezechukwu 3-6; Replogle, Jake 6-2; Norwood, Myles 4-3; Roberts 4-2; Clark, Leroy 4-1; Parker, C.J. 3-2; Wilson, Eddy 2-3; Hayes, Josh 4-0; Cason, Tim 3-1; Mosley, Navon 3-1; Newton 3-1; Bailey, Markus 3-1; Gregory, Robert 2-2; Herman, Jimmy 1-2; Panfil, Evan 0-3; Robinson, Gelen 1-0; Dotson, Malcolm 1-0; Logan, Austin 1-0; Phillips 1-0; Hardy, Kamal 0-1; Criddle, Alex 0-1; Johnson, Race 0-1; Cook, Wes 0-1.

Game Starters:**Eastern Kentucky**

Pos	##	OFFENSE
WR	88	BORDERS, Devin
WR	9	MARKUSH, Ryan
LT	79	ADEKOYA, Justin
LG	62	GARRETSON, Ryan
C	65	STEPHENSON, Z
RG	66	EDWARDS, Chance
RT	64	KOWALEWSKI, C.
TE	18	CRIMMINS, Dan
SR	16	SMITH, James
QB	7	MAUK, Maty
RB	2	SANDERS, Jared

Pos	##	DEFENSE
E	44	PATRICK, Aaron
T	40	GRAFFREE, P.
T	97	PITT, Avery
E	96	GARCIA, Xavier
LB	3	OWENS, Thomas
LB	53	CANADY, Jeffrey
NB	29	BASCOM, Ben
CB	1	BETHEL, Nigel
S	3	OWENS, Thomas
S	13	NORTHINGTON, K.
CB	32	SOLOMON, Buck

Purdue

Pos	##	OFFENSE
WR	70	Yancey, De
WR	50	Young
LT	74	Patterson
LG	72	King, Jason
C	53	Barron, Kirk
RG	70	Roos, Jordan
RT	79	McCann, Matt
WR	10	Phillips
WR	18	Posey, Cameron
QB	11	Blough, David
RB	80	Jones, Markell

Pos	##	DEFENSE
T	54	Replogle, Jake
NG	17	Wilson, Eddy
DE	95	Panfil, Evan
DE	13	Robinson, Gelen
WLB	21	Bailey, Markus
MLB	4	Bentley
NB	1	Roberts
CB	24	Cason, Tim
SS	30	Clark, Leroy
FS	27	Mosley, Navon
CB	6	Norwood, Myles

Eastern Kentucky: 4-CONEY, Bennie, 5-WILLIAMS, D., 6-ENYENIHI, Henry, 11-CREAMER, Neiko, 12-FLOYD, C., 14-SWAFFORD, Tyler, 19-WRZUSZCZAK, K., 20-THOMAS, Ethan, 22-HOPKINS, K., 23-McCLESKY, Daryl, 24-TUCKER, Jared, 25-MOORE, Tre', 38-GRACE, Kobie, 41-REED, Eric, 43-PAUL, Dan, 45-GLASS, Corey, 46-HOFFMAN, Ben, 47-BUTLER, Logan, 48-WALDEN, Kamaree, 49-LOWE, Damon, 52-HUMPHREY, C., 55-EVANS, Taquan, 56-SMITH, LaJuan, 58-HOWARD, Matt, 75-SIMPSON, D., 76-WILLIAMS, Lucas, 82-CABRERA, Alex, 83-REID, Billy, 84-FOGLE, Cameron, 85-FLOYD, Jon, 86-MALONE, Tyler, 87-CLARK, Matt, 89-SCHMERBER, C., 91-FLEMING, S., 93-BURGY-VANHOOSE, 95-SKIDMORE, Kagen, 98-JEAN LOUIS, L..

Purdue: 1W-Landers, 10-Knox, D.J., 2C-Blackmon, 20-Sindelar, 2W-Mahongou, 30-Marshall, Bilal, 3R-Worship, Richie, 5L-Yacobi, 5D-Logan, Austin, 6T-Criddle, Alex, 7D-Gregory, Robert, 8D-Hardy, Kamal, 90-Kimbrough, 14-Faison, Tim, 16-Hudson, Garrett, 23-Hayes, Josh, 25-Fuller, Tario, 26-Parker, C.J., 28-Yancey, David, 29-Herman, Jimmy, 31-Schopper, Joe, 35-Cook, Wes, 36-Ezechukwu, 37-Lankford-Johnso, 42-Garcia, Andy, 46-Johnson, Race, 47-Henley, Shayne, 55-Mendez, Michael, 56-Cook, Wyatt, 59-Newton, 64-Daniels, Johnny, 65-Makowski, Ben, 66-Cermin, Cameron, 68-Truitt, Peyton, 75-Neal, Jalen, 80-Burgess, 82-Buckman, Wade, 83-Dotson, Malcolm, 84-Trussell, Jess, 85-Dellinger, J.D., 88-Herdman, Cole, 89-Hopkins, Bryce.

SACKS (UA-A): Cincinnati-None. Purdue-Garcia, Andy 1-0.

TACKLES (UA-A): Cincinnati-WILSON, Eric 7-2; JACOBS, Carter 6-1; GILBERT, Tyrell 5-0; KINARD, Antonio 3-2; MOUHON, Kevin 3-1; STEPHENS, L. 3-0; BROUGHTON, C. 3-0; PACE, Alex 2-1; COLEMAN, Grant 2-1; THOMAS, Alex 2-0; BANSCHBACH, C. 2-0; EDWARDS, Zach 2-0; WRIGHT, Bryan 1-1; TYSON, Mike 1-1; FITZ, Kimoni 1-1; GREEN, Tion 1-1; COPELAND, M. 1-1; BUCKLEY, D. 1-1. Purdue-Bailey, Markus 7-2; Bentley 5-3; Norwood, Myles 6-0; Mosley, Navon 4-2; Replogle, Jake 3-3; Robinson, Gelen 3-3; Clark, Leroy 2-4; Ezechukwu 4-1; Cason, Tim 3-1; Roberts 3-0; Panfil, Evan 1-1; Rose, David 1-0; Wilson, Eddy 1-0; Garcia, Andy 1-0; King, Jason 1-0; Gregory, Robert 1-0; Newton 0-1; Henley, Shayne 0-1.

Game Starters:**Cincinnati**

Pos	##	OFFENSE
WR	1	LEWIS, Kahill
WR	84	COLE, Nate
LT	79	STOUT, Ryan
LG	54	MINOR, Keith
C	59	BOND, Deyshawn
RG	73	LEAHY, Ryan
RT	71	CUNNINGHAM, K.
TE	81	DOWDY, DJ
WR	21	GRAY, Devin
QB	8	MOORE, Hayden
RB	7	GREEN, Tion

Pos	##	DEFENSE
E	51	FITZ, Kimoni
T	96	BROUGHTON, C.
T	99	PACE, Alex
E	56	WILSON, Mark
WLB	23	WILSON, Eric
MLB	45	JENKINSON, B.
SLB	5	TYSON, Mike
CB	13	COLEMAN, Grant
S	4	EDWARDS, Zach
S	2	GILBERT, Tyrell
CB	9	STEPHENS, L.

Purdue

Pos	##	OFFENSE
WR	70	Yancey, De
WR	50	Young
LT	74	Patterson
LG	72	King, Jason
C	53	Barron, Kirk
RG	70	Roos, Jordan
RT	79	McCann, Matt
TE	88	Herdman, Cole
WR	18	Posey, Cameron
QB	11	Blough, David
RB	80	Jones, Markell

Pos	##	DEFENSE
T	54	Replogle, Jake
NG	17	Wilson, Eddy
E	95	Panfil, Evan
RE	13	Robinson, Gelen
WLB	21	Bailey, Markus
MLB	4	Bentley
NB	1	Roberts
CB	24	Cason, Tim
SS	30	Clark, Leroy
FS	27	Mosley, Navon
CB	6	Norwood, Myles

Cincinnati: 1J-JOHNSON, Avery, 2R-ROLLINS, Jerron, 5B-BOONE, Mike, 6-JOHNSON, T.J., 9J-JONES, Ryan, 10-THOMAS, Alex, 15-BEARD, Brayden, 16-GANTZ, Andrew, 18-COGSWELL, Tyler, 19-PIERCE, Davin, 20-JACOBS, Carter, 22-BUCKLEY, D., 24-CLEMENTS, Malik, 25-BANSCHBACH, C., 26-GERACI, Sam, 30-MURPHY, Chris, 41-VINCENT, Jon, 42-KINARD, Antonio, 44-COPELAND, M., 46-YOUNG, Perry, 47-BRAZILE, Landon, 48-MOUHON, Kevin, 64-STEUR, Will, 66-NIEHAUS, David, 72-CAMPBELL, G., 83-DEGUARA, Josiah, 94-BURTON, Chris, 95-WRIGHT, Bryan, 98-JOHNSON, Lyndon.

Purdue: 1W-Landers, 2X-Shuman, Brandon, 2C-Blackmon, 2W-Mahongou, 3R-Worship, Richie, 30-Marshall, Bilal, 5D-Logan, Austin, 6T-Criddle, Alex, 7D-Gregory, Robert, 90-Kimbrough, 10-Phillips, 14-Faison, Tim, 16-Hudson, Garrett, 20-Rose, David, 23-Hayes, Josh, 25-Fuller, Tario, 26-Parker, C.J., 28-Yancey, David, 31-Schopper, Joe, 32-Pulliam, Evan, 36-Ezechukwu, 37-Lankford-Johnso, 41-Thieneman, J., 42-Garcia, Andy, 43-Schopper, Joe, 47-Henley, Shayne, 55-Mendez, Michael, 56-Cook, Wyatt, 59-Newton, 65-Makowski, Ben, 66-Cermin, Cameron, 75-Neal, Jalen, 80-Burgess, 83-Dotson, Malcolm, 84-Trussell, Jess, 85-Dellinger, J.D., 89-Hopkins, Bryce.



Box Score (Final)
Purdue Football
Nevada vs Purdue (Sep 24, 2016 at West Lafayette, Ind.)

Score by Quarters	1	2	3	4	Total
Nevada	7	7	0	0	14
Purdue	0	10	7	7	24

Qtr	Time	Scoring play
1st	05:00	NEV - HENDERSON, H. 15 yd pass from STEWART, Tyler (ZUZO, Brent kick), 10-61 4:47
2nd	13:10	PUR - Dellinger, J.D. 36 yd field goal, 15-58 6:50
	05:56	NEV - BUTLER, James 6 yd pass from STEWART, Tyler (ZUZO, Brent kick), 3-20 1:19
	01:20	PUR - Marshall, Bilal 48 yd pass from Blough, David (Dellinger, J.D. kick), 7-80 1:42
3rd	08:03	PUR - Jones, Markell 5 yd run (Dellinger, J.D. kick), 12-49 4:17
4th	01:17	PUR - Hopkins, Brycen 51 yd pass from Blough, David (Dellinger, J.D. kick), 6-80 2:59

	NEV	PUR
FIRST DOWNS	18	25
RUSHES-YARDS (NET)	33-68	44-166
PASSING YDS (NET)	185	300
Passes Att-Comp-Int	33-23-0	31-21-1
TOTAL OFFENSE PLAYS-YARDS	66-253	75-466
Fumble Returns-Yards	1-19	0-0
Punt Returns-Yards	0-0	3-51
Kickoff Returns-Yards	4-53	2-65
Interception Returns-Yards	1-35	0-0
Punts (Number-Avg)	5-45.8	0-0.0
Fumbles-Lost	0-0	3-3
Penalties-Yards	1-10	4-50
Possession Time	28:09	31:51
Third-Down Conversions	9 of 15	11 of 15
Fourth-Down Conversions	0 of 0	2 of 3
Red-Zone Scores-Chances	2-4	2-4
Sacks By: Number-Yards	1-4	5-38

RUSHING: Nevada-BUTLER, James 14-38; STEWART, Tyler 15-10; MUHAMMAD, Ahki 1-9; KINCAIDE, J. 2-7; GANGI, Ty 1-4. Purdue-Jones, Markell 22-124; Fuller, Tario 4-11; Worship, Richie 4-10; Yancey, David 1-9; Blough, David 7-6; Lankford-Johnso 5-5; Posey, Cameron 1-1.

PASSING: Nevada-STEWART, Tyler 22-29-0-178; TEAM 0-2-0-0; GANGI, Ty 1-2-0-7. Purdue-Blough, David 21-30-1-300; Marshall, Bilal 0-1-0-0.

RECEIVING: Nevada-BUTLER, James 6-44; DEMPS, Wyatt 5-41; HENDERSON, H. 4-35; RICHARDSON, J. 4-35; CELIS, Andrew 3-21; GIPSON, Jarred 1-9. Purdue-Yancey, De 7-78; Marshall, Bilal 5-82; Young 3-22; Posey, Cameron 2-16; Hopkins, Brycen 1-51; Herdman, Cole 1-20; Lankford-Johnso 1-16; Jones, Markell 1-15.

INTERCEPTIONS: Nevada-SAWYER, Jaden 1-35. Purdue-None.

FUMBLES: Nevada-None. Purdue-Jones, Markell 2-2; Lankford-Johnso 1-1.

Nevada (2-2) vs. Purdue (2-1)
Date: Sep 24, 2016 • Site: West Lafayette, Ind. • Stadium: Ross-Ade
Attendance: 41607

Kickoff time: 12:01 pm • End of Game: 3:04 • Total elapsed time: 3:03
Officials: Referee: Mike Cannon; Umpire: Ed Feaster; Linesman: John Wiercinski;
Line judge: John Quinn; Back judge: Todd Ransom; Field judge: Gary Powers;
Side judge: Scott McElwee; Center judge: Patrick Holt;
Temperature: 68 F • Wind: E 7 mph • Weather: Mostly Cloudy

Box Score (Final)
Purdue Football
Purdue vs Maryland (Oct 01, 2016 at College Park, Md.)

Score by Quarters	1	2	3	4	Total
Purdue	0	0	0	7	7
Maryland	8	21	7	14	50

Qtr	Time	Scoring play
1st	06:59	UMD - Morgan, T. 11 yd pass from Hills, P. (Goins, K. pass from Rowe, C.), 6-80 1:58
2nd	13:35	UMD - Harrison, L. 62 yd run (Greene, A. kick), 2-79 1:11
	10:08	UMD - Johnson, T. 8 yd run (Greene, A. kick), 6-39 1:30
	00:11	UMD - Hills, P. 11 yd run (Greene, A. kick), 8-91 3:58
3rd	07:27	UMD - Morgan, T. 5 yd pass from Hills, P. (Greene, A. kick), 6-81 3:02
4th	13:30	PUR - Herdman, Cole 4 yd pass from Blough, David (Dellinger, J.D. kick), 12-55 4:33
	12:10	UMD - Johnson, T. 48 yd run (Greene, A. kick), 4-59 1:11
	07:12	UMD - Funk, J. 9 yd pass from Pigrome, T. (Greene, A. kick), 8-46 3:02

	PUR	UMD
FIRST DOWNS	16	19
RUSHES-YARDS (NET)	27-10	46-400
PASSING YDS (NET)	195	96
Passes Att-Comp-Int	53-22-1	17-9-1
TOTAL OFFENSE PLAYS-YARDS	80-205	63-496
Fumble Returns-Yards	0-0	0-0
Punt Returns-Yards	1-3	2-4
Kickoff Returns-Yards	8-137	2-51
Interception Returns-Yards	1-4	1-0
Punts (Number-Avg)	8-38.4	5-40.0
Fumbles-Lost	0-0	2-1
Penalties-Yards	8-69	11-92
Possession Time	31:44	28:16
Third-Down Conversions	6 of 20	5 of 12
Fourth-Down Conversions	2 of 5	1 of 1
Red-Zone Scores-Chances	1-4	5-5
Sacks By: Number-Yards	4-34	6-45

RUSHING: Purdue-Jones, Markell 12-23; Sindelar 1-13; Yancey, David 1-2; TEAM 1-minus 1; Worship, Richie 1-minus 1; Blough, David 11-minus 26. Maryland-Johnson, T. 7-204; Harrison, L. 6-78; Funk, J. 6-33; Goins, K. 3-24; Pigrome, T. 3-19; Hills, P. 10-18; Morgan, T. 2-16; Turner, D. 1-4; Brown, W. 5-2; Edmunds, T. 2-2; TEAM 1-0.

PASSING: Purdue-Blough, David 18-41-0-132; Sindelar 4-12-1-63. Maryland-Hills, P. 8-13-1-87; Pigrome, T. 1-4-0-9.

RECEIVING: Purdue-Young 4-47; Yancey, De 4-40; Herdman, Cole 4-23; Phillips 3-43; Posey, Cameron 2-12; Jones, Markell 2-6; Hopkins, Brycen 1-14; Mahoungou 1-8; Marshall, Bilal 1-2. Maryland-Morgan, T. 5-46; Brown, W. 1-20; Moore, D. 1-15; Funk, J. 1-9; Harrison, L. 1-6.

INTERCEPTIONS: Purdue-Bailey, Markus 1-4. Maryland-Hills, P. 1-0.

FUMBLES: Purdue-None. Maryland-Pigrome, T. 1-0; Hills, P. 1-1.

Purdue (2-2,0-1) vs. Maryland (4-0,1-0)
Date: Oct 01, 2016 • Site: College Park, Md. • Stadium: Maryland Stadium
Attendance: 41206

Kickoff time: 3:42 PM • End of Game: 7:02 PM • Total elapsed time: 3:20
Officials: Referee: Mike Kluczynski; Umpire: Tim Owens; Linesman: Kelly Saalfeld;
Line judge: Rick Kruger; Back judge: Scott Buchanan; Field judge: D. Pender;
Side judge: Scott McElwee; Center judge: Jason Nickleby;
Temperature: 63 deg • Wind: NE 4 mph • Weather: Cloudy



SACKS (UA-A): Nevada-RUSH, Corey 1-0. Purdue-Wilson, Eddy 1-1; Panfil, Evan 2-0; Larkin, Austin 1-0; Replogle, Jake 0-1.

TACKLES (UA-A): Nevada-BERTRANDO, Alex 9-2; RUFUS, Asauni 8-1; CHOUDJA, P. 7-1; SEWELL, Gabe 4-1; MITCHELL, E. 4-0; MEYER, Kalei 3-1; JOHNSON, K. 3-1; BABER, Dameon 2-2; RUSH, Corey 2-1; SILVA, Jordan 1-2; WILSON, Travis 2-0; MCDADE, Jarius 2-0; REED, Malik 2-0; SAWYER, Jaden 2-0; SEKONA, Hausia 1-1; MUHAMMAD, EJ 1-1; MOODY, Elijah 1-0; FARNSWORTH, Wes 1-0; LEALAO, Nakita 0-1; ZUZO, Brent 0-1. Purdue-Hunte, Da'Wan 6-2; Bentley 6-1; Roberts 5-0; Panfil, Evan 5-0; Ezechukwu 4-0; Mosley, Navon 4-0; Clark, Leroy 3-1; Replogle, Jake 2-2; Norwood, Myles 3-0; Bailey, Markus 3-0; Cason, Tim 2-1; Robinson, Gelen 2-0; Wilson, Eddy 1-1; Parker, C.J. 1-0; Fuller, Tario 1-0; Larkin, Austin 1-0; Blackmon 1-0; Neal, Lorenzo 1-0; Blough, David 1-0.

Game Starters:

Nevada			Purdue		
Pos	##	OFFENSE	Pos	##	OFFENSE
WR	19	DEMPS, Wyatt	WR	70	Yancey, De
WR	83	CELIS, Andrew	WR	50	Young
LT	79	HENRY, Jacob	LT	75	Neal, Jalen
LG	72	MACAULEY, J.	LG	72	King, Jason
C	62	GOLTRY, Nathan	C	53	Barron, Kirk
RG	63	ECHEVERIA, D.	RG	70	Roos, Jordan
RT	73	CORBETT, Austin	RT	66	Cermin, Cameron
TE	47	GIPSON, Jarred	TE	88	Herdman, Cole
WR	84	RICHARDSON, J.	WR	18	Posey, Cameron
QB	15	STEWART, Tyler	QB	11	Blough, David
RB	20	BUTLER, James	RB	80	Jones, Markell
Pos	##	DEFENSE	Pos	##	DEFENSE
E	90	REED, Malik	T	54	Replogle, Jake
T	91	MEYER, Kalei	NG	17	Wilson, Eddy
T	99	RUSH, Corey	E	95	Panfil, Evan
E	95	CHOUDJA, P.	RE	13	Robinson, Gelen
LB	56	BERTRANDO, Alex	WLB	21	Bailey, Markus
CB	8	SAWYER, Jaden	MLB	4	Bentley
LB	7	SEWELL, Gabe	CB	1	Roberts
CB	26	JOHNSON, K.	CB	2D	Hunte, Da'Wan
FS	2	RUFUS, Asauni	SS	26	Parker, C.J.
SS	5	BABER, Dameon	FS	27	Mosley, Navon
CB	28	MITCHELL, E.	CB	6	Norwood, Myles

Nevada: 0B-CHRISTIAN, D., 3-MUHAMMAD, Ahki, 4-MUHAMMAD, EJ, 6-GANGI, Ty, 10-JACKSON, L.J., 12-HENDERSON, H., 17-JOSEPH, Jarid, 18-MOODY, Elijah, 22-LYNCH, Akeel, 23-MOORE, Kelton, 24-KINCAIDE, J., 31-UZOMA, Randy, 33-WRIGHT, Blake, 34-WILSON, Travis, 35-BRAND, Riley, 38-LACADEN, Jacob, 40-ZUZO, Brent, 42-FARNSWORTH, Wes, 45-CARROW, Austin, 46-BOY, Alex, 50-PAULHUS, Austin, 53-ROSENTERE, T., 55-LEALAO, Nakita, 64-KREPSZ, Sean, 78-MCDADE, Jarius, 81-GONZALEZ, V., 82-MELCHER, Tucker, 86-SCOTT, Brandon, 93-SILVA, Jordan, 96-SEKONA, Hausia.

Purdue: 2C-Blackmon, 2W-Mahoungou, 3R-Worship, Richie, 3D-Clark, Leroy, 3O-Marshall, Bilal, 4R-Beeler, Lane, 5D-Logan, Austin, 6T-Criddle, Alex, 7D-Gregory, Robert, 9D-Neal, Lorenzo, 9O-Kimbrough, 10-Phillips, 16-Hudson, Garrett, 23-Hayes, Josh, 24-Cason, Tim, 25-Fuller, Tario, 28-Yancey, David, 29-Herman, Jimmy, 31-Schopper, Joe, 35-Cook, Wes, 36-Ezechukwu, 37-Lankford-Johnso, 41-Thieneman, J., 42-Garcia, Andy, 45-Larkin, Austin, 55-Mendez, Michael, 65-Makowski, Ben, 83-Dotson, Malcolm, 84-Trussell, Jess, 85-Dellinger, J.D., 89-Hopkins, Brycen.

SACKS (UA-A): Purdue-Wilson, Eddy 1-0; Roberts 1-0; Replogle, Jake 1-0; Robinson, Gelen 1-0. Maryland-Braglio, R. 2-0; Aniebonam, J. 1-1; Carter, J. 1-0; Ukandu, A. 1-0; Cockerille, S. 0-1.

TACKLES (UA-A): Purdue-Replogle, Jake 6-1; Robinson, Gelen 4-2; Bailey, Markus 4-1; Mosley, Navon 4-1; Roberts 4-0; Ezechukwu 3-1; Parker, C.J. 3-1; Clark, Leroy 3-1; Bentley 3-0; Cook, Wyatt 2-0; Wilson, Eddy 2-0; Hunte, Da'Wan 1-1; Dotson, Malcolm 1-0; Herman, Jimmy 1-0; Neal, Lorenzo 1-0; Dellinger, J.D. 1-0; Thieneman, J. 1-0; Gregory, Robert 0-1. Maryland-Likely, W. 6-2; Cockerille, S. 5-2; Carter, J. 5-1; Braglio, R. 3-1; Aniebonam, J. 3-1; Ukandu, A. 2-2; Hill, A. 3-0; Savage, D. 2-1; Keihn, M. 0-3; Ross, J. 2-0; Davis, I. 2-0; Jackson, J. 2-0; Daniels, Elis. 2-0; Dunn, M. 1-0; Jacobs, L. 1-0; Shepherd, B. 1-0; Edmunds, T. 1-0; Opara, K. 1-0; Goins, K. 1-0; Lane, D. 1-0; Kulka, B. 1-0; Walker, C. 1-0; Woods, J. 1-0; Ellis, T. 0-1.

Game Starters:

Purdue			Maryland		
Pos	##	OFFENSE	Pos	##	OFFENSE
WR	70	Yancey, De	WR	1	Moore, D.
WR	18	Posey, Cameron	WR	19	Morgan, T.
LT	75	Neal, Jalen	WR	8	Jacobs, L.
LG	72	King, Jason	TE	48	Hayward, D.
C	53	Barron, Kirk	T	76	Dunn, M.
RG	70	Roos, Jordan	G	63	Minter, M.
RT	66	Cermin, Cameron	C	64	Moore, B.
TE	88	Herdman, Cole	G	79	Shelton, M.
WR	50	Young	T	58	Prince, D.
QB	11	Blough, David	RB	9	Edmunds, T.
RB	80	Jones, Markell	QB	11	Hills, P.
Pos	##	DEFENSE	Pos	##	DEFENSE
DT	54	Replogle, Jake	END	90	Braglio, R.
NG	9D	Neal, Lorenzo	NOSE	57	Opara, K.
DE	95	Panfil, Evan	TACK	96	Kulka, B.
DE	13	Robinson, Gelen	BUCK	41	Aniebonam, J.
MIKE	21	Bailey, Markus	NICK	4	Likely, W.
BUCK	4	Bentley	WILL	2	Cockerille, S.
LCB	2D	Hunte, Da'Wan	WILL	23	Carter, J.
SS	27	Mosley, Navon	CB	27	Hill, A.
FS	26	Parker, C.J.	S	26	Savage, D.
RCB	24	Cason, Tim	S	10	Woods, J.
NB	1	Roberts	CB	7	Jackson, J.

Purdue: 1W-Landers, 1T-Wilson, Eddy, 2W-Mahoungou, 2O-Sindelar, 3O-Marshall, Bilal, 3R-Worship, Richie, 3D-Clark, Leroy, 6Norwood, Myles, 7D-Gregory, Robert, 9O-Kimbrough, 10-Phillips, 16-Hudson, Garrett, 20-Rose, David, 25-Fuller, Tario, 28-Yancey, David, 29-Herman, Jimmy, 31-Schopper, Joe, 35-Cook, Wes, 36-Ezechukwu, 37-Lankford-Johnso, 41-Thieneman, J., 45-Larkin, Austin, 56-Cook, Wyatt, 65-Makowski, Ben, 79-McCann, Matt, 83-Dotson, Malcolm, 84-Trussell, Jess, 85-Dellinger, J.D., 89-Hopkins, Brycen.

Maryland: 1W-Turner, D., 1D-Daniels, Elij., 2H-Harrison, L., 3-Greene, A., 3P-Pigrome, T., 4S-Shinsky, M., 5-Brown, W., 5S-Shepherd, B., 6-Johnson, T., 6D-Collins, M., 7Q-Rowe, C., 13-Lane, D., 15-Keihn, M., 17-Ellis, T., 18-Walker, J., 22-Davis, I., 29-Daniels, Elis., 30-Goins, K., 31-Egbuaba, N., 32-Ross, J., 33-Stefanelli, A., 34-Funk, J., 43-Brooks, J., 44-Isaacs, A., 51-Oliveira, M., 53-Boulware, J., 54-Dulaney, J., 55-Gray, D., 69-Marchese, J., 70-Christie, S., 75-Davis, T., 82-Edwards, A., 83-Culmer, M., 88-Lees, W., 92-Burkett, C., 95-Ukandu, A., 97-Sutton, D..

Box Score (Final)
Purdue Football
Purdue vs Illinois (Oct 08, 2016 at Champaign, Ill.)

Score by Quarters	1	2	3	4	OT	Total
Purdue	7	14	3	7	3	34
Illinois	3	13	7	8	0	31

Qtr Time Scoring play

1st 08:58 ILL - McLaughlin, C. 20 yd field goal, 7-78 3:16
02:02 PUR - Blough, David 9 yd run (Dellinger, J.D. kick), 9-49 3:45
2nd 14:56 ILL - McLaughlin, C. 47 yd field goal, 6-31 2:06
09:59 PUR - Lankford-Johnson, B. 32 yd run (Dellinger, J.D. kick), 10-81 4:57
05:11 ILL - Crouch,Chayce 26 yd run (McLaughlin,C. kick), 11-77 4:48
03:07 PUR - Kimbrough, Malik 45 yd pass from Blough, David (Dellinger, J.D. kick), 6-75 2:04
00:29 ILL - McLaughlin, C. 34 yd field goal, 7-49 2:38
3rd 03:20 ILL - Crouch,Chayce 3 yd run (McLaughlin,C. kick), 7-86 3:03
00:38 PUR - Dellinger, J.D. 37 yd field goal, 7-41 2:42
4th 12:34 ILL - Foster, K. 3 yd run (Turner,Malik pass from Crouch,Chayce), 8-75 3:04
09:55 PUR - Worship, Richie 8 yd run (Dellinger, J.D. kick), 6-69 2:39
OT 15:00 PUR - Dellinger, J.D. 28 yd field goal, 5-14 0:00

	PUR	ILL
--	-----	-----

FIRST DOWNS	25	24
-------------	----	----

RUSHES-YARDS (NET)	41-231	46-315
--------------------	--------	--------

PASSING YDS (NET)	228	184
-------------------	-----	-----

Passes Att-Comp-Int	37-23-2	23-14-0
---------------------	---------	---------

TOTAL OFFENSE PLAYS-YARDS	78-459	69-499
---------------------------	--------	--------

Fumble Returns-Yards	0-0	0-0
----------------------	-----	-----

Punt Returns-Yards	1-7	2-3
--------------------	-----	-----

Kickoff Returns-Yards	5-106	5-92
-----------------------	-------	------

Interception Returns-Yards	0-0	2-33
----------------------------	-----	------

Punts (Number-Avg)	4-42.0	5-40.2
--------------------	--------	--------

Fumbles-Lost	0-0	2-1
--------------	-----	-----

Penalties-Yards	5-45	12-125
-----------------	------	--------

Possession Time	30:06	29:54
-----------------	-------	-------

Third-Down Conversions	9 of 16	3 of 11
------------------------	---------	---------

Fourth-Down Conversions	0 of 1	0 of 0
-------------------------	--------	--------

Red-Zone Scores-Chances	4-4	4-5
-------------------------	-----	-----

Sacks By: Number-Yards	0-0	0-0
------------------------	-----	-----

RUSHING: Purdue-Lankford-Johnson, B. 18-127; Worship, Richie 13-60; Blough, David 7-36; Marshall, Bilal 2-9; TEAM 1-minus 1. Illinois-Crouch,Chayce 17-137; Corbin,Reggie 11-92; Foster,K. 16-55; Vaughn,Ke'Shawn 2-31.

PASSING: Purdue-Blough, David 22-35-2-220; TEAM 0-1-0-0; Marshall, Bilal 1-1-0-8.

Illinois-Crouch,Chayce 10-14-0-142; Lunt,Wes 4-9-0-42.

RECEIVING: Purdue-Young, Domonique 6-59; Kimbrough, Malik 3-51; Yancey, DeAngelo 3-33; Lankford-Johnson, B. 3-12; Worship, Richie 2-24; Yancey, David 2-17; Posey, Cameron 2-15; Herdman, Cole 1-9; Blough, David 1-8. Illinois-Turner,Malik 9-129; White,Tyler 2-13; Corbin,Reggie 1-30; Grant,Zach 1-9; Foster,K. 1-3.

INTERCEPTIONS: Purdue-None. Illinois-Nickerson,Hardy 2-33.

FUMBLES: Purdue-None. Illinois-Taylor,D.J. 1-0; Crouch,Chayce 1-1.

Purdue (3-2,1-1) vs. Illinois (1-4,0-2)

Date: Oct 08, 2016 • Site: Champaign, Ill. • Stadium: Memorial Stadium

Attendance: 42912

Kickoff time: 2:42 pm • End of Game: 6:30 pm • Total elapsed time: 3:48

Officials: Referee: Don Willard; Umpire: Jeff Carr; Linesman: Brian Matthew;

Line Judge: Ron Tipton; Back Judge: Matthew Edwards; Field Judge: Terry Anderson;

Side Judge: Joel Clay; Center Judge: Mike Stumberg;

Temperature: 67 • Wind: 7MPH NNW • Weather: Clear

Box Score (Final)
Purdue Football
Iowa vs Purdue (Oct 15, 2016 at West Lafayette, Ind.)

Score by Quarters	1	2	3	4	Total
Iowa	21	14	7	7	49
Purdue	0	7	7	21	35

Qtr Time Scoring play

1st 08:57 IOWA - Daniels, LeShun 1 yd run (Duncan, Keith kick), 8-67 2:55
02:20 IOWA - Beathard, C.J. 15 yd run (Duncan, Keith kick), 13-63 5:44
00:09 IOWA - McCarron, Riley 42 yd pass from Beathard, C.J. (Duncan, Keith kick), 4-54 1:25
2nd 03:48 IOWA - Daniels, LeShun 4 yd run (Duncan, Keith kick), 6-80 3:11
01:29 PUR - Hopkins, Brycen 25 yd pass from Blough, David (Dellinger, J.D. kick), 5-74 2:19
01:18 IOWA - Wadley, Akrum 75 yd run (Duncan, Keith kick), 1-75 0:11
3rd 08:06 PUR - Herdman, Cole 53 yd pass from Blough, David (Dellinger, J.D. kick), 7-89 2:47
06:07 IOWA - Fant, Noah 5 yd pass from Beathard, C.J. (Duncan, Keith kick), 5-91 1:59
08:40 PUR - Marshall, Bilal 7 yd pass from Blough, David (Dellinger, J.D. kick), 9-80 3:00
05:36 PUR - Yancey, DeAngelo 54 yd pass from Blough, David (Dellinger, J.D. kick), 5-80 0:46
01:44 IOWA - King, Desmond 41 yd interception return (Duncan, Keith kick)
00:17 PUR - Hopkins, Brycen 37 yd pass from Blough, David (Dellinger, J.D. kick), 7-75 1:27

	IOWA	PUR
--	------	-----

FIRST DOWNS	24	24
-------------	----	----

RUSHES-YARDS (NET)	53-365	21-47
--------------------	--------	-------

PASSING YDS (NET)	155	458
-------------------	-----	-----

Passes Att-Comp-Int	20-12-0	59-30-1
---------------------	---------	---------

TOTAL OFFENSE PLAYS-YARDS	73-520	80-505
---------------------------	--------	--------

Fumble Returns-Yards	0-0	0-0
----------------------	-----	-----

Punt Returns-Yards	2-11	0-0
--------------------	------	-----

Kickoff Returns-Yards	2-29	2-15
-----------------------	------	------

Interception Returns-Yards	1-41	0-0
----------------------------	------	-----

Punts (Number-Avg)	6-34.0	5-41.4
--------------------	--------	--------

Fumbles-Lost	0-0	0-0
--------------	-----	-----

Penalties-Yards	12-94	6-38
-----------------	-------	------

Possession Time	36:06	23:54
-----------------	-------	-------

Third-Down Conversions	9 of 16	5 of 15
------------------------	---------	---------

Fourth-Down Conversions	1 of 1	2 of 5
-------------------------	--------	--------

Red-Zone Scores-Chances	4-4	1-1
-------------------------	-----	-----

Sacks By: Number-Yards	1-15	3-26
------------------------	------	------

RUSHING: Iowa-Wadley, Akrum 15-176; Daniels, LeShun 23-150; Smith, Jerminic 1-45; Beathard, C.J. 10-0; TEAM 1-minus 2; Akinribade, T. 3-minus 4. Purdue-Jones, Markell 9-33; Lankford-Johnson, B. 3-9; Worship, Richie 3-9; Marshall, Bilal 1-5; TEAM 1-minus 3; Blough, David 4-minus 6.

PASSING: Iowa-Beathard, C.J. 10-17-0-140; Stanley, Nathan 2-3-0-15. Purdue-Blough, David 30-59-1-458.

RECEIVING: Iowa-McCarron, Riley 4-74; Kittle, George 2-31; Wadley, Akrum 2-25; Fant, Noah 2-15; Kelly, Austin 1-5; Smith, Jerminic 1-5. Purdue-Herdman, Cole 7-104; Marshall, Bilal 4-65; Jones, Markell 4-30; Worship, Richie 4-15; Hopkins, Brycen 3-80; Lankford-Johnson, B. 3-47; Yancey, DeAngelo 2-92; Mahoungou, Anthony 2-11; Phillips, Gregory 1-14.

INTERCEPTIONS: Iowa-King, Desmond 1-41. Purdue-None.

FUMBLES: Iowa-None. Purdue-None.

Iowa (5-2,3-1) vs. Purdue (3-1,1-2)

Date: Oct 15, 2016 • Site: West Lafayette, Ind. • Stadium: Ross-Ade

Attendance: 40239

Kickoff time: 12:01 pm • End of Game: 3:46pm • Total elapsed time: 3:45

Officials: Referee: Mike Cannon; Umpire: Ken Zelmannski; Linesman: Kelly saalfeld;

Line Judge: John Quinn; Back Judge: Scott Buchanan; Field Judge: John Roggeman;

Side Judge: Scott McElwee; Center Judge: Bryan Banks;

Temperature: 67 • Wind: SSW 14mp • Weather: Cloudy

SACKS (UA-A): Purdue-None. Illinois-None.

TACKLES (UA-A): Purdue-Mosley, Navon 8-5; Clark, Leroy 2-9; Bailey, Markus 1-10; Herman, Jimmy 2-5; Robinson, Gelen 2-4; Larkin, Austin 1-5; Roberts, Brandon 1-5; Blackmon, Antonio 1-3; Wilson, Eddy 0-4; Garcia, Andy 0-4; Replogle, Jake 1-2; Hunte, Da'Wan 1-2; Ezechukwu, Danny 0-3; Panfil, Evan 0-3; Norwood, Myles 1-1; Gregory, Robert 1-1; Parker, C.J. 0-2; Neal, Lorenzo 1-0; Cook, Wes 1-0; Phillips, Gregory 1-0; Rose, David 1-0; Posey, Cameron 1-0. Illinois-Watson,Tre 4-9; Dunlap,Jaylen 6-5; Nickerson,Hardy 1-7; Nelson,Patrick 1-5; James,Chris 1-4; Barton,Taylor 1-4; Clements, C. 1-4; Smoot,Dawuane 1-4; Bain,Rob 1-4; Mosely,Darius 2-2; President,Gimel 2-2; Jones,Julian 2-1; Green,Stanley 1-2; Phillips,C. 1-2; Hayes,Ahmani 2-0; Echard,Nathan 0-2; Jackson,Kenyon 0-2; Harding,Dele 0-2; Sumpter, Frank 1-0; Watkins,Cameron 0-1.

Game Starters:**Purdue**

Pos	##	OFFENSE
QB	11	Blough, David
RB	37	Lankford-Johnson, B.
WR	70	Yancey, DeAngelo
WR	18	Posey, Cameron
RT	79	McCann, Matt
LG	72	King, Jason
C	53	Barron, Kirk
RG	70	Roos, Jordan
LT	66	Cermin, Cameron
TE	88	Herdman, Cole
WR	50	Young, Domonique

Pos	##	DEFENSE
DT	54	Replogle, Jake
NG	1T	Wilson, Eddy
DE	45	Larkin, Austin
BUCK	29	Herman, Jimmy
WILL	21	Bailey, Markus
LCB	24	Cason, Tim
S	3D	Clark, Leroy
FS	27	Mosley, Navon
RCB	2D	Hunte, Da'Wan
NB	1	Roberts, Brandon
DE	95	Panfil, Evan

Illinois

Pos	##	OFFENSE
QB	1C	Lunt,Wes
RB	2A	Corbin,Reggie
WR	88	Grant,Zach
WR	19	Hardee,Justin
WR	18	Turner,Malik
LT	57	Schmidt,Austin
TE	87	White,Tyler
LG	72	Megginsom,Gabe
C	71	Spencer,Joe
RG	53	Allegretti,N.
RT	67	DiLauro,C.

Pos	##	DEFENSE
DE	91	Smoot,Dawuane
DT	11	Clements,C.
DT	95	Jackson,Kenyon
DE	6	Phillips,C.
CB	12	James,Chris
MLB	10	Nickerson,Hardy
SLB	33	Watson,Tre
FS	1	Dunlap,Jaylen
FS	3	Barton,Taylor
SS	21	Nelson,Patrick
CB	24	Mosely,Darius

Purdue: 2C-Blackmon, Antonio, 3R-Worship, Richie, 30-Marshall, Bilal, 4-Bentley, Ja'Whaun, 5D-Logan, Austin, 6-Norwood, Myles, 7D-Gregory, Robert, 90-Kimbrough, Malik, 9D-Neal, Lorenzo, 10-Phillips, Gregory, 13-Robinson, Gelen, 16-Hudson, Garrett, 20-Rose, David, 23-Hayes, Josh, 25-Fuller, Tario, 26-Parker, C.J., 28-Yancey, David, 31-Schopper, Joe, 35-Cook, Wes, 36-Ezechukwu, Danny, 41-Thieneman, Jacob, 42-Garcia, Andy, 47-Henley, Shayne, 65-Makowski, Ben, 75-Neal, Jalen, 80-Burgess, Jarrett, 83-Dotson, Malcolm, 84-Trussell, Jess, 85-Dellinger, J.D., 90-Colmery, Will.

Illinois: 1G-Holcombe,Z., 2-Jones,Julian, 4A-Taylor,D.J., 5-Crawford,James, 5A-Vaughn,Ke'Shawn, 5C-Solomon,Adam, 7A-Crouch,Chayce, 9-Harding,Dele, 13-Frain,Ryan, 14-President,Gimel, 16-Bain,Rob, 17-Green,Stanley, 22-Foster,K., 23-Sumpter, Frank, 27-Hayes,Ahmani, 30-Hyilton,Julian, 31-Watkins,Cameron, 32-Williams,J., 35-Hansen,Jake, 39-Echard,Nathan, 40-Svetina,Mike, 41-Marchese,Jimmy, 43-McLaughlin,C., 45-McGrew,Henry, 56-Martin,Michael, 66-Fagan,Jordan, 74-Brennan,Connor, 80-Johnson,Ainslie, 84-Thieman,Dominic, 89-Davis,Andrew, 94-Oldenigo, Tio, 96-Oliver,Tyrim.

SACKS (UA-A): Iowa-TEAM 1-0. Purdue-Panfil, Evan 2-0; Robinson, Gelen 1-0.

TACKLES (UA-A): Iowa-Bower, Bo 7-3; Jewell, Josey 4-3; Taylor, Miles 3-1; Hesse, Parker 3-1; King, Desmond 3-1; Rugamba, Manny 2-1; Ekakitie, Faith 2-0; Nelson, Matt 2-0; Hockaday, Jack 2-0; Snyder, Brandon 1-1; Niemann, Ben 1-1; Jones, Amani 1-0; Mabin, Greg 1-0; Nelson, Anthony 1-0; Bazata, Nathan 1-0; Jackson, Josh 1-0; TEAM 1-0; Johnson, Jaleel 0-1; Brincks, Sam 0-1. Purdue-Bailey, Markus 7-4; Clark, Leroy 6-3; Parker, C.J. 5-4; Wilson, Eddy 5-3; Ezechukwu, Danny 4-3; Garcia, Andy 3-1; Mosley, Navon 2-2; Herman, Jimmy 1-3; Panfil, Evan 3-0; Cason, Tim 2-1; Robinson, Gelen 1-2; Hunte, Da'Wan 2-0; Blackmon, Antonio 1-1; Neal, Lorenzo 0-2; Gregory, Robert 1-0; Thieneman, Jacob 0-1.

Game Starters:**Iowa**

Pos	##	OFFENSE
WR	83	McCarron, Riley
SE	9	Smith, Jerminic
LT	52	Jones, Amani
LG	69	Render, Keegan
C	78	Daniels, James
RG	79	Welsh, Sean
RT	75	Boettger, Ike
TE	46	Kittle, George
QB	16	Beathard, C.J.
TE	86	Pekar, Peter
RB	29	Daniels, LeShun

Pos	##	DEFENSE
LE	96	Nelson, Matt
LT	67	Johnson, Jaleel
RT	99	Bazata, Nathan
RE	40	Hesse, Parker
WLB	41	Bower, Bo
MLB	43	Jewell, Josey
OLB	44	Niemann, Ben
CB	13	Mabin, Greg
SS	19	Taylor, Miles
FS	37	Snyder, Brandon
CB	14	King, Desmond

Purdue

Pos	##	OFFENSE
WR	70	Yancey, DeAngelo
WR	18	Posey, Cameron
LT	66	Cermin, Cameron
LG	72	King, Jason
C	53	Barron, Kirk
RG	70	Roos, Jordan
RT	79	McCann, Matt
TE	88	Herdman, Cole
WR	30	Marshall, Bilal
QB	11	Blough, David
RB	80	Jones, Markell

Pos	##	DEFENSE
E	95	Panfil, Evan
T	9D	Neal, Lorenzo
NG	1T	Wilson, Eddy
E	13	Robinson, Gelen
WLB	21	Bailey, Markus
MLB	29	Herman, Jimmy
BLB	36	Ezechukwu, Danny
CB	2D	Hunte, Da'Wan
SS	3D	Clark, Leroy
FS	27	Mosley, Navon
CB	24	Cason, Tim

Iowa: 1B-Ojemudia, M., 3-Scheel, Jay, 3B-Duncan, Keith, 4-Stanley, Nathan, 5-Rugamba, Manny, 5A-Nash, Ronald, 5D-Myers, Boone, 6A-Coluzzi, Ron, 9C-Kliver, Tyler, 10-Parker, J., 12-Gair, Anthony, 15-Jackson, Josh, 22-Akinribade, T., 25-Wadley, Akrum, 26-Ward, Kevin, 27-Hooker, Amani, 30-Gervase, Jake, 31-Mends, Aaron, 32-Mitchell, D., 33-Kelly, Austin, 34-Welch, Kristian, 36-Ross, Brady, 39-Wieting, Nate, 45-Kulick, Drake, 48-Hockaday, Jack, 53-Jansen, Garret, 54-Ferentz, Steve, 56-Ekakitie, Faith, 66-Paulsen, Levi, 70-LeGrand, Lucas, 73-Ward, Ryan, 76-Ferguson, D., 80-Young, Devonte, 82-Falconer, A., 87-Fant, Noah, 90-Brincks, Sam, 91-Reiff, Brady, 95-Lattimore, C., 97-McKnight, R., 98-Nelson, Anthony.

Purdue: 1W-Landers, Terrance, 2C-Blackmon, Antonio, 2X-Shuman, Brandon, 2W-Mahoungou, Anthony, 3R-Worship, Richie, 5D-Logan, Austin, 7D-Gregory, Robert, 90-Kimbrough, Malik, 10-Phillips, Gregory, 16-Hudson, Garrett, 23-Hayes, Josh, 25-Fuller, Tario, 26-Parker, C.J., 31-Schopper, Joe, 35-Cook, Wes, 37-Lankford-Johnson, B., 41-Thieneman, Jacob, 42-Garcia, Andy, 45-Larkin, Austin, 46-Johnson, Race, 50-Jones, Keiwan, 55-Mendez, Michael, 65-Makowski, Ben, 75-Neal, Jalen, 80-Burgess, Jarrett, 83-Dotson, Malcolm, 84-Trussell, Jess, 85-Dellinger, J.D., 89-Hopkins, Brycen.



Box Score (Final)
Purdue Football
Purdue vs #8 Nebraska (Oct 22, 2016 at Lincoln, Neb.)

Score by Quarters	1	2	3	4	Total
Purdue	7	7	0	0	14
Nebraska	10	0	7	10	27

Qtr Time Scoring play

1st 14:44 NEB - Armstrong Jr. 22 yd run (Brown, Drew kick), 1-22 0:08
10:20 PUR - Yancey, DeAngelo 1 yd pass from Blough, David (Dellinger, J.D. kick), 9-75 4:24
04:03 NEB - Brown, Drew 30 yd field goal, 12-52 6:17
2nd 10:52 PUR - Yancey, DeAngelo 88 yd pass from Blough, David (Dellinger, J.D. kick), 4-98 2:01
3rd 07:45 NEB - Pierson-El, D. 40 yd pass from Armstrong Jr. (Brown, Drew kick), 5-68 2:28
4th 14:05 NEB - Moore, Alonzo 24 yd run (Brown, Drew kick), 11-82 5:47
11:10 NEB - Brown, Drew 51 yd field goal, 5--5 2:01

	PUR	NEB
FIRST DOWNS	13	22
RUSHES-YARDS (NET)	22-24	37-157
PASSING YDS (NET)	309	252
Passes Att-Comp-Int	45-25-2	31-17-1
TOTAL OFFENSE PLAYS-YARDS	67-333	68-409
Fumble Returns-Yards	0-0	0-0
Punt Returns-Yards	1-4	1-0
Kickoff Returns-Yards	2-41	1-59
Interception Returns-Yards	1-23	2-1
Punts (Number-Avg)	5-44.6	5-40.0
Fumbles-Lost	0-0	0-0
Penalties-Yards	4-32	7-67
Possession Time	26:41	33:19
Third-Down Conversions	6 of 16	7 of 15
Fourth-Down Conversions	2 of 5	0 of 0
Red-Zone Scores-Chances	1-1	3-3
Sacks By: Number-Yards	1-14	3-32

RUSHING: Purdue-Jones, Markell 10-36; Worship, Richie 3-8; Lankford-Johnson, B. 1-2; Kimbrough, Malik 2-1; TEAM 1-minus 2; Blough, David 5-minus 21. Nebraska-Newby, Terrell 22-82; Armstrong Jr. 10-51; Moore, Alonzo 2-24; Wilbon, Mikale 1-1; Pierson-El, D. 1-0; TEAM 1-minus 1.

PASSING: Purdue-Blough, David 25-43-1-309; Marshall, Bilal 0-1-0-0; Jones, Markell 0-1-1-0. Nebraska-Armstrong Jr. 17-31-1-252.

RECEIVING: Purdue-Marshall, Bilal 5-84; Herdman, Cole 5-39; Yancey, DeAngelo 4-100; Jones, Markell 4-27; Posey, Cameron 3-29; Hopkins, Brycen 2-20; Phillips, Gregory 1-5; Kimbrough, Malik 1-5. Nebraska-Reilly, Brandon 4-73; Pierson-El, D. 3-69; Cotton, Sam 3-27; Morgan Jr., S. 2-43; Newby, Terrell 2-21; Moore, Alonzo 1-14; Wilbon, Mikale 1-4; Bryant, Tre 1-1.

INTERCEPTIONS: Purdue-Herman, Jimmy 1-23. Nebraska-Williams, K. 2-1.

FUMBLES: Purdue-None. Nebraska-None.

Purdue (3-4,1-3) vs. Nebraska (7-0,4-0)
Date: Oct 22, 2016 • Site: Lincoln, Neb. • Stadium: Memorial Stadium
Attendance: 90546

Kickoff time: 2:41 pm • End of Game: 6:09 pm • Total elapsed time: 3:28
Officials: Referee: Jerry McGinn; Umpire: Mike Pilarski; Linesman: Steve Matarante;
Line judge: Dan Gallagher; Back judge: Mike Brown; Field judge: Tim Maquire;
Side judge: John Hayes; Center judge: Mike Carr
Temperature: 73 • Wind: SE 13mph • Weather: Clear, Sunny 32% hum

Box Score (Final)
The Automated ScoreBook
#24 Penn State vs Purdue (Oct 29, 2016 at West Lafayette, Ind.)

Score by Quarters	1	2	3	4	Total
Penn State	7	10	24	21	62
Purdue	7	10	7	0	24

Qtr Time Scoring play

1st 11:33 PSU - Barkley, Saquon 3 yd run (Davis, Tyler kick), 8-85 3:27
06:26 PUR - Jones, Markell 1 yd run (Dellinger, J.D. kick), 10-77 5:07
2nd 14:32 PUR - Posey, Cameron 1 yd pass from Blough, David (Dellinger, J.D. kick), 13-55 5:24
12:33 PSU - Godwin, Chris 38 yd pass from McSorley, Trace (Davis, Tyler kick), 5-82 1:59
06:57 PUR - Dellinger, J.D. 42 yd field goal, 12-50 5:36
02:36 PSU - Davis, Tyler 33 yd field goal, 11-72 4:21
3rd 12:29 PSU - Godwin, Chris 1 yd pass from McSorley, Trace (Davis, Tyler kick), 4-24 1:18
08:17 PSU - Robinson, Andre 4 yd run (Davis, Tyler kick), 2-24 0:39
04:21 PSU - Davis, Tyler 29 yd field goal, 6-61 1:42
02:32 PUR - Yancey, De 62 yd pass from Blough, David (Dellinger, J.D. kick), 4-75 1:49
01:18 PSU - Sanders, Miles 21 yd pass from McSorley, Trace (Davis, Tyler kick), 3-40 1:14
4th 13:56 PSU - Barkley, Saquon 81 yd run (Davis, Tyler kick), 1-81 0:13
06:09 PSU - Allen, Mark 1 yd run (Davis, Tyler kick), 7-58 3:07
02:25 PSU - Robinson, Andre 19 yd run (Davis, Tyler kick), 4-28 2:16

	PSU	PUR
FIRST DOWNS	24	20
RUSHES-YARDS (NET)	38-257	26-46
PASSING YDS (NET)	254	295
Passes Att-Comp-Int	25-13-0	55-36-2
TOTAL OFFENSE PLAYS-YARDS	63-511	81-341
Fumble Returns-Yards	0-0	0-0
Punt Returns-Yards	0-0	2-22
Kickoff Returns-Yards	3-27	5-97
Interception Returns-Yards	2-40	0-0
Punts (Number-Avg)	3-41.3	5-46.8
Fumbles-Lost	1-0	3-2
Penalties-Yards	11-91	8-76
Possession Time	25:13	34:47
Third-Down Conversions	2 of 9	9 of 21
Fourth-Down Conversions	1 of 1	1 of 1
Red-Zone Scores-Chances	8-8	2-2
Sacks By: Number-Yards	1-6	1-10

RUSHING: Penn State-Barkley, Saquon 18-207; Stevens, Tommy 5-31; Robinson, Andre 2-23; Sanders, Miles 3-6; McSorley, Trace 5-2; Allen, Mark 1-1; TEAM 4-minus 13. Purdue-Jones, Markell 7-46; Worship, Richie 6-23; Marshall, Bilal 5-1; Kimbrough 2-0; Fuller, Tario 1-minus 2; Sindelar 2-minus 2; Blough, David 3-minus 20.

PASSING: Penn State-McSorley, Trace 12-23-0-228; Stevens, Tommy 1-2-0-26. Purdue-Blough, David 34-50-1-281; Sindelar 0-3-1-0; Marshall, Bilal 2-2-0-14.

RECEIVING: Penn State-Godwin, Chris 5-58; Barkley, Saquon 3-70; Blacknall, S. 1-42; Charles, Irvin 1-26; Gesicki, Mike 1-23; Sanders, Miles 1-21; Hamilton, D. 1-14. Purdue-Posey, Cameron 8-50; Herdman, Cole 7-33; Jones, Markell 6-59; Marshall, Bilal 4-26; Kimbrough 3-8; Yancey, De 2-66; Hopkins, Brycen 2-16; Yancey, David 1-19; Phillips 1-10; Worship, Richie 1-7; Mahoungou 1-1.

INTERCEPTIONS: Penn State-Smith, Brandon 1-22; Campbell, C. 1-18. Purdue-None.

FUMBLES: Penn State-Farmer, Koa 1-0. Purdue-Sindelar 1-0; Blough, David 1-1; Marshall, Bilal 1-1.

Penn State (6-2,5-1) vs. Purdue (3-5,1-4)
Date: Oct 29, 2016 • Site: West Lafayette, Ind. • Stadium: Ross-Ade
Attendance: 33157

Kickoff time: 12:06 pm • End of Game: 3:39 pm • Total elapsed time: 3:33
Officials: Referee: Jeff Servinski; Umpire: Ed Feaster; Linesman: Kelly Saafield;
Line judge: Paul Engelberts; Back judge: Todd Ransing; Field judge: Grady Smith;
Side judge: Don Swanson; Center judge: Patrick Holt;
Temperature: 67 F • Wind: SW 9 MPH • Weather: Partly Sunny



SACKS (UA-A): Purdue-Neal, Lorenzo 1-0. Nebraska-Maurice, Kevin 1-0; Davis, Carlos 1-0; Dzuris, Ross 1-0.

TACKLES (UA-A): Purdue-Hunte, Da'Wan 4-5; Neal, Lorenzo 5-1; Wilson, Eddy 4-2; Bailey, Markus 2-4; Robinson, Gelen 2-4; Clark, Leroy 2-3; Ezechukwu, Danny 1-4; Bentley, Ja'Whaun 3-1; Mosley, Navon 3-1; Panfil, Evan 3-1; Cason, Tim 2-0; Hayes, Josh 1-1; Dotson, Malcolm 1-0; Burgess, Jarrett 1-0; Yancey, DeAngelo 1-0; Larkin, Austin 1-0; Roos, Jordan 1-0; Parker, C.J. 1-0; Gregory, Robert 0-1. Nebraska-Banderas, Josh 5-8; Young II, D. 5-6; Gerry, Nathan 2-4; Williams, K. 2-2; Kalu, Joshua 2-2; Rose-Ivey, M. 1-3; Jones, Chris 2-1; Stoltzenberg, M. 1-2; Williams, Aaron 1-2; Dzuris, Ross 1-2; Reed, Antonio 1-1; Maurice, Kevin 1-1; Newby, Marcus 0-2; Akinmoladun, F. 0-2; Reilly, Brandon 1-0; Davis, Carlos 1-0; Joseph, Boaz 0-1; Barry, Mohamed 0-1.

Game Starters:

Purdue			Nebraska		
Pos	##	OFFENSE	Pos	##	OFFENSE
WR	70	Yancey, DeAngelo	WR	15	Pierson-El, D.
WR	18	Posey, Cameron	LT	68	Gates, Nick
LT	55	Mendez, Michael	LG	73	Hahn, Sam
LG	72	King, Jason	C	66	Utter, Dylan
C	53	Barron, Kirk	RG	63	Farmer, Tanner
RG	70	Roos, Jordan	RT	77	Knevel, David
RT	79	McCann, Matt	TE	84	Cotton, Sam
TE	88	Herdman, Cole	TE	42	Foster, Trey
WR	30	Marshall, Bilal	WR	8	Morgan Jr., S.
QB	11	Blough, David	QB	4	Armstrong Jr.
RB	80	Jones, Markell	IB	34	Newby, Terrell
Pos	##	DEFENSE	Pos	##	DEFENSE
DT	9D	Neal, Lorenzo	DE	88	Dzuris, Ross
NG	1T	Wilson, Eddy	DT	44	Stoltzenberg, M.
DE	95	Panfil, Evan	DT	55	Maurice, Kevin
DE	13	Robinson, Gelen	DE	91	Akinmoladun, F.
WLB	21	Bailey, Markus	MLB	52	Banderas, Josh
MLB	4	Bentley, Ja'Whaun	WLB	5	Young II, D.
LB	36	Ezechukwu, Danny	CB	10	Kalu, Joshua
CB	2D	Hunte, Da'Wan	S	26	Williams, K.
SS	3D	Clark, Leroy	S	24	Williams, Aaron
FS	27	Mosley, Navon	S	25	Gerry, Nathan
CB	24	Cason, Tim	CB	8A	Jones, Chris

Purdue: 2W-Mahoungou, Anthony, 2X-Shuman, Brandon, 2C-Blackmon, Antonio, 3R-Worship, Richie, 5O-Young, Domonique, 7D-Gregory, Robert, 9O-Kimbrough, Malik, 1O-Phillips, Gregory, 16-Hudson, Garrett, 22-Wegher, Jack, 23-Hayes, Josh, 26-Parker, C.J., 28-Yancey, David, 29-Herman, Jimmy, 31-Schopper, Joe, 35-Cook, Wes, 37-Lankford-Johnson, B., 41-Thieneman, Jacob, 42-Garcia, Andy, 45-Larkin, Austin, 46-Johnson, Race, 65-Makowski, Ben, 75-Neal, Jalen, 80-Burgess, Jarrett, 83-Dotson, Malcolm, 85-Dellinger, J.D., 89-Hopkins, Brycen.

Nebraska: 1B-Jackson, Lamar, 1C-Joseph, Boaz, 1A-Rose-Ivey, M., 1F-King, Sedrick, 2F-Connelly, Thomas, 2-Darlington, Z., 2A-Davis, Alex, 3-Newby, Marcus, 3A-Brown, Drew, 5C-Palinter, Robby, 7-Barry, Mohamed, 8B-Hoppes, Tyler, 9-Neal, DaiShon, 13-Domann, JoJo, 16-Reed, Antonio, 18-Bryant, Tre, 21-Wilbon, Mikale, 29-Nabity, Graham, 33-Bailey, C., 35-Lightbourn, C., 39-Nealon, Jordan, 41-McNitt, Luke, 49-Weber, Chris, 54-Ober, Jordan, 56-Simpson, Brad, 58-Whitaker, Corey, 62-Conrad, Cole, 65-Gaylord, C., 74-Barnett, Jalin, 79-Decker, Michael, 82-Moore, Alonzo, 83-Reimers, Bryan, 87-Reilly, Brandon, 89-Ketter, Connor, 94-Davis, Khalil, 96-Davis, Carlos, 97-Rath, Logan, 99-Newell, Peyton.

SACKS (UA-A): Penn State-Buchholz, Ryan 1-0. Purdue-Panfil, Evan 1-0.

TACKLES (UA-A): Penn State-Cabinda, Jason 6-3; Golden, Malik 5-3; Allen, Marcus 5-1; Bowen, Manny 5-1; Bell, Brandon 3-2; Smith, Brandon 3-1; Sickels, G. 3-0; Windsor, Robert 2-1; Farmer, Koa 2-1; Haley, Grant 2-1; Brown, Torrence 2-1; Campbell, C. 1-2; Brown, Cam 1-2; Johnson, Juwan 1-1; Schwan, Evan 1-1; Oruwarire, A. 1-0; Reid, John 1-0; Castagna, Colin 1-0; Miller, Shareef 1-0; Buchholz, Ryan 1-0; Apke, Troy 0-1; Dowrey, Derek 0-1; Monroe, Ayron 0-1. Purdue-Bailey, Markus 6-1; Bentley 6-0; Hunte, Da'Wan 3-2; Clark, Leroy 4-0; Robinson, Gelen 1-3; Hayes, Josh 2-0; Parker, C.J. 1-1; Thieneman, J. 1-1; Little, Mike 1-0; Wilson, Eddy 1-0; Dotson, Malcolm 1-0; Worship, Richie 1-0; Panfil, Evan 1-0; Yancey, David 1-0; Cason, Tim 1-0; Larkin, Austin 1-0; Mosley, Navon 1-0; Shuman, Brandon 0-1; Garcia, Andy 0-1.

Game Starters:

Penn State			Purdue		
Pos	##	OFFENSE	Pos	##	OFFENSE
WR	12	Godwin, Chris	WR	70	Yancey, De
WR	84	Johnson, Juwan	WR	18	Posey, Cameron
LT	73	Palmer, Paris	LT	55	Mendez, Michael
LG	5B	Bates, Ryan	LG	72	King, Jason
C	72	Gala, Brian	C	53	Barron, Kirk
RG	66	McGovern, C.	RG	70	Roos, Jordan
RT	70	Mahon, Brendan	RT	79	McCann, Matt
TE	88	Gesicki, Mike	TE	88	Herdman, Cole
WR	13	Blacknall, S.	WR	30	Marshall, Bilal
QB	9	McSorley, Trace	QB	11	Blough, David
RB	26	Barkley, Saquon	RB	80	Jones, Markell
Pos	##	DEFENSE	Pos	##	DEFENSE
DE	94	Schwan, Evan	E	45	Larkin, Austin
DT	52	Cothran, Curtis	T	9D	Neal, Lorenzo
DT	54	Windsor, Robert	NG	95	Panfil, Evan
DE	19	Brown, Torrence	E	13	Robinson, Gelen
WLB	43	Bowen, Manny	WLB	21	Bailey, Markus
MLB	40	Cabinda, Jason	MLB	4	Bentley
SLB	11	Bell, Brandon	NB	23	Hayes, Josh
CB	29	Reid, John	CB	2D	Hunte, Da'Wan
FS	2	Allen, Marcus	SS	3D	Clark, Leroy
SS	6	Golden, Malik	FS	27	Mosley, Navon
CB	15	Haley, Grant	CB	24	Cason, Tim

Penn State: 1C-Charles, Irvin, 1-Campbell, C., 1S-Smith, Jordan, 1G-Garrity, Gregg, 2S-Stevens, Tommy, 5-Hamilton, D., 6R-Robinson, Andre, 7-Farmer, Koa, 8-Allen, Mark, 9G-Gilikin, Blake, 9M-Miller, Jarvis, 9J-Julius, Joey, 17-Taylor, Garrett, 18-Holland, J., 21-Oruwarire, A., 23-Monroe, Ayron, 24-Sanders, Miles, 25-Walker, Von, 28-Apke, Troy, 30-Givens, Kevin, 31-Brown, Cam, 33-Cooper, Jake, 37-Gulla, Chris, 39-McPherson, J., 44-Yazujian, Tyler, 46-Castagna, Colin, 47-Smith, Brandon, 48-Miller, Shareef, 53-Dowrey, Derek, 55-Laurent, Wendy, 56-Chavis, Tyrell, 57-Gonzalez, S., 64-Simpson, Zach, 77-Wright, Chasz, 81-Bentley, Gordon, 89-Pancoast, Tom, 90-Sickels, G., 91-Monk, Ryan, 93-White, Antoine, 95-Davis, Tyler, 96-lyke, Immanuel, 97-Buchholz, Ryan.

Purdue: 1C-Little, Mike, 1T-Wilson, Eddy, 1W-Landers, 2W-Mahoungou, 2O-Sindelar, 2C-Blackmon, 2X-Shuman, Brandon, 3R-Worship, Richie, 4R-Beeler, Lane, 5D-Logan, Austin, 6T-Criddle, Alex, 7D-Gregory, Robert, 9O-Kimbrough, 10-Phillips, 14-Faison, Tim, 16-Hudson, Garrett, 19-Polk-Campbell, 22-Wegher, Jack, 25-Fuller, Tario, 26-Parker, C.J., 28-Yancey, David, 29-Herman, Jimmy, 31-Schopper, Joe, 35-Cook, Wes, 36-Ezechukwu, 37-Lankford-Johnson, 41-Thieneman, J., 42-Garcia, Andy, 43-Homan, Myles, 46-Johnson, Race, 47-Henley, Shayne, 59-Newton, 65-Makowski, Ben, 66-Cermin, Cameron, 75-Neal, Jalen, 80-Burgess, 83-Dotson, Malcolm, 85-Dellinger, J.D., 89-Hopkins, Brycen.



Purdue Game Highs

INDIVIDUAL

Rushes	24	Markell Jones, vs. Eastern Kentucky
Yards Rushing	145	Markell Jones, vs. Eastern Kentucky
TD Rushes	2	David Blough, vs. Eastern Kentucky
Long Rush	48	Brian Lankford-Johnson, vs. Eastern Kentucky
Pass Attempts	59	David Blough, vs. Iowa
Pass Completions	34	David Blough, vs. Penn State
Yards Passing	458	David Blough, vs. Iowa
TD Passes	5	David Blough, vs. Iowa
Long Pass	88	David Blough, at Nebraska
Receptions	8	Multiple Times
Yards Receiving	136	Domonique Young, vs. Cincinnati
TD Receptions	2	Twice
Long Reception	88	DeAngelo Yancey, at Nebraska
Field Goals	2	J.D. Dellinger, at Illinois
Long Field Goal	42	J.D. Dellinger, at Illinois
Punts	8	Joe Schopper, vs. Penn State
Punting Avg	46.8	Joe Schopper, vs. Penn State
Long Punt	57	Joe Schopper, vs. Eastern Kentucky
Long Punt Return	42	Malik Kimbrough, vs. Cincinnati
Long Kickoff Return	36	Malik Kimbrough, vs. Nevada
Tackles	13	Navon Mosley, at Illinois
Sacks	2.0	Evan Panfil, Twice
Tackles For Loss	4.0	Evan Panfil, vs. Nevada
Interceptions	1	Multiple Times

TEAM

Rushes	44	vs. Nevada
Yards Rushing	261	vs. Eastern Kentucky
Yards Per Rush	6.7	vs. Eastern Kentucky
TD Rushes	4	vs. Eastern Kentucky
Pass Attempts	59	vs. Iowa
Pass Completions	36	vs. Penn State
Yards Passing	458	vs. Iowa
Yards Per Pass	9.7	vs. Nevada
TD Passes	5	vs. Iowa
Total Plays	83	vs. Eastern Kentucky
Total Offense	512	vs. Eastern Kentucky
Yards Per Play	6.2	vs. Nevada
Points	45	vs. Eastern Kentucky
Sacks By	5	vs. Nevada
First Downs	29	at Maryland
Penalties	8	Twice
Penalty Yards	76	vs. Penn State
Turnovers	5	vs. Cincinnati
Interceptions By	3	vs. Eastern Kentucky
Punts	8	at Maryland





Opponent Game Highs

INDIVIDUAL

Rushes	24.....	LaShun Daniels, Iowa
Yards Rushing	207.....	Saquon Barkley, Penn State
TD Rushes.....	2.....	Multiple Times
Long Rush.....	81.....	Saquon Barkley, Penn State
Pass Attempts	32.....	Hayden Moore, Cincinnati
Pass Completions	22.....	Tyler Stewart, Nevada
Yards Passing	252.....	Tommy Armstrong, Nebraska
TD Passes.....	3.....	Twice
Long Pass.....	42.....	Twice
Receptions	9.....	Malik Turner, Illinois
Yards Receiving	129.....	Malik Turner, Illinois
TD Receptions	2.....	Three Times
Long Reception	42.....	Twice
Field Goals.....	3.....	Chase McLaughlin, Illinois
Long Field Goal.....	51.....	Drew Brown, Nebraska
Punts	7.....	Keith Wurzuszcak, Eastern Kentucky
Punting Avg	45.8.....	Alex Boy, Nevada
Long Punt.....	59.....	Alex Boy, Nevada
Long Punt Return	11.....	Desmond King, Iowa
Long Kickoff Return.....	59.....	Tre Bryant, Nebraska
Tackles.....	13.....	Twice
Sacks	2.0.....	Roman Braglio, Maryland
Tackles For Loss.....	2.5.....	Twice
Interceptions	3.....	Mike Tyson, Cincinnati

TEAM

Rushes	53.....	Iowa
Yards Rushing	400.....	Maryland
Yards Per Rush	8.7.....	Maryland
TD Rushes.....	4.....	Twice
Pass Attempts	37.....	Eastern Kentucky
Pass Completions	23.....	Nevada
Yards Passing	252.....	Nebraska
Yards Per Pass	8.1.....	Nebraska
TD Passes.....	3.....	Twice
Total Plays	84.....	Eastern Kentucky
Total Offense.....	520.....	Iowa
Yards Per Play	7.9.....	Maryland
Points	50.....	Maryland
Sacks By.....	6.....	Maryland
First Downs.....	24.....	Twice
Penalties	12.....	Illinois
Penalty Yards.....	125.....	Illinois
Turnovers	4.....	Eastern Kentucky
Interceptions By	5.....	Cincinnati



Game-By-Game Starters

Offensive Starters

Opponent	WR	WR	LT	LG	C	RG	RT	WR/TE	QB	WR	RB
Eastern Kentucky	De. Yancey	Posey	Patterson	King	Barron	Roos	McCann	Phillips (WR)	Blough	Young	Jones
Cincinnati	De. Yancey	Posey	Patterson	King	Barron	Roos	McCann	Herdman (TE)	Blough	Young	Jones
Nevada	De. Yancey	Posey	J. Neal	King	Barron	Roos	Cermin	Herdman (TE)	Blough	Young	Jones
Maryland	De. Yancey	Posey	J. Neal	King	Barron	Roos	Cermin	Herdman (TE)	Blough	Young	Jones
Illinois	De. Yancey	Posey	Cermin	King	Barron	Roos	McCann	Herdman (TE)	Blough	Young	Lankford-Johnson
Iowa	De. Yancey	Posey	Cermin	King	Barron	Roos	McCann	Herdman (TE)	Blough	Marshall	Jones
Nebraska	De. Yancey	Posey	Mendez	King	Barron	Roos	McCann	Herdman (TE)	Blough	Marshall	Jones
Penn State	De. Yancey	Posey	Mendez	King	Barron	Roos	McCann	Herdman (TE)	Blough	Marshall	Jones
Minnesota											
Northwestern											
Wisconsin											
Indiana											

Defensive Starters

Opponent	DT	NG	DE	DE	Will	Mike	Buck/NB	CB	SS	FS	CB
Eastern Kentucky	Replogle	Wilson	Panfil	Robinson	Bailey	Bentley	Roberts (NB)	Cason	Clark	Mosley	Norwood
Cincinnati	Replogle	Wilson	Panfil	Robinson	Bailey	Bentley	Roberts (NB)	Cason	Clark	Mosley	Norwood
Nevada	Replogle	Wilson	Panfil	Robinson	Bailey	Bentley	Roberts (NB)	Hunte	Parker	Mosley	Norwood
Maryland	Replogle	L. Neal	Panfil	Robinson	Bailey	Bentley	Roberts (NB)	Hunte	Parker	Mosley	Cason
Illinois	Replogle	Wilson	Panfil	Robinson	Herman	Bailey	Roberts (NB)	Hunte	Clark	Mosley	Cason
Iowa	L. Neal	Wilson	Panfil	Robinson	Herman	Bailey	Ezechukwu (LB)	Hunte	Clark	Mosley	Cason
Nebraska	L. Neal	Wilson	Panfil	Robinson	Bailey	Bentley	Ezechukwu (LB)	Hunte	Clark	Mosley	Cason
Penn State	L. Neal	Panfil	Larkin	Robinson	Bailey	Bentley	Hunte (NB)	Hayes	Clark	Mosley	Cason
Minnesota											
Northwestern											
Wisconsin											
Indiana											

Year-By-Year Career Starts

Player	OFFENSE					Total	Player	DEFENSE					Total
	13	14	15	16				13	14	15	16		
Jordan Roos	6	12	12	8		38	Jake Replogle	0	12	12	5		29
Jason King	5	12	11	8		36	Ja'Whaun Bentley	—	12	5	6		23
DeAngelo Yancey	5	8	12	8		33	Leroy Clark	2	2	12	6		22
Cameron Cermin	0	8	12	4		24	Evan Panfil	1	0	12	8		21
Cameron Posey	4	3	5	8		20	Danny Ezechukwu	—	6	12	2		20
David Blough	—	—	8	8		16	Jimmy Herman	1	8	7	2		18
Markell Jones	—	—	6	7		13	Gelen Robinson	—	0	7	8		15*
Domonique Young	—	—	7	5		12	Andy James Garcia	0	0	9	0		9
Kirk Barron	—	—	1	8		9	Robert Gregory	0	0	9	0		9
Cole Herdman	—	—	2	7		9	Markus Bailey	—	—	—	8		8*
Gregory Phillips	—	2	5	1		8	Da'Wan Hunte	—	1	1	6		8
D.J. Knox	—	0	6	0		6	Navon Mosley	—	—	—	8		8*
Matt McCann	—	—	—	6		6	Brandon Roberts	—	—	3	5		8
Martesse Patterson	—	—	3	2		5	Tim Cason	—	—	0	7		7
Bilal Marshall	1	0	0	3		4	Antoine Miles	—	0	6	0		6
Michael Mendez	—	—	—	2		2*	Eddy Wilson	—	—	0	6		6
Jalen Neal	—	—	—	2		2	Lorenzo Neal	—	—	—	4		4
Jarrett Burgess	—	—	1	0		1	Myles Norwood	—	—	0	3		3
Keyante Green	—	1	0	0		1	Garrett Hudson	—	0	2	0		2
Brian Lankford-Johnson	—	—	—	1		1	C.J. Parker	—	—	—	2		2
							Josh Hayes	—	—	—	1		1
							Austin Larkin	—	—	—	1		1
							Austin Logan	0	1	0	0		1

* denotes consecutive starts.

* denotes consecutive starts.





2016 Purdue Touchdown Breakdown

Yards	No. of TD	Length of Drive	Time of Possession	TD Drives
1-9	12	0	0:01-0:59	2
10-19	1	0	1:00-1:30	4
20-29	1	1	1:31-1:59	3
30-39	4	0	2:00-2:59	6
40-49	3	2	3:00-3:59	5
50-59	3	4	4:00-4:59	4
60-69	1	4	5:00-5:59	2
70-79	0	6	6:00-6:59	0
80-89	1	8	7:00+	0
90+	0	1	OT	0
Totals	26	26	Totals	26

Longest TD: 88-yard pass, Blough to DeAngelo Yancey at Nebraska
Shortest TD: 1 yard, multiple times
Avg. yds on TD Drives: 69.0

Shortest TD Drive Time: 0:17 vs. Eastern Kentucky
Longest TD Drive Time: 5:24 vs. Penn State
Avg. TD Drive Time: 2:48

Plays on TD Drives	TDs	Non-Offensive Touchdowns
1 Play	0	Gelen Robinson 78-yard interception return vs. Eastern Kentucky
2 Plays	1	
3 Plays	0	
4 Plays	5	
5 Plays	2	
6 Plays	4	
7 Plays	2	
8 Plays	1	
9 Plays	4	
10 Plays	3	
11+ Plays	4	

Shortest Drive by Plays: 2 vs. Eastern Kentucky
Longest Drive by Plays: 13 vs. Penn State
Avg. No. of Plays on TD Drives: 7.4

2016 Purdue Redzone Numbers

Opponent	No.	Pct.	TD	Rush/Pass	FG	Missed FG	Int.	Fumbles	Downs	Half
Eastern Kentucky	4-5	80%	3	3/0	1	0	0	0	1	0
Cincinnati	2-4	50%	2	1/1	0	1	1	0	0	0
Nevada	2-4	50%	1	1/0	1	0	1	1	0	0
Maryland	1-4	25%	1	0/1	0	1	0	0	2	0
Illinois	4-4	100%	2	2/0	2	0	0	0	0	0
Iowa	1-1	100%	1	0/1	0	0	0	0	0	0
Nebraska	1-1	100%	1	0/1	0	0	0	0	0	0
Penn State	2-2	100%	2	1/1	0	0	0	0	0	0
Minnesota										
Northwestern										
Wisconsin										
Indiana										
Season Totals	17-25	68%	13	8/5	4	2	2	1	3	0

2016 Opponent Redzone Numbers

Opponent	No.	Pct.	TD	Rush/Pass	FG	Missed FG	Int.	Fumbles	Downs	Half
Eastern Kentucky	4-5	80%	3	1/2	1	0	1	0	0	0
Cincinnati	4-4	100%	3	1/2	1	0	0	0	0	0
Nevada	2-4	50%	2	0/2	0	1	0	0	0	1
Maryland	5-5	100%	5	2/3	0	0	0	0	0	0
Illinois	4-5	80%	2	2/0	2	0	0	1	0	0
Iowa	4-4	100%	4	3/1	0	0	0	0	0	0
Nebraska	3-3	100%	1	1/0	2	0	0	0	0	0
Penn State	8-8	100%	6	4/2	2	0	0	0	0	0
Minnesota										
Northwestern										
Wisconsin										
Indiana										
Season Totals	34-38	90%	26	14/12	8	1	1	1	0	1





2016 Purdue Drive Charts

Opponent	Drives	TD	FG	Missed FG	Punts	Fumbles	Int	Downs	Half	Avg. Start
Eastern Kentucky	15	5	1	1	5	0	1	1	1	Own 36
Cincinnati	12	3	0	1	3	0	5	0	0	Own 25
Nevada	9	3	1	0	1	3	1	0	0	Own 26
Maryland	15	1	0	1	8	0	1	3	1	Own 37
Illinois	13	4	2	0	4	0	2	1	0	Own 26
Iowa	14	5	0	0	5	0	1	3	0	Own 19
Nebraska	13	2	0	0	5	0	2	3	1	Own 22
Penn State	14	3	1	1	5	2	2	0	0	Own 27
Minnesota										
Northwestern										
Wisconsin										
Indiana										
Season Totals	105	26	5	4	36	5	15	11	3	

Scoring on change of possession: Gelen Robinson 78-yard interception return

2016 Opponent Drive Charts

Opponent	Drives	TD	FG	Missed FG	Punts	Fumbles	Int	Downs	Half	Avg. Start
Eastern Kentucky	15	3	1	0	7	1	3	0	0	Own 23
Cincinnati	13	5	1	0	5	0	0	0	2	Own 26
Nevada	10	2	0	1	5	0	0	0	2	Own 35
Maryland	15	7	0	0	5	1	1	0	1	Own 26
Illinois	14	3	3	1	5	1	0	0	1	Own 27
Iowa	14	6	0	0	6	0	0	0	2	Own 37
Nebraska	13	3	2	1	5	0	1	0	1	Own 39
Penn State	15	8	2	0	3	0	0	0	2	Own 37
Minnesota										
Northwestern										
Wisconsin										
Indiana										
Season Totals	109	37	9	3	41	3	5	0	11	

Scoring on change of possession: Desmond King (Iowa) 41-yard interception return

2016 Scoring Drives

Game	Obtained	Scoring Play	Plays	Yards	TOP	Score	Quarter	Time
Eastern Kentucky	Kickoff	Jones 3-yd rush	6	64	1:56	7-0	1st	13:04
	Interception	Blough 1-yd rush	4	23	1:38	14-0	1st	10:13
	Punt	De. Yancey 35-yd reception	4	50	1:20	28-8	2nd	10:04
	Punt	Blough 1-yd rush	10	61	3:41	35-18	4th	12:48
	Punt	Dellinger 30-yd field goal	13	66	6:24	38-18	4th	4:56
	Interception	Lankford-Johnson 48-rd rush	2	54	0:17	45-18	4th	4:23
Cincinnati	Kickoff	Young 19-yd reception	9	82	3:28	7-14	2nd	10:30
	Kickoff	Worship 4-yd rush	11	65	3:22	13-31	4th	10:48
	Punt	De. Yancey 36-yd reception	4	80	1:11	20-31	4th	7:21
Nevada	Kickoff	Dellinger 36-yd field goal	15	58	6:50	3-7	2nd	13:10
	Punt	Marshall 48-yd reception	7	80	1:42	10-14	2nd	1:20
	Punt	Jones 5-yd rush	12	49	4:17	17-14	3rd	8:03
	Missed FG	Hopkins 51-yd reception	6	80	2:59	24-14	4th	1:17
Maryland	Punt	Herdman 4-yd reception	12	55	4:33	7-36	4th	13:30
Illinois	Punt	Blough 9-yd rush	9	49	3:45	7-3	1st	2:02
	Kickoff	Lankford-Johnson 32-yd rush	10	81	4:57	14-6	2nd	5:11
	Kickoff	Kimbrough 45-yd reception	6	75	2:04	21-16	2nd	3:07
	Kickoff	Dellinger 37-yd field goal	7	41	2:42	24-23	3rd	0:38
	Kickoff	Worship 8-yd rush	6	69	2:39	31-31	4th	9:55
	Overtime	Dellinger 28-yd field goal	5	14	OT	34-31	OT	OT
Iowa	Kickoff	Hopkins 25-yd reception	5	74	2:19	7-28	2nd	1:29
	Punt	Herdman 53-yd reception	7	89	2:47	14-35	3rd	8:06
	Punt	Marshall 7-yd reception	9	80	3:00	21-42	4th	8:40
	Punt	De. Yancey 54-yd reception	5	80	0:46	28-42	4th	5:36
	Kickoff	Hopkins 37-yd reception	8	75	1:27	35-49	4th	0:17





2016 Scoring Drives

Game	Obtained	Scoring Play	Plays	Yards	TOP	Score	Quarter	Time
Nebraska	Kickoff	De. Yancey 1-yd reception	9	75	4:24	7-7	1st	10:20
	Punt	De. Yancey 88-yd reception	4	98	2:01	14-10	2nd	10:52
Penn State	Kickoff	Jones 1-yd rush	10	77	5:07	7-7	1st	6:26
	Punt	Posey 1-yd reception	13	55	5:24	14-7	2nd	14:32
	Kickoff	De. Yancey 62-yd reception	4	75	1:49	24-34	3rd	2:32

Minnesota
Northwestern
Wisconsin
Indiana



Moving The Chains

Third Down Conversions

Purdue	3&1	3&2	3&3	3&4	3&5	3&6	3&7	3&8	3&9	3&10	3&11+	Totals
Conv-Att	18-22	5-10	7-11	5-9	4-15	3-8	3-7	3-7	5-13	7-15	4-20	64-137
Pct.	82%	50%	64%	56%	27%	38%	43%	43%	38%	47%	20%	47%

Purdue's Longest Third Down Conversion: 15 yards vs. Cincinnati

Opponents	3&1	3&2	3&3	3&4	3&5	3&6	3&7	3&8	3&9	3&10	3&11+	Totals
Conv-Att	5-7	10-15	6-15	8-11	6-11	5-9	4-7	5-9	1-7	3-9	5-20	58-119
Pct.	71%	67%	40%	73%	55%	56%	57%	56%	14%	33%	25%	49%

Opponent's Longest Third Down Conversion: Nebraska, 16 yards

Fourth Down Conversions

Purdue	4&1	4&2	4&3	4&4	4&5	4&6	4&7	4&8	4&9	4&10	4&11+	Totals
Conv-Att	9-9	2-3	1-1	1-1	0-1	0-0	0-0	0-2	0-1	1-1	0-4	11-23
Pct.	67%	67%	100%	100%	0%	0%	0%	0%	0%	100%	0%	45%

Purdue's Longest Fourth Down Conversion: 10 yards vs. Iowa

Opponents	4&1	4&2	4&3	4&4	4&5	4&6	4&7	4&8	4&9	4&10	4&11+	Totals
Conv-Att	4-4	1-1	0-0	0-0	0-0	0-0	0-0	1-1	0-0	0-0	0-0	6-6
Pct.	100%	100%	0%	0%	0%	0%	0%	100%	0%	0%	0%	100%

Opponent's Longest Fourth Down Conversion: Cincinnati, 8 yards

2016 First Downs

Rushing

Markell Jones	23
David Blough	10
Richie Worship	9
Brian Lankford-Johnson	7
Tario Fuller	3
Bilal Marshall	1
Elijah Sindelar	1
David Yancey	1
Total	55

Receiving

DeAngelo Yancey	20
Domonique Young	17
Cameron Posey	13
Cole Herdman	12
Bilal Marshall	10
Markell Jones	8
Brycen Hopkins	7
Gregory Phillips	6
Tario Fuller	3
Brian Lankford-Johnson	3
David Yancey	3
Richie Worship	2
Malik Kimbrough	1
Total	105

Total First Downs

Markell Jones	31
DeAngelo Yancey	20
Domonique Young	17
Cameron Posey	13
Cole Herdman	12
Bilal Marshall	11
Richie Worship	11
David Blough	10
Brian Lankford-Johnson	10
Brycen Hopkins	7
Tario Fuller	6
Gregory Phillips	6
David Yancey	4
Malik Kimbrough	1
Elijah Sindelar	1
Penalty	17
Total	177

First-And-Goal

	Purdue	Opponent
Possessions	12	17
Total Scores	9	17
Touchdowns	9	15
Rushing	5	10
Passing	4	5
Field Goals	0	2
Missed Field Goals	0	0
Interception	1	0
Fumbles	1	0
Downs	1	0
Clock	0	0
Scoring Pct.	75%	100%
Touchdown Pct.	75%	88%

Turnover Table (-12)

Takeaways	Takeaways			Result		
Opponent	Fum.	Int.	Total	TD	FG	Pts.
Eastern Kentucky	1	3	4	3	0	21
Cincinnati	0	0	0	0	0	0
Nevada	0	0	0	0	0	0
Maryland	1	1	2	0	0	0
Illinois	1	0	1	0	1	3
Iowa	0	0	0	0	0	0
Nebraska	0	1	1	0	0	0
Penn State	0	0	0	0	0	0
Minnesota						
Northwestern						
Wisconsin						
Indiana						
Totals	3	5	8	3	1	24

Giveaways	Giveaways			Result		
Opponent	Fum.	Int.	Total	TD	FG	Pts.
Eastern Kentucky	0	1	1	1	0	7
Cincinnati	0	5	5	3	0	21
Nevada	3	1	4	2	0	14
Maryland	0	1	1	0	0	0
Illinois	0	2	2	0	0	0
Iowa	0	1	1	1	0	7
Nebraska	0	2	2	1	0	7
Penn State	2	2	4	4	0	28
Minnesota						
Northwestern						
Wisconsin						
Indiana						
Totals	5	15	20	12	0	84





2016 Long Plays (20+ Yards)

Rushing (8)

Brian Lankford-Johnson	48*	vs. Eastern Kentucky
Brian Lankford-Johnson	32*	at Illinois
Richie Worship	24	at Illinois
Markell Jones	23	vs. Eastern Kentucky
Markell Jones	23	vs. Penn State
Markell Jones	22	vs. Eastern Kentucky
David Blough	20	vs. Cincinnati
Markell Jones	20	vs. Nevada

Passing (25)

David Blough to DeAngelo Yancey	88*	at Nebraska
David Blough to DeAngelo Yancey	62*	vs. Penn State
David Blough to Cole Herdman	54*	vs. Iowa
David Blough to Cole Herdman	53*	vs. Iowa
David Blough to Brycen Hopkins	51*	vs. Nevada
David Blough to Bilal Marshall	48*	vs. Nevada
David Blough to Malik Kimbrough	45*	at Illinois
David Blough to Bilal Marshall	44	at Nebraska
David Blough to DeAngelo Yancey	38	vs. Iowa
David Blough to Brycen Hopkins	37*	vs. Iowa
David Blough to DeAngelo Yancey	36*	vs. Cincinnati
David Blough to Domonique Young	36	vs. Cincinnati
David Blough to DeAngelo Yancey	35*	vs. Eastern Kentucky
David Blough to Bilal Marshall	33	vs. Iowa
David Blough to DeAngelo Yancey	32	vs. Cincinnati
David Blough to Markell Jones	31	vs. Penn State
David Blough to Tario Fuller	27	vs. Eastern Kentucky
David Blough to Cole Herdman	26	vs. Cincinnati
Elijah Sindelar to Gregory Phillips	26	at Maryland
David Blough to Domonique Young	26	at Illinois
David Blough to Brian Lankford-Johnson	26	vs. Iowa
David Blough to Brycen Hopkins	25*	vs. Iowa
David Blough to Domonique Young	23	vs. Cincinnati
David Blough to Domonique Young	23	at Maryland
David Blough to Cole Herdman	23	at Nebraska
David Blough to Cole Hardman	22	vs. Eastern Kentucky
David Blough to Bilal Marshall	21	vs. Iowa
David Blough to David Yancey	20	vs. Cincinnati
David Blough to Domonique Young	20	vs. Cincinnati
David Blough to DeAngelo Yancey	20	vs. Nevada
David Blough to Cole Herdman	20	vs. Nevada

Returns (12)

Gelen Robinson	78* (INT)	vs. Eastern Kentucky
Brian Lankford-Johnson	45 (KOR)	vs. Nevada
Malik Kimbrough	42 (PR)	vs. Nevada
Malik Kimbrough	36 (KOR)	vs. Eastern Kentucky
Malik Kimbrough	33 (KOR)	vs. Eastern Kentucky
Brian Lankford-Johnson	29 (KOR)	vs. Penn State
Jimmy Herman	23 (INT)	at Nebraska
Brian Lankford-Johnson	22 (KOR)	at Nebraska
Bilal Marshall	22 (PR)	vs. Penn State
Malik Kimbrough	21 (KOR)	at Illinois
Brian Lankford-Johnson	21 (KOR)	at Illinois
Malik Kimbrough	20 (KOR)	vs. Nevada

* Denotes scoring play





The Last Time Purdue ...

Had 300 or more yards
Had 400 or more yards
Had 50 or more attempts
Had four or more TDs
Had two players with 100 yards in a game

RUSHING

at Illinois, Oct. 4, 2014 (349)
at Northwestern, Oct. 26, 2002 (407)
vs. Western Michigan, Dec. 27, 2011 (56)
vs. Eastern Kentucky, Sept. 3, 2016 (4)
vs. Indiana, Nov. 23, 2002
(Brandon Jones, 131 and Joey Harris, 102)

PASSING

Had 400 or more yards
Had 500 or more yards
Had 45 or more attempts
Had 30 or more completions
Had four or more TDs
Threw three interceptions
Threw four or more interceptions

vs. Iowa, Oct. 15, 2016 (458)
vs. Central Michigan, Dec. 26, 2007 (546)
vs. Penn State, Oct. 29, 2016 (55)
vs. Penn State, Oct. 29, 2016 (36)
vs. Iowa, Oct. 15, 2016 (5)
vs. Cincinnati, Sept. 10, 2016 (5)
vs. Cincinnati, Sept. 10, 2016 (5)

RECEIVING

Had two players with 100 yards in a game
Had three or more players with 100 yards in a game

vs. Cincinnati, Sept. 10, 2016
(Damonique Young, 136 and DeAngelo Yancey, 113)
vs. Central Michigan, Dec. 26, 2007
(Dustin Keller, 150; Greg Orton, 136 and Jake Standeford, 112)

COMBINATION OFFENSE

Had a 200-yard passer and 100-yard rusher in a game
Had a 100-yard receiver and a 100-yard rusher in a game

at Illinois, Oct. 8, 2016
(David Blough, 220 yards passing and Brian Lankford-Johnson, 127 yards rushing)
vs. Toledo, Sept. 5, 2009
(Keith Smith, 117 receiving and Ralph Bolden, 234 rushing)

TOTAL OFFENSE

Had 500 or more yards of total offense
Had 600 or more yards of total offense
Had 75 or more total plays of offense
Had 85 or more total plays of offense

vs. Iowa, Oct. 15, 2016 (505)
vs. Southeast Missouri, Sept. 17, 2011 (627)
vs. Penn State, Oct. 29, 2016 (81)
vs. Indiana, Nov. 28, 2015 (94)

SCORING

Scored 40 or more points
Scored 50 or more points
Scored 60 or more points
Allowed 30 or more points
Allowed 40 or more points
Allowed 50 or more points
Was held scoreless
Held opponent scoreless

vs. Eastern Kentucky, Sept. 3, 2016 (45)
vs. Nebraska, Oct. 31, 2015 (55)
at Indiana, Nov. 22, 2008 (62)
vs. Penn State, Oct. 29, 2016 (62)
vs. Penn State, Oct. 29, 2016 (62)
vs. Penn State, Oct. 29, 2016 (62)
vs. Ohio State, Nov. 2, 2013 (56-0)
vs. Southeast Missouri, Sept. 17, 2011 (59-0)

GIVEAWAYS / TAKEAWAYS

Did not commit a turnover
Committed five or more turnovers
Recorded five or more takeaways
Intercepted four or more passes
Returned an interception for a TD
Returned a fumble for a TD

vs. Nebraska, Oct. 31, 2015
vs. Cincinnati, Sept. 10, 2016 (5)
vs. Nebraska, Oct. 31, 2015 (5)
vs. Nebraska, Oct. 31, 2015 (4)
vs. Eastern Kentucky, Sept. 3, 2016 (Gelen Robinson, 78 yards)
vs. Virginia Tech, Sept. 19, 2015 (Danny Ezechukwu, 90 yards)

DEFENSE

Held opponent to 50 or fewer rushing yards
Held opponent to 100 or fewer passing yards
Held opponent to 200 or fewer yards of total offense
Scored a safety
Recorded five or more sacks

vs. Indiana State, Sept. 7, 2013 (39)
vs. Minnesota, Oct. 10, 2015 (82)
vs. Eastern Kentucky, Sept. 1, 2012 (190)
vs. Illinois, Nov. 23, 2013
vs. Nevada, Sept. 24, 2016 (5)

SPECIAL TEAMS

Returned a punt for a touchdown
Returned a blocked punt for a touchdown
Returned a kickoff for a touchdown
Blocked a punt
Blocked a field goal
Blocked a PAT kick
Had a field goal blocked
Missed a kicking PAT
Scored a 2-point conversion
Did not punt
Had a punt blocked
Recovered an onside kick

vs. Northern Illinois, Sept. 19, 2009 (Aaron Valentin, 62 yards)
vs. Northern Colorado, Sept. 6, 2008 (Mike Conway, 11 yards)
at Penn State, Nov. 16, 2013 (Raheem Mostert, 100 yards)
vs. Indiana State, Sept. 7, 2013 (Frankie Williams)
at Wisconsin, Oct. 17, 2015 (Anthony Brown)
at Iowa, Nov. 21, 2015 (Jake Replogle)
at Ohio State, Oct. 20, 2012 (Paul Griggs)
vs. Minnesota, Oct. 10, 2015 (Paul Griggs)
vs. Indiana, Nov. 28, 2015 (Appleby pass to Anthrop)
vs. Nevada, Sept. 24, 2016
vs. Virginia Tech, Sept. 19, 2015
vs. Eastern Kentucky, Sept. 3, 2016

MISCELLANEOUS

Had 30 or more first downs
Had 35 minutes or more of possession time
Was involved in an overtime game

vs. Indiana, Nov. 28, 2015 (30)
vs. Marshall, Sept. 29, 2012 (35:07)
at Illinois, Oct. 8, 2016 (W, 34-31) [5-8 all-time in overtime games]





The Last Time A Boilermaker ...

Rushed for 100 yards or more
 Rushed for 150 yards or more
 Rushed for 200 yards or more
 Rushed for 250 yards or more
 Quarterback rushed for 100 or more yards
 Rushed 20 or more times
 Rushed 30 or more times
 Rushed for three TDs
 Rushed for four or more TDs
 Had a run of 50 yards or more
 Had a run of 60 yards or more
 Had a run of 70 yards or more
 Had a run of 80 yards or more

Passed for 300 or more yards
 Passed for 400 or more yards
 Passed for 500 or more yards
 Attempted 40 or more passes
 Attempted 50 or more passes
 Completed 20 or more passes
 Completed 30 or more passes
 Threw four TDs
 Threw five or more TDs
 Completed a pass of 50 yards or more
 Completed a pass of 60 yards or more
 Completed a pass of 70 yards or more
 Completed a pass of 80 yards or more
 Threw three or more interceptions

Caught seven or more passes
 Caught 10 or more passes
 Caught 15 or more passes
 Had 100 or more yards receiving
 Had 150 or more yards receiving
 Had 200 or more yards receiving
 Caught two TDs
 Caught three or more TDs
 Caught a pass of 50 yards or more
 Caught a pass of 60 yards or more
 Caught a pass of 70 yards or more
 Caught a pass of 80 yards or more

Had 400 or more yards total offense
 Had 500 or more yards total offense
 Had 100 yards both passing and rushing

Had 150 or more all-purpose yards
 Had 200 or more all-purpose yards
 Had 250 or more all-purpose yards

Accounted for five or more touchdowns
 Accounted for six or more touchdowns

Intercepted two or more passes
 Intercepted three or more passes
 Intercepted four or more passes
 Recovered two or more fumbles
 Recorded 10 or more tackles
 Recorded 15 or more tackles
 Had two or more sacks

Scored 10 or more points kicking
 Kicked four field goals
 Kicked five or more field goals
 Kicked a field goal of 50 or more yards
 Had a punt 60 or more yards
 Had a punt 70 or more yards
 Punted 10 or more times
 Totaled 100 or more punt return yards
 Totaled 100 or more kickoff return yards

RUSHING

Brian Lankford-Johnson at Illinois, Oct. 8, 2016 (127)
 Markell Jones at Michigan State, Oct. 3, 2015 (157)
 Ralph Bolden vs. Toledo, Sept. 5, 2009 (234)
 Mike Alstott at Indiana, Nov. 24, 1995 (265)
 Rob Henry at Northwestern, Oct. 9, 2010 (132)
 Markell Jones vs. Nevada, Sept. 24, 2016 (24)
 Akeem Hunt at Illinois, Oct. 4, 2014 (30)
 Akeem Hunt vs. Michigan State, Oct. 11, 2014 (3)
 Kory Sheets vs. Miami [Ohio], Sept. 9, 2006 (4)
 David Blough vs. Nebraska, Oct. 31, 2015 (56)
 Markell Jones at Michigan State, Oct. 3, 2015 (68)
 Akeem Hunt at Indiana, Nov. 29, 2014 (82)
 Akeem Hunt at Indiana, Nov. 29, 2014 (82)

PASSING

David Blough at Nebraska, Oct. 22, 2016 (309)
 David Blough vs. Iowa, Oct. 15, 2016 (458)
 Curtis Painter vs. Central Michigan, Dec. 26, 2007 (546)
 David Blough vs. Penn State, Oct. 29, 2016 (50)
 David Blough vs. Penn State, Oct. 29, 2016 (50)
 David Blough vs. Penn State, Oct. 29, 2016 (34)
 David Blough vs. Penn State, Oct. 29, 2016 (34)
 David Blough vs. Iowa, Oct. 15, 2016 (5)
 David Blough vs. Iowa, Oct. 15, 2016 (5)
 David Blough vs. Penn State, Oct. 29, 2016 (62)
 David Blough vs. Penn State, Oct. 29, 2016 (62)
 David Blough at Nebraska, Oct. 22, 2016 (88)
 David Blough at Nebraska, Oct. 22, 2016 (88)
 David Blough vs. Cincinnati, Sept. 10, 2016 (5)

RECEIVING

Cameron Posey vs. Penn State, Oct. 29, 2016 (8)
 Danny Anthrop vs. Nebraska, Oct. 31, 2015 (10)
 Keith Smith vs. Michigan State, Nov. 14, 2009 (15)
 DeAngelo Yancey, at Nebraska, Oct. 22, 2016 (100)
 Danny Anthrop at Indiana, Nov. 30, 2013 (151)
 Selwyn Lymon at Notre Dame, Sept. 30, 2006 (238)
 DeAngelo Yancey, at Nebraska, Oct. 22, 2016 (2)
 Gary Bush vs. Marshall, Sept. 29, 2012 (3)
 DeAngelo Yancey vs. Penn State, Oct. 29, 2016 (62)
 DeAngelo Yancey vs. Penn State, Oct. 29, 2016 (62)
 DeAngelo Yancey at Nebraska, Oct. 22, 2016 (88)
 DeAngelo Yancey at Nebraska, Oct. 22, 2016 (88)

TOTAL OFFENSE

David Blough vs. Iowa, Oct. 15, 2016 (452)
 Curtis Painter vs. Central Michigan, Dec. 26, 2007 (540)
 Brandon Kirsch at Michigan State, November 16, 2002
 (208 passing, 125 rushing)

ALL-PURPOSE

Brian Lankford-Johnson at Illinois, Oct. 8, 2016 (182)
 Raheem Mostert at Minnesota, Oct. 18, 2014 (270)
 Raheem Mostert at Minnesota, Oct. 18, 2014 (270)

SCORING

David Blough vs. Iowa, Oct. 15, 2016 (5 passing)
 Curtis Painter vs. Eastern Illinois, Sept. 8, 2007 (6 passing)

DEFENSE

Anthony Brown vs. Nebraska, Oct. 31, 2015 (3)
 Anthony Brown vs. Nebraska, Oct. 31, 2015 (3)
 Paul Beery at Wisconsin, Oct. 9, 1976 (4)
 Ryan Russell vs. Minnesota, Oct. 8, 2011 (2)
 Navon Mosley at Illinois, Oct. 8, 2016 (13)
 Anthony Spencer at Notre Dame, Sept. 30, 2006 (15)
 Evan Panfil vs. Iowa, Oct. 15, 2016 (2.0)

SPECIAL TEAMS

J.D. Dellinger at Illinois, Oct. 8, 2016 (10)
 Carson Wiggs at Indiana, Nov. 26, 2011 (4)
 Rick Anderson vs. Michigan State, Oct. 25, 1980 (5)
 Paul Griggs vs. Western Michigan, Aug. 30, 2014 (51)
 Joe Schopper vs. Indiana, Nov. 28, 2015 (65)
 Cody Webster vs. Ohio State, Nov. 2, 2013 (73)
 Jared Armstrong vs. Ohio State, Oct. 6, 2007 (12)
 Anthony Chambers vs. Penn State, Oct. 11, 2003 (149)
 Frankie Williams vs. Indiana, Nov. 28, 2015 (128)





The Last Time An Opponent ...

Had 300 or more yards
Had 50 or more attempts
Had four or more TDs
Had two or more players with 100 yards

RUSHING

Iowa, Oct. 15, 2016 (365)
Iowa, Oct. 15, 2016 (53)
Penn State, Oct. 29, 2016 (5)
Iowa, Oct. 15, 2016 (Akrum Wadley 15-176 and LaShun Daniels 23-150)

PASSING

Had 300 or more yards
Had 400 or more yards
Had 50 or more attempts
Had 60 or more attempts
Had 30 or more completions
Threw three or more TDs

Indiana, Nov. 28, 2015 (350)
Nebraska, Oct. 31, 2015 (407)
Bowling Green, Sept. 26, 2015 (59)
Marshall, Sept. 29, 2012 (68)
Wisconsin, Oct. 17, 2015 (30)
Penn State, Oct. 29, 2016 (3)

RECEIVING

Had two or more players with 100 yards in a game

Toledo, Sept. 5, 2009
(Stephen Williams, 185, and Eric Page, 128)

TOTAL OFFENSE

Had 500 or more yards total offense
Had 600 or more yards total offense
Had 80 or more plays

Penn State, Oct. 29, 2016 (511)
Indiana, Nov. 28, 2015 (659)
Eastern Kentucky, Sept. 3, 2016 (84)

SCORING

Scored 40 or more points
Scored 50 or more points

Penn State, Oct. 29, 2016 (62)
Penn State, Oct. 29, 2016 (62)

TAKEAWAYS

Returned an interception for a TD
Returned a fumble for a TD

Iowa, Oct. 15, 2016 (Desmond King 41 yards)
Virginia Tech, Sept. 19, 2015 (Chuck Clark 20 yards)

DEFENSE

Scored a safety
Held Purdue to 50 or fewer rushing yards
Held Purdue to 200 or fewer passing yards
Held Purdue to 300 or fewer yards total offense

Nebraska, Oct. 12, 2013
Penn State, Oct. 29, 2016 (46)
Maryland, Oct. 1, 2016 (195)
Maryland, Oct. 1, 2016 (205)

SPECIAL TEAMS

Returned a punt for a TD
Returned a blocked punt for a TD
Returned a kickoff for a TD
Punted 10 or more times
Missed a kicking PAT
Scored a 2-point conversion

Michigan, Nov. 1, 2008 (Martavious Odoms, 73 yards)
Virginia Tech, Sept. 19, 2015 (Anthony Shegog 15 yards)
Northern Illinois, Sept. 28, 2013 (Tommylee Lewis, 99 yards)
Northwestern, Oct. 30, 2004 (11)
Iowa, Nov. 21, 2015
Illinois, Oct. 8, 2016

MISCELLANEOUS

Had 30 or more first downs
Had 35 minutes or more of possession time

Indiana, Nov. 28, 2015 (31)
Iowa, Oct. 15, 2016 (36:06)

COMBINED OFFENSE

Had 100-yard rusher and 100-yard receiver


Illinois, Oct. 8, 2016 (Chayce Crouch 137 rush and Malik Turner 129 receiving)

INDIVIDUALS

Had a 100-yard rusher
Had a 300-yard passer
Had a 100-yard receiver
Had 15 or more tackles

Saquon Barkley, Penn State, Oct. 29, 2016 (207)
Nate Sudfeld, Indiana, Nov. 28, 2015 (350)
Malik Turner, Illinois, Oct. 8, 2016 (129)
Tiquan Lang, Marshall, Sept. 6, 2015 (17)





#3
Bilal Marshall
5th-Year
Wide Receiver



#5
Domonique Young
Senior
Wide Receiver



#7
DeAngelo Yancey
Senior
Wide Receiver

2016 GAME-BY-GAME RECEIVING STATS

Opponent	Rec.	Yds	Avg	TD	Long
Eastern Kentucky	2	16	8.0	0	10
Cincinnati	2	17	8.5	0	12
Nevada	5	82	16.4	1	48
at Maryland	1	2	2.0	0	2
at Illinois	0	0	0.0	0	0
Iowa	4	65	16.3	1	33
at Nebraska	5	84	16.8	0	44
Penn State	4	26	6.5	0	10
at Minnesota					
Northwestern					
Wisconsin					
at Indiana					
Totals	23	292	12.7	2	48

2016 GAME-BY-GAME RECEIVING STATS

Opponent	Rec.	Yds	Avg	TD	Long
Eastern Kentucky	8	74	9.3	0	19
Cincinnati	8	136	15.1	1	36
Nevada	3	22	7.3	0	8
at Maryland	4	47	11.8	0	23
at Illinois	6	59	9.8	0	26
Iowa	DNP - Injured				
at Nebraska	DNP - Injured				
Penn State	DNP - Injured				
at Minnesota					
Northwestern					
Wisconsin					
at Indiana					
Totals	29	338	11.7	1	36

2016 GAME-BY-GAME RECEIVING STATS

Opponent	Rec.	Yds	Avg	TD	Long
Eastern Kentucky	1	35	35.0	1	35
Cincinnati	7	113	16.1	1	36
Nevada	7	78	11.1	0	20
at Maryland	4	40	10.0	0	12
at Illinois	3	33	11.0	0	18
Iowa	2	92	46.0	1	54
at Nebraska	4	100	25.0	2	88
Penn State	2	66	33.0	1	62
at Minnesota					
Northwestern					
Wisconsin					
at Indiana					
Totals	30	557	18.6	6	88

Career Receiving Totals					
Year	Rec	Yds	Avg/C	TD	Long
2015	7	72	10.3	0	14
2016	23	292	12.7	2	48
Totals	30	364	12.1	2	48

Career Receiving Totals					
Year	Rec	Yds	Avg/C	TD	Long
2015	21	276	13.1	1	68
2016	29	338	11.7	1	36
Totals	50	614	12.3	2	68

Career Receiving Totals					
Year	Rec	Yds	Avg/C	TD	Long
2013	32	546	17.1	2	55
2014	12	147	12.2	3	29
2015	48	700	14.6	5	83
2016	30	557	18.6	6	88
Totals	122	1,950	16.0	16	88

Career Highs					
Receptions.....	5				Twice
Receiving Yards.....	84			at Nebraska, 2016	
Long Reception.....	48			vs. Nevada, 2016	
TD Receptions.....	1				Twice

Career Highs					
Receptions.....	8				Twice
Receiving Yards.....	136			vs. Cincinnati, 2016	
Long Reception.....	68			at Northwestern, 2015	
TD Receptions.....	1				Twice

Career Highs					
Receptions.....	11			at Indiana, 2013	
Receiving Yards.....	125			at Indiana, 2013	
Long Reception.....	88			vs. Nebraska, 2016	
TD Receptions.....	2				Twice





#8
Markell
Jones
Sophomore
Running Back



#10
Gregory
Phillips
Junior
Wide Receiver



#11
David
Blough
Sophomore
Quarterback

2016 GAME-BY-GAME RUSHING STATS

Opponent	Att	Yds	Avg	TD	Long
Eastern Kentucky	24	145	6.0	1	23
Cincinnati	15	47	3.1	0	20
Nevada	22	124	5.6	1	20
at Maryland	12	23	1.9	0	7
at Illinois	DNP - Injured				
Iowa	9	33	3.7	0	7
at Nebraska	10	36	3.6	0	8
Penn State	7	46	6.6	1	23
at Minnesota					
Northwestern					
Wisconsin					
at Indiana					
Totals	99	454	4.6	3	23

2016 GAME-BY-GAME RECEIVING STATS

Opponent	Rec.	Yds	Avg	TD	Long
Eastern Kentucky	0	0	0.0	0	0
Cincinnati	3	37	12.3	0	15
Nevada	0	0	0.0	0	0
at Maryland	3	43	14.3	0	26
at Illinois	0	0	0.0	0	0
Iowa	1	14	14.0	0	14
at Nebraska	1	5	5.0	0	5
Penn State	1	10	10.0	0	10
at Minnesota					
Northwestern					
Wisconsin					
at Indiana					
Totals	9	109	12.1	0	26

2016 GAME-BY-GAME RECEIVING STATS

Opponent	Cmp-Att-Int	Pct.	Yds	TD	Long
Eastern Kentucky	25-43-1	58.1	245	1	35
Cincinnati	32-57-5	56.1	401	2	36
Nevada	21-30-1	70.0	300	2	51
at Maryland	18-41-0	43.9	132	1	23
at Illinois	22-35-2	62.9	220	1	45
Iowa	30-59-1	50.8	458	5	54
at Nebraska	25-43-1	58.1	309	2	88
Penn State	34-50-1	68.0	281	2	62
at Minnesota					
Northwestern					
Wisconsin					
at Indiana					
Totals	207-358-12	57.8	2,346	16	88

2016 GAME-BY-GAME RECEIVING STATS

Opponent	Rec.	Yds	Avg	TD	Long
Eastern Kentucky	4	24	6.0	0	15
Cincinnati	3	2	0.7	0	3
Nevada	1	15	15.0	0	15
at Maryland	2	6	3.0	0	3
at Illinois	DNP - Injured				
Iowa	4	30	7.5	0	12
at Nebraska	4	27	6.8	0	12
Penn State	6	59	9.8	0	31
at Minnesota					
Northwestern					
Wisconsin					
at Indiana					
Totals	24	163	6.8	0	31

Career Rushing Totals

Year	Att	Yds	Avg/C	TD	Long
2015	168	875	5.2	10	68
2016	99	454	4.6	3	23
Totals	267	1,329	5.0	13	68

Career Receiving Totals

Year	Rec	Yds	Avg/C	TD	Long
2015	34	239	7.0	1	29
2016	24	163	6.8	0	31
Totals	58	402	6.9	1	31

Career Highs

Rushes **24** vs. Eastern Kentucky, 2016
 Rushing Yards **157** at Michigan State, 2015
 Long Rush **68** at Michigan State, 2015
 Rushing TDs **2** Twice
 Receptions **5** Three times
 Receiving Yards **68** at Northwestern, 2015
Long Reception **31** vs. Penn State, 2016
 Receiving TDs **1** vs. Indiana State, 2015

Career Receiving Totals

Year	Rec	Yds	Avg/C	TD	Long
2014	10	151	15.1	0	29
2015	13	142	10.9	2	62
2016	9	109	12.1	0	26
Totals	32	402	12.6	2	62

Career Highs

Receptions **4** vs. Bowling Green, 2015
 Receiving Yards **92** vs. Bowling Green, 2015
 Long Reception **62** vs. Bowling Green, 2015
 Receiving TDs **1** Twice

Career Receiving Totals

Year	Cmp-Att-Int	Pct.	Yds	TD	Long
2015	169-293-8	57.7	1,574	10	83
2016	207-358-12	57.8	2,346	16	88
Totals	376-651-20	57.8	3,920	26	88

Career Highs

Completions **34** vs. Penn State, 2016
Attempts **59** vs. Iowa, 2016
Passing Yards **458** vs. Iowa, 2016
Passing TDs **5** vs. Iowa, 2016
Long Pass **88** at Nebraska, 2016





#18
Cameron Posey
5th-Year
Wide Receiver



#21
Anthony Mahoungou
Junior
Wide Receiver



#25
Tario Fuller
R-Freshman
Running Back

2016 GAME-BY-GAME RECEIVING STATS

Opponent	Rec.	Yds	Avg	TD	Long
Eastern Kentucky	5	41	8.2	0	14
Cincinnati	1	9	9.0	0	9
Nevada	2	16	8.0	0	10
at Maryland	2	12	6.0	0	12
at Illinois	2	15	7.5	0	13
Iowa	0	0	0.0	0	0
at Nebraska	3	29	9.7	0	15
Penn State	8	50	6.3	1	15
at Minnesota					
Northwestern					
Wisconsin					
at Indiana					
Totals	23	172	7.5	1	15

2016 GAME-BY-GAME RECEIVING STATS

Opponent	Rec.	Yds	Avg	TD	Long
Eastern Kentucky	0	0	0.0	0	0
Cincinnati	0	0	0.0	0	0
Nevada	0	0	0.0	0	0
at Maryland	1	8	8.0	0	8
at Illinois	0	0	0.0	0	0
Iowa	2	11	5.5	0	8
at Nebraska	0	0	0.0	0	0
Penn State	1	1	1.0	0	1
at Minnesota					
Northwestern					
Wisconsin					
at Indiana					
Totals	4	20	5.0	0	8

2016 GAME-BY-GAME RUSHING STATS

Opponent	Att	Yds	Avg	TD	Long
Eastern Kentucky	2	16	8.0	0	6
Cincinnati	3	5	1.7	0	4
Nevada	4	11	2.9	0	9
at Maryland	0	0	0.0	0	0
at Illinois	0	0	0.0	0	0
Iowa	DNP				
at Nebraska	DNP				
Penn State	1	-2	-2.0	0	-2
at Minnesota					
Northwestern					
Wisconsin					
at Indiana					
Totals	10	30	3.0	0	9

2016 GAME-BY-GAME RECEIVING STATS

Opponent	Rec.	Yds	Avg	TD	Long
Eastern Kentucky	3	32	10.7	0	27
Cincinnati	2	19	9.5	0	13
Nevada	0	0	0.0	0	0
at Maryland	0	0	0.0	0	0
at Illinois	0	0	0.0	0	0
Iowa	DNP				
at Nebraska	DNP				
Penn State	0	0	0.0	0	0
at Minnesota					
Northwestern					
Wisconsin					
at Indiana					
Totals	5	51	10.2	0	27

Career Receiving Totals					
Year	Rec	Yds	Avg/C	TD	Long
2013	26	297	11.4	3	44
2014	19	188	9.9	1	24
2015	26	255	9.8	1	57
2016	23	172	7.5	1	15
Totals	94	1,005	10.7	6	57

Career Receiving Totals					
Year	Rec	Yds	Avg/C	TD	Long
2015	8	93	11.5	0	24
2016	4	20	5.0	0	8
Totals	12	113	9.4	0	24

Career Rushing Totals					
Year	Att	Yds	Avg/C	TD	Long
2016	10	30	3.0	0	9

Career Receiving Totals					
Year	Rec	Yds	Avg/C	TD	Long
2016	5	51	10.2	0	27

Career Highs
Receptions 8 vs. Penn State, 2016
Receiving Yards 67 vs. Northern Illinois 2013
Long Reception 57 vs. Indiana State, 2015
Receiving TDs 1 Multiple Times

Career Highs
Receptions 4 at Marshall, 2015
Receiving Yards 59 at Marshall, 2015
Long Reception 24 at Marshall, 2015

Career Highs
Rushes 4 vs. Nevada, 2016
Rushing Yards 16 vs. Eastern Kentucky, 2016
Long Rush 9 vs. Nevada, 2016
Receptions 3 vs. Eastern Kentucky, 2016
Receiving Yards 32 vs. Eastern Kentucky, 2016
Long Reception 27 vs. Eastern Kentucky, 2016





#36
Richie
Worship
R-Freshman
Running Back



#37
Brian
Lankford-
Johnson
Freshman
Running Back



#80
Jarrett
Burgess
Sophomore
Wide Receiver

2016 GAME-BY-GAME RUSHING STATS

Opponent	Att	Yds	Avg	TD	Long
Eastern Kentucky	4	20	5.0	0	9
Cincinnati	1	4	4.0	1	4
Nevada	4	10	2.5	0	4
at Maryland	1	-1	-1.0	0	-1
at Illinois	13	60	4.6	1	24
Iowa	3	9	3.0	0	5
at Nebraska	3	8	2.7	0	4
Penn State	6	23	3.8	0	9
at Minnesota					
Northwestern					
Wisconsin					
at Indiana					
Totals	35	133	3.8	2	24

2016 GAME-BY-GAME RUSHING STATS

Opponent	Att	Yds	Avg	TD	Long
Eastern Kentucky	4	58	14.5	1	48
Cincinnati	0	0	0.0	0	0
Nevada	5	5	1.0	0	9
at Maryland	0	0	0	0	0
at Illinois	18	127	7.1	1	32
Iowa	3	9	3.0	0	6
at Nebraska	1	2	2.0	0	2
Penn State	0	0	0.0	0	0
at Minnesota					
Northwestern					
Wisconsin					
at Indiana					
Totals	31	201	6.5	2	48

2016 GAME-BY-GAME RECEIVING STATS

Opponent	Rec.	Yds	Avg	TD	Long
Eastern Kentucky	1	4	4.0	0	4
Cincinnati	1	3	3.0	0	3
Nevada	DNP - Injured				
at Maryland	DNP - Injured				
at Illinois	0	0	0.0	0	0
Iowa	0	0	0.0	0	0
at Nebraska	0	0	0.0	0	0
Penn State	0	0	0.0	0	0
at Minnesota					
Northwestern					
Wisconsin					
at Indiana					
Totals	2	7	3.5	0	4

2016 GAME-BY-GAME RECEIVING STATS

Opponent	Rec.	Yds	Avg	TD	Long
Eastern Kentucky	0	0	0.0	0	0
Cincinnati	0	0	0.0	0	0
Nevada	1	16	16.0	0	16
at Maryland	0	0	0.0	0	0
at Illinois	3	12	4.0	0	9
Iowa	3	47	15.7	0	26
at Nebraska	0	0	0.0	0	0
Penn State	0	0	0.0	0	0
at Minnesota					
Northwestern					
Wisconsin					
at Indiana					
Totals	7	75	10.1	0	26

Career Rushing Totals

Year	Att	Yds	Avg/C	TD	Long
2016	35	133	3.8	2	24

Career Rushing Totals

Year	Att	Yds	Avg/C	TD	Long
2016	31	201	6.5	2	48

Career Receiving Totals

Year	Rec	Yds	Avg/C	TD	Long
2015	0	20	0.0	0	0
2016	2	7	3.5	0	4
Totals	2	27	13.5	0	4

Career Highs

Rushes 13 at Illinois, 2016
 Rushing Yards 60 at Illinois, 2016
 Long Rush 24 at Illinois, 2016
 Rushing TDs 1 Twice

Career Highs

Rushes 18 at Illinois, 2016
 Rushing Yards 127 at Illinois, 2016
 Long Rush 48 vs. Eastern Kentucky, 2016
 Rushing TDs 1 Twice
 Receptions 3 at Illinois, 2016
 Receiving Yards 16 vs. Nevada, 2016
 Long Reception 16 vs. Nevada, 2016

Career Highs

Receptions 1 Twice
 Receiving Yards 20 vs. Nebraska, 2015
 Long Reception 4 vs. Eastern Kentucky, 2016





#88
Cole
Herdman
Sophomore
Tight End



#89
Brycen
Hopkins
R-Freshman
Tight End

2016 GAME-BY-GAME RECEIVING STATS

Opponent	Rec.	Yds	Avg	TD	Long
Eastern Kentucky	1	22	22.0	0	22
Cincinnati	3	36	12.0	0	26
Nevada	1	20	20.0	0	20
at Maryland	4	23	5.8	1	9
at Illinois	1	9	9.0	0	9
Iowa	7	104	14.9	1	53
at Nebraska	5	39	7.8	0	23
Penn State	7	33	4.7	0	10
at Minnesota					
Northwestern					
Wisconsin					
at Indiana					
Totals	29	338	11.7	2	53

2016 GAME-BY-GAME RECEIVING STATS

Opponent	Rec.	Yds	Avg	TD	Long
Eastern Kentucky	0	0	0.0	0	0
Cincinnati	0	0	0.0	0	0
Nevada	1	51	51.0	1	51
at Maryland	1	14	14.0	0	14
at Illinois	0	0	0.0	0	0
Iowa	3	80	26.7	2	26
at Nebraska	2	20	10.0	0	11
Penn State	2	16	8.0	0	11
at Minnesota					
Northwestern					
Wisconsin					
at Indiana					
Totals	9	181	20.1	3	51

Career Receiving Totals					
Year	Rec	Yds	Avg/C	TD	Long
2015	18	139	7.7	2	13
2016	29	338	11.7	2	53
Totals	47	425	9.0	4	53

Career Receiving Totals					
Year	Rec	Yds	Avg/C	TD	Long
2016	9	181	20.1	3	51

Career Highs					
Receptions.....	7			Twice	
Receiving Yards.....	104			vs. Iowa, 2016	
Long Reception.....	53			vs. Iowa, 2016	
Receiving TDs	1			Multiple Times	

Career Highs					
Receptions.....	3			vs. Iowa, 2016	
Receiving Yards.....	80			vs. Iowa, 2016	
Long Reception.....	51			vs. Nevada, 2016	
TD Receptions.....	2			vs. Iowa, 2016	





#1
Brandon Roberts
Sophomore
Cornerback



#2
Da'Wan Hunte
Junior
Cornerback



#3
Leroy Clark
Senior
Safety

2016 GAME-BY-GAME STATS

Opponent	U-A-T	TFL	Sacks	Misc.
Eastern Kentucky	4-2-6	0.0	0.0	-
Cincinnati	3-0-3	0.0	0.0	-
Nevada	5-0-5	0.0	0.0	-
at Maryland	4-0-4	1.0	1.0	-
at Illinois	1-5-6	0.0	0.0	PBU
Iowa	DNP			
at Nebraska	DNP			
Penn State	DNP			
at Minnesota				
Northwestern				
Wisconsin				
at Indiana				
Totals	17-7-24	1.0	1.0	PBU

2016 GAME-BY-GAME STATS

Opponent	U-A-T	TFL	Sacks	Misc.
Eastern Kentucky	Injured - DNP			
Cincinnati	Injured - DNP			
Nevada	6-2-8	1.0	0.0	-
at Maryland	1-1-2	0.0	0.0	-
at Illinois	1-2-3	0.0	0.0	PBU
Iowa	2-0-2	0.0	0.0	-
at Nebraska	4-5-9	0.0	0.0	PBU
Penn State	3-2-5	0.0	0.0	PBU
at Minnesota				
Northwestern				
Wisconsin				
at Indiana				
Totals	17-12-29	1.0	0.0	3 PBU

2016 GAME-BY-GAME STATS

Opponent	U-A-T	TFL	Sacks	Misc.
Eastern Kentucky	4-1-5	0.0	0.0	INT
Cincinnati	2-4-6	1.0	0.0	-
Nevada	3-1-4	0.5	0.0	-
at Maryland	3-1-4	0.0	0.0	-
at Illinois	2-9-11	0.0	0.0	FR
Iowa	6-3-9	0.0	0.0	-
at Nebraska	2-3-5	0.0	0.0	-
Penn State	4-0-4	0.0	0.0	-
at Minnesota				
Northwestern				
Wisconsin				
at Indiana				
Totals	26-22-48	1.5	0.0	INT, FR

Career Totals

Year	U-A-T	TFL	Sacks	Misc
2015	26-10-36	1.0	0.0	INT
2016	17-7-24	1.0	1.0	PBU
Totals	43-17-60	2.0	1.0	INT, PBU

Career Totals

Year	U-A-T	TFL	Sacks	Misc
2014	1-1-2	0.0	0.0	-
2015	10-8-18	2.5	2.0	FF
2016	17-12-29	1.0	0.0	3 PBU
Totals	28-21-49	3.5	2.0	FF, 3 PBU

Career Totals

Year	U-A-T	TFL	Sacks	Misc
2013	13-4-17	0.0	0.0	-
2014	15-10-25	1.0	0.0	PBU
2015	54-34-88	1.0	0.0	2 INT, 9 PBU
2016	26-22-48	1.5	0.0	INT, FR
Totals	108-70-178	3.5	0.0	3 INT, 10 PBU, FR

Career Highs

Total Tackles 7 at Iowa, 2015
Solo Tackles 6 at Iowa, 2015
Tackles for Loss 1.0 Twice
Sacks 1.0 at Maryland, 2016
PBUs.....

Career Highs

Total Tackles 8 vs. Nevada, 2016
Solo Tackles 6 vs. Nevada, 2016
Tackles for Loss 1.5 vs. Virginia Tech, 2015
Sacks 1.0 Twice
PBUs..... 1 Multiple Times

Career Highs

Total Tackles 11 Multiple Times
Solo Tackles 8 Twice
Tackles for Loss 1.0 Twice
Sacks
PBUs..... 2 Twice





#4
Ja'Whaun Bentley
Junior
Linebacker



#6
Myles Norwood
Junior
Cornerback



#7
Robert Gregory
5th-Year
Safety

2016 GAME-BY-GAME STATS

Opponent	U-A-T	TFL	Sacks	Misc.
Eastern Kentucky	3-6-9	0.0	0.0	-
Cincinnati	5-3-8	0.0	0.0	PBU
Nevada	6-1-7	2.0	0.0	-
at Maryland	3-0-3	0.0	0.0	-
at Illinois	DNP - Injured			
Iowa	DNP - Injured			
at Nebraska	3-1-4	0.0	0.0	-
Penn State	6-0-6	2.0	0.0	-
at Minnesota				
Northwestern				
Wisconsin				
at Indiana				
Totals	26-11-37	4.0	0.0	PBU

2016 GAME-BY-GAME STATS

Opponent	U-A-T	TFL	Sacks	Misc.
Eastern Kentucky	4-3-7	0.0	0.0	-
Cincinnati	6-0-6	0.0	0.0	-
Nevada	3-0-3	0.0	0.0	2 PBU
at Maryland	0-0-0	0.0	0.0	-
at Illinois	1-1-2	0.0	0.0	-
Iowa	DNP - Injured			
at Nebraska	DNP - Injured			
Penn State	DNP - Injured			
at Minnesota				
Northwestern				
Wisconsin				
at Indiana				
Totals	14-4-18	0.0	0.0	2 PBU

2016 GAME-BY-GAME STATS

Opponent	U-A-T	TFL	Sacks	Misc.
Eastern Kentucky	2-2-4	0.0	0.0	-
Cincinnati	1-0-1	0.0	0.0	-
Nevada	0-0-0	0.0	0.0	-
at Maryland	0-1-1	0.0	0.0	-
at Illinois	1-1-2	0.0	0.0	-
Iowa	1-0-1	0.0	0.0	-
at Nebraska	0-1-1	0.0	0.0	-
Penn State	0-0-0	0.0	0.0	-
at Minnesota				
Northwestern				
Wisconsin				
at Indiana				
Totals	5-5-10	0.0	0.0	-

Career Totals

Year	U-A-T	TFL	Sacks	Misc.
2014	43-33-76	3.5	0.0	PBU
2015	26-23-49	7.5	0.0	2 PBU
2016	26-11-37	4.0	0.0	PBU
Totals	95-67-162	15.0	0.0	4 PBU

Career Totals

Year	U-A-T	TFL	Sacks	Misc.
2014	1-1-2	0.0	0.0	-
2015	1-3-4	0.0	0.0	-
2016	14-5-18	0.0	0.0	-
Totals	16-8-24	0.0	0.0	-

Career Totals

Year	U-A-T	TFL	Sacks	Misc.
2014	2-0-2	0.0	0.0	FR
2015	30-20-50	0.0	0.0	INT, FR
2016	5-5-10	0.0	0.0	-
Totals	37-25-62	0.0	0.0	INT, 2 FR

Career Highs

Total Tackles..... 14 vs. Bowling Green, 2015
Solo Tackles..... 9 vs. Bowling Green, 2015
Tackles for Loss 3.0 vs. Virginia Tech, 2015
Sacks
PBUs..... 2 vs. Bowling Green, 2015

Career Highs

Total Tackles 7 vs. Eastern Kentucky, 2016
Solo Tackles 6 vs. Cincinnati, 2016
Tackles for Loss
Sacks
PBUs..... 2 vs. Nevada, 2016

Career Highs

Total Tackles..... 7 Twice
Solo Tackles..... 4 Multiple Times
Tackles for Loss
Sacks
PBUs.....



#9
Lorenzo Neal
Freshman
Defensive Tackle



#13
Gelen Robinson
Junior
Defensive End



#18
Eddy Wilson
Sophomore
Defensive Tackle

2016 GAME-BY-GAME STATS

Opponent	U-A-T	TFL	Sacks	Misc.
Eastern Kentucky	DNP			
Cincinnati	DNP			
Nevada	1-0-1	0.0	0.0	-
at Maryland	1-0-1	0.0	0.0	-
at Illinois	1-0-1	0.0	0.0	-
Iowa	0-2-2	0.0	0.0	-
at Nebraska	5-1-6	3.0	1.0	-
Penn State	0-0-0	0.0	0.0	-
at Minnesota				
Northwestern				
Wisconsin				
at Indiana				
Totals	8-3-11	3.0	1.0	-

2016 GAME-BY-GAME STATS

Opponent	U-A-T	TFL	Sacks	Misc.
Eastern Kentucky	1-0-1	0.0	0.0	INT, TD
Cincinnati	3-3-6	0.0	0.0	-
Nevada	2-0-2	0.0	0.0	-
at Maryland	4-2-6	1.0	1.0	-
at Illinois	2-4-6	0.0	0.0	FF
Iowa	1-2-3	1.0	1.0	-
at Nebraska	2-4-6	0.5	0.0	-
Penn State	1-3-4	0.0	0.0	-
at Minnesota				
Northwestern				
Wisconsin				
at Indiana				
Totals	16-18-34	2.5	2.0	INT, TD, FF

2016 GAME-BY-GAME STATS

Opponent	U-A-T	TFL	Sacks	Misc.
Eastern Kentucky	2-3-5	0.5	0.0	FR
Cincinnati	1-0-1	0.0	0.0	-
Nevada	1-1-2	1.5	1.5	-
at Maryland	2-0-2	1.0	1.0	-
at Illinois	0-4-4	0.0	0.0	-
Iowa	5-3-8	1.0	0.0	-
at Nebraska	4-2-6	0.0	0.0	-
Penn State	1-0-1	1.0	0.0	-
at Minnesota				
Northwestern				
Wisconsin				
at Indiana				
Totals	16-13-29	5.0	2.5	FR

Year	U-A-T	TFL	Sacks	Misc.
2016	8-3-11	3.0	1.0	-

Year	U-A-T	TFL	Sacks	Misc.
2014	14-6-20	4.0	2.0	-
2015	17-15-32	9.0	1.5	FF
2016	16-18-34	2.5	2.0	INT, TD, FF
Totals	47-39-86	15.5	5.5	2 FF, INT, TD

Year	U-A-T	TFL	Sacks	Misc.
2015	4-6-10	0.0	0.0	PBU
2016	16-13-29	5.0	2.5	FR
Totals	20-19-39	5.0	2.5	PBU, FR

Year	U-A-T	TFL	Sacks	Misc.
2016	8-3-11	3.0	1.0	-

Year	U-A-T	TFL	Sacks	Misc.
2014	14-6-20	4.0	2.0	-
2015	17-15-32	9.0	1.5	FF
2016	16-18-34	2.5	2.0	INT, TD, FF
Totals	47-39-86	15.5	5.5	2 FF, INT, TD

Year	U-A-T	TFL	Sacks	Misc.
2015	4-6-10	0.0	0.0	PBU
2016	16-13-29	5.0	2.5	FR
Totals	20-19-39	5.0	2.5	PBU, FR





#21
Markus
Bailey
R-Freshman
Linebacker



#23
Josh
Hayes
Freshman
Cornerback



#24
Tim
Cason
Sophomore
Cornerback

2016 GAME-BY-GAME STATS

Opponent	U-A-T	TFL	Sacks	Misc.
Eastern Kentucky	3-1-4	0.0	0.0	-
Cincinnati	7-2-9	0.0	0.0	-
Nevada	3-0-3	0.0	0.0	PBU
at Maryland	4-1-5	0.0	0.0	INT
at Illinois	1-10-11	0.0	0.0	PBU
Iowa	7-4-11	0.0	0.0	-
at Nebraska	2-4-6	0.0	0.0	-
Penn State	6-1-7	1.0	0.0	-
at Minnesota				
Northwestern				
Wisconsin				
at Indiana				
Totals	33-23-56	1.0	0.0	INT, 2 PBU

2016 GAME-BY-GAME STATS

Opponent	U-A-T	TFL	Sacks	Misc.
Eastern Kentucky	4-0-4	0.0	0.0	INT
Cincinnati	0-0-0	0.0	0.0	-
Nevada	0-0-0	0.0	0.0	-
at Maryland	0-0-0	0.0	0.0	-
at Illinois	0-0-0	0.0	0.0	-
Iowa	0-0-0	0.0	0.0	-
at Nebraska	1-1-2	0.0	0.0	-
Penn State	2-0-2	0.0	0.0	-
at Minnesota				
Northwestern				
Wisconsin				
at Indiana				
Totals	7-1-8	0.0	0.0	INT

2016 GAME-BY-GAME STATS

Opponent	U-A-T	TFL	Sacks	Misc.
Eastern Kentucky	3-1-4	0.0	0.0	-
Cincinnati	3-1-4	0.0	0.0	PBU
Nevada	2-1-3	0.0	0.0	-
at Maryland	0-0-0	0.0	0.0	-
at Illinois	0-0-0	0.0	0.0	-
Iowa	2-1-3	0.0	0.0	-
at Nebraska	2-0-2	0.0	0.0	-
Penn State	1-0-1	0.0	0.0	-
at Minnesota				
Northwestern				
Wisconsin				
at Indiana				
Totals	13-4-17	0.0	0.0	PBU

Career Totals				
Year	U-A-T	TFL	Sacks	Misc.
2015	9-3-12	0.0	0.0	PBU
2016	33-23-56	1.0	0.0	INT, 2 PBU
Totals	42-26-68	1.0	0.0	INT, 3 PBU

Career Totals				
Year	U-A-T	TFL	Sacks	Misc.
2016	7-1-8	0.0	0.0	INT

Career Totals				
Year	U-A-T	TFL	Sacks	Misc.
2015	2-2-4	0.0	0.0	-
2016	13-4-17	0.0	0.0	PBU
Totals	15-6-21	0.0	0.0	PBU

Career Highs				
Total Tackles	11			Twice
Solo Tackles	7			Twice
Tackles for Loss	1.0			vs. Penn State, 2016
Sacks				
PBUs	1			Twice

Career Highs				
Total Tackles	4			vs. Eastern Kentucky, 2016
Solo Tackles	4			vs. Eastern Kentucky, 2016
Tackles for Loss				
Sacks				
PBUs				

Career Highs				
Total Tackles	4			Twice
Solo Tackles	3			Twice
Tackles for Loss				
Sacks				
PBUs				





#27
Navon Mosley
Freshman
Safety



#36
Danny Ezechukwu
Junior
Linebacker



#42
Andy Garcia
5th-Year
Linebacker

2016 GAME-BY-GAME STATS

Opponent	U-A-T	TFL	Sacks	Misc.
Eastern Kentucky	3-1-4	0.0	0.0	-
Cincinnati	4-2-6	0.0	0.0	-
Nevada	4-0-4	0.0	0.0	-
at Maryland	4-1-5	0.0	0.0	-
at Illinois	8-5-13	0.0	0.0	-
Iowa	2-2-4	0.0	0.0	-
at Nebraska	3-1-4	0.0	0.0	-
Penn State	1-0-1	0.0	0.0	-
at Minnesota				
Northwestern				
Wisconsin				
at Indiana				
Totals	29-12-41	0.0	0.0	-

2016 GAME-BY-GAME STATS

Opponent	U-A-T	TFL	Sacks	Misc.
Eastern Kentucky	3-6-9	0.0	0.0	-
Cincinnati	4-1-5	0.0	0.0	-
Nevada	4-0-4	0.0	0.0	-
at Maryland	3-1-4	0.0	0.0	-
at Illinois	0-3-3	0.5	0.0	-
Iowa	4-3-7	0.0	0.0	-
at Nebraska	1-4-5	0.5	0.0	-
Penn State	0-0-0	0.0	0.0	-
at Minnesota				
Northwestern				
Wisconsin				
at Indiana				
Totals	19-18-37	1.0	0.0	-

2016 GAME-BY-GAME STATS

Opponent	U-A-T	TFL	Sacks	Misc.
Eastern Kentucky	0-0-0	0.0	0.0	-
Cincinnati	1-0-1	1.0	1.0	-
Nevada	0-0-0	0.0	0.0	-
at Maryland	0-0-0	0.0	0.0	-
at Illinois	0-4-4	0.5	0.0	-
Iowa	3-1-4	0.0	0.0	-
at Nebraska	0-0-0	0.0	0.0	--
Penn State	0-1-1	0.0	0.0	-
at Minnesota				
Northwestern				
Wisconsin				
at Indiana				
Totals	4-6-10	1.5	1.0	-

Career Totals				
Year	U-A-T	TFL	Sacks	Misc.
2016	29-12-41	0.0	0.0	-

Career Totals				
Year	U-A-T	TFL	Sacks	Misc.
2014	27-16-43	3.0	1.5	PBU, INT, FF
2015	40-39-79	2.0	1.0	FR, TD, FF, 2 PBU, INT
2016	19-18-37	1.0	0.0	-
Totals	86-73-159	6.0	2.5	3 PBU, 2 INT, 2 FF, FR, TD

Career Totals				
Year	U-A-T	TFL	Sacks	Misc.
2013	11-3-14	0.0	0.0	INT
2014	1-5-6	0.0	0.0	FF
2015	34-29-63	4.0	1.0	FR, 3 PBU
2016	4-6-10	1.5	1.0	-
Totals	50-43-93	5.5	2.0	INT, FR, FF, 3 PBU

Career Highs	
Total Tackles	13.....at Illinois, 2016
Solo Tackles	8.....at Illinois, 2016
Tackles for Loss	
Sacks	
PBUs	

Career Highs	
Total Tackles.....	12.....at Nebraska, 2014
Solo Tackles.....	8.....vs. Minnesota, 2015
Tackles for Loss	1.5.....at Minnesota, 2014
Sacks	1.0.....vs. Minnesota, 2015
PBUs	1.....Twice

Career Highs	
Total Tackles.....	11.....at Michigan State, 2015
Solo Tackles.....	8.....vs. Nebraska, 2015
Tackles for Loss	2.0.....vs. Illinois, 2015
Sacks.....	1.0.....Twice
PBUs.....	1.....Multiple Times





#45
Austin
Larkin
Junior
Defensive End



#54
Jake
Replogle
Senior
Defensive Tackle



#95
Evan
Panfil
Senior
Defensive End

2016 GAME-BY-GAME STATS

Opponent	U-A-T	TFL	Sacks	Misc.
Eastern Kentucky	Injured - DNP			
Cincinnati	Injured - DNP			
Nevada	1-0-1	1.0	1.0	-
at Maryland	0-0-0	0.0	0.0	-
at Illinois	1-5-6	0.0	0.0	-
Iowa	0-0-0	0.0	0.0	-
at Nebraska	1-0-1	1.0	0.0	-
Penn State	1-0-1	0.0	0.0	-
at Minnesota				
Northwestern				
Wisconsin				
at Indiana				
Totals	4-5-9	2.0	1.0	-

2016 GAME-BY-GAME STATS

Opponent	U-A-T	TFL	Sacks	Misc.
Eastern Kentucky	6-2-8	0.0	0.0	-
Cincinnati	3-3-6	1.0	0.0	-
Nevada	2-2-4	1.0	0.5	-
at Maryland	6-1-7	1.0	1.0	FR
at Illinois	1-2-3	0.0	0.0	-
Iowa	DNP - Injured			
at Nebraska	DNP - Injured			
Penn State	DNP - Injured			
at Minnesota				
Northwestern				
Wisconsin				
at Indiana				
Totals	18-10-28	3.0	1.5	FR

2016 GAME-BY-GAME STATS

Opponent	U-A-T	TFL	Sacks	Misc.
Eastern Kentucky	0-3-3	0.5	0.0	-
Cincinnati	1-1-2	0.0	0.0	-
Nevada	5-0-5	4.0	2.0	-
at Maryland	0-0-0	0.0	0.0	-
at Illinois	0-3-3	0.0	0.0	-
Iowa	3-0-3	2.0	2.0	-
at Nebraska	3-1-4	3.0	0.0	-
Penn State	1-0-1	1.0	1.0	-
at Minnesota				
Northwestern				
Wisconsin				
at Indiana				
Totals	13-8-21	10.5	5.0	-

Career Totals				
Year	U-A-T	TFL	Sacks	Misc.
2016	4-5-9	2.0	1.0	-

Career Totals				
Year	U-A-T	TFL	Sacks	Misc.
2013	11-2-13	1.0	0.0	-
2014	27-13-40	10.5	3.0	PBU
2015	34-26-60	14.0	2.0	2 PBU, FF
2016	18-10-28	3.0	1.5	FR
Totals	82-48-130	28.5	6.5	3 PBU, FF, FR

Career Totals				
Year	U-A-T	TFL	Sacks	Misc.
2013	5-0-5	1.0	0.0	-
2014	5-4-9	1.0	0.0	-
2015	15-15-30	6.5	4.0	FF
2016	13-8-21	10.5	5.0	-
Totals	38-27-65	19.0	9.0	FF

Career Highs				
Total Tackles	6	at Illinois, 2016		
Solo Tackles	1	Twice		
Tackles for Loss	1.0	Twice		
Sacks	1.0	vs. Nevada, 2016		
PBUs				

Career Highs				
Total Tackles	11	vs. Indiana, 2015		
Solo Tackles	6	Twice		
Tackles for Loss	3.0	at Iowa, 2015		
Sacks	2.0	at Iowa, 2015		
PBUs	1	Multiple Times		

Career Highs				
Total Tackles	5	Twice		
Solo Tackles	5	vs. Nevada, 2016		
Tackles for Loss	4.0	vs. Nevada, 2016		
Sacks	2.0	vs. Nevada, 2016		
PBUs				



2016 NUMERICAL ROSTER

No.	Name	Cl.	Pos.	Ht.	Wt.	Hometown (High School/Previous College)
1	** D.J. Knox	Jr.	RB	5-7	206	Fairburn, Ga. (Creekside)
1	* Brandon Roberts	So.	NB-S	5-11	198	Naylor, Ga. (Lowndes)
2	** Da'Wan Hunte	Jr.	CB	5-9	188	Miami, Fla. (Miami Central)
2	Elijah Sindelar	R-Fr.	QB	6-4	226	Princeton, Ky. (Caldwell County)
3	*** Leroy Clark	Sr.	S	5-10	197	Miami, Fla. (Archbishop Carroll)
3	** Bilal Marshall	5th	WR	6-2	201	Miami, Fla. (Dade Christian)
4	** Ja'Whaun Bentley	Jr.	LB	6-2	250	Glenarden, Md. (DeMatha Catholic)
5	** Austin Logan	Sr.	S	6-0	200	Tallahassee, Fla. (Florida)
5	* Domonique Young	Sr.	WR	6-3	215	Los Angeles, Calif. (Cerritos College)
6	** Myles Norwood	Jr.	CB	6-0	174	Arlington, Texas (Grace Prep)
7	*** Robert Gregory	5th	LB	6-1	225	Chicago, Ill. (Simeon)
7	*** DeAngelo Yancey	Sr.	WR	6-2	205	Atlanta, Ga. (Mays)
8	Kamal Hardy	Jr.	CB	6-0	190	Pembroke Pines, Fla. (Monroe College)
8	* Markell Jones	So.	RB	5-11	210	Columbus, Ind. (Columbus East)
9	Malik Kimbrough	Jr.	WR	6-0	172	San Jacinto, Calif. (Southwestern J.C.)
9	Lorenzo Neal	Fr.	DT	6-2	345	Houston, Texas (Saint Thomas)
10	Mike Little	R-Fr.	CB	6-0	175	Newhall, Calif. (Notre Dame)
10	** Gregory Phillips	Jr.	WR	6-0	201	Lithonia, Ga. (Arabia Mountain)
11	* David Blough	So.	QB	6-1	200	Carrollton, Texas (Creekview)
11	* Antoine Miles	Jr.	DE	6-3	248	Canton, Ohio (McKinely)
12	Jared Sparks	Fr.	QB	6-1	200	Geismar, La. (Dutchtown)
13	** Gelen Robinson	Jr.	DE	6-1	275	Schererville, Ind. (Lake Central)
13	Terrance Landers	Fr.	WR	6-4	200	Dayton, Ohio (Paul L. Dunbar)
14	Danny Carrollo	Fr.	QB	6-1	210	Lake Forest, Ill. (Lake Forest)
14	Tim Faison	R-Fr.	DE	6-2	211	Tallahassee, Fla. (Amos P. Godby)
15	Andy Chelf	R-Fr.	S	6-0	195	Southlake, Texas (Southlake Carroll)
16	** Garrett Hudson	Jr.	LB	6-2	245	Tallahassee, Fla. (North Florida Christian)
17	Fred Brown	R-Fr.	DT	6-1	272	Boutte, La. (Hahnville)
17	David Day	R-Fr.	CB	5-9	182	Indianapolis, Ind. (North Central)
18	*** Cameron Posey	5th	WR	6-1	192	Boca Raton, Fla. (American Heritage)
18	* Eddy Wilson	So.	DT	6-4	300	Pontiac, Mich. (West Bloomfield)
19	Aaron Banks	So.	QB	6-4	210	Indianapolis, Ind. (Brebeuf)
19	** Dezwan Polk-Campbell	Jr.	LB	6-3	220	Columbus, Ohio (Whetstone)
20	Benaiah Franklin	Fr.	WR	6-1	205	Marietta, Ga. (Wheeler)
20	* David Rose	R-Fr.	CB	6-0	180	Temple Hills, Md. (Potomac)
21	* Markus Bailey	R-Fr.	LB	6-1	235	Columbus, Ohio (Hilliard Davidson)
21	* Anthony Mahoungou	Jr.	WR	6-3	210	Paris, France (West Hills College)
22	Sawyer Dawson	R-Fr.	LB	6-1	235	Lakeland, Fla. (Plant City)
22	Jack Wegher	Fr.	RB	5-9	205	Sioux City, S.D. (IMG Academy)
23	** Keyante Green	Jr.	RB	5-9	225	McDonough, Ga. (Eagle's Landing Christian)
23	Josh Hayes	Fr.	CB	6-0	181	Indianapolis, Ind. (Pike)
24	* Tim Cason	So.	CB	5-11	195	Clarkston, Mich. (Clarkston)
25	Antonio Blackmon	So.	CB	6-0	191	Fort Wayne, Ind. (Bishop Dwenger)
25	Tario Fuller	R-Fr.	RB	6-0	192	Sugar Hill, Ga. (Lanier)
26	C.J. Parker	Jr.	S	6-2	205	Menifee, Calif. (Mount San Jacinto College)
27	Navon Mosley	Fr.	S	6-0	181	West Bloomfield, Mich. (West Bloomfield)
28	Brandon Shuman	Fr.	CB	5-11	162	Miami, Fla. (Gulliver Prep)
28	** David Yancey	Jr.	RB	5-10	220	Schererville, Ind. (Lake Central)
29	*** Jimmy Herman	5th	LB	6-4	230	Carmel, Ind. (Carmel)
31	* Joe Schopper	So.	P	6-0	196	Indianapolis, Ind. (Cathedral)
32	** Evan Pulliam	5th	LB	6-2	225	Indianapolis, Ind. (Cathedral)
33	Jackson Anthrop	Fr.	WR	5-11	180	West Lafayette, Ind. (Central Catholic)
33	Simeon Smiley	Fr.	CB	6-0	197	Pensacola, Fla. (Pensacola Catholic)
35	Wes Cook	Jr.	S	5-10	197	Westminster, Md. (East Carolina)
36	** Danny Ezechukwu	Jr.	LB	6-2	240	Lithonia, Ga. (Arabia Mountain)
36	Richie Worship	R-Fr.	RB	6-1	245	Cleveland, Ohio (Valley Forge)
37	Brian Lankford-Johnson	Fr.	RB	6-0	195	St. Paul, Minn. (Palm Bay (Fla.))
38	Brennan Thieneman	Fr.	S	6-1	190	Noblesville, Ind. (Guerin Catholic)
40	Ronnie Hill	R-Fr.	S	6-0	185	Indianapolis, Ind. (Cathedral)
41	Jacob Thieneman	So.	S	6-0	205	Noblesville, Ind. (Guerin Catholic)
42	*** Andy James Garcia	5th	LB	6-0	223	Miami, Fla. (Hialeah)
43	Myles Homan	R-Fr.	K	6-1	220	Cincinnati, Ohio (St. Xavier)
44	Anthony Watts	Fr.	DT	6-4	294	Houston, Texas (Jack Yates)

No.	Name	Cl.	Pos.	Ht.	Wt.	Hometown (High School/Previous College)
45	Lane Beeler	So.	RB	5-10	226	Westpoint, Ind. (McCutcheon)
45	Austin Larkin	Jr.	DE	6-3	259	University City, Mo. (City College of San Francisco)
46	* Race Johnson	Jr.	CB	5-11	189	Carmel, Ind. (Carmel)
47	* Shayne Henley	Sr.	DE	6-3	250	Simi Valley, Calif. (Moorpark College)
48	Ryan Sadkowski	So.	LS	5-11	260	Glen Ellyn, Ill. (Glenbard South)
48	Rob Simmons	Jr.	DE	6-6	215	Philadelphia, Pa. (Valley Forge Military Academy)
49	Mike Zeigler	So.	DE	6-4	253	Springfield, Ill (Southern Illinois)
50	Keiwan Jones	So.	DT	6-2	267	Ocala, Fla. (Dunnellon)
50	Bearooz Yacoobi	So.	OL	6-5	293	Dearborn, Mich. (Dearborn)
51	Bryce Brown	Fr.	OL	6-1	268	Evansville, Ind. (Evansville North)
52	Tanner Hawthorne	Fr.	OT	6-6	275	Glendale, Ariz. (Centennial)
53	* Kirk Barron	So.	C-G	6-2	300	Mishawaka, Ind. (Marian)
54	*** Jake Replogle	Jr.	DT	6-5	289	Centerville, Ohio (Centerville)
55	* Ryan DeBusk	5th	RE	6-1	274	Atascadero, Calif. (Atascadero)
55	Michael Mendez	R-Fr.	OL	6-4	305	Los Fresnos, Texas (Los Fresnos)
56	Wyatt Cook	R-Fr.	DE	6-2	240	Westminster, Md. (McDonogh School)
57	Semisi Fakasiieki	Fr.	LB	6-3	250	Compton, Calif. (Dominguez)
58	Emilio Appolloni	Fr.	OT	6-9	280	Martins Ferry, Ohio (Martins Farry)
59	Langston Newton	5th	DT	6-3	278	Indianapolis, Ind. (Kentucky)
60	Eric Swingler	So.	OL	6-5	305	Munster, Ind. (Munster)
64	* Johnny Daniels	Jr.	OL	6-3	301	Chicago, Ill. (Foreman)
65	* Ben Makowski	So.	LS	6-2	252	Osceola, Ind. (Penn)
66	** Cameron Cermin	5th	OT	6-5	323	College Station, Texas (A&M Consolidated)
66	Alex Criddle	Fr.	DT	6-4	309	Broken Arrow, Okla. (Thomas Edison Academy)
68	Peyton Truitt	R-Fr.	OL	6-5	296	West Lafayette, Ind. (West Lafayette)
70	*** Jordan Roos	5th	OG	6-4	301	Celina, Texas (Celina)
71	Sam Loebig	Fr.	OL	6-3	290	Bethesda, Md. (Bethesda-Chevy Chase)
72	*** Jason King	5th	OG	6-4	310	Little Rock, Ark. (Pulaski Academy)
73	Ryan Flaherty	Fr.	OL	6-5	300	New Carlisle, Ind. (New Prairie)
74	* Martesse Patterson	So.	OL	6-3	340	Columbus, Ohio (Marion-Franklin)
75	Jalen Neal	Jr.	OT	6-8	315	Tempe, Ariz. (Scottsdale Community College)
77	Eric Ferguson	Fr.	OL	6-2	290	Noblesville, Ind. (Noblesville)
78	Grant Hermanns	Fr.	OL	6-7	272	Albuquerque, N.M. (Rio Rancho)
79	Matt McCann	R-Fr.	OL	6-6	314	Fishers, Ind. (Bishop Chatard)
80	* Jarrett Burgess	So.	WR	6-2	218	Miami, Fla. (Florida Christian)
82	Wade Buckman	Fr.	TE	6-6	210	Holland, Mich. (Holland)
83	Malcolm Dotson	R-Fr.	WR	6-2	200	Indianapolis, Ind. (Cathedral)
84	Jess Trussell	R-Fr.	TE	6-6	240	Arlington, Texas (James Martin)
85	J.D. Dellinger	Fr.	K	6-2	190	Charlotte, N.C. (Charlotte County Day)
88	* Cole Herdman	So.	TE	6-4	251	Leesburg, Va. (Flint Hill)
89	Brycen Hopkins	R-Fr.	TE	6-5	239	Nashville, Tenn. (Ensworth)
90	Will Colmery	So.	DT	6-5	288	Western Springs, Ill. (Nazareth Academy)
91	Chazmyrn Turner	R-Fr.	DE	6-5	237	Mooresville, N.C. (Mooresville)
95	*** Evan Panfil	Sr.	DE	6-5	270	New Lenox, Ill. (Lincoln Way Central)
96	Jake Herr	R-Fr.	P	6-5	220	Carmel, Ind. (Carmel)
97	Nelson Arent	Fr.	LS	6-2	220	Nashville, Tenn. (Hillwood)
* denotes letters earned.		Cl. denotes athletic eligibility.				

Interim Head Coach: Gerad Parker

Assistant Coaches: Ross Els (Defensive Coordinator/Safeties), Terry Malone (Offensive Coordinator/Tight Ends), Marcus Freeman (Co-Defensive Coordinator/Linebackers), Darrell Funk (Offensive Line), Taver Johnson (Defensive Backs), Tim Lester (Quarterbacks), Randy Melvin (Defensive Line), John Nussman (Wide Receivers), DeAndre Smith (Running Backs)

Offensive Graduate Assistant Coaches: JMichael Jonard, Justin Sinz / **Defensive Graduate Assistants:** Joe Montag, Sean Robinson

Director of Football Operations: Andrew Warsaw

Director of Player Personnel: Mike Waugh