



2024 PURDUE BASEBALL

Purdue

🔗 2012 BIG TEN CHAMPIONS 🔗 • PURDUESPORTS.COM • @PURDUEBASEBALL

SID Contact Info: Ben Turner // benturner@purdue.edu // Office: 765-494-3198 // Cell: 217-549-7965

– FEBRUARY (6-2) –

16	% vs Stony Brook	W	6-0
17	% vs Stony Brook	L	10-8
	% vs Stony Brook	W	12-8
19	% vs Stony Brook	W	13-6
23	+ vs George Mason	W	7-4
25	+ vs George Mason	L	11-9
	+ vs George Mason	W	12-5
26	+ vs George Mason	W	11-1 (7)

– MARCH (11-10, 2-4 Big Ten) –

1	* at #11 East Carolina	L	7-1
2	* vs SE Louisiana	W	5-0
3	* vs Cal State Fullerton	W	11-3
5	at Notre Dame	L	11-2
9	UAlbany	W	11-3
	UAlbany	W	6-1
10	UAlbany	W	16-6 (7)
	UAlbany	W	12-1 (7)
13	Northern Illinois	W	11-1
15	Samford	L	5-1
16	Samford	W	6-1
	Samford	W	13-12 (10)
17	Samford	L	11-10
20	UIC	L	6-5 (14)
22	• Iowa	W	10-3
23	• Iowa	L	4-6
24	• Iowa	L	9-6
26	at Indiana State (ESPN+)	L	8-7
29	• at Ohio State (BTN)	L	8-2
30	• at Ohio State	L	12-10
31	• at Ohio State	W	7-1

– APRIL (12-3, 9-0 Big Ten) –

3	Valparaiso	Canceled	
5	• at Rutgers	W	5-3 (10)
6	• at Rutgers	W	8-6
7	• at Rutgers	W	5-3
9	Indiana State	L	9-3
12	• Michigan State	W	7-2
13	• Michigan State	W	14-0
14	• Michigan State	W	21-1
16	Ball State	W	13-3 (7)
19	East Tennessee State	L	9-7
20	East Tennessee State	W	18-7 (7)
21	East Tennessee State	L	12-2 (7)
23	Evansville	W	10-6
26	• at Northwestern (BTN)	W	9-3
	...at Wrigley Field		
27	• at Northwestern	W	10-7
28	• at Northwestern	W	11-3

– MAY (4-7, 2-7 Big Ten) –

1	DePauw	W	15-0 (7)
3	Indiana	W	7-4
4	Indiana	L	10-2
5	Indiana	L	5-4
7	at UIC (ESPN+)	W	11-9
10	• at Michigan	W	4-0
11	• at Michigan	L	7-6
12	• at Michigan	L	8-6
16	• Illinois (BTN)	L	5-4
17	• Illinois (BTN)	L	9-4
18	• Illinois (BTN)	L	18-10
21	\$ vs Indiana (BTN)		11 a.m.
23	\$ vs Nebraska/Ohio State		TBD

% Series Played in Sugar Land, Texas

+ Series Played in Holly Springs, N.C.

* ECU's Keith LeClair Classic (Greenville, N.C.)

• Big Ten Conference Game

\$ Big Ten Tournament (Omaha, Neb.)

Home Games in Bold at Alexander Field

All Times Eastern

– BIG TEN TOURNAMENT –

DOUBLE ELIMINATION • MAY 21-26 • CHARLES SCHWAB FIELD • OMAHA, NEB.

#6 PURDUE BOILERMAKERS (33-22, 13-10 Big Ten)

VS #3 INDIANA HOOSIERS (30-22-1, 15-9 Big Ten)

Quarterfinal Game: Tuesday, May 21 at 11 a.m. ET on BTN

– SERIES HISTORY VS INDIANA –

All-Time: Indiana leads 161-138-2

All-Time at the Big Ten Tournament: Purdue leads 4-2

Last Big Ten Tournament Meeting: Purdue 5, Indiana 4 (2012 Championship Game in Columbus)

2024: Indiana won 2 of 3 (May 3-5 in West Lafayette)

First Meeting: Purdue 3, Indiana 2 (May 1888 in Bloomington)

PURDUE BOILERMAKERS

VS #2 NEBRASKA (34-19, 16-8 B1G) OR #7 OHIO ST. (28-24, 12-12 B1G)

Winner's Bracket: Wednesday, May 22 at 8 p.m. ET on BTN • Loser's Bracket: Thursday, May 23 at 3 p.m. ET on BTN

– SERIES HISTORY –

All-Time at Big Ten Tournament: Nebraska leads 1-0 • Ohio State leads 6-3

Last Meetings: Nebraska 15, Purdue 9 (2017 in Bloomington) • Purdue 8, OSU 2 (2018 in Omaha)

– PURDUE'S PROBABLE LINEUP –

Pos	#	NAME (YEAR)	AVG/OBP/SLUG	RUNS	HITS	XBH	HR	RBI	BB	SB
LF	1	Mike Bolton Jr. (5th)	.259/.430/.418	51	44	16	5	23	32	23-27
Notable: 31-game on-base streak snapped May 16, only game kept off base in B1G play; 97 career steals										
CF	20	Couper Comblum (Sr)	.263/.339/.332	42	57	12	–	25	22	8-15
Notable: 10-game hit streak in all games & Big Ten play; started every game (108) since beginning of 2023										
C	35	Connor Caskenette (Sr)	.315/.433/.591	50	57	24	13	69	22	2-3
Notable: 1st in Big Ten in RBI via four 5-RBI games; 13 HR tied for most by a Boiler in BBCOR bat era (2011-Present)										
1B	49	Luke Gaffney (R-Fr)	.368/.458/.652	60	74	30	12	63	28	2-2
Notable: Set team freshman records in hits, HR, RBI, runs & total bases; 5-time B1G Freshman of the Week										
DH	13	Keenan Taylor (Sr)	.297/.417/.549	18	27	15	4	27	13	2-2
Notable: 4-for-5 w/ HR, walk, HBP in ILL series; double, walk, HBP, RBI & 2 diving catches in rubber game vs IU										
RF	44	Keenan Spence (Jr)	.292/.400/.604	33	42	23	11	39	20	2-2
Notable: Starred at MICH with 2-HR game Friday, .714 OBP for series; hit 455-foot HR in finale vs ILL										
3B	3	Jo Stevens (Sr)	.306/.435/.535	46	52	19	9	43	22	8-10
Notable: 12-game hit streaks overall (3/26-4/16) & B1G play (3/29-4/28); .947 fielding % as elite 3rd baseman										
2B	5	Thomas Green (Sr)	.248/.313/.389	15	28	9	3	23	8	5-7
Notable: Righthanded half of 2B platoon with Ty Gill; batted .321 with 13 RBI in B1G play, making 15 starts										
SS	7	Camden Gasser (R-So)	.338/.512/.397	52	51	7	1	29	51	17-20
Notable: Leads the Big Ten in walks & OBP, reaching base safely in 44 of his 49 games										

– PURDUE'S TOP STARTING PITCHERS –

NAME	W-L	GS	IP	H	R-ER	BB	K	WHIP	ERA	B/Avg
Jordan Morales (Grad, LHP)	7-5	14	80.1	91	45-38	20	72	1.41	4.26	.284
Luke Wagner (Sr, LHP)	7-1	14	71	88	41-39	20	52	1.52	4.94	.310
Kyle Iwinski (Sr, RHP)	2-2	10	41.1	53	34-33	15	23	1.65	7.19	.317

– PRIMARY BENCH –

Pos	NAME	SLASH LINE	XBH	RBI	SB
DH	Logan Sutter	.318/.452/.621	24	37	5-5
2B	Ty Gill	.250/.343/.457	10	18	2-4
1B	Breck Nowik	.256/.370/.333	1	4	0-0
C	Aaron Dolney	.233/.346/.372	4	6	0-0
2B/3B	Chase Brown	.308/.500/.462	2	4	1-1
OF	Brody Chrisman	.155/.219/.190	2	7	0-0
OF	Wes Gingerich	.333/.444/.400	1	1	0-0
PR/OF	Corbin Malott	.167/.167/.333	1	–	2-2

– PRIMARY BULLPEN –

Pos	NAME	W-L-S	APP	IP	K/BB	ERA
RHP	Avery Cook	2-2-3	25	37.2	38/23	5.26
RHP	Aaron Suval	3-2-2	21	35.2	28/21	5.55
RHP	Carter Doorn	3-0-0	20	35.1	27/12	4.33
RHP	Davis Pratt	1-0-0	20	31.1	35/14	3.73
RHP	Jackson Dannelley	0-3-5	16	33.2	33/17	6.15
LHP	Jonathan Blackwell	2-2-0	10	36	32/12	5.00
RHP	Cole Van Assen	5-2-0	13	39.2	31/15	4.31
RHP	Griffin Lohman	0-0-0	8	8	8/4	3.38
RHP	CJ Backer	0-1-0	9	7.1	5/3	3.68
LHP	Cal Lambert	0-1-1	10	6.2	5/7	8.10
RHP	Enas Hayden	1-0-0	5	4	6/4	2.25

• Purdue will square off with Indiana in the opening game of the Big Ten Tournament, with Tuesday's game in Omaha serving as the first postseason matchup between the rivals since the championship game of the 2012 tournament.

• Lefthanders **Jordan Morales** and Ty Bothwell are the projected starting pitchers. Morales started Purdue's May 3 win vs. IU. The Boilermakers went to bed that night alone in first place, but lost seven of their last eight Big Ten games to slip to sixth in the standings. Bothwell pitched in relief in the Hoosiers' victory the next day at Alexander Field. Indiana rallied for four in the ninth inning to steal the rubber game of the weekend, becoming the first road team to win an IU-Purdue series since the Boilermakers took two of three in Bloomington in 2010.

• Purdue and Indiana played on consecutive days at the 2012 Big Ten Tournament at Huntington Park in Columbus. The Boilermakers were victorious 3-0 and 5-4 to claim their first (and only) Big Ten Tournament title, sweeping the league's championship titles during the program-record 45-win campaign that saw Purdue selected as an NCAA Regional host.

• The Boilers and Hoosiers also squared off in the Big Ten Tournament in 1993, 2008, 2009 and 2010. Purdue has won four of the six meetings overall, including three in a row. They also met in a 3-6 opening round game in 2009, won by IU.

• **Mike Bolton Jr.**, **CJ Backer**, **Griffin Lohman** and Morales (for PSU) are the active Boilermakers that have seen action in the Big Ten Tournament – all in the 2022 edition. Backer (vs. Iowa) and Morales (vs. Rutgers) both started games on the mound.

PURDUE'S ACTIVE ROSTER (Played in 2024)

No.	Name	Pos	B/T	Ht	Wt	Yr	Hometown (High School/Previous College)
PITCHERS							
4	Luke Wagner	LHP/OF	R/L	6-0	190	Sr.	New Cumberland, Pa. (Red Land/Georgia)
8	Davis Pratt	RHP	R/R	6-2	205	Sr.	Albuquerque, N.M. (La Cueva/Temple JC)
11	Cal Lambert	LHP	L/L	6-2	210	Sr.	Peoria, Ariz. (Sandra Day O'Connor/Yavapai JC)
18	Jonathan Blackwell	LHP	L/L	6-1	215	Sr.	Charleston, W. Va. (Hurricane/Coastal Carolina)
19	Jackson Dannelley	RHP	R/R	5-10	195	Sr.	Colmesneil, Texas (Colmesneil/Houston)
22	Easton Storey	LHP	L/L	5-11	195	Fr.	Brighton, Mich. (Brighton)
25	Brayden Olson	RHP	R/R	6-2	205	Fr.	St. Croix Falls, Wis. (St. Croix Falls)
26	Cole Van Assen	RHP	R/R	6-3	205	Fr.	Tinley Park, Ill. (Brother Rice)
27	Aaron Suval	RHP	R/R	5-11	185	Sr.	Agoura Hills, Calif. (Agoura/Glendale JC)
28	Enas Hayden	RHP	R/R	6-3	210	Jr.	Indianapolis, Ind. (Lawrence North/Purdue Fort Wayne)
29	Kyle Iwinski	RHP	R/R	6-2	220	Sr.	Griffith, Ind. (Griffith/Kankakee JC)
32	CJ Backer	RHP	R/R	6-7	165	Sr.	Newburgh, Ind. (Castle/Danville Area JC)
36	Carter Doorn	RHP	R/R	6-3	175	Jr.	Schererville, Ind. (Lake Central)
37	Jordan Morales	LHP	R/L	5-9	170	Gr.	Souderton, Pa. (Souderton/Penn State)
43	Avery Cook	RHP	R/R	6-6	235	R-Sr.	Utica, N.Y. (Whitesboro/St. John's)
48	Griffin Lohman	RHP	L/R	6-5	190	R-Jr.	Fishers, Ind. (Hamilton Southeastern)
CATCHERS							
35	Connor Caskenette	C	R/R	6-0	215	Sr.	Duncan, British Columbia (Cowichan/Cochise JC)
40	Aaron Dolney	C	L/R	6-4	220	Gr.	Plymouth, Mich. (Detroit Country Day/Eastern Michigan)
INFIELDERS							
2	Ty Gill	2B	L/R	6-2	155	Jr.	Valparaiso, Ind. (Valparaiso)
3	Jo Stevens	3B	R/R	6-2	210	Sr.	Mount Colah, Australia (St. Leo's/Yavapai JC)
5	Thomas Green	2B/SS	R/R	6-0	175	Gr.	Courtenay, British Columbia (Isfeld/Oakland)
7	Camden Gasser	SS	L/R	5-10	160	R-So.	Huntingburg, Ind. (Southridge/Michigan)
10	Logan Sutter	3B/1B	R/R	6-1	215	Jr.	Loomis, Calif. (Del Oro/Folsom Lake JC)
14	Breck Nowik	1B	R/R	6-3	220	R-Jr.	Lake Forest, Ill. (Lake Forest/UIC)
42	Chase Brown	3B/2B	R/R	6-2	190	Jr.	Ennis, Texas (The Colony/McLennan JC)
49	Luke Gaffney	1B/C	R/R	6-2	215	R-Fr.	Danville, Ky. (Boyle County)
OUTFIELDERS							
1	Mike Bolton Jr.	OF	L/R	5-9	160	5th	Calumet City, Ill. (Brother Rice)
6	Weston Gingerich	OF	L/L	5-10	160	Sr.	Carmel, Ind. (Guerin Catholic)
9	Camden Melvin	OF	L/L	6-0	205	Jr.	Avon, Ind. (Avon/New Mexico JC)
13	Keenan Taylor	OF/IF	R/R	5-10	205	Sr.	Westfield, Ind. (Guerin Catholic/Parkland JC)
20	Couper Cornblum	OF	R/R	6-0	190	Sr.	Woodway, Texas (Midway/Wichita State)
34	Corbin Malott	OF/IF	R/R	6-1	180	R-Fr.	New Castle, Ind. (New Castle)
41	Brody Chrisman	OF	L/R	6-3	205	R-Fr.	Zionsville, Ind. (Zionsville)
44	Keenan Spence	OF	R/R	6-5	230	Jr.	Caroline Springs, Australia (Maribynong/Howard JC)

COACHING & SUPPORT STAFF

39	Greg Goff	Head Coach	5th Year, 7th Year	Third Base Coach/Pitching Changes
45	Josh Newman	Assistant Coach	1st Year	Pitching Coach/Mound Visits
...Previously the pitching coach at Penn State from 2018-23; pitched at Ohio State & for the Colorado Rockies				
21	Chris Marx	Assistant Coach	5th Year	Bench Coach
...Served as both a hitting coach & pitching coach at Little Rock & Campbell; assistant on Southern Indiana's 2010 D-II national title team				
30	Seth LaRue	Assistant Coach	1st Year	First Base Coach & Base Running
...Played for Goff on Campbell's 2014 NCAA Regional team; previously an assistant at Southern Illinois & A&M-Corpus Christi				
12	John Madia	Director of Player Develop.	9th Year	Bullpen Coach
...First Baseman for Purdue in the late 1970s has now worked under 3 head coaches; son Drew also played for Purdue from 2007-10				
	Hunter Roberts	Operations	2nd Year	
...Joined Purdue from Central Arkansas; has also worked with Missouri State Baseball & the Springfield Cardinals				
	Casey Kohr	Athletic Trainer	16th Year	
...Longest-tenured member of team's travel party; longest-tenured baseball trainer in the Big Ten				
	Tony Webb	Strength Coach	2nd Year	
...Previously worked with Goff at Alabama & with Purdue Football				
	Haley Toetz	Academics & Ops	4th Year	
...Older sister of alum & All-Big Ten second baseman Paul Toetz makes all the road trips; earned her master's degree at Purdue in May 2022				

– PRONUNCIATION GUIDE –

#6 Weston **GINGERICH**: Ginn-grick
 #7 Camden **GASSER**: Gas-er
 #10 Logan **SUTTER**: Sutt-er (Not Soot-er)
 #14 BRECK **NOWIK**: Breck like Wreck; No-Wick
 #19 Jackson **DANNELLEY**: DAN-uh-lee
 #20 **COUPER CORNBLOOM**: Cooper Corn-BLOOM
 #26 Cole **VAN ASSEN**: Van Ass-in
 #27 Aaron **SUVAL**: SOO-vaul

#28 **ENAS** Hayden: N-us (say it fast)
 #29 Kyle **IWSINKI**: eye-WIN-ski
 #34 Corbin **MALOTT**: Muh-lott
 #35 Connor **CASKENETTE**: CASK-kuh-net
 #36 Carter **DOORN**: D o r n
 #40 Aaron **DOLNEY**: Doll-nee
 #41 Brody **CHRISMAN**: Kriss-men
 #48 Griffin **LOHMAN**: LOW-men

COACHES & STAFF
 #12 John **MADIA**: MAY-dee-uh
 Casey **KOHR**: Core



5TH YEAR AS HEAD COACH

7TH YEAR AT PURDUE

19TH YEAR AS A HEAD COACH

Career Record Breakdown

Purdue (5 Years).....	109-105
Campbell (7 Years).....	224-174*
Montevallo (4 Years).....	152-84
Louisiana Tech (2 Years).....	67-47
Alabama (1 Year).....	19-34-1
Total (19 Years).....	569-444-1*
*Campbell had to vacate 136 wins from 2011-14 due to administrative errors – unrelated to any actions by Goff or his coaching staff – with the certification of student-athletes.	

Biographical Information

Hometown	Jackson, Tenn.
Bachelor's & Master's Degrees	Delta State
Wife	Tina
Daughters.....	Kara, Kiley, Kolby & Kenzie
College Career Pt. 1.....	1990-91, Jackson State CC
College Career Pt. 2.....	1992-93, Delta State

Coaching Experience

Purdue.....	June 2019, Hired as Head Coach
Purdue.....	2018-19, Assistant Coach
Alabama	2017, Head Coach
Louisiana Tech.....	2015-16, Head Coach
Campbell	2008-14, Head Coach
Montevallo	2004-07, Head Coach
Kentucky.....	2000-03, Assistant Coach
Southeast Missouri St.....	1998-99, Assistant Coach
Delta State.....	1994-97, Assistant Coach

Goff's NCAA Regional Teams

9 Appearances with 6 Programs	
Purdue: Boilers Qualify in Goff's 1st Year	
2018	38-21, 17-6 Big Ten
Louisiana Tech: 1st Appearance Since 1987	
2016	42-20, 19-11 C-USA
Campbell: 1st Appearance Since 1990	
2014	41-21, 18-8 Big South
Montevallo: 2006 D-II College World Series	
2007	47-17, 13-5 Gulf South
2006	43-18, 16-4 Gulf South
SE Missouri State: 1st Appearance as D-I	
1998	32-24, 15-9 OVC
Delta State: D-II CWS in 1994 & 1996	
1996	53-8, 15-1 Gulf South
1995	40-15, 19-5 Gulf South
1994	45-13, 19-4 Gulf South

HEAD COACH GREG GOFF

Greg Goff joined Purdue baseball as an assistant coach in July 2017 and was promoted to head coach in June 2019. The 2023 season is his 18th as a collegiate head coach.

Previously a head coach at four universities, Goff succeeded his friend and longtime colleague Mark Wasikowski, who returned to the University of Oregon as the Ducks' new head coach in June 2019.

Goff has previously served as the head coach at Campbell University (2008-14), Louisiana Tech University (2015-16) and the University of Alabama (2017) as well as Division II University of Montevallo (2004-07). He also helped lead the Boilermakers to a memorable 38-win season in 2018, punctuated by the program's third NCAA Regional bid in program history. Purdue finished second in the Big Ten standings and was also the runner-up at the Big Ten Tournament in Goff's first year with the program.

A national-best 15-0 start, program records for strikeouts and stolen bases, and a return to the Big Ten Tournament highlighted Purdue's resurgent and successful 2022 season. The Boilermakers raced out the best start in program history as the final unbeaten team nationally and recovered from a rough patch in April to return to the conference tournament, navigating a challenging back half of the league schedule. Purdue eclipsed its program benchmark in steals behind the first trio of Boilermakers ever with 20-plus steals each. Curtis Washington Jr. (31), Mike Bolton Jr. (28) and Evan Albrecht (22) teamed up to account for 81 of the 116 stolen bases (70%) as Purdue led the Big Ten and ranked sixth nationally in steals per game. CJ Valdez was a first-team All-Big Ten performer as a full-time DH; Cam Thompson also enjoyed a breakout season with 13 home runs and a 1.031 OPS. Bolton went on to break Purdue's all-time steals record in 2023.

Along with bringing an upbeat personality to the dugout and contagious energy to his role as the first-base coach, Goff helped numerous Boilermakers develop offensively in 2018 and 2019 as an assistant coach. He played a leading role in coaching the base running and outfield defense.

In his first two years at Purdue, Goff helped develop and organize new community events for the program like the Preseason Fan Fest and First Pitch Dinner. Both events have proved very popular and are well attended, helping generate preseason interest going into a campaign.

The Boilermakers also continue to expand their community outreach, exceeding 600 combined hours of service for the 2021-22 academic year. During the 2019 fall semester, over 40 players logged at least 10 hours of community service as Purdue completed over 450 hours of community outreach as a team.

Goff and his wife, Tina, are the parents of four daughters: Kara, Kiley, Kolby and Kenzie. Kara (Louisiana Tech & LSU) and Kiley (Louisville, active) both played collegiate softball.

SIX 40-WIN SEASONS

- As a head coach, Goff's teams have won over 40 games six times. Campbell was one of only eight Division I programs to win 40-plus games for three straight years from 2012 to 2014, posting 131 total victories during that span. The Camels enjoyed a historic 49-10 campaign in 2013.
- He also won 42 games in his final season at Louisiana Tech, helping lead the Bulldogs to an NCAA Regional bid.
- Montevallo was a DII College World Series qualifier in 2006 under his guidance. As an assistant coach at Delta State, the Statesmen also qualified for the DII College World Series in 1994 and 1996.

ENDED NCAA REGIONAL DROUGHTS AT CAMPBELL & LOUISIANA TECH

- In Goff's final season at Campbell (2014), the Camels qualified for their first NCAA Regional in 24 years. Two years later, he led Louisiana Tech to its first Regional bid in 29 years. The 2014 Camels and 2016 Bulldogs both won at least one game in their Regionals, with La Tech coming through the loser's bracket to reach a Regional final at Mississippi State.

HISTORY OF TURNAROUNDS

- Goff's teams have had a losing record only five times in his 14 years as a head coach. Four of those five seasons were his first at a respective university. He has led his teams to some impressive turnarounds.
- In just two seasons, Louisiana Tech went from 15-35 the year before Goff's arrival to 42-20 in 2016, ending a 29-year NCAA Regional drought in the process. At Campbell, he inherited a team that was 11-45 in 2007. But under Goff, the Camels posted a winning record (27-24) in his second season and won 40 games by his fifth year (2012).
- Purdue's win total also jumped from 29-27 in 2017 to 38-21 in Goff's first year on the staff in 2018.

COACHING HONORS

- Goff was named the South Central Region Coach of the Year by the American Baseball Coaches Association at both Louisiana Tech (2016) and Montevallo (2006). He was the 2013 Big South Coach of the Year at Campbell after leading his team to a school-record 49 wins and a conference title. Montevallo won a combined 100 games over his final two seasons, posting a new single-season record both years.

BEFORE BECOMING A HEAD COACH

- Goff has coached 10 future big leaguers and over 50 MLB Draft picks, highlighted by Cy Young award winner Brandon Webb while he was the pitching coach at Kentucky (2000-03). Longtime big leaguer and World Series champion Joe Blanton also pitched for Goff at Kentucky.
- Along with his years as the pitching coach at Kentucky, Goff served as an assistant at Southeast Missouri State (1998-99) and his alma mater Delta State (1994-97) before becoming a head coach for the first time in the summer of 2003 at Montevallo. It was at SEMO in the late 1990s where he first worked with Wasikowski. They helped lead the Redhawks to an NCAA Regional in 1998.

- PURDUE'S TOP STARTING PITCHERS -



JORDAN MORALES
GRADUATE LHP
SOUDERTON, PA.
SOUDERTON HS
PENN STATE

- Only the second lefty this century to start for Purdue on Opening Day; started the first game of each of all 14 weekends as first Boiler to do so since 2005.
- Helped the Boilers win 5 straight Big Ten series openers for the first time since 2012; his 7 victories are the most by a Purdue pitcher since 2018.
- Stats in Big Ten play: 7 GS, 45 2/3 IP, 14 BB, 37 K, 2.76 ERA, .243 B/Avg
- Led Purdue to its first season-opening shutout since 1991 and first shutout win at Michigan since 1993, earning Big Ten Pitcher of the Week for the latter.
- Struck out 7 of the final 10 batters he faced while racking up 9 Ks, matching a career high, in the Big Ten opener vs. Iowa; currently at 248 career strikeouts.
- Transferred to Penn State for the 2021-22 school year after La Salle dropped baseball following the 2021 season; was a closer (2020) and weekend starter (2021) at La Salle.
- Also worked with Purdue pitching Josh Newman at Penn State.
- Posted a 3.64 ERA while pitching in a team-high 26 games at Penn State in 2022, ranking top 10 in the Big Ten in appearances.
- Pitched against Purdue in relief in the rubber game of the 2022 series in Central Pennsylvania (facing 4 batters) and the middle game of the 2023 series at Alexander Field, working 3 2/3 innings.
- Conference pitcher of the year as a high school senior, registering a 0.43 ERA, 93 strikeouts and 10 wins for Souderton's PIAA Class 6A state championship team.

MORALES' OUTINGS AT PURDUE									
DATE	OPPONENT	DEC	IP	H	R-ER	BB	K		
2/16/24	vs Stony Brook	W	5.1	5	0-0	0	4		
2/23/24	vs George Mason	W	6+	6	4-0	1	8		
3/01/24	at East Carolina	L	7+	6	5-5	0	3		
3/09/24	UAlbany	W	5	7	3-3	3	6		
3/15/24	Samford	L	3+	9	5-4	1	4		
3/22/24	Iowa	W	7	4	1-1	2	9		
3/29/24	at Ohio State	L	4.2	12	7-7	2	4		
4/05/24	at Rutgers	ND	7	3	0-0	1	5		
4/12/24	Michigan State	W	7.2	7	2-2	2	6		
4/19/24	ETSU	L	3.1	10	9-7	1	3		
4/26/24	at Northwestern*	W	6	5	2-2	3	4		
5/03/24	Indiana	ND	5.2	6	2-2	0	5		
5/10/24	at Michigan	W	7.2	5	0-0	4	4		
5/16/24	Illinois	L	5	6	5-5	2	7		

Purdue Record When He Starts: 9-5

**at Wrigley Field*

2022 BIG TEN TOURNAMENT START FOR PENN ST.

DATE	OPPONENT	DEC	IP	H	R-ER	BB	K
5/27/22	vs Rutgers	ND	4.2	2	0-0	1	5

SEASON(S)	ERA	W-L	APP	GS	CG	SHO	SV	IP	H	R	ER	BB	SO	BF	B/AVG
2024	4.26	7-5	14	14	0	0/2	0	80.1	91	45	38	22	72	352	.284
- AT PENN STATE -															
2022-23	4.70	6-2	45	12	0	0/0	1	97.2	101	57	51	36	113	442	.266
- AT LA SALLE -															
2020-21	5.50	2-8	21	7	1	0/0	5	54	65	39	33	26	63	263	.293



LUKE WAGNER
SENIOR LHP
NEW CUMBERLAND, PA.
RED LAND HS
UNIV. OF GEORGIA

- Enjoyed a streak of 22 consecutive innings without allowing an earned run from Feb. 25 to March 16, the longest by a Boilermaker since 2018.
- First Boilermaker since 2018 to be the starting pitcher in 2 shutout wins. Also the first Boilermaker since 2018 with 7 victories.
- Faced the minimum through 6 innings vs. Indiana, rolling through 18 up, 17 down and starting a 1-6-3 double play; took his first loss after IU scored twice after he left the mound in the 7th inning.
- Shined at Alexander Field all season, posting 5 quality starts while compiling a 3.07 ERA and .268 B/Avg in a team-high 41 innings.
- Posted the first 10-strikeout game by a Boilermaker since April 2022 in his Alexander Field debut, the game 2 victory vs. UAlbany.
- Pitched in 54 career games and made 17 starts at Georgia; served as a two-way player as a freshman, also seeing action in the outfield.
- Started games at the SEC Tournament and NCAA Regionals, including UGA's 2021 postseason win vs. LSU.
- Posted a 4.58 ERA and .259 B/Avg in 39 1/3 innings as a freshman in 2021, making 12 of his 17 appearances as starter; opened season in weekend rotation.
- Started the 2021 SEC opener at Tennessee, becoming UGA's first freshman pitcher to do so since 2013.

WAGNER'S OUTINGS AT PURDUE									
DATE	OPPONENT	DEC	IP	H	R-ER	BB	K		
2/18/24	vs Stony Brook	ND	3	5	5-5	0	2		
2/25/24	vs George Mason	W	5	6	1-1	2	4		
3/02/24	vs SE Louisiana	W	6+	2	0-0	1	5		
3/09/24	UAlbany	W	6	5	1-0	1	10		
3/16/24	Samford	W	6+	6	1-0	2	4		
3/23/24	Iowa	ND	4.2	10	3-3	2	3		
3/30/24	at Ohio State	ND	3.2	11	7-7	0	2		
4/06/24	at Rutgers	ND	4+	9	5-5	3	1		
4/13/24	Michigan State	W	7	4	0-0	0	4		
4/20/24	ETSU	W	5	10	7-7	3	5		
4/27/24	at Northwestern	W	5+	7	3-3	3	4		
5/04/24	Indiana	L	6.1	3	2-2	0	3		
5/11/24	at Michigan	ND	3.1	7	4-4	2	3		
5/17/24	Illinois	ND	6+	3	2-2	1	2		

Purdue Record When He Starts: 9-5

WAGNER AT SEC TOURNAMENT WITH GEORGIA

DATE	OPPONENT	DEC	IP	H	R-ER	BB	K
5/25/21	vs LSU (start)	ND	3.1	6	1-1	1	4
5/24/22	vs Alabama (start)	L	1.1	4	5-5	2	0
5/23/23	vs S. Carolina	ND	1/3	2	2-2	1	0

SEASON(S)	ERA	W-L	APP	GS	CG	SHO	SV	IP	H	R	ER	BB	SO	BF	B/AVG
2024	4.94	7-1	14	14	0	0/2	0	71	88	41	39	20	52	312	.310
- AT GEORGIA -															
2021-23	6.77	10-9	54	17	0	0/0	0	111.2	128	90	84	72	98	535	.296



KYLE IWINSKI
JUNIOR RHP
GRIFFITH, IND.
GRIFFITH HS
KANKAKEE JC

- Worked 6 scoreless innings in the biggest game of the year (at the time), the May 5 rubber game vs. Indiana; took a no-decision after IU rallied in the 9th.
- In 2023, enjoyed the finest home season by a starting pitcher since 2016, registering a 2.06 ERA and .214 batting average against over 35 innings.
- Pitched through elbow discomfort in 2023, having a cleanup procedure in the fall and returning to form in mid-April as part of return to the weekend rotation.
- In 2023, faced the minimum through 6 innings vs. Northwestern and pitched into the 8th vs. Penn State & South Dakota State
- Retired 21 of 22 batters faced in a 7-inning complete game in his first start as a Boilermaker, shutting out Akron to earn National Player of the Week (Collegiate Baseball) and Big Ten Pitcher of the Week.
- Pitched the first CG shutout by a Boilermaker since March 2017.
- Pitched his first 3 collegiate seasons at Kankakee College in north central Illinois; second-team all-region as staff ace in 2022, averaging 10.48 K/9.
- Workhorse in his 2 full seasons at Kankakee, pitching 71 1/3 innings in 2021 and 67 innings in 2022.
- Career totals at Kankakee: 13-4, 22 GS, 6 CG, 138 1/3 IP, 118 H, 40 BB, 152 K, 3.45 ERA, 9.89 K/9; 7-1 with 2.55 ERA & 78 strikeouts vs. 18 walks in 2022.

IWINSKI'S STARTS AT PURDUE									
DATE	OPPONENT	DEC	IP	H	R-ER	BB	K		
2/17/24	vs Stony Brook	ND	4.2	3	5-5	1	1		
2/24/24	vs George Mason	W	5	8	3-3	1	1		
3/03/24	vs Fullerton	ND	3.2	4	2-2	0	4		
3/10/24	UAlbany	W	4	4	1-1	1	4		
3/17/24	Samford	ND	4.2	6	5-5	2	5		
4/21/24	ETSU	L	3.1	6	3-3	1	1		
4/28/24	at Northwestern	ND	4.2	2	2-2	3	1		
5/05/24	Indiana	ND	6	4	0-0	1	3		
5/12/24	at Michigan	ND	2.2	6	4-4	1	0		
5/18/24	Illinois	ND	1.2	5	5-4	3	2		
3/04/23	vs Akron	W	7	1	0-0	0	8		
3/12/23	at Ole Miss	L	5	4	2-2	5	2		
3/26/23	at Michigan State	L	3.2	6	4-3	1	1		
4/02/23	Northwestern	ND	6.2	3	1-1	0	5		
4/09/23	at Minnesota	L	2/3	8	6-6	0	0		
4/15/23	Penn State	W	8	6	1-0	0	3		
4/23/23	at Maryland	L	4.2	9	5-4	3	3		
4/30/23	Rutgers	ND	6.1	4	3-2	2	2		
5/07/23	South Dakota St.	ND	7.1	7	2-2	1	3		
5/14/23	at Indiana	ND	3+	8	9-9	3	0		
5/19/23	Nebraska	W	6.2	7	3-3	1	3		

Purdue Record When He Starts: 10-11

SEASON	ERA	W-L	APP	GS	CG	SHO	SV	IP	H	R	ER	BB	SO	BF	B/AVG
2024	7.19	2-2	15	10	0	0/0	0	41.1	53	34	33	15	23	188	.317
2023	4.60	2-5	14	10	1	1/0	0	62.2	66	37	32	18	35	268	.272

- HITTING STREAKS -

PLAYER	2024		CAREER	BIG TEN	
	LONG	CURRENT		LONG	CURRENT
Connor Caskenette	9	—	18	11	—
Couper Cornblum	10	10	13	10	10
Jo Stevens	12	1	12	12	1
Camden Gasser	12	—	12	4	—
Luke Gaffney	10	2	10	7	2
Mike Bolton Jr.	9	—	9	14	—
Logan Sutter	9	—	9	3	—
Keenan Spence	6	1	6	6	1
Keenan Taylor	4	2	4	—	2
Ty Gill	3	2	3	3	2
Thomas Green	3	1	3	3	1
Lukas Cook	—	—	3	—	—
Camden Melvin	—	—	3	—	—

- REACHED BASE SAFELY STREAKS -

PLAYER	2024		CAREER	BIG TEN	
	LONG	CURRENT		LONG	CURRENT
Mike Bolton Jr.	31	2	31	21	2
Couper Cornblum	12	12	27	10	10
Jo Stevens	26	1	26	15	1
Connor Caskenette	13	5	25	16	5
Camden Gasser	24	—	24	5	—
Logan Sutter	17	—	17	6	—
Luke Gaffney	17	8	17	14	7
Keenan Spence	11	1	11	8	5
Thomas Green	7	1	7	4	1
Keenan Taylor	6	2	6	4	2
Ty Gill	5	2	5	3	—
Aaron Dolney	5	—	5	3	3
Chase Brown	4	—	4	3	—
Brody Chrisman	3	—	3	—	—
Weston Gingerich	3	3	3	4	4
Camden Melvin	3	—	3	—	—
Lukas Cook	—	—	3	—	—

REACHING BASE SAFELY IS EITHER VIA A HIT, WALK OR HBP.

STREAK IS DEFINED AS 3 OR MORE CONSECUTIVE GAMES.

- HOME RUN TALLY IN BIG TEN PLAY -

PLAYER (SEASON #)	OPPONENT	ON	OUT	INNING
Luke Gaffney (4)	Iowa	1	1	B-1st
Keenan Spence (5)	Iowa	1	2	B-8th
Connor Caskenette (6)	Ohio State	1	2	T-1st
Keenan Taylor (1)	Ohio State	2	2	T-3rd
Luke Gaffney (6)	Ohio State	2	0	T-3rd
Connor Caskenette (7)	Rutgers	2	1	T-9th
Jo Stevens (3)	Michigan State	1	2	B-3rd
Keenan Spence (6)	Michigan State	0	2	B-3rd
Thomas Green (1)	Michigan State	0	0	B-2nd
Luke Gaffney (7)	Michigan State	2	1	B-2nd
Jo Stevens (4)	Michigan State	1	1	B-6th
Breck Nowik (1)	Michigan State	2	1	B-8th
Mike Bolton Jr. (4)	Northwestern	0	0	T-1st
Luke Gaffney (11)	Northwestern	0	1	T-3rd
Jo Stevens (5)	Northwestern	2	1	T-3rd
Connor Caskenette (9)	Northwestern	0	0	T-5th
Jo Stevens (6)	Northwestern	0	1	T-5th
Keenan Spence (8)	Northwestern	1	1	T-7th
Jo Stevens (7)	Northwestern	1	2	T-3rd
Connor Caskenette (10)	Northwestern	2	0	T-5th
Connor Caskenette (11)	Northwestern	1	0	T-7th
Keenan Spence (9)	Michigan	1	1	T-7th
Keenan Spence (10)	Michigan	0	1	T-9th
Connor Caskenette (13)	Michigan	0	1	T-4th
Mike Bolton Jr. (5)	Illinois	1	1	B-7th
Keenan Taylor (4)	Illinois	0	2	B-3rd
Keenan Spence (11)	Illinois	1	2	B-3rd
Thomas Green (3)	Illinois	0	2	B-3rd

2024 Purdue HR Total: 71 • 2024 HRs Allowed: 58

2024 HR at Alexander Field - Purdue: 38 • Opponents: 24

- PURDUE RECORD WHEN HE HOMERS -

PLAYER (CAREER HR)	2024	2023	2022	2021	CAREER
Connor Caskenette (19)	9-3	3-3	NA	NA	12-6
Luke Gaffney (12)	9-3	NA	NA	NA	9-3
Mike Bolton Jr. (11)	3-2	3-0	1-2	—	7-4
Keenan Spence (11)	7-3	NA	NA	NA	7-3
Jo Stevens (11)	7-1	1-1	NA	NA	8-2
Logan Sutter (8)	6-2	NA	NA	NA	6-2
Ty Gill (4)	2-1	—	1-0	NA	3-1
Keenan Taylor (4)	0-3	1-0	NA	NA	1-3
Thomas Green (3)	2-1	NA	NA	NA	2-1
Lukas Cook (2)	NA	1-1	NA	NA	1-1
Couper Cornblum (1)	—	1-0	NA	NA	1-0
Aaron Dolney (1)	1-0	NA	NA	NA	1-0
Camden Gasser (1)	0-1	NA	NA	NA	0-1
Breck Nowik (1)	1-0	NA	NA	NA	1-0

THE LAST TIME PURDUE

TEAM/PLAYER/PITCHER...

- **Had 7 at-bats** (7 - Ties Purdue record)
- 7 - Connor Caskenette - UIC (3/20/24)
- **Had 5 hits** (5 - Ties Purdue record)
- 5 - Evan Albrecht at Western Kentucky (3/8/20)
- **Had 4 walks**
- 4 - Connor Caskenette at Ohio State (3/31/24)
- **Reached base safely 6 times**
- 7 - Mike Bolton Jr. - Michigan State (4/14/24)
- **Stole 3 bases** (4 - Ties Purdue record)
- 3 - Camden Gasser - UAlbany (3/09/24)
- **Scored 5 runs** (5 - Ties Purdue record)
- 5 - David Blount at Morehead St. (2/27/11)
- **Had 7 RBI** (9 - Ties Purdue record)
- 7 - Connor Caskenette at Northwestern (4/28/24)
- **Hit 3 doubles** (4 - Ties Purdue record)
- 3 - Luke Gaffney vs Stony Brook (2/17/24)
- **Hit 2 triples** (2 - Ties Purdue record)
- 2 - Tyler Spillner - Chicago State (3/27/10)
- **Hit for the Cycle**
- Nate Sickler at Butler (4/11/01)
- **Hit 2 home runs**
- 2 - Keenan Spence (5/10/24)
- **Hit 3 home runs** (3 - Ties Purdue record)
- 3 - Dan Black vs Indiana (5/24/08)
- **Hit a grand slam**
- Logan Sutter - DePauw (5/1/24)
- **Hit an inside the park home run**
- Harry Shipley at Ball State (5/9/18)
- **Hit a pinch-hit home run**
- Mike Bolton Jr. vs Akron (3/4/23)
- **Hit a leadoff home run to begin a game**
- Mike Bolton Jr. at Northwestern (4/27/24)
- **Hit back-to-back home runs**
- Keenan Spence & Thomas Green - Illinois (5/18/24)
- **Homered in both games of a doubleheader**
- Cam Thompson - Illinois State (3/20/22)
- **Recorded 10 total bases**
- 10 - Paul Toetz vs Holy Cross (2/18/23)
- **Recorded a walk-off RBI**
- Ty Gill (on a Sac Fly) - Samford (3/16/24)
- **Recorded 10 strikeouts**
- 10 by Luke Wagner - UAlbany (3/9/24)
- **Pitched a complete game (& shutout)**
- Kyle Iwinski (7 Innings) - vs Akron (3/4/23)
- **Pitched a 9-inning complete game**
- Tanner Andrews vs Ohio State (5/23/18)
- **Pitched a 9-inning complete game shutout**
- Tanner Andrews at Southeast Missouri (3/31/17)
- **Pitched more than 9 innings**
- 10 2/3 by Robert Ramer - Iowa (5/16/13)
- **Shut out an opponent**
- Won 4-0 at Michigan (5/10/24)
- **Played an extra-innings game**
- Won 5-3 in 10 at Rutgers (4/05/24)
- **Played in consecutive extra-innings games**
- Won vs Longwood, 6-5 & 6-5 (3/5-6/22)
- **Swept a doubleheader vs. single team**
- Won 6-1 & 13-12 - Samford (3/16/24)
- **Swept a doubleheader vs. 2 different teams**
- Won 8-3 vs Michigan St. & 6-4 at Illinois (4/18/21)
- **Swept a 3-game weekend series**
- at Northwestern - G1 at Wrigley Field (4/26-28/24)
- **Swept a 4-game weekend series**
- vs UAlbany at Alexander Field (3/09-10/24)
- **Scored 20 runs** (Purdue record, 37)
- 21 - Michigan State (4/14/24)
- **Recorded 20 hits** (Purdue record, 30)
- 21 - Michigan State (4/14/24)
- **Recorded 20 RBI** (Purdue record, 27)
- 21 - Michigan State (4/14/24)
- **Hit 7 doubles** (Purdue record, 10)
- 8 at Morehead State (2/27/11)
- **Hit 3 triples** (Purdue record, 4)
- 3 - UAlbany (3/10/24)
- **Hit 3 home runs** (Purdue record, 6)
- 4 at UIC (5/7/24)
- **Hit 3 home runs in an inning**
- 3 - Illinois, Bottom 3rd (5/18/24)
- **Stole 6 bases** (Purdue record, 10)
- 6 - UAlbany (3/09/24)
- **Struck out 12 batters** (Purdue record, 19)
- 15 - UIC (3/20/24)
- **Turned 4 double plays** (Purdue record, 5)
- 4 - UAlbany (3/9/24)
- **Purdue scored 10+ runs in an inning**
- 11 - DePauw in 3rd Inning (5/1/24)
- **Purdue batter did not strikeout**
- at Illinois (5/12/19)

- CAREER-HIGH GAMES AT PURDUE -

PLAYER	HITS (MINIMUM 3)		OPPONENT & DATE
	TOTAL	ON	
Mike Bolton Jr.	4	4	Rutgers (4/29/23)
Luke Gaffney	4	4	on Two Occasions
Thomas Green	4	4	Most Recently: at Northwestern (4/26/24)
Connor Caskenette	3	3	Michigan State (4/14/24)
Couper Cornblum	3	3	on Five Occasions
Aaron Dolney	3	3	Most Recently: at Northwestern (4/28/24)
Camden Gasser	3	3	on Eight Occasions
Ty Gill	3	3	Most Recently: UIC (3/20/24)
Camden Melvin	3	3	vs George Mason (2/24/24)
Keenan Spence	3	3	on Two Occasions
Jo Stevens	3	3	Most Recently: Evansville (4/24/24)
Logan Sutter	3	3	on Three Occasions
Keenan Taylor	3	3	Most Recently: UIC (3/20/24)
	3	3	vs Akron (3/5/23)
	3	3	on Three Occasions
	3	3	Most Recently: Michigan (5/10/24)
	3	3	on Three Occasions
	3	3	Most Recently: at Northwestern (4/27/24)
	3	3	on Two Occasions
	3	3	Most Recently: East Tennessee St. (4/20/24)
	3	3	on Two Occasions
	3	3	Most Recently: Illinois (5/18/24)

PLAYER	RBI (MINIMUM 3)		OPPONENT & DATE
	TOTAL	ON	
Connor Caskenette	7	7	on Two Occasions
Luke Gaffney	5	5	Most Recently: at Northwestern (4/28/24)
Mike Bolton Jr.	5	5	Most Recently: Michigan State (4/14/24)
Jo Stevens	4	4	East Tennessee St. (4/20/24)
Logan Sutter	4	4	on Two Occasions
Keenan Taylor	4	4	Most Recently: at Northwestern (4/27/24)
Couper Cornblum	3	3	on Two Occasions
Camden Gasser	3	3	Most Recently: DePauw (5/01/24)
Ty Gill	3	3	Michigan State (4/14/24)
Breck Nowik	3	3	on Four Occasions
Keenan Spence	3	3	Most Recently: UAlbany (3/10/24)
	3	3	on Two Occasions
	3	3	Most Recently: Samford (3/17/24)
	3	3	on Two Occasions
	3	3	Most Recently: Northern Illinois (3/13/24)
	3	3	Michigan State (4/14/24)
	3	3	on Five Occasions
	3	3	Most Recently: at Michigan (5/10/24)

PLAYER	INNINGS PITCHED (MINIMUM 3)		OPPONENT & DATE
	TOTAL	ON	
Kyle Iwinski	8	8	Penn State (4/15/23)
Jordan Morles	7 2/3	7 2/3	on Two Occasions
Luke Wagner	7	7	Most Recently: at Michigan (5/10/24)
Jonathan Blackwell	6 1/3	6 1/3	Michigan State (4/14/24)
CJ Backer	5 1/3	5 1/3	Most Recently: UIC (3/21/23)
Carter Doorn	5 1/3	5 1/3	at Ohio State (3/31/24)
Aaron Suval	5	5	at Indiana (5/14/23)
Cole Van Assen	5	5	Ball State (4/16/24)
Davis Pratt	4 2/3	4 2/3	at Minnesota (4/09/23)
Jackson Dannelley	3 2/3	3 2/3	vs Stony Brook (2/16/24)
Cal Lambert	3 1/3	3 1/3	on Two Occasions
Griffin Lohman	3 1/3	3 1/3	Most Recently: at UIC (5/01/23)
Avery Cook	3	3	Michigan (5/01/22)
	3	3	at UIC (5/07/24)

PLAYER	STRIKEOUTS (MINIMUM 3)		OPPONENT & DATE
	TOTAL	ON	
Luke Wagner	10	10	UAlbany (3/09/24)
Jonathan Blackwell	9	9	UAlbany (3/10/24)
CJ Backer	8	8	Michigan (4/29/22)
Jordan Morales	8	8	vs George Mason (2/23/24)
Kyle Iwinski	7	7	vs Akron (3/4/23)
Jackson Dannelley	5	5	Samford (3/16/24)
Carter Doorn	5	5	on Two Occasions
Cal Lambert	5	5	Most Recently: at Ohio State (3/31/24)
Davis Pratt	5	5	vs Holy Cross (2/18/23)
Aaron Suval	5	5	on Three Occasions
Cole Van Assen	5	5	Most Recently: at Ohio State (3/29/24)
	5	5	at Indiana (5/14/23)
	5	5	on Two Occasions
	5	5	-Most Recently: Evansville (4/24/24)
Avery Cook	4	4	on Two Occasions
	4	4	Most Recently: at UIC (5/7/24)
	4	4	vs Stony Brook (2/17/24)

- BIG-INNING BREAKDOWN (MIN. 4 RUNS) - PURDUE

RUNS	OPPONENT	INNING	DATE	WON GAME
11	DePauw	B-3rd	5/01/24	Yes, 15-0
10	Fullerton	T-1st	3/03/24	Yes, 11-3
10	George Mason	B-5th	2/25/24	Yes, 11-1
7	on 4 Occasions, Most Recently...			
	Ball State	B-3rd	4/16/24	Yes, 13-3
6	on 4 Occasions, Most Recently...			
	ETSU	B-4th	4/20/24	Yes, 18-7
5	on 8 Occasions, Most Recently...			
	UIC	T-1st	5/07/24	Yes, 11-9
4	on 14 Occasions, Most Recently...			
	Illinois	B-3rd	5/18/24	No

Purdue Big Innings in 2024: 33

OPPONENTS

RUNS	OPPONENT	INNING	DATE	LOST GAME
8	Illinois	T-6th	5/18/24	Yes, 18-19
8	Samford	T-5th	3/16/24	No
7	Illinois	T-7th	5/17/24	Yes, 9-4
7	ETSU	T-4th	4/21/24	Yes, 12-2
6	on Three Occasions, Most Recently...			
	Indiana	T-7th	5/04/24	Yes, 10-2
5	Samford	T-7th	3/17/24	Yes, 11-10
4	on 14 Occasions, Most Recently...			
	Illinois	T-1st	5/18/24	Yes, 18-10

Opponent Big Innings in 2024: 22

PURDUE'S CLASS OF 2024

CAREER RECAPS FOR SENIORS & GRAD STUDENTS



#32 CJ BACKER
STARTING PITCHER
NEWBURGH, IND.

- 3-year letterwinner has pitched 42 career games, making 12 starts.
- Finished the 2022 season and opened the following campaign in the weekend rotation.
- Returned to the mound this season after an injury in mid-April ended his 2023 campaign.
- Closed out the April 26 vs. Northwestern at Wrigley Field this season.
- Started the 2022 Big Ten Tournament game vs. Iowa.
- Started the opening game of five Big Ten series in 2022, including the final four weekends.
- In 2022, became the first Boilermaker since March 2017 to start consecutive games on the mound (game 3 vs. Indiana, game 1 at Penn State).
- Registered 56 strikeouts in 54 2/3 innings to help Purdue set team records for strikeouts and Ks per nine innings in 2022.

ings to help Purdue set team records for strikeouts and Ks per nine innings in 2022.

- Impressed at Alexander Field in 2023, registering a 2.70 ERA and .192 B/AvG with 22 strikeouts vs. 14 hits allowed in 20 innings.
- Graduated this month with a degree in organizational leadership.

BACKER'S CAREER STATISTICS AT PURDUE

SEASON	W-L	APP	GS	SV	IP	H	R-ER	BB	K	ERA	B/AVG
2022	2-2	17	8	0	54.2	72	44-43	17	56	7.08	.317
2023	1-3	16	4	0	37	36	24-15	14	32	3.65	.252
2024	0-1	9	0	0	7.1	7	3-3	3	5	3.68	.250
CAREER	3-6	42	12	0	99	115	71-61	34	93	5.55	.289



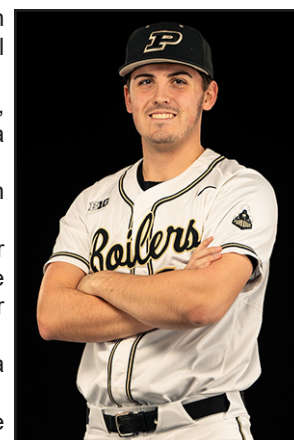
#1 MIKE BOLTON JR.
OUTFIELDER
CHICAGO, ILL.

- 5-year letterwinner and 4-year starter, originally joining the program in the fall of 2019.
- Third-Team All-Big Ten DH in 2021 and a three-year starter in the outfield.
- Batted leadoff in 137 of his 165 career starts.
- Broke the program stolen base record in April 2023, eclipsing a mark (70) that had stood since 1991.
- Only player in team history with 3 20-steal seasons and is on the cusp of 100 career stolen bases.
- Set a program record with 17 steals in Big Ten play in 2021, while matching Purdue's best perfect season (17-for-17) since 2001.
- Also ranks among Purdue's all-time leaders in hit by pitch (60, 2nd), triples (5th), walks (T-6th) and runs scored (T-6th) and on-base percentage (8th).

- Hit a pair of game-opening leadoff home runs this season, Purdue's first since 2017.
- Graduated this month with a degree in law & society.

BOLTON'S CAREER STATISTICS AT PURDUE

SEASON	GP-GS	AB	R	H	2B	3B	HR	RBI	BB	AVG	OBP	SB
2020	9-1	7	4	1	1	0	0	0	0	.143	.143	1-2
2021	34-20	78	18	21	4	1	0	3	13	.269	.452	17-17
2022	50-50	163	43	45	8	5	3	20	38	.276	.445	28-34
2023	48-47	153	44	43	3	4	3	16	27	.281	.434	28-31
2024	51-47	170	51	44	10	1	5	23	32	.259	.430	23-27
CAREER	192-165	571	160	154	26	11	11	62	110	.270	.436	97-111



#18 JONATHAN BLACKWELL
STARTING PITCHER
CHARLESTON, W.VA.

- 2-year letterwinner, joining the program as a transfer after 3 seasons at Coastal Carolina.
- Part of the weekend rotation both years, making 23 of his 24 appearances as a starter (22 weekend starts).
- Surrendered more than three runs in only one of his nine starts this season.
- Worked 16 innings of four-run ball over his four Big Ten starts this season before an injury in mid-April sidelined him for about a month.
- Was Purdue's only pitcher to make a start in all 14 weekends of 2023.
- Teamed up with Khal Stephen and Kyle Iwinski to give Purdue the same rotation for every Big Ten weekend of 2023, a program first since 2009.
- Worked at least 5 innings in each of his first 9 starts and 12 of the 14 overall in 2023.
- Struck out a career-high 9 while not issuing a walk in his first start this season at Alexander Field.
- Started an NCAA Regional win for Coastal Carolina in 2022.
- Graduated this month with a degree in sociology, earning it in just 2 years at Purdue.

BLACKWELL'S CAREER STATISTICS AT PURDUE

SEASON	W-L	APP	GS	SV	IP	H	R-ER	BB	K	ERA	B/AVG
2023	5-6	14	14	0	72.1	85	55-50	22	58	6.22	.291
2024	2-2	10	9	0	36	37	20-20	12	32	5.00	.261
CAREER	7-8	24	23	0	108.1	122	75-70	34	90	5.82	.281

- Versatile and valuable member of the program in his lone season as a Boilermaker, seeing action at second and third base.
- Served as the pulse of the dugout while analyzing at-bats with teammates and charting pitcher tendencies.
- Reached base safely in 9 of his 18 plate appearances this season, with 2 of his 4 hits going for doubles.
- Connected for a pinch-hit single in his first Purdue at-bat.
- Started the midweek win vs. DePauw on the night Purdue set an Alexander Field attendance record.
- Doubled twice in the series sweep of Michigan State.
- Part of 2 NJCAA World Series teams (2021 & 2022) at McLennan College in Texas.
- Started 2 games at the 2022 NCJAA Division I World Series.
- In line to graduate in December 2024, earn his bachelor's degree in sociology after just 3 semesters at Purdue.



#42 CHASE BROWN
INFILDER
AUSTIN, TEXAS

BROWN'S CAREER STATISTICS AT PURDUE

SEASON	GP-GS	AB	R	H	2B	3B	HR	RBI	BB	AVG	OBP	SB
2024	16-1	13	2	4	2	0	0	4	4	.308	.500	1-1

PURDUE'S CLASS OF 2024

CAREER RECAPS FOR SENIORS & GRAD STUDENTS



#35 CONNOR CASKENETTE
CATCHER
DUNCAN, B.C.

- 2-year starter at catcher, making 84 of his 89 career starts behind the plate.
- Started every Big Ten game behind the plate this season after making 17 consecutive starts in Big Ten play at catcher last year.
- 2024 Buster Posey Award Watch List.
- Recognized as the team's Defensive Player of the Year in 2023.
- His 13 home runs have matched the most by a Boilermaker in the BBCOR bat era (2011-present)
- His 69 RBI this year are fourth best in program history and the most by a Boilermaker since 2008.
- Only Boilermaker since 2001 with two 7-RBI games in a season.
- Posted an 18-game hit streak in 2023, Purdue's longest since 2011; had a 16-game on-base streak in Big Ten play this year.

- Hit a go-ahead, 3-run homer in the ninth inning of the game 2 win at Rutgers, Purdue's first on the road in a game it trailed since 2014.
- Had 15 RBI in three games from April 28-May 3, winning Big Ten Player of the Week along the way.
- 2-time Academic All-Big Ten honoree has compiled a 3.38 GPA and is in line to graduate in August with a degree in sociology.

CASKENETTE'S CAREER STATISTICS AT PURDUE

SEASON	GP-GS	AB	R	H	2B	3B	HR	RBI	BB	AVG	OBP	SB
2023	44-40	147	21	41	10	0	6	35	10	.279	.355	2-3
2024	53-49	181	50	57	11	0	13	69	22	.315	.433	2-3
CAREER	97-89	328	71	98	21	0	19	104	32	.299	.400	4-6



#20 COUPER CORNBLOM
OUTFIELDER
WOODWAY, TEXAS

- 2-year starter is the only Boilermaker to start every game since the beginning of the 2023 season.
- Started 92 consecutive games in center field and 108 total, batting first or second in the lineup 75 times.
- Connected for a triple in 3 consecutive games during the 13-game March home-stand this season.
- Ranked third in the Big Ten with 26 stolen bases in 2023, moving into seventh place on the program's single-season list.
- Recognized as the team's 2023 Offensive Player of the Year, leading the team with 44 runs scored while ranking second with 61 hits and 26 steals
- Teamed up with Mike Bolton Jr. for a combined 54 steals in 2023, the second most by teammates in program history.
- Ended the 2023 season riding a 13-

- game hit streak at Alexander Field and 20-game on-base streak in all games.
- Also had a 13-game hit streak in all games in 2013 and is currently riding a 10-game hit streak.
- 2-time Academic All-Big Ten honoree graduated with a 3.71 GPA and degree in sociology, earning it in just 2 years at Purdue.


CORNBLOM'S CAREER STATISTICS AT PURDUE

SEASON	GP-GS	AB	R	H	2B	3B	HR	RBI	BB	AVG	OBP	SB
2023	53-53	197	44	61	10	1	1	31	20	.310	.385	26-29
2024	55-55	217	42	57	9	3	0	25	22	.263	.339	8-15
CAREER	108-108	414	86	118	19	4	1	56	42	.285	.361	34-44

- 3-year letwinner shares longest-tenured status among the pitching staff with Griffin Lohman, joining the program in the fall of 2020.
- Likely to return to the program for his final season of eligibility in 2025.
- Served as a closer for the Boilermakers in 2021 and 2024.
- Returned from Tommy John Surgery that sidelined him during the 2021-22 school year.
- Converted to sidearm this year and it has revitalized his career – he leads the team in appearances this season and pitched in 12 of the 24 Big Ten games.
- Made multiple appearances in each of the last 5 weekends, serving as the first man out of the bullpen in the April 26 win at Wrigley Field and closing out the May 10 shutout win at Michigan.
- Pitched in 3 consecutive games twice this season.
- Earned saves vs. Iowa and Illinois in 2021.
- 4-time Academic All-Big Ten honoree graduated this month with a 3.20 GPA and a degree in organizational leadership.

COOK'S CAREER STATISTICS AT PURDUE

SEASON	W-L	APP	GS	SV	IP	H	R-ER	BB	K	ERA	B/AVG
2021	0-0	9	0	2	8	4	2-2	2	8	2.25	.148
2022	– Redshirted –										
2023	0-0	9	0	0	8	13	12-8	9	10	9.00	.351
2024	2-2	25	0	3	37.2	29	25-22	23	38	5.26	.206
CAREER	2-2	43	0	5	53.2	46	39-32	34	56	5.37	.224



#43 AVERY COOK
RELIEF PITCHER
UTICA, N.Y.

- 2-year letterwinner as one of the team's key high-leverage relievers.
- Pitched in a team-high 25 games in 2023 and appeared in 16 games this season despite missing 18 days with a finger injury.
- All 5 of his saves this season have been in outings of at least 9 outs.
- Recipient of the team's Mr. Boilermaker Award in 2023, recognizing his positive attitude.
- His 7.25 hits per 9 innings mark would rank sixth in team history with 3 more innings of work to qualify (minimum 75 IP).
- Led the team in strikeouts per nine innings both years – 9.38 in 2023, 9.09 in 2024 – for a 9.25 mark for his career.
- Closed out shutout wins vs. Stony Brook and Southeastern Louisiana over the first 3 weekends of the 2024 season.
- Did not give up a run in 6 of his first 7 outings this season.
- Closed out the series-opening win at Maryland in 2023 as Purdue became the first visiting Big Ten team to win on a Friday in College Park since 2019.
- 2-year Academic All-Big Ten honoree graduated this month with a 3.40 GPA and degree in selling & sales management, earning it in just 2 years at Purdue.



#19 JACKSON DANNELLEY
RELIEF PITCHER
COLMESNEIL, TEXAS

DANNELLEY'S CAREER STATISTICS AT PURDUE

SEASON	W-L	APP	GS	SV	IP	H	R-ER	BB	K	ERA	B/AVG
2023	2-4	25	0	3	39.1	35	30-27	13	41	6.18	.243
2024	0-3	16	0	5	33.2	24	23-23	17	33	6.15	.203
CAREER	2-7	41	0	8	73	59	53-50	30	74	6.16	.225

PURDUE'S CLASS OF 2024

CAREER RECAPS FOR SENIORS & GRAD STUDENTS



#40 AARON DOLNEY
CATCHER
PLYMOUTH, MICH.

- Joined the Boilermakers this season as a graduate transfer from Eastern Michigan.
- Played in 28 games this season, making 8 starts.
- Reached base safely 5 times Feb. 24 vs. George Mason.
- Doubled and homered in the walk-off win vs. Samford.
- Started the shutout win vs. Southeastern Louisiana behind the plate.
- Hit 10 homers with 38 RBI and 13 stolen bases in 2023 at EMU, throwing out 21 base stealers.
- Batted .344 with 12 doubles and 7 homers in 2022 at EMU.
- Ranked among the Top 10 in the Mid-American Conference in batting average and slugging percentage in 2022.
- Played at Nebraska in 2020 and Hillsborough College in Florida in 2021.

- Graduated this month with a graduate certificate in communication & leadership, compiling a 3.15 GPA as a grad student.
- Academic All-Big Ten and Academic All-MAC at EMU.

DOLNEY'S CAREER STATISTICS AT PURDUE

SEASON	GP-GS	AB	R	H	2B	3B	HR	RBI	BB	AVG	OBP	SB
2024	28-8	43	5	10	3	0	1	6	7	.232	.346	0-0



#5 THOMAS GREEN
INFILDER
COURTENAY, B.C.

- Joined the Boilermakers this season as a graduate transfer from Oakland University.
- Opening Day starter at shortstop has made a team-high 27 starts at second base and 5 at shortstop.
- Hit a 2-run homer to seal the May 7 road win at UIC.
- Homered Saturday and went 4-for-4 Sunday in Purdue's sweep of Michigan State.
- Also started all 3 games of East Carolina's tournament and the ETSU series.
- Batting .306 with 11 RBI in Big Ten play while seeing action in 20 of the 23 games (14 starts).
- 2-year starting shortstop at Oakland, starting all 60 games in 2023.
- Helped Oakland reach the final day of the Horizon League Tournament both years.

- Connected for 10 doubles and 10 home runs while also stealing 10 bases in 2023
- Already owns a bachelor's degree from Oakland and now in line to earn a bachelor's in American studies from Purdue in August, compiling a 3.59 GPA in West Lafayette.
- Academic All-Big Ten & Horizon League All-Academic Team.

GREEN'S CAREER STATISTICS AT PURDUE

SEASON	GP-GS	AB	R	H	2B	3B	HR	RBI	BB	AVG	OBP	SB
2024	45-32	109	14	26	5	1	2	21	8	.239	.306	5-6



#6 WESTON GINGERICH
OUTFIELDER
CARMEL, IND.

- 3-year letterwinner has been part of the program since the fall of 2020.
- Played in a team-high 35 games off the bench this season, serving as Purdue's primary defensive replacement for the second year in a row.
- Plus-runner and defender in the outfield.
- Connected for a double as a pinch hitter in the 2023 season-opening win, his first at-bat as a Boilermaker.
- As the right fielder, caught the final 2 outs of the series-opening win at Maryland as Purdue became the first visiting team to win on a Friday in College Park since May 2019.
- 5-for-15 with a .444 on-base percentage this year in his finest season at the plate.
- Saw action in 14 of the 24 Big Ten games this season.

- 3-time Academic All-Big Ten honoree graduated this month in the traditional 4-year window with a 3.53 GPA and a degree in selling & sales management.

GINGERICH'S CAREER STATISTICS AT PURDUE

SEASON	GP-GS	AB	R	H	2B	3B	HR	RBI	BB	AVG	OBP	SB
2021												
2022	1-0	0	0	0	0	0	0	0	0	—	—	0-0
2023	16-0	5	4	1	1	0	0	0	1	.200	.333	1-1
2024	34-0	15	1	5	1	0	0	1	2	.333	.444	0-0
CAREER	52-0	20	5	6	2	0	0	1	3	.300	.417	1-1

- 2-year member of the weekend rotation, making 10 starts both seasons.
- Pitched his way into the rotation in 2023 and opened this year in the weekend rotation.
- Shutout Indiana over 6 innings in a memorable performance in the rubber game of the 2024 rivalry series.
- Shined at Alexander Field in 2023, registering a 2.06 ERA and .214 batting average against over 35 innings as Purdue's most effective weekend starter at home since 2016.
- Pitched into the seventh inning in all 5 of his home starts in 2023, posting a quality start in every outing while helping Purdue win 4 of the 5 games.
- Teamed up with Khal Stephen and Jonathan Blackwell to give Purdue the same rotation for every Big Ten weekend of 2023, a team first time since 2009.
- Struck out a career-high 8 in a 7-inning complete game 1-hit shutout in his first Purdue start, dominating Akron in Holly Springs, N.C.
- Earned National Player of the Week from Collegiate Baseball and Big Ten Pitcher of the Week honors for his gem in March 2023.
- Graduated this month with a degree in sociology, earning it in just 2 years at Purdue.



#29 KYLE IWINSKI
STARTING PITCHER
GRIFFITH, IND.

IWINSKI'S CAREER STATISTICS AT PURDUE

SEASON	W-L	APP	GS	SV	IP	H	R-ER	BB	K	ERA	B/AVG
2023	3-5	15	11	0	69.1	73	40-35	19	38	4.54	.271
2024	2-2	12	10	0	41.1	53	34-33	15	23	7.19	.317
CAREER	5-7	27	21	0	110.2	126	74-68	34	61	5.53	.289

PURDUE'S CLASS OF 2024

CAREER RECAPS FOR SENIORS & GRAD STUDENTS



#11 CAL LAMBERT
RELIEF PITCHER
PEORIA, ARIZ.

- 2-year letterwinner as the primary lefthander in the bullpen both seasons.
- Pitched in 19 games as the team's most-used lefty in 2023.
- Struck out the only batter he faced to end the top of the 10th inning in the 2023 rubber game vs. Northwestern, setting up Lukas Cook's walk-off homer moments later.
- Worked 3 innings of 1-hit relief to earn a save while closing out the game 3 win vs. Stony Brook during the opening weekend of this season; pitched in both games of that Saturday doubleheader.
- Punched out a season-high 5 over 3 1/3 innings in his Purdue debut in 2023.
- Best outing of the 2023 season was 3 hitless innings of relief, striking out 4, the midweek game vs. Miami (Ohio).
- Also gave Purdue 9 outs in the 2023 home win vs. Butler.

- Accounted for 4 outs of scoreless relief in Big Ten road games at Michigan State and Minnesota.
- Academic All-Big Ten honoree graduated this month with a 3.10 GPA and degree in selling & sales management, earning it in just 2 years at Purdue.

LAMBERT'S CAREER STATISTICS AT PURDUE

SEASON	W-L	APP	GS	SV	IP	H	R-ER	BB	K	ERA	B/AVG
2023	1-3	19	0	0	22.2	30	23-20	10	21	7.94	.319
2024	0-1	10	0	1	6.2	9	8-6	7	5	8.10	.310
CAREER	1-3	29	0	1	29.1	39	31-26	17	26	7.98	.317



#37 JORDAN MORALES
STARTIN PITCHER
SOUDERTON, PA.

- Joined the Boilermakers this season as a graduate transfer from Penn State.
- Only the second lefty this century to start for Purdue on Opening Day and the team's first pitcher since 2005 to start the opener of every weekend.
- Led the way in 2 series-opening shutout wins this season, including the first on Opening Day since 1991.
- Earned Big Ten Pitcher of the Week honors while leading Purdue to its first shutout win in Ann Arbor since 1993.
- First Boilermaker to win Big Ten Pitcher of the Week in the pivotal month of May since 2012.
- Helped the Boilers win 5 straight Big Ten series openers for the first time since 2012; his 7 victories are the most by a Purdue pitcher since 2018.
- Stats in Big Ten play: 8 GS, 50 2/3 IP, 16 BB, 44 K, 3.38 ERA, .249 B/Avg

- Led Purdue to its first season-opening shutout since 1991 and first shutout win at Michigan since 1993, earning Big Ten Pitcher of the Week for the latter.
- Posted a 3.64 ERA while pitching in a team-high 26 games at Penn State in 2022, ranking top 10 in the Big Ten in appearances.
- Earned his graduate certificate in communication & leadership this month, completing it with a 3.85 GPA.

MORALES' CAREER STATISTICS AT PURDUE

SEASON	W-L	APP	GS	SV	IP	H	R-ER	BB	K	ERA	B/AVG
2024	7-5	14	14	0	80.1	91	45-38	22	72	4.26	.284



#48 GRIFFIN LOHMAN
RELIEF PITCHER
FISHERS, IND.

- 3-year lettewinner shares longest-tenured status among the pitching staff with Avery Cook, joining the program in the fall of 2020.
- Has an opportunity to return to the program for his final season of eligibility in 2025.
- Returned to the mound this season after sitting out 2023 due to injury.
- Registered 25 strikeouts in 21 1/3 innings to help Purdue break team records for strikeouts and Ks per 9 innings in 2022.
- Struck out 4 over 2 innings of hitless relief, earning the save in the 2022 season-opening win.
- Impressed again in a quality midweek win at Charlotte in 2022, working 2 2/3 innings of scoreless relief while coming up just one out shy of closing out the victory.
- Delivered the biggest strikeout of the 2022 season at Alexander Field, closing out the wild 16-15 rubber game win vs. Indiana.
- 3-year Academic All-Big Ten honoree graduated this month with a 3.29 GPA and degree in supply chain and sales engineering technology, earning it in the traditional 4-year window.

LOHMAN'S CAREER STATISTICS AT PURDUE

SEASON	W-L	APP	GS	SV	IP	H	R-ER	BB	K	ERA	B/AVG
2021	0-0	1	0	0	1	4	4-4	0	2	36.00	.571
2022	0-0	19	0	2	21.1	23	16-16	21	25	6.75	.277
2023							— Redshirted —				
2024	0-0	8	0	0	8	9	5-3	4	8	3.38	.290
CAREER	0-0	28	0	2	30.1	36	25-23	25	35	6.82	.298

- 2-year letterwinner has been reliable righthander in the bullpen.
- Valuable long reliever pitched fewer than an inning in only 4 of his 40 appearances as a Boilermaker.
- Gave Purdue at least 5 outs 21 times and more than 2 innings on 16 occasions.
- Induced a team-high 8 ground ball double plays in his 42 1/3 innings in 2023.
- Struck out 5 over 3 1/3 innings in bullpen-saving quality outings vs. Samford and at Ohio State this season.
- Also impressed vs. ETSU with 3 innings of 1-hit relief.
- Did not allow a base runner over 2 2/3 innings of relief in the 2024 midweek win vs. Evansville.
- Pitched a season-high 4 2/3 innings at Minnesota in 2023, conceding just one earned run, after having to take the mound with two outs in the first inning.
- Impressed in game 2 at Maryland in 2023 with 3 scoreless innings of 1-hit relief.
- In line to graduate in August with a degree in economics, earning it in just 2 years at Purdue.



#8 DAVIS PRATT
RELIEF PITCHER
ALBUQUERQUE, N.M.

PRATT'S CAREER STATISTICS AT PURDUE

SEASON	W-L	APP	GS	SV	IP	H	R-ER	BB	K	ERA	B/AVG
2023	0-0	20	1	0	42.1	45	39-33	33	34	7.02	.278
2024	1-0	20	0	0	31.1	32	17-13	14	35	3.73	.260
CAREER	1-0	40	1	0	73.2	77	56-46	47	69	5.62	.270

PURDUE'S CLASS OF 2024

CAREER RECAPS FOR SENIORS & GRAD STUDENTS



#3 JO STEVENS
THIRD BASEMAN
MT. COLAH, AUSTRALIA

- 2-year starter at third base, starting all but 1 Big Ten game at third the last 2 seasons.
- Provided elite defense at the hot corner both years while also being Purdue's most improved hitter in 2024.
- Big improvements from 2023 to 2024 – batting average: +0.83, on-base: +.128, slugging: +.222.
- Posted a 12-game hit streak both years, plus a 12-game hit streak in Big Ten play this year.
- Also enjoyed a 26-game on-base streak this season.
- Went deep twice Saturday and 3 times total in the 2024 sweep at Northwestern.
- Drove in multiple runs in all 3 games of the sweeps of Michigan State and Northwestern.
- Reached base safely 5 times and scored

the game-winning run in the 2024 walk-off win vs. Samford.

- Went 23 consecutive games without committing an error from Feb. 25-April 5 this season.
- Academic All-Big Ten honoree graduated this month with a 3.15 GPA and degree in communications, completing it in just 2 years at Purdue.

STEVENS' CAREER STATISTICS AT PURDUE

SEASON	GP-GS	AB	R	H	2B	3B	HR	RBI	BB	AVG	OBP	SB
2023	53-49	166	29	37	7	1	2	27	13	.223	.307	3-3
2024	52-49	170	46	52	8	2	9	43	22	.306	.435	8-10
CAREER	104-97	337	74	87	15	3	11	68	34	.260	.370	11-13




#13 KEENAN TAYLOR
OUTFIELDER/DH
WESTFIELD, IND.

- 2-year letterwinner has made 25 of his 27 starts as a Boilermaker this season.
- Converted infielder earned playing time in the outfield this season.
- Made 2 diving catches in right field and reached base in all 3 of his plate appearances in the 2024 rubber game vs. rival Indiana.
- Had a .700 on-base percentage over 11 plate appearances in the Ohio State series, sparking the lineup over the final 2 games of the series.
- Homered in consecutive games of the ETSU series.
- Enjoyed a 4-RBI day as Purdue completed it sweep of Michigan State, starting all 3 games at DH.
- Doubled and homered in his first two at-bats as Boilermaker in the 2023 season-opening series vs. Holy Cross in Texas.

- Hit the first of Purdue's two pinch-hit home runs in 2023.
- Doubled in his first at-bat vs. Akron in 2023 but then suffered an injury on a collision at first in the next inning, sidelining him until Big Ten play.
- In line to graduate in August with a degree in communications, earning it in just 2 years at Purdue.

TAYLOR'S CAREER STATISTICS AT PURDUE

SEASON	GP-GS	AB	R	H	2B	3B	HR	RBI	BB	AVG	OBP	SB
2023	22-2	20	4	4	2	0	1	3	1	.200	.320	1-1
2024	43-25	91	16	24	11	0	3	25	12	.273	.396	2-2
CAREER	64-26	108	20	28	13	0	4	28	13	.259	.382	3-3




#27 AARON SUVAL
RELIEF PITCHER
AGOURA HILLS, CALIF.

- 2-year letterwinner as one of the team's key high-leverage relievers.
- Has an opportunity to return to the program for his final season of eligibility in 2025.
- Earned 3 victories and 5 saves as the team's primary closer in 2023, resuming that role for Big Ten play this season.
- Induced the most significant double play of the season, an inning-ending 4-6-3 twin killing with the bases loaded and the game tied in the ninth inning in the 10-inning win at Rutgers, setting the stage for Purdue's season-igniting sweep.
- Also earned a 3-inning save in the series finale at Rutgers.
- Recognized as the team's Newcomer of the Year in 2023.
- Became the first Boilermaker since May 2018 with 2 saves in 1 day as he closed out both games of the 2023 doubleheader sweep of Penn State, Purdue's first-ever Big Ten doubleheader sweep at Alexander Field.
- Struck out 6 of the 10 batters he faced over 2 1/3 scoreless innings to close out the game 2 win vs. Nebraska in 2023.
- Graduated this month with a degree in history, earning it in 2 years at Purdue.

SUVAL'S CAREER STATISTICS AT PURDUE

SEASON	W-L	APP	GS	SV	IP	H	R-ER	BB	K	ERA	B/AVG
2023	3-1	21	1	5	44.2	40	24-21	30	43	4.23	.241
2024	3-2	21	0	2	35.2	39	26-22	21	28	5.55	.281
CAREER	6-3	42	1	7	80.1	79	50-43	51	71	4.82	.259

- Season-long member of the weekend rotation after joining Purdue in the fall as a transfer from Georgia.
- Enjoyed a streak of 22 consecutive innings without allowing an earned run from Feb. 25 to March 16, the longest by a Boilermaker since 2018.
- First Boilermaker since 2018 to be the starting pitcher in 2 shutout wins; also the first Boilermaker since 2018 with 7 victories.
- Faced the minimum through 6 innings vs. Indiana, rolling through 18 up, 17 down and starting a 1-6-3 double play.
- Shined at Alexander Field all season, posting 5 quality starts while compiling a 3.07 ERA and .268 B/AvG in a team-high 41 innings.
- Posted the first 10-strikeout game by a Boilermaker since April 2022 in his Alexander Field debut, the game 2 victory vs. UAlbany.
- Pitched in 54 career games and made 17 starts at Georgia; served as a two-way player as a freshman, also seeing action in the outfield.
- Started games at the SEC Tournament and an NCAA Regional, including UGA's 2021 postseason win vs. LSU.
- In line to graduate in August with a degree in American Studies, earning it in just 1 year at Purdue.



#4 LUKE WAGNER
STARTING PITCHER
NEW CUMBERLAND, PA.

WAGNER'S CAREER STATISTICS AT PURDUE

SEASON	W-L	APP	GS	SV	IP	H	R-ER	BB	K	ERA	B/AVG
2024	7-1	14	14	0	71	88	41-39	20	52	4.94	.310

Postseason History: Big Ten Tournament

1981 / Ann Arbor, Mich. (Ray Fisher Stadium)

Purdue in 1981: 8-6-1 Big Ten (2nd, East Division)

5/16	PURDUE	3	0	2	0	0	0	0	2	2	-	9	13	1
	MINNESOTA	0	0	0	0	0	0	0	0	0	-	0	2	1
	Pitcher of Record: Bob Hallas (8-1) HR: Mike Ledna (5)													
5/17	MICHIGAN	1	3	0	0	0	0	0	0	3	-	7	13	4
	PURDUE	1	0	0	0	4	1	0	0	0	-	6	5	0
	Pitcher of Record: Bruce Alexander (5-6)													
5/17	MINNESOTA	0	4	0	1	1	1	0	1	0	-	8	11	0
	PURDUE	0	0	0	0	0	0	0	3	0	-	3	10	3
	Pitcher of Record: Steve Bradford (5-5)													

All-Tournament Team: Greg Beno (1B), Bob Hallas (P), Mike Ledna (2B)

1986 / Minneapolis, Minn. (Siebert Field)

Purdue in 1986: 9-7 Big Ten (2nd, East Division)

5/16	PURDUE	0	0	1	0	0	0	1	2	0	-	4	8	2
	MINNESOTA	0	9	0	1	0	3	0	3	X	-	16	18	2
	Pitcher of Record: Tom Mayer (6-6).													
5/17	WISCONSIN	0	2	1	0	3	5	2	0	1	-	14	16	1
	PURDUE	1	2	1	0	2	2	0	2	0	-	10	14	5
	Pitcher of Record: John Carrico (6-3) HR: Mike Hansen (5), Jose Rossy (5), Bob Shoulders 3 (11), Tom Kitchel (3)													

All-Tournament Team: Bob Shoulders (OF)

1987 / Ann Arbor, Mich. (Ray Fisher Stadium) – FINALIST

Purdue in 1987: 10-6 Big Ten (2nd, East Division)

5/15	PURDUE	1	0	0	0	0	5	0	3	0	-	9	17	1
	MINNESOTA	2	0	1	0	0	0	0	0	0	-	3	8	2
	Pitcher of Record: Pete Altenberger (8-0)													
5/16	PURDUE	0	0	0	0	1	0	0	1	2	-	4	7	0
	IOWA	0	0	0	0	0	0	0	0	0	-	0	5	0
	Pitcher of Record: Andy Swain (7-2)													
5/17	MICHIGAN	2	0	0	0	0	0	3	0	0	-	5	9	3
	PURDUE	1	0	0	0	0	1	0	0	0	-	2	6	0
	Pitcher of Record: Tom Mayer (4-3)													
5/19	MICHIGAN	0	0	1	0	0	0	1	0	2	-	4	11	0
	PURDUE	0	0	0	1	0	1	0	0	0	-	2	5	2
	Pitcher of Record: Lee Huntley (3-4) HR: Archi Cianfrocco (17)													

All-Tournament Team: Jeff Allison (OF), Archi Cianfrocco (SS), Bob Gerhard (2B), Brett Roach (DH), Andy Swain (P)

1993 / Battle Creek, Mich. (C.O. Brown Stadium)

Purdue in 1993: 16-12 Big Ten (3rd)

5/20	PURDUE	0	0	0	1	0	0	0	0	2	-	3	7	2
	MINNESOTA	0	0	6	0	0	2	0	0	X	-	8	10	1
	Pitcher of Record: Jeff Isom (10-3) HR: Alfredo Suarez (11)													
5/21	PURDUE	1	1	5	1	0	0	0	1	0	-	9	7	2
	INDIANA	1	0	0	0	0	0	0	0	10	-	11	9	3
	Pitcher of Record: Dan Zanolta (4-5)													

1995 / Columbus, Ohio (Trautman Field)

Purdue in 1995: 15-13 Big Ten (T-3rd)

5/19	PURDUE	0	0	0	0	1	0	2	0	0	-	3	7	0
	OHIO STATE	0	0	2	0	0	0	0	0	0	-	2	9	2
	Pitcher of Record: Mike Hedman (6-5) HR: Rick Galle (3)													
5/20	MINNESOTA	1	5	2	0	3	3	10	2	0	-	26	22	1
	PURDUE	0	1	0	0	0	0	1	0	1	-	3	9	3
	Pitcher of Record: Chris Bloomer (7-7) HR: Beau Baltzell (3), Rod Metzler (5)													
5/21	PURDUE	0	0	0	2	0	0	0	1	0	-	3	9	2
	OHIO STATE	0	0	0	0	6	2	0	0	X	-	8	10	0
	Pitcher of Record: Todd Jensen (6-5) HR: Shannon Stigleman (6)													

All-Tournament Team: Mike Hedman (P)

1997 / Ann Arbor, Mich. (Ray Fisher Stadium)

Purdue in 1997: 17-11 Big Ten (T-3rd)

5/15	PURDUE	0	1	0	0	1	0	0	0	0	-	2	12	1
	OHIO STATE	0	2	0	1	0	1	0	0	X	-	4	9	0
	Pitcher of Record: Mike Hedman (6-4)													
5/16	ILLINOIS	0	1	1	1	1	0	4	0	0	-	8	11	0
	PURDUE	0	0	0	1	0	0	0	2	0	-	3	5	1
	Pitcher of Record: Chris Bloomer (6-3)													

2000 / Minneapolis, Minn. (Siebert Field)

Purdue in 2000: 17-11 Big Ten (T-3rd)

5/17	ILLINOIS	2	0	0	0	0	0	0	0	0	4	-	6	11	0
	PURDUE	0	1	0	0	1	0	0	0	0	0	-	2	7	2
	Pitcher of Record: Ben Kaebisch (2-2)														
5/18	MINNESOTA	0	0	0	1	0	0	0	0	0	0	-	1	4	1
	PURDUE	0	0	0	0	0	0	3	3	X	-	6	10	2	
	Pitcher of Record: David Gassner (6-3)														
5/19	PURDUE	0	0	0	0	0	1	4	2	1	-	8	11	2	
	OHIO STATE	1	0	1	3	0	0	0	4	X	-	9	16	3	
	Pitcher of Record: Jeremy Ballard (7-3)														

All-Tournament Team: Dave Gassner (P), Nate Sickler (OF)

2001 / Columbus, Ohio (Bill Davis Stadium)

Purdue in 2001: 19-7 Big Ten (2nd)

5/17	ILLINOIS	0	0	1	2	1	1	3	0	1	-	9	12	1
	PURDUE	0	0	0	1	0	0	1	3	0	-	5	10	0
	Pitcher of Record: Ben Quick (7-5)													
5/17	PURDUE	0	1	0	0	0	0	1	0	0	-	2	7	2
	MICHIGAN	0	0	0	0	5	0	3	2	X	-	10	11	0
	Pitcher of Record: Chadd Blasko (6-6) HR: David Harrell (6)													

2004 / Minneapolis, Minn. (Siebert Field)

Purdue in 2004: 17-14 Big Ten (5th)

5/26	PURDUE	0	1	0	0	0	0	0	4	1	-	6	14	0
	MICHIGAN STATE	0	0	0	0	1	0	0	0	4	-	5	11	0
	Pitcher of Record: Scott Byrnes (4-5) HR: Andy Dahl (7)													
5/27	PURDUE	0	0	0	1	0	0	0	0	0	-	1	2	0
	MINNESOTA	0	0	0	0	3	0	0	3	X	-	6	9	1
	Pitcher of Record: Brian Karpel (5-5)													
5/28	OHIO STATE	4	1	0	0	0	0	0	1	0	-	6	11	0
	PURDUE	0	0	2	0	0	2	0	0	0	-	4	9	0
	Pitcher of Record: Chris Toneguzzi (5-4) HR: Ben Fritz (4)													

2005 / Champaign, Ill. (Illinois Field)

Purdue in 2005: 17-11 Big Ten (2nd)

5/26	OHIO STATE	0	0	3	0	0	0	0	2	1	-	6	14	1
	PURDUE	0	2	0	0	0	0	0	3	0	-	5	9	0
	Pitcher of Record: Trae Dauby (2-5)													
5/27	PURDUE	0	1	3	0	0	0	3	0	2	-	9	14	1
	MICHIGAN	0	0	1	0	0	0	2	4	0	-	7	13	2
	Pitcher of Record: Chris Toneguzzi (2-2) HR: Mitch Hilligoss (4), Mike Coles (5)													
5/27	ILLINOIS	0	1	1	1	0	0	0	0	0	-	3	10	1
	PURDUE	0	0	3	0	0	0	0	0	0	-	4	12	1
	Pitcher of Record: Jay Buente (3-2)													
5/28	PURDUE	0	0	0	2	4	0	1	0	0	-	7	9	1
	MINNESOTA	0	1	0	0	5	2	0	1	X	-	9	16	1
	Pitcher of Record: Trae Dauby (2-6) HR: Neal Gorka (7)													

All-Tournament Team: Mitch Hilligoss (SS), Eric Wolfe (1B)

Postseason History: Big Ten Tournament

2006 / Ann Arbor, Mich. (Ray Fisher Stadium)

Purdue in 2006: 15-17 Big Ten (T-5th)

5/24	PURDUE	0 0 0	1 0 0	0 0 0	0 0 0	-	1 9 0
	OHIO STATE	0 1 0	0 0 0	0 0 0	0 0 1	-	2 9 0
	Pitcher of Record: Trae Dauby (4-6)						
5/25	PURDUE	2 0 0	1 1 0	4 1 1	-	10 18 0	
	ILLINOIS	0 0 0	2 0 3	0 0 0	-	5 10 3	
	Pitcher of Record: Jay Buentel (6-4)			HR: Mitch Hilligoss (6)			
5/26	NORTHWESTERN	0 1 0	3 0 0	0 3 1	-	8 12 0	
	PURDUE	0 0 1	0 2 0	0 1 0	-	4 12 2	
	Pitcher of Record: Trae Dauby (4-7)						

2008 / Ann Arbor, Mich. (Ray Fisher Stadium) – FINALIST

Purdue in 2008: 21-10 Big Ten (2nd)

5/22	PENN STATE	0 1 3	0 0 0	0 1 1	-	6 9 1
	PURDUE	6 3 0	3 1 2	0 0 x	-	15 21 1
	Pitcher of Record: Matt Bischoff (6-3) HR: Dan Black 2 (15)					
5/23	PURDUE	0 1 0	0 0 0	0 0 0	-	1 5 2
	MICHIGAN	0 0 1	0 3 0	0 2 X	-	6 11 0
	Pitcher of Record: Kyle Cook (5-3)					
5/24	INDIANA	0 0 2	0 0 0	1 4 0	-	7 15 1
	PURDUE	0 3 1	1 2 1	2 1 X	-	11 13 1
	Pitcher of Record: Matt Jensen (4-3) HR: Dan Black 3 (18)					
5/24	MICHIGAN	0 0 0	0 1 1	1 0 0	-	3 9 1
	PURDUE	0 2 0	0 0 0	0 0 0	-	2 7 3
	Pitcher of Record: Andy Loomis (4-1)					

All-Tournament Team: Dan Black (3B), Jon Moore (OF)

2009 / Columbus, Ohio (Huntington Park)

Purdue in 2009: 11-12 Big Ten (6th)

5/20	PURDUE	0 0 0	0 0 0	0 1 0	-	1 7 4
	INDIANA	1 0 1	1 5 1	0 0 X	-	9 15 1
	Pitcher of Record: Matt Bischoff (4-5)					
5/21	PURDUE	1 1 2	1 2 1	0 1 3	-	12 15 2
	MICHIGAN STATE	0 2 0	0 2 2	0 1 2	-	9 14 1
	Pitcher of Record: Drew Wurdack (4-1) HR: Dan Black (15)					
5/22	MINNESOTA	1 0 0	3 2 1	3 2 0	-	12 17 1
	PURDUE	2 0 1	0 0 0	0 0 0	-	3 7 3
	Pitcher of Record: Matt Morgan (6-5) HR: John Cummins (1)					

2010 / Columbus, Ohio (Bill Davis Stadium)

Purdue in 2010: 12-12 Big Ten (T-5th)

Grade 11 2010-11 Big Ten (5/26)

5/26	PURDUE	2 0 1	0 1 0	0 0 0	-	4 11 2
	IOWA	0 0 0	0 4 3	0 0 X	-	7 8 1
	Pitcher of Record: Calvin Gunter (1-3)					
5/27	NORTHWESTERN	0 0 0	0 0 1	0 0 0	-	1 10 3
	PURDUE	0 4 0	0 3 0	2 2 X	-	11 15 0
	Pitcher of Record: Matt Bischoff (10-2)					
5/28	PURDUE	0 0 3	1 4 0	0 4 3	-	15 16 2
	INDIANA	0 0 1	2 0 1	1 0 0	-	5 12 1
	Pitcher of Record: Drew Wurdack (6-4) HR: Drew Madia (9)					
5/28	IOWA	7 0 0	0 0 0	0 1 0	-	8 9 0
	PURDUE	0 0 0	2 0 0	0 1 0	-	3 12 1
	Pitcher of Record: Matt Jansen (2-5)					

All-Tournament Team: Matt Bischoff (P), Drew Madia (DH)

2011 / Columbus, Ohio (Huntington Park)

Purdue in 2011: 14-10 Big Ten (3rd)

5/26	PENN STATE	2	0	0	0	0	0	0	0	-	2	6	2	
	PURDUE	0	0	0	1	3	0	0	3	X	-	7	7	0
	Pitcher of Record: Matt Morgan (6-2) HR: Tyler Spillner (4)													
5/27	PURDUE	0	0	1	0	0	0	0	0	0	-	1	6	1
	MICHIGAN STATE	2	4	0	1	0	0	0	0	X	-	7	13	0
	Pitcher of Record: Calvin Gunter (5-3) HR: Eric Charles (3)													
5/28	PURDUE	0	0	0	0	0	0	0	0	0	-	0	12	0
	MINNESOTA	0	0	0	0	0	0	1	0	X	-	1	8	1
	Pitcher of Record: Joe Haase (6-4)													

All-Tournament Team: Tyler Spillner (OF)

2012 / Columbus, Ohio (Huntington Park) – CHAMPION

Purdue in 2012: 17-7 Big Ten (1st)

5/24	OHIO STATE	1 0 0	0 0 2	0 0 1	-	4 7 2
	PURDUE	1 1 0	0 0 0	2 1 X	-	5 12 0
	Pitcher of Record: Joe Haase (10-1) HR: Kevin Plawecki (6)					
5/25	INDIANA	0 0 0	0 0 0	0 0 0	-	0 6 0
	PURDUE	0 0 0	0 2 0	0 1 X	-	3 8 0
	Pitcher of Record: Lance Breedlove (8-5)					
5/26	PURDUE	0 1 0	0 2 1	0 1 1	-	6 11 2
	INDIANA	0 0 0	0 2 2	0 1 0	-	5 8 2
	Pitcher of Record: Nick Wittgren (3-0) HR: Kevin Plawecki (7)					

All-Tournament Team: Most Outstanding Player – Kevin Plawecki (C)

Lance Breedlove (P), David Miller (SS), Cameron Perkins (3B), Barrett Serrato (OF)

2017 / Bloomington, Ind. (Bart Kaufman Field)

Purdue in 2017: 12-12 Big Ten (8th)

5/24	PURDUE	0 5 0	0 1 0	1 1 1	-	9 11 2
	NEBRASKA	4 0 2	2 3 0	0 4 x	-	15 13 1
	Pitcher of Record: Tanner Schumacher (1-5) HR: Evan Warden (4), Jacson McGowan (8)					
5/25	MARYLAND	0 2 0	0 0 0	0 3 0	-	5 5 3
	PURDUE	0 0 0	0 2 0	0 0 0	-	2 7 1
	Pitcher of Record: Dalton Parker (2-3)					

2018 / Omaha, Neb. (TD Ameritrade Park) – FINALIST

Purdue in 2018: 17-6 Big Ten (2nd)

5/23	OHIO STATE	2 0 0	0 0 0	0 0 0	-	2 6 1
	PURDUE	0 0 2	0 1 5	0 0 X	-	8 13 2
	Pitcher of Record: Tanner Andrews (7-4)					
5/24	MICHIGAN	0 0 0	0 0 3	0 0 0	-	4 9 0
	PURDUE	1 0 0	2 0 1	0 0 1	-	5 7 0
	Pitcher of Record: Dalton Parker (5-0)					
5/26	PURDUE	1 0 0	0 4 0	4 2 0	-	11 11 2
	ILLINOIS	3 0 1	0 1 0	0 0 0	-	5 4 3
	Pitcher of Record: Bo Hofstra (5-3)					
5/27	PURDUE	1 0 0	0 2 1	0 0 0	-	4 13 0
	MINNESOTA	0 1 1	0 1 2	0 1 X	-	6 11 0
	Pitcher of Record: Trevor Cheaney (1-2)					

All-Tournament Team: Tanner Andrews (P), Nick Dalesandro (C),

Skyler Hunter (OF), Jacson McGowan (1B), Harry Shipley (SS), Evan Warden (3B)

2022 / Omaha, Neb. (Charles Schwab Field)

Purdue in 2022: 9-12 Big Ten (7th)

5/26	PURDUE	0 3 0	0 0 0	0 0 0	-	3 12 0
	RUTGERS	1 2 0	0 0 0	5 2 x	-	10 12 0
	Pitcher of Record: Landon Weins (3-3) HR: Cam Thompson (13)					
5/27	IOWA	0 0 0	0 3 1	0 0 1	-	5 8 2
	PURDUE	0 1 0	0 1 2	0 0 0	-	4 8 0
	Pitcher of Record: Landon Weins (3-4) HR: Troy Viola (8)					

All-Time Series at the Big Ten Tournament

vs. Illinois: Tied 3-3

vs. Indiana: Purdue leads 4-2

vs. Iowa: Iowa leads 3-1

vs. Maryland: Maryland leads 1-0

vs. Michigan: Michigan leads 6-2

vs. Michigan State: Purdue leads 2-1

vs. Minnesota: Minnesota leads 9-3

vs. Nebraska: Nebraska leads 1-0

vs. Northwestern: Tied 1-1

vs. Ohio State: Ohio State leads 6-3

vs. Penn State: Purdue leads 2-0

vs. Rutgers: Rutgers leads 1-0

vs. Wisconsin: Wisconsin leads 1-0

NCAA Statistics

Purdue - 2023-24 Baseball Ranking Summary thru games 05/19/2024

Statistic	National Rank	Conference Rank	Value	National Leader	Value	Conference Leader	Value
Base on Balls (295 ranked)	59	3	276	Troy	362	Ohio St.	288
Batting Average (295 ranked)	89	8	0.291	Austin Peay	0.361	Rutgers	0.307
Double Plays (295 ranked)	6	2	54	Col. of Charleston	60	Michigan	59
Double Plays Per Game (295 ranked)	9	2	0.98	Col. of Charleston	1.18	Michigan	1.05
Doubles (295 ranked)	34	3	116	Austin Peay	152	Indiana	120
Doubles Per Game (295 ranked)	45	3	2.11	Columbia	2.98	Indiana	2.26
Earned Run Average (295 ranked)	64	2	5.06	Lamar University	3.50	Nebraska	4.37
Fielding Percentage (295 ranked)	64	6	0.975	Notre Dame	0.985	Northwestern	0.980
Hit Batters (295 ranked)	273	13	45	Saint Peter's	131	Iowa	93
Hit by Pitch (295 ranked)	13	1	109	UC Irvine	156	Purdue	109
Hits (295 ranked)	72	4	537	Austin Peay	715	Rutgers	571
Hits Allowed Per Nine Innings (295 ranked)	143	8	9.71	Arkansas	6.99	Iowa	8.03
Home Runs (295 ranked)	87	4	71	Austin Peay	144	Illinois	103
Home Runs Per Game (295 ranked)	101	6	1.29	Austin Peay	2.67	Illinois	2.06
On Base Percentage (295 ranked)	43	3	0.409	Austin Peay	0.458	Iowa	0.414
Runs (295 ranked)	28	1	449	Austin Peay	602	Purdue	449
Sacrifice Bunts (295 ranked)	41	3	33	Western Ky.	72	Rutgers	44
Sacrifice Flies (295 ranked)	166	7	21	Nicholls	46	Indiana	35
Scoring (295 ranked)	46	4	8.2	Austin Peay	11.1	Illinois	8.5
Shutouts (133 ranked)	10	1	5	Texas A&M	10	Purdue	5
Slugging Percentage (295 ranked)	76	4	0.483	Austin Peay	0.668	Illinois	0.536
Stolen Bases (295 ranked)	60	4	79	VMI	172	Nebraska	89
Stolen Bases Per Game (295 ranked)	79	4	1.44	Southern U.	3.16	Nebraska	1.68
Strikeout-to-Walk Ratio (295 ranked)	88	3	2.04	Arizona	3.42	Nebraska	2.91
Strikeouts Per Nine Innings (295 ranked)	221	9	7.6	Arkansas	12.1	Iowa	11.0
Triple Plays (1 ranked)			8 teams tied		1		
Triples (295 ranked)	70	4	13	Wofford	30	Ohio St.	19
Triples Per Game (295 ranked)	91	4	0.24	Wofford	0.58	Ohio St.	0.37
WHIP (295 ranked)	73	3	1.49	Lamar University	1.19	Nebraska	1.26
WL Pct (295 ranked)	80	4	0.600	Tennessee	0.821	Illinois	0.660
Walks Allowed Per Nine Innings (295 ranked)	30	2	3.72	Arizona	2.60	Nebraska	2.91

Statistic	Player	National Rank	Conference Rank	Value	National Leader	Value	Conference Leader	Value
Base on Balls (150 ranked)	Camden Gasser	16	1	51	Nick Kurtz, Wake Forest	71	Camden Gasser, Purdue	51
Base on Balls Per Game (150 ranked)	Camden Gasser	11	1	1.04	Nick Kurtz, Wake Forest	1.45	Camden Gasser, Purdue	1.04
Batting Average (250 ranked)	Luke Gaffney	99	8	0.368	Charlie Condon, Georgia	0.451	Joshua Kuroda-Grauer, Rutgers	0.428
Complete Games (45 ranked)					Mason Martinez, Grambling	5	9 players tied	1
Doubles (120 ranked)					Tyler MacGregor, Northeastern	29	Tyler Cerny, Indiana	21
Doubles Per Game (149 ranked)	Logan Sutter	117	7	0.34	Tyler MacGregor, Northeastern	0.55	Jake Perry, Minnesota	0.42
Earned Run Average (200 ranked)					Hagen Smith, Arkansas	1.52	Brett Sears, Nebraska	2.05
Games Started (16 ranked)	Jordan Morales Luke Wagner	16 16	1 1	14 14	Chase Hennessey, Utah Valley	26	12 players tied	14
Hit Batters (110 ranked)					Jacob Riordan, San Diego St.	26	Marcus Morgan, Iowa Dylan Vigue, Michigan	19 19
Hit By Pitch Per Game (150 ranked)	Mike Bolton Jr. Connor Caskenette Jo Stevens	46 79 91	3 5 6	0.37 0.34 0.33	JT Landwehr, Mount St. Mary's	0.70	Jackson Natili, Rutgers	0.51
Hit by Pitch (146 ranked)	Mike Bolton Jr. Connor Caskenette Jo Stevens	36 47 66	3 5 6	19 18 17	JT Landwehr, Mount St. Mary's	37	Jackson Natili, Rutgers	24
Hits (149 ranked)	Luke Gaffney	116	7	74	Joshua Kuroda-Grauer, Rutgers	95	Joshua Kuroda-Grauer, Rutgers	95
Hits Allowed Per Nine Innings (150 ranked)					Hagen Smith, Arkansas	4.09	Connor Foley, Indiana	4.76
Hits Per Game (148 ranked)	Luke Gaffney	102	8	1.45	Joshua Kuroda-Grauer, Rutgers	1.79	Joshua Kuroda-Grauer, Rutgers	1.79
Home Runs (142 ranked)					Charlie Condon, Georgia	35	Ryan Moerman, Illinois	18
Home Runs Per Game (150 ranked)					Charlie Condon, Georgia	0.66	Ryan Moerman, Illinois	0.38
On Base Percentage (149 ranked)	Camden Gasser	18	1	0.512	Travis Bazzana, Oregon St.	0.587	Camden Gasser, Purdue	0.512
Pitching Appearances (140 ranked)	Avery Cook	88	3	25	Ryan Mullan, LMU (CA)	35	Jack Young, Iowa	27
Runs (133 ranked)	Luke Gaffney	74	2	60	Lyle Miller-Green, Austin Peay	93	Devin Taylor, Indiana	61
Runs Batted In (146 ranked)	Connor Caskenette Luke Gaffney	23 50	1 2	69 63	Lyle Miller-Green, Austin Peay	93	Connor Caskenette, Purdue	69
Runs Batted In Per Game (150 ranked)	Connor Caskenette Luke Gaffney	31 54	1 2	1.30 1.24	Lyle Miller-Green, Austin Peay	1.72	Connor Caskenette, Purdue	1.30
Runs Per Game (149 ranked)	Luke Gaffney	66	1	1.18	Lyle Miller-Green, Austin Peay	1.72	Luke Gaffney, Purdue	1.18
Sacrifice Bunts (130 ranked)	Camden Gasser	13	2	11	Garrison Weiss, Prairie View	16	Riley Silva, Nebraska	15
Sacrifice Bunts Per Game (146 ranked)	Camden Gasser	16	2	0.22	Garrison Weiss, Prairie View	0.32	Riley Silva, Nebraska	0.29
Sacrifice Flies (98 ranked)					Matt King, UTSA	11	4 players tied	6
Saves (597 ranked)	Jackson Dannelley Avery Cook Aaron Suval Cal Lambert	114 230 349 597	4 13 19 37	5 3 2 1	Mason Burns, Western Ky. Ethan Bates, Louisiana Tech	15 15	Joe Glassey, Illinois	8
Slugging Percentage (250 ranked)	Luke Gaffney Logan Sutter	144 213	3 7	0.652 0.621	Charlie Condon, Georgia	1.063	Devin Taylor, Indiana	0.657
Stolen Bases (125 ranked)	Mike Bolton Jr. Camden Gasser	48 125	3 5	23 17	Justin Sierra, FDU	44	Riley Silva, Nebraska	31
Stolen Bases Per Game (149 ranked)	Mike Bolton Jr. Camden Gasser	55 139	3 6	0.45 0.35	Jackson Strong, Canisius	0.91	Riley Silva, Nebraska	0.60
Strikeout-to-Walk Ratio (150 ranked)	Jordan Morales	147	5	3.27	Kyle Roche, Richmond	32.00	Brett Sears, Nebraska	5.44
Strikeouts (143 ranked)					Chase Burns, Wake Forest	169	Brody Brecht, Iowa	118
Strikeouts Per Nine Innings (150 ranked)					Hagen Smith, Arkansas	17.53	Brody Brecht, Iowa	14.96
Total Bases (144 ranked)	Luke Gaffney	118	2	131	Charlie Condon, Georgia	219	Devin Taylor, Indiana	140
Toughest to Strike Out (149 ranked)					Jonathan Luders, Seton Hall	21.1	Camden Janik, Illinois	20.0
Triples (118 ranked)	Couper Cornblum Luke Gaffney Ty Gill	118 118 118	3 3 3	3 3 3	Ethan Conrad, Marist	13	Joseph Mershon, Ohio St. Raider Tello, Iowa	4 4
Triples Per Game (149 ranked)	Ty Gill	133	4	0.07	Ethan Conrad, Marist	0.25	Joseph Mershon, Ohio St.	0.08
Victories (119 ranked)	Luke Wagner Jordan Morales	61 61	3 3	7 7	Michael Ross, Samford Matthew Matthijs, North Carolina	12 12	Brett Sears, Nebraska Jacob Denner, Michigan	8 8
WHIP (150 ranked)					Ryan Gallagher, UC Santa Barbara	0.81	Brett Sears, Nebraska	0.83
Walks Allowed Per Nine Innings (149 ranked)	Jordan Morales	141	6	2.46	Kyle Roche, Richmond	0.24	Brett Sears, Nebraska	1.57

ACTIVE STREAKS

- Couper Cornblum – 12-game on-base streak; 10-game hit streak in all games; 10-game hit streak in Big Ten play; 108 consecutive games started (since start of 2023)
- Luke Gaffney – 8-game on-base streak; 7-game on-base streak in Big Ten play

STREAKS OF NOTE THIS SEASON

- Mike Bolton Jr. – 31-game on-base streak (March 20-May 12); 27-game on-base streak in Big Ten play (April 29, 2023-May 12, 2024); 14-game hit streak in Big Ten play (March 31-May 11)
- Luke Wagner – 22 consecutive innings without allowing an earned run (Feb. 25-March 16)
- Carter Doorn – 19 2/3 consecutive scoreless innings in Big Ten play (March 24-May 16)
- Jo Stevens – 26-game on-base streak (March 10-April 21); 12-game hit streak (March 26-April 16); 12-game hit streak in Big Ten play (March 29-April 28)
- Camden Gasser – 24-game on-base streak (Feb. 17-March 26); 12-game hit streak (March 2-17)
- Luke Gaffney – 17-game on-base streak (March 22-April 20); 10-game hit streak (Feb. 16-March 3)
- Logan Sutter – 17-game on-base streak (Feb. 16-March 13)
- Connor Caskenette – 16-game on-base streak in Big Ten play (March 24-May 5); 11-game hit streak in Big Ten play (April 6-May 5)
- Purdue: 11-game Big Ten win streak (March 31-May 3) – team record, longest in the league since 2018
- Purdue: 9-game road win streak (March 31-May 10) – team's longest since 2001

TOP 10 IN THE BIG TEN ENTERING THE TOURNAMENT

- Connor Caskenette – 1st in RBI (69)
- Camden Gasser – 1st in Walks (51), 1st in OBP (.512), 5th in Steals (17)
- Luke Gaffney – 2nd in RBI (63), 2nd in Total Bases (131), 2nd in Runs (60), 3rd in OPS (1.109), 3rd in Slugging (.652), T-3rd in Triples (3), T-7th in Hits (74), 8th in Batting Avg (.368),
- Jordan Morales – T-3rd in Wins (8), 5th in Innings (80 1/3), T-6th in Fewest Walks per 9 IP (2.5), T-8th in Strikeouts (72)
- Luke Wagner – T-3rd in Wins (8), T-6th in Fewest Walks per 9 IP (2.5)
- Mike Bolton Jr. – 3rd in Steals (23)
- Couper Cornblum – T-3rd in Triples (3), T-8th in At-Bats (217)
- Ty Gill – T-3rd in Triples (3)
- Jackson Dannelley – T-4th in Saves (5)
- Logan Sutter – 7th in Slugging (.621), 8th in OPS (1.073), T-9th in Doubles (16)
- Keenan Spence – 10th in Slugging (.604)

CAREER AT THE BIG TEN TOURNAMENT (from 2022)

- Jordan Morales (for Penn State): 4 2/3 IP, 2 H, 0 R, BB, 5 K (starter vs. Rutgers)
- CJ Backer: 4 1/3 IP, 5 H, 3 R, 0 BB, 3 K (starter vs. Iowa)
- Mike Bolton Jr.: 1-for-7, SB
- Griffin Lohman: 2/3 IP, 9 H, 2 R, 2 BB, K

TEAM RECORD WATCH		
Statistical Category	Purdue Season Record	Team Total as of May 20
Runs	454 in 1986	449 (2nd in Team History)
Runs Per Game	7.44 in 2022	8.16
RBI	397 in 1986	419 (Broke Record May 11)
Doubles	124 in 2008	116 (T-3rd in Team History)
Home Runs	73 in 1987	71 (2nd in Team History)
Walks	310 in 1981	276 (4th in Team History)
HBP	112 in 2022 (since 1981)	109
Total Bases	950 in 2010	892 (4th in Team History)
On-Base Pct.	.405 in 2009 (Since 1982)	.409
Slugging Pct.	.498 in 1987	.483

LUKE GAFFNEY FRESHMAN RECORD WATCH		
Statistical Category	Purdue Freshman Record Entering 2024	Gaffney's Total as of May 20
RBI	53 – Kevin Plawecki, 2010	63 (Broke Record April 20)
Run Scored	50 – Brett Roach, 1986	60 (Broke Record April 24)
Total Bases	119 – Perkins (2010)/Roach (1986)	131 (Broke Record April 27)
Home Runs	12 – Brett Roach, 1986	12 (Tied Record May 7)
Hits	74 – Cameron Perkins, 2010	74 (Tied Record May 18)
Doubles	17 – Cameron Perkins, 2010	15
Walks	33 – Brett Roach, 1986	28
Batting Average	.371 – Eric Charles, 2009	.368
On-Base Percentage	.461 – Eric Charles, 2009	.458
Slugging Percentage	.583 – Brett Roach, 1986	.652
Triples	5 – Eric Osborn, 2004	3
At-Bats	219 – Cameron Perkins, 2010	201

PURDUE'S SINGLE-SEASON LEADERBOARDS	
RBI 1.) Mike Biltimier, 74 – 1993 2.) Brett Roach, 73 – 1987 3.) Dan Black, 70 – 2008 4.) Connor Caskenette, 69 – 2024 5.) Luke Gaffney, 63 – 2024	RUNS SCORED 1.) Mitch Hilligoss, 62 – 2006 T-2.) Luke Gaffney, 60 – 2024 T-2.) Brandon Haveman, 60 – 2008 4.) Dave Scheitlin, 57 – 1990 5.) Stephen Talbott, 55 – 2011 6.) Kevin Plawecki, 54 – 2012 T-9.) Camden Gasser, 52 – 2024

1.000+ OPS SEASONS (Since 2001)					
Minimum 60 At-Bats					
Season	Boilermaker	OBP	SLUG	OPS	At-Bats
2009	Dan Black	.518	.667	1.185	174
2007	Ryne White	.521	.663	1.184	199
2008	Dan Black	.444	.675	1.119	194
2024	Luke Gaffney	.458	.652	1.110	201
2010	Payton Bieker	.468	.631	1.099	65
2001	Nate Sickler	.440	.651	1.091	195
2009	Brandon Haveman	.462	.616	1.078	185
2003	Daniel Underwood	.420	.658	1.078	199
2007	Jordan Comadena	.455	.620	1.075	100
2024	Logan Sutter	.452	.621	1.073	132
2006	Mitch Hilligoss	.453	.579	1.032	228
2022	Cam Thompson	.424	.607	1.031	178
2024	Connor Caskenette	.433	.591	1.024	181
2012	Kevin Plawecki	.445	.578	1.023	223
2008	Ryne White	.439	.576	1.015	210
2008	Jonathan Lilly	.480	.529	1.009	87
2010	Drew Madia	.454	.552	1.006	143
2024	Keenan Spence	.400	.604	1.004	144
2023	Paul Toetz	.425	.579	1.004	197
2021	Ben Nisle	.421	.580	1.001	157
2009	John Cummins	.465	.536	1.001	110

LONGEST WIN STREAKS IN BIG TEN PLAY (Since 2014)			
Season	Team	Win Streak	Final Big Ten Record/Finish
2015	Illinois	20	21-1, 1st
2024	Purdue	11	13-11, 6th
2018	Michigan	11	15-8, 3rd
2022	Rutgers	10	17-7, 2nd
2019	Michigan	10	16-7, 2nd
2014	Indiana	10	21-3, 1st
2021	Nebraska	9	31-12, 1st
2018	Purdue	9	17-6, 2nd

LEADERS DURING PURDUE'S 11-GAME BIG TEN WIN STREAK (March 31-May 3)

- Luke Gaffney – .500/.538/.833, 3 2B, 3 HR, 3 BB, 16 RBI, 13 R
- Mike Bolton Jr. – .485/.653/.697, 4 2B, HR, 9 BB, 7 HBP, 7 RBI, 17 R, 6 SB
- Connor Caskenette – .378/.462/.689, 2 2B, 4 HR, 6 BB, HBP, 20 RBI, 12 R
- Jo Stevens – .311/.380/.689, 3B, 5 HR, 3 BB, 2 HBP, 18 RBI, 10 R, Sac, SB
- Keenan Taylor – .296/.424/.407, 3 2B, 4 BB, 2 HBP, 5 RBI, 7 R, SB
- Thomas Green – .286/.355/.429, 2B, HR, 3 BB, 4 RBI, 5 R, 2 Sac, 2 SB
- Jordan Morales – 4 GS, 26 1/3 IP, 21 H, 6 R, 6 BB, 20 K, .214 B/Avg
- Carter Doorn – 3 App, 12 IP, 5 H, 0 R, BB, 9 K, .128 B/Avg
- Avery Cook – 6 App, 9 2/3 IP, 4 H, 2 ER, 3 BB, 12 K, .121 B/Avg
- Jonathan Blackwell – 3 GS, 12 IP, 6 H, 3 R, 5 BB, 8 K, .146 B/Avg

ROAD SWEEPS IN BIG TEN PLAY

Since 1981 – League Moved from 4 to 3-game weekend series beginning in 2009

- April 2024 at Northwestern – 9-3, 10-7, 11-3 (Led All 27 Innings; Game 1 at Wrigley Field)
- April 2024 at Rutgers – 5-3 (10), 8-6, 5-3
- April 2021 vs Michigan State/at Illinois – 2-1 (11), 8-3, 6-4, 20-6 (Pod Weekend in Champaign)
- April 2018 at Maryland – 7-1, 4-3 (10), 8-6
- March 2018 at Penn State – 3-2, 6-3, 9-0
- March 2013 at Penn State – 6-1, 5-4 (10), 7-5
- April 2012 at Northwestern – 7-0, 3-1, 8-4
- April 2001 at Northwestern – 4-2, 9-5, 20-11, 10-3
- March 2001 at Michigan State – 7-2, 5-4, 4-0 (1 game canceled)
- April 1993 at Michigan – 11-1, 8-3, 3-2, 14-0

PURDUE'S 3-GAME SWEEPS AT ALEXANDER FIELD (Since 2013)

- April 2024 vs. Michigan State – 7-2, 14-0, 21-1 (Never Trailed)
- March 2024 vs. UAlbany (4 Games) – 11-3, 6-1, 16-6, 12-1
- May 2018 vs. Michigan – 3-0, 6-3, 3-1
- May 2018 vs. Northwestern – 8-7, 9-5, 9-2
- April 2018 vs. Rutgers – 4-0, 9-4, 1-0 (Never Trailed)
- April 2017 vs. Illinois – 4-2, 4-1, 2-1 (Never Trailed)
- May 2013 vs. Southern Illinois – 6-4, 5-3, 10-5 (Never Trailed for Full Inning)

RECENT TRENDS IN THE INDIANA-PURDUE SERIES – PART 1 (Since 2007)

- Games Played in Bloomington: 24 – Indiana leads 19-5
- Games Played in West Lafayette: 20 – Purdue leads 14-6
- Neutral-Site Games: 5 – Purdue leads 4-1
- Games Played AWAY from Bloomington: 25 – Purdue leads 18-7
- Games Played AWAY from West Lafayette: 29 – Indiana leads 20-9
- All Games: 49 – Indiana leads 26-23

RECENT TRENDS IN THE INDIANA-PURDUE SERIES – PART 2 (Since 2013)

Alexander Field & Bart Kaufman Field both opened in 2013

- Games Played in Bloomington: 17 – Indiana leads 15-2
- Games Played in West Lafayette: 10 – Purdue leads 6-4
- Neutral-Site Games: None
- All Games: 27 – Indiana leads 18-9

PURDUE'S FASTEST TEAMS TO 30 WINS (By Date on the Calendar)				
Season	Date of 30th Win	Record After 30th	Final Record	Final Win Pct
2012	April 20	15-9	45-14	.763
1986	April 23	7-8	37-27	.578
2000	April 26	5-9	35-23	.603
1987	April 29	7-9	36-24-1	.598
1989	April 29	4-8	34-25	.576
1985	April 30	3-5	33-25	.569
2024	May 1	TBD	33-22 as of May 20	.600 as of May 20
2011	May 1	7-7	37-20	.649
1993	May 2	6-6	36-22	.621
1991	May 5	5-5	35-21	.625
2018	May 12	8-4	38-21	.644
2001	May 12	2-3	32-24	.571
1997	May 12	0-2	30-25	.545
1992	May 12	Last Game of Season	30-24	.556
1982	May 12	6-2	36-23	.610

FASTEST TO 50 RBI (Since 2001)			
Year	Boilermaker	Date of 50th RBI	Season Total
2024	Luke Gaffney	April 19	63 (as of May 20)
2024	Connor Caskenette	April 27	69 (as of May 20)
2008	Dan Black	May 10	70
2003	Daniel Underwood	May 11	57
2012	Cameron Perkins	May 12	61
2023	Paul Toetz	May 12	53
2001	Nate Sickler	May 12	54
2022	Cam Thompson	May 13	56
2011	Cameron Perkins	May 13	53

REACHED 40 RBI BEFORE MAY 1 (Since 2001)			
Year	Boilermaker	Date of 40th RBI	Season Total
2022	Cam Thompson	April 9	56
2024	Luke Gaffney	April 13	63 (as of May 20)
2024	Connor Caskenette	April 16	69 (as of May 20)
2012	Cameron Perkins	April 17	61
2023	Paul Toetz	April 18	53
2001	Nate Sickler	April 18	54
2008	Dan Black	April 19	70
2018	Jacson McGowan	April 24	59
2009	Dan Black	April 28	51
2017	Jacson McGowan	April 28	50
2001	Nick McIntyre	April 29	48

.700 OBP FOR A WEEKEND (Since 2012) <i>Minimum 10 Plate Appearances</i>							
Season	Boilermaker	Opponent	OBP	Plate App	Hits	Walks	HBP
2024	Keenan Spence	at Michigan	.714	14	7	3	0
2024	Camden Gasser	at Northwestern	.714	14	5	3	2
2024	Camden Gasser	ETSU	.800	10	3	5	0
2024	Mike Bolton Jr.	Michigan St.	.786	14	4	0	7
2024	Keenan Taylor	at Ohio St.	.700	10	4	1	2
2024	Mike Bolton Jr.	UAlbany	.722	18	9	4	0
2023	Evan Albrecht	vs Akron	.750	15	9	1	2
2022	CJ Valdez	vs Longwood	.769	13	5	5	0
2021	Ryan Howe	at Minnesota	.778	13	6	4	0
2021	Tyler Powers	at Minnesota	.909	11	5	5	0
2018	Tyler Powers	at Penn St.	.700	10	4	3	0
2016	Harry Shipley	at Indiana	.818	11	3	3	3
2015	Kyle Wood	at Oklahoma	.786	13	9	2	0
2015	Harry Shipley	Butler	.727	11	4	4	0
2013	Kyle Johnson	at Michigan	.714	14	5	5	0

HEROIC HOME RUNS <i>Game-Tying/Go-Ahead/Game-Winning Home Runs in the 9th Inning or Later (Since 2011)</i>					
Date	Boilermaker	Opponent (Inning)	HR Type	Score Entering AB	Final Score
4/06/2024	Connor Caskenette	at Rutgers (T-9th)	3-Run Go-Ahead	6-5 RU	W, 8-6
4/02/2023	Lukas Cook	Northwestern (B-10th)	Solo Walk-off	Tied 3-3	W, 4-3
3/06/2022	Cam Thompson	vs Longwood (B-11th)	Solo Walk-off	Tied 5-5	W, 6-5
3/27/2021	Mason Gavre	Rutgers (B-9th)	3-Run Walk-off	Tied 4-4	W, 7-4
5/09/2018	Harry Shipley	at Ball State (T-9th)	3-Run Game-Tying (ITP)	8-5 BSU	W, 10-8
4/21/2018	Jacson McGowan	at Maryland (T-11th)	Solo Go-Ahead	Tied 3-3	W, 4-3
4/21/2018	Jacson McGowan	at Maryland (T-9th)	Solo Game-Tying	3-2 UMD	W, 4-3 (11)
5/10/2014	Sean McHugh	at Minnesota (T-9th)	3-Run Go-Ahead	3-2 MINN	L, 6-5 (10)
5/15/2012	Sean McHugh	Indiana State (B-9th)	Solo Game-Tying (PH)	1-0 ISU	W, 2-1 (10)

DURING THE 11-GAME BIG TEN WIN STREAK

- Purdue did not trail for 78 consecutive innings (April 7-May 4)
- Purdue held the lead for 58 consecutive innings – end of a full inning (April 6-May 3)

Additionally...

- Purdue did not trail for 58 consecutive innings during its 6-game win streak – end of a full inning (April 24-May 3)
- Purdue held the lead for the first 48 innings of its 6-game win streak – end of a full inning (April 24-May 3)

9,617 FANS AT ALEXANDER THE FIRST WEEK OF MAY – 4 OF THE 6 BIGGEST CROWDS IN STADIUM HISTORY

- May 1 vs DePauw: 2,569 (reset stadium record)
- May 3 vs Indiana: 2,226
- May 4 vs Indiana: 2,619 (current stadium record)
- May 5 vs Indiana: 2,257

BOILERS ARE HOT

CLAIM 1ST PLACE IN BIG TEN

P 40-19^{aces} N

OUTSCORED OPPOSITION 20-2 OVER THE FIRST 3 INNINGS

0

BIG TEN LOSSES
IN APRIL

6

HOME RUNS SATURDAY
TO TIE A TEAM RECORD

10

CONSECUTIVE
BIG TEN WINS
(TIES TEAM RECORD)

63

CONSECUTIVE BIG TEN
INNINGS WITHOUT TRAILING

ENTERING MAY IN 1ST PLACE IN THE BIG TEN FOR 1ST TIME SINCE 2012

FLEW THE W

WON FRIDAY AT WRIGLEY FIELD, WITH 10 SINGLES
AND A QUALITY START FROM JORDAN MORALES

EVANSVILLE ACED

ENDED THE PURPLE ACES' 8-GAME WINNING STREAK
WEDNESDAY IN A 10-6 VICTORY AT ALEXANDER FIELD

STEVENS

3

◀ MULTIPLE HR GAMES
2ND 7-RBI GAME
IN 13 DAYS ▶

CASKENETTE

35

▶ BROKE FRESHMAN
RECORDS FOR TOTAL BASES
AND RUNS SCORED ▶

GAFFNEY

49

▶ HIT LEADOFF HR ON
1ST PITCH OF THE GAME ▶
BACK-TO-BACK WEEKENDS ▶

BOLTON JR.

1



BOILERS ARE HOT

— DECISIVE SWEEP AT ALEXANDER —

P

42-3



42 RUNS SCORED // +39 RUN DIFFERENTIAL // 3 RUNS ALLOWED

— ALL TEAM BESTS IN A 3-GAME BIG TEN SWEEP —

5

DOUBLE
PLAYS

10

INNINGS
WITH 3+ RUNS

19

CONSECUTIVE SCORELESS
INNINGS ON THE MOUND

24

TOTAL ZEROS FOR
PURDUE PITCHERS

TEAM
TOTALS


.402
BATTING AVG.

.514
ON-BASE PCT.

.652
SLUGGING PCT.

DID NOT TRAIL AT ANY POINT IN THE SERIES


7-GAME WIN STREAK AND
CONSECUTIVE SWEEPS **IN BIG PLAY**
3RD SHUTOUT WIN OF THE SEASON SATURDAY



BROOKS WALLACE AWARD

WATCH LIST

CAMDEN GASSER



 PURDUE BASEBALL



BUSTER POSEY AWARD

WATCH LIST

CONNOR CASKENETTE



 PURDUE BASEBALL



**BUSTER
POSEY
AWARD**

PURDUE GRAND SLAMS (Since 2010)					
Date	Boilermaker	Opponent	Location	Inning	Game Result
5/01/2024	Logan Sutter	DePauw	Alexander Field	B-3rd	W, 15-0
4/20/2024	Luke Gaffney	East Tennessee St.	Alexander Field	B-4th	W, 18-7
4/16/2024	Connor Caskenette	Ball State	Alexander Field	B-7th	W, 13-3
2/18/2024	Connor Caskenette	Stony Brook	Sugar Land, Texas	B-6th	W, 13-6
4/08/2023	Jake Jarvis	Minnesota	Minneapolis, Minn.	T-9th	W, 15-3
3/15/2023	Jake Jarvis	Northern Illinois	Alexander Field	B-7th	W, 14-5
3/04/2023	Jake Parr	Akron	Holly Springs, N.C.	B-3rd	W, 13-9
5/21/2021	Miles Simington	Minnesota	Minneapolis, Minn.	T-3rd	W, 12-5
5/20/2021	Jake Parr*	Minnesota	Minneapolis, Minn.	T-5th	W, 9-3
4/19/2021	Jeremy Schork*	Illinois	Champaign, Ill.	T-9th	W, 20-6
3/26/2021	Cam Thompson*	Rutgers	Alexander Field	B-9th	L, 7-5
2/15/2020	Miles Simington*	Hofstra	Sanford, Fla.	B-8th	W, 10-4
4/09/2017	Nick Dalesandro	Indiana	Alexander Field	B-9th	L, 14-9
3/23/2016	Kyle Wood	Louisville	Alexander Field	B-6th	L, 9-4
3/22/2016	Kyle Johnson	Ball State	Muncie, Ind.	T-2nd	L, 9-8
3/05/2016	Kyle Johnson	East Tennessee St.	Johnson City, Tenn.	T-7th	W, 19-6
3/20/2015	Jack Picchiotti	Rutgers	Alexander Field	B-7th	W, 9-5
3/15/2015	Ted Snidanko*	Northern Illinois	Westfield, Ind.	B-6th	W, 23-5
3/15/2013	Sean McHugh	Michigan	Ann Arbor, Mich.	T-6th	W, 12-9
4/27/2012	Barrett Serrato	Michigan State	Lambert Field	B-4th	W, 6-2
2/19/2012	Cameron Perkins	Notre Dame	St. Petersburg, Fla.	T-6th	W, 15-8
4/16/2010	Drew Madia	Penn State	Lambert Field	B-2nd	W, 18-7
4/06/2010	Dominick D'Agata*	Valparaiso	Lambert Field	B-7th	W, 14-5
*First Home Run as a Boilermaker					

BOILERMAKERS TO HIT MULTIPLE GRAND SLAMS (Since 2001)					
Dates	Boilermaker	Opponents	Locations	Innings	Game Results
4/16/10 5/14/09 4/01/09	Drew Madia	Penn State Illinois IPFW	Lambert Field Lambert Field Fort Wayne	B-2nd B-8th T-3rd	W, 18-7 W, 12-5 L, 22-19
4/19/08 4/06/08 5/19/07	Dan Black	at Ohio State at Iowa at Northwestern	Columbus Iowa City Evanston	T-3rd T-2nd T-5th	W, 8-0 W, 16-3 L, 9-6
4/02/03 5/15/02 4/21/01	Daniel Underwood	at Ball State Evansville at Illinois	Muncie Lambert Field Champaign	T-5th T-2nd T-3rd	L, 17-14 W, 6-2 W, 16-2
2/18/24 4/16/24	Connor Caskenette	vs Stony Brook Ball State	Sugar Land, TX Alexander Field	B-6th B-7th	W, 13-6 W, 13-3
4/08/23 3/15/23	Jake Jarvis	at Minnesota Northern Illinois	Minneapolis Alexander Field	T-9th B-7th	W, 15-3 W, 14-5
3/04/23 5/20/21	Jake Parr	vs Akron at Minnesota	Holly Springs, NC Minneapolis	B-1st T-5th	W, 13-0 W, 9-3
5/21/21 2/15/20	Miles Simington	at Minnesota vs Hofstra	Minneapolis Sanford, FL	T-3rd B-8th	W, 12-5 W, 10-4
3/22/16 3/05/16	Kyle Johnson	at Ball State at ETSU	Muncie Johnson City	T-2nd T-7th	L, 9-8 W, 19-6
4/16/06 4/14/06	Neal Gorka	at Indiana at Indiana	Bloomington Bloomington	T-2nd T-6th	W, 25-8 L, 8-4
2/25/05 5/26/04	Andy Dahl	at FAU vs Michigan State	Boca Raton Minneapolis	T-6th T-8th	L, 6-4 W, 6-5

MULTIPLE 5+ RBI GAMES IN A SEASON (Since 2001)			
Year	Boilermaker	5+ RBI Games	Game Scores
2024	Connor Caskenette	4/06 at Rutgers 4/16 vs Ball State (7) 4/28 at Northwestern (7) 5/03 vs Indiana	W, 8-6 W, 13-3 W, 11-3 W, 7-4
2024	Luke Gaffney	2/17 vs Stony Brook 4/14 vs Michigan State	W, 12-8 W, 21-1
2023	Jake Jarvis	2/19 vs Holy Cross (6) 4/08 at Minnesota	W, 12-2 W, 15-3
2023	Paul Toetz	2/18 vs Holy Cross (6) 3/04 vs Akron (6)	W, 14-4 W, 17-9
2022	Troy Viola	4/29 vs Michigan 5/13 at Northwestern	W, 18-4 W, 14-8
2022	CJ Valdez	4/19 at UIC 5/07 at Iowa	L, 9-6 W, 10-6
2016	Kyle Johnson	3/05 at ETSU (6) 3/22 at Ball State	W, 19-6 L, 9-8
2009	Dan Black	3/08 at Texas State 3/20 at Tenn-Martin 5/14 vs Illinois	L, 14-10 W, 11-7 (10) W, 12-5
2008	Dan Black	3/15 at Ohio (6) 4/19 at Ohio State (6) 5/16 at Illinois 5/22 vs Penn State (6) 5/24 vs Indiana	W, 9-4 W, 8-0 W, 14-4 W, 15-6 W, 11-7
2004	John Hunter	4/04 at Penn State 5/02 at Minnesota (9)	W, 18-2 W, 15-9
2003	Daniel Underwood	4/02 at Ball State (6) 5/11 at Indiana (6)	L, 17-14 W, 20-4

3+ CONSECUTIVE SERIES-OPENING WINS IN BIG TEN PLAY (Since 2000)				
Year	Consecutive G1 Wins	Opponents/Scores	Total G1 Wins	Final Big Ten Record, Finish
2024	5	at Rutgers – 5-3 (10) Michigan State – 7-2 at Northwestern – 9-3 Indiana – 7-4 at Michigan – 4-0	6	13-11, 6th
2023	3	at Michigan State – 5-4 Northwestern – 8-4 at Minnesota – 3-0	5	11-13, 9th
2018	3	at Maryland – 7-1 Rutgers – 4-0 Northwestern – 8-7	6	17-6, 2nd
2017	3	Indiana – 6-5 at Rutgers – 7-6 Illinois – 4-2	5	12-12, 8th
2012	8 (Every Series)	at Ohio State – 8-5 Penn State – 9-3 at Northwestern – 7-0 Illinois – 3-0 at Nebraska – 8-5 Michigan State – 6-2 Michigan – 4-0 at Iowa – 11-8	8	17-7, 1st
2011	4	Michigan – 8-0 at Penn State – 5-3 at Northwestern – 9-7 Indiana – 5-4 (12)	6	14-10, 3rd
2010	7	Minnesota – 3-2 (10) at Michigan – 8-5 Penn State – 18-7 Northwestern – 2-1 at Indiana – 12-10 Michigan State – 8-5 at Illinois – 8-2	7	12-12, T-4th
2008	6	Northwestern 3-0 at Iowa – 8-6 Penn State – 13-8 at Ohio State – 7-4 Minnesota – 6-2 at Indiana – 11-7	7	21-10, 2nd
2005	4	at Ohio State – 7-1 Northwestern – 4-3 Minnesota – 5-2 at Michigan – 7-3	5	17-11, 2nd
2002	4	at Illinois – 6-2 Northwestern – 1-0 Iowa – 4-2 at Ohio State – 7-5	4	13-19, 9th
2001	3	at Michigan State – 7-2 at Northwestern – 4-2 Penn State – 7-3	5	19-7, 2nd
2000	3	at Iowa – 5-4 Indiana – 6-5 at Illinois – 4-3	5	17-11, T-3rd

LONGEST HIT STREAKS SINCE 2001 (Single Season Only)	
ALL GAMES 20+ Games <ul style="list-style-type: none"> • Ryne White – 24 in 2007 • Cameron Perkins – 20 in 2011 • Brandon Haveman – 20 in 2009 15-19 Games <ul style="list-style-type: none"> • David Blomberg – 19 in 2001 • <i>Connor Caskenette – 18 in 2023</i> • Zac Fascia – 15 in 2019 • Eric Charles – 15 in 2011 14 Games <ul style="list-style-type: none"> • Skyler Hunter – 14 in 2019 • Eric Charles – 14 in 2009 • Jon Moore – 14 in 2008 • Ryne White – 14 in 2008 • Jordan Comadena – 14 in 2007 • John Hunter – 14 in 2007 • Nate Sickler – 14 in 2001 • Adam Fazio – 14 in 2002 13 Games <ul style="list-style-type: none"> • <i>Couper Cornblum – 13 in 2023</i> • Ben Nisle – 13 in 2021 • Skyler Hunter – 13 in 2008 • Ryan Bridges – 13 in 2010 • Brandon Haveman – 13 in 2008 • Ben Wolgamot – 13 in 2008 • Mitch Hilligoss – 13 in 2005 	BIG TEN PLAY 20+ Games <ul style="list-style-type: none"> • Ryne White – 24 in 2007 • Brandon Haveman – 21 in 2009 14-15 Games <ul style="list-style-type: none"> • Jake Parr – 15 in 2023 • Jon Moore – 15 in 2008 • Mike Bolton Jr. – 14 in 2024 • David Blomberg – 14 in 2001 13 Games <ul style="list-style-type: none"> • Ben Nisle – 13 in 2021 • Eric Charles – 13 in 2011 • Cameron Perkins – 13 in 2010 12 Games <ul style="list-style-type: none"> • Jo Stevens – 12 in 2024 • Evan Albrecht – 12 in 2022 • Harry Shipley – 12 in 2018 • Ryne White – 12 in 2008 • Brandon Haveman – 12 in 2008 • Ben Wolgamot – 12 in 2008 • Mike Coles – 12 in 2004 11 Games <ul style="list-style-type: none"> • Connor Caskenette – 11 in 2024 • Connor Caskenette – 11 in 2023 • Ryan Howe – 11 in 2019 • Skyler Hunter – 11 in 2018 • John Hunter – 11 in 2005

3 BOILERMAKERS WITH HIT STREAKS OF 10+ GAMES IN SAME SEASON (Since 2001)

- 2024: **Jo Stevens (12, March 26-April 16; 10, March 10-23)**, Camden Gasser (12, March 2-17), Couper Cornblum (May 3-Present), Luke Gaffney (10, Feb. 16-March 3)
- 2023: **Connor Caskenette (18)**, Couper Cornblum (13), Jo Stevens (12)
- 2019: Zac Fascia (15), Skyler Hunter (14), Cole McKenzie (11)
- 2018: Skyler Hunter (13), Nick Dalesandro (11), Ben Nisle (10), Alec Olund (10)
- 2011: Cameron Perkins (20), Eric Charles (15), Kevin Plawecki (11), Stephen Talbott (10), Tyler Spillner (10)
- 2010: Ryan Bridges (13), Barret Arthur (11), Jon Moore (11), Cameron Perkins (10), Eric Charles (10)
- 2009: Brandon Haveman (20), Eric Charles (14), Drew Madia (11)
- 2008: Jon Moore (14), Ryne White (14), Brandon Haveman (13), Ben Wolgamot (13)
- 2007: Ryne White (24), Jordan Comadena (14), John Cummins (10)
- 2005: John Hunter (14), Mitch Hilligoss (13), Andy Dahl (11)
- 2004: Mitch Hilligoss (12), Mike Coles (11), John Hunter (11)
- 2001: David Blomberg (19), Nate Sickler (14), Daniel Underwood (12), David Harrell (12), Nick McIntyre (10)

MULTIPLE 20-GAME ON-BASE STREAKS IN THEIR CAREER (Since 2001)

- 4 -- Brandon Haveman (2008-09)
- 3 -- Skyler Hunter (2017-21)
- 2 – **Mike Bolton Jr. (2020-24)**, Jordan Comadena (2005-08), Nick Dalesandro (2016-18), Evan Albrecht (2019-23)

LONGEST SEASON-OPENING ON-BASE STREAKS

Since 2001, Single Season Only

- Cameron Perkins – 50 in 2011
- Cam Thompson – 44 in 2022
- CJ Valdez – 34 in 2022
- Mitch Hilligoss – 27 in 2006
- **Camden Gasser – 24 in 2024**
- Brandon Haveman – 22 in 2009
- Mike Bolton Jr. – 20 in 2022

LONGEST ON-BASE STREAKS SINCE 2001 (Single Season Only)	
Longer Than 30 Games <ul style="list-style-type: none"> • Ryne White – 52 in 2007* • Cameron Perkins – 50 in 2011^ • Cam Thompson – 44 in 2022^ • David Blomberg – 39 in 2001 • CJ Valdez – 34 in 2022^ • Mike Bolton Jr. – 31 in 2024 26-29 Games <ul style="list-style-type: none"> • Curtis Washington Jr. – 29 in 2022 • Jon Moore – 28 in 2008 • Jordan Comadena – 28 in 2008 • Jake Parr – 27 in 2023* • Mitch Hilligoss – 27 in 2006^ • Jo Stevens – 26 in 2024 • Spencer Ingaldson – 26 in 2005 25 Games <ul style="list-style-type: none"> • <i>Connor Caskenette – 25 in 2023</i> • Evan Albrecht – 25 in 2022 • Kevin Plawecki – 25 in 2012 24 Games <ul style="list-style-type: none"> • Camden Gasser – 24 in 2024^ • Skyler Hunter – 24 in 2019 • Skyler Hunter – 24 in 2018 • Kyle Wood – 24 in 2014 • David Miller – 24 in 2011 • Eric Charles – 24 in 2009 	23 Games <ul style="list-style-type: none"> • Troy Viola – 23 in 2022 • Harry Shipley – 23 in 2018 • Brandon Haveman – 23 in 2008 22 Games <ul style="list-style-type: none"> • Cole McKenzie – 22 in 2019* • Nick Dalesandro – 22 in 2017 • Brandon Haveman – 22 in 2009^ • David Harrell – 22 in 2001 21 Games <ul style="list-style-type: none"> • Miles Simington – 21 in 2021 • Skyler Hunter – 21 in 2017 • Barrett Serrato – 21 in 2011 • Ben Wolgamot – 21 in 2008 • Nick McIntyre – 21 in 2003 20 Games <ul style="list-style-type: none"> • <i>Couper Cornblum – 20 in 2023*</i> • Evan Albrecht – 20 in 2023^ • <i>Mike Bolton Jr. – 20 in 2022^</i> • Nick Dalesandro – 20 in 2018 • Brandon Haveman – 20 in 2009* • Brandon Haveman – 20 in 2008* • Alex Jaffee – 20 in 2007 • Jordan Comadena – 20 in 2007^ • Mike Coles – 20 in 2004
* – Season-Ending Streak // ^ – Season-Opening Streak	

5 INNINGS OF SCORELESS RELIEF				
In Purdue's Alexander Field Era (2013-Present)				
Date	Pitcher	Full Line	Opponent	Game Result
3/31/2024	Carter Doorn	5.1 IP, 2 H, BB, 5 K	at Ohio State	W, 7-1
3/25/2022	Landon Weins	5.1 IP, 2 H, 0 BB, 2 K	Ohio State	W, 7-5
2/19/2022	Ricky Castro	5 IP, H, 2 BB, 5 K	vs South Dakota St.	W, 11-1
3/20/2019	Kyle Wade	6 IP, 4 H, R, 0 BB, 5 K	Bowling Green	W, 9-2
2/18/2017	Dalton Parker	5 IP, H, 2 BB, 2 K	at Texas State	W, 12-8
4/19/2016	Eddie De LaRiva	7 IP, 6 H, 0 R, 0 BB, 4 K	Ball State	W, 9-2
4/02/2016	Tanner Andrews	7 IP, 2 H, 0 R, 3 BB, 4 K	at Penn State	L, 7-6
3/19/2016	Matt Frawley	7 IP, 4 H, R, BB, 3 K	vs Ohio	W, 5-4
3/05/2016	Matt Frawley	7.2 IP, 5 H, 2 R, 0 BB, 6 K	at East Tennessee St.	W, 19-6
5/16/2015	Joe Eichmann	5.2 IP, 3 H, BB, 9 K	Penn State	W, 7-3
4/18/2014	Matt Gibbs	5 IP, 2 H, 2 BB, 6 K	Michigan	L, 7-6 (12)
3/01/2014	Gavin Downs	5.2 IP, 5 H, BB, K	vs Butler	W, 3-2
4/02/2013	Joe Eichmann	7.2 IP, 6 H, R, BB, 4 K	Butler	L, 8-4

HIGHEST SCORING WEEKENDS AT ALEXANDER FIELD (Since 2013)

Dates	Games	Combined Runs	Opponent	Results
4/09-10/2022	3	61	Indiana	2 Wins, 1 Loss 17-0, 3-10, 16-15
3/15-17/2024	4	59	Samford	2 Wins, 2 Losses 1-5, 6-1, 13-12, 10-11
3/09-10/2024	4	56	UAlbany	4 Wins 11-3, 6-1, 16-6, 12-1
4/19-21/2024	3	55	East Tennessee State	1 Win, 2 Losses 7-9, 18-7, 2-12
4/13-14/2018	2	55	Minnesota	2 Losses 22-7, 18-8
4/29-5/01/2022	3	53	Michigan	2 Wins, 1 Loss 18-4, 12-4, 2-13
4/05-07/2013	3	50	Northwestern	1 Loss, 2 Wins 13-4, 6-10, 4-13
3/25-27/2016	3	48	Nebraska	3 Losses 9-5, 11-6, 9-8
5/19-20/2022	2	46	Maryland	2 Losses 14-7, 18-7
4/12-14/2024	3	45	Michigan State	3 Wins 7-2, 14-0, 21-2
5/15-17/2014	3	45	Iowa	1 Win, 2 Losses 3-10, 6-4, 5-17
4/07-09/2017	3	44	Indiana	2 Wins, 1 Loss 6-5, 7-3, 9-14

SCORED 10+ RUNS IN 3 STRAIGHT WINS (Since 1990)			
Year	Total Runs	Opponent(s)	Game Scores
2023	53	Akron	W, 17-9 W, 13-0 (7 Innings) W, 23-4 (7 Innings)
2024	48	Michigan State (2x) Ball State	W, 14-0 W, 21-1 W, 13-3 (7 Innings)
2008	48	Western Illinois (2x) Valparaiso	W, 11-2 W, 22-10 W, 15-0
2010	44	vs West Virginia at Southern Illinois (2x)	L, 18-14 W, 18-2 L, 13-12
1993	44	at Iowa at Louisville (2x)	W, 12-8 W, 14-4 W, 18-7
1992	43	Marian Lewis Saginaw Valley State	W, 11-4 W, 16-3 W, 16-10
2001	40	at Northwestern (2x) at Butler	W, 20-11 W, 10-3 W, 10-2
2024	39	UAlbany (2x) Northern Illinois	W, 16-6 (7 Innings) W, 12-1 (7 Innings) W, 11-1
2010	39	Ball State at Illinois State Penn State	W, 10-5 W, 11-3 W, 18-7
2012	37	at UCLA vs Purdue Fort Wayne UIC	W, 15-11 W, 11-4 W, 11-4
2024	36	At Northwestern (2x) DePauw	W, 10-7 W, 11-3 W, 15-0 (7 Innings)
1998	36	vs Toledo vs Virginia Tech (2x)	W, 10-9 W, 15-4 W, 11-8
2022	35	vs South Dakota State	W, 11-1 W, 14-3 W, 10-4
2007	35	at Western Kentucky	W, 10-6 W, 12-5 W, 13-1
2010	33	at Indiana	W, 12-10 L, 12-11 (11 Innings) W, 10-7 (10 Innings)

SCORED 50+ RUNS OVER A 5-GAME STRETCH (BBCOR Bat Era, 2011-Present)

Year	Total Runs	Opponent(s)	Game Scores
2023	66	Akron (3x) Ole Miss (2x)	W, 17-9 W, 13-0 (7 Innings) W, 23-4 (7 Innings) L, 15-7 L, 7-6 (10 Innings)
2018	63	Northwestern (3x) Purdue Fort Wayne at Ball State	W, 8-7 W, 9-5 W, 9-2 W, 27-3 W, 10-8
2024	62	Michigan State (3x) Ball State East Tennessee State	W, 7-2 W, 14-0 W, 21-1 W, 13-3 (7 Innings) L, 9-7
2022	59	Northern Illinois Indiana State Indiana (3x)	W, 17-14 L, 10-6 (10 Innings) W, 17-0 L, 10-3 W, 16-15
2012	57	at Murray State (2x) at Missouri State at Wichita State (2x)	W, 22-1 W, 13-2 W, 4-2 W, 8-3 W, 10-5
2024	56	UAlbany (4x) Northern Illinois	W, 11-3 W, 6-1 W, 16-6 (7 Innings) W, 12-1 (7 Innings) W, 11-1
2011	56	vs Pitt at Morehead State (2x)	W, 5-3 W, 11-8 L, 10-9 (11 Innings) W, 18-1 W, 17-9
2024	55	Evansville at Northwestern (3x) DePauw	W, 10-6 W, 9-3 W, 10-7 W, 11-3 W, 15-0 (7 Innings)
2024	53	vs Stony Brook (2x) vs George Mason (3x)	W, 12-8 W, 13-6 W, 7-4 L, 11-9 W, 12-5
2021	53	at Minnesota (4x) Penn State	W, 9-3 W, 12-5 W, 17-4 L, 9-8 W, 7-4

BACK-TO-BACK HOME RUNS (SINCE 2001)				
Date	Boilermakers	Opponent	Inning	Game Result
5/18/2024	Keenan Spence Thomas Green	Illinois	3rd	L, 18-10
4/12/2024	Jo Stevens Keenan Spence	Michigan State	3rd	W, 7-2
3/16/2024	Connor Caskenette Logan Sutter	Samford	5th	W, 6-1
3/13/2024	Luke Gaffney Logan Sutter	Northern Illinois	6th	W, 11-1
3/05/2022	Troy Viola Pablo Lanzarote	vs Longwood	5th	W, 6-5
5/02/2021	Ben Nisle Zac Fascia	at Ohio State	6th	W, 16-15
5/02/2021	Miles Simington Ben Nisle	at Ohio State	3rd	W, 16-15
4/23/2021	Ryan Howe Kyle LaPlante	Illinois	9th	L, 6-5
6/03/2018	Jacson McGowan Ben Nisle	vs Houston*	5th	L, 8-4
4/14/2010	Drew Madia Kevin Plawecki	at Illinois State	2nd	W, 11-3
4/06/2010	David Blount Jon Moore	Valparaiso	3rd	W, 14-5
3/17/2010	Cameron Perkins Drew Madia	at Eastern Kentucky	8th	W, 7-3
5/17/2008	Ryne White Dan Black	at Illinois	5th	W, 11-2
5/12/2007	Dan Black Carlos Pupo	Iowa	3rd	W, 11-6
4/16/2006	Jeff Mojzik Ryne White	at Indiana	6th	W, 25-8
3/25/2006	Ryne White Neal Gorka	Chicago State	2nd	W, 16-6
5/27/2005	Mitch Hilligoss Mike Coles	vs Michigan^	9th	W, 9-7
4/02/2003	Nick McIntyre Daniel Underwood	at Ball State	1st	L, 17-14
3/23/2003	Nick McIntyre Daniel Underwood	Miami (Ohio)	6th	W, 12-2
3/23/2003	Daniel Underwood Simon Klink	Miami (Ohio)	4th	W, 12-2
5/04/2002	Daniel Underwood Kris Luce	Minnesota	8th	L, 10-9
4/07/2001	Kris Luce John Gusich	at Northwestern	6th	W, 20-11
* – NCAA Regional Game				
^ – Big Ten Tournament Game				

QUICK NOTABLES FROM 2024

- Purdue has scored 10-plus runs in a game in 11 of the 14 weekends this season (all but Rutgers, Indiana, Michigan). The 2012 Big Ten championship team did it in each of the first five non-conference weekends as the only previous to do so every weekend before Big Ten play began. The Boilermakers outscored the opposition 72-16 in their consecutive Big Ten sweeps vs. Michigan State & Northwestern.
- Purdue has turned 53 double plays – 50 of the ground ball variety – in its 55 games, ranking sixth nationally. A dozen DPs came in a five-game stretch from March 3-10. The Boilermakers turned four twin killings in the March 9 home opener vs. UAlbany, achieving that feat for the first time since a March 2018 win vs. Virginia Tech. The biggest double play of the season was undoubtedly an inning-ending 4-6-3 with the bases loaded and the score tied 3-3 in the ninth inning at Rutgers. It was induced by **Aaron Suval**.
- The Boilermakers bounced back from a 1-4 start in Big Ten play by tying the program record (from 2001) with a program-record 11-game conference win streak. After taking the series finale at Ohio State, they opened April with a series sweep at Rutgers, the program's first on the road in Big Ten play since April 2018. Purdue won the opener in 10 innings and rallied for a Saturday win thanks to a go-ahead, three-run homer from **Connor Caskenette** in the ninth inning. The Boilermakers became the first visiting team to sweep a three-game Big Ten series in Piscataway since Maryland in April 2017. Rutgers entered the weekend 41-10 at home since the start of the 2022 season.
- The Boilermakers started three lefthanders on the mound each of the first four conference weekends, giving three southpaws the ball in a Big Ten series for the first time since the league went to three-game weekends in 2009. It's also believed to be the first time ever Purdue has started exclusively lefties in a Big Ten series (of 3 games or longer).
- **Luke Gaffney** is the first player in conference history (award was added in 2011) to win Big Ten Freshman of the Week each of the first two weeks of a season and three of the first four. He now has five total honors after being a repeat winner again April 15 and 22. Gaffney has eclipsed Purdue freshman records for RBI, runs and total bases and tied freshman benchmarks for hits and home runs. His three-double game on Feb. 17 was just the second by a Boiler since March 2018.
- **Camden Gasser** enters the tournament leading the Big Ten in walks (51) and on-base percentage (.512). He reached base safely in the first 24 games he played, the fifth longest season-opening streak by a Boilermaker since 2001. Entering the IU series, he had been on base safely multiple times in 11 straight games.
- **Mike Bolton Jr.** is the longest tenured active Boilermaker (192 career games), joining the program in the fall of 2019. He broke the program's all-time stolen base record (70) last season and has 97 steals for his career. He's the Big Ten's active career leader and third nationally. Bolton is 55 of 59 in his career in Big Ten play and led the league with 28 steals overall in 2023. He's the first player in program history with three 20-steal seasons. Bolton hit game-opening home runs on consecutive Saturdays in April, connecting on the first pitch of the game both times. Purdue had gone without a leadoff home run since May 2017 prior to his heroics on April 20.
- Purdue scored 10 runs in an inning in consecutive Sunday wins vs. George Mason (Feb. 25) and Cal State Fullerton (March 3). The Boilermakers also scored 10 unanswered runs in Sunday wins vs. Stony Brook (Feb. 18) and UAlbany (March 10). They've posted three 10-run innings in a season for the first time since 2012.
- Purdue has had four players with a 10-game hit streak for the first time since 2018. The team had three do it last season. **Connor Caskenette**, **Jo Stevens** and **Couper Cornblum** have been part of the group both years. **Mike Bolton Jr.**, Caskenette, Cornblum and Stevens have all posted 10-game hit streaks in Big Ten play as well.
- Purdue's earliest home opener ever (March 9) marked the beginning of a 13-game homestand, matching the longest ever at Alexander Field and one game shy of a team record from 1982. The Boilermakers won seven of their eight games of the homestand but dropped four of their last five to finish with an 8-5 mark.
- Purdue won its season opener in shutout fashion for the first time since 1991. The Boilermakers also won twice in shutout fashion in the first 10 games of a season for the first time since 2003. Now they have four shutouts in a season for the first time since 2018. **Jordan Morales** and **Luke Wagner** have both started a pair of shutout wins. Morales led Purdue to its first shutout win in Ann Arbor since 1993.
- **Luke Wagner** and **Jackson Dannelley** teamed up to shutout Southeastern Louisiana on March 2, ending SELA's five-game win streak. The Lions had scored 59 runs during their streak and then scored 11 runs while beating No. 11 East Carolina on Sunday on the final day of the four-team Keith LeClair Classic.
- Wagner posted a streak of 22 consecutive innings without allowing an earned run from Feb. 25 through March 16. It was the longest streak by a Boilermaker since 2018. **Carter Doorn** enjoyed a streak of 19 2/3 consecutive scoreless innings in Big Ten play.
- **Jackson Dannelley** is fourth in the Big Ten lead with five saves. All five have been relief outings in which he recorded at least nine outs.
- Purdue won the nightcap of its March 16 doubleheader vs. Samford 13-12 in 10 innings despite the visitors putting together an eight-run inning. The Boilermakers won a game in which an opponent scored eight-plus in an inning for the first time since the opening weekend of the 2020 season (vs. Hofstra).
- **Jordan Morales** was the first lefthander since 2014 and only the second this century to start on Opening Day for Purdue. He also became the 10th pitcher, and first lefty, this century to start the season and home openers. He was named Big Ten Pitcher of the Week on May 13 after a shutout win at Michigan, becoming the first Boilermaker to win the award in May since 2012.
- The 14-inning midweek marathon with UIC on March 20 was played over five hours and three minutes. It was the longest game (in time) in program history, the longest ever at Alexander Field (since 2013) and Purdue's longest (in innings) since winning in 15 innings vs. Ohio in March 2016.

LONGEST CONSECUTIVE SCORELESS INNINGS STREAKS (Since 2001)					
Season	Consecutive Scoreless Innings	Pitchers	Opponents	Streak Began	Streak Ended
2008	25	6	Ohio Western Illinois (x3)	T-4th at Ohio	T-3rd vs WIU Shutout Wins: 6-0 in G1 8-0 in G2
2016	24	6	vs Purdue Fort Wayne Cal State Northridge (x3)	B-7th vs PFW	T-3rd vs CSUN Shutout Wins: 5-0 in G1 1-0 (10) in G2
2019	22	9	Valparaiso Penn State (x2)	T-2nd vs Valpo	T-5th vs PSU Shutout Win: 1-0 in G1
2014	21	6	Penn State (x2) Louisville	T-3rd vs PSU Shutout Win: 4-0 in G3	T-5th vs Louisville
2024	19	7	Michigan State (x3)	T-7th vs MSU	B-7th vs MSU Shutout Win: 14-0 in G2
2006	19	6	at Saint Louis (x3)	B-2nd at SLU	B-2nd at SLU Shutout Win: 4-0 in G2
2005	19	5	Western Michigan (x3)	T-9th vs WMU Shutout Wins: 4-0 in G2 6-0 in G3	T-9th vs WMU
2023	18	6	Evansville at Minnesota (x2)	T-9th vs UE	B-8th at MINN Shutout Win: 3-0 in G1
2017	18	6	Illinois Purdue Fort Wayne Saint Louis	T-9th vs ILL	B-8th vs SLU Shutout Win: 18-0 vs PFW
2004	18	5	at Belmont at Lipscomb at Vanderbilt	B-5th at BU	B-5th at Vandy Shutout Win: 1-0 at Lipscomb
2012	18	4	UIC Michigan (x2)	T-8th vs UIC	T-7th vs MICH Shutout Win: 4-0 in G1
2008	18	5	Valparaiso Northwestern	T-1st vs. Valpo Shutout Win: 15-0 vs Valpo	T-9th vs NU Shutout Win: 3-0 in G1
2004	18	5	at Northwestern Indiana State Michigan State	B-9th at NU	B-8th vs. MSU Shutout Win: 11-0 vs ISU
2018	17	7	at Penn State at Indiana	B-4th at PSU Shutout Win: 9-0 in G3	B-2nd at IU

BEST STRETCHES FOR PURDUE PITCHING IN GOFF ERA (Since 2020)				
Season	Pitchers	Combined Line	Opponent(s)	Game Results
2024	Jordan Morales (7.2 IP) Avery Cook (1.1 IP) Luke Wagner (7 IP) CJ Backer (1 IP) Griffin Lohman (1 IP) J. Blackwell (3 IP) Carter Doorn (4 IP) Davis Pratt (1 IP) Kyle Iwinski (1 IP)	19 IP, 0 R 21 IP, 1 R 27 IP, 3 R	vs. Michigan State	W, 7-2 W, 14-0 W, 21-1
2022	Landon Weins (4 IP) Griffin Lohman (2 IP) Jackson Smeltz (4 IP) Ricky Castro (5 IP) Troy Wansing (3 IP) CJ Backer (2 IP)	20 IP, 1 R	vs South Dakota St.	W, 5-4 W, 11-1 W, 14-3
2023	CJ Backer (1 IP) Khal Stephen (6 IP) CJ Baker (1.1 IP) J. Dannelley (2/3 IP) Aaron Suval (1 IP) J. Blackwell (6.1 IP) J. Dannelley (2/3 IP) Cater Doorn (1 IP)	18 IP, 0 R	Evansville at Minnesota	L, 12-10 W, 3-0 W, 15-3
2022	Landon Weins (2 IP) Ricky Castro (2/3 IP) Nolan Daniel (1/3 IP) Eric Hildebrand (1 IP) G. Lohman (2.2 IP) Khal Stephen (1/3 IP) Jackson Smeltz (7 IP) Kyle Wade (2 IP)	16 IP, 1 R 13 IP, 0 R	at Charlotte vs Longwood	W, 6-2 W, 6-1
2021	Jett Jackson (1 IP) Joe Whitman (2/3 IP) Avery Cook (1/3 IP) Calvin Schapira (8 IP) Nick Alvarado (2 IP) Jackson Smeltz (1 IP) Trent Johnson (2 IP)	15 IP, 1 R	at/vs Michigan State	W, 8-2 in EL W, 2-1 (11) in C-U W, 8-3 in C-U
2020	Bo Hofstra (2 IP) Cory Brooks (5 IP) C. Tomasic (1/3 IP) A. Bohm (3 2/3 IP) Jett Jackson (5 IP) J. Smeltz (2 1/3 IP) E. Hildebrand (2/3 IP) Matt Moore (2/3 IP) T. Cheaney (1/3 IP) Trent Johnson (2 IP)	14 IP, 1 R 22 IP, 3 R	at Campbell vs Maine vs Villanova vs Duke	W, 6-4 W, 6-2 W, 7-1 L, 5-1
2023	Khal Stephen (4 IP) Aaron Suval (3 IP) J. Blackwell (6 IP)	13 IP, 1 R	at Michigan State	W, 5-4 L, 5-4
2022	Jackson Smeltz (8 IP) Kyle Wade (1 IP) Troy Wansing (2 IP)	11 IP, 0 R	Indiana	W, 17-0 L, 10-3
2022	Landon Weins (5 IP) Troy Wansing (2.1 IP) CJ Backer (2.2 IP) Nolan Daniel (1 IP)	11 IP, 0 R	Ohio State UIC	W, 7-8 L, 10-9

BIG INNING BOILERMAKERS – PROLIFIC RALLIES OF NOTE SINCE 2021

Date	Runs	Inning	Opponent	Game Result
3/05/2023	13	B-4th	vs Akron	W, 23-4
5/01/2024	11	B-3rd	DePauw	W, 15-0
3/03/2024	10	T-1st	vs Cal State Fullerton	W, 11-3
2/25/2024	10	B-5th	vs George Mason	W, 11-1
4/09/2022	10	B-8th	Indiana	W, 17-0
3/04/2023	9	B-3rd	vs Akron	W, 17-9
4/04/2023	8	B-2nd	Evansville	L, 12-10
3/04/2023	8	B-1st	vs Akron	W, 13-0
3/15/2022	8	B-4th	Dayton	W, 11-2
2/19/2022	8	B-7th	vs South Dakota St.	W, 14-3
4/16/2024	7	B-3rd	Ball State	W, 13-3
4/14/2024	7	B-6th	Michigan State	W, 21-1
3/10/2024	7	B-3rd	UAlbany	W, 16-6
3/10/2024	7	B-1st	UAlbany	W, 16-6
4/19/2023	7	B-3rd	Butler	W, 16-9
4/08/2023	7	T-9th	at Minnesota	W, 15-3
5/10/2022	7	B-6th	Butler	W, 11-6
3/10/2022	7	B-1st	Bellarmine	W, 8-4
2/20/2022	7	B-1st	vs South Dakota St.	W, 10-7
5/21/2021	7	T-3rd	at Minnesota	W, 12-5
3/27/2021	7	B-9th	Rutgers	W, 7-4
4/20/2024	6	B-4th	East Tennessee St.	W, 18-7
4/14/2024	6	B-8th	Michigan State	W, 21-1
3/30/2024	6	T-3rd	at Ohio State	L, 12-10
3/09/2024	6	B-1st	UAlbany	W, 11-3
5/07/2024	5	T-1st	at UIC	W, 11-9
3/31/2024	5	T-3rd	at Ohio State	W, 7-1
3/16/2024	5	B-1st	Samford	W, 13-12 (10)
3/13/2024	5	B-6th	Northern Illinois	W, 11-1
3/10/2024	5	B-4th	UAlbany	W, 12-1
3/10/2024	5	B-3rd	UAlbany	W, 12-1
2/18/2024	5	B-6th	vs Stony Brook	W, 13-6
2/17/2024	5	B-6th	vs Stony Brook	W, 12-8

Full 4-Year Scoring Breakdown – 13: 1, 11: 1, 10: 3, 9: 1, 8: 4, 7: 9, 6: 9, 5: 18

STREAKS: CONSECUTIVE INNINGS WITHOUT ALLOWING AN EARNED RUN

Since 2017; Single-Season Only

Year	Pitcher	Consecutive IP w/o ER	App During Streak
2017	Ross Learnard	35 2/3	21
2018	Ross Learnard	24 1/3	20
2024	Luke Wagner	22	4
2017	Tanner Andrews	13 2/3	2
2024	Jordan Morales	13 1/3	3
2019	Trent Johnson	13 1/3	6
2019	Bo Hofstra	13 1/3	10
2017	Jack Dellinger	12 1/3	3
2017	Dalton Parker	12 1/3	4
2022	Landon Weins	12	5
2018	Dalton Parker	12	5

BEST 20-GAME STARTS IN PROGRAM HISTORY (SINCE 1975)

Year	After 10 Games	After 15 Games	After 20 Games	Entering B1G	Final Record
2024	7-3	11-4	15-5	15-7	33-22 as of 5/20
2022	10-0	15-0	18-2	17-1	29-21
2012	9-1	14-1	16-4	14-3	45-14
2011	8-2	11-4	13-7	16-8	37-20
2000	7-3	9-6	13-7	10-6	35-23
1993	8-2	13-2	16-4	15-2	36-22
1991	7-3	12-3	17-3	16-3	35-21
1987	5-5	8-7	12-7-1	17-9-1	36-24-1
1985	5-5	10-5	13-7	17-12	33-25

PURDUE'S LONGEST GAMES IN THE RECORD BOOK (By Inning)

Date	Opponent	Location	Innings	Time	Final Score
3/22/2014	at Southern Ill.	Carbondale, Ill.	16	4:00	L, 5-4
4/11/2004	Ohio State	Lambert Field	16	3:47	W, 5-4
3/19/2016	vs Ohio	Kokomo, Ind.	15	4:27	W, 5-4
3/20/2024	UIC	Alexander Field	14	5:03	L, 6-5
4/28/2012	Michigan State	Lambert Field	14	3:30	W, 4-3
3/05/2022	vs Longwood	Holly Springs, N.C.	13	4:45	W, 6-5
4/08/2018	at Indiana	Bloomington, Ind.	13	4:04	L, 7-5
4/25/2014	Ohio State	Alexander Field	13	2:58	W, 4-3

FASTEST TO 30 RBI (Since 2001)			
Season	Boilermaker	Date of 30th RBI	Season Total
2023	Paul Toetz	March 21	53
2024	Connor Caskenette	March 22	69 as of May 20
2024	Luke Gaffney	March 24	63 as of May 20
2022	Cam Thompson	March 25	56
2018	Jacson McGowan	March 31	59
2009	Dan Black	April 4	51
2017	Jacson McGowan	April 8	50
2012	Cameron Perkins	April 8	61
2001	Nate Sickler	April 11	54
FASTEST TO 20 RBI (Since 2001)			
Season	Boilermaker	Date of 20th RBI	Season Total
2023	Paul Toetz	March 5	53
2024	Connor Caskenette	March 10	69 as of May 20
2024	Luke Gaffney	March 10	63 as of May 20
2022	Cam Thompson	March 10	56
2018	Jacson McGowan	March 11	59
2024	Logan Sutter	March 13	37 as of May 20
2012	Cameron Perkins	March 13	61
2017	Jacson McGowan	March 18	50
2009	Dan Black	March 21	51
FASTEST TO 10 DOUBLES (Since 2001)			
Season	Boilermaker	Date of 10th Double	Season Total
2024	Logan Sutter	March 10	16 as of May 20
2012	Kevin Plawecki	March 24	20
2001	Nate Sickler	March 24	21* (Season Record)
2024	Luke Gaffney	March 29	15 as of May 20
2011	Tyler Spillner	March 29	17
2003	Simon Klink	March 29	21* (Season Record)
2010	Cameron Perkins	April 2	17
2004	Mike Coles	April 4	17
2022	Troy Viola	April 5	19

BEST STARTS AT HOME (SINCE 1975)					
Season	Home Opener	Undefeated Home Start	1st Home Loss	2nd Home Loss	Final Home Record
2024	March 9	5-0	March 15	March 17	16-13
2022	March 10	6-0	March 29	April 6	13-9
2012	March 27	4-0	April 1	April 29	13-3
2011	March 22	NA	March 22	April 10	14-4
2008	March 22	6-0	March 29	April 13	18-5
2002	March 20	7-0	April 14	April 20	10-11
2000	March 22	4-0	March 26	April 15	15-6
1999	March 24	5-0	April 3	April 3	14-5
1998	March 18	8-0	April 11	April 11	9-11
1993	March 18	7-0	March 27	March 28	14-9
1992	March 16	1-0	March 16	March 28	17-11
1991	March 16	NA	March 16	March 31	17-7
1987	April 1	14-0-1	April 25	April 30	19-3-1
<i>Purdue's record for home wins is 22 by the 1982 team (22-6)</i>					

OPENED BIG TEN PLAY AT HOME (SINCE 1991)			
Year	Opponent	Series Result	Big Ten Record, Finish
2024	Iowa	Lost 2 of 3	13-11, 6th
2022	Ohio State	Won Single Game Games 2 & 3 Canceled	9-12, 7th
2016	Nebraska	Lost All 3	2-22, 13th
2015	Rutgers	Lost 2 of 3	6-17, 13th
2013	Ohio State	Lost All 3	6-18, 10th
2010	Minnesota	Lost 2 of 3	12-12, T-5th
2008	Northwestern	Won 3 of 4	21-10, 2nd
2007	Illinois	4-Game Split	11-20, 8th
2005	Penn State	4-Game Split	17-11, 2nd
2003	Penn State	Lost 3 of 4	13-18, 7th
2001	Minnesota	Lost 2 of 3	19-7, 2nd
2000	Michigan State	Won 3 of 4	17-11, T-3rd
1999	Minnesota	Lost 3 of 4	10-17, T-7th
1997	Michigan	4-Game Split	17-11, T-3rd
1996	Michigan	Lost All 4	8-19, 10th
1994	Penn State	Won 3 of 4	8-20, 10th
1993	Michigan State	Lost 3 of 4	16-12, 3rd
1992	Michigan	Lost 3 of 4	13-15, 6th
1991	Michigan State	Won 3 of 4	14-14, 6th

PURDUE'S WALK-OFF WINS...

- Since the Start of 2022: 10
- Under head coach Greg Goff: 13
- At Alexander Field: 1 in 2024, 6 Since 2021

WALK-OFF WINS UNDER GREG GOFF (Since 2020)					
Date	Opponent	Location	Score (Innings)	GW RBI	GW Run
3/16/2024	Samford	Alexander Field	13-12 (10)	Ty Gill	Jo Stevens
5/07/2023	South Dakota St.	Alexander Field	3-2 (9)	Jake Parr	Couper Cornblum
4/02/2023	Northwestern	Alexander Field	4-3 (10)	Lukas Cook	Lukas Cook
2/24/2023	NJIT	Holly Springs, NC	6-5 (9)	Jake Parr	Paul Toetz
4/26/2022	Valparaiso	Alexander Field	6-5 (10)	Troy Viola	Jack Firestone
3/20/2022	Illinois State	Alexander Field	7-6 (10)	Evan Albrecht	Troy Viola
3/06/2022	Longwood	Holly Springs, NC	6-5 (11)	Cam Thompson	Cam Thompson
3/05/2022	Longwood	Holly Springs, NC	6-5 (13)	Jake Stadler	Jake Jarvis
2/26/2022	Princeton (G2)	Holly Springs, NC	5-4 (9)	Cam Thompson	Curtis Washington
2/26/2022	Princeton (G1)	Holly Springs, NC	4-3 (9)	CJ Valdez	Curtis Washington
3/27/2021	Rutgers	Alexander Field	7-4 (9)	Mason Gavre	Ben Nisle
4/18/2021	Michigan State	Champaign, Ill.	2-1 (11)	Evan Albrecht	Ben Nisle
3/05/2021	Nebraska	Round Rock, Texas	6-5 (9)	Zac Fascia	Ben Nisle
WALK-OFF WINS AT ALEXANDER FIELD (Since 2013)					
Date	Opponent	Score (Innings)	GW RBI	GW Run	
3/16/2024	Samford	13-12 (10)	Ty Gill	Jo Stevens	
5/07/2023	South Dakota State	3-2 (9)	Jake Parr	Couper Cornblum	
4/02/2023	Northwestern	4-3 (10)	Lukas Cook	Lukas Cook	
4/26/2022	Valparaiso	6-5 (10)	Troy Viola	Jack Firestone	
3/20/2022	Illinois State	7-6 (10)	Evan Albrecht	Troy Viola	
3/27/2021	Rutgers	7-4 (9)	Mason Gavre	Ben Nisle	
3/31/2019	Penn State	2-1 (10)	Cole McKenzie	Seth Gergely	
5/06/2018	Northwestern	2-1 (12)	Alec Olund	Hayden Grant	
4/29/2018	Saint Louis	4-3 (9)	Harry Shipley	Milo Beam	
4/23/2018	Illinois	2-1 (9)	NA (E5)	Milo Beam	
5/20/2017	Cal State Northridge	1-0 (10)	Nick Dalesandro	Kyle Johnson	
4/25/2014	Ohio State	4-3 (13)	Kyle Wood	Cody Strong	
4/15/2014	Butler	5-4 (10)	Brandon Krieg	Jeff Evak	

WON OR LOST THE SERIES AFTER GAME 1 RESULT <i>Since Big Ten went to 3-Game Conference Weekends in 2009 (Excluding 4-Game Series in 2021)</i>	
Won Game 1, Lost the Series 2024 at Michigan 2024 vs. Indiana 2024 vs. Iowa 2023 at Maryland 2023 at Michigan State 2019 vs. Michigan State 2018 at Indiana 2017 at Rutgers 2017 at Iowa 2016 at Maryland 2015 vs. Rutgers 2014 vs. Ohio State 2014 at Michigan State 2014 at Illinois 2013 vs. Northwestern 2012 at Iowa 2011 vs. Illinois 2010 vs. Northwestern 2010 at Michigan 2010 vs. Minnesota	Lost Game 1, Won the Series 2023 vs. Penn State 2017 at Ohio State 2015 at Nebraska 2009 at Michigan State 2009 vs. Iowa (last rubber game win vs. Iowa)

ONE-RUN GAMES BUNCHED TOGETHER

Since Purdue Lost 4 consecutive games all in one-run fashion in April 2016

- **March 2024: 5 in a 7-Game Stretch – 1-4 in 1-Run Games, 2-5 Overall**
- April 2023: 4 in a 6-Game Stretch – 3-1 in 1-Run Games, 5-1 Overall
- March-April 2022: 4 in a 7-Game Stretch – 1-3 in 1-Run Games, 3-4 Overall
- February-March 2022: 4 in a 6-Game Stretch – 4-0 in 1-Run Games, 6-0 Overall
- April-May 2021: 4 in a 10-Game Stretch – 2-2 in 1-Run Games, 5-5 Overall
- March-April 2019: 5 in a 10-game Stretch – 2-3 in 1-Run Games, 4-6 Overall
- March 2019: 4 in a 6-Game Stretch – 2-2 in 1-Run Games, 2-4 Overall
- April-May 2017: 4 in a 7-Game Stretch – 3-1 in 1-Run Games, 5-2 Overall
- March-April 2017: 5 in a 12-Game Stretch – 4-1 in 1-Run Games, 6-6 Overall
- May 2016: 4 in an 8-Game Stretch – 1-3 in 1-Run Games, 2-6 Overall

10+ RUN INNINGS (Since 2001)				
Date	Runs	Inning	Opponent	Game Result
4/24/13	15	B-2nd	UIC	W, 20-0
3/05/23	13	B-4th	vs Akron	W, 23-4
4/11/24	12	T-6th	at Ball State	W, 15-2
3/23/08	12	B-4th	Western Illinois	W, 22-10
5/01/24	11	B-3rd	DePauw	W, 15-0
3/03/24	10	T-1st	vs Cal State Fullerton	W, 11-3
2/25/24	10	B-5th	vs George Mason	W, 11-1
4/09/22	10	B-8th	Indiana	W, 17-0
5/06/12	10	T-9th	at UCLA	W, 15-11
3/26/08	10	B-7th	Valparaiso	W, 15-0
4/15/07	10	B-1st	Indiana	W, 13-0

YEARLY HIGHS FOR RUNNERS LEFT ON BASE (Since 2001)

Date	LOB	Hits	BB + HBP	Runs	Opponent	Result
3/17/2024	15	10	14	10	Samford	L, 11-10
3/12/2023	14	9	7	1	at Ole Miss	L, 6-1
4/24/2022	17	16	8	6	Belmont	L, 8-6
4/19/2021	14	16	16	20	at Illinois	W, 20-6
3/08/2020	12	20	9	19	at WKU	W, 19-1
3/24/2019	15	11	15	9	at N'western	W, 9-7
3/10/2018	16	19	11	12	at Tulane	W, 12-8
3/10/2017	12	14	7	8	at CSUN	L, 16-8
3/22/2017	12	21	11	16	at Ball St.	W, 16-4
2/21/2016	15	13	8	5	at Georgia St.	W, 5-3
3/22/2015	12	6	8	2	Rutgers	L, 5-2
4/11/2015	12	13	3	5	at Illinois	L, 10-5
4/15/2014	13	10	10	5	Butler	W, 5-4 (10)
4/29/2014	13	13	8	8	at Illinois St.	W, 8-6
3/12/2013	13	12	9	7	at Cincinnati	W, 7-4
3/30/2013	13	11	8	5	at Penn St.	W, 5-4 (10)
5/11/2013	13	8	11	6	at Michigan	L, 10-6
3/11/2012	15	17	7	13	at Murray St.	W, 13-2
4/08/2012	15	14	8	8	at N'western	W, 8-4
3/20/2011	16	19	12	12	at Tenn. Tech	W, 12-4
3/07/2010	17	10	11	2	at Southern Ill.	L, 6-2
5/21/2009	15	15	13	12	vs Michigan St	W, 12-9
3/26/2008	13	20	6	15	Valparaiso	W, 15-0
3/13/2007	15	17	5	8	at UAB	L, 15-8
3/25/2006	14	19	6	16	Chicago St.	W, 16-6
4/09/2006	14	12	5	4	Michigan St.	W, 4-3
4/26/2006	14	17	11	13	Valparaiso	W, 13-4
4/20/2005	15	17	6	7	at Notre Dame	L, 9-7 (12)
5/12/2004	15	8	9	1	at Xavier	L, 3-1
3/16/2003	12	19	6	14	at MTSU	W, 14-3
4/02/2003	12	18	10	14	at Ball St.	L, 17-14
3/02/2002	12	10	11	7	vs UNLV	L, 11-7
3/23/2002	12	17	7	12	Miami (Ohio)	W, 12-2
4/24/2001	15	16	11	13	at Valparaiso	W, 13-6
4/29/2001	15	18	4	7	at Indiana	L, 14-7

3-DOUBLE GAMES BY BOILERMAKERS (Since 2001)			
Date	Boilermaker	Opponent	Full Stat Line
2/17/2024	Luke Gaffney	vs Stony Brook (Sugar Land, TX)	3-for-5, 3 2B, 5 RBI, 2 R
3/04/2023	CJ Valdez	vs Akron (Holly Springs, NC)	3-for-5, 3 2B, 2 RBI, 2 R
2/15/2019	Owen Jansen	at Southern Miss	4-for-4, 3 2B, BB, RBI, R
5/11/2016	Daniel Sander	at Valparaiso	5-for-5, 3 2B, 5 RBI
4/24/2016	Brett Carlson	at Maryland	3-for-4, 3 2B, RBI, R
5/08/2011	Kevin Plawecki	at Michigan State	3-for-4, 3 2B, BB, RBI, R
2/27/2009	Nick Overmyer	at Southeast Missouri St.	3-for-4, 3 2B, 4 RBI, 2 R
3/02/2007	Spencer Ingaldson	at Western Kentucky	5-for-5, 3 2B, 2 RBI, 3 R
4/04/2004	Mike Coles	at Penn State	5-for-7, 3 2B, 5 R
5/11/2003	Ben Fritz	at Indiana	4-for-6, 3 2B, 4 RBI, 2 R
5/11/2003	Simon Klink	at Indiana	3-for-4, 3 2B, BB, RBI, 4 R
4/08/2003	John Manuel	Purdue Fort Wayne	4-for-5, 3 2B, 2 RBI, 2 R
3/30/2001	Nate Sickler	at Michigan State	3-for-3, 3 2B, 2 RBI, 3 R, SB

2024 Purdue Baseball
Overall Statistics for Purdue (as of May 18, 2024)
(vs Big Ten Tournament Qualifiers Sorted by Batting avg)

Record: 4-11 Home: 2-7 Away: 2-4 Big Ten: 4-11

Player	avg	gp-gs	ab	r	h	2b	3b	hr	rbi	tb	slg%	bb	hp	so	gdp	ob%	sf	sh	sb-att	po	a	e	fld%
44 SPENCE, Keenan	.319	13-13	47	7	15	3	0	4	14	30	.638	4	1	9	4	.377	1	0	0-0	27	1	1	.966
35 CASKENETTE, Connor	.300	15-15	50	12	15	2	0	2	14	23	.460	14	5	8	1	.493	0	0	0-0	99	8	0	1.000
10 SUTTER, Logan	.281	11-9	32	2	9	2	0	0	2	11	.344	5	2	10	0	.410	0	0	1-1	0	0	0	.000
3 STEVENS, Jo	.250	15-15	52	11	13	4	1	0	4	19	.365	8	3	8	0	.381	0	2	2-2	8	23	1	.969
20 CORNBUM, Couper	.246	15-15	61	5	15	2	0	0	6	17	.279	5	1	14	0	.313	0	0	1-4	46	0	0	1.000
1 BOLTON Jr., Mike	.193	15-14	57	10	11	3	0	1	5	17	.298	11	4	14	1	.361	0	1	5-7	29	0	1	.967
49 GAFFNEY, Luke	.190	14-14	58	9	11	3	0	2	9	20	.345	7	1	9	1	.288	0	0	0-0	122	9	0	1.000
7 GASSER, Camden	.189	12-12	37	9	7	2	0	0	3	9	.243	13	2	12	0	.423	0	3	2-3	19	32	1	.981

13 TAYLOR, Keenan	.529	9-6	17	6	9	2	0	2	6	17	1.000	3	4	1	0	.667	0	1	2-2	3	0	0	1.000
6 GINGERICH, Weston	.500	8-0	2	0	1	0	0	0	0	1	.500	0	0	1	0	.500	0	0	0-0	5	0	0	1.000
42 BROWN, Chase	.500	2-0	2	0	1	0	0	0	0	1	.500	0	0	0	0	.500	0	0	0-0	1	1	0	1.000
5 GREEN, Thomas	.310	12-9	29	4	9	2	0	1	10	14	.483	2	1	5	2	.353	2	2	1-2	7	30	1	.974
14 NOWIK, Breck	.200	6-2	10	1	2	0	0	0	0	2	.200	1	0	2	0	.273	0	1	0-0	2	0	0	1.000
2 GILL, Ty	.192	11-9	26	5	5	1	2	0	1	10	.385	3	1	4	0	.300	0	2	0-0	19	22	2	.953
40 DOLNEY, Aaron	.167	5-0	6	0	1	0	0	0	1	1	.167	0	0	2	0	.167	0	0	0-0	1	0	0	1.000
41 CHRISMAN, Brody	.000	6-2	8	1	0	0	0	0	1	0	.000	0	0	5	0	.000	1	0	0-0	1	0	0	1.000
9 MELVIN, Camden	.000	1-0	1	0	0	0	0	0	0	0	.000	0	0	1	0	.000	0	0	0-0	0	0	0	.000
34 MALOTT, Corbin	.000	4-0	0	3	0	0	0	0	0	0	.000	0	0	0	0	.000	0	0	2-2	0	0	0	.000
Totals	.251	15	495	85	124	26	3	12	76	192	.388	76	25	105	9	.375	4	12	16-23	396	137	10	.982
Opponents	.299	15	532	103	159	40	5	21	100	272	.511	62	13	101	10	.382	6	4	8-11	399	171	18	.969

LOB - Team (129), Opp (118). DPs turned - Team (11), Opp (10). CI - Team (0), Opp (1). IBB - Team (2), SPENCE 2, Opp (3).
Picked off - BOLTON 1, CORNBUM 1.

(vs Big Ten Tournament Qualifiers Sorted by Earned run avg)

Player	era	w-l	app	gs	cg	sho	sv	ip	h	r	er	bb	so	2b	3b	hr	b/avg	wp	hp	bk	sfa	sha
37 MORALES, Jordan	4.50	2-2	5	5	0	0/1	0	30.0	33	15	15	10	29	9	0	2	.282	3	0	0	1	0
4 WAGNER, Luke	6.75	0-1	5	5	0	0/0	0	24.0	34	18	18	5	13	7	4	2	.340	1	1	0	1	1

28 HAYDEN, Enas	0.00	0-0	1	0	0	0/0	0	1.1	0	0	0	0	1	0	0	0	.000	0	0	0	0	0
36 DOORN, Carter	0.68	1-0	5	0	0	0/0	0	13.1	6	1	1	4	10	2	0	0	.133	0	0	0	0	0
8 PRATT, Davis	1.69	0-0	6	0	0	0/0	0	10.2	11	6	2	6	12	4	0	1	.256	0	3	0	1	1
18 BLACKWELL, Jonathan	4.70	0-0	3	2	0	0/0	0	7.2	7	4	4	6	6	2	0	2	.250	0	1	0	0	0
48 LOHMAN, Griffin	5.40	0-0	1	0	0	0/0	0	1.2	1	1	1	1	2	0	0	0	.167	0	0	0	0	0
27 SUVAL, Aaron	8.38	0-2	7	0	0	0/0	1	9.2	13	10	9	8	6	2	1	2	.333	1	1	0	1	0
43 COOK, Avery	9.58	1-1	8	0	0	0/1	1	10.1	8	11	11	8	7	2	0	2	.211	1	4	0	0	1
29 IWINSKI, Kyle	10.45	0-1	4	3	0	0/0	0	10.1	19	13	12	5	5	8	0	2	.404	1	0	0	2	0
25 OLSON, Brayden	10.80	0-0	1	0	0	0/0	0	1.2	6	3	2	0	0	1	0	0	.545	0	1	0	0	0
19 DANNELLEY, Jackson	13.50	0-2	5	0	0	0/0	0	8.2	10	13	13	5	7	1	0	4	.286	2	2	0	0	1
32 BACKER, CJ	13.50	0-0	2	0	0	0/0	0	0.2	3	1	1	1	0	1	0	0	.600	1	0	0	0	0
11 LAMBERT, Cal	27.00	0-0	3	0	0	0/0	0	0.2	4	2	2	1	2	1	0	1	.667	0	0	0	0	0
26 VAN ASSEN, Cole	33.75	0-2	2	0	0	0/0	0	1.1	4	5	5	2	1	0	0	3	.500	1	0	0	0	0
Totals	6.48	4-11	15	15	0	1/1	2	132.0	159	103	95	62	101	40	5	21	.299	11	13	0	6	4
Opponents	5.01	11-4	15	15	0	0/0	5	133.0	124	85	74	76	105	26	3	12	.251	22	25	0	4	12

PB - Team (1), CASKENETTE 1, Opp (4). Pickoffs - Team (3), WAGNER 1, BLACKWELL 1, MORALES 1, Opp (2). SBA/ATT - CASKENETTE (8-10), SUVAL (2-3), IWINSKI (1-3), MORALES (2-2), VAN ASSEN (1-1), PRATT (1-1), WAGNER (1-1).

2024 Purdue Baseball
Overall Statistics for Purdue (as of May 18, 2024)
(Last 5 Games Sorted by Batting avg)

Record: 0-5 Home: 0-3 Away: 0-2 Big Ten: 0-5

Player	avg	gp-gs	ab	r	h	2b	3b	hr	rbi	tb	slg%	bb	hp	so	gdp	ob%	sf	sh	sb-att	po	a	e	fld%
35 CASKENETTE, Connor	.375	5-5	16	6	6	1	0	1	3	10	.625	2	4	2	0	.545	0	0	0-0	33	2	0	1.000
3 STEVENS, Jo	.294	5-5	17	4	5	2	0	0	3	7	.412	2	0	4	0	.368	0	2	0-0	1	7	1	.889
5 GREEN, Thomas	.286	5-4	14	1	4	0	0	1	5	7	.500	0	0	2	0	.267	1	0	0-1	5	15	1	.952
20 CORNBUM, Couper	.278	5-5	18	2	5	1	0	0	2	6	.333	2	1	3	0	.381	0	0	0-1	12	0	0	1.000
44 SPENCE, Keenan	.278	5-5	18	1	5	1	0	1	6	9	.500	3	0	3	1	.364	1	0	0-0	8	0	0	1.000
7 GASSER, Camden	.182	3-3	11	1	2	1	0	0	1	3	.273	2	0	2	0	.308	0	1	0-0	2	9	0	1.000
49 GAFFNEY, Luke	.167	5-5	18	5	3	2	0	0	1	5	.278	3	1	4	1	.318	0	0	0-0	44	4	0	1.000
1 BOLTON Jr., Mike	.095	5-5	21	3	2	1	0	1	2	6	.286	2	2	5	1	.240	0	0	1-2	14	0	0	1.000

13 TAYLOR, Keenan	.667	3-2	6	2	4	0	0	1	2	7	1.167	1	1	1	0	.750	0	0	1-1	0	0	0	.000
42 BROWN, Chase	.500	2-0	2	0	1	0	0	0	0	1	.500	0	0	0	0	.500	0	0	0-0	1	1	0	1.000
2 GILL, Ty	.375	4-3	8	2	3	0	1	0	0	5	.625	0	1	0	0	.444	0	0	0-0	4	5	1	.900
40 DOLNEY, Aaron	.250	3-0	4	0	1	0	0	0	1	1	.250	0	0	1	0	.250	0	0	0-0	1	0	0	1.000
10 SUTTER, Logan	.167	3-2	6	1	1	1	0	0	0	2	.333	1	0	1	0	.286	0	0	0-0	0	0	0	.000
14 NOWIK, Breck	.000	3-1	5	0	0	0	0	0	0	0	.000	1	0	1	0	.167	0	1	0-0	0	0	0	.000
41 CHRISMAN, Brody	.000	2-0	1	0	0	0	0	0	1	0	.000	0	0	1	0	.000	1	0	0-0	0	0	0	.000
34 MALOTT, Corbin	.000	2-0	0	2	0	0	0	0	0	0	.000	0	0	0	0	.000	0	0	0-0	0	0	0	.000
6 GINGERICH, Weston	.000	2-0	0	0	0	0	0	0	0	0	.000	0	0	0	0	.000	0	0	0-0	2	0	0	1.000
Totals	.255	5	165	30	42	10	1	5	27	69	.418	19	10	30	3	.360	3	4	2-5	130	46	3	.983
Opponents	.322	5	180	47	58	15	2	13	46	116	.644	28	5	34	3	.421	3	3	2-3	135	67	6	.971

LOB - Team (36), Opp (42). DPs turned - Team (3), Opp (3). IBB - Team (2), SPENCE 2, Opp (3). Picked off - BOLTON 1, CORNBUM 1.

(Last 5 Games Sorted by Earned run avg)

Player	era	w-l	app	gs	cg	sho	sv	ip	h	r	er	bb	so	2b	3b	hr	b/avg	wp	hp	bk	sfa	sha
36 DOORN, Carter	1.80	0-0	3	0	0	0/0	0	5.0	4	1	1	2	3	1	0	0	.222	0	0	0	0	0
4 WAGNER, Luke	5.79	0-0	2	2	0	0/0	0	9.1	10	6	6	3	5	3	2	1	.270	0	0	0	1	0
37 MORALES, Jordan	9.00	0-1	1	1	0	0/0	0	5.0	6	5	5	2	7	1	0	1	.300	1	0	0	0	0

28 HAYDEN, Enas	0.00	0-0	1	0	0	0/0	0	1.1	0	0	0	0	1	0	0	0	.000	0	0	0	0	0
11 LAMBERT, Cal	0.00	0-0	2	0	0	0/0	0	0.2	2	0	0	1	2	0	0	0	.500	0	0	0	0	0
32 BACKER, CJ	0.00	0-0	1	0	0	0/0	0	0.1	0	0	0	1	0	0	0	0	.000	1	0	0	0	0
8 PRATT, Davis	1.93	0-0	3	0	0	0/0	0	4.2	2	1	1	2	5	0	0	1	.125	0	2	0	0	1
48 LOHMAN, Griffin	5.40	0-0	1	0	0	0/0	0	1.2	1	1	1	1	2	0	0	0	.167	0	0	0	0	0
25 OLSON, Brayden	10.80	0-0	1	0	0	0/0	0	1.2	6	3	2	0	0	1	0	0	.545	0	1	0	0	0
19 DANNELLEY, Jackson	11.57	0-0	2	0	0	0/0	0	2.1	1	3	3	2	2	0	0	1	.143	0	0	0	0	1
27 SUVAL, Aaron	13.50	0-1	2	0	0	0/0	0	2.2	5	4	4	0	1	1	0	2	.385	0	0	0	0	0
29 IWINSKI, Kyle	16.62	0-0	2	2	0	0/0	0	4.1	11	9	8	4	2	6	0	1	.524	1	0	0	2	0
43 COOK, Avery	27.00	0-1	3	0	0	0/0	0	2.1	4	7	7	7	3	2	0	1	.400	1	2	0	0	1
18 BLACKWELL, Jonathan	27.00	0-0	1	0	0	0/0	0	0.2	2	2	2	1	0	0	0	2	.500	0	0	0	0	0
26 VAN ASSEN, Cole	33.75	0-2	2	0	0	0/0	0	1.1	4	5	5	2	1	0	0	3	.500	1	0	0	0	0
Totals	9.35	0-5	5	5	0	0/0	0	43.1	58	47	45	28	34	15	2	13	.322	5	5	0	3	3
Opponents	5.40	5-0	5	5	0	0/0	3	45.0	42	30	27	19	30	10	1	5	.255	13	10	0	3	4

PB - Team (1), CASKENETTE 1, Opp (1). Pickoffs - Team (0), Opp (2). SBA/ATT - CASKENETTE (2-3), IWINSKI (1-2), VAN ASSEN (1-1).

2024 Purdue Baseball
Overall Statistics for Purdue (as of May 18, 2024)
(Last 10 Games Sorted by Batting avg)

Record: 3-7 Home: 1-5 Away: 2-2 Big Ten: 2-7

Player	avg	gp-gs	ab	r	h	2b	3b	hr	rbi	tb	slg%	bb	hp	so	gdp	ob%	sf	sh	sb-att	po	a	e	fld%
44 SPENCE, Keenan	.345	8-8	29	3	10	1	0	3	10	20	.690	3	0	6	3	.394	1	0	0-0	19	0	1	.950
5 GREEN, Thomas	.320	10-8	25	3	8	1	0	2	9	15	.600	0	1	4	0	.321	2	2	1-2	7	28	1	.972
35 CASKENETTE, Connor	.306	10-10	36	9	11	2	0	1	9	16	.444	4	5	4	1	.444	0	0	0-0	65	4	0	1.000
20 CORNBUM, Couper	.300	10-10	40	5	12	3	0	0	4	15	.375	2	1	7	0	.341	1	0	1-2	29	0	0	1.000
3 STEVENS, Jo	.200	10-10	35	7	7	3	0	1	6	13	.371	5	0	7	0	.300	0	2	0-0	3	18	2	.913
1 BOLTON Jr., Mike	.171	10-10	41	6	7	2	0	1	3	12	.293	7	2	12	1	.320	0	0	4-6	24	0	0	1.000
49 GAFFNEY, Luke	.167	9-9	36	6	6	2	0	1	3	11	.306	4	1	8	1	.268	0	0	0-0	82	6	0	1.000
7 GASSER, Camden	.150	6-6	20	3	3	1	0	0	1	4	.200	4	0	6	0	.292	0	2	2-2	7	19	0	1.000

6 GINGERICH, Weston	1.000	6-0	1	0	1	0	0	0	0	1	1.000	0	0	0	0	1.000	0	0	0-0	5	0	0	1.000
42 BROWN, Chase	.500	2-0	2	0	1	0	0	0	0	1	.500	0	0	0	0	.500	0	0	0-0	1	1	0	1.000
13 TAYLOR, Keenan	.429	7-5	14	4	6	1	0	1	3	10	.714	2	2	1	0	.556	0	0	1-1	4	0	0	1.000
10 SUTTER, Logan	.294	7-5	17	2	5	1	0	0	0	6	.353	3	2	4	0	.455	0	0	0-0	0	0	0	.000
40 DOLNEY, Aaron	.250	3-0	4	0	1	0	0	0	1	1	.250	0	0	1	0	.250	0	0	0-0	1	0	0	1.000
2 GILL, Ty	.235	8-6	17	6	4	0	1	1	2	9	.529	2	1	2	0	.350	0	1	1-1	12	12	1	.960
14 NOWIK, Breck	.231	6-3	13	1	3	0	0	0	0	3	.231	1	0	1	0	.286	0	1	0-0	2	0	0	1.000
41 CHRISMAN, Brody	.000	3-0	2	0	0	0	0	0	1	0	.000	0	0	2	0	.000	1	0	0-0	0	0	0	.000
34 MALOTT, Corbin	.000	3-0	0	3	0	0	0	0	0	0	.000	0	0	0	0	.000	0	0	1-1	0	0	0	.000
Totals	.256	10	332	58	85	17	1	11	52	137	.413	37	15	65	6	.352	5	8	11-15	265	94	6	.984
Opponents	.293	10	355	75	104	29	2	17	73	188	.530	43	7	64	5	.376	5	3	3-6	267	121	13	.968

LOB - Team (73), Opp (73). DPs turned - Team (6), Opp (6). CI - Team (0), Opp (1). IBB - Team (2), SPENCE 2, Opp (3). Picked off - BOLTON 1, CORNBUM 1.

(Last 10 Games Sorted by Earned run avg)

Player	era	w-l	app	gs	cg	sho	sv	ip	h	r	er	bb	so	2b	3b	hr	b/avg	wp	hp	bk	sfa	sha
37 MORALES, Jordan	3.44	1-1	3	3	0	0/1	0	18.1	17	7	7	6	16	5	0	1	.246	3	0	0	0	0
4 WAGNER, Luke	4.60	0-1	3	3	0	0/0	0	15.2	13	8	8	3	8	3	2	1	.224	0	0	0	1	0
29 IWINSKI, Kyle	6.97	0-0	3	3	0	0/0	0	10.1	15	9	8	5	5	7	0	1	.357	1	0	0	2	0
43 COOK, Avery	10.12	1-1	7	0	0	0/1	2	10.2	9	12	12	8	9	2	0	3	.225	1	3	0	0	1

28 HAYDEN, Enas	0.00	0-0	1	0	0	0/0	0	1.1	0	0	0	0	1	0	0	0	.000	0	0	0	0	0
11 LAMBERT, Cal	0.00	0-0	2	0	0	0/0	0	0.2	2	0	0	1	2	0	0	0	.500	0	0	0	0	0
8 PRATT, Davis	2.08	1-0	5	0	0	0/0	0	8.2	7	5	2	3	10	3	0	2	.206	0	3	0	0	1
48 LOHMAN, Griffin	5.40	0-0	1	0	0	0/0	0	1.2	1	1	1	1	2	0	0	0	.167	0	0	0	0	0
36 DOORN, Carter	5.68	0-0	4	0	0	0/0	0	6.1	6	4	4	3	4	2	0	0	.261	1	0	0	1	0
27 SUVAL, Aaron	10.80	0-2	4	0	0	0/0	1	5.0	7	7	6	5	3	1	0	2	.350	0	0	0	1	0
25 OLSON, Brayden	10.80	0-0	1	0	0	0/0	0	1.2	6	3	2	0	0	1	0	0	.545	0	1	0	0	0
32 BACKER, CJ	13.50	0-0	2	0	0	0/0	0	0.2	3	1	1	1	0	1	0	0	.600	1	0	0	0	0
26 VAN ASSEN, Cole	20.25	0-2	3	1	0	0/0	0	4.0	11	9	9	4	2	3	0	3	.478	1	0	0	0	0
19 DANNELLEY, Jackson	23.62	0-0	3	0	0	0/0	0	2.2	5	7	7	2	2	1	0	2	.417	0	0	0	0	1
18 BLACKWELL, Jonathan	27.00	0-0	1	0	0	0/0	0	0.2	2	2	2	1	0	0	0	2	.500	0	0	0	0	0
Totals	6.93	3-7	10	10	0	1/1	3	88.1	104	75	68	43	64	29	2	17	.293	8	7	0	5	3
Opponents	5.06	7-3	10	10	0	0/0	3	89.0	85	58	50	37	65	17	1	11	.256	17	15	0	5	8

PB - Team (1), CASKENETTE 1, Opp (2). Pickoffs - Team (1), MORALES 1, Opp (2). SBA/ATT - CASKENETTE (3-5), IWINSKI (1-3), SUVAL (1-2), VAN ASSEN (1-1).

2024 Purdue Baseball
Overall Statistics for Purdue (as of May 18, 2024)
(Illinois Series Sorted by Batting avg)

Record: 0-3 Home: 0-3 Away: 0-0 Big Ten: 0-3

Player	avg	gp-gs	ab	r	h	2b	3b	hr	rbi	tb	slg%	bb	hp	so	gdp	ob%	sf	sh	sb-att	po	a	e	fld%
5 GREEN, Thomas	.364	3-3	11	1	4	0	0	1	3	7	.636	0	0	2	0	.364	0	0	0-1	3	11	1	.933
35 CASKENETTE, Connor	.333	3-3	9	2	3	0	0	0	1	3	.333	0	3	2	0	.500	0	0	0-0	21	1	0	1.000
20 CORNBLUM, Couper	.273	3-3	11	1	3	1	0	0	1	4	.364	2	0	2	0	.385	0	0	0-0	7	0	0	1.000
49 GAFFNEY, Luke	.222	3-3	9	4	2	1	0	0	0	3	.333	3	0	1	1	.417	0	0	0-0	24	2	0	1.000
3 STEVENS, Jo	.200	3-3	10	1	2	0	0	0	2	2	.200	1	0	4	0	.273	0	1	0-0	1	5	1	.857
44 SPENCE, Keenan	.091	3-3	11	1	1	0	0	1	4	4	.364	0	0	1	1	.083	1	0	0-0	7	0	0	1.000
1 BOLTON Jr., Mike	.077	3-3	13	2	1	0	0	1	2	4	.308	1	1	2	1	.200	0	0	0-0	8	0	0	1.000

13 TAYLOR, Keenan	.800	2-2	5	2	4	0	0	1	2	7	1.400	1	1	0	0	.857	0	0	1-1	0	0	0	.000
2 GILL, Ty	.600	2-2	5	2	3	0	1	0	0	5	1.000	0	1	0	0	.667	0	0	0-0	3	4	1	.875
42 BROWN, Chase	.500	2-0	2	0	1	0	0	0	0	1	.500	0	0	0	0	.500	0	0	0-0	1	1	0	1.000
10 SUTTER, Logan	.250	2-1	4	1	1	1	0	0	0	2	.500	1	0	1	0	.400	0	0	0-0	0	0	0	.000
7 GASSER, Camden	.000	1-1	4	0	0	0	0	0	0	0	.000	0	0	2	0	.000	0	0	0-0	1	1	0	1.000
14 NOWIK, Breck	.000	2-0	2	0	0	0	0	0	0	0	.000	0	0	1	0	.000	0	0	0-0	0	0	0	.000
40 DOLNEY, Aaron	.000	2-0	2	0	0	0	0	0	0	0	.000	0	0	1	0	.000	0	0	0-0	1	0	0	1.000
41 CHRISMAN, Brody	.000	1-0	1	0	0	0	0	0	0	0	.000	0	0	1	0	.000	0	0	0-0	0	0	0	.000
34 MALOTT, Corbin	.000	1-0	0	1	0	0	0	0	0	0	.000	0	0	0	0	.000	0	0	0-0	0	0	0	.000
6 GINGERICH, Weston	.000	2-0	0	0	0	0	0	0	0	0	.000	0	0	0	0	.000	0	0	0-0	2	0	0	1.000
Totals	.253	3	99	18	25	3	1	4	15	42	.424	9	6	20	3	.348	1	1	1-2	81	27	3	.973
Opponents	.300	3	110	32	33	7	1	7	31	63	.573	19	5	22	3	.422	1	2	1-1	81	38	3	.975

LOB - Team (17), Opp (24). DPs turned - Team (3), Opp (3). Picked off - CORNBLUM 1, BOLTON 1.

(Illinois Series Sorted by Earned run avg)

Player	era	w-l	app	gs	cg	sho	sv	ip	h	r	er	bb	so	2b	3b	hr	b/avg	wp	hp	bk	sfa	sha
36 DOORN, Carter	2.45	0-0	2	0	0	0/0	0	3.2	3	1	1	1	2	1	0	0	.231	0	0	0	0	0
4 WAGNER, Luke	3.00	0-0	1	1	0	0/0	0	6.0	3	2	2	1	2	0	1	1	.143	0	0	0	0	0
37 MORALES, Jordan	9.00	0-1	1	1	0	0/0	0	5.0	6	5	5	2	7	1	0	1	.300	1	0	0	0	0

8 PRATT, Davis	0.00	0-0	2	0	0	0/0	0	2.2	0	0	0	2	4	0	0	0	.000	0	2	0	0	0
28 HAYDEN, Enas	0.00	0-0	1	0	0	0/0	0	1.1	0	0	0	0	1	0	0	0	.000	0	0	0	0	0
32 BACKER, CJ	0.00	0-0	1	0	0	0/0	0	0.1	0	0	0	1	0	0	0	0	.000	1	0	0	0	0
11 LAMBERT, Cal	0.00	0-0	1	0	0	0/0	0	0.0	0	0	0	1	0	0	0	0		0	0	0	0	0
48 LOHMAN, Griffin	5.40	0-0	1	0	0	0/0	0	1.2	1	1	1	1	2	0	0	0	.167	0	0	0	0	0
25 OLSON, Brayden	10.80	0-0	1	0	0	0/0	0	1.2	6	3	2	0	0	1	0	0	.545	0	1	0	0	0
29 IWINSKI, Kyle	21.60	0-0	1	1	0	0/0	0	1.2	5	5	4	3	2	3	0	0	.556	1	0	0	1	0
43 COOK, Avery	27.00	0-0	2	0	0	0/0	0	2.0	3	6	6	4	2	1	0	1	.375	1	2	0	0	1
19 DANNELLEY, Jackson	27.00	0-0	1	0	0	0/0	0	1.0	1	3	3	2	0	0	0	1	.333	0	0	0	0	1
27 SUVAL, Aaron	99.00	0-1	1	0	0	0/0	0	0.0	3	3	3	0	0	0	0	1	1.000	0	0	0	0	0
26 VAN ASSEN, Cole	99.00	0-1	1	0	0	0/0	0	0.0	2	3	3	1	0	0	0	2	1.000	0	0	0	0	0
Totals	10.00	0-3	3	3	0	0/0	0	27.0	33	32	30	19	22	7	1	7	.300	4	5	0	1	2
Opponents	5.67	3-0	3	3	0	0/0	2	27.0	25	18	17	9	20	3	1	4	.253	8	6	0	1	1

PB - Team (0), Opp (1). Pickoffs - Team (0), Opp (2). SBA/ATT - CASKENETTE (1-1), IWINSKI (1-1).

2024 Purdue Baseball
Overall Statistics for Purdue (as of May 05, 2024)
(Indiana Series Sorted by Batting avg)

Record: 1-2 Home: 1-2 Away: 0-0 Big Ten: 1-2

Player	avg	gp-gs	ab	r	h	2b	3b	hr	rbi	tb	slg%	bb	hp	so	gdp	ob%	sf	sh	sb-att	po	a	e	fld%
10 SUTTER, Logan	.500	3-2	8	1	4	0	0	0	0	4	.500	1	2	2	0	.636	0	0	0-0	0	0	0	.000
35 CASKENETTE, Connor	.364	3-3	11	2	4	1	0	0	6	5	.455	2	1	0	0	.500	0	0	0-0	18	2	0	1.000
1 BOLTON Jr., Mike	.333	3-3	12	2	4	1	0	0	0	5	.417	3	0	5	0	.467	0	0	0-1	7	0	0	1.000
20 CORNBUM, Couper	.286	3-3	14	0	4	0	0	0	1	4	.286	0	0	2	0	.286	0	0	0-0	11	0	0	1.000
44 SPENCE, Keenan	.286	2-2	7	0	2	0	0	0	1	2	.286	0	0	2	2	.286	0	0	0-0	8	0	1	.889
7 GASSER, Camden	.167	2-2	6	2	1	0	0	0	0	1	.167	1	0	3	0	.286	0	1	2-2	4	5	0	1.000
3 STEVENS, Jo	.000	3-3	11	0	0	0	0	0	0	0	.000	2	0	0	0	.154	0	0	0-0	2	4	0	1.000
49 GAFFNEY, Luke	.000	2-2	9	0	0	0	0	0	0	0	.000	1	0	1	0	.100	0	0	0-0	16	2	0	1.000
2 GILL, Ty	.000	3-2	6	2	0	0	0	0	0	0	.000	1	0	1	0	.143	0	1	0-0	5	5	0	1.000

6 GINGERICH, Weston	1.000	2-0	1	0	1	0	0	0	0	1	1.000	0	0	0	0	1.000	0	0	0-0	2	0	0	1.000
14 NOWIK, Breck	.500	2-1	4	1	2	0	0	0	0	2	.500	0	0	0	0	.500	0	0	0-0	2	0	0	1.000
13 TAYLOR, Keenan	.250	3-2	4	1	1	1	0	0	1	2	.500	1	1	0	0	.500	0	0	0-0	3	0	0	1.000
5 GREEN, Thomas	.250	3-2	4	1	1	0	0	0	2	1	.250	0	1	1	0	.333	1	1	0-0	2	5	0	1.000
41 CHRISMAN, Brody	.000	1-0	1	0	0	0	0	0	0	0	.000	0	0	1	0	.000	0	0	0-0	0	0	0	.000
34 MALOTT, Corbin	.000	1-0	0	1	0	0	0	0	0	0	.000	0	0	0	0	.000	0	0	1-1	0	0	0	.000
Totals	.245	3	98	13	24	3	0	0	11	27	.276	12	5	18	2	.353	1	3	3-4	81	26	2	.982
Opponents	.274	3	106	19	29	8	0	2	18	43	.406	8	2	17	1	.333	1	0	1-3	78	30	6	.947

LOB - Team (29), Opp (17). DPs turned - Team (1), Opp (2). CI - Team (0), Opp (1).

(Indiana Series Sorted by Earned run avg)

Player	era	w-l	app	gs	cg	sho	sv	ip	h	r	er	bb	so	2b	3b	hr	b/avg	wp	hp	bk	sfa	sha
29 IWINSKI, Kyle	0.00	0-0	1	1	0	0/0	0	6.0	4	0	0	1	3	1	0	0	.190	0	0	0	0	0
4 WAGNER, Luke	2.84	0-1	1	1	0	0/0	0	6.1	3	2	2	0	3	0	0	0	.143	0	0	0	0	0
37 MORALES, Jordan	3.18	0-0	1	1	0	0/0	0	5.2	6	2	2	0	5	3	0	0	.273	1	0	0	0	0
43 COOK, Avery	9.00	1-0	2	0	0	0/0	0	4.0	4	4	4	1	2	0	0	1	.250	0	1	0	0	0

8 PRATT, Davis	0.00	0-0	1	0	0	0/0	0	2.0	3	3	0	1	2	2	0	0	.300	0	1	0	0	0
27 SUVAL, Aaron	7.71	0-1	2	0	0	0/0	1	2.1	2	3	2	5	2	0	0	0	.286	0	0	0	1	0
32 BACKER, CJ	27.00	0-0	1	0	0	0/0	0	0.1	3	1	1	0	0	1	0	0	.750	0	0	0	0	0
19 DANNELLEY, Jackson	99.00	0-0	1	0	0	0/0	0	0.1	4	4	4	0	0	1	0	1	.800	0	0	0	0	0
Totals	4.67	1-2	3	3	0	0/0	1	27.0	29	19	14	8	17	8	0	2	.274	1	2	0	1	0
Opponents	3.12	2-1	3	3	0	0/0	0	26.0	24	13	9	12	18	3	0	0	.245	3	5	0	1	3

PB - Team (0), Opp (1). Pickoffs - Team (1), MORALES 1. SBA/ATT - CASKENETTE (1-2), SUVAL (1-2), IWINSKI (0-1).

2024 Purdue Baseball
Overall Statistics for Purdue (as of May 12, 2024)
(Michigan Series Sorted by Batting avg)

Record: 1-2 Home: 0-0 Away: 1-2 Big Ten: 1-2

Player	avg	gp-gs	ab	r	h	2b	3b	hr	rbi	tb	slg%	bb	hp	so	gdp	ob%	sf	sh	sb-att	po	a	e	fld%
44 SPENCE, Keenan	.636	3-3	11	2	7	1	0	2	5	14	1.273	3	0	3	0	.714	0	0	0-0	4	0	0	1.000
3 STEVENS, Jo	.300	3-3	10	4	3	2	0	0	1	5	.500	2	0	1	0	.417	0	1	0-0	0	7	0	1.000
35 CASKENETTE, Connor	.273	3-3	11	4	3	1	0	1	2	7	.636	2	1	2	0	.429	0	0	0-0	16	1	0	1.000
20 CORNBLOM, Couper	.273	3-3	11	2	3	1	0	0	1	4	.364	0	1	3	0	.333	0	0	0-1	8	0	0	1.000
7 GASSER, Camden	.200	3-3	10	1	2	1	0	0	1	3	.300	3	0	1	0	.385	0	1	0-0	2	13	0	1.000
1 BOLTON Jr., Mike	.167	3-3	12	1	2	1	0	0	1	3	.250	2	1	4	0	.333	0	0	2-3	7	0	0	1.000
5 GREEN, Thomas	.167	3-2	6	0	1	1	0	0	2	2	.333	0	0	1	0	.143	1	1	0-0	2	8	0	1.000
49 GAFFNEY, Luke	.154	3-3	13	1	2	1	0	0	1	3	.231	0	1	3	0	.214	0	0	0-0	35	2	0	1.000

40 DOLNEY, Aaron	.500	1-0	2	0	1	0	0	0	1	1	.500	0	0	0	0	.500	0	0	0-0	0	0	0	.000
10 SUTTER, Logan	.000	2-2	5	0	0	0	0	0	0	0	.000	1	0	1	0	.167	0	0	0-0	0	0	0	.000
2 GILL, Ty	.000	2-1	3	0	0	0	0	0	0	0	.000	0	0	0	0	.000	0	0	0-0	1	1	0	1.000
14 NOWIK, Breck	.000	1-1	3	0	0	0	0	0	0	0	.000	1	0	0	0	.250	0	1	0-0	0	0	0	.000
13 TAYLOR, Keenan	.000	1-0	1	0	0	0	0	0	0	0	.000	0	0	1	0	.000	0	0	0-0	0	0	0	.000
34 MALOTT, Corbin	.000	1-0	0	1	0	0	0	0	0	0	.000	0	0	0	0	.000	0	0	0-0	0	0	0	.000
6 GINGERICH, Weston	.000	1-0	0	0	0	0	0	0	0	0	.000	0	0	0	0	.000	0	0	0-0	0	0	0	.000
41 CHRISMAN, Brody	.000	1-0	0	0	0	0	0	0	1	0	.000	0	0	0	0	.000	1	0	0-0	0	0	0	.000
Totals	.245	3	98	16	24	9	0	3	16	42	.429	14	4	20	0	.356	2	4	2-4	76	33	0	1.000
Opponents	.297	3	101	15	30	9	1	6	15	59	.584	13	0	16	0	.371	2	1	1-2	81	38	3	.975

LOB - Team (25), Opp (26). DPs turned - Team (1). IBB - Team (2), SPENCE 2, Opp (3).

(Michigan Series Sorted by Earned run avg)

Player	era	w-l	app	gs	cg	sho	sv	ip	h	r	er	bb	so	2b	3b	hr	b/avg	wp	hp	bk	sfa	sha
37 MORALES, Jordan	0.00	1-0	1	1	0	0/1	0	7.2	5	0	0	4	4	1	0	0	.185	1	0	0	0	0
4 WAGNER, Luke	10.80	0-0	1	1	0	0/0	0	3.1	7	4	4	2	3	3	1	0	.438	0	0	0	1	0

36 DOORN, Carter	0.00	0-0	1	0	0	0/0	0	1.1	1	0	0	1	1	0	0	0	.200	0	0	0	0	0
19 DANNELLEY, Jackson	0.00	0-0	1	0	0	0/0	0	1.1	0	0	0	0	2	0	0	0	.000	0	0	0	0	0
11 LAMBERT, Cal	0.00	0-0	1	0	0	0/0	0	0.2	2	0	0	0	2	0	0	0	.500	0	0	0	0	0
27 SUVAL, Aaron	3.38	0-0	1	0	0	0/0	0	2.2	2	1	1	0	1	1	0	1	.200	0	0	0	0	0
8 PRATT, Davis	4.50	0-0	1	0	0	0/0	0	2.0	2	1	1	0	1	0	0	1	.286	0	0	0	0	1
43 COOK, Avery	5.40	0-1	2	0	0	0/1	1	1.2	1	1	1	3	1	1	0	0	.167	0	0	0	0	0
29 IWINSKI, Kyle	13.50	0-0	1	1	0	0/0	0	2.2	6	4	4	1	0	3	0	1	.500	0	0	0	1	0
26 VAN ASSEN, Cole	13.50	0-1	1	0	0	0/0	0	1.1	2	2	2	1	1	0	0	1	.333	1	0	0	0	0
18 BLACKWELL, Jonathan	27.00	0-0	1	0	0	0/0	0	0.2	2	2	2	1	0	0	0	2	.500	0	0	0	0	0
Totals	5.33	1-2	3	3	0	1/1	1	25.1	30	15	15	13	16	9	1	6	.297	2	0	0	2	1
Opponents	4.67	2-1	3	3	0	0/0	1	27.0	24	16	14	14	20	9	0	3	.245	6	4	0	2	4

PB - Team (1), CASKENETTE 1. SBA/ATT - CASKENETTE (1-2), IWINSKI (0-1), VAN ASSEN (1-1).

2024 Purdue Baseball
Overall Statistics for Purdue (as of Mar 24, 2024)
(Iowa Series Sorted by Batting avg)

Record: 1-2 Home: 1-2 Away: 0-0 Big Ten: 1-2

Player	avg	gp-gs	ab	r	h	2b	3b	hr	rbi	tb	slg%	bb	hp	so	gdp	ob%	sf	sh	sb-att	po	a	e	fld%
44 SPENCE, Keenan	.333	2-2	6	3	2	1	0	1	3	6	1.000	0	1	1	0	.429	0	0	0-0	3	1	0	1.000
1 BOLTON Jr., Mike	.300	3-3	10	5	3	0	0	0	1	3	.300	3	1	1	0	.500	0	1	2-2	1	0	1	.500
10 SUTTER, Logan	.286	3-3	14	0	4	1	0	0	2	5	.357	0	0	5	0	.286	0	0	0-0	0	0	0	.000
7 GASSER, Camden	.286	3-3	7	4	2	1	0	0	1	3	.429	5	2	1	0	.643	0	1	0-0	9	9	1	.947
49 GAFFNEY, Luke	.250	3-3	12	2	3	0	0	1	5	6	.500	3	0	3	0	.400	0	0	0-0	26	2	0	1.000
2 GILL, Ty	.222	3-3	9	1	2	1	1	0	1	5	.556	2	0	1	0	.364	0	1	0-0	9	10	1	.950
3 STEVENS, Jo	.222	3-3	9	2	2	0	0	0	0	2	.222	2	2	2	0	.462	0	0	2-2	1	2	0	1.000
35 CASKENETTE, Connor	.182	3-3	11	0	2	0	0	0	3	2	.182	3	0	2	1	.357	0	0	0-0	21	3	0	1.000
20 CORNBUM, Couper	.083	3-3	12	1	1	0	0	0	1	1	.083	1	0	5	0	.154	0	0	0-0	9	0	0	1.000

41 CHRISMAN, Brody	.000	1-1	3	1	0	0	0	0	0	0	.000	0	0	1	0	.000	0	0	0-0	1	0	0	1.000
40 DOLNEY, Aaron	.000	2-0	2	0	0	0	0	0	0	0	.000	0	0	1	0	.000	0	0	0-0	0	0	0	.000
9 MELVIN, Camden	.000	1-0	1	0	0	0	0	0	0	0	.000	0	0	1	0	.000	0	0	0-0	0	0	0	.000
6 GINGERICH, Weston	.000	2-0	1	0	0	0	0	0	0	0	.000	0	0	1	0	.000	0	0	0-0	1	0	0	1.000
34 MALOTT, Corbin	.000	1-0	0	0	0	0	0	0	0	0	.000	0	0	0	0	.000	0	0	1-1	0	0	0	.000
5 GREEN, Thomas	.000	1-0	0	0	0	0	0	0	0	0	.000	0	0	0	0	.000	0	0	0-0	0	0	0	.000
Totals	.216	3	97	19	21	4	1	2	17	33	.340	19	6	25	1	.377	0	3	5-5	81	32	4	.966
Opponents	.318	3	110	16	35	7	0	2	16	48	.436	9	2	22	4	.380	0	1	1-1	78	27	5	.955

LOB - Team (28), Opp (25). DPs turned - Team (4), Opp (1).

(Iowa Series Sorted by Earned run avg)

Player	era	w-l	app	gs	cg	sho	sv	ip	h	r	er	bb	so	2b	3b	hr	b/avg	wp	hp	bk	sfa	sha
36 DOORN, Carter	0.00	0-0	1	0	0	0/0	0	3.0	0	0	0	1	2	0	0	0	.000	0	0	0	0	0
37 MORALES, Jordan	1.29	1-0	1	1	0	0/0	0	7.0	4	1	1	2	9	1	0	0	.167	0	0	0	0	0
18 BLACKWELL, Jonathan	2.25	0-0	1	1	0	0/0	0	4.0	4	1	1	1	1	1	0	0	.286	0	1	0	0	0
19 DANNELLEY, Jackson	2.70	0-1	1	0	0	0/0	0	3.1	3	1	1	2	4	0	0	0	.231	2	0	0	0	0
4 WAGNER, Luke	5.79	0-0	1	1	0	0/0	0	4.2	10	3	3	2	3	1	0	0	.476	0	0	0	0	1

43 COOK, Avery	0.00	0-0	1	0	0	0/0	0	2.0	0	0	0	0	1	0	0	0	.000	0	1	0	0	0
8 PRATT, Davis	0.00	0-0	1	0	0	0/0	0	0.2	3	1	0	0	0	1	0	0	.600	0	0	0	0	0
27 SUVAL, Aaron	11.57	0-0	2	0	0	0/0	0	2.1	5	3	3	1	2	1	0	0	.455	0	0	0	0	0
11 LAMBERT, Cal	99.00	0-0	1	0	0	0/0	0	0.0	2	2	2	0	0	1	0	1	1.000	0	0	0	0	0
29 IWINSKI, Kyle	99.00	0-1	1	0	0	0/0	0	0.0	4	4	4	0	0	1	0	1	.800	0	0	0	0	0
Totals	5.00	1-2	3	3	0	0/0	0	27.0	35	16	15	9	22	7	0	2	.318	2	2	0	0	1
Opponents	5.19	2-1	3	3	0	0/0	2	26.0	21	19	15	19	25	4	1	2	.216	3	6	0	0	3

PB - Team (0), Opp (2). Pickoffs - Team (2), WAGNER 1, BLACKWELL 1. SBA/ATT - CASKENETTE (1-1), SUVAL (1-1).

2024 Purdue Baseball
Overall Statistics for Purdue (as of Mar 31, 2024)
(Ohio State Series Sorted by Batting avg)

Record: 1-2 Home: 0-0 Away: 1-2 Big Ten: 1-2

Player	avg	gp-gs	ab	r	h	2b	3b	hr	rbi	tb	slg%	bb	hp	so	gdp	ob%	sf	sh	sb-att	po	a	e	fld%
13 TAYLOR, Keenan	.571	3-2	7	3	4	1	0	1	3	8	1.143	1	2	0	0	.700	0	1	1-1	0	0	0	.000
3 STEVENS, Jo	.500	3-3	12	4	6	2	1	0	1	10	.833	1	1	1	0	.571	0	0	0-0	4	5	0	1.000
35 CASKENETTE, Connor	.375	3-3	8	4	3	0	0	1	2	6	.750	7	0	2	0	.667	0	0	0-0	23	1	0	1.000
5 GREEN, Thomas	.375	2-2	8	2	3	1	0	0	3	4	.500	2	0	1	2	.500	0	0	1-1	0	6	0	1.000
20 CORNBUM, Couper	.308	3-3	13	1	4	0	0	0	2	4	.308	2	0	2	0	.400	0	0	1-3	11	0	0	1.000
49 GAFFNEY, Luke	.267	3-3	15	2	4	1	0	1	3	8	.533	0	0	1	0	.267	0	0	0-0	21	1	0	1.000
44 SPENCE, Keenan	.250	3-3	12	1	3	1	0	0	1	4	.333	1	0	2	1	.308	0	0	0-0	5	0	0	1.000
7 GASSER, Camden	.200	3-3	10	2	2	0	0	0	1	2	.200	4	0	5	0	.429	0	0	0-1	3	4	0	1.000
1 BOLTON Jr., Mike	.100	3-2	10	0	1	1	0	0	1	2	.200	2	1	2	0	.308	0	0	1-1	6	0	0	1.000

41 CHRISMAN, Brody	.000	2-1	3	0	0	0	0	0	0	0	.000	0	0	2	0	.000	0	0	0-0	0	0	0	.000
2 GILL, Ty	.000	1-1	3	0	0	0	0	0	0	0	.000	0	0	2	0	.000	0	0	0-0	1	2	0	1.000
14 NOWIK, Breck	.000	1-0	1	0	0	0	0	0	0	0	.000	0	0	1	0	.000	0	0	0-0	0	0	0	.000
10 SUTTER, Logan	.000	1-1	1	0	0	0	0	0	0	0	.000	2	0	1	0	.667	0	0	1-1	0	0	0	.000
6 GINGERICH, Weston	.000	1-0	0	0	0	0	0	0	0	0	.000	0	0	0	0	.000	0	0	0-0	0	0	0	.000
Totals	.291	3	103	19	30	7	1	3	17	48	.466	22	4	22	3	.434	0	1	5-8	77	19	1	.990
Opponents	.305	3	105	21	32	9	3	4	20	59	.562	13	4	24	2	.395	2	0	4-4	81	38	1	.992

LOB - Team (30), Opp (26). DPs turned - Team (2), Opp (4).

(Ohio State Series Sorted by Earned run avg)

Player	era	w-l	app	gs	cg	sho	sv	ip	h	r	er	bb	so	2b	3b	hr	b/avg	wp	hp	bk	sfa	sha
36 DOORN, Carter	0.00	1-0	1	0	0	0/0	0	5.1	2	0	0	1	5	1	0	0	.111	0	0	0	0	0
8 PRATT, Davis	2.70	0-0	1	0	0	0/0	0	3.1	3	1	1	3	5	1	0	0	.250	0	0	0	1	0
18 BLACKWELL, Jonathan	3.00	0-0	1	1	0	0/0	0	3.0	1	1	1	4	5	1	0	0	.100	0	0	0	0	0
37 MORALES, Jordan	13.50	0-1	1	1	0	0/0	0	4.2	12	7	7	2	4	3	0	1	.500	0	0	0	1	0
4 WAGNER, Luke	17.18	0-0	1	1	0	0/0	0	3.2	11	7	7	0	2	3	2	1	.524	1	1	0	0	0

27 SUVAL, Aaron	0.00	0-0	1	0	0	0/0	0	2.1	1	0	0	2	1	0	1	0	.125	1	1	0	0	0
43 COOK, Avery	0.00	0-0	1	0	0	0/0	0	0.2	0	0	0	0	1	0	0	0	.000	0	0	0	0	0
19 DANNELLEY, Jackson	16.88	0-1	1	0	0	0/0	0	2.2	2	5	5	1	1	0	0	2	.200	0	2	0	0	0
Totals	7.36	1-2	3	3	0	0/0	0	25.2	32	21	21	13	24	9	3	4	.305	2	4	0	2	0
Opponents	6.33	2-1	3	3	0	0/0	0	27.0	30	19	19	22	22	7	1	3	.291	2	4	0	0	1

SBA/ATT - CASKENETTE (4-4), MORALES (2-2), WAGNER (1-1), PRATT (1-1).

2024 Purdue Baseball
Overall Statistics for Purdue (as of May 10, 2024)
(Games won Sorted by Batting avg)

Record: 33-0 Home: 16-0 Away: 9-0 Neutral: 8-0 Big Ten: 13-0

Player	avg	gp-gs	ab	r	h	2b	3b	hr	rbi	tb	slg%	bb	hp	so	gdp	ob%	sf	sh	sb-att	po	a	e	fld%
49 GAFFNEY, Luke	.440	30-30	116	41	51	9	3	9	51	93	.802	15	4	16	1	.519	0	0	1-1	255	10	0	1.000
35 CASKENETTE, Connor	.390	32-29	105	37	41	8	0	10	56	79	.752	14	8	9	4	.485	3	0	1-2	196	10	0	1.000
1 BOLTON Jr., Mike	.379	30-28	95	42	36	7	1	3	19	54	.568	23	14	23	0	.553	0	3	21-24	32	0	2	.941
10 SUTTER, Logan	.373	28-22	75	23	28	10	0	6	30	56	.747	16	4	18	4	.500	1	0	4-4	3	5	2	.800
7 GASSER, Camden	.371	31-31	97	42	36	3	0	0	22	39	.402	29	3	24	0	.523	1	7	13-16	54	102	4	.975
3 STEVENS, Jo	.340	32-29	106	34	36	4	2	8	37	68	.642	12	9	16	0	.449	0	1	6-8	22	57	6	.929
44 SPENCE, Keenan	.329	27-25	82	23	27	6	0	8	25	57	.695	11	5	27	1	.430	2	0	2-2	47	1	2	.960
20 CORNBUM, Couper	.290	33-33	124	38	36	8	3	0	17	50	.403	16	2	22	2	.375	2	2	6-8	81	0	2	.976
5 GREEN, Thomas	.203	30-21	74	11	15	2	1	2	11	25	.338	7	3	18	1	.294	1	3	4-5	24	60	2	.977

14 NOWIK, Breck	.333	14-5	24	5	8	0	0	1	4	11	.458	0	4	4	2	.429	0	0	0-0	46	4	0	1.000
42 BROWN, Chase	.333	12-1	9	2	3	2	0	0	4	5	.556	4	1	2	0	.571	0	0	1-1	2	3	1	.833
2 GILL, Ty	.283	25-13	46	13	13	2	1	2	15	23	.500	11	0	8	0	.407	2	2	2-4	16	40	1	.982
13 TAYLOR, Keenan	.250	28-17	64	11	16	7	0	1	14	26	.406	10	4	9	1	.380	1	0	1-1	2	0	0	1.000
40 DOLNEY, Aaron	.227	16-5	22	4	5	2	0	1	2	10	.455	3	0	10	0	.308	1	0	0-0	45	2	0	1.000
41 CHRISMAN, Brody	.200	23-8	40	5	8	2	0	0	6	10	.250	3	2	12	0	.289	0	0	0-0	13	1	1	.933
6 GINGERICH, Weston	.182	27-0	11	1	2	0	0	0	1	2	.182	2	1	5	0	.357	0	0	0-0	13	0	0	1.000
34 MALOTT, Corbin	.167	18-0	6	5	1	1	0	0	0	2	.333	0	0	2	0	.167	0	0	2-2	0	0	0	.000
9 MELVIN, Camden	.111	11-0	9	0	1	0	0	0	0	1	.111	1	2	4	0	.333	0	0	0-0	0	0	0	.000
Totals	.329	33	1105	337	363	73	11	51	314	611	.553	177	66	229	16	.445	14	18	64-78	861	334	26	.979
Opponents	.233	33	1068	113	249	52	1	22	107	369	.346	95	19	250	34	.305	9	5	14-18	796	303	47	.959

LOB - Team (249), Opp (222). DPs turned - Team (36), Opp (20). CI - Team (0), Opp (2). IBB - Team (2), SPENCE 1, GAFFNEY 1, Opp (2). Picked off - CORNBUM 1, SUTTER 1, MELVIN 1, GASSER 1.

(Games won Sorted by Earned run avg)

Player	era	w-l	app	gs	cg	sho	sv	ip	h	r	er	bb	so	2b	3b	hr	b/avg	wp	hp	bk	sfa	sha
37 MORALES, Jordan	1.57	7-0	9	9	0	0/2	0	57.1	48	14	10	16	51	11	0	1	.226	5	2	0	2	2
4 WAGNER, Luke	4.02	7-0	9	9	0	0/2	0	47.0	54	23	21	15	39	8	1	4	.293	2	2	0	2	1

32 BACKER, CJ	0.00	0-0	5	0	0	0/1	0	5.1	3	0	0	1	4	0	0	0	.158	0	1	0	0	0
25 OLSON, Brayden	0.00	0-0	2	0	0	0/1	0	1.1	1	0	0	1	0	0	0	0	.167	0	0	0	0	0
43 COOK, Avery	1.69	2-0	13	0	0	0/1	3	21.1	9	5	4	5	22	2	0	4	.122	1	2	0	0	0
19 DANNELLEY, Jackson	1.89	0-0	7	0	0	0/2	5	19.0	5	4	4	9	18	2	0	1	.088	4	0	0	0	1
18 BLACKWELL, Jonathan	2.70	2-0	5	5	0	0/0	0	20.0	16	6	6	8	22	4	0	2	.211	1	2	0	0	0
26 VAN ASSEN, Cole	2.93	5-0	8	5	0	0/1	0	27.2	29	10	9	8	22	6	0	2	.274	2	1	0	1	0
28 HAYDEN, Enas	3.38	1-0	4	0	0	0/1	0	2.2	4	1	1	4	5	0	0	0	.333	0	1	0	0	0
8 PRATT, Davis	3.60	1-0	7	0	0	0/0	0	10.0	9	4	4	1	13	2	0	2	.237	0	1	0	0	0
27 SUVAL, Aaron	4.42	3-0	9	0	0	0/0	2	18.1	20	10	9	6	15	1	0	2	.282	1	1	0	1	1
48 LOHMAN, Griffin	4.50	0-0	5	0	0	0/1	0	4.0	5	4	2	2	3	1	0	0	.313	1	1	0	0	0
36 DOORN, Carter	4.79	3-0	10	0	0	0/1	0	20.2	15	11	11	5	18	5	0	1	.200	1	1	0	2	0
29 IWINSKI, Kyle	5.09	2-0	6	5	0	0/0	0	23.0	22	13	13	7	12	5	0	2	.256	0	3	0	1	0
11 LAMBERT, Cal	6.35	0-0	6	0	0	0/0	1	5.2	6	5	4	5	3	4	0	1	.261	1	0	1	0	0
22 STOREY, Easton	7.36	0-0	4	0	0	0/1	0	3.2	3	3	3	2	3	1	0	0	.231	0	1	0	0	0
Totals	3.17	33-0	33	33	0	5/5	11	287.0	249	113	101	95	250	52	1	22	.233	19	19	1	9	5
Opponents	10.18	0-33	33	33	0	0/0	0	265.1	363	337	300	177	229	73	11	51	.329	33	66	7	14	18

PB - Team (4), CASKENETTE 2, DOLNEY 2, Opp (7). Pickoffs - Team (7), MORALES 3, WAGNER 2, DANNELLEY 1, IWINSKI 1, Opp (4). SBA/ATT - CASKENETTE (6-9), WAGNER (7-7), DOLNEY (5-5), SUVAL (2-3), BLACKWELL (3-3), GAFFNEY (3-3), IWINSKI (1-2), DANNELLEY (0-1), HAYDEN (1-1), VAN ASSEN (0-1).

2024 Purdue Baseball
Inherited Runners/Scored Breakdown for Purdue (as of May 18, 2024)
(All games)

Opponent	Date	#43 A-cook	#26 Assen,van	#32 Backer	#18 Blackwell	#19 Dannelley	#36 Doorn	#28 Hayden	#29 Iwinski	#11 Lambert	#48 Lohman	#25 Olson	#8 Pratt	#22 Storey	#27 Suval
Stony Brook	Feb 16	2/0
Stony Brook	Feb 17	Start	1/0	3/3	0/0	2/2
Stony Brook	Feb 17	2/2	Start	3/3	0/0
Stony Brook	Feb 18	2/1	0/0	0/0
George Mason	Feb 23	1/0
George Mason	Feb 24	Start	0/0	2/2
George Mason	Feb 24	1/0	Start	0/0	0/0	0/0
George Mason	Feb 25	0/0
East Carolina	Mar 01	1/1
SE Louisiana	Mar 02	1/0
Cal State Fullerton	Mar 03	0/0	Start	2/0	0/0	1/0
Notre Dame	Mar 05	1/1	Start	0/0	0/0	0/0	2/1
UAlbany	Mar 09	0/0	0/0
UAlbany	Mar 09	1/0
UAlbany	Mar 10	0/0	0/0	Start	1/1	0/0
UAlbany	Mar 10	Start	0/0	0/0	0/0
Northern Illinois	Mar 13	0/0	Start	0/0	0/0	1/1
Samford	Mar 15	1/0	1/0
Samford	Mar 16	1/0
Samford	Mar 16	3/1	Start	2/2	1/1	2/1
Samford	Mar 17	2/2	1/0	Start	3/2	2/0	1/1
UIC	Mar 20	0/0	Start	0/0	2/0	2/0	2/2	2/1	0/0
Iowa	Mar 22	0/0	0/0
Iowa	Mar 23	2/0	2/0
Iowa	Mar 24	Start	1/0	0/0	1/1	2/1
Indiana State	Mar 26	2/0	Start	0/0	1/1	1/0
Ohio State	Mar 29	1/0
Ohio State	Mar 30	2/0	1/1
Ohio State	Mar 31	2/0	Start	3/0
Rutgers	Apr 05	0/0	2/0
Rutgers	Apr 06	1/0	2/1
Rutgers	Apr 07	Start	1/1
Indiana State	Apr 09	0/0	Start	1/0	1/0	2/0	1/1	2/1	3/3
Michigan State	Apr 12	3/0
Michigan State	Apr 13	0/0	0/0
Michigan State	Apr 14	Start	0/0	0/0	0/0
Ball State	Apr 16	0/0	Start
East Tennessee State	Apr 19	1/0	0/0
East Tennessee State	Apr 20	0/0
East Tennessee State	Apr 21	1/1	2/2	Start	0/0	3/3
Evansville	Apr 24	1/1	Start	0/0	0/0	1/0	1/0
Northwestern	Apr 26	0/0	0/0
Northwestern	Apr 27	1/0	1/1
Northwestern	Apr 28	2/0	2/0	Start	0/0
DePauw	May 01	Start	0/0	0/0	0/0	0/0
Indiana	May 03	1/0	0/0
Indiana	May 04	2/2	2/2	1/1
Indiana	May 05	0/0	Start	2/2
UIC	May 07	0/0	Start	2/0	0/0
Michigan	May 10	2/0
Michigan	May 11	0/0	1/1	1/0
Michigan	May 12	1/0	0/0	1/0	2/0	Start	0/0
Illinois	May 16	1/0	1/0	0/0
Illinois	May 17	2/1	2/2	1/0	0/0	1/1
Illinois	May 18	0/0	0/0	1/0	2/0	Start	1/1	2/0
Totals	146/63	23/6	4/1	6/3	0/0	20/4	20/6	5/3	0/0	10/4	5/4	8/6	13/6	3/2	29/18

2024 Purdue Baseball
Game Results for Purdue (as of May 18, 2024)
(All games)

Feb 16, 2024 at Sugar Land, Texas

Score by Innings	1	2	3	4	5	6	7	8	9	R	H	E
Stony Brook	0	0	0	0	0	0	0	0	0	0	6	1
Purdue	1	2	0	0	0	0	2	1	X	6	10	1

WP-MORALES, Jordan (1-0) Save-DANNELLEY, Jackson(1) LP-Smink, Eddie (0-1) T-2: A-332 A-332
HR PUR - CASKENETTE, Connor (1)

Feb 17, 2024 at Sugar Land, Texas

Score by Innings	1	2	3	4	5	6	7	8	9	R	H	E
Stony Brook	0	0	0	1	0	2	6	0	1	10	8	3
Purdue	0	0	0	1	1	2	3	0	1	8	10	3

WP-Stout, Ty (1-0) Save-Raab, JT(1) LP-LAMBERT, Cal (0-1) T-2:57 A-0

Feb 17, 2024 at Sugar Land, Texas

Score by Innings	1	2	3	4	5	6	7	8	9	R	H	E
Stony Brook	3	0	0	0	2	0	3	0	0	8	7	1
Purdue	2	0	0	2	3	5	0	0	X	12	10	1

WP-HAYDEN, Enas (1-0) Save-LAMBERT, Cal(1) LP-Rhein, Colin (0-1) T-2:25 A-285
HR SBU - Goforth, Evan (1)
HR PUR - SUTTER, Logan (1)

Feb 18, 2024 at Sugar Land, Texas

Score by Innings	1	2	3	4	5	6	7	8	9	R	H	E
Stony Brook	4	1	0	0	0	0	1	0	0	6	9	2
Purdue	0	2	0	3	0	5	3	0	X	13	10	1

WP-VAN ASSEN, Cole (1-0) LP-Rizzo, Nicholas (0-1) T-2:50 A-445
HR PUR - CASKENETTE, Connor (2), SPENCE, Keenan (1)

Feb 23, 2024 at Holly Springs, N.C.

Score by Innings	1	2	3	4	5	6	7	8	9	R	H	E
George Mason	3	0	0	1	0	0	0	0	0	4	6	1
Purdue	2	1	3	0	0	1	0	0	X	7	9	3

WP-MORALES, Jordan (2-0) Save-DANNELLEY, Jackson(2) LP-Nick Martins (0-2) T-2: A-455 A-455
HR MASON - James Quinn-Irons
HR PUR - GAFFNEY, Luke (1), SUTTER, Logan (2)

Feb 24, 2024 at Holly Springs, N.C.

Score by Innings	1	2	3	4	5	6	7	8	9	R	H	E
George Mason	2	2	0	4	0	2	1	0	0	11	20	0
Purdue	0	1	0	2	0	3	0	0	3	9	13	2

WP-Luke Goodyear (1-0) LP-BLACKWELL, Jonathan (0-1) T-2:52 A-0
HR MASON - Jordan Smith, Evan Blanchard

Feb 24, 2024 at Holly Springs, N.C.

Score by Innings	1	2	3	4	5	6	7	8	9	R	H	E
George Mason	1	0	2	0	0	0	1	0	1	5	13	3
Purdue	0	1	1	2	4	4	0	0	X	12	13	1

WP-IWINSKI, Kyle (1-0) LP-Logan Rumberg (0-1) T-2:46 A-540
HR PUR - GAFFNEY, Luke (2), SPENCE, Keenan (2)

WP-WAGNER, Luke (3-0) Save-DANNELLEY, Jackson(4) LP-Owen Birkman (0-3) T-2:30 A-1123

2024 Purdue Baseball
Game Results for Purdue (as of May 18, 2024)
(All games)

Mar 10, 2024 at West Lafayette, Ind.

Score by Innings	1	2	3	4	5	6	7	R	H	E
UAlbany	0	1	0	0	1	0	4 -	6	10	2
Purdue	7	0	7	0	0	0	2 -	16	13	1
WP-IWINSKI, Kyle (2-0)	LP-Luke Boule (0-1)							T-2:46	A-0	

Mar 10, 2024 at West Lafayette, Ind.

[illegible]

Mar 13, 2024 at West Lafayette, Ind.

Score by Innings	1	2	3	4	5	6	7	8	9	R	H	E
Northern Illinois	0	0	0	1	0	0	0	0	-	1	8	1
Purdue	0	0	1	2	3	5	0	0	X-	11	16	1
WP-SUVAL, Aaron (2-0) LP-PEDERSON, Sam (0-1) T-2:58 A-1251												
HR PUR - GAFFNEY, Luke (3), SUTTER, Logan (4), CASKENETTE, Connor (3)												

Mar 15, 2024 at West Lafayette, Ind.

Score by Innings	1	2	3	4	5	6	7	8	9	R	H	E
Samford	2	1	1	1	0	0	0	0	0 -	5	15	0
Purdue	0	0	0	0	0	1	0	0	0 -	1	7	2
WP-Michael Ross (4-0) LP-MORALES, Jordan (3-2) T-2:37 A-1017												
HR SAM - Garrett Staton (6), Garrett Howe (3)												

Mar 16, 2024 at West Lafayette, Ind.

Score by Innings	1	2	3	4	5	6	7	8	9	R	H	E
Samford	1	0	0	0	0	0	0	0	0	1	6	2
Purdue	2	2	0	0	2	0	0	0	X	6	7	1

WP-WAGNER, Luke (4-0) Save-DANNELLEY, Jackson(5) LP-Brooks Rice (3-2) T-2:16 A-0
 HR PUR - CASKENETTE, Connor (4), SUTTER, Logan (5), GILL, Ty (1)

Mar 16, 2024 at West Lafayette, Ind.

Score by Innings	1	2	3	4	5	6	7	8	9	10	R	H	E
Samford	0	0	0	2	8	0	0	2	0	0 -	12	17	4
Purdue	5	1	0	1	1	0	4	0	0	1 -	13	16	1
WP-VAN ASSEN, Cole (2-0) LP-Carson Lore (0-1) T-3:56 A-1128													
HR SAM - Lucas Steele (4), Cullen Horowicz (2)													
HR PUR - SPENCE, Keenan (4), DOLNEY, Aaron (1)													

Mar 17, 2024 at West Lafayette, Ind.

Score by Innings	1	2	3	4	5	6	7	8	9	R	H	E	
Samford	1	2	0	0	2	1	5	0	0	-	11	11	1
Purdue	0	0	3	0	3	0	0	0	4	-	10	10	0
WP-Jake Holifield (3-1) LP-OLSON, Brayden (0-1) T-3:22 A-1027													
HR SAM - Garrett Staton (7), Lucas Steele (5)													
HR PUR - GASSER, Camden (1), STEVENS, Jo (2), GILL, Ty (2)													

2024 Purdue Baseball
Game Results for Purdue (as of May 18, 2024)
(All games)

Mar 20, 2024 at West Lafayette, Ind.

Score by Innings	1	2	3	4	5	6	7	8	9	10	11	12	13	14	R	H	E	
UIC	3	0	0	1	0	0	0	0	0	0	0	0	0	2	-	6	12	4
Purdue	0	0	0	1	1	0	1	0	1	0	0	0	0	1	-	5	11	1

WP-HAWKINS, Colin (1-1) LP-BACKER, CJ (0-1) T-5:03 A-994
HR UIC - EWELL, Kendall (3)
HR PUR - CASKENETTE, Connor (5), BOLTON Jr., Mike (2)

Mar 22, 2024 at West Lafayette, Ind.

Score by Innings	1	2	3	4	5	6	7	8	9	R	H	E	
Iowa	0	0	0	1	0	0	0	2	0	-	3	6	4
Purdue	3	0	0	3	0	2	2	0	X	-	10	12	0
WP-MORALES, Jordan (4-2) LP-Brody Brecht (0-1) T-3:00 A-1139													
HR IOWA - Andy Nelson (3)													

Mar 23, 2024 at West Lafayette, Ind.

Score by Innings	1	2	3	4	5	6	7	8	9	R	H	E	
Iowa	2	1	0	0	0	0	1	0	0	-	4	14	0
Purdue	2	0	0	1	0	0	0	0	0	-	3	5	0

WP-Aaron Savary (2-0) Save-Ben DeTaeye(1) LP-DANNELLEY, Jackson (0-1) T-3:30 A-1323
HR PUR - GAFFNEY, Luke (4)

Mar 24, 2024 at West Lafayette, Ind.

Score by Innings	1	2	3	4	5	6	7	8	9	R	H	E	
Iowa	0	0	0	1	4	4	0	0	0	-	9	15	1
Purdue	0	0	2	0	1	0	1	2	0	-	6	4	4

WP-Jack Whitlock (2-2) Save-Jack Young(1) LP-IWINSKI, Kyle (2-1) T-3:06 A-1107
HR IOWA - Andy Nelson (4)
HR PUR - SPENCE, Keenan (5)

Mar 26, 2024 at Terre Haute, IND.

Score by Innings	1	2	3	4	5	6	7	8	9	R	H	E	
Purdue	3	0	1	1	0	1	0	1	0	-	7	9	0
Indiana State	0	1	0	0	6	0	0	1	X	-	8	12	2

WP-Spencer, Jared (4-0) Save-Gregersen, Simon(4) LP-DANNELLEY, Jackson (0-2) T A-1043 A-1043 kson
HR PUR - GAFFNEY, Luke (5)
HR INS - Stinson, Parker (8), Hicks, Connor (1), Magill, Grant (2)

Mar 29, 2024 at Columbus, Ohio

Score by Innings	1	2	3	4	5	6	7	8	9	R	H	E	
Purdue	2	0	0	0	0	0	0	0	0	-	2	6	0
Ohio State	1	1	0	3	2	0	1	0	X	-	8	15	0

WP-Beidelschies, Landon (3-4) LP-MORALES, Jordan (4-3) T-2:23 A-882
HR PUR - CASKENETTE, Connor
HR OSU - Giamarusti, Nick

Mar 30, 2024 at Columbus, Ohio

Score by Innings	1	2	3	4	5	6	7	8	9	R	H	E	
Purdue	0	1	6	1	0	1	0	1	0	-	10	14	1
Ohio State	2	1	1	3	0	0	0	2	3	-	12	14	0

WP-Morin, Jacob (2-0) LP-DANNELLEY, Jackson (0-3) T-3:26 A-717
HR PUR - TAYLOR, Keenan
HR OSU - Lipsey, Trey, Graveline, Matthew, Pettorini, Tyler

2024 Purdue Baseball
Game Results for Purdue (as of May 18, 2024)
(All games)

Mar 31, 2024 at Columbus, Ohio

Score by Innings	1	2	3	4	5	6	7	8	9	R	H	E	
Purdue	0	0	5	0	0	0	1	1	0	-	7	10	0
Ohio State	0	0	0	1	0	0	0	0	0	-	1	3	1
WP-DOORN, Carter (1-0) LP-Shaw, Hunter (0-2) T-2:58 A-688													
HR PUR - GAFFNEY, Luke													

Apr 05, 2024 at Piscataway, N.J.

[illegible]

Apr 06, 2024 at Piscataway, N.J.

[illegible]

Apr 07, 2024 at Piscataway, N.J.

Score by Innings	1	2	3	4	5	6	7	8	9	R	H	E
Purdue	2	0	0	2	0	0	0	0	1	5	7	1
Rutgers	0	1	0	0	0	0	1	1	0	3	7	1

WP-BLACKWELL, Jonathan (2-2) Save-SUVAL, Aaron(1) LP-Christian Coppola (4-3) T A-531 A-531 ppola
HR RU - Josh Kuroda-Grauer (4), Pete Durocher (1)

Apr 09, 2024 at West Lafayette, Ind.

[illegible]

Apr 12, 2024 at West Lafayette, Ind.

Score by Innings	1	2	3	4	5	6	7	8	9	R	H	E	
Michigan State	0	0	0	0	1	1	0	0	0	-	2	7	0
Purdue	0	1	3	0	3	0	0	0	X	-	7	9	2

WP-MORALES, Jordan (5-3) Save-COOK, Avery(1) LP-Dzierwa,Joseph (3-2) T-2:27 A-1219
HR PUR - STEVENS, Jo (3), SPENCE, Keenan (6)

Apr 13, 2024 at West Lafayette, Ind.

Score by Innings	1	2	3	4	5	6	7	8	9	R	H	E
Michigan State	0	0	0	0	0	0	0	0	-	0	5	0
Purdue	3	3	3	0	0	3	2	0	X-	14	14	1
WP-WAGNER, Luke (5-0) LP-Powers,Nick (5-3) T-2:33 A-1754												
HR PUR - GREEN, Thomas (1)												

2024 Purdue Baseball
Game Results for Purdue (as of May 18, 2024)
(All games)

Apr 14, 2024 at West Lafayette, Ind.

Score by Innings	1	2	3	4	5	6	7	8	9	R	H	E
------------------	---	---	---	---	---	---	---	---	---	---	---	---

Michigan State	0	0	0	0	0	0	0	1	0	-	1	8	1
----------------	---	---	---	---	---	---	---	---	---	---	---	---	---

Purdue	3	4	0	0	0	7	1	6	X	-	21	22	0
--------	---	---	---	---	---	---	---	---	---	---	----	----	---

WP-DOORN, Carter (3-0) LP-Ferazzi,Nick (0-3) T-3:10 A-1571

HR PUR - GAFFNEY, Luke (7), NOWIK, Breck (1), STEVENS, Jo (4)

Apr 16, 2024 at West Lafayette, Ind.

Score by Innings	1	2	3	4	5	6	7	R	H	E
------------------	---	---	---	---	---	---	---	---	---	---

Ball State	0	1	0	1	0	0	1	-	3	6	0
------------	---	---	---	---	---	---	---	---	---	---	---

Purdue	0	0	7	1	0	1	4	-	13	9	0
--------	---	---	---	---	---	---	---	---	----	---	---

WP-VAN ASSEN, Cole (3-0) LP-Will Jacobson (1-2) T-2:25 A-1124

HR BSU - Decker Scheffler (5), Korbin Griffin (1), Blake Bevis (8)

HR PUR - GAFFNEY, Luke (8), CASKENETTE, Connor (8)

Apr 19, 2024 at West Lafayette, Ind.

Score by Innings	1	2	3	4	5	6	7	8	9	R	H	E
------------------	---	---	---	---	---	---	---	---	---	---	---	---

East Tennessee Stat	0	1	4	4	0	0	0	0	0	-	9	12	1
---------------------	---	---	---	---	---	---	---	---	---	---	---	----	---

Purdue	0	2	0	0	2	0	0	0	3	-	7	7	2
--------	---	---	---	---	---	---	---	---	---	---	---	---	---

WP-Jace Hyde (4-3) LP-MORALES, Jordan (5-4) T-2:47 A-1364

HR ETSU - Cameron Sisneros (15)

HR PUR - GAFFNEY, Luke (10), TAYLOR, Keenan (3), SUTTER, Logan (7)

Apr 20, 2024 at West Lafayette, Ind.

Score by Innings	1	2	3	4	5	6	7	R	H	E
------------------	---	---	---	---	---	---	---	---	---	---

East Tennessee Stat	0	2	1	1	3	0	0	-	7	11	2
---------------------	---	---	---	---	---	---	---	---	---	----	---

Purdue	1	4	2	6	1	4	X	-	18	11	0
--------	---	---	---	---	---	---	---	---	----	----	---

WP-WAGNER, Luke (6-0) LP-Andrew Ronne (4-4) T-2:31 A-1139

HR ETSU - Blake Jacklin (3)

HR PUR - BOLTON Jr., Mike (3), GAFFNEY, Luke (10), TAYLOR, Keenan (3), SUTTER, Logan (7)

Apr 21, 2024 at West Lafayette, Ind.

Score by Innings	1	2	3	4	5	6	7	R	H	E
------------------	---	---	---	---	---	---	---	---	---	---

East Tennessee Stat	0	0	0	7	1	4	0	-	12	12	0
---------------------	---	---	---	---	---	---	---	---	----	----	---

Purdue	0	2	0	0	0	0	0	-	2	6	3
--------	---	---	---	---	---	---	---	---	---	---	---

WP-Michael Harpster (6-1) LP-IWINSKI, Kyle (2-2) T-2:11 A-1313

HR ETSU - Cody Miller (2)

HR PUR - SPENCE, Keenan (7)

Apr 24, 2024 at West Lafayette, Ind.

Score by Innings	1	2	3	4	5	6	7	8	9	R	H	E
------------------	---	---	---	---	---	---	---	---	---	---	---	---

Evansville	2	0	0	0	0	0	0	1	3	-	6	8	4
------------	---	---	---	---	---	---	---	---	---	---	---	---	---

Purdue	4	2	1	1	1	0	0	1	X	-	10	9	1
--------	---	---	---	---	---	---	---	---	---	---	----	---	---

WP-VAN ASSEN, Cole (4-0) LP-Kevin Reed (3-1) T-3:16 A-1099

Apr 26, 2024 at Chicago, IL

Score by Innings	1	2	3	4	5	6	7	8	9	R	H	E
------------------	---	---	---	---	---	---	---	---	---	---	---	---

Purdue	1	0	2	0	0	0	0	4	2	-	9	10	0
--------	---	---	---	---	---	---	---	---	---	---	---	----	---

Northwestern	0	0	0	2	0	0	0	1	0	-	3	6	2
--------------	---	---	---	---	---	---	---	---	---	---	---	---	---

WP-MORALES, Jordan (6-4) LP-POTTHOFF, KYLE (3-3) T-2:44 A-0

HR NU - MCELFRATRICK, OWEN

2024 Purdue Baseball
Game Results for Purdue (as of May 18, 2024)
(All games)

Apr 27, 2024 at Evanston, IL

Score by Innings	1	2	3	4	5	6	7	8	9	R	H	E
Purdue	1	1	4	0	2	0	2	0	0	10	14	1
Northwestern	0	0	0	1	2	0	3	1	0	7	12	0

WP-WAGNER, Luke (7-0) LP-BENNECHE, LUKE (1-2) T-2:56 A-525

HR PUR - BOLTON Jr., Mike (4), GAFFNEY, Luke (11), CASKENETTE, Connor (9), STEVENS, Jo 2 (6), SPENCE, Keen

HR NU - KNOTT, PRESTON (6), MCELFRATRICK, OWEN (7), LIOLIOS, TRENT (7)

Apr 28, 2024 at Evanston, IL

Score by Innings	1	2	3	4	5	6	7	8	9	R	H	E
Purdue	1	0	3	0	3	0	3	0	1	11	12	1
Northwestern	0	0	0	2	0	0	0	1	0	3	5	1

WP-COOK, Avery (1-1) LP-MCCLURE, MATT (3-4) T-2:26 A-567

HR PUR - CASKENETTE, Connor 2 (11), STEVENS, Jo (7)

HR NU - MARKINSON, BENNETT

May 01, 2024 at West Lafayette, Ind.

Score by Innings	1	2	3	4	5	6	7	R	H	E
DePauw	0	0	0	0	0	0	0	0	3	0
Purdue	3	0	1	0	0	1	X	15	12	1

WP-VAN ASSEN, Cole (5-0) LP-Charlie Hawk (2-3) T-2:14 A-2569

HR PUR - CASKENETTE, Connor (12), STEVENS, Jo (8), SUTTER, Logan (8)

May 03, 2024 at West Lafayette, Ind.

Score by Innings	1	2	3	4	5	6	7	8	9	R	H	E
Indiana	1	0	0	0	0	1	0	1	1	4	8	4
Purdue	2	0	0	0	0	0	2	3	X	7	10	0

WP-COOK, Avery (2-1) Save-SUVAL, Aaron(2) LP-Risedorph, Brayden (2-6) T-2:52 A-2226

HR IND - Taylor, Devin (12)

May 04, 2024 at West Lafayette, Ind.

Score by Innings	1	2	3	4	5	6	7	8	9	R	H	E
Indiana	0	0	0	0	0	0	6	0	4	10	13	2
Purdue	0	0	0	1	0	0	0	0	1	2	7	1

WP-Bothwell, Ty (6-2) LP-WAGNER, Luke (7-1) T-2:52 A-2619

HR IND - Mathison, Carter (12)

May 05, 2024 at West Lafayette, Ind.

Score by Innings	1	2	3	4	5	6	7	8	9	R	H	E
Indiana	0	0	0	0	0	0	1	0	4	5	8	0
Purdue	1	1	0	0	0	2	0	0	0	4	7	1

WP-Vogel, Jacob (1-0) LP-SUVAL, Aaron (3-1) T-2:53 A-2257

May 07, 2024 at Chicago, Ill.

Score by Innings	1	2	3	4	5	6	7	8	9	R	H	E
Purdue	5	1	0	0	0	2	1	2	0	11	12	1
UIC	0	3	1	3	0	1	0	0	1	9	12	1

WP-PRATT, Davis (1-0) Save-COOK, Avery(2) LP-WACHOWIAK, Presley (1-3) T-2:36 A-271

HR PUR - GAFFNEY, Luke (12), STEVENS, Jo (9), GILL, Ty (3), GREEN, Thomas (2)

HR UIC - ZIELINSKI, Zane, EWELL, Kendall

2024 Purdue Baseball
Game Results for Purdue (as of May 18, 2024)
(All games)

May 10, 2024 at Ann Arbor, Mich.

Score by Innings	1	2	3	4	5	6	7	8	9	R	H	E
Purdue	0	0	0	0	0	0	3	0	1	4	7	0
Michigan	0	0	0	0	0	0	0	0	0	0	5	0

WP-MORALES, Jordan (7-4) Save-COOK, Avery(3) LP-Kurt Barr (5-3) T-2:15 A-1326
HR PUR - SPENCE, Keenan 2 (10)

May 11, 2024 at Ann Arbor, Mich.

Score by Innings	1	2	3	4	5	6	7	8	9	R	H	E
Purdue	0	1	0	2	2	0	1	0	0	6	9	0
Michigan	1	0	0	4	0	0	1	0	1	7	12	2

WP-Jacob Denner (7-4) LP-COOK, Avery (2-2) T-2:54 A-1185
HR PUR - CASKENETTE, Connor (13)
HR MICH - Stephen Hrustich (13), Collin Priest (8)

May 12, 2024 at Ann Arbor, Mich.

Score by Innings	1	2	3	4	5	6	7	8	9	R	H	E
Purdue	0	0	2	0	0	2	0	1	1	6	8	0
Michigan	1	1	2	0	0	4	0	0	X	8	13	1

WP-Dylan Vigue (2-3) Save-Ricky Kidd(3) LP-VAN ASSEN, Cole (5-1) T-2:45 A-1190
HR MICH - Mitch Voit (10), Stephen Hrustich (14), Will Rogers (7), Kyle Dervedde (2)

May 16, 2024 at West Lafayette, Ind.

Score by Innings	1	2	3	4	5	6	7	8	9	R	H	E
Illinois	3	2	0	0	0	0	0	0	0	5	6	2
Purdue	0	1	0	2	0	1	0	0	0	4	6	1

WP-Crowder, Jack. (6-1) Save-Glassey, Joseph(7) LP-MORALES, Jordan (7-5) T-3:0 A-1563 A-1563 n
HR ILL - Moerman, Ryan (16)

May 17, 2024 at West Lafayette, Ind.

Score by Innings	1	2	3	4	5	6	7	8	9	R	H	E
Illinois	0	0	0	0	1	0	7	0	1	9	8	1
Purdue	1	0	0	0	1	0	2	0	0	4	8	0

WP-Sanchez, Julius (1-0) LP-SUVAL, Aaron (3-2) T-3:12 A-1854
HR ILL - Janik, Camden (7), Valincius, Vytas (12), Moerman, Ryan (17)
HR PUR - BOLTON Jr., Mike (5)

May 18, 2024 at West Lafayette, Ind.

Score by Innings	1	2	3	4	5	6	7	8	9	R	H	E
Illinois	4	1	0	1	0	8	3	1	0	18	19	0
Purdue	2	0	4	0	2	0	2	0	0	10	11	2

WP-Hall, Regan (3-1) Save-Bunselmeyer, Korey(1) LP-VAN ASSEN, Cole (5-2) T-3:3 A-1934 A-1934 e
HR ILL - Westcott, Drake 2 (16), Moerman, Ryan (18)
HR PUR - TAYLOR, Keenan (4), SPENCE, Keenan (11), GREEN, Thomas (3)

2024 Purdue Baseball
Miscellaneous Stats for Purdue (as of May 18, 2024)
(All games)

Multiple Hit Games	2	3	4	5+	Total
49 GAFFNEY, Luke	13	7	2	-	22
20 CORNBUM, Couper	13	3	-	-	16
35 CASKENETTE, Conn	12	4	-	-	16
7 GASSER, Camden	13	2	-	-	15
3 STEVENS, Jo	9	3	-	-	12
44 SPENCE, Keenan	8	3	-	-	11
10 SUTTER, Logan	9	2	-	-	11
1 BOLTON Jr., Mike	5	5	-	-	10
5 GREEN, Thomas	5	1	1	-	7
13 TAYLOR, Keenan	3	2	-	-	5
2 GILL, Ty	4	1	-	-	5
40 DOLNEY, Aaron	2	1	-	-	3
14 NOWIK, Breck	2	-	-	-	2
41 CHRISMAN, Brody	1	-	-	-	1
TEAM	99	34	3	0	136

Multiple RBI Games	2	3	4	5+	Total
35 CASKENETTE, Conn	11	3	1	4	19
49 GAFFNEY, Luke	10	5	2	2	19
3 STEVENS, Jo	11	2	2	-	15
44 SPENCE, Keenan	4	6	-	-	10
10 SUTTER, Logan	2	4	2	-	8
13 TAYLOR, Keenan	5	2	1	-	8
5 GREEN, Thomas	7	-	-	-	7
7 GASSER, Camden	4	2	-	-	6
20 CORNBUM, Couper	3	2	-	-	5
2 GILL, Ty	3	1	-	-	4
1 BOLTON Jr., Mike	2	1	-	1	4
41 CHRISMAN, Brody	3	-	-	-	3
14 NOWIK, Breck	-	1	-	-	1
42 BROWN, Chase	1	-	-	-	1
40 DOLNEY, Aaron	1	-	-	-	1
TEAM	67	29	8	7	111

Hitting Streaks	Longest	Current
3 STEVENS, Jo	12	1
7 GASSER, Camden	12	-
49 GAFFNEY, Luke	10	2
20 CORNBUM, Couper	10	10
1 BOLTON Jr., Mike	9	-
35 CASKENETTE, Conn	9	-
10 SUTTER, Logan	9	-
44 SPENCE, Keenan	6	1
13 TAYLOR, Keenan	4	2
2 GILL, Ty	3	2
5 GREEN, Thomas	3	1
41 CHRISMAN, Brody	2	-
14 NOWIK, Breck	2	-
40 DOLNEY, Aaron	2	-
42 BROWN, Chase	2	-
6 GINGERICH, Weston	2	2
34 MALOTT, Corbin	1	-
9 MELVIN, Camden	1	-

Reached Base Streaks	Longest	Current
1 BOLTON Jr., Mike	31	2
3 STEVENS, Jo	26	1
7 GASSER, Camden	24	-
49 GAFFNEY, Luke	17	8
10 SUTTER, Logan	17	-
35 CASKENETTE, Conn	13	5
20 CORNBUM, Couper	12	12
44 SPENCE, Keenan	11	1
5 GREEN, Thomas	7	1
13 TAYLOR, Keenan	6	2
2 GILL, Ty	5	2
40 DOLNEY, Aaron	5	-
42 BROWN, Chase	4	-
6 GINGERICH, Weston	3	3
9 MELVIN, Camden	3	-
41 CHRISMAN, Brody	3	-
14 NOWIK, Breck	2	-
34 MALOTT, Corbin	1	-

2024 Purdue Baseball
Miscellaneous Stats for Purdue (as of May 18, 2024)
(All games)

Starting Lineup By Position
(Team W-L record when starter)

PITCHER:		
37 MORALES, Jordan	14	(9-5)
4 WAGNER, Luke	14	(9-5)
29 IWINSKI, Kyle	10	(5-5)
18 BLACKWELL, Jona	9	(5-4)
26 VAN ASSEN, Cole	8	(5-3)
CATCHER:		
35 CASKENETTE, Con	47	(29-18)
40 DOLNEY, Aaron	6	(3-3)
49 GAFFNEY, Luke	2	(1-1)
FIRST BASE:		
49 GAFFNEY, Luke	48	(29-19)
14 NOWIK, Breck	6	(4-2)
10 SUTTER, Logan	1	(0-1)
SECOND BASE:		
2 GILL, Ty	27	(13-14)
5 GREEN, Thomas	27	(19-8)
42 BROWN, Chase	1	(1-0)
THIRD BASE:		
3 STEVENS, Jo	49	(29-20)
10 SUTTER, Logan	6	(4-2)
SHORTSTOP:		
7 GASSER, Camden	49	(31-18)
5 GREEN, Thomas	6	(2-4)
LEFT FIELD:		
1 BOLTON Jr., Mike	47	(28-19)
41 CHRISMAN, Brody	6	(4-2)
13 TAYLOR, Keenan	2	(1-1)
CENTER FIELD:		
20 CORNBUM, Coup	55	(33-22)
RIGHT FIELD:		
44 SPENCE, Keenan	45	(25-20)
13 TAYLOR, Keenan	6	(4-2)
41 CHRISMAN, Brody	4	(4-0)
DESIGNATED HITTER:		
10 SUTTER, Logan	31	(18-13)
13 TAYLOR, Keenan	17	(12-5)
14 NOWIK, Breck	2	(1-1)
40 DOLNEY, Aaron	2	(2-0)
35 CASKENETTE, Con	2	(0-2)
49 GAFFNEY, Luke	1	(0-1)

Starting Lineup By Lineup Spot
(Team W-L record when starter)

LEADOFF:		
1 BOLTON Jr., Mike	42	(24-18)
20 CORNBUM, Coup	12	(8-4)
7 GASSER, Camden	1	(1-0)
2ND SPOT:		
7 GASSER, Camden	30	(18-12)
20 CORNBUM, Coup	22	(13-9)
41 CHRISMAN, Brody	1	(0-1)
2 GILL, Ty	1	(1-0)
3 STEVENS, Jo	1	(1-0)
3RD SPOT:		
49 GAFFNEY, Luke	40	(24-16)
35 CASKENETTE, Con	15	(9-6)
CLEANUP:		
35 CASKENETTE, Con	26	(15-11)
10 SUTTER, Logan	13	(8-5)
49 GAFFNEY, Luke	10	(6-4)
3 STEVENS, Jo	3	(3-0)
44 SPENCE, Keenan	2	(0-2)
13 TAYLOR, Keenan	1	(1-0)
5TH SPOT:		
10 SUTTER, Logan	18	(11-7)
13 TAYLOR, Keenan	15	(11-4)
3 STEVENS, Jo	10	(5-5)
35 CASKENETTE, Con	8	(5-3)
40 DOLNEY, Aaron	2	(1-1)
49 GAFFNEY, Luke	1	(0-1)
44 SPENCE, Keenan	1	(0-1)
6TH SPOT:		
3 STEVENS, Jo	20	(10-10)
44 SPENCE, Keenan	11	(7-4)
14 NOWIK, Breck	6	(3-3)
13 TAYLOR, Keenan	6	(5-1)
20 CORNBUM, Coup	5	(2-3)
40 DOLNEY, Aaron	3	(2-1)
5 GREEN, Thomas	2	(2-0)
41 CHRISMAN, Brody	2	(2-0)
7TH SPOT:		
44 SPENCE, Keenan	26	(15-11)
10 SUTTER, Logan	6	(2-4)
3 STEVENS, Jo	6	(4-2)
2 GILL, Ty	4	(4-0)
41 CHRISMAN, Brody	4	(3-1)
20 CORNBUM, Coup	3	(2-1)
40 DOLNEY, Aaron	2	(1-1)
14 NOWIK, Breck	2	(2-0)
13 TAYLOR, Keenan	2	(0-2)
8TH SPOT:		
5 GREEN, Thomas	23	(13-10)
2 GILL, Ty	14	(5-9)
3 STEVENS, Jo	7	(5-2)
20 CORNBUM, Coup	4	(4-0)
44 SPENCE, Keenan	3	(3-0)
41 CHRISMAN, Brody	2	(2-0)
10 SUTTER, Logan	1	(1-0)
13 TAYLOR, Keenan	1	(0-1)
9TH SPOT:		
7 GASSER, Camden	18	(12-6)
20 CORNBUM, Coup	9	(4-5)
5 GREEN, Thomas	8	(6-2)
2 GILL, Ty	8	(3-5)
1 BOLTON Jr., Mike	5	(4-1)
3 STEVENS, Jo	2	(1-1)
44 SPENCE, Keenan	2	(0-2)
41 CHRISMAN, Brody	1	(1-0)

2024 Purdue Baseball
Miscellaneous Stats for Purdue (as of May 18, 2024)
(All games)

STARTERS SUMMARY

[illegible]

2024 Purdue Baseball
Games Summary for Purdue (as of May 18, 2024)
(All games)

Score by innings	1	2	3	4	5	6	7	8	9	EX	Total
Purdue	75	36	87	44	54	56	44	24	25	4	449
Opponents	42	23	18	55	35	32	51	23	26	2	307

Record when ...											
Overall	33-22							After 6 leading		28-5	
Conference	13-11						 trailing		1-13	
Non-Conference	20-11						 tied		4-4	
Home games	16-13							After 7 leading		26-2	
Away games	9-7						 trailing		1-17	
Neutral site	8-2						 tied		0-2	
Day games	24-17							After 8 leading		25-2	
Night games	9-5						 trailing		1-18	
vs Left starter	8-6						 tied		1-1	
vs Right starter	25-16										
1-Run games	1-7							Hit 0 home runs		11-9	
2-Run games	4-5							... 1 home run		6-9	
5+Run games	22-8							... 2+ home runs		16-4	
Extra innings	2-1										
Shutouts	5-0							Opponent 0 home runs		19-4	
							 1 home run		8-7	
Scoring 0-2 runs	0-6						 2+ HRs		6-11	
..... 3-5 runs	4-6										
..... 6-9 runs	9-7							Made 0 errors		11-9	
..... 10+ runs	20-3						 1 error		19-5	
							 2+ errors		3-8	
Opponent 0-2 runs	13-0										
..... 3-5 runs	11-4							Opp. made 0 errors		8-9	
..... 6-9 runs	8-10						 1 error		13-6	
..... 10+ runs	1-8						 2+ errors		12-7	
Scored in 1st inning	20-6							Out-hit opponent		26-1	
Opp. scored in 1st	10-11							Out-hit by opponent		3-18	
Scores first	21-8							Hits are tied		4-3	
Opp. scores first	12-14										

Record when team scores:											
Runs	0	1	2	3	4	5	6	7	8	9	10+
W-L	0-0	0-2	0-4	0-2	1-3	3-1	3-3	4-2	1-1	1-1	20-3

Record when opponent scores:											
Runs	0	1	2	3	4	5	6	7	8	9	10+
W-L	5-0	7-0	1-0	8-0	2-1	1-3	4-1	2-2	1-3	1-4	1-8

Record when leading after:											
Inn.	1	2	3	4	5	6	7	8			
W-L	18-4	20-6	26-8	27-6	27-7	28-5	26-2	25-2			

Record when trailing after:											
Inn.	1	2	3	4	5	6	7	8			
W-L	7-9	6-9	3-9	2-12	2-12	1-13	1-17	1-18			

Record when tied after:											
Inn.	1	2	3	4	5	6	7	8			
W-L	8-9	7-7	4-5	4-4	4-3	4-4	0-2	1-1			

Current losing streak: 5
Longest winning streak: 6
Longest losing streak: 5

Home attendance : 38023 (26 dates avg = 1462)
Away attendance : 17385 (24 dates avg = 724)
Total attendance: 55408 (50 dates avg = 1108)

2024 Purdue Baseball
Team Game-by-Game for Purdue (as of May 17, 2024)
Batting (All games)

Date	Opponent	ab	r	h	rbi	2b	3b	hr	tb	bb	ibb	sb	cs	hbp	sac	sf	gdp	k	po	a	e	lob	avg
Feb 16	vs Stony Brook	32	6	10	5	2	0	1	15	4	0	2	0	0	0	2	1	6	27	13	1	8	.312
Feb 17	vs Stony Brook	39	8	10	7	6	0	0	16	3	0	0	0	2	1	0	0	5	27	10	3	10	.282
Feb 17	vs Stony Brook	33	12	10	9	6	0	1	19	6	0	2	1	4	0	0	0	7	27	14	1	7	.288
Feb 18	vs Stony Brook	34	13	10	10	3	0	2	19	7	0	3	0	3	0	0	0	7	27	14	1	7	.290
Feb 23	vs George Mason	34	7	9	7	1	0	2	16	3	0	3	0	0	0	0	0	9	27	9	3	6	.285
Feb 24	vs George Mason	37	9	13	9	4	0	0	17	3	0	0	0	3	1	0	0	10	27	15	2	8	.297
Feb 24	vs George Mason	37	12	13	12	2	0	2	21	0	0	2	0	5	0	1	0	13	27	8	1	7	.305
Feb 25	vs George Mason	27	11	12	10	2	0	1	17	8	0	1	1	0	1	0	0	6	21	9	0	7	.319
Mar 01	at East Carolina	31	1	3	1	1	0	1	7	2	0	0	0	0	0	0	0	12	24	11	0	5	.296
Mar 02	vs SE Louisiana	31	5	7	5	1	0	2	14	4	0	1	0	1	0	0	0	5	27	10	1	7	.290
Mar 03	vs Cal State Fullerton	37	11	12	10	4	0	0	16	7	0	4	1	0	0	0	0	7	27	9	0	6	.293
Mar 05	at Notre Dame	32	2	8	2	2	0	0	10	5	0	2	0	2	0	0	2	7	24	9	0	10	.290
Mar 09	UALBANY	30	11	7	10	2	0	0	9	6	0	6	0	3	0	1	0	8	27	11	0	5	.286
Mar 09	UALBANY	34	6	10	6	3	1	0	15	3	0	2	0	1	0	0	0	7	27	12	1	8	.286
Mar 10	UALBANY	32	16	13	14	3	1	0	18	8	0	2	0	6	0	1	0	7	21	12	1	12	.294
Mar 10	UALBANY	25	12	12	11	1	3	0	19	4	0	3	0	3	0	2	1	2	21	4	1	4	.303
Mar 13	NORTHERN ILLINOIS	40	11	16	10	4	1	3	31	4	0	1	0	1	0	1	0	6	27	6	1	11	.310
Mar 15	SAMFORD	33	1	7	1	1	0	0	8	1	0	0	1	1	0	0	0	6	27	4	2	7	.304
Mar 16	SAMFORD	28	6	7	6	1	0	3	17	5	0	0	2	1	0	1	1	4	27	14	1	5	.302
Mar 16	SAMFORD	43	13	16	13	5	0	2	27	6	1	1	0	0	2	2	0	10	30	4	1	11	.306
Mar 17	SAMFORD	38	10	10	10	2	0	3	21	10	1	1	0	4	0	0	0	13	27	11	0	15	.304
Mar 20	UIC	48	5	11	5	1	0	2	18	7	0	0	1	1	3	1	1	10	42	18	1	13	.299
*Mar 22	IOWA	37	10	12	8	2	0	0	14	6	0	3	0	2	0	0	0	9	27	6	0	11	.301
*Mar 23	IOWA	30	3	5	3	0	1	1	10	6	0	2	0	2	1	0	1	7	27	10	0	9	.296
*Mar 24	IOWA	30	6	4	6	2	0	1	9	7	0	0	0	2	2	0	0	9	27	16	4	8	.290
Mar 26	at Indiana State	32	7	9	7	4	0	1	16	6	0	1	1	2	0	1	1	9	24	2	0	7	.290
*Mar 29	at Ohio State	31	2	6	2	1	0	1	10	3	0	2	0	2	0	0	1	9	24	8	0	7	.286
*Mar 30	at Ohio State	38	10	14	9	5	0	1	22	8	0	1	1	2	1	0	1	5	26	8	1	12	.290
*Mar 31	at Ohio State	34	7	10	6	1	1	1	16	11	0	2	2	0	0	0	1	8	27	3	0	11	.290
*Apr 05	at Rutgers	33	5	6	5	0	0	0	6	8	0	1	2	1	2	0	0	10	30	12	1	9	.286
*Apr 06	at Rutgers	38	8	13	8	2	0	1	18	4	0	0	0	0	1	0	1	11	27	15	2	8	.288
*Apr 07	at Rutgers	32	5	7	5	2	0	0	9	5	0	2	1	1	0	0	1	7	27	11	1	6	.286
Apr 09	INDIANA STATE	31	3	5	3	0	0	0	5	6	0	0	0	1	1	1	0	10	27	8	2	10	.283
*Apr 12	MICHIGAN STATE	31	7	9	7	3	0	2	18	2	0	0	0	3	1	0	1	4	27	4	2	6	.283
*Apr 13	MICHIGAN STATE	37	14	14	14	3	0	1	20	8	0	1	0	2	1	0	0	9	27	15	1	10	.286
*Apr 14	MICHIGAN STATE	44	21	22	21	4	0	3	35	5	0	2	0	6	1	0	0	5	27	13	0	11	.294
Apr 16	BALL STATE	26	13	9	13	1	0	2	16	11	0	1	1	3	0	0	0	5	21	6	0	8	.295
Apr 19	EAST TENNESSEE ST	35	7	7	5	1	0	3	17	4	0	2	0	4	0	0	0	4	27	7	2	9	.292
Apr 20	EAST TENNESSEE ST	26	18	11	18	1	2	4	28	7	0	0	0	4	2	0	1	5	21	11	0	3	.295
Apr 21	EAST TENNESSEE ST	27	2	6	2	1	0	1	10	2	0	2	0	0	0	0	0	8	21	12	3	6	.293
Apr 24	EVANSVILLE	33	10	9	9	3	2	0	16	7	1	3	0	5	1	1	0	8	27	13	1	14	.293
*Apr 26	at Northwestern	35	9	10	8	0	0	0	10	3	0	5	1	3	1	0	1	6	27	10	0	6	.293
*Apr 27	at Northwestern	40	10	14	10	1	0	6	33	1	0	0	0	3	0	0	1	9	27	14	1	7	.294
*Apr 28	at Northwestern	34	11	12	10	2	0	3	23	4	0	2	1	1	2	0	2	2	27	16	1	3	.296
May 01	DEPAUW	27	15	12	15	3	0	3	24	9	0	1	0	4	0	1	2	4	21	11	1	8	.298
*May 03	INDIANA	32	7	10	5	1	0	0	11	5	0	2	1	0	2	0	1	6	27	3	0	9	.298
*May 04	INDIANA	34	2	7	2	0	0	0	7	3	0	1	0	2	0	0	1	4	27	11	1	10	.296
*May 05	INDIANA	32	4	7	4	2	0	0	9	4	0	0	0	3	1	1	0	8	27	12	1	10	.295
May 07	at UIC	37	11	12	10	2	0	4	26	2	0	5	0	0	0	1	1	7	27	8	1	2	.296
*May 10	at Michigan	32	4	7	4	2	0	2	15	4	0	1	0	0	1	0	0	10	27	14	0	6	.294
*May 11	at Michigan	33	6	9	6	5	0	1	17	7	2	1	1	1	2	1	0	4	25	11	0	11	.294
*May 12	at Michigan	33	6	8	6	2	0	0	10	3	0	0	1	3	1	1	0	6	24	8	0	8	.293
*May 16	ILLINOIS	34	4	6	3	1	0	0	7	2	0	0	0	1	0	1	0	11	27	7	1	7	.291
*May 17	ILLINOIS	33	4	8	3	1	1	1	14	3	0	1	0	1	0	0	0	7	27	12	0	6	.290
Totals		1816	439	526	410	115	13	68	871	272	5	80	20	105	32	21	24	393	1419	544	49	437	.290

2024 Purdue Baseball
Team Game-by-Game for Purdue (as of May 17, 2024)
Pitching (All games)

Date	Opponent	ip	h	r	er	bb	so	2b	3b	hr	wp	bk	hbp	dp	ibb	score	w-l	sv	era
Feb 16	vs Stony Brook	9.0	6	0	0	2	7	2	0	0	1	0	0	0	0	6-0	1-0	1	0.00
Feb 17	vs Stony Brook	9.0	8	10	.6	6	10	1	2	0	0	0	3	1	1	8-10	1-1	1	3.00
Feb 17	vs Stony Brook	9.0	7	8	8	4	2	2	0	1	0	0	3	0	0	12-8	2-1	2	4.67
Feb 18	vs Stony Brook	9.0	9	6	5	2	4	2	0	0	0	0	3	1	0	13-6	3-1	2	4.75
Feb 23	vs George Mason	9.0	6	4	0	3	12	0	0	1	1	0	0	1	0	7-4	4-1	3	3.80
Feb 24	vs George Mason	9.0	20	11	11	1	4	3	1	2	2	0	0	1	0	9-11	4-2	3	5.00
Feb 24	vs George Mason	9.0	13	5	5	2	8	4	0	0	2	0	1	0	0	12-5	5-2	3	5.00
Feb 25	vs George Mason	7.0	8	1	1	2	7	0	1	0	1	0	0	2	0	11-1	6-2	3	4.63
Mar 01	at East Carolina	8.0	9	7	7	0	3	2	0	2	0	0	1	1	0	1-7	6-3	3	4.96
Mar 02	vs SE Louisiana	9.0	2	0	0	2	7	0	0	0	0	0	0	1	0	5-0	7-3	4	4.45
Mar 03	vs Cal State Fullerton	9.0	7	3	3	2	7	3	0	0	0	0	0	2	0	11-3	8-3	4	4.31
Mar 05	at Notre Dame	8.0	13	11	11	2	8	2	2	3	0	0	1	3	0	2-11	8-4	4	4.93
Mar 09	UALBANY	9.0	11	3	3	5	9	0	0	0	2	0	1	4	0	11-3	9-4	4	4.78
Mar 09	UALBANY	9.0	5	1	0	3	14	1	0	0	1	0	0	2	0	6-1	10-4	5	4.43
Mar 10	UALBANY	7.0	10	6	3	4	6	1	0	0	0	1	2	1	0	16-6	11-4	5	4.40
Mar 10	UALBANY	7.0	5	1	1	1	14	2	0	0	1	0	0	0	0	12-1	12-4	5	4.24
Mar 13	NORTHERN ILLINOIS	9.0	8	1	1	2	9	1	0	0	0	0	0	1	0	11-1	13-4	5	4.03
Mar 15	SAMFORD	9.0	15	5	4	4	11	1	0	2	0	0	1	1	1	1-5	13-5	5	4.03
Mar 16	SAMFORD	9.0	6	1	0	3	9	0	0	0	1	0	0	2	0	6-1	14-5	6	3.81
Mar 16	SAMFORD	10.0	17	12	11	7	15	4	0	2	1	0	1	0	1	13-12	15-5	6	4.16
Mar 17	SAMFORD	9.0	11	11	11	7	8	2	1	2	0	0	2	1	0	10-11	15-6	6	4.50
Mar 20	UIC	14.0	12	6	6	14	15	3	0	1	1	0	1	1	3	5-6	15-7	6	4.45
*Mar 22	IOWA	9.0	6	3	3	2	10	2	0	1	0	0	1	1	0	10-3	16-7	6	4.39
*Mar 23	IOWA	9.0	14	4	4	5	8	1	0	0	2	0	0	1	0	3-4	16-8	6	4.37
*Mar 24	IOWA	9.0	15	9	8	2	4	4	0	1	0	0	1	2	0	6-9	16-9	6	4.52
Mar 26	at Indiana State	8.0	12	8	8	6	9	1	0	3	3	0	3	0	1	7-8	16-10	6	4.68
*Mar 29	at Ohio State	8.0	15	8	8	5	9	4	0	1	0	0	0	1	0	2-8	16-11	6	4.82
*Mar 30	at Ohio State	8.2	14	12	12	3	4	3	3	3	2	0	4	1	0	10-12	16-12	6	5.09
*Mar 31	at Ohio State	9.0	3	1	1	5	11	2	0	0	0	0	0	0	0	7-1	17-12	6	4.94
*Apr 05	at Rutgers	10.0	7	3	3	3	7	1	0	1	0	0	1	1	1	5-3	18-12	6	4.86
*Apr 06	at Rutgers	9.0	10	6	5	4	4	0	0	2	0	0	0	3	0	8-6	19-12	6	4.86
*Apr 07	at Rutgers	9.0	7	3	3	1	3	1	0	2	0	0	3	1	0	5-3	20-12	7	4.81
Apr 09	INDIANA STATE	9.0	10	9	7	5	8	3	0	0	2	0	2	0	1	3-9	20-13	7	4.87
*Apr 12	MICHIGAN STATE	9.0	7	2	2	2	7	2	0	0	1	0	1	0	0	7-2	21-13	8	4.79
*Apr 13	MICHIGAN STATE	9.0	5	0	0	1	5	1	0	0	0	0	0	2	0	14-0	22-13	8	4.65
*Apr 14	MICHIGAN STATE	9.0	8	1	1	2	7	2	0	0	0	0	0	3	0	21-1	23-13	8	4.55
Apr 16	BALL STATE	7.0	6	3	3	1	5	0	0	3	1	0	0	0	0	13-3	24-13	8	4.53
Apr 19	EAST TENNESSEE ST	9.0	12	9	7	4	7	4	1	1	0	0	0	0	1	7-9	24-14	8	4.60
Apr 20	EAST TENNESSEE ST	7.0	11	7	7	3	7	2	0	1	0	0	0	1	0	18-7	25-14	8	4.69
Apr 21	EAST TENNESSEE ST	7.0	12	12	5	6	3	2	0	1	1	0	0	0	0	2-12	25-15	8	4.72
Apr 24	EVANSVILLE	9.0	8	6	6	4	10	2	0	0	1	0	1	0	0	10-6	26-15	8	4.75
*Apr 26	at Northwestern	9.0	6	3	3	3	9	2	0	1	0	0	0	1	0	9-3	27-15	8	4.71
*Apr 27	at Northwestern	9.0	12	7	7	3	6	2	0	3	1	0	0	1	0	10-7	28-15	8	4.77
*Apr 28	at Northwestern	9.0	5	3	3	5	4	2	0	1	1	0	0	2	0	11-3	29-15	8	4.72
May 01	DEPAUW	7.0	3	0	0	3	5	0	0	0	0	0	1	1	0	15-0	30-15	8	4.64
*May 03	INDIANA	9.0	8	4	4	2	7	3	0	1	1	0	0	0	0	7-4	31-15	9	4.63
*May 04	INDIANA	9.0	13	10	.6	1	5	4	0	1	0	0	1	1	0	2-10	31-16	9	4.66
*May 05	INDIANA	9.0	8	5	4	5	5	1	0	0	0	0	1	0	0	4-5	31-17	9	4.64
May 07	at UIC	9.0	12	9	9	3	9	5	0	2	1	0	0	1	0	11-9	32-17	10	4.73
*May 10	at Michigan	9.0	5	0	0	4	4	1	0	0	1	0	0	1	0	4-0	33-17	11	4.64
*May 11	at Michigan	8.1	12	7	7	5	6	5	1	2	0	0	0	0	1	6-7	33-18	11	4.69
*May 12	at Michigan	8.0	13	8	8	4	6	3	0	4	1	0	0	0	2	6-8	33-19	11	4.77
*May 16	ILLINOIS	9.0	6	5	5	6	13	1	0	1	2	0	0	1	0	4-5	33-20	11	4.77
*May 17	ILLINOIS	9.0	8	9	9	6	4	0	1	3	1	0	0	0	0	4-9	33-21	11	4.85
Totals		473.0	501	289	255	192	400	102	13	55	36	1	40	52	13	439-289	33-21	11	4.85

2024 Purdue Baseball
Season Game Highs for Purdue (as of May 18, 2024)
(All games)

TEAM GAME HIGHS

Batting

At bats:	48	-	vs UIC (Mar 20, 2024)
Runs scored:	21	-	vs Michigan State (Apr 14, 2024)
Hits:	22	-	vs Michigan State (Apr 14, 2024)
RBI's:	21	-	vs Michigan State (Apr 14, 2024)
Doubles:	6	-	vs Stony Brook (Feb 17, 2024 at Sugar Land, Texas)
	6	-	vs Stony Brook (Feb 17, 2024 at Sugar Land, Texas)
Triples:	3	-	vs UAlbany (Mar 10, 2024)
Home runs:	6	-	at Northwestern (Apr 27, 2024)
Total bases:	35	-	vs Michigan State (Apr 14, 2024)
Walks:	11	-	at Ohio State (Mar 31, 2024)
	11	-	vs Ball State (Apr 16, 2024)
Strikeouts:	13	-	vs George Mason (Feb 24, 2024 at Holly Springs, N.C.)
	13	-	vs Samford (Mar 17, 2024)
Sac hits:	3	-	vs UIC (Mar 20, 2024)
Sac flies:	2	-	vs Stony Brook (Feb 16, 2024 at Sugar Land, Texas)
	2	-	vs UAlbany (Mar 10, 2024)
	2	-	vs Samford (Mar 16, 2024)
Stolen bases:	6	-	vs UAlbany (Mar 09, 2024)
Hit by pitch:	6	-	vs UAlbany (Mar 10, 2024)
	6	-	vs Michigan State (Apr 14, 2024)
Caught stealing:	2	-	vs Samford (Mar 16, 2024)
	2	-	at Ohio State (Mar 31, 2024)
	2	-	at Rutgers (Apr 05, 2024)
Runners LOB:	15	-	vs Samford (Mar 17, 2024)
Hit into DP:	3	-	at Northwestern (Apr 28, 2024)
	3	-	vs Illinois (May 18, 2024)

Fielding

Putouts:	42	-	vs UIC (Mar 20, 2024)
Assists:	18	-	vs UIC (Mar 20, 2024)
Errors:	4	-	vs Iowa (Mar 24, 2024)
Passed balls:	1	-	(7 times)
DPs turned:	4	-	vs UAlbany (Mar 09, 2024)

Pitching

Innings pitched:	14.0	-	vs UIC (Mar 20, 2024)
Runs allowed:	18	-	vs Illinois (May 18, 2024)
Earned runs:	16	-	vs Illinois (May 18, 2024)
Walks allowed:	14	-	vs UIC (Mar 20, 2024)
Strikeouts:	15	-	vs Samford (Mar 16, 2024)
	15	-	vs UIC (Mar 20, 2024)
Hits allowed:	20	-	vs George Mason (Feb 24, 2024 at Holly Springs, N.C.)
Doubles allowed:	6	-	vs Illinois (May 18, 2024)
Triples allowed:	3	-	at Ohio State (Mar 30, 2024)
Homers allowed:	4	-	at Michigan (May 12, 2024)
Wild pitches:	3	-	at Indiana State (Mar 26, 2024)
Hit batters:	5	-	vs Illinois (May 18, 2024)

2024 Purdue Baseball
Season Game Highs for Purdue (as of May 18, 2024)
(All games)

INDIVIDUAL GAME HIGHS

Batting

At bats:	7	-	CASKENETTE, Connor vs UIC (Mar 20, 2024)
Runs scored:	4	-	(7 times)
Hits:	4	-	GAFFNEY, Luke vs Stony Brook (Feb 17, 2024 at Sugar Land, Texas)
	4	-	GREEN, Thomas vs Michigan State (Apr 14, 2024)
	4	-	GAFFNEY, Luke at Northwestern (Apr 26, 2024)
RBI's:	7	-	CASKENETTE, Connor vs Ball State (Apr 16, 2024)
	7	-	CASKENETTE, Connor at Northwestern (Apr 28, 2024)
Doubles:	3	-	GAFFNEY, Luke vs Stony Brook (Feb 17, 2024 at Sugar Land, Texas)
Triples:	1	-	(13 times)
Home runs:	2	-	STEVENS, Jo at Northwestern (Apr 27, 2024)
	2	-	CASKENETTE, Connor at Northwestern (Apr 28, 2024)
	2	-	SPENCE, Keenan at Michigan (May 10, 2024)
Total bases:	9	-	STEVENS, Jo at Northwestern (Apr 27, 2024)
	9	-	CASKENETTE, Connor at Northwestern (Apr 28, 2024)
	9	-	SPENCE, Keenan at Michigan (May 10, 2024)
Walks:	4	-	CASKENETTE, Connor at Ohio State (Mar 31, 2024)
Strikeouts:	3	-	(10 times)
Sac hits:	2	-	GASSER, Camden vs Samford (Mar 16, 2024)
	2	-	GASSER, Camden vs UIC (Mar 20, 2024)
Sac flies:	1	-	(21 times)
Stolen bases:	3	-	GASSER, Camden vs UAlbany (Mar 09, 2024)
Hit by pitch:	4	-	BOLTON Jr., Mike vs Michigan State (Apr 14, 2024)
Caught stealing:	1	-	(21 times)
Runners LOB:	7	-	BOLTON Jr., Mike at Ohio State (Mar 30, 2024)

Fielding

Putouts:	16	-	GAFFNEY, Luke vs Stony Brook (Feb 17, 2024 at Sugar Land, Texas)
Assists:	8	-	GASSER, Camden vs Michigan State (Apr 13, 2024)
Errors:	2	-	STEVENS, Jo vs George Mason (Feb 23, 2024 at Holly Springs, N.C.)
	2	-	GASSER, Camden vs Samford (Mar 15, 2024)
Passed balls:	1	-	(7 times)

Pitching

Innings pitched:	7.2	-	MORALES, Jordan vs Michigan State (Apr 12, 2024)
	7.2	-	MORALES, Jordan at Michigan (May 10, 2024)
Runs allowed:	9	-	MORALES, Jordan vs East Tennessee State (Apr 19, 2024)
Earned runs:	7	-	(5 times)
Walks allowed:	4	-	BLACKWELL, Jonathan at Ohio State (Mar 31, 2024)
	4	-	MORALES, Jordan at Michigan (May 10, 2024)
Strikeouts:	10	-	WAGNER, Luke vs UAlbany (Mar 09, 2024)
Hits allowed:	12	-	MORALES, Jordan at Ohio State (Mar 29, 2024)
Doubles allowed:	4	-	MORALES, Jordan vs East Tennessee State (Apr 19, 2024)
Triples allowed:	2	-	WAGNER, Luke at Ohio State (Mar 30, 2024)
Homers allowed:	2	-	(7 times)
Wild pitches:	2	-	MORALES, Jordan vs UAlbany (Mar 09, 2024)
	2	-	DANNELLEY, Jackson vs Iowa (Mar 23, 2024)
	2	-	STOREY, Easton vs Indiana State (Apr 09, 2024)
Hit batters:	3	-	PRATT, Davis vs Stony Brook (Feb 17, 2024 at Sugar Land, Texas)

Record: 33-22 Home: 16-13 Away: 9-7 Neutral: 8-2 Big Ten: 13-11

[illegible]

(All games Sorted by Earned run avg)

[illegible]

2024 Purdue Baseball
Conference statistics for Purdue (as of May 18, 2024)
(Big Ten games only Sorted by Batting avg)

Record: 13-11 Home: 5-7 Away: 8-4 Big Ten: 13-11

Player	avg	gp-gs	ab	r	h	2b	3b	hr	rbi	tb	slg%	bb	hp	so	gdp	ob%	sf	sh	sb-att	po	a	e	fld%
35 CASKENETTE, Connor	.322	24-24	90	22	29	3	0	6	29	50	.556	15	6	12	4	.450	0	0	0-1	145	10	0	1.000
5 GREEN, Thomas	.321	21-15	53	8	17	3	0	2	13	26	.491	3	1	8	2	.356	2	3	2-4	12	54	2	.971
49 GAFFNEY, Luke	.315	22-22	89	21	28	6	0	4	22	46	.517	10	1	13	2	.390	0	0	0-0	192	12	0	1.000
44 SPENCE, Keenan	.307	22-21	75	11	23	6	0	6	23	47	.627	6	4	19	4	.384	1	0	0-0	40	2	3	.933
1 BOLTON Jr., Mike	.291	24-23	86	26	25	6	0	2	11	37	.430	16	11	23	1	.460	0	3	11-14	43	0	2	.956
3 STEVENS, Jo	.284	24-24	88	21	25	4	1	5	21	46	.523	10	5	11	0	.388	0	3	3-4	18	38	3	.949
7 GASSER, Camden	.239	21-21	67	18	16	2	0	0	9	18	.269	20	4	21	0	.440	0	6	6-8	39	74	2	.983
20 CORNBUM, Couper	.237	24-24	97	14	23	3	0	0	8	26	.268	10	1	19	1	.315	0	1	2-5	64	0	0	1.000

42 BROWN, Chase	.750	4-0	4	1	3	2	0	0	3	5	1.250	0	1	0	0	.800	0	0	0-0	1	1	0	1.000
6 GINGERICH, Weston	.500	14-0	4	1	2	0	0	0	0	2	.500	2	0	1	0	.667	0	0	0-0	8	0	0	1.000
13 TAYLOR, Keenan	.395	18-12	38	12	15	5	0	2	11	26	.684	6	6	3	0	.540	0	1	2-2	3	0	0	1.000
10 SUTTER, Logan	.244	18-11	41	4	10	2	0	0	3	12	.293	9	2	15	1	.404	0	0	1-1	0	0	0	.000
14 NOWIK, Breck	.238	12-3	21	3	5	0	0	1	4	8	.381	1	2	5	1	.333	0	1	0-0	32	2	0	1.000
2 GILL, Ty	.184	18-12	38	5	7	1	2	0	5	12	.316	4	1	6	0	.279	0	3	0-0	24	33	3	.950
41 CHRISMAN, Brody	.118	12-3	17	1	2	0	0	0	1	2	.118	2	0	7	0	.200	1	0	0-0	6	0	0	1.000
40 DOLNEY, Aaron	.111	9-1	9	2	1	0	0	0	1	1	.111	2	0	4	0	.273	0	0	0-0	5	0	0	1.000
9 MELVIN, Camden	.000	1-0	1	0	0	0	0	0	0	0	.000	0	0	1	0	.000	0	0	0-0	0	0	0	.000
34 MALOTT, Corbin	.000	10-0	1	5	0	0	0	0	0	0	.000	0	0	0	0	.000	0	0	2-2	0	0	0	.000
Totals	.282	24	819	175	231	43	3	28	164	364	.444	116	45	168	16	.398	4	21	29-41	642	247	19	.979
Opponents	.272	24	831	131	226	53	5	31	126	382	.460	86	18	153	24	.350	8	6	8-11	636	267	24	.974

LOB - Team (195), Opp (176). DPs turned - Team (25), Opp (20). CI - Team (0), Opp (1). IBB - Team (2), SPENCE 2, Opp (4).
Picked off - CORNBUM 1, BOLTON 1.

(Big Ten games only Sorted by Earned run avg)

Player	era	w-l	app	gs	cg	sho	sv	ip	h	r	er	bb	so	2b	3b	hr	b/avg	wp	hp	bk	sfa	sha
37 MORALES, Jordan	3.38	4-2	8	8	0	0/1	0	50.2	48	19	19	16	44	14	0	2	.249	4	2	0	2	0
4 WAGNER, Luke	5.85	2-1	8	8	0	0/1	0	40.0	54	26	26	11	22	10	4	5	.327	2	1	0	1	1

28 HAYDEN, Enas	0.00	0-0	1	0	0	0/0	0	1.1	0	0	0	0	1	0	0	0	.000	0	0	0	0	0
36 DOORN, Carter	0.45	3-0	7	0	0	0/0	0	20.0	9	1	1	4	14	3	0	0	.136	0	0	0	1	0
48 LOHMAN, Griffin	2.70	0-0	3	0	0	0/1	0	3.1	2	1	1	2	4	0	0	0	.182	0	0	0	0	0
18 BLACKWELL, Jonathan	3.24	1-0	5	4	0	0/0	0	16.2	12	6	6	7	9	4	0	3	.203	0	3	0	0	0
32 BACKER, CJ	3.38	0-0	4	0	0	0/1	0	2.2	4	1	1	1	1	1	0	0	.333	1	0	0	0	0
8 PRATT, Davis	3.46	0-0	8	0	0	0/0	0	13.0	15	9	5	7	13	4	0	2	.288	0	3	0	1	1
43 COOK, Avery	6.11	2-1	12	0	0	0/1	2	17.2	11	13	12	11	17	3	0	3	.175	1	4	0	0	1
27 SUVAL, Aaron	6.35	1-2	10	0	0	0/0	2	17.0	21	13	12	9	11	2	1	4	.313	1	2	0	1	1
29 IWINSKI, Kyle	7.88	0-1	6	4	0	0/0	0	16.0	22	15	14	9	7	8	0	3	.333	1	0	0	2	0
25 OLSON, Brayden	10.80	0-0	1	0	0	0/0	0	1.2	6	3	2	0	0	1	0	0	.545	0	1	0	0	0
19 DANNELLEY, Jackson	12.75	0-2	7	0	0	0/0	0	12.0	14	17	17	6	7	2	0	5	.292	3	2	0	0	2
11 LAMBERT, Cal	27.00	0-0	3	0	0	0/0	0	0.2	4	2	2	1	2	1	0	1	.667	0	0	0	0	0
26 VAN ASSEN, Cole	33.75	0-2	2	0	0	0/0	0	1.1	4	5	5	2	1	0	0	3	.500	1	0	0	0	0
Totals	5.13	13-11	24	24	0	2/2	4	214.0	226	131	122	86	153	53	5	31	.272	14	18	0	8	6
Opponents	6.62	11-13	24	24	0	0/0	5	212.0	231	175	156	116	168	43	3	28	.282	29	45	0	4	21

PB - Team (1), CASKENETTE 1, Opp (6). Pickoffs - Team (3), WAGNER 1, BLACKWELL 1, MORALES 1, Opp (2). SBA/ATT - CASKENETTE (8-10), SUVAL (2-3), IWINSKI (1-3), MORALES (2-2), VAN ASSEN (1-1), PRATT (1-1), WAGNER (1-1).

2024 Purdue Baseball Overall Statistics for Purdue (as of May 18, 2024) (All games Sorted by Batting avg)

Record: 33-22 Home: 16-13 Away: 9-7 Neutral: 8-2 Big Ten: 13-11

Player	avg	gp-gs	ab	r	h	2b	3b	hr	rbi	tb	slg%	bb	hp	so	gdp	ob%	sf	sh	sb-att	po	a	e	fld%
49 GAFFNEY, Luke	.368	51-51	201	60	74	15	3	12	63	131	.652	28	6	30	2	.458	1	0	2-2	407	25	1	.998
7 GASSER, Camden	.338	49-49	151	52	51	6	0	1	29	60	.397	51	4	36	0	.512	1	11	17-20	77	151	9	.962
10 SUTTER, Logan	.318	47-38	132	32	42	16	0	8	37	82	.621	25	8	37	4	.452	1	0	5-5	13	9	3	.880
35 CASKENETTE, Connor	.315	53-49	181	50	57	11	0	13	69	107	.591	22	18	22	7	.433	3	0	2-3	326	24	0	1.000
3 STEVENS, Jo	.306	52-49	170	46	52	8	2	9	43	91	.535	22	17	32	0	.435	0	3	8-10	35	90	7	.947
44 SPENCE, Keenan	.292	47-45	144	33	42	12	0	11	39	87	.604	20	8	44	4	.400	3	0	2-2	82	3	3	.966
20 CORNBUM, Couper	.263	55-55	217	42	57	9	3	0	25	72	.332	22	4	41	2	.339	2	2	8-15	154	1	3	.981
1 BOLTON Jr., Mike	.259	51-47	170	51	44	10	1	5	23	71	.418	32	19	45	1	.430	0	5	23-27	73	0	4	.948
5 GREEN, Thomas	.248	46-33	113	15	28	5	1	3	23	44	.389	8	4	24	2	.313	3	5	5-7	42	103	5	.967

6 GINGERICH, Weston	.333	35-0	15	1	5	1	0	0	1	6	.400	2	1	5	0	.444	0	0	0-0	17	0	0	1.000
42 BROWN, Chase	.308	16-1	13	2	4	2	0	0	4	6	.462	4	1	3	0	.500	0	0	1-1	3	4	1	.875
13 TAYLOR, Keenan	.297	43-25	91	18	27	11	0	4	27	50	.549	13	8	14	1	.417	3	1	2-2	8	1	0	1.000
14 NOWIK, Breck	.256	24-8	39	7	10	0	0	1	4	13	.333	2	5	6	3	.370	0	1	0-0	59	7	1	.985
2 GILL, Ty	.250	43-27	92	19	23	4	3	3	18	42	.457	13	1	18	0	.343	2	5	2-4	44	73	3	.975
40 DOLNEY, Aaron	.233	28-8	43	5	10	3	0	1	6	16	.372	7	1	14	1	.346	1	0	0-0	68	2	1	.986
34 MALOTT, Corbin	.167	23-0	6	9	1	1	0	0	0	2	.333	0	0	2	0	.167	0	0	3-3	0	0	0	.000
41 CHRISMAN, Brody	.155	34-10	58	6	9	2	0	0	7	11	.190	3	2	18	0	.219	1	0	0-0	16	1	2	.895
9 MELVIN, Camden	.083	14-0	12	1	1	0	0	0	1	1	.083	2	2	4	0	.313	0	0	0-0	0	0	0	.000
Totals	.291	55	1848	449	537	116	13	71	419	892	.483	276	109	395	27	.409	21	33	80-101	1446	552	51	.975
Opponents	.275	55	1891	307	520	108	13	58	290	828	.438	199	45	405	50	.355	17	12	25-34	1399	553	70	.965

LOB - Team (441), Opp (411). DPs turned - Team (54), Opp (35). CI - Team (0), Opp (2). IBB - Team (5), SPENCE 3, GAFFNEY 1, DOLNEY 1, Opp (13). Picked off - CORNBUM 2, BOLTON 2, MELVIN 1, DOLNEY 1, SUTTER 1, GASSER 1.

(All games Sorted by Earned run avg)

Player	era	w-l	app	gs	cg	sho	sv	ip	h	r	er	bb	so	2b	3b	hr	b/avg	wp	hp	bk	sfa	sha
37 MORALES, Jordan	4.26	7-5	14	14	0	0/2	0	80.1	91	45	38	22	72	20	1	8	.284	6	4	0	3	3
4 WAGNER, Luke	4.94	7-1	14	14	0	0/2	0	71.0	88	41	39	20	52	15	5	6	.310	3	3	0	3	2

28 HAYDEN, Enas	2.25	1-0	5	0	0	0/1	0	4.0	4	1	1	4	6	0	0	0	.250	0	1	0	0	0
48 LOHMAN, Griffin	3.38	0-0	8	0	0	0/1	0	8.0	9	5	3	4	8	2	0	0	.290	1	1	0	0	0
32 BACKER, CJ	3.68	0-1	9	0	0	0/1	0	7.1	7	3	3	3	5	1	0	0	.250	2	1	0	0	0
8 PRATT, Davis	3.73	1-0	20	0	0	0/0	0	31.1	32	17	13	14	35	8	0	3	.260	0	7	0	2	1
26 VAN ASSEN, Cole	4.31	5-2	13	8	0	0/1	0	39.2	48	22	19	15	31	9	0	7	.298	3	2	0	1	0
36 DOORN, Carter	4.33	3-0	20	0	0	0/1	0	35.1	27	20	17	12	27	7	1	2	.209	2	4	0	2	0
18 BLACKWELL, Jonathan	5.00	2-2	10	9	0	0/0	0	36.0	37	20	20	12	32	7	1	6	.261	2	3	0	1	1
43 COOK, Avery	5.26	2-2	25	0	0	0/1	3	37.2	29	25	22	23	38	7	2	6	.206	3	8	0	0	2
27 SUVAL, Aaron	5.55	3-2	21	0	0	0/0	2	35.2	39	26	22	21	28	5	1	5	.281	3	3	0	2	1
19 DANNELLEY, Jackson	6.15	0-3	16	0	0	0/2	5	33.2	24	23	23	17	33	5	0	6	.203	7	2	0	0	2
29 IWINSKI, Kyle	7.19	2-2	12	10	0	0/0	0	41.1	53	34	33	15	23	14	0	5	.317	1	3	0	3	0
11 LAMBERT, Cal	8.10	0-1	10	0	0	0/0	1	6.2	9	8	6	7	5	4	0	1	.310	1	0	1	0	0
25 OLSON, Brayden	9.90	0-1	7	0	0	0/1	0	10.0	20	12	11	5	6	3	2	3	.408	1	1	0	0	0
22 STOREY, Easton	11.25	0-0	6	0	0	0/1	0	4.0	3	5	5	5	4	1	0	0	.214	2	2	0	0	0
Totals	5.06	33-22	55	55	0	5/5	11	482.0	520	307	271	199	405	108	13	58	.275	37	45	1	17	12
Opponents	7.74	22-33	55	55	1	0/0	7	466.1	537	449	401	276	395	116	13	71	.291	58	109	8	21	33

PB - Team (7), CASKENETTE 4, DOLNEY 3, Opp (11). Pickoffs - Team (12), WAGNER 3, MORALES 3, BLACKWELL 2, DANNELLEY 1, LAMBERT 1, IWINSKI 1, GAFFNEY 1, Opp (8). SBA/ATT - CASKENETTE (14-22), DOLNEY (8-8), WAGNER (8-8), IWINSKI (3-6), SUVAL (3-5), VAN ASSEN (1-3), GAFFNEY (3-3), BLACKWELL (3-3), MORALES (2-2), OLSON (2-2), HAYDEN (1-1), A-COOK (1-1), BACKER (0-1), PRATT (1-1), DANNELLEY (0-1).