

# MINNESOTA

## BASKETBALL



### GAME 24

## MINNESOTA (14-9, 3-7) vs. PURDUE (15-8, 7-3)

Saturday, February 7 – 2:00 p.m. CT  
Minneapolis, Minn. (Williams Arena)

### 2014-15 SCHEDULE

| Date   | Opponent                | TV       | Time/Result |
|--------|-------------------------|----------|-------------|
| Nov. 6 | MINNESOTA-DULUTH (EXH.) | BTN Plus | W, 95-68    |

ESPN ARMED FORCES CLASSIC (CGAS BORINQUEN, PUERTO RICO)

|         |                     |      |          |
|---------|---------------------|------|----------|
| Nov. 14 | vs. #8/9 Louisville | ESPN | L, 68-81 |
|---------|---------------------|------|----------|

NIT SEASON TIP-OFF (WILLIAMS ARENA)

|         |                  |          |           |
|---------|------------------|----------|-----------|
| Nov. 18 | WESTERN KENTUCKY | ESPN3    | W, 76-54  |
| Nov. 20 | FRANKLIN PIERCE  | BTN Plus | W, 109-57 |

|         |      |          |          |
|---------|------|----------|----------|
| Nov. 22 | UMBC | BTN Plus | W, 69-51 |
|---------|------|----------|----------|

NIT SEASON TIP-OFF (MADISON SQUARE GARDEN, NEW YORK)

|         |               |       |          |
|---------|---------------|-------|----------|
| Nov. 26 | at St. John's | ESPNU | L, 61-70 |
| Nov. 28 | vs. Georgia   | ESPNU | W, 66-62 |

|            |   |        |               |
|------------|---|--------|---------------|
| Dec. 2     | at Wake Forest (ACC/Big Ten Challenge)            | ESPNU  | W, 84-69      |
| Dec. 5     | WESTERN CAROLINA                                  | ESPN3  | W, 84-64      |
| Dec. 8     | NORTH DAKOTA                                      | ESPNU  | W, 92-56      |
| Dec. 10    | SOUTHERN  | ESPN3  | W, 85-57      |
| Dec. 19    | SEATTLE UNIVERSITY                                | BTN    | W, 92-57      |
| Dec. 22    | FURMAN  | ESPN3  | W, 86-76      |
| Dec. 27    | UNC WILMINGTON                                    | BTN    | W, 108-82     |
| Dec. 31    | at Purdue   | BTN    | L, 68-72      |
| Jan. 3     | at #12/11 Maryland                                | BTN    | L, 58-70      |
| Jan. 6     | OHIO STATE  | ESPN   | L, 72-74 (ot) |
| Jan. 10    | at Michigan                                       | ESPNU  | L, 57-62      |
| Jan. 13    | IOWA  | BTN    | L, 75-77      |
| Jan. 17    | RUTGERS   | BTN    | W, 89-80      |
| Jan. 20    | at Nebraska                                       | BTN    | L, 49-52      |
| Jan. 24    | ILLINOIS  | BTN    | W, 79-71      |
| Jan. 28    | at Penn State                                     | BTN    | L, 58-63      |
| Jan. 31    | NEBRASKA  | BTN    | W, 60-42      |
| Feb. 7     | PURDUE  | BTN    | 2:00 p.m.     |
| Feb. 12    | at Iowa   | BTN    | 6:00 p.m.     |
| Feb. 15    | at Indiana  | BTN    | 6:30 p.m.     |
| Feb. 18    | NORTHWESTERN                                      | BTN    | 8:00 p.m.     |
| Feb. 21    | at Wisconsin                                      | ESPN/2 | 11:00 a.m.    |
| Feb. 26    | at Michigan State                                 | BTN    | 6:00 p.m.     |
| Mar. 5     | WISCONSIN   | ESPN/2 | 6:00 p.m.     |
| Mar. 8     | PENN STATE  | BTN    | 12:00 p.m.    |
| Mar. 11-15 | Big Ten Tournament (United Center, Chicago, Ill.) |        |               |

all times central • schedule subject to change

### MINNESOTA ATHLETIC COMMUNICATIONS

244 Bierman Field Athletic Building, Minneapolis, MN 55447

DAN REISIG, Associate Director, Athletic Communications

Work: 612-625-4389 • Cell: 612-419-6142 • Email: dbreisig@umn.edu

GOPHERSPORTS.com



@GopherMBB



/GopherMensBasketball

### GAME INFORMATION

Date: Saturday, February 7, 2015

Time: 5:00 p.m. CT

Location: Minneapolis, Minn.

Arena: Williams Arena (14,625)

TV: BTN – Cory Provus (Play-by-Play); Shon Morris (Analyst)

Radio: Learfield/1500 ESPN Twin Cities –

Mike Grimm (Play-by-Play); Spencer Tollackson (Analyst)

Satellite Radio: XM 195/Sirius 138

### SERIES INFORMATION

Series: 168th Meeting (76-91)

Series (Home): 81st Meeting (50-30)

Current Streak: L-2

Richard Pitino vs. Purdue: 1-2

Minnesota vs. Big Ten: 729-779

Richard Pitino vs. Big Ten: 12-18

### GAME DAY TID-BITS

- Minnesota returns to action after a midweek bye, welcoming Purdue in their second meeting of the season.
- The Gophers have won three straight home games, including last Saturday's 60-42 victory over Nebraska.
- Purdue knocked off No. 21/18 Ohio State in West Lafayette, 60-58, on Wednesday night.
- Minnesota's 18-point win over the Cornhuskers represented its largest B1G margin of victory since defeating Penn State in the 2014 regular season finale, 81-63.
- The 42 points allowed was the lowest total in Richard Pitino's tenure with the Maroon and Gold and the fewest in B1G play since defeating Illinois, 59-36, on Jan. 29, 2009.
- Minnesota has dropped six of its seven conference losses by five points or fewer. The Gophers last suffered six losses by that margin in the 1983-84 season.
- Senior Andre Hollins broke out for 31 points in the win over the Scarlet Knights, tying a career-high with seven 3-pointers. It is his second-highest career scoring game (41 vs. Memphis) and the highest in B1G play. He followed it up at Nebraska with his second career double-double (21 pts., 11 reb.) and a game-high 28 points against the Illini. Hollins is averaging 21.8 points and 5.2 rebounds in his last five contests (56.1 FG%, 57.9 3FG%). Hollins is the only Gopher with over 1,500 career points and 300 career assists.
- As of Feb. 5, the Gophers are second nationally in steals per game (10.6) and sixth in assists (17.1), ranking first and second among Big Ten schools in those categories, respectively. Minnesota is eighth in Division I in turnover margin (+4.9). Nate Mason and DeAndre Mathieu are tied for 21st nationally in steals (2.17).
- The duo leads the B1G in steals while senior Mathieu is fourth in assists (4.9). Senior Maurice Walker is third in field goal shooting (.593). Junior Carlos Morris (2.0) is third among B1G players in steals. Andre Hollins is 13th in scoring among conference players at 14.5 points per game.
- In Big Ten play, Hollins is averaging a team high 15.5 points per game (B1G: 6th) while Walker is averaging a team-high 8.1 rebounds per game, placing him third in the conference.

### MINNESOTA TEAM INFORMATION

|   |    | PROBABLE STARTERS | PPG  | RPG | APG | MPG  | FG%  | OTHER           |
|---|----|-------------------|------|-----|-----|------|------|-----------------|
| G | 1  | Andre Hollins     | 14.5 | 4.2 | 2.6 | 30.6 | .439 | 1.0 spg         |
| G | 4  | DeAndre Mathieu   | 8.3  | 2.8 | 4.9 | 29.4 | .451 | 2.2 spg         |
| G | 11 | Carlos Morris     | 12.1 | 3.7 | 2.4 | 27.4 | .449 | 2.0 spg         |
| F | 24 | Joey King         | 8.9  | 3.0 | 1.7 | 28.0 | .432 | 0.5 spg         |
| C | 15 | Maurice Walker    | 12.2 | 6.7 | 0.7 | 23.0 | .593 | 1.6 spg/1.3 bpg |

|   |    | RESERVES         | PPG | RPG | APG | MPG  | FG%  | OTHER             |
|---|----|------------------|-----|-----|-----|------|------|-------------------|
| G | 2  | Nate Mason       | 9.6 | 3.1 | 2.8 | 24.9 | .417 | 2.2 spg           |
| G | 12 | Kendal Shell     | 0.8 | 0.2 | 0.3 | 3.4  | .400 | 0.1 spg           |
| C | 21 | Bakary Konaté    | 2.2 | 2.2 | 0.2 | 8.9  | .476 | 0.5 bpg/spg       |
| F | 23 | Charles Buggs    | 3.4 | 2.0 | 0.6 | 11.3 | .424 | 0.2 bpg/spg       |
| G | 25 | Mike Lukashewich | 0.0 | 0.0 | 0.0 | 3.0  | —    | 1 blk vs. Seattle |
| F | 41 | Gaston Diedhiou  | 0.0 | 0.0 | 0.0 | 2.3  | —    | —                 |
| C | 55 | Elliott Eliason  | 3.8 | 3.2 | 0.6 | 12.3 | .679 | 0.6 bpg           |

#### MINNESOTA GOLDEN GOPHERS



2014-15 Record: 13-9

Big Ten Record: 2-7

AP Head Coach:

- Richard Pitino (Providence, '05)

Career Record: 56-36 (3rd season)

Record at Minnesota: 38-22 (2nd season)

USA Today STATISTICAL LEADERS

Points: Andre Hollins (14.5)

Rebounds: Maurice Walker (6.7)

Assists: DeAndre Mathieu (4.9)

Blocks: Maurice Walker (1.3)

Steals: Mathieu/Mason (2.2)

#### PURDUE BOILERMAKERS



2014-15 Record: 15-8

Big Ten Record: 7-3

AP Head Coach: Matt Painter (Purdue, '94)

- Career Record: 231-124 (11th season)

Record at Purdue: 206-120 (10th season)

USA Today STATISTICAL LEADERS

Points: Rapsheal Davis (11.2)

Rebounds: A.J. Hammons (6.1)

Assists: Vince Edwards (2.7)

Blocks: A.J. Hammons (2.9)

Steals: Jon Octeus (1.2)

GOPHERS VS. PURDUE FACTS

|                 |   |
|-----------------|---|
| LAST GOPHER WIN | Jan. 5, 2014 (Minnesota 82, Purdue 79)  |
| LAST PURDUE WIN | Dec. 31, 2014 (Purdue 72, Minnesota 68) |

COACHES

|                            |      |
|----------------------------|------|
| RICHARD PITINO VS. PURDUE  | 1-2  |
| MATT PAINTER VS. MINNESOTA | 10-6 |

STREAKS

|                |                                   |
|----------------|-----------------------------------|
| CURRENT STREAK | Purdue, W-2                       |
| WINS OVERALL   | 8 (Feb. 2, 1952-Jan. 29, 1955)    |
| LOSSES OVERALL | 11 (Mar. 10, 1983-Mar. 12, 1988)  |
| HOME WINS      | 10 (Feb. 26, 1949-Feb. 15, 1960)  |
| HOME LOSSES    | 5 (Mar. 10, 1984-Jan. 15, 1988)   |
| AWAY WINS      | 5 (Jan. 25, 1904-Mar. 11, 1908)   |
| AWAY LOSSES    | 14 (Mar. 10, 1983-Feb. 29, 1996)* |

\*Includes vacated games

MISC.

|                               |  |
|-------------------------------|--|
| MOST GOPHERS' POINTS - WIN    | 102 (Minnesota 102, Purdue 88 - Jan. 15, 1955)                         |
| FEWEST GOPHERS' POINTS - WIN  | 14 (Minnesota 14, Purdue 13 - Mar. 6, 1915)                            |
| MOST GOPHERS' POINTS - LOSS   | 110 (Purdue 111, Minnesota 110 (2ot) - Jan. 3, 1976)                   |
| FEWEST GOPHERS' POINTS - LOSS | 8 (Purdue 23, Minnesota 8 - Mar. 3, 1913)                              |
| MOST PURDUE POINTS - WIN      | 111 (Purdue 111, Minnesota 110 (2ot) - Jan. 3, 1976)                   |
| FEWEST PURDUE POINTS - WIN    | 17 (Purdue 17, Minnesota 15 - Mar. 8, 1910)                            |
| MOST PURDUE POINTS - LOSS     | 93 (Minnesota 97, Purdue 93 - Jan. 4, 1964)                            |
| FEWEST PURDUE POINTS - LOSS   | 10 (Minnesota 18, Purdue 10 - Feb. 25, 1910)                           |
| LARGEST GOPHER WIN MARGIN     | 27 (twice - last: Minnesota 69, Purdue 42 - March 13, 2010)            |
| LARGEST PURDUE WIN MARGIN     | 28 (twice - last: Purdue 100, Minnesota 72 - March 8, 1975)            |
| OVERTIME GAMES                | Purdue leads, 7-3 (last: Purdue 77, Minnesota 74 - Feb. 5, 2014 [3ot]) |

GOPHERS VS. PURDUE (ALL-TIME)

Overall: 76-91  
Home: 50-30 • Away: 24-60 • Neutral: 2-1

|      |      |   |   |             |                            |       |   |   |              |
|------|------|---|---|-------------|----------------------------|-------|---|---|--------------|
| 1904 | 1/25 | A | W | 32-22       | 1971                       | 1/16  | A | L | 92-97 (OT)   |
| 1905 | 2/21 | A | W | 34-19       | 1972                       | 2/29  | H | W | 48-43        |
| 1906 | 2/26 | A | W | 27-25       | 1972                       | 3/7   | A | W | 49-48        |
| 1907 | 2/26 | A | W | 37-26       | 1973                       | 2/3   | H | W | 70-53        |
| 1908 | 3/11 | A | W | 34-25       | 1973                       | 3/3   | A | W | 79-66        |
| 1908 |      | H | W | forfeit     | 1974                       | 2/9   | A | L | 45-64        |
| 1910 | 2/25 | H | W | 18-10       | 1975                       | 1/4   | H | W | 54-51        |
| 1910 | 3/8  | A | L | 15-17       | 1975                       | 3/8   | A | L | 72-100       |
| 1911 | 2/5  | H | W | 23-14       | 1976                       | 1/3   | H | L | 110-111(20T) |
| 1911 | 2/25 | A | W | 19-15       | 1976                       | 3/6   | A | L | 87-94 (OT)   |
| 1912 | 2/9  | A | L | 16-30       | 1977                       | 1/15  | A | L | 64-66 (OT)   |
| 1912 | 2/24 | H | L | 12-24       | 1977                       | 2/24  | H | W | 84-78 (OT)   |
| 1913 | 2/7  | A | W | 29-27       | 1978                       | 1/26  | A | L | 64-72        |
| 1913 | 3/3  | H | L | 8-23        | 1978                       | 2/18  | H | W | 79-72        |
| 1914 | 2/14 | H | W | 21-17       | 1979                       | 1/25  | H | L | 61-64        |
| 1914 | 3/6  | A | L | 15-28       | 1979                       | 2/17  | A | L | 56-80        |
| 1915 | 2/20 | H | W | 18-14 (OT)  | 1980                       | 1/19  | H | W | 67-61        |
| 1915 | 3/6  | A | W | 14-13       | 1980                       | 2/7   | A | L | 56-58        |
| 1916 | 2/12 | A | W | 20-16       | 1981                       | 2/5   | A | L | 59-74        |
| 1916 | 2/26 | H | W | 29-18       | 1981                       | 2/14  | H | W | 92-72        |
| 1919 | 2/15 | H | W | 36-24       | 1982                       | 2/4   | H | W | 73-50        |
| 1919 | 2/24 | A | W | 26-21       | 1982                       | 2/14  | A | W | 53-52        |
| 1924 | 1/19 | H | L | 27-37       | 1983                       | 1/8   | H | W | 54-48        |
| 1924 | 2/4  | A | L | 37-40 (OT)  | 1983                       | 3/10  | A | L | 62-68        |
| 1925 | 2/7  | H | W | 36-16       | 1984                       | 1/7   | A | L | 69-72        |
| 1925 | 2/16 | A | L | 15-27       | 1984                       | 3/10  | H | L | 62-63        |
| 1927 | 1/15 | A | L | 28-32       | 1985                       | 1/5   | H | L | 65-74        |
| 1927 | 3/5  | H | L | 28-29       | 1985                       | 3/7   | A | L | 67-79        |
| 1928 | 2/27 | A | L | 27-45       | 1986                       | 1/4   | A | L | 61-68        |
| 1928 | 3/10 | H | L | 24-32       | 1986                       | 3/6   | H | L | 63-64        |
| 1930 | 2/22 | H | L | 24-42       | 1987                       | 1/14  | A | L | 59-86        |
| 1930 | 3/1  | A | L | 22-50       | 1987                       | 2/14  | H | L | 73-81        |
| 1931 | 2/16 | H | W | 30-26       | 1988                       | 1/15  | H | L | 74-82        |
| 1931 | 2/28 | A | L | 28-33       | 1988                       | 3/12  | A | L | 66-93        |
| 1933 | 1/7  | H | L | 32-42       | 1989                       | 1/18  | H | W | 76-66        |
| 1933 | 1/16 | A | L | 16-40       | 1989                       | 2/23  | A | L | 63-78        |
| 1934 | 1/6  | A | L | 30-45       | 1990                       | 1/11  | A | L | 78-86        |
| 1934 | 2/19 | H | L | 30-47       | 1990                       | 2/11  | H | W | 73-72        |
| 1936 | 2/10 | H | L | 24-39       | 1991                       | 1/17  | H | W | 59-56        |
| 1936 | 2/4  | A | L | 29-34       | 1991                       | 2/16  | A | L | 82-89        |
| 1937 | 2/8  | H | W | 45-41       | 1992                       | 2/5   | A | L | 57-65        |
| 1937 | 2/20 | A | L | 33-34       | 1992                       | 3/7   | H | L | 58-68        |
| 1939 | 2/13 | H | L | 20-30       | 1993                       | 1/9   | H | W | 81-60        |
| 1940 | 1/15 | A | L | 34-50       | 1993                       | 2/10  | A | L | 69-75        |
| 1941 | 2/22 | H | W | 68-50       | 1994                       | 1/29  | H | L | 72-75        |
| 1942 | 1/26 | A | W | 46-39       | 1994                       | 3/3   | A | L | 70-86        |
| 1942 | 2/14 | H | W | 34-27       | 1995                       | 1/7   | A | L | 60-68        |
| 1943 | 1/16 | H | L | 42-49       | 1995                       | 3/9   | H | L | 59-72        |
| 1943 | 1/18 | H | W | 50-48       | 1996                       | 1/13  | H | L | 62-76        |
| 1944 | 1/14 | A | L | 38-51       | 1996                       | 2/29  | A | L | 61-67        |
| 1944 | 1/15 | A | L | 17-43       | 1997                       | 1/25  | H | W | 91-68        |
| 1945 | 1/8  | H | W | 49-44       | 1997                       | 2/12  | A | W | 70-67        |
| 1945 | 1/27 | A | L | 45-54       | 1998                       | 1/2   | H | L | 79-83        |
| 1946 | 1/28 | H | W | 56-43       | 1998                       | 2/25  | A | L | 83-87        |
| 1946 | 3/2  | A | L | 40-65       | 1999                       | 2/23  | A | L | 43-54        |
| 1947 | 1/27 | A | L | 63-66 (OT)  | 1999                       | 2/25  | H | W | 62-48        |
| 1947 | 2/15 | H | W | 81-69       | 2000                       | 1/19  | H | L | 69-74        |
| 1948 | 2/9  | H | L | 51-53       | 2000                       | 2/19  | A | L | 61-97        |
| 1948 | 2/16 | A | L | 38-54       | 2001                       | 1/17  | H | W | 70-67        |
| 1949 | 1/15 | A | W | 67-52       | 2001                       | 1/27  | A | L | 68-83        |
| 1949 | 2/26 | H | W | 58-48       | 2001                       | 3/8   | N | L | 77-91        |
| 1950 | 1/14 | H | W | 67-40       | 2002                       | 1/12  | A | W | 87-71        |
| 1950 | 2/25 | A | L | 39-55       | 2003                       | 2/3   | H | W | 90-68        |
| 1951 | 1/13 | H | W | 78-55       | 2004                       | 1/21  | A | L | 65-72        |
| 1951 | 2/19 | A | L | 78-81       | 2004                       | 2/21  | H | L | 47-65        |
| 1952 | 2/2  | A | W | 65-50       | 2004                       | 3/11  | N | W | 63-52        |
| 1952 | 2/23 | H | W | 59-56       | 2005                       | 1/12  | H | W | 63-52        |
| 1953 | 1/26 | A | W | 77-72       | 2005                       | 2/26  | A | W | 59-57        |
| 1953 | 2/7  | H | W | 74-50       | 2006                       | 1/14  | A | L | 55-72        |
| 1954 | 1/25 | H | W | 80-64       | 2006                       | 2/22  | H | W | 62-50        |
| 1954 | 2/6  | A | W | 67-64       | 2007                       | 1/3   | H | W | 65-59        |
| 1955 | 1/15 | H | W | 102-88      | 2007                       | 2/28  | A | L | 47-66        |
| 1955 | 1/29 | A | W | 59-56 (60T) | 2008                       | 2/27  | A | L | 53-65        |
| 1956 | 2/4  | A | L | 67-75       | 2009                       | 1/22  | H | L | 62-70        |
| 1957 | 2/16 | H | W | 74-61       | 2010                       | 1/5   | A | L | 60-79        |
| 1958 | 2/22 | A | L | 79-88       | 2010                       | 2/24  | H | L | 58-59        |
| 1959 | 1/17 | H | W | 64-62       | 2010                       | 3/13  | N | W | 69-42        |
| 1959 | 2/28 | A | L | 55-67       | 2011                       | 1/13  | H | W | 70-67        |
| 1960 | 2/15 | H | W | 71-69       | 2011                       | 1/29  | A | L | 61-73        |
| 1961 | 1/14 | H | L | 64-65       | 2012                       | 1/8   | H | L | 66-79        |
| 1962 | 1/6  | H | W | 81-67       | 2013                       | 3/9   | A | L | 73-89        |
| 1962 | 2/24 | A | L | 80-94       | 2014                       | 1/5   | H | W | 82-79        |
| 1963 | 1/19 | A | W | 82-73       | 2014                       | 2/5   | A | L | 74-77 (30T)  |
| 1963 | 2/9  | H | W | 80-73       | 2014                       | 12/31 | A | L | 68-72        |
| 1964 | 1/4  | H | W | 97-93       | Bolded games later vacated |       |   |   |              |
| 1965 | 1/25 | A | W | 85-81       |                            |       |   |   |              |
| 1966 | 1/29 | A | W | 91-75       |                            |       |   |   |              |
| 1966 | 2/5  | H | W | 66-61       |                            |       |   |   |              |
| 1967 | 1/14 | H | L | 73-86       |                            |       |   |   |              |
| 1967 | 1/28 | A | L | 72-83       |                            |       |   |   |              |
| 1968 | 2/10 | A | L | 62-89       |                            |       |   |   |              |
| 1969 | 1/25 | H | L | 79-102      |                            |       |   |   |              |
| 1970 | 2/24 | H | L | 94-108      |                            |       |   |   |              |
| 1970 | 3/7  | A | L | 44-48       |                            |       |   |   |              |
| 1971 | 1/9  | H | L | 76-83       |                            |       |   |   |              |

## WEEKLY AWARDS

• The Gophers earned three BIG weekly awards in December: guard Nate Mason was named the Freshman of the Week (12/22), while the Gophers earned back-to-back Player of the Week awards: Andre Hollins (12/8) and Maurice Walker (12/15).

## ON BIG OPENERS

• The Gophers dropped their Big Ten opener at Purdue on Dec. 31.  
• Minnesota lost their BIG opener last season against Michigan, after winning at home vs. Michigan State two seasons ago.  
• The Gophers are 11-18 in Big Ten openers since the 1980-81 season (excluding vacated season).

## NON-CONFERENCE SUCCESS AT HOME

• Minnesota has won 43 consecutive non-conference home games, a streak which ranks second in the nation, trailing only Duke.  
• The Gophers have also won 18 straight games in December, with the last loss coming on the road at Illinois (Dec. 27, 2011), 81-72 in double overtime.  
• The Gophers' last December home loss was Dec. 31, 2008, in the Big Ten opener vs. Michigan State (70-58).

## OFFENSE CLICKS VS. SEAHAWKS

• In the non-conference finale vs. UNCW on Dec. 27, the Gophers put up strong numbers.  
• Minnesota's 108-point total marked the second time in a season that they reached the century mark – a feat that hadn't been accomplished since the 1989-90 season (excluding vacated years).  
• Three different Gophers set or matched career scoring totals vs. UNCW: Carlos Morris (24 pts), Nate Mason (18 pts) and Charles Buggs (13 pts).  
• DeAndre Mathieu recorded his second double-double with 13 points and a career-high 11 assists, with zero turnovers.  
• The Gophers shot 59.7 percent from the field, their second-best performance of the season, and matched a season-low for turnovers committed (8).

## GOPHERS ADD DIEDHIU, LUKASHEWICH

• Head coach Richard Pitino announced the addition of two freshman on Dec. 18 – forward Gaston Diedhiou (Dakar, Senegal/Canarias Academy) and guard Mike Lukashewich (Appleton, Wis./Appleton North).

## MARTIN TO SEEK TRANSFER

• Freshman forward Josh Martin transferred from Minnesota, effective Dec. 8, head coach Richard Pitino announced.  
• "While we are disappointed in Josh's decision to transfer, we wish him nothing but the best in the future," said Pitino.  
• Martin had appeared in seven games with the Gophers in a reserve role, recording nine points, seven rebounds and three blocks in 38 minutes of action.

## BIG NUMBERS PUT UP AT WAKE

• As part of their 15-point win at Wake Forest on Tuesday, the Gophers saw some impressive individual and team performances.  
• Andre Hollins sank seven 3-pointers, a new career-high for the senior and one short of the school record (Malik Smith/Blake Hoffarber, 8). Hollins also put up 27 points, his seventh career game with 25+ points.  
• Carlos Morris had eight steals, one shy of the school record.  
• Minnesota defeated the Demon Deacons by 15 points, 84-69, the highest margin of victory of all ACC/Big Ten Challenge games.

## SEASON OPENERS

• The Gophers historically have found success in their first game of the season, with a 90-23 record in

season openers dating back to the program's inception in 1896.

• Before the Nov. 14 trip to Puerto Rico, the Gophers had opened the season in the Twin Cities every season since 1995 when they traveled to Hawaii to face Valparaiso (later vacated).  
• Officially, the last time the Gophers opened the season away from Minneapolis was 1991, facing No. 2 Arkansas in the Maui Invitational.  
• Minnesota had won 16 straight season-opening games (excluding vacated years) prior.

## GOPHERS SIGN FOUR TO NLIs

• Head coach Richard Pitino announced the signing of four student-athletes to National Letters of Intent on Nov. 12.  
• They are guards Kevin Dorsey (Port Tobacco, Md./Clinton Christian), Jarvis Johnson (Brooklyn Park, Minn./DeLaSalle), Dupree McBrayer (Jamaica, N.Y./Sunrise Christian Academy) and forward Jonathan Nwankwo (Mount Vernon, N.Y./Victory Rock Prep).  
• "We are excited about the addition of all four student-athletes," Pitino said. "Not only are their futures very bright on the basketball court, but they will also be great representatives of our University and our basketball program."

## RECAPPING THE EXHIBITION

• The Gophers rolled past Minnesota Duluth, 95-68, on Nov. 6 at Williams Arena in the lone exhibition game of the season.  
• Five Minnesota players scored in double figures, led by 23 points from newcomer Carlos Morris.  
• Senior Elliott Eliason posted a game-high 16 rebounds while DeAndre Mathieu had eight assists.  
• As a team, the Gophers shot 58.5 percent from the field (38-65) and won the rebounding battle by a 40-31 margin over the Bulldogs.

## DOUBLE DRE

• Minnesota's starting backcourt is comprised of a pair of senior guards in Andre Hollins and DeAndre Mathieu. The two leading returning scorers were named the team's captains prior to the season.  
• Hollins, a Memphis, Tenn., native, is coming off a season that while affected by injury, saw him lead the team at 13.6 points per game. Hollins ranks 17th in career scoring at Minnesota with 1,309 points, needing just 78 points to move into the Gopher top-10.  
• Mathieu had a breakout first season in Maroon and Gold after transferring from Central Arizona College. Last year, the Knoxville, Tenn., native was second in team scoring (12.0 ppg) and led the team in assists (4.2 apg), the latter ranking fourth in the Big Ten.  
• Both Hollins and Mathieu were All-Big Ten honorable mentions following the 2013-14 season.

## GOPHERS ON TV

• Every regular season Minnesota game will be able to be watched live via television or web stream this season.  
• Beginning with the season opener vs. Louisville on ESPN, the Gophers will be featured 13 times on the ESPN family of networks, including four BIG games.  
• The Big Ten Network will carry at least 15 games on TV this season, while the BTN Plus web subscription service broadcasted the Franklin Pierce (Nov. 20) and UMBC (Nov. 22) games.  
• Minnesota's regular season finale at home against Penn State (Mar. 8) is a wild-card game that will be shown live on BTN or CBS.

# MINNESOTA MEDIA POLICIES

## MEDIA CREDENTIALS

Requests for working media credentials (newspaper, radio, TV, photo) for Minnesota home games must be made on-line at [gophersports.com/mbbmedia](http://gophersports.com/mbbmedia). Requests for credentials should be made as early as possible due to severe seat limitations in the press areas at Williams Arena. Please contact the Athletic Communications office for more information regarding the on-line credentialing system. Delivery of credentials will be handled according to individual situations, but in most cases will not be mailed. Credentials can be picked up starting two and a half hours before game time at the Williams Arena media will call gate at the west end of the south lobby of the building.

## MEDIA CREDENTIAL CRITERIA

Due to severe space limitations for media seating in Williams Arena, media requesting credentials for Golden Gopher basketball will have to meet certain criteria to gain access to press seating. The criteria will also determine where media will be located during games either in press row courtside or in the upper press row (Row 1 of balcony on north side). Order of priority:

- The originating television entity of the game will be seated courtside at center court.
- Flagship radio for both teams will be seated in the upper level press row. Any non-originating radio stations doing game updates will be seated in the upper press row. Student radio stations will be subject to space restrictions and will only be granted credentials if space allows.
- Any national publication will be granted a minimum of one credential for working press and one photography credential if needed courtside.
- The Associated Press and the primary daily newspapers of the Minneapolis/St. Paul market that provide daily coverage for Golden Gopher basketball will be granted three seats courtside. (1-photo, 2-working press). Any other requested credentials will be seated in the upper press row.
- Any visiting team's primary newspapers from its largest media market that provide daily coverage of the visiting team will be granted one credential courtside if space allows. The location of other credentialed media of the visiting team will be determined by circulation size or the visiting SID.
- Minneapolis/St. Paul local television stations with network affiliation will be granted a shooting position (located near the slash camera position) and one seat in the radio deck.
- Any local television stations from visiting markets will be seated on the radio deck.
- Daily student newspapers will be placed on the radio deck with the exception of the Minnesota Daily. The Minnesota Daily will have one credential in the courtside press row. Any additional credentialed seats will be located in the radio deck.
- Any weekly, basketball specific, or school specific publications with the exception of the Minnesota Spokesman-Recorder will be seated on the radio deck and issue of credentials will be determined by space restrictions and the media relations office. The Minnesota Spokesman-Recorder will have one credential in the courtside press row.
- If there is no space available on either press row, media can request credentials and have access during the game to the media work room located on the second level of the east addition and postgame interview areas.

## PHOTO AND FILM CREDENTIALS

All photo and game film credentials should be requested as early as possible because of severe space limitations. Photographers and film crews may work only in the designated areas. Photographers are not allowed on the court during play, but can photograph pregame and postgame activities, if they have requested such access from the media relations staff. Failure to comply will result in expulsion from the arena.

## WEEKLY PRACTICE ACCESS/INTERVIEW AVAILABILITY

Coach Pitino and select Golden Gopher players will be made available for interviews the day before each game prior to the start of that day's practice. Interviews, in most cases, will be conducted in the Williams Arena Media Room. This is subject to change at the coaches discretion. It is strongly recommended that at least 24 hours notice be given to Dan Reisig in the Athletic Communications Office to ensure that your request can be considered.

## BIG TEN/RICHARD PITINO WEEKLY MEDIA TELECONFERENCE

Starting with the beginning of Big Ten conference play in January and for the rest of the regular season, there will be a weekly teleconference coordinated by the Big Ten Conference office involving all of its men's basketball coaches. Interested media may call in and participate in the call. For a full schedule of the coaches participating, please see the Big Ten basketball weekly release.



# RICHARD PITINO

## HEAD COACH | SECOND SEASON

### Richard Pitino AT A GLANCE

|             |  |
|-------------|--|
| Born        | Sept. 16, 1982                             |
| Hometown    | Boston, Mass.                              |
| High School | St. Sebastian's School<br>(Needham, Mass.) |
| College     | Providence, 2005<br>(B.S. History)         |
| Family      | Wife, Jill; Daughter, Ava; Son, Jack       |

#### Collegiate Coaching Experience

|         |                      |                       |
|---------|----------------------|-----------------------|
| 2005-06 | Assistant Coach      | Northeastern          |
| 2006-07 | Assistant Coach      | Duquesne              |
| 2007-09 | Assistant Coach      | Louisville            |
| 2009-11 | Assistant Coach      | Florida               |
| 2011-12 | Associate Head Coach | Louisville            |
| 2012-13 | Head Coach           | Florida International |
| 2013-   | Head Coach           | Minnesota             |

#### Coaching Record

|   |                       |       |
|---|-----------------------|-------|
| 2012-13   | Florida International | 18-14 |
| • Led FIU to first winning season since 1999-2000   |                       |       |
| • Guided Panthers to 18 wins, its highest total since 1997-98   |                       |       |
| • Led FIU to its first appearance in the Sun Belt Conference Tournament championship game.                              |                       |       |
| • FIU finished with 11 conference wins on the season, the most by a Panther team since joining the Sun Belt Conference. |                       |       |
| 2013-   | Minnesota             | 39-22 |
| • Set a school record for victories in a single season (2013-14)  |                       |       |
| • Guided Gophers to NIT Championship (2014)   |                       |       |

#### Pitino's NBA Players

| Name              | Current/Last NBA Team      | Overall Pick | Year |
|-------------------|----------------------------|--------------|------|
| Russ Smith        | New Orleans Pelicans       | 47           | 2014 |
| Gorgui Dieng      | Minnesota Timberwolves     | 21           | 2013 |
| Peyton Siva       | Detroit Pistons            | 56           | 2013 |
| Chandler Parsons  | Houston Rockets            | 38           | 2011 |
| Samardo Samuels   | Cleveland Cavaliers (2013) | Free Agent   |      |
| Earl Clark        | Cleveland Cavaliers        | 14           | 2009 |
| Derrick Caracter  | Los Angeles Lakers (2012)  | 58           | 2010 |
| Chris Smith       | New York Knicks            | Free Agent   |      |
| Vernon Macklin    | Detroit Pistons (2012)     | 52           | 2011 |
| Terrance Williams | Boston Celtics (2013)      | 11           | 2009 |
| Jerry Smith       | New Jersey Nets (2012)     | Free Agent   |      |
| Jose Juan Barea   | Minnesota Timberwolves     | Free Agent   |      |

Richard Pitino is in his second season as the 17th head coach of the University of Minnesota's Golden Gopher men's basketball team.

In year one, Pitino led the Gophers to their second National Invitation Tournament championship in program history, posting a school-record 25 wins in the process. Among those victories were three top-25 wins at home in Williams Arena, knocking off #9/8 Wisconsin, #11/9 Ohio State, and #20/19 Iowa. Those were part of the 20 home wins that the Gophers amassed during the season. Pitino's first Gopher team finished with eight Big Ten victories, seventh in the conference, along with an opening-round win in the Big Ten Tournament. The 2014-15 squad featured two All-Big Ten honorable mention players in junior guards Andre Hollins and DeAndre Mathieu, the latter one of four newcomers that arrived on campus with Pitino.

"We are excited to welcome Coach Pitino to the University of Minnesota," said University President Eric Kaler at the time of his hiring. "Pitino brings the energy, skill, passion and commitment we need to lead our program and develop our student-athletes, both on and off the court."

Pitino came to Gold Country after spending one season at the helm of the Florida International University (FIU) basketball program. Prior to his arrival in South Florida, FIU had not had a winning season since 1999-2000 and in the three seasons before his hiring posted a combined record of 26-65.

"Coach Pitino is the right fit for our university, basketball program and student-athletes," said Teague. "We were impressed with the turnaround at Florida International and his prior success with Louisville and Florida. We look forward to working with Richard to build a successful long-term program."

In just one season, Pitino led the program to 18 wins, the fourth-most in program history, and its first appearance in the Sun Belt Conference Tournament championship game. FIU finished with 11 conference wins on the season, the most by a Panther team since joining the Sun Belt Conference.

"It is an unbelievable honor to have the opportunity to lead the University of Minnesota program," said Pitino. "I want to thank President Kaler, Norwood Teague and the rest of the administration for believing I am the right person to build this program and develop its student-athletes. I look forward to working with Norwood, our student-athletes and the entire athletic department."

Prior to leading FIU, Pitino served as the Associate Head Coach for one season and an assistant for two other seasons under his father, Rick, at Louisville. In three years overall with the Cardinals, he helped the program to a combined 88-25 record, a pair of NCAA Elite Eight berths (2008 and 2009) and one NCAA Final Four appearance (2012). His efforts also helped the Cards land two of top 15 recruiting classes in his three years (2007-08 and 2008-09).

Pitino also spent time as an assistant for two seasons under Billy Donovan at Florida. In his time with the Gators, the club was a combined 50-20 with back-to-back NCAA Tournament appearances, including reaching the 2011 NCAA Southeast Regional finals before falling to NCAA runner-up Butler.

Pitino has also spent time as an assistant at Duquesne (2006-07) and Northeastern (2005-06).

MINNESOTA WHEN...

|  |         |         |
|--|---------|---------|
|  | 2014-15 | 2013-14 |
| Home                                       | 12-2    | 18-3    |
| Away                                       | 1-6     | 3-7     |
| Neutral                                    | 1-1     | 4-3     |
| Nonconference (includes post-season games) | 11-2    | 17-3    |
| Big Ten Conference                         | 3-7     | 8-10    |
| Big Ten Tournament                         | —       | 1-1     |
| Leading at half                            | 14-4    | 18-6    |
| Trailing at half                           | 0-5     | 5-7     |
| Tied at half                               | —       | 2-0     |
| Leading with 5:00 left                     | 13-3    | 22-1    |
| Trailing with 5:00 left                    | 0-4     | 2-12    |
| Tied with 5:00 left                        | 1-2     | 1-0     |
| Overtime                                   | 0-1     | 1-2     |
| Shooting 50% or better from the field      | 8-0     | 8-0     |
| Shooting less than 50% from the field      | 6-9     | 17-13   |
| Opp. shoot 50% or better from the field    | 1-2     | 1-4     |
| Opp. shoot less than 50% from the field    | 13-7    | 24-9    |
| Make more 3s than opponent                 | 7-7     | 17-4    |
| Opponent makes more 3s                     | 3-2     | 5-9     |
| 3s are equal                               | 4-0     | 3-0     |
| More FT attempts than opponent             | 9-1     | 18-2    |
| Opponent had more FT attempts              | 4-7     | 7-11    |
| FT attempts are equal                      | 1-1     | —       |
| Out-rebound opponent                       | 7-2     | 12-4    |
| Out-rebounded by opponent                  | 7-7     | 10-7    |
| Rebounds are equal                         | —       | 3-2     |
| Fewer turnovers than opponent              | 12-3    | 17-2    |
| More turnovers than opponent               | 2-5     | 5-11    |
| Turnovers are equal                        | 0-1     | 3-0     |
| Bench outscores opponent's bench           | 9-5     | 14-8    |
| Opponent's bench outscores MN bench        | 4-3     | 10-5    |
| Bench points are equal                     | 1-1     | 1-0     |
| Score 70 points or more                    | 11-2    | 16-6    |
| Score fewer than 70 points                 | 3-7     | 9-7     |
| Hold opponent to less than 70 points       | 10-3    | 19-5    |
| Opponent scores 70 points or more          | 4-6     | 6-8     |
| Score 80 points or more                    | 9-0     | 11-0    |
| Games decided by 1-5 points                | 1-6     | 4-4     |
| Games decided by 6-10 points               | 3-1     | 10-3    |
| Games decided by 11-15 points              | 1-2     | 5-3     |
| Games decided by more than 15 points       | 9-0     | 6-3     |
| November                                   | 4-2     | 6-2     |
| December                                   | 7-1     | 5-0     |
| January                                    | 3-6     | 4-4     |
| February                                   | —       | 3-5     |
| March                                      | —       | 5-2     |
| April                                      | —       | 2-0     |
| On CBS, TruTV, TNT, TBS                    | —       | —       |
| On ESPN, ESPN2, ESPNU                      | 3-4     | 8-3     |
| On Big Ten Network                         | 5-5     | 11-10   |
| Other/Internet                             | 6-0     | 6-0     |
| Non-Televised                              | —       | —       |
| vs. ranked opponents                       | 0-3     | 3-7     |
| vs. unranked opponents                     | 14-6    | 22-6    |
| Miscellaneous Stats                        |         |         |
| Current streak                             | W-1     | W-5     |
| Homecourt streak                           | W-3     | W-5     |
| Neutral streak                             | W-1     | W-2     |
| Road streak                                | L-5     | L-2     |
| Wearing White                              | 9-1     | 14-1    |
| Wearing Gold                               | 3-1     | 7-3     |
| Wearing Maroon                             | 2-5     | 4-9     |
| Wearing Black/Camo                         | 0-2     | —       |
| Day Games                                  | 5-3     | 6-6     |
| Night Games                                | 9-6     | 19-7    |
| Weekday Games                              | 9-7     | 17-7    |
| Weekend Games                              | 5-2     | 8-6     |

2014-15 STARTING LINEUPS

| Games | G       | G       | G/F    | F    | F/C     | Record |
|-------|---------|---------|--------|------|---------|--------|
| 1-17  | Mathieu | Hollins | Morris | King | Walker  | 11-6   |
| 18    | Mason   | Hollins | Buggs  | King | Eliason | 0-1    |
| 19-20 | Mason   | Hollins | Morris | King | Walker  | 1-1    |
| 21-23 | Mathieu | Hollins | Morris | King | Walker  | 2-1    |

2014-15 MISCELLANEOUS STATISTICS

| ATTENDANCE                          | G  | TOTAL   | AVERAGE         | STARTS          | SEASON (CAREER) |
|-------------------------------------|----|---------|-----------------|-----------------|-----------------|
| Home                                | 14 | 166,950 | 11,925          | Andre Hollins   | 23 (112)        |
| Away                                | 7  | 73,459  | 10,494          | Joey King       | 23 (38)         |
| Neutral                             | 2  | 7,241   | 3,621           | Maurice Walker  | 22 (24)         |
| Total                               | 23 | 247,650 | 10,767          | Carlos Morris   | 22 (22)         |
|                                     |    |         |                 | DeAndre Mathieu | 20 (58)         |
|                                     |    |         |                 | Nate Mason      | 3 (3)           |
|                                     |    |         |                 | Elliott Eliason | 1 (60)          |
|                                     |    |         |                 | Charles Buggs   | 1 (1)           |
| DUNK -O- METER                      |    |         | SEASON (CAREER) |                 |                 |
| Maurice Walker                      |    |         | 13 (25)         |                 |                 |
| Charles Buggs                       |    |         | 7 (7)           |                 |                 |
| Elliott Eliason                     |    |         | 5 (12)          |                 |                 |
| Bakary Konate                       |    |         | 5 (5)           |                 |                 |
| Joey King                           |    |         | 4 (7)           |                 |                 |
| Andre Hollins                       |    |         | 3 (8)           |                 |                 |
| Carlos Morris                       |    |         | 1 (1)           |                 |                 |
| Josh Martin                         |    |         | 1 (1)           |                 |                 |
| DOUBLE-DOUBLES                      |    |         | SEASON (CAREER) |                 |                 |
| Maurice Walker                      |    |         | 2 (2)           |                 |                 |
| DeAndre Mathieu                     |    |         | 2 (2)           |                 |                 |
| Andre Hollins                       |    |         | 1 (2)           |                 |                 |
| Elliott Eliason                     |    |         | (6)             |                 |                 |
| DOUBLE-FIGURE SCORING               |    |         | SEASON (CAREER) |                 |                 |
| Andre Hollins                       |    |         | 15 (79)         |                 |                 |
| Maurice Walker                      |    |         | 15 (26)         |                 |                 |
| Carlos Morris                       |    |         | 14 (14)         |                 |                 |
| Nate Mason                          |    |         | 12 (12)         |                 |                 |
| DeAndre Mathieu                     |    |         | 10 (34)         |                 |                 |
| Joey King                           |    |         | 10 (28)         |                 |                 |
| Charles Buggs                       |    |         | 1 (2)           |                 |                 |
| Elliott Eliason                     |    |         | (8)             |                 |                 |
| 20-POINT GAMES                      |    |         | SEASON (CAREER) |                 |                 |
| Andre Hollins                       |    |         | 6 (27)          |                 |                 |
| Maurice Walker                      |    |         | 2 (2)           |                 |                 |
| Carlos Morris                       |    |         | 2 (2)           |                 |                 |
| Joey King                           |    |         | (3)             |                 |                 |
| DeAndre Mathieu                     |    |         | (1)             |                 |                 |
| DOUBLE-FIGURE ASSISTS               |    |         | SEASON (CAREER) |                 |                 |
| DeAndre Mathieu                     |    |         | 2 (2)           |                 |                 |
| DOUBLE-FIGURE REBOUNDS              |    |         | SEASON (CAREER) |                 |                 |
| Maurice Walker                      |    |         | 3 (3)           |                 |                 |
| Andre Hollins                       |    |         | 1 (2)           |                 |                 |
| Elliott Eliason                     |    |         | (11)            |                 |                 |
| GAMES MISSED (INJURY/ILLNESS/OTHER) |    |         | SEASON (CAREER) |                 |                 |
| Maurice Walker                      |    |         | (25)            |                 |                 |
| Andre Hollins                       |    |         | (3)             |                 |                 |
| Charles Buggs                       |    |         | (2)             |                 |                 |
| Elliott Eliason                     |    |         | (2)             |                 |                 |
| Joey King                           |    |         | (1)             |                 |                 |
| FOULED OUT                          |    |         | SEASON (CAREER) |                 |                 |
| Joey King                           |    |         | 2 (9)           |                 |                 |
| Maurice Walker                      |    |         | 1 (3)           |                 |                 |
| Elliott Eliason                     |    |         | (5)             |                 |                 |
| Andre Hollins                       |    |         | (3)             |                 |                 |
| DeAndre Mathieu                     |    |         | (2)             |                 |                 |

|                                    |                         |                                     |
|------------------------------------|-------------------------|-------------------------------------|
| Largest Victory                    | 52                      | vs. Franklin Pierce (11/20/14)      |
| Largest Defeat                     | 13                      | vs. Louisville (11/14/14)           |
| Largest Halftime Lead              | 24                      | vs. Franklin Pierce (11/20/14)      |
| Largest Halftime Deficit           | 13                      | twice; last at Penn State (1/28/15) |
| Most Points In First Half          | 55                      | vs. Franklin Pierce (11/20/14)      |
| Most Points In Second Half         | 54                      | twice; last vs. UNCW (12/27/14)     |
| Most Points Allowed In First Half  | 43                      | vs. Louisville (11/14/14)           |
| Most Points Allowed In Second Half | 47                      | at Purdue (12/31/14)                |
| Best Field Goal Pct. In A Half     | .680 (17-25) - 1st half | vs. Southern (12/10/14)             |
| Largest Lead                       | 53                      | vs. Franklin Pierce (11/20/14)      |
| Largest Lead On Road               | 19                      | at Wake Forest (12/2/14)            |
| Largest Lead - Neutral Site        | 16                      | vs. Georgia (11/28/14)              |
| Largest Blown Lead - Loss          | 13                      | at Purdue (12/31/14)                |
| Largest Deficit                    | 20                      | vs. Louisville (11/14/14)           |
| Largest Deficit At Home            | 17                      | vs. Iowa (1/13/15)                  |



# CAREER RECORDS

## SCORING

| Player (Seasons)                      | Pts.  |
|---------------------------------------|-------|
| 1. Mychal Thompson (1975-78)          | 1,992 |
| 2. Willie Burton (1987-90)            | 1,800 |
| 3. Randy Breuer (1979-83)             | 1,777 |
| 4. Sam Jacobson (1995-98)             | 1,709 |
| 5. Kevin McHale (1977-80)             | 1,704 |
| 6. Andre Hollins (2011-Present)       | 1,642 |
| 7. Quincy Lewis (1996-99)             | 1,614 |
| 8. Tommy Davis (1982-85)              | 1,481 |
| 9. Trent Tucker (1979-82)             | 1,445 |
| 10. Charley Mencil (1952-55)          | 1,391 |
| 11. Marc Wilson (1983-86)             | 1,386 |
| 12. Kevin Lynch (1988-91)             | 1,355 |
| 13. Tom Kondla (1966-68)              | 1,350 |
| 14. Ron Johnson (1958-60)             | 1,335 |
| 15. Lou Hudson (1964-66)              | 1,329 |
| Austin Hollins (2010-2014)            | 1,321 |
| 17. Dan Coleman (2004-08)             | 1,317 |
| 18. Arriel McDonald (1991-94)         | 1,273 |
| 19. Dusty Rychart (1999-2002)         | 1,268 |
| 20. Blake Hofferbar (2007-11)         | 1,267 |
| 21. Melvin Newbern (1988-90)          | 1,224 |
| 22. Jim McIntyre (1946-49)            | 1,223 |
| 23. Archie Clark (1964-66)            | 1,199 |
| Lawrence Westbrook (2006-10)          | 1,199 |
| 25. Randy Carter (1991-94)            | 1,186 |
| 26. Darryl Mitchell (1978-82)         | 1,182 |
| 27. Michael Bauer (2000-04)           | 1,168 |
| 28. Rodney Williams (2009-13)         | 1,145 |
| 29. Osborne Lockhart (1974-78)        | 1,106 |
| 30. George Kline (1954-58)            | 1,098 |
| 31. Voshon Lenard (1991-93)           | 1,097 |
| 32. Eric Magdanz (1960-63)            | 1,083 |
| 33. Mark Hall (1978-82)               | 1,072 |
| John Shasky (1982-86)                 | 1,072 |
| 35. Eric Hill (1968-71)               | 1,057 |
| 36. Maurice Hargrow (2001-04, '05-06) | 1,021 |
| 37. Ralph Sampson III (2008-12)       | 1,016 |
| 38. Jim Brewer (1970-73)              | 1,009 |
| 39. Dick Garmaker (1953-55)           | 1,008 |
| 40. Larry Mikan (1967-70)             | 1,007 |

## THREE-POINT FIELD GOALS

| Player (Seasons)                 | 3-fg |
|----------------------------------|------|
| 1. Blake Hofferbar (2007-11)     | 279  |
| 2. Andre Hollins (2011-Present)  | 254  |
| 3. Michael Bauer (2000-04)       | 191  |
| 4. Austin Hollins (2010-2014)    | 181  |
| 5. Sam Jacobson (1995-98)        | 173  |
| 6. Lawrence McKenzie (2006-08)   | 157  |
| 7. Kevin Burleson (2000-03)      | 148  |
| 8. Lawrence Westbrook (2006-10)  | 140  |
| 9. Voshon Lenard (1992-93)       | 137  |
| 10. Quincy Lewis (1996-99)       | 127  |
| 11. Kevin Lynch (1988-91)        | 117  |
| 12. Terrance Simmons (1999-2001) | 108  |
| 13. Jamal Abu-Shamala (2005-09)  | 106  |
| 14. Aaron Robinson (2002-05)     | 101  |
| 15. Arriel McDonald (1991-94)    | 100  |
| Adam Boone (2003-04, 2005-06)    | 100  |

## THREE-POINT FIELD GOAL ATTEMPTS

| Player (Seasons)                 | 3-fga |
|----------------------------------|-------|
| 1. Blake Hofferbar (2007-11)     | 682   |
| 2. Andre Hollins (2011-Present)  | 643   |
| 3. Michael Bauer (2000-04)       | 535   |
| 4. Austin Hollins (2010-2014)    | 530   |
| 5. Sam Jacobson (1995-98)        | 474   |
| 6. Kevin Burleson (2000-03)      | 447   |
| 7. Lawrence McKenzie (2006-08)   | 391   |
| 8. Voshon Lenard (1992-93)       | 369   |
| Quincy Lewis (1996-99)           | 369   |
| Lawrence Westbrook (2006-10)     | 369   |
| 11. Arriel McDonald (1991-94)    | 315   |
| Adam Boone (2003-04, 2005-06)    | 315   |
| 13. Terrance Simmons (1999-2001) | 304   |
| 14. Kevin Lynch (1988-91)        | 298   |

## THREE-POINT FIELD GOAL PCT. min. 80 attempts

| Player (Seasons)                 | Pct. | (FG-FGA)  |
|----------------------------------|------|-----------|
| 1. Ray Gaffney (1986-89)         | .450 | (50-111)  |
| 2. Travarus Bennett (2001-02)    | .422 | (57-135)  |
| 3. Tim Hanson (1985-88)          | .419 | (49-117)  |
| 4. Blake Hofferbar (2007-11)     | .409 | (279-682) |
| 5. Jamal Abu-Shamala (2005-2009) | .402 | (106-264) |
| Lawrence McKenzie (2006-08)      | .402 | (157-391) |
| 7. Julian Welch (2011-213)       | .399 | (57-143)  |
| 8. Andre Hollins (2011-Present)  | .395 | (254-643) |
| 9. Kevin Lynch (1988-91)         | .393 | (117-298) |
| 10. Kim Zurcher (1987-88)        | .390 | (57-146)  |
| 11. Devoe Joseph (2008-11)       | .382 | (97-254)  |
| 12. Lawrence Westbrook (2006-10) | .379 | (140-369) |
| 13. Willie Burton (1987-90)      | .378 | (82-217)  |

## FREE THROWS MADE

| Player (Seasons)                | FTM |
|---------------------------------|-----|
| 1. Willie Burton (1987-90)      | 426 |
| 2. Randy Breuer (1980-83)       | 415 |
| 3. Andre Hollins (2011-Present) | 392 |
| 4. Jim McIntyre (1946-49)       | 361 |
| 5. Charley Mencil (1952-55)     | 347 |
| 6. Mychal Thompson (1975-78)    | 346 |
| 7. Dick Garmaker (1954-55)      | 342 |
| 8. Ron Johnson (1958-60)        | 326 |
| 9. Marc Wilson (1983-86)        | 306 |
| 10. Archie Clark (1964-66)      | 291 |

## FREE THROW ATTEMPTS

| Player (Seasons)                | FTA |
|---------------------------------|-----|
| 1. Willie Burton (1987-90)      | 569 |
| Randy Breuer (1980-83)          | 569 |
| 3. Jim McIntyre (1946-49)       | 508 |
| 4. Mychal Thompson (1975-78)    | 500 |
| 5. Charley Mencil (1952-55)     | 480 |
| 6. Andre Hollins (2011-Present) | 472 |
| 7. Dick Garmaker (1954-55)      | 460 |
| 8. Ron Johnson (1958-60)        | 438 |
| 9. Marc Wilson (1983-86)        | 428 |
| 10. Tom Kondla (1966-68)        | 418 |
| 11. Archie Clark (1964-66)      | 412 |
| 12. Eric Magdanz (1961-63)      | 381 |

## FREE THROW PERCENTAGE min. 200 attempts

| Player (Seasons)                  | Pct. | (FT-FTA)  |
|-----------------------------------|------|-----------|
| 1. Andre Hollins (2011-Present)   | .831 | (392-472) |
| 2. Voshon Lenard (1992-93)        | .810 | (192-237) |
| 3. Phil "Flip" Saunders (1974-77) | .809 | (170-210) |
| 4. Lawrence Westbrook (2006-2010) | .807 | (243-301) |
| 5. Kevin Lynch (1988-91)          | .784 | (200-255) |
| 6. Arriel McDonald (1991-94)      | .783 | (275-351) |
| 7. Tommy Davis (1982-85)          | .777 | (227-292) |
| 8. Dusty Rychart (1999-2002)      | .775 | (251-324) |
| 9. Trent Tucker (1979-82)         | .772 | (183-237) |
| 10. Kevin McHale (1977-80)        | .770 | (275-357) |
| 11. Jed Dommeyer (1953, '56-57)   | .770 | (188-244) |
| 12. Oliver Shannon (1969-71)      | .761 | (239-314) |
| 13. Darryl Mitchell (1979-82)     | .760 | (266-350) |

## ASSISTS

| Player (Seasons)                  | Assists |
|-----------------------------------|---------|
| 1. Arriel McDonald (1991-94)      | 547     |
| 2. Kevin Burleson (2000-03)       | 440     |
| 3. Al Nolen (2007-11)             | 394     |
| 4. Marc Wilson (1983-86)          | 375     |
| 5. Melvin Newbern (1988-90)       | 369     |
| 6. Andre Hollins (2011-Present)   | 329     |
| 7. Kevin Lynch (1988-91)          | 301     |
| 8. Ray Williams (1976-77)         | 296     |
| 9. Phil "Flip" Saunders (1974-77) | 295     |
| 10. Austin Hollins (2010-2014)    | 293     |
| 11. Terrence Simmons (1998-2001)  | 285     |
| 12. Adam Boone (2003-04, '05-06)  | 269     |
| 13. Osborne Lockhart (1975-78)    | 268     |

## ASSISTS AVERAGE min. 40 games played

| Player (Seasons)                  | Avg. |
|-----------------------------------|------|
| 1. Ray Williams (1976-77)         | 5.7  |
| 2. Arriel McDonald (1991-94)      | 4.5  |
| 3. Melvin Newbern (1988-90)       | 4.1  |
| Adam Boone (2003-04, '05-06)      | 4.1  |
| 5. Al Nolen (2007-11)             | 4.0  |
| 6. Phil "Flip" Saunders (1974-77) | 3.7  |
| 7. Kevin Burleson (2000-2003)     | 3.6  |
| 8. Terrance Simmons (1998-2001)   | 3.4  |
| Andre Hollins (2011-Present)      | 2.5  |

Assists were first compiled as an official statistic by the Big Ten and the University of Minnesota beginning with the 1974-75 season (Phil Saunders' totals include only his last three seasons of competition). They were first compiled by the NCAA in 1983-84.

## STEALS

| Player (Seasons)              | Steals |
|-------------------------------|--------|
| 1. Melvin Newbern (1988-90)   | 215    |
| 2. Austin Hollins (2010-2014) | 213    |
| 3. Al Nolen (2007-11)         | 205    |
| 4. Damian Johnson (2006-10)   | 195    |
| 5. Quincy Lewis (1996-99)     | 179    |
| 6. Trent Tucker (1979-82)     | 164    |
| 7. Arriel McDonald (1991-94)  | 163    |
| 8. Kevin Burleson (2000-03)   | 160    |
| 9. Darryl Mitchell (1979-82)  | 153    |
| 10. Marc Wilson (1983-86)     | 138    |
| 11. Voshon Lenard (1991-93)   | 134    |
| Sam Jacobson (1995-98)        | 131    |
| 13. Kevin Lynch (1988-91)     | 127    |

Minnesota first compiled steals beginning with the 1977-78 season.

## BLOCKS

| Player (Seasons)                  | Blocks |
|-----------------------------------|--------|
| 1. Kevin McHale (1977-80)         | 235    |
| 2. Randy Breuer (1980-83)         | 229    |
| 3. Ralph Sampson III (2008-12)    | 203    |
| 4. Damian Johnson (2006-10)       | 191    |
| 5. Joel Przybilla (1998-2000)     | 165    |
| 6. Michael Bauer (2000-04)        | 157    |
| 7. Jeff Hagen (2002-05)           | 153    |
| 8. Mychal Thompson (1975-78)      | 150    |
| 9. Elliott Eliason (2011-Present) | 149    |
| 10. Bob Martin (1989-92)          | 146    |
| 11. Rodney Williams (2009-13)     | 141    |
| 12. Dan Coleman (2004-08)         | 114    |
| 13. John Shasky (1983-86)         | 111    |
| 14. Trevor Mbakwe (2010-13)       | 106    |
| 15. Jerry Holman (2001-03)        | 95     |

Minnesota first compiled blocks beginning with the 1976-77 season (Mychal Thompson's totals include his junior and senior seasons, and 21 of 26 games his sophomore season).

## GAMES PLAYED

| Player (Seasons)                  | Games |
|-----------------------------------|-------|
| 1. Austin Hollins (2010-14)       | 141   |
| 2. Rodney Williams (2009-13)      | 134   |
| 3. Blake Hofferbar (2007-11)      | 132   |
| 4. Elliott Eliason (2011-Present) | 131   |
| 5. Sam Jacobson (1995-98)         | 130   |
| Andre Hollins (2011-Present)      | 130   |
| 7. Jamal Abu-Shamala (2005-09)    | 128   |
| 8. Damian Johnson (2006-10)       | 127   |
| Dan Coleman (2004-08)             | 127   |
| Quincy Lewis (1996-99)            | 127   |
| Maverick Ahanmisi (2010-14)       | 127   |
| 12. Ralph Sampson III (2008-12)   | 125   |
| 13. Ernest Nzigamasabo (1991-94)  | 124   |
| 14. Kevin Burleson (2000-03)      | 123   |
| Chad Kolander (1992-95)           | 123   |
| 16. Lawrence Westbrook (2006-10)  | 121   |
| Arriel McDonald (1991-94)         | 121   |

# THE LAST TIME...

|  |  |
|--|--|
| RANKED IN A.P. TOP 25  | Feb. 4, 2013 (No. 18)  |
| RANKED IN USA TODAY TOP 25   | Feb. 4, 2013 (No. 18)  |
| DEFEATED AN A.P. NO. 1 TEAM  | Feb. 27, 2013 (Minnesota 77, No. 1 Indiana 73)   |
| DEFEATED AN A.P. TOP 5 TEAM  | Feb. 27, 2013 (Minnesota 77, No. 1 Indiana 73)   |
| DEFEATED AN A.P. TOP 10 TEAM                                       | Jan. 22, 2014 (Minnesota 81, No. 9 Wisconsin 68)   |
| DEFEATED AN A.P. TOP 25 TEAM                                       | Feb. 25, 2014 (Minnesota 95, No. 20 Iowa 89)   |
| DEFEATED A HIGHER RANKED TEAM ON THE ROAD <i>(when ranked)</i>     |  |
|  | Feb. 12, 1994 (#23 Minnesota 109, #21 Wisconsin 78 in Madison, Wis.)   |
| DEFEATED A RANKED TEAM ON THE ROAD <i>(when unranked)</i>          |  |
|  | Jan. 13, 2012 (Minnesota 77, #7 Indiana 74 in Bloomington, Ind.)   |
| DEFEATED A HIGHER RANKED TEAM AT NEUTRAL SITE <i>(when ranked)</i> |  |
|  | Nov. 26, 2009 (#16 Minnesota 82, #10 Butler 73 in Anaheim, Calif.)   |
| DEFEATED A RANKED TEAM AT NEUTRAL SITE <i>(when unranked)</i>      |  |
|  | Mar. 22, 2013 (Minnesota 83, No. 24 UCLA 63 - NCAA)  |
| SCORED 100 POINTS IN A GAME  | Dec. 27, 2014 (Minnesota 108, UNCW 82)   |
| ALLOWED 100 POINTS IN A GAME                                       | Feb. 20, 1988 (Iowa 107, Minnesota 86)   |
| HELD OPPONENT TO LESS THAN 50 POINTS - WIN                         |  |
|  | Jan. 31, 2015 (Minnesota 60, Nebraska 42)  |
| HELD OPPONENT TO LESS THAN 50 POINTS - LOSS                        |  |
|  | Jan. 26, 2013 (Wisconsin 45, Minnesota 44)   |
| HELD OPPONENT TO LESS THAN 40 POINTS                               | Nov. 9, 2012 (Minnesota 72, American 36)   |
| HELD OPPONENT UNDER 20 POINTS IN A HALF                            | Jan. 31, 2015 (Nebraska - 16 in 1st half)  |
| HELD OPPONENT UNDER 15 POINTS IN A HALF                            | Mar. 2, 2013 (Penn State - 12 in 1st half)   |
| DEFEATED A TEAM BY 30 POINTS                                       | Dec. 19, 2014 (Minnesota 92, Seattle 57)   |
| DEFEATED A TEAM BY 40 POINTS                                       | Nov. 20, 2014 (Minnesota 109, Franklin Pierce 58)  |
| SHOT 70 PERCENT FROM THE FIELD                                     | Feb. 11, 1984 (.714, vs. Indiana - 30 of 42)   |
| SHOT 60 PERCENT FROM THE FIELD                                     | Dec. 8, 2014 (.600 vs. North Dakota - 36 of 60)  |
| MADE 10 THREE-POINTERS IN A GAME                                   | Jan. 17, 2015 (10 of 28 vs. Rutgers)   |
| HAD 50 REBOUNDS IN A GAME  | Nov. 16, 2013 (54 at Richmond)   |
| HAD 30 ASSISTS IN A GAME   | Dec. 2, 1991 (30 vs. Youngstown State)   |
| HAD 25 ASSISTS IN A GAME   | Dec. 27, 2014 (25 vs. UNCW)  |
| HAD 15 STEALS IN A GAME  | Dec. 22, 2014 (15 vs. Furman)  |
| HAD 10 STEALS IN A GAME  | Jan. 31, 2015 (10 vs. Nebraska)  |
| BLOCKED 10 SHOTS IN A GAME   | Nov. 21, 2013 (12 vs. Wofford)   |
| COMMITTED FEWER THAN 5 TURNOVERS                                   | Jan. 24, 2004 (4 vs. Indiana - OT)   |
| FORCED 30 TURNOVERS  | Dec. 28, 2007 (30 vs. Nicholls State)  |
| FORCED 25 TURNOVERS  | Dec. 8, 2014 (25 vs. North Dakota)   |
| HAD SIX PLAYERS SCORE IN DOUBLE FIGURES                            | Dec. 8, 2014 vs. North Dakota  |
|  | (Maurice Walker-22, DeAndre Mathieu-15, Carlos Morris-14, Joey King-12, Nate Mason-11, Andre Hollins-10)                 |
| TWO PLAYERS WITH DOUBLE-DOUBLES IN THE SAME GAME                   |  |
|  | Dec. 10, 2013 (Austin Hollins - 20 points, 14 rebounds; Elliott Eliason - 10 points, 12 rebounds vs. South Dakota State) |
| WON A GAME WITH THE LAST SHOT                                      |  |
|  | Feb. 6, 2010 (Lawrence Westbrook jumper as time expired at Penn State)   |

## OVERTIME

|                               |  |
|-------------------------------|--|
| PLAYED AN OVERTIME GAME       | Jan. 6, 2015 (Ohio State 74, Minnesota 72 OT)    |
| PLAYED A DOUBLE OVERTIME GAME | Feb. 5, 2014 (Purdue 77, Minnesota 74 3OT)       |
| PLAYED A TRIPLE OVERTIME GAME | Feb. 5, 2014 (Purdue 77, Minnesota 74 3OT)       |
| WON AN OVERTIME GAME          | Apr. 1, 2014 (Minnesota 67, Florida State 64 OT) |
| LOST AN OVERTIME GAME         | Jan. 6, 2015 (Ohio State 74, Minnesota 72 OT)    |

## MINNESOTA INDIVIDUAL RECORDS

|  |  |
|--|--|
| TRIPLE-DOUBLE                              | Mychal Thompson (34 pts, 12 reb, 12 blocks vs. Ohio State), 1/26/1976  |
| DOUBLE-DOUBLE (PTS-AST)                    | DeAndre Mathieu (13 pts., 11 ast., vs. UNCW), 12/27/2014   |
| DOUBLE-DOUBLE (PTS-RBS)                    |  |
|  | Maurice Walker (12 pts., 13 rbs., vs. Illinois), 1/24/2015   |
| 40 OR MORE POINTS IN A GAME                | Andre Hollins (41 vs. Memphis), 11/23/2012   |
| 35 POINTS IN A GAME                        | Andre Hollins (41 vs. Memphis), 11/23/2012   |
| 30 POINTS IN A GAME                        | Andre Hollins (31 vs. Rutgers), 1/17/2015  |
| 25 POINTS IN A GAME                        | Andre Hollins (28 vs. Illinois), 1/24/2015   |
| 25 POINTS IN A HALF                        | Vincent Grier (25 in 2nd half vs. Wisconsin), 1/26/2005  |
| 20 POINTS IN A HALF                        | Joe Coleman (24 in 2nd half at Illinois), 1/09/2013  |
| 20 REBOUNDS IN A GAME                      | Richard Coffey (20 vs. Grambling State), 12/30/1987  |
| 15 REBOUNDS IN A GAME                      | Trevor Mbakwe (16 at Northwestern), 11/23/2013   |
| 15 ASSISTS IN A GAME                       | Arriel McDonald (16 vs. Wisconsin), 1/12/1994  |
| 10 ASSISTS IN A GAME                       | DeAndre Mathieu (11 vs. UNCW), 12/27/2014  |
| FIVE THREE-POINTERS IN A GAME              | Andre Hollins (5 vs. Illinois), 1/24/2015  |
| 15 FREE THROWS MADE IN A GAME              | Trevor Mbakwe (16 vs. Fairfield), 11/17/2011   |
| 10 FREE THROWS MADE IN A GAME              | Austin Hollins (10 vs. Southern Miss), 3/25/2014   |
| FIVE STEALS IN A GAME                      | Nate Mason (5 vs. Rutgers), 1/17/2015  |
| FIVE BLOCKS IN A GAME                      | Maurice Walker (5 vs. UMBC), 11/22/2014  |
| 10 BLOCKS IN A GAME                        | Joel Przybilla (10 at Fresno State), 12/4/1998   |
| 20 POINTS AND 10 ASSISTS IN A GAME         |  |
|  | Lawrence McKenzie (22 points, 10 assists vs. Ohio State), 2/18/2007  |
| 20 POINTS AND 10 REBOUNDS IN A GAME        |  |
|  | Andre Hollins (21 points, 11 rebounds, at Nebraska), 1/20/2015   |
| CONSECUTIVE 30-POINT GAMES                 |  |
|  | Vincent Grier (32 vs. Wisconsin; 32 vs. Northwestern), 2/5-9/2005  |
| CONSECUTIVE 20-POINT GAMES                 |  |
|  | Andre Hollins (21 at Nebraska; 28 vs. Illinois), 1/20-24/2015  |
| THREE STRAIGHT 20-POINT GAMES              |  |
|  | Andre Hollins (31 vs. Rutgers; 21 at Nebraska; 28 vs. Illinois), 1/17-24/2015  |
| FOUR STRAIGHT 20-POINT GAMES               |  |
|  | Rodney Williams (20 vs. Michigan - BTT; 21 at La Salle - NIT; 21 at Miami - NIT; 24 at Middle Tennessee State - NIT), 3/9-21/2012                                |
| SIX STRAIGHT DOUBLE FIGURE REBOUND GAMES   |  |
|  | Trevor Mbakwe (12 vs. Michigan State; 11 vs. Northwestern; 11 at Illinois; 10 at Indiana; 10 vs. Michigan; 16 at Northwestern), 12/31-1/23/2013                  |
| SEVEN STRAIGHT DOUBLE FIGURE REBOUND GAMES |  |
|  | Trevor Mbakwe (12 vs. Michigan State; 11 vs. Northwestern; 11 at Illinois; 10 at Indiana; 10 vs. Michigan; 16 at Northwestern; 10 at Wisconsin), 12/31-1/27/2013 |

## OPPONENT INDIVIDUAL RECORDS

|                                     |  |
|-------------------------------------|--|
| DOUBLE-DOUBLE                       | D.J. Newbill, Penn State (12 pts., 11 rbs.), 1/28/2015 |
| 40 OR MORE POINTS IN A GAME         | Dennis Scott, Georgia Tech (40), 3/25/1990             |
| 30 POINTS IN A GAME                 | Montrezl Harrell, Louisville (30), 11/14/2014          |
| 25 POINTS IN A GAME                 | Myles Mack, Rutgers (26), 1/17/2015                    |
| 20 REBOUNDS IN A GAME               | Greg Brunner, Iowa (23), 1/18/2006                     |
| 15 REBOUNDS IN A GAME               | Mason Plumlee, Duke (17), 11/08/2012                   |
| 15 ASSISTS IN A GAME                | B.J. Armstrong, Iowa (15), 2/18/1989                   |
| 10 ASSISTS IN A GAME                | Shannon Scott, Ohio State (10), 1/6/2015               |
| FIVE THREE-POINTERS IN A GAME       | D'Angelo Russell, Ohio State (5), 1/6/2015             |
| 10 FREE THROWS MADE IN A GAME       | Rapheal Davis, Purdue (10), 12/31/2014                 |
| FIVE STEALS IN A GAME               | Harrison/Pointer, St. John's (6/5), 11/26/2014         |
| FIVE BLOCKS IN A GAME               | Amir Williams, Ohio State (5), 1/6/2015                |
| 20 POINTS AND 10 REBOUNDS IN A GAME |  |
|                                     | A.J. Hammons, Purdue (20 pts., 14 rbs.), 2/5/2014      |



charles  
BUGGS

23

FORWARD  
redshirt  
sophomore

height: 6-9  
weight: 220

Arlington, Texas

Previous School  
Hargrave Military  
Academy

High School  
Martin

F

STATS ▼

#### 2014-15 | SOPHOMORE SEASON:

Scored two points, one rebound and an assist against Louisville (11/14) • posted four points, three rebounds, an assist and a steal vs. Western Kentucky (11/18) • scored eight points, four rebounds, two blocks and two assists against Franklin Pierce (11/20) • scored six points and three rebounds vs. UMBC (11/22) • scored three points, one steal and a rebound at St. John's (11/26) • was 3-for-3 from behind the arc for nine points and added a rebound vs. Georgia (11/28) • grabbed two rebounds at Wake Forest (12/2) • scored two points with a rebound against North Dakota (12/8) • contributed seven points, four rebounds, one assist and one steal vs. Southern (12/10) • recorded four points, three assists and two rebounds in career-high 24 minutes vs. Seattle (12/19) • scored 13 points, two rebounds and two assists vs. UNCW (12/27) • scored five points with two rebounds and a block at Maryland (1/3) • made first career start and pulled down three rebounds vs. Iowa (1/13) • recorded two points and two rebounds vs. Rutgers (1/17) • scored three rebounds and two points against Illinois (1/24) • scored six points, five rebounds and a block at Penn State (1/28).

#### 2013-14 | FRESHMAN SEASON:

Played two minutes in his collegiate debut against Lehigh (11/8) • scored his first collegiate points against Montana (11/12) • picked up his first career blocks (2) in nine minutes off the bench against Wofford (11/21) • played two minutes and recorded an assist in win over Indiana (2/8) • scored career-high 13 points, including 3-for-3 from beyond the arc, and added three rebounds and a steal in win over Iowa (2/25) • scored three points and added three rebounds at Michigan (3/1) • pulled down a career-high four rebounds with an assist vs. Florida State (4/1 - NIT).

#### 2012-13:

Redshirted.

#### HIGH SCHOOL:

Attended Hargrave Military Academy (Chatham, Va.) during the 2011-12 school year • previously graduated from Martin High School (Arlington, Texas) with a 3.7 GPA • Hargrave finished the 2011-12 season as the national runner-up with a 38-1 record • Buggs scored 15 points in the championship game • averaged 11.4 points in 15 games as a senior at Martin • averaged 18.9 points and 6.3 rebounds as a member of the Triumph White AAU team in summer 2011 • National Spanish Honor Society member • Principal's Award recipient.

#### PERSONAL:

Born April 3, 1993 • son of David and Terri Buggs • has one brother, Clayton • plans to major in sport management.

#### CAREER HIGHS

##### Minutes

24 vs. Seattle (12/19/14)

##### Points

13 - twice; last vs. UNCW (12/27/14)

##### FG Attempts

6 - four times; last vs. UNCW

##### (12/27/14)

##### FG Made

5 - twice; last vs. UNCW (12/27/14)

##### FT Attempts

9 at Maryland (1/3/15)

##### FT Made

5 at Maryland (1/3/15)

##### 3-Point FG Attempts

3 - four times; last vs. UNCW(12/27/14)

##### 3-Point FG Made

3 - three times; last vs. UNCW (12/27/14)

##### Rebounds

5 at Penn State (1/28/15)

##### Assists

3 vs. Seattle (12/19/14)

##### Steals

1 - six times; last at Nebraska (1/20/15)

##### Blocks

2 - twice, last vs. Franklin Pierce (11/20/14)

#### 2014-15 GAME-BY-GAME

| Opponent (Date)         | Start | Min  | Fg-Fa | 3g-3a | Ft-Fta | O-D/T | PF       | A  | TO | Blk | Stl | Pts |
|-------------------------|-------|------|-------|-------|--------|-------|----------|----|----|-----|-----|-----|
| Louisville (11/14)      | N     | 6    | 0-0   | 0-0   | 2-2    | 0-1/1 | 0        | 1  | 2  | 0   | 0   | 2   |
| Western Ky. (11/18)     | N     | 9    | 1-5   | 1-2   | 1-2    | 2-1/3 | 1        | 1  | 0  | 0   | 1   | 4   |
| Franklin Pierce (11/20) | N     | 16   | 3-4   | 1-1   | 1-3    | 1-3/4 | 2        | 2  | 0  | 2   | 0   | 8   |
| UMBC (11/22)            | N     | 13   | 3-6   | 0-2   | 0-0    | 1-2/3 | 2        | 0  | 0  | 0   | 0   | 6   |
| St. John's (11/26)      | N     | 12   | 1-4   | 0-2   | 1-3    | 1-0/1 | 1        | 0  | 0  | 0   | 1   | 3   |
| Georgia (11/28)         | N     | 9    | 3-4   | 3-3   | 0-0    | 0-1/1 | 2        | 0  | 0  | 0   | 0   | 9   |
| Wake Forest (12/2)      | N     | 8    | 0-4   | 0-2   | 0-0    | 1-1/2 | 3        | 0  | 0  | 0   | 0   | 0   |
| Western Carolina (12/5) | N     | 9    | 0-0   | 0-0   | 1-2    | 0-0/0 | 0        | 1  | 0  | 0   | 0   | 1   |
| North Dakota (12/8)     | N     | 10   | 1-2   | 0-1   | 0-0    | 0-1/1 | 1        | 0  | 0  | 0   | 0   | 2   |
| Southern (12/10)        | N     | 18   | 3-6   | 1-3   | 0-1    | 2-2/4 | 1        | 1  | 0  | 0   | 1   | 7   |
| Seattle (12/19)         | N     | 24   | 1-4   | 0-3   | 2-2    | 1-1/2 | 2        | 3  | 2  | 0   | 0   | 4   |
| Furman (12/22)          | N     | 4    | 0-0   | 0-0   | 0-0    | 1-2/3 | 0        | 1  | 1  | 0   | 0   | 0   |
| UNCW (12/27)            | N     | 16   | 5-6   | 3-3   | 0-0    | 0-2/2 | 4        | 2  | 0  | 0   | 0   | 13  |
| Purdue (12/31)          | N     | 3    | 0-1   | 0-1   | 0-0    | 0-0/0 | 0        | 0  | 0  | 0   | 0   | 0   |
| Maryland (1/3)          | N     | 16   | 0-1   | 0-1   | 5-9    | 2-0/2 | 2        | 0  | 0  | 1   | 0   | 5   |
| Ohio State (1/6)        | N     | 6    | 1-2   | 0-1   | 0-0    | 0-1/1 | 2        | 0  | 0  | 0   | 0   | 2   |
| Michigan (1/10)         | N     | 9    | 1-2   | 1-1   | 0-0    | 1-1/2 | 0        | 0  | 0  | 0   | 0   | 3   |
| Iowa (1/13)             | Y     | 18   | 0-1   | 0-1   | 0-0    | 0-3/3 | 3        | 0  | 0  | 0   | 0   | 0   |
| Rutgers (1/17)          | N     | 13   | 1-3   | 0-1   | 0-2    | 0-2/2 | 1        | 0  | 0  | 0   | 0   | 2   |
| Nebraska (1/20)         | N     | 5    | 0-0   | 0-0   | 0-0    | 0-0/0 | 0        | 0  | 0  | 0   | 1   | 0   |
| Illinois (1/24)         | N     | 10   | 1-5   | 0-2   | 0-0    | 2-1/3 | 3        | 0  | 0  | 0   | 0   | 2   |
| Penn State (1/28)       | N     | 21   | 3-5   | 0-1   | 0-0    | 2-3/5 | 1        | 1  | 0  | 1   | 0   | 6   |
| Nebraska (1/31)         | N     | 6    | 0-1   | 0-0   | 0-0    | 0-0/0 | 1        | 0  | 0  | 0   | 0   | 0   |
| Totals                  |       | 23-1 | 261   | 28-66 | 10-31  | 13-26 | 17-28/45 | 32 | 13 | 5   | 4   | 79  |

| Season  | Gp | Gs | Min | Avg  | 3-POINT |      |        |      | REBOUNDS |      |          |         | Asst | TO | Blk | ST | Pft/Dq | Pts | Avg |
|---------|----|----|-----|------|---------|------|--------|------|----------|------|----------|---------|------|----|-----|----|--------|-----|-----|
|         |    |    |     |      | Fg-Fga  | Pct  | Fg-Fga | Pct. | Ft-Fta   | O-D  | Pct.     | O-D/Tot |      |    |     |    |        |     |     |
| 2013-14 | 16 | 0  | 107 | 6.7  | 11-16   | .688 | 5-7    | .714 | 0-0      | .000 | 5-13/18  | 1.1     | 4    | 5  | 3   | 2  | 15/0   | 27  | 1.7 |
| 2014-15 | 23 | 1  | 261 | 11.3 | 28-66   | .424 | 10-31  | .323 | 13-26    | .500 | 17-28/45 | 2.0     | 13   | 5  | 4   | 4  | 32/0   | 79  | 3.4 |
| Career  | 39 | 1  | 368 | 9.4  | 39-82   | .476 | 15-38  | .395 | 13-26    | .500 | 22-41/63 | 1.6     | 17   | 10 | 7   | 6  | 47/0   | 106 | 2.7 |



2013-14 GAME-BY-GAME

| Opponent (Date)          | Start                  | Min | Fg-Fa | 3g-3a | Ft-Fta | O-D/T   | PF | A | TO | Blk | Stl | Pts |
|--------------------------|------------------------|-----|-------|-------|--------|---------|----|---|----|-----|-----|-----|
| Lehigh (11/8)            | N                      | 2   | 0-0   | 0-0   | 0-0    | 0-0/0   | 1  | 0 | 0  | 0   | 0   | 0   |
| Montana (11/12)          | N                      | 4   | 1-1   | 1-1   | 0-0    | 0-1/1   | 0  | 0 | 0  | 0   | 1   | 3   |
| Richmond (11/16)         | DNP - Coach's Decision |     |       |       |        |         |    |   |    |     |     |     |
| Coastal Carolina (11/19) | DNP - Coach's Decision |     |       |       |        |         |    |   |    |     |     |     |
| Wofford (11/21)          | N                      | 9   | 0-1   | 0-0   | 0-0    | 0-1/1   | 1  | 1 | 1  | 2   | 0   | 0   |
| Syracuse (11/25)         | DNP - Coach's Decision |     |       |       |        |         |    |   |    |     |     |     |
| Arkansas (11/26)         | DNP - Coach's Decision |     |       |       |        |         |    |   |    |     |     |     |
| Chaminade (11/27)        | DNP - Coach's Decision |     |       |       |        |         |    |   |    |     |     |     |
| Florida State (12/3)     | N                      | 4   | 1-1   | 0-0   | 0-0    | 0-0/0   | 0  | 0 | 0  | 0   | 0   | 2   |
| New Orleans (12/7)       | DNP - Coach's Decision |     |       |       |        |         |    |   |    |     |     |     |
| South Dakota St. (12/10) | DNP - Coach's Decision |     |       |       |        |         |    |   |    |     |     |     |
| Omaha (12/20)            | DNP - Coach's Decision |     |       |       |        |         |    |   |    |     |     |     |
| Texas A&M-C.C. (12/28)   | DNP - Injury           |     |       |       |        |         |    |   |    |     |     |     |
| Michigan (1/2)           | DNP - Injury           |     |       |       |        |         |    |   |    |     |     |     |
| Purdue (1/5)             | DNP - Coach's Decision |     |       |       |        |         |    |   |    |     |     |     |
| Penn State (1/8)         | DNP - Coach's Decision |     |       |       |        |         |    |   |    |     |     |     |
| Michigan State (1/11)    | DNP - Coach's Decision |     |       |       |        |         |    |   |    |     |     |     |
| Ohio State (1/16)        | DNP - Coach's Decision |     |       |       |        |         |    |   |    |     |     |     |
| Iowa (1/19)              | DNP - Coach's Decision |     |       |       |        |         |    |   |    |     |     |     |
| Wisconsin (1/22)         | DNP - Coach's Decision |     |       |       |        |         |    |   |    |     |     |     |
| Nebraska (1/26)          | DNP - Coach's Decision |     |       |       |        |         |    |   |    |     |     |     |
| Northwestern (2/1)       | DNP - Coach's Decision |     |       |       |        |         |    |   |    |     |     |     |
| Purdue (2/5)             | DNP - Coach's Decision |     |       |       |        |         |    |   |    |     |     |     |
| Indiana (2/8)            | N                      | 2   | 0-0   | 0-0   | 0-0    | 0-0/0   | 0  | 1 | 0  | 0   | 0   | 0   |
| Wisconsin (2/13)         | N                      | 0+  | 0-0   | 0-0   | 0-0    | 0-0/0   | 0  | 0 | 0  | 0   | 0   | 0   |
| Northwestern (2/16)      | DNP - Coach's Decision |     |       |       |        |         |    |   |    |     |     |     |
| Illinois (2/19)          | DNP - Coach's Decision |     |       |       |        |         |    |   |    |     |     |     |
| Ohio State (2/22)        | DNP - Coach's Decision |     |       |       |        |         |    |   |    |     |     |     |
| Iowa (2/25)              | N                      | 19  | 5-6   | 3-3   | 0-0    | 1-2/3   | 1  | 0 | 0  | 0   | 1   | 13  |
| Michigan (3/1)           | N                      | 16  | 1-1   | 1-1   | 0-0    | 1-2/3   | 2  | 0 | 2  | 0   | 0   | 3   |
| Penn State (3/9)         | N                      | 7   | 0-0   | 0-0   | 0-0    | 0-2/2   | 3  | 0 | 0  | 0   | 0   | 0   |
| Penn State (3/13)        | N                      | 3   | 0-0   | 0-0   | 0-0    | 0-1/1   | 1  | 0 | 1  | 1   | 0   | 0   |
| Wisconsin (3/14)         | N                      | 9   | 1-1   | 0-0   | 0-0    | 1-0/1   | 2  | 0 | 0  | 0   | 0   | 2   |
| High Point (3/18)        | N                      | 8   | 2-3   | 0-1   | 0-0    | 0-1/1   | 1  | 1 | 0  | 0   | 0   | 4   |
| Saint Mary's (3/23)      | N                      | 5   | 0-0   | 0-0   | 0-0    | 0-0/0   | 1  | 0 | 0  | 0   | 0   | 0   |
| Southern Miss (3/25)     | N                      | 7   | 0-0   | 0-0   | 0-0    | 0-1/1   | 0  | 0 | 0  | 0   | 0   | 0   |
| Florida State (4/1)      | N                      | 11  | 0-2   | 0-1   | 0-0    | 2-2/4   | 2  | 1 | 1  | 0   | 0   | 0   |
| SMU (4/3)                | N                      | 1   | 0-0   | 0-0   | 0-0    | 0-0/0   | 0  | 0 | 0  | 0   | 0   | 0   |
| Totals                   | 16-0                   | 107 | 11-16 | 5-7   | 0-0    | 5-13/18 | 15 | 4 | 5  | 3   | 2   | 27  |



gaston  
DIEDHIU

41

FORWARD

freshman

height: 6-9  
weight: 230

Dakar, Senegal

High School  
Canarias  
Academy

F

STATS ▼

**2014-15 | FRESHMAN SEASON:**  
Joined the team on December 18 • made collegiate debut at Nebraska, playing five minutes (1/20).

**HIGH SCHOOL:**  
Played at the Canarias Basketball Academy in Spain under head coach Rob Orellana.

**PERSONAL:**  
Bio coming soon.

| CAREER HIGHS            |                 |
|-------------------------|-----------------|
| Minutes                 | 3-Point FG Made |
| 5 at Nebraska (1/20/15) | —               |
| Points                  | Rebounds        |
| —                       | —               |
| FG Attempts             | Assists         |
| —                       | —               |
| FG Made                 | Steals          |
| —                       | —               |
| FT Attempts             | Blocks          |
| —                       | —               |
| FT Made                 | —               |
| —                       | —               |
| 3-Point FG Attempts     | —               |
| —                       | —               |

| 2014-15 GAME-BY-GAME |       |     |                        |       |        |       |    |   |    |     |     |     |  |  |
|----------------------|-------|-----|------------------------|-------|--------|-------|----|---|----|-----|-----|-----|--|--|
| Opponent (Date)      | Start | Min | Fg-Fa                  | 3g-3a | Ft-Fta | O-D/T | PF | A | TO | Blk | Stl | Pts |  |  |
| Seattle (12/19)      |       |     | DNP (Coach's Decision) |       |        |       |    |   |    |     |     |     |  |  |
| Furman (12/22)       |       |     | DNP (Coach's Decision) |       |        |       |    |   |    |     |     |     |  |  |
| UNCW (12/27)         |       |     | DNP (Coach's Decision) |       |        |       |    |   |    |     |     |     |  |  |
| Purdue (12/31)       |       |     | DNP (Coach's Decision) |       |        |       |    |   |    |     |     |     |  |  |
| Maryland (1/3)       |       |     | DNP (Coach's Decision) |       |        |       |    |   |    |     |     |     |  |  |
| Ohio State (1/6)     |       |     | DNP (Coach's Decision) |       |        |       |    |   |    |     |     |     |  |  |
| Michigan (1/10)      |       |     | DNP (Coach's Decision) |       |        |       |    |   |    |     |     |     |  |  |
| Iowa (1/13)          |       |     | DNP (Coach's Decision) |       |        |       |    |   |    |     |     |     |  |  |
| Rutgers (1/17)       |       |     | DNP (Coach's Decision) |       |        |       |    |   |    |     |     |     |  |  |
| Nebraska (1/20)      | N     | 5   | 0-0                    | 0-0   | 0-0    | 0-0/0 | 1  | 0 | 0  | 0   | 0   | 0   |  |  |
| Illinois (1/24)      | N     | 1   | 0-0                    | 0-0   | 0-0    | 0-0/0 | 0  | 0 | 0  | 0   | 0   | 0   |  |  |
| Penn State (1/28)    |       |     | DNP (Coach's Decision) |       |        |       |    |   |    |     |     |     |  |  |
| Nebraska (1/31)      | N     | 1   | 0-0                    | 0-0   | 0-0    | 0-0/0 | 0  | 0 | 0  | 0   | 0   | 0   |  |  |
| Totals               | 3-0   | 7   | 0-0                    | 0-0   | 0-0    | 0-0/0 | 1  | 0 | 0  | 0   | 0   | 0   |  |  |

| 3-POINT |    |    |     |     |        |      |        |      |        | REBOUNDS |         |     |      |    |     |    |       |     |     |
|---------|----|----|-----|-----|--------|------|--------|------|--------|----------|---------|-----|------|----|-----|----|-------|-----|-----|
| Season  | Gp | Gs | Min | Avg | Fg-Fga | Pct  | Fg-Fga | Pct. | Ft-Fta | Pct.     | O-D/Tot | Avg | Asst | TO | Blk | ST | Pf/Dq | Pts | Avg |
| 2014-15 | 3  | 0  | 7   | 2.3 | 0-0    | .000 | 0-0    | .000 | 0-0    | .000     | 0-0/0   | 0.0 | 0    | 0  | 0   | 0  | 1/0   | 0   | 0.0 |
| Career  | 3  | 0  | 7   | 2.3 | 0-0    | .000 | 0-0    | .000 | 0-0    | .000     | 0-0/0   | 0.0 | 0    | 0  | 0   | 0  | 1/0   | 0   | 0.0 |



elliott  
**ELIASON**

**55**

**CENTER**  
redshirt senior

height: 6-11  
weight: 245

Chadron, Neb.

High School  
Chadron

**C**

**STATS ▼**

#### MILESTONES:

- Blocked his 100th career shot vs. Purdue (1/5/14)
- Scored his 400th career point vs. North Dakota (12/8/14)
- Scored his 300th career point at Iowa (1/19/14)
- Scored his 200th career point vs. Coastal Carolina (11/19/13)
- Grabbed his 500th career rebound vs. Saint Mary's (3/23/14)
- Grabbed his 400th career rebound at Penn State (1/8/14)
- Grabbed his 300th career rebound vs. Coastal Carolina (11/19/13)

#### 2014-15 | SENIOR SEASON:

Posted four points and four rebounds against Louisville (11/14) • scored seven points and four rebounds vs. Western Kentucky (11/18) • contributed four points and a rebound vs. Franklin Pierce (11/20) • recorded seven rebounds, five points, one assist and a block vs. UMBC (11/22) • posted six rebounds, four points and two blocks at St. John's (11/26) • recorded five rebounds, four points and an assist vs. Georgia (11/28) • recorded six points, four rebounds, two assists and two steals at Wake Forest (12/2) • posted five rebounds, three points, one steal and a block vs. WCU (12/5) • scored four points, two steals and a block vs. North Dakota (12/8) • recorded seven points, three rebounds, two assists and two blocks vs. Southern (12/10) • scored eight points on perfect shooting and added four rebounds, one assist and a block vs. Seattle (12/19) • scored six points and six rebounds with two blocks and a steal vs. Furman (12/22) • recorded four points, three rebounds and a steal at Maryland (1/3) • scored five points and four rebounds against Ohio State (1/6) • scored three points with a rebound at Nebraska (1/20) • scored six points, five rebounds and three assists with a block at Penn State (1/28) • posted three rebounds and two points against Nebraska (1/31).

#### 2013-14 | JUNIOR SEASON:

Started and contributed his first career double-double with 11 points and a career-high 17 rebounds against Lehigh (11/8) • scored six points, grabbed eight rebounds and blocked a career-high five shots against Montana (11/12) • contributed 11 rebounds and eight points against Coastal Carolina (11/19) • picked up his second career double-double with 11 points and 11 rebounds and blocked a career-high seven shots against Wofford (11/21) • played only four minutes against New Orleans (12/7) due to a sprained ankle • started and posted third career double-double with 12 rebounds and 10 points while adding two blocks vs. South Dakota St. (12/10) • scored 10 points, nine rebounds and career-high four steals with an assist against Omaha (12/20) • posted fourth-career double-double with 10 points and 10 rebounds along with two blocks against Michigan (1/2) • scored eight points, seven rebounds, six blocks and a steal in win over Purdue (1/5) • posted double-double with 12 rebounds and 11 points with four blocks at Penn State (1/8) • Pulled down 11 rebounds with seven points, four blocks and two assists in career-high 35 minutes at Michigan State (1/11) • registered 13 rebounds and 12 points along with two blocks and two assists in win over Ohio State (1/14) • dished career-high five assists with five rebounds and four points at Purdue (2/5) • recorded six rebounds and four points vs. Illinois (2/16) • posted eight points, five rebounds, and an assist at Michigan (3/1) • tied career high with seven blocks, and recorded eight rebounds, two points and one assist vs. Saint Mary's (3/23).

#### HIGH SCHOOL:

A graduate of Chadron High School • averaged 17.7 points, 10.2 rebounds, 4.2 blocks, 2.9 assists and 1.1 steals per game led the Cardinals to the C-1 Nebraska state championship game his senior year • two-time state Gatorade Player of the Year in Nebraska • member of the Future Business Leaders of America.

#### PERSONAL:

Born January 4, 1992 • son of Jay and Lorna Eliason • his father, Jay, played football and his mother, Lorna, played basketball and volleyball at South Dakota State University • entrepreneurial management and marketing double major in the Carlson School of Management • has one younger brother, Spencer.

#### CAREER HIGHS

##### Minutes

35 at Michigan State (1/11/14)

##### Points

12 - twice; last vs. Ohio State (1/16/14)

##### FG Attempts

9 vs. Lehigh (11/8/13)

##### FG Made

6 - twice; last vs. Ohio State (1/16/14)

##### FT Attempts

8 at Penn State (1/8/14)

##### FT Made

5 at Michigan State (1/11/14)

##### 3-Point FG Attempts

1 - twice; last at Iowa (2/17/13)

##### 3-Point FG Made

N/A

##### Rebounds

17 vs. Lehigh (11/8/13)

##### Assists

5 at Purdue (2/5/14)

##### Steals

4 vs. Omaha (12/20/13)

##### Blocks

7 vs. Wofford (11/21/13)

#### 2014-15 GAME-BY-GAME

| Opponent (Date)         | Start | Min  | Fg-Fa | 3g-3a | Ft-Fta | O-D/T | PF       | A  | TO | Blk | Stl | Pts |    |
|-------------------------|-------|------|-------|-------|--------|-------|----------|----|----|-----|-----|-----|----|
| Louisville (11/14)      | N     | 18   | 2-4   | 0-0   | 0-0    | 2-2/4 | 2        | 0  | 1  | 0   | 0   | 4   |    |
| Western Ky. (11/18)     | N     | 16   | 3-5   | 0-0   | 1-1    | 1-3/4 | 3        | 0  | 0  | 0   | 0   | 7   |    |
| Franklin Pierce (11/20) | N     | 6    | 2-2   | 0-0   | 0-0    | 1-0/1 | 1        | 1  | 1  | 0   | 0   | 4   |    |
| UMBC (11/22)            | N     | 15   | 2-4   | 0-0   | 1-4    | 3-4/7 | 0        | 1  | 0  | 1   | 0   | 5   |    |
| St. John's (11/26)      | N     | 16   | 2-2   | 0-0   | 0-2    | 2-4/6 | 4        | 0  | 2  | 2   | 0   | 4   |    |
| Georgia (11/28)         | N     | 18   | 1-2   | 0-0   | 2-3    | 2-3/5 | 1        | 1  | 0  | 0   | 0   | 4   |    |
| Wake Forest (12/2)      | N     | 15   | 3-3   | 0-0   | 0-0    | 2-2/4 | 3        | 2  | 0  | 0   | 2   | 6   |    |
| Western Carolina (12/5) | N     | 17   | 1-2   | 0-0   | 1-3    | 3-2/5 | 2        | 0  | 0  | 1   | 1   | 3   |    |
| North Dakota (12/8)     | N     | 11   | 2-2   | 0-0   | 0-0    | 0-0/0 | 3        | 0  | 0  | 1   | 2   | 4   |    |
| Southern (12/10)        | N     | 16   | 3-3   | 0-0   | 1-2    | 1-2/3 | 3        | 2  | 1  | 2   | 0   | 7   |    |
| Seattle (12/19)         | N     | 16   | 3-3   | 0-0   | 2-2    | 2-2/4 | 2        | 1  | 0  | 1   | 0   | 8   |    |
| Furman (12/22)          | N     | 18   | 2-3   | 0-0   | 2-5    | 4-2/6 | 1        | 0  | 3  | 2   | 1   | 6   |    |
| UNCW (12/27)            | N     | 12   | 1-2   | 0-0   | 0-0    | 0-2/2 | 1        | 1  | 0  | 2   | 0   | 2   |    |
| Purdue (12/31)          | N     | 13   | 0-2   | 0-0   | 2-2    | 1-1/2 | 3        | 2  | 0  | 1   | 0   | 2   |    |
| Maryland (1/3)          | N     | 8    | 2-2   | 0-0   | 0-2    | 2-1/3 | 1        | 0  | 1  | 0   | 1   | 4   |    |
| Ohio State (1/6)        | N     | 9    | 2-3   | 0-0   | 1-2    | 2-2/4 | 1        | 0  | 0  | 0   | 0   | 5   |    |
| Michigan (1/10)         | N     | 11   | 0-1   | 0-0   | 1-4    | 3-1/4 | 1        | 0  | 0  | 0   | 1   | 1   |    |
| Iowa (1/13)             | Y     | 15   | 0-0   | 0-0   | 0-1    | 0-0/0 | 4        | 0  | 1  | 0   | 0   | 0   |    |
| Rutgers (1/17)          | N     | 4    | 0-0   | 0-0   | 0-0    | 0-1/1 | 0        | 0  | 0  | 0   | 0   | 0   |    |
| Nebraska (1/20)         | N     | 3    | 1-1   | 0-0   | 1-3    | 1-0/1 | 1        | 0  | 0  | 0   | 0   | 3   |    |
| Illinois (1/24)         | N     | 1    | 0-0   | 0-0   | 0-0    | 0-0/0 | 0        | 0  | 0  | 0   | 0   | 0   |    |
| Nebraska (1/28)         | N     | 14   | 3-3   | 0-0   | 0-0    | 1-4/5 | 2        | 3  | 0  | 1   | 0   | 6   |    |
| Nebraska (1/31)         | N     | 10   | 1-4   | 0-0   | 0-0    | 3-0/3 | 2        | 0  | 1  | 0   | 0   | 2   |    |
| Totals                  |       | 23-1 | 282   | 36-53 | 0-0    | 15-36 | 36-38/74 | 41 | 14 | 11  | 14  | 8   | 87 |

| Season  | Gp  | Gs | Min  | Avg  | 3-POINT |      |      | REBOUNDS |        |         |             | Asst | TO  | Blk | ST  | Pf/Dq | Pts   | Avg |     |
|---------|-----|----|------|------|---------|------|------|----------|--------|---------|-------------|------|-----|-----|-----|-------|-------|-----|-----|
|         |     |    |      |      | Fg-Fga  | Pct  | Pct. | Ft-Fta   | Pct.   | O-D/Tot | Avg         |      |     |     |     |       |       |     |     |
| 2011-12 | 38  | 11 | 572  | 15.1 | 44-86   | .512 | 0-1  | .000     | 12-30  | .400    | 50-100/150  | 3.9  | 35  | 30  | 26  | 11    | 83/1  | 100 | 2.6 |
| 2012-13 | 33  | 13 | 452  | 13.7 | 30-62   | .484 | 0-1  | .000     | 14-23  | .609    | 35-80/115   | 3.5  | 33  | 25  | 37  | 9     | 60/0  | 74  | 2.2 |
| 2013-14 | 37  | 35 | 810  | 21.9 | 73-144  | .507 | 0-0  | .000     | 39-69  | .565    | 78-166/244  | 6.6  | 33  | 38  | 72  | 20    | 102/4 | 185 | 5.0 |
| 2014-15 | 23  | 1  | 282  | 12.3 | 36-53   | .679 | 0-0  | .000     | 15-36  | .417    | 36-38/74    | 3.2  | 14  | 11  | 14  | 8     | 41/0  | 87  | 3.8 |
| Career  | 131 | 60 | 2116 | 16.2 | 183-345 | .530 | 0-2  | .000     | 80-158 | .506    | 199-384/583 | 4.5  | 115 | 104 | 149 | 48    | 286/5 | 446 | 3.4 |

2013-14 GAME-BY-GAME


| Opponent (Date)          | Start | Min   | Fg-Fa        | 3g-3a  | Ft-Fta | O-D/T   | PF         | A   | TO | Blk | Stl | Pts |     |
|--------------------------|-------|-------|--------------|--------|--------|---------|------------|-----|----|-----|-----|-----|-----|
| Lehigh (11/8)            | Y     | 28    | 4-9          | 0-0    | 3-4    | 7-10/17 | 5          | 0   | 3  | 2   | 1   | 11  |     |
| Montana (11/12)          | Y     | 24    | 2-7          | 0-0    | 2-4    | 4-4/8   | 3          | 0   | 0  | 5   | 2   | 6   |     |
| Richmond (11/16)         | Y     | 29    | 0-1          | 0-0    | 2-4    | 2-7/9   | 2          | 1   | 0  | 0   | 0   | 2   |     |
| Coastal Carolina (11/19) | Y     | 34    | 2-5          | 0-0    | 4-4    | 3-8/11  | 3          | 0   | 2  | 2   | 2   | 8   |     |
| Wofford (11/21)          | Y     | 31    | 5-8          | 0-0    | 1-1    | 1-10/11 | 2          | 0   | 1  | 7   | 1   | 11  |     |
| Syracuse (11/25)         | Y     | 30    | 2-4          | 0-0    | 2-2    | 4-5/9   | 4          | 2   | 0  | 5   | 0   | 6   |     |
| Arkansas (11/26)         | Y     | 27    | 4-6          | 0-0    | 0-0    | 3-4/7   | 3          | 1   | 1  | 1   | 1   | 8   |     |
| Chaminade (11/27)        | Y     | 14    | 0-3          | 0-0    | 0-0    | 4-2/6   | 1          | 2   | 0  | 0   | 1   | 0   |     |
| Florida State (12/3)     | Y     | 21    | 0-2          | 0-0    | 1-2    | 0-2/2   | 5          | 1   | 0  | 2   | 0   | 1   |     |
| New Orleans (12/7)       | N     | 4     | 0-0          | 0-0    | 0-0    | 0-0/0   | 1          | 0   | 0  | 2   | 0   | 0   |     |
| South Dakota St. (12/10) | Y     | 25    | 4-5          | 0-0    | 2-2    | 3-9/12  | 2          | 1   | 3  | 2   | 1   | 10  |     |
| Omaha (12/20)            | Y     | 29    | 4-8          | 0-0    | 2-2    | 3-6/9   | 0          | 1   | 1  | 0   | 4   | 10  |     |
| Texas A&M-C.C. (12/28)   | Y     | 25    | 1-3          | 0-0    | 0-2    | 4-2/6   | 2          | 2   | 1  | 2   | 0   | 2   |     |
| Michigan (1/2)           | Y     | 24    | 5-6          | 0-0    | 0-1    | 5-5/10  | 4          | 1   | 2  | 2   | 0   | 10  |     |
| Purdue (1/5)             | Y     | 33    | 3-5          | 0-0    | 2-2    | 3-4/7   | 3          | 0   | 0  | 6   | 1   | 8   |     |
| Penn State (1/8)         | Y     | 31    | 4-7          | 0-0    | 3-8    | 3-9/12  | 4          | 0   | 3  | 4   | 0   | 11  |     |
| Michigan State (1/11)    | Y     | 35    | 1-3          | 0-0    | 5-6    | 2-9/11  | 5          | 2   | 0  | 4   | 0   | 7   |     |
| Ohio State (1/16)        | Y     | 33    | 6-8          | 0-0    | 0-1    | 2-11/13 | 2          | 2   | 3  | 2   | 0   | 12  |     |
| Iowa (1/19)              | Y     | 16    | 3-5          | 0-0    | 1-2    | 3-3/6   | 5          | 1   | 0  | 1   | 1   | 7   |     |
| Wisconsin (1/22)         | Y     | 15    | 0-2          | 0-0    | 0-0    | 0-3/3   | 3          | 0   | 1  | 2   | 0   | 0   |     |
| Nebraska (1/26)          | Y     | 21    | 2-6          | 0-0    | 1-3    | 1-3/4   | 4          | 1   | 0  | 2   | 1   | 5   |     |
| Northwestern (2/1)       | Y     | 18    | 2-4          | 0-0    | 0-0    | 1-2/3   | 4          | 0   | 1  | 0   | 1   | 4   |     |
| Purdue (2/5)             | Y     | 23    | 2-4          | 0-0    | 0-0    | 2-3/5   | 2          | 5   | 0  | 3   | 0   | 4   |     |
| Indiana (2/8)            | Y     | 14    | 2-3          | 0-0    | 0-0    | 1-2/3   | 3          | 0   | 1  | 3   | 0   | 4   |     |
| Wisconsin (2/13)         | Y     | 24    | 1-3          | 0-0    | 0-0    | 2-4/6   | 4          | 1   | 1  | 0   | 0   | 2   |     |
| Northwestern (2/16)      | Y     | 16    | 2-2          | 0-0    | 0-0    | 1-2/3   | 2          | 0   | 1  | 1   | 1   | 4   |     |
| Illinois (2/19)          | Y     | 17    | 2-2          | 0-0    | 0-3    | 2-4/6   | 2          | 0   | 0  | 0   | 0   | 4   |     |
| Ohio State (2/22)        | Y     | 23    | 2-5          | 0-0    | 0-0    | 1-3/4   | 3          | 2   | 2  | 1   | 0   | 4   |     |
| Iowa (2/25)              | Y     | 11    | 1-3          | 0-0    | 1-2    | 1-3/4   | 4          | 0   | 2  | 2   | 0   | 3   |     |
| Michigan (3/1)           | Y     | 30    | 4-5          | 0-0    | 0-2    | 1-4/5   | 3          | 1   | 2  | 0   | 0   | 8   |     |
| Penn State (3/9)         | Y     | 15    | 0-1          | 0-0    | 0-1    | 0-3/3   | 1          | 1   | 0  | 0   | 1   | 0   |     |
| Penn State (3/13)        | Y     | 12    | 1-3          | 0-0    | 2-2    | 2-4/6   | 2          | 0   | 1  | 0   | 0   | 4   |     |
| Wisconsin (3/14)         | Y     | 16    | 0-1          | 0-0    | 0-0    | 1-6/7   | 2          | 1   | 1  | 0   | 0   | 0   |     |
| High Point (3/18)        | Y     | 12    | 0-2          | 0-0    | 3-4    | 2-1/3   | 1          | 1   | 1  | 1   | 0   | 3   |     |
| Saint Mary's (3/23)      | Y     | 27    | 0-0          | 0-0    | 2-5    | 3-5/8   | 2          | 1   | 1  | 7   | 0   | 2   |     |
| Southern Miss (3/25)     | Y     | 15    | 2-2          | 0-0    | 0-0    | 0-2/2   | 2          | 2   | 1  | 1   | 1   | 4   |     |
| Florida State (4/1)      |       |       | DNP - Injury |        |        |         |            |     |    |     |     |     |     |
| SMU (4/3)                | N     | 8     | 0-1          | 0-0    | 0-0    | 1-2/3   | 2          | 0   | 2  | 0   | 0   | 0   |     |
| Totals                   |       | 37/36 | 810          | 73-144 | 0-0    | 39-69   | 78-166/244 | 102 | 33 | 38  | 72  | 20  | 185 |

2012-13 GAME-BY-GAME

| Opponent (Date)            | Start | Min   | Fg-Fa                           | 3g-3a | Ft-Fta | O-D/T  | PF        | A  | TO | Blk | Stl | Pts |    |
|----------------------------|-------|-------|---------------------------------|-------|--------|--------|-----------|----|----|-----|-----|-----|----|
| American (11/9)            | Y     | 17    | 1-5                             | 0-0   | 1-2    | 7-2/9  | 3         | 1  | 0  | 3   | 0   | 3   |    |
| Toledo (11/12)             | Y     | 19    | 1-1                             | 0-0   | 2-2    | 0-2/2  | 3         | 2  | 1  | 3   | 0   | 4   |    |
| Tennessee State (11/15)    | Y     | 21    | 1-2                             | 0-0   | 0-0    | 0-5/5  | 1         | 3  | 0  | 2   | 1   | 2   |    |
| Richmond (11/18)           | Y     | 11    | 2-2                             | 0-0   | 0-0    | 0-2/2  | 0         | 1  | 1  | 1   | 0   | 4   |    |
| Duke (11/22)               | Y     | 14    | 0-2                             | 0-0   | 1-2    | 2-2/4  | 2         | 0  | 0  | 1   | 0   | 1   |    |
| Memphis (11/23)            | Y     | 9     | 0-1                             | 0-0   | 0-0    | 0-0/0  | 2         | 1  | 1  | 0   | 0   | 0   |    |
| Stanford (11/24)           | Y     | 12    | 0-1                             | 0-0   | 0-0    | 1-1/2  | 2         | 0  | 1  | 1   | 0   | 0   |    |
| Florida State (11/27)      | Y     | 23    | 1-4                             | 0-0   | 2-4    | 5-5/10 | 4         | 0  | 1  | 2   | 0   | 4   |    |
| North Florida (12/1)       | Y     | 16    | 2-3                             | 0-0   | 2-2    | 2-2/4  | 4         | 0  | 1  | 2   | 3   | 6   |    |
| South Dakota State (12/4)  | Y     | 19    | 1-1                             | 0-0   | 2-2    | 1-3/4  | 1         | 1  | 2  | 1   | 0   | 4   |    |
| USC (12/8)                 | Y     | 15    | 1-4                             | 0-0   | 0-0    | 1-4/5  | 2         | 2  | 0  | 0   | 0   | 2   |    |
| North Dakota State (12/11) | Y     | 7     | 0-0                             | 0-0   | 0-0    | 0-0/0  | 3         | 1  | 0  | 1   | 0   | 0   |    |
| Lafayette (12/22)          |       |       | Did Not Play - Coaches Decision |       |        |        |           |    |    |     |     |     |    |
| Michigan State (12/31)     | N     | 10    | 0-0                             | 0-0   | 0-1    | 1-5/6  | 2         | 0  | 1  | 1   | 0   | 0   |    |
| Northwestern (1/6)         | N     | 17    | 1-3                             | 0-0   | 0-0    | 1-2/3  | 0         | 1  | 0  | 1   | 0   | 2   |    |
| Illinois (1/9)             | N     | 2     | 0-0                             | 0-0   | 0-0    | 0-1/1  | 1         | 0  | 3  | 0   | 0   | 0   |    |
| Indiana (1/12)             | N     | 7     | 0-0                             | 0-0   | 0-0    | 0-0/0  | 0         | 1  | 0  | 0   | 0   | 0   |    |
| Michigan (1/17)            | N     | 12    | 1-1                             | 0-0   | 0-0    | 0-1/1  | 1         | 0  | 0  | 0   | 1   | 2   |    |
| Northwestern (1/23)        | N     | 2     | 0-0                             | 0-0   | 0-0    | 0-0/0  | 0         | 0  | 0  | 1   | 0   | 0   |    |
| Wisconsin (1/26)           | N     | 12    | 2-2                             | 0-0   | 0-0    | 0-1/1  | 2         | 0  | 1  | 1   | 1   | 4   |    |
| Nebraska (1/29)            | N     | 10    | 1-1                             | 0-0   | 0-0    | 3-2/5  | 2         | 1  | 0  | 0   | 0   | 2   |    |
| Iowa (2/3)                 | N     | 19    | 0-0                             | 0-0   | 0-0    | 2-4/6  | 3         | 2  | 0  | 2   | 2   | 0   |    |
| Michigan State (2/6)       | N     | 12    | 1-1                             | 0-0   | 0-0    | 0-3/3  | 2         | 2  | 0  | 0   | 0   | 2   |    |
| Illinois (2/10)            | Y     | 28    | 2-3                             | 0-0   | 0-0    | 1-9/10 | 2         | 3  | 2  | 2   | 0   | 4   |    |
| Wisconsin (2/14)           | N     | 10    | 0-3                             | 0-0   | 0-0    | 0-1/1  | 2         | 0  | 1  | 0   | 0   | 0   |    |
| Iowa (2/17)                | N     | 28    | 1-2                             | 0-1   | 2-3    | 1-3/4  | 3         | 4  | 1  | 4   | 0   | 4   |    |
| Ohio State (2/20)          | N     | 9     | 0-1                             | 0-0   | 0-0    | 0-2/2  | 1         | 0  | 2  | 1   | 0   | 0   |    |
| Indiana (2/26)             | N     | 14    | 3-4                             | 0-0   | 1-1    | 1-4/5  | 4         | 1  | 0  | 1   | 1   | 7   |    |
| Penn State (3/2)           | N     | 9     | 0-1                             | 0-0   | 0-0    | 1-5/6  | 1         | 1  | 1  | 2   | 0   | 0   |    |
| Nebraska (3/6)             | N     | 18    | 3-5                             | 0-0   | 1-3    | 3-1/4  | 2         | 1  | 1  | 3   | 0   | 7   |    |
| Purdue (3/9)               | N     | 12    | 2-4                             | 0-0   | 0-0    | 1-3/4  | 1         | 0  | 2  | 0   | 0   | 4   |    |
| Illinois (3/14) BTT        | N     | 7     | 0-0                             | 0-0   | 0-0    | 0-0/0  | 1         | 0  | 0  | 0   | 0   | 0   |    |
| UCLA (3/22) NCAA           | N     | 19    | 3-3                             | 0-0   | 0-1    | 1-4/5  | 3         | 1  | 2  | 1   | 0   | 6   |    |
| Florida (3/24) NCAA        | N     | 12    | 0-2                             | 0-0   | 0-0    | 0-1/1  | 0         | 3  | 0  | 0   | 0   | 0   |    |
| Totals                     |       | 33/13 | 452                             | 30-62 | 0-1    | 14-23  | 35-80/115 | 60 | 33 | 25  | 37  | 9   | 74 |

2011-12 GAME-BY-GAME

| Opponent (Date)             | Start | Min   | Fg-Fa | 3g-3a | Ft-Fta | O-D/T  | PF         | A  | TO | Blk | Stl | Pts |     |
|-----------------------------|-------|-------|-------|-------|--------|--------|------------|----|----|-----|-----|-----|-----|
| Bucknell (11/11)            | N     | 9     | 1-2   | 0-0   | 1-2    | 1-1/2  | 2          | 0  | 1  | 0   | 0   | 3   |     |
| South Dakota State (11/14)  | N     | 4     | 0-0   | 0-0   | 0-0    | 0-2/2  | 1          | 0  | 0  | 0   | 0   | 0   |     |
| Fairfield (11/17)           | N     | 4     | 1-2   | 0-0   | 0-0    | 1-0/1  | 2          | 0  | 0  | 0   | 1   | 2   |     |
| Mount St. Mary's (11/21)    | Y     | 14    | 2-3   | 0-1   | 0-0    | 1-3/4  | 4          | 1  | 0  | 1   | 2   | 4   |     |
| DePaul (11/24)              | N     | 9     | 2-2   | 0-0   | 0-0    | 2-1/3  | 1          | 1  | 2  | 1   | 0   | 4   |     |
| Indiana State (11/25)       | N     | 12    | 2-2   | 0-0   | 1-1    | 1-5/6  | 0          | 1  | 0  | 0   | 0   | 5   |     |
| Dayton (11/27)              | N     | 13    | 0-3   | 0-0   | 0-0    | 0-2/2  | 1          | 0  | 0  | 0   | 0   | 0   |     |
| Virginia Tech (11/30)       | Y     | 32    | 4-6   | 0-0   | 0-0    | 3-4/7  | 2          | 2  | 0  | 2   | 0   | 8   |     |
| USC (12/3)                  | Y     | 28    | 2-4   | 0-0   | 0-0    | 2-7/9  | 5          | 1  | 4  | 1   | 0   | 4   |     |
| Appalachian State (12/6)    | Y     | 21    | 0-3   | 0-0   | 0-0    | 1-2/3  | 3          | 2  | 1  | 0   | 0   | 0   |     |
| Saint Peter's (12/10)       | N     | 9     | 0-1   | 0-0   | 0-0    | 0-3/3  | 2          | 1  | 1  | 0   | 0   | 0   |     |
| Central Michigan (12/13)    | N     | 9     | 0-0   | 0-0   | 1-2    | 0-5/5  | 3          | 1  | 2  | 0   | 0   | 1   |     |
| North Dakota State (12/22)  | N     | 7     | 2-3   | 0-0   | 2-3    | 1-0/1  | 0          | 1  | 0  | 1   | 0   | 6   |     |
| Illinois (12/27)            | N     | 18    | 1-4   | 0-0   | 0-0    | 3-2/5  | 1          | 0  | 0  | 0   | 1   | 2   |     |
| Michigan (1/1)              | N     | 12    | 1-2   | 0-0   | 0-0    | 2-3/5  | 0          | 2  | 0  | 0   | 0   | 2   |     |
| Iowa (1/4)                  | N     | 6     | 0-1   | 0-0   | 0-0    | 0-1/1  | 2          | 0  | 0  | 1   | 0   | 0   |     |
| Purdue (1/8)                | N     | 8     | 0-1   | 0-0   | 1-2    | 0-0/0  | 1          | 1  | 1  | 2   | 0   | 1   |     |
| Indiana (1/12)              | N     | 16    | 1-1   | 0-0   | 0-0    | 1-3/4  | 2          | 3  | 0  | 2   | 1   | 2   |     |
| Penn State (1/15)           | N     | 20    | 1-1   | 0-0   | 2-4    | 0-6/6  | 1          | 0  | 0  | 1   | 0   | 4   |     |
| Northwestern (1/22)         | N     | 10    | 0-0   | 0-0   | 0-0    | 0-5/5  | 3          | 1  | 0  | 1   | 0   | 0   |     |
| Michigan State (1/25)       | N     | 9     | 0-0   | 0-0   | 0-0    | 0-0/0  | 3          | 0  | 1  | 0   | 0   | 0   |     |
| Illinois (1/28)             | N     | 25    | 2-3   | 0-0   | 1-3    | 2-3/5  | 3          | 0  | 0  | 1   | 0   | 5   |     |
| Iowa (2/1)                  | N     | 18    | 0-2   | 0-0   | 0-0    | 1-5/6  | 3          | 1  | 0  | 1   | 1   | 0   |     |
| Nebraska (2/5)              | N     | 17    | 2-2   | 0-0   | 2-5    | 2-2/4  | 3          | 1  | 0  | 1   | 0   | 6   |     |
| Wisconsin (2/9)             | N     | 11    | 1-1   | 0-0   | 0-1    | 1-2/3  | 2          | 0  | 1  | 0   | 0   | 2   |     |
| Ohio State (2/14)           | N     | 23    | 2-6   | 0-0   | 0-3    | 2-2/4  | 3          | 1  | 0  | 1   | 1   | 4   |     |
| Northwestern (2/18)         | N     | 13    | 0-1   | 0-0   | 0-2    | 3-2/5  | 1          | 0  | 0  | 1   | 0   | 0   |     |
| Michigan State (2/22)       | N     | 15    | 2-4   | 0-0   | 0-0    | 2-3/5  | 2          | 0  | 1  | 1   | 0   | 4   |     |
| Indiana (2/26)              | N     | 8     | 3-3   | 0-0   | 0-0    | 0-2/2  | 4          | 0  | 2  | 0   | 0   | 6   |     |
| Wisconsin (2/28)            | N     | 10    | 1-2   | 0-0   | 0-0    | 1-1/2  | 0          | 0  | 0  | 0   | 0   | 2   |     |
| Nebraska (3/3)              | N     | 8     | 1-1   | 0-0   | 0-0    | 0-1/1  | 2          | 2  | 0  | 1   | 0   | 2   |     |
| Northwestern (3/8) BTT      | Y     | 29    | 2-5   | 0-0   | 0-0    | 6-4/10 | 4          | 2  | 0  | 1   | 0   | 4   |     |
| Michigan (3/9) BTT          | Y     | 32    | 2-4   | 0-0   | 0-0    | 2-7/9  | 3          | 2  | 2  | 1   | 0   | 4   |     |
| La Salle (3/14) NIT         | Y     | 14    | 0-0   | 0-0   | 1-2    | 1-1/2  | 3          | 3  | 2  | 1   | 1   | 1   |     |
| Miami (3/19) NIT            | Y     | 14    | 0-2   | 0-0   | 0-0    | 1-1/2  | 4          | 0  | 2  | 0   | 0   | 0   |     |
| Middle Tenn. St. (3/21) NIT | Y     | 32    | 6-8   | 0-0   | 0-0    | 4-3/7  | 3          | 1  | 1  | 2   | 2   | 12  |     |
| Washington (3/27) NIT       | Y     | 20    | 0-1   | 0-0   | 0-0    | 3-5/8  | 2          | 4  | 4  | 0   | 1   | 0   |     |
| Stanford (3/29) NIT         | Y     | 12    | 0-0   | 0-0   | 0-0    | 0-1/1  | 2          | 0  | 2  | 1   | 0   | 0   |     |
| Totals                      |       | 38/11 | 572   | 44-86 | 0-1    | 12-30  | 50-100/150 | 83 | 35 | 30  | 26  | 11  | 100 |



andre  
**HOLLINS**

1

**GUARD**  
senior

height: 6-2  
weight: 195

Memphis, Tenn.

High School  
White Station

G

## STATS ▼

### MILESTONES:

- Big Ten Player of the Week (12/8/14)
- Scored a career-high 41 points against Memphis (11/23/12), the third-highest total in the history of Gopher basketball - Oliver Shannon (42 vs. Wisconsin - 3/6/71) & Eric Magdanz (42 at Michigan - 3/5/62)
- Scored his 1,600th career point vs. Illinois (1/24/15).
- Scored his 1,500th career point vs. Ohio State (1/6/15).
- Scored his 1,000th career point vs. Omaha (12/20/13).
- Set a school record for three-pointers (six) in an NCAA Tournament game against Florida (3/24/13).
- Shot .904 from the free throw line as a freshman, the highest single-season FT% in program history
- Named a team captain for the 2014-15 season

### 2014-15 | SENIOR SEASON:

Led the team with 22 points and added four rebounds, two assists and a steal vs. Louisville (11/14) • contributed five points, four steals, four assists and three rebounds vs. Western Kentucky (11/18) • scored 14 points, eight rebounds, four assists and a steal vs. Franklin Pierce (11/20) • scored 12 points with four assists, one rebound and a steal vs. UMBC (11/22) • recorded nine points, four rebounds, and three assists at St. John's (11/26) • scored eight points, four rebounds, two assists and a steal vs. Georgia (11/28) • sank career-high seven 3-pointers en route to 27 points, and added seven rebounds and one steal at Wake Forest (12/2) • scored 15 points, three assists, three rebounds and a steal vs. WCU (12/5) • recorded 10 points, four rebounds and an assist vs. North Dakota (12/8) • poured in 24 points, four assists, four steals and two rebounds vs. Southern (12/10) • scored 15 points, four assists, two rebounds and a steal vs. Seattle (12/19) • posted eight points, four rebounds and two assists vs. Furman (12/22) • contributed nine points, four assists, two rebounds and a steal vs. UNCW (12/27) • scored seven points, four rebounds and an assist at Purdue (12/31) • scored 12 points, seven rebounds, two assists and a steal vs. Ohio State (1/6) • scored team-high 18 points with five rebounds and two assists at Michigan (1/10) • recorded seven points and four rebounds vs. Iowa (1/13) • scored 31 points including 7 treys with four rebounds, two assists and a block in win over Rutgers (1/17) • led the team with 21 points and 11 rebounds, his second career double-double, and added two steals and an assist at Nebraska (1/20) • led all scorers with 28 points with five assists, three rebounds, two blocks and one steal vs. Illinois (1/24) • led all scorers with 17 points and added three rebounds, a steal and an assist at Penn State (1/28) • scored 12 points, six assists, five rebounds, two blocks and a steal in win over Nebraska (1/31).

### 2013-14 | JUNIOR SEASON:

Opened the season with 18 points and five assists in 32 minutes against Lehigh (11/8) • scored a game-high 24 points against Montana (11/12) • finished with a game-high 26 points and grabbed seven rebounds at Richmond (11/16) • contributed a team-high 19 points and added five rebounds, four assists and three steals against Coastal Carolina (11/19) • scored 14 points and grabbed five rebounds against Syracuse (11/25) • scored a game-high 21 points and dished out four assists against Florida State (12/3) • led the team with 18 points and dished out four assists against New Orleans (12/7) • dished eight assists and scored eight points with four rebounds and two steals in win over SDSU (12/10) • posted first career double-double with 18 points and career-high 10 rebounds and crossed the 1,000 career point mark against Omaha (12/20) • led all players with 18 points against TAMUCC (12/28) • scored 17 points with five assists, one steal and a rebound vs. Purdue (1/5) • scored 14 points with six rebounds and three assists at Penn State (1/8) • tied for game-high with 24 points and added five boards and three assists at Michigan State (1/11) • scored 10 points, six rebounds, three steals and an assist against Ohio State (1/16) • scored game-high 20 points with two assists, one block and one rebound at Iowa (1/19) • scored opening basket of game before leaving with ankle injury vs. Wisconsin (1/22) • returned to action with eight points, four rebounds and two assists at Purdue (2/5) • scored 10 points, three rebounds, one steal and an assist vs. Indiana (2/8) • scored 22 points with four rebounds at Wisconsin (2/13) • scored eight points, four rebounds, three assists and a steal at Northwestern (2/16) • scored 15 points, four rebounds and two assists vs. Illinois (2/19) • scored 13 points, three rebounds, and a steal at Ohio State (2/22) • scored 14 points, three assists and a steal vs. Iowa (2/25) • scored 10 points and

## CAREER HIGHS

### Minutes

44 vs. Michigan (3/9/12)

### Points

41 vs. Memphis (11/23/12)

### FG Attempts

20 at Indiana (1/12/13)

### FG Made

12 vs. Memphis (11/23/12)

### FT Attempts

16 vs. Florida State (12/3/13)

### FT Made

12 - twice; last vs. Florida State (12/3/13)

### 3-Point FG Attempts

12 at Indiana (1/12/13)

### 3-Point FG Made

7 - twice; last vs. Rutgers (1/17/14)

### Rebounds

11 at Nebraska (1/20/15)

### Assists

9 at Purdue (3/9/13)

### Steals

4 - four times; last vs. Southern (12/10/14)

### Blocks

2 - four times; last vs. Nebraska (1/31/15)

## 2014-15 GAME-BY-GAME

| Opponent (Date)         | Start | Min | Fg-Fa   | 3g-3a  | Ft-Fa | O-D/T    | PF | A  | TO | Blk | Stl | Pts |
|-------------------------|-------|-----|---------|--------|-------|----------|----|----|----|-----|-----|-----|
| Louisville (11/14)      | Y     | 35  | 8-15    | 2-6    | 4-6   | 1-3/4    | 3  | 2  | 2  | 0   | 1   | 22  |
| Western Ky. (11/18)     | Y     | 28  | 2-8     | 1-4    | 0-0   | 0-3/3    | 2  | 4  | 3  | 0   | 4   | 5   |
| Franklin Pierce (11/20) | Y     | 21  | 4-9     | 4-4    | 2-2   | 1-7/8    | 0  | 4  | 1  | 0   | 1   | 14  |
| UMBC (11/22)            | Y     | 24  | 4-9     | 3-5    | 1-2   | 0-1/1    | 3  | 4  | 0  | 0   | 1   | 12  |
| St. John's (11/26)      | Y     | 33  | 3-12    | 1-6    | 2-2   | 2-2/4    | 3  | 3  | 7  | 0   | 0   | 9   |
| Georgia (11/28)         | Y     | 35  | 3-6     | 1-2    | 1-2   | 1-3/4    | 1  | 2  | 5  | 0   | 1   | 8   |
| Wake Forest (12/2)      | Y     | 34  | 8-14    | 7-10   | 4-4   | 2-5/7    | 3  | 0  | 3  | 0   | 1   | 27  |
| Western Carolina (12/5) | Y     | 24  | 6-13    | 2-6    | 1-2   | 1-2/3    | 4  | 3  | 3  | 0   | 1   | 15  |
| North Dakota (12/8)     | Y     | 27  | 4-11    | 2-5    | 0-0   | 2-2/4    | 0  | 1  | 2  | 0   | 0   | 10  |
| Southern (12/10)        | Y     | 26  | 9-11    | 5-7    | 1-1   | 0-2/2    | 0  | 4  | 2  | 0   | 4   | 24  |
| Seattle (12/19)         | Y     | 17  | 5-9     | 3-6    | 2-3   | 0-2/2    | 2  | 4  | 1  | 0   | 1   | 15  |
| Furman (12/22)          | Y     | 25  | 3-7     | 0-4    | 2-3   | 1-3/4    | 4  | 2  | 2  | 0   | 0   | 8   |
| UNCW (12/27)            | Y     | 23  | 4-7     | 1-2    | 0-0   | 0-2/2    | 4  | 4  | 0  | 0   | 1   | 9   |
| Purdue (12/31)          | Y     | 32  | 2-10    | 1-3    | 2-2   | 1-3/4    | 2  | 1  | 1  | 0   | 0   | 7   |
| Maryland (1/3)          | Y     | 29  | 1-9     | 0-6    | 0-0   | 0-3/3    | 2  | 2  | 1  | 0   | 2   | 2   |
| Ohio State (1/6)        | Y     | 40  | 3-13    | 3-9    | 3-4   | 1-6/7    | 1  | 2  | 3  | 0   | 1   | 12  |
| Michigan (1/10)         | Y     | 38  | 4-14    | 3-11   | 7-8   | 1-4/5    | 3  | 2  | 2  | 0   | 0   | 18  |
| Iowa (1/13)             | Y     | 34  | 2-12    | 1-7    | 2-2   | 1-3/4    | 2  | 0  | 2  | 0   | 0   | 7   |
| Rutgers (1/17)          | Y     | 36  | 11-18   | 7-10   | 2-2   | 2-2/4    | 2  | 2  | 1  | 1   | 0   | 31  |
| Nebraska (1/20)         | Y     | 36  | 6-16    | 4-9    | 5-9   | 3-8/11   | 3  | 1  | 4  | 0   | 2   | 21  |
| Illinois (1/24)         | Y     | 35  | 10-15   | 5-7    | 3-6   | 1-2/3    | 0  | 5  | 1  | 2   | 1   | 28  |
| Penn State (1/28)       | Y     | 37  | 6-10    | 4-8    | 1-1   | 0-3/3    | 2  | 1  | 3  | 0   | 1   | 17  |
| Nebraska (1/31)         | Y     | 35  | 4-7     | 2-4    | 2-2   | 1-4/5    | 1  | 6  | 1  | 2   | 1   | 12  |
| Totals                  | 23-23 | 704 | 112-255 | 62-141 | 47-67 | 22-75/97 | 47 | 59 | 50 | 5   | 24  | 333 |

dished three assists at Michigan (3/1) • scored 13 points with three rebounds and one assist vs. Penn State (3/9) • sank the game-sealing 3-pointer with 12 seconds to play, as part of nine points, three rebounds and two assists vs. Penn State (3/13 - BTT) • scored 13 points, five rebounds, two steals and an assist vs. High Point (3/18 - NIT) • scored 13 points, four rebounds, three assists and two steals vs. Florida State (4/1 - NIT) • scored 14 points, four rebounds, two assists and a steal vs. SMU (4/3 - NIT).

### PERSONAL:

Son of Andrew and Donna Hollins • born on Dec. 11, 1992 • enrolled in the Carlson School of Management.

| Season  | Gp  | Gs  | Min  | Avg  | 3-POINT  |      |         | REBOUNDS |         |      |            | Asst | TO  | Blk | ST | Pf/Dq | Pts   | Avg  |      |
|---------|-----|-----|------|------|----------|------|---------|----------|---------|------|------------|------|-----|-----|----|-------|-------|------|------|
|         |     |     |      |      | Fg-Fga   | Pct  | Fg-Fga  | Pct.     | Ft-Fta  | Pct. | O-D/Tot    |      |     |     |    |       |       |      | Avg  |
| 2011-12 | 37  | 21  | 781  | 21.1 | 97-247   | .393 | 44-116  | .379     | 85-94   | .904 | 10-67/77   | 2.1  | 67  | 79  | 5  | 32    | 80/2  | 323  | 8.7  |
| 2012-13 | 34  | 32  | 1022 | 30.1 | 152-365  | .416 | 81-194  | .418     | 112-139 | .806 | 21-105/126 | 3.7  | 116 | 79  | 9  | 36    | 80/0  | 497  | 14.6 |
| 2013-14 | 36  | 36  | 1099 | 30.5 | 137-363  | .377 | 67-192  | .349     | 148-176 | .841 | 26-100/126 | 3.5  | 87  | 65  | 3  | 32    | 91/1  | 489  | 13.6 |
| 2014-15 | 23  | 23  | 704  | 30.6 | 112-255  | .439 | 62-141  | .440     | 47-63   | .746 | 22-75/97   | 4.2  | 59  | 50  | 5  | 24    | 47/0  | 333  | 14.5 |
| Career  | 130 | 112 | 3606 | 27.7 | 498-1230 | .405 | 254-643 | .395     | 392-472 | .831 | 79-347/426 | 3.3  | 329 | 273 | 22 | 124   | 298/3 | 1642 | 12.6 |

2013-14 GAME-BY-GAME

| Opponent (Date)          | Star | Min   | Fg-Fa | 3g-3a        | Ft-Fta | O-D/T   | PF         | A  | TO | Blk | Stl | Pts |     |
|--------------------------|------|-------|-------|--------------|--------|---------|------------|----|----|-----|-----|-----|-----|
| Lehigh (11/8)            | Y    | 32    | 5-13  | 1-4          | 7-7    | 0-2/2   | 2          | 5  | 0  | 0   | 2   | 18  |     |
| Montana (11/12)          | Y    | 27    | 8-14  | 3-7          | 5-5    | 1-2/3   | 2          | 3  | 2  | 0   | 1   | 24  |     |
| Richmond (11/16)         | Y    | 37    | 7-17  | 2-7          | 10-11  | 4-3/7   | 4          | 2  | 1  | 0   | 1   | 26  |     |
| Coastal Carolina (11/19) | Y    | 34    | 6-14  | 3-9          | 4-4    | 1-4/5   | 3          | 4  | 2  | 0   | 3   | 19  |     |
| Wofford (11/21)          | Y    | 32    | 3-5   | 1-2          | 0-0    | 0-3/3   | 3          | 4  | 1  | 0   | 1   | 7   |     |
| Syracuse (11/25)         | Y    | 38    | 5-13  | 2-7          | 2-3    | 2-3/5   | 3          | 2  | 4  | 0   | 1   | 14  |     |
| Arkansas (11/26)         | Y    | 33    | 2-9   | 1-5          | 6-7    | 1-1/2   | 3          | 0  | 3  | 0   | 0   | 11  |     |
| Chaminade (11/27)        | Y    | 14    | 3-9   | 2-6          | 0-0    | 0-2/2   | 4          | 1  | 1  | 0   | 0   | 8   |     |
| Florida State (12/3)     | Y    | 36    | 3-13  | 3-7          | 12-16  | 0-3/3   | 1          | 4  | 2  | 0   | 2   | 21  |     |
| New Orleans (12/7)       | Y    | 29    | 5-9   | 3-6          | 5-6    | 1-2/3   | 3          | 4  | 2  | 0   | 2   | 18  |     |
| South Dakota St. (12/10) | Y    | 31    | 3-11  | 1-6          | 1-1    | 3-1/4   | 2          | 8  | 3  | 0   | 2   | 8   |     |
| Omaha (12/20)            | Y    | 27    | 6-12  | 1-4          | 5-8    | 3-7/10  | 4          | 2  | 2  | 1   | 1   | 18  |     |
| Texas A&M-C.C. (12/28)   | Y    | 23    | 6-14  | 3-5          | 3-3    | 1-2/3   | 3          | 0  | 3  | 0   | 0   | 18  |     |
| Michigan (1/2)           | Y    | 38    | 3-10  | 1-5          | 5-8    | 1-4/5   | 2          | 3  | 1  | 1   | 0   | 12  |     |
| Purdue (1/5)             | Y    | 32    | 3-6   | 2-4          | 9-11   | 0-1/1   | 2          | 5  | 2  | 0   | 1   | 17  |     |
| Penn State (1/8)         | Y    | 34    | 4-12  | 2-6          | 4-5    | 2-4/6   | 4          | 3  | 2  | 0   | 0   | 14  |     |
| Michigan State (1/11)    | Y    | 43    | 7-14  | 2-6          | 8-8    | 1-4/5   | 3          | 3  | 3  | 0   | 0   | 24  |     |
| Ohio State (1/16)        | Y    | 26    | 3-7   | 2-3          | 2-2    | 1-5/6   | 2          | 1  | 3  | 0   | 3   | 10  |     |
| Iowa (1/19)              | Y    | 34    | 5-10  | 2-4          | 8-9    | 0-1/1   | 1          | 2  | 4  | 1   | 0   | 20  |     |
| Wisconsin (1/22)         | Y    | 0+    | 1-1   | 0-0          | 0-0    | 0-0/0   | 0          | 0  | 0  | 0   | 0   | 2   |     |
| Nebraska (1/26)          |      |       |       | DNP - Injury |        |         |            |    |    |     |     |     |     |
| Northwestern (2/1)       |      |       |       | DNP - Injury |        |         |            |    |    |     |     |     |     |
| Purdue (2/5)             | Y    | 36    | 3-14  | 2-8          | 0-2    | 0-4/4   | 3          | 2  | 2  | 0   | 0   | 8   |     |
| Indiana (2/8)            | Y    | 24    | 4-8   | 1-2          | 1-1    | 0-3/3   | 3          | 1  | 1  | 0   | 1   | 10  |     |
| Wisconsin (2/13)         | Y    | 34    | 6-12  | 4-6          | 6-8    | 0-4/4   | 4          | 0  | 2  | 0   | 0   | 22  |     |
| Northwestern (2/16)      | Y    | 34    | 2-7   | 2-4          | 2-3    | 0-4/4   | 1          | 3  | 1  | 0   | 1   | 8   |     |
| Illinois (2/19)          | Y    | 32    | 4-13  | 3-11         | 4-4    | 0-4/4   | 0          | 2  | 3  | 0   | 0   | 15  |     |
| Ohio State (2/22)        | Y    | 33    | 3-4   | 3-3          | 4-4    | 0-3/3   | 2          | 0  | 1  | 0   | 1   | 13  |     |
| Iowa (2/25)              | Y    | 31    | 4-7   | 3-6          | 3-4    | 0-0/0   | 1          | 3  | 3  | 0   | 1   | 14  |     |
| Michigan (3/1)           | Y    | 36    | 3-10  | 2-6          | 2-2    | 0-0/0   | 1          | 3  | 0  | 0   | 0   | 10  |     |
| Penn State (3/9)         | Y    | 16    | 3-5   | 1-2          | 6-6    | 0-3/3   | 3          | 1  | 1  | 0   | 0   | 13  |     |
| Penn State (3/13)        | Y    | 25    | 3-7   | 2-4          | 1-2    | 1-2/3   | 4          | 2  | 1  | 0   | 0   | 9   |     |
| Wisconsin (3/14)         | Y    | 32    | 2-14  | 2-7          | 2-2    | 1-2/3   | 4          | 0  | 2  | 0   | 1   | 8   |     |
| High Point (3/18)        | Y    | 36    | 2-9   | 1-5          | 8-8    | 0-5/5   | 2          | 1  | 0  | 0   | 2   | 13  |     |
| Saint Mary's (3/23)      | Y    | 22    | 1-7   | 1-7          | 2-2    | 0-2/2   | 5          | 1  | 2  | 0   | 0   | 5   |     |
| Southern Miss (3/25)     | Y    | 35    | 1-8   | 0-5          | 3-4    | 0-4/4   | 1          | 7  | 2  | 0   | 2   | 5   |     |
| Florida State (4/1)      | Y    | 39    | 3-10  | 2-6          | 5-6    | 0-4/4   | 3          | 3  | 2  | 0   | 2   | 13  |     |
| SMU (4/3)                | Y    | 34    | 5-15  | 1-7          | 3-4    | 2-2/4   | 3          | 2  | 1  | 0   | 1   | 14  |     |
| Totals                   |      | 36-36 | 1099  | 137-363      | 67-192 | 148-176 | 26-100/126 | 91 | 87 | 65  | 3   | 32  | 489 |

2012-13 GAME-BY-GAME

| Opponent (Date)            | Start | Min   | Fg-Fa | 3g-3a   | Ft-Fta | O-D/T   | PF         | A  | TO  | Blk | Stl | Pts |     |
|----------------------------|-------|-------|-------|---------|--------|---------|------------|----|-----|-----|-----|-----|-----|
| American (11/9)            | Y     | 22    | 1-8   | 0-5     | 1-4    | 0-1/1   | 2          | 7  | 1   | 1   | 2   | 3   |     |
| Toledo (11/12)             | Y     | 25    | 1-7   | 0-3     | 5-7    | 0-2/2   | 1          | 1  | 4   | 0   | 0   | 7   |     |
| Tennessee State (11/15)    | Y     | 26    | 3-8   | 2-3     | 5-7    | 1-3/4   | 1          | 5  | 3   | 1   | 2   | 13  |     |
| Richmond (11/18)           | Y     | 32    | 5-12  | 1-4     | 3-3    | 0-2/2   | 3          | 7  | 2   | 2   | 3   | 14  |     |
| Duke (11/22)               | Y     | 24    | 4-13  | 2-7     | 2-2    | 0-3/3   | 3          | 4  | 1   | 1   | 0   | 12  |     |
| Memphis (11/23)            | Y     | 35    | 12-16 | 5-5     | 12-13  | 0-1/1   | 3          | 2  | 4   | 0   | 1   | 41  |     |
| Stanford (11/24)           | Y     | 31    | 1-8   | 0-2     | 6-7    | 0-3/3   | 2          | 2  | 2   | 1   | 0   | 8   |     |
| Florida State (11/27)      | Y     | 31    | 5-10  | 2-5     | 0-0    | 1-4/5   | 2          | 5  | 3   | 0   | 0   | 12  |     |
| North Florida (12/1)       | Y     | 26    | 2-6   | 0-3     | 1-1    | 0-3/3   | 1          | 1  | 2   | 0   | 3   | 5   |     |
| South Dakota State (12/4)  | Y     | 23    | 8-9   | 6-7     | 0-0    | 0-2/2   | 1          | 2  | 0   | 0   | 2   | 22  |     |
| USC (12/8)                 | Y     | 30    | 5-8   | 1-4     | 3-6    | 0-5/5   | 3          | 1  | 5   | 0   | 2   | 14  |     |
| North Dakota State (12/11) | Y     | 30    | 3-7   | 3-6     | 2-4    | 1-1/2   | 3          | 6  | 1   | 1   | 2   | 11  |     |
| Lafayette (12/22)          | Y     | 21    | 2-7   | 1-4     | 1-2    | 0-1/1   | 0          | 3  | 1   | 0   | 1   | 6   |     |
| Michigan State (12/31)     | Y     | 31    | 7-10  | 1-1     | 7-7    | 0-2/2   | 3          | 6  | 3   | 2   | 0   | 22  |     |
| Northwestern (1/6)         | Y     | 17    | 2-5   | 1-2     | 2-2    | 0-2/2   | 3          | 1  | 2   | 0   | 1   | 7   |     |
| Illinois (1/9)             | Y     | 31    | 6-10  | 4-6     | 6-6    | 1-7/8   | 4          | 6  | 2   | 0   | 1   | 22  |     |
| Indiana (1/12)             | Y     | 35    | 8-20  | 5-12    | 4-6    | 0-1/1   | 4          | 3  | 5   | 0   | 4   | 25  |     |
| Michigan (1/17)            | Y     | 26    | 5-12  | 2-5     | 1-2    | 2-2/4   | 3          | 4  | 1   | 0   | 0   | 13  |     |
| Northwestern (1/23)        | Y     | 35    | 2-9   | 2-7     | 0-0    | 0-4/4   | 2          | 4  | 7   | 0   | 0   | 6   |     |
| Wisconsin (1/26)           | Y     | 36    | 7-13  | 3-4     | 3-3    | 1-4/5   | 2          | 0  | 3   | 0   | 2   | 20  |     |
| Nebraska (1/29)            | Y     | 25    | 4-8   | 1-5     | 5-5    | 1-2/3   | 3          | 3  | 4   | 0   | 1   | 14  |     |
| Iowa (2/3)                 | Y     | 37    | 4-14  | 1-5     | 6-8    | 3-3/6   | 3          | 8  | 1   | 0   | 2   | 15  |     |
| Michigan State (2/6)       | Y     | 30    | 4-11  | 3-7     | 0-0    | 0-2/2   | 3          | 0  | 3   | 0   | 0   | 11  |     |
| Illinois (2/10)            | Y     | 36    | 2-10  | 2-5     | 2-2    | 0-2/2   | 3          | 4  | 1   | 0   | 0   | 8   |     |
| Wisconsin (2/14)           | Y     | 43    | 5-16  | 3-9     | 8-10   | 1-4/5   | 3          | 3  | 0   | 0   | 3   | 21  |     |
| Iowa (2/17)                | Y     | 19    | 1-8   | 1-5     | 0-0    | 1-3/4   | 4          | 1  | 1   | 0   | 1   | 3   |     |
| Ohio State (2/20)          | Y     | 34    | 4-13  | 1-5     | 2-2    | 2-6/8   | 1          | 1  | 2   | 0   | 0   | 11  |     |
| Indiana (2/26)             | Y     | 32    | 4-13  | 2-8     | 6-8    | 1-1/2   | 3          | 3  | 1   | 0   | 0   | 16  |     |
| Penn State (3/2)           | N     | 28    | 3-5   | 3-4     | 2-2    | 0-2/2   | 1          | 3  | 2   | 0   | 1   | 11  |     |
| Nebraska (3/6)             | N     | 31    | 4-14  | 3-8     | 3-4    | 2-4/6   | 2          | 2  | 2   | 0   | 0   | 14  |     |
| Purdue (3/9)               | Y     | 37    | 8-16  | 6-11    | 2-2    | 0-4/4   | 1          | 9  | 1   | 0   | 0   | 24  |     |
| Illinois (3/14) BTT        | Y     | 36    | 4-10  | 3-9     | 2-2    | 1-7/8   | 1          | 3  | 4   | 0   | 0   | 13  |     |
| UCLA (3/22) NCAA           | Y     | 35    | 8-16  | 5-8     | 7-7    | 1-8/9   | 2          | 5  | 1   | 0   | 0   | 28  |     |
| Florida (3/24) NCAA        | Y     | 31    | 8-13  | 6-10    | 3-5    | 1-4/5   | 4          | 1  | 4   | 0   | 2   | 25  |     |
| Totals                     |       | 34/32 | 1022  | 152-365 | 81-194 | 112-139 | 21-105/126 | 80 | 116 | 79  | 9   | 36  | 497 |

2011-12 GAME-BY-GAME

| Opponent (Date)             | Start | Min   | Fg-Fa | 3g-3a  | Ft-Fta | O-D/T        | PF       | A  | TO | Blk | Stl | Pts |     |
|-----------------------------|-------|-------|-------|--------|--------|--------------|----------|----|----|-----|-----|-----|-----|
| Bucknell (11/11)            | Y     | 21    | 1-4   | 1-4    | 3-4    | 0-1/1        | 1        | 2  | 0  | 0   | 1   | 6   |     |
| South Dakota State (11/14)  | Y     | 11    | 2-4   | 1-2    | 0-0    | 0-0/0        | 4        | 1  | 1  | 0   | 1   | 5   |     |
| Fairfield (11/17)           | Y     | 20    | 2-3   | 0-0    | 8-9    | 0-4/4        | 2        | 2  | 5  | 0   | 1   | 12  |     |
| Mount St. Mary's (11/21)    | Y     | 18    | 4-7   | 1-2    | 4-4    | 0-0/0        | 2        | 1  | 2  | 0   | 2   | 13  |     |
| DePaul (11/24)              | Y     | 10    | 1-5   | 0-0    | 0-0    | 0-0/0        | 3        | 0  | 1  | 0   | 1   | 2   |     |
| Indiana State (11/25)       | Y     | 19    | 5-7   | 4-5    | 2-2    | 0-0/0        | 4        | 2  | 3  | 0   | 1   | 16  |     |
| Dayton (11/27)              | Y     | 19    | 2-6   | 1-3    | 1-2    | 1-1/2        | 4        | 1  | 3  | 1   | 3   | 6   |     |
| Virginia Tech (11/30)       | Y     | 28    | 2-8   | 0-2    | 2-2    | 1-1/2        | 3        | 3  | 1  | 0   | 1   | 6   |     |
| USC (12/3)                  | Y     | 26    | 1-4   | 1-2    | 1-1    | 0-0/0        | 1        | 2  | 3  | 0   | 0   | 4   |     |
| Appalachian State (12/6)    | Y     | 11    | 0-1   | 0-1    | 0-0    | 0-3/3        | 0        | 2  | 0  | 0   | 0   | 0   |     |
| Saint Peter's (12/10)       |       |       |       |        |        | Did Not Play |          |    |    |     |     |     |     |
| Central Michigan (12/13)    | N     | 13    | 1-2   | 1-1    | 0-0    | 0-1/1        | 1        | 2  | 1  | 0   | 1   | 3   |     |
| North Dakota State (12/22)  | N     | 13    | 0-3   | 0-2    | 0-0    | 0-4/4        | 0        | 1  | 0  | 0   | 1   | 0   |     |
| Illinois (12/27)            | N     | 17    | 3-7   | 1-2    | 2-2    | 0-0/0        | 2        | 1  | 3  | 0   | 1   | 9   |     |
| Michigan (1/1)              | N     | 14    | 0-3   | 0-1    | 0-0    | 0-0/0        | 2        | 3  | 1  | 0   | 0   | 0   |     |
| Iowa (1/4)                  | N     | 15    | 2-5   | 0-2    | 1-2    | 0-1/1        | 2        | 2  | 0  | 0   | 0   | 5   |     |
| Purdue (1/8)                | N     | 19    | 1-6   | 1-2    | 2-2    | 1-1/2        | 2        | 1  | 4  | 0   | 4   | 5   |     |
| Indiana (1/12)              | N     | 6     | 1-3   | 1-2    | 0-0    | 0-1/1        | 3        | 0  | 1  | 0   | 0   | 3   |     |
| Penn State (1/15)           | N     | 9     | 0-0   | 0-0    | 2-2    | 0-1/1        | 0        | 0  | 2  | 0   | 0   | 2   |     |
| Northwestern (1/22)         | N     | 11    | 2-5   | 0-2    | 2-2    | 0-3/3        | 1        | 1  | 3  | 0   | 0   | 6   |     |
| Michigan State (1/25)       | N     | 17    | 0-5   | 0-3    | 0-0    | 0-2/2        | 1        | 1  | 1  | 0   | 1   | 0   |     |
| Illinois (1/28)             | N     | 24    | 4-8   | 1-3    | 3-3    | 0-2/2        | 2        | 3  | 2  | 0   | 3   | 12  |     |
| Iowa (2/1)                  | N     | 19    | 2-5   | 1-2    | 0-0    | 0-1/1        | 0        | 2  | 1  | 0   | 0   | 5   |     |
| Nebraska (2/5)              | N     | 16    | 2-5   | 2-4    | 2-2    | 0-1/1        | 1        | 2  | 1  | 0   | 0   | 8   |     |
| Wisconsin (2/9)             | N     | 28    | 6-12  | 5-6    | 3-4    | 0-6/6        | 4        | 2  | 1  | 1   | 0   | 20  |     |
| Ohio State (2/14)           | Y     | 29    | 3-5   | 2-4    | 0-0    | 0-1/1        | 0        | 3  | 4  | 0   | 0   | 8   |     |
| Northwestern (2/18)         | N     | 13    | 1-3   | 0-2    | 0-0    | 0-0/0        | 4        | 1  | 1  | 0   | 1   | 2   |     |
| Michigan State 2/22)        | N     | 12    | 1-4   | 1-3    | 5-5    | 0-0/0        | 2        | 0  | 2  | 1   | 0   | 8   |     |
| Indiana (2/26)              | Y     | 16    | 2-6   | 2-4    | 0-0    | 1-2/3        | 5        | 0  | 1  | 0   | 1   | 6   |     |
| Wisconsin (2/28)            | Y     | 37    | 3-12  | 2-7    | 10-11  | 1-2/3        | 3        | 0  | 2  | 0   | 0   | 18  |     |
| Nebraska (3/3)              | Y     | 28    | 3-7   | 2-6    | 4-4    | 1-0/1        | 2        | 6  | 4  | 0   | 1   | 12  |     |
| Northwestern (3/8) BTT      | Y     | 37    | 10-17 | 5-10   | 0-0    | 0-5/5        | 2        | 0  | 1  | 1   | 0   | 25  |     |
| Michigan (3/9) BTT          | Y     | 44    | 6-18  | 2-9    | 7-7    | 1-3/4        | 1        | 6  | 4  | 0   | 2   | 21  |     |
| La Salle (3/14) NIT         | Y     | 22    | 5-8   | 1-3    | 2-3    | 0-5/5        | 4        | 1  | 3  | 1   | 1   | 13  |     |
| Miami (3/19) NIT            | Y     | 38    | 5-12  | 2-4    | 2-2    | 1-5/6        | 2        | 4  | 6  | 0   | 1   | 14  |     |
| Middle Tenn. St. (3/21) NIT | Y     | 36    | 7-18  | 2-5    | 8-8    | 2-4/6        | 4        | 4  | 2  | 0   | 2   | 24  |     |
| Washington (3/27) NIT       | Y     | 43    | 6-14  | 1-4    | 7-7    | 0-3/3        | 1        | 5  | 4  | 0   | 0   | 20  |     |
| Stanford (3/29) NIT         | Y     | 22    | 1-5   | 0-2    | 2-4    | 0-3/3        | 5        | 0  | 5  | 0   | 1   | 4   |     |
| Totals                      |       | 37/21 | 781   | 97-247 | 44-116 | 85-94        | 10-67/77 | 80 | 67 | 79  | 5   | 32  | 323 |





joey  
KING

24

FORWARD  
junior

height: 6-9  
weight: 235

Eagan, Minn.

Previous School  
Drake

High School  
Eastview

F

STATS ▼

#### MILESTONES:

- Scored his 400th career point against Iowa (2/25/14)
- Scored his 300th career point against New Orleans (12/7/13)
- Collected his 200th career rebound vs. Western Kentucky (11/18/14)
- Collected his 100th career rebound at Richmond (11/16/13)

#### 2014-15 | JUNIOR SEASON:

Recorded four rebounds and two points against Louisville (11/14) • scored 10 points, four rebounds and three assists vs. Western Kentucky (11/18) • posted 11 points, one steal and an assist vs. Franklin Pierce (11/20) • recorded five rebounds, four points, three steals and two assists vs. UMBC (11/22) • posted nine rebounds, eight points, two blocks and two assists at St. John's (11/26) • scored team-high 15 points, two rebounds, two assists, a block and a steal vs. Georgia (11/28) • scored 14 points, four rebounds and two assists at Wake Forest (12/2) • recorded 13 points, five rebounds, four assists and two steals vs. WCU (12/5) • posted 12 points, two rebounds, one block and an assist vs. North Dakota (12/8) • scored six points, four rebounds, three assists, one block and a steal vs. Southern (12/10) • contributed five points, four rebounds and an assist vs. Seattle (12/19) • led the team with 19 points and added three rebounds, one steal and an assist vs. Furman (12/22) • scored nine points, one block and one rebound vs. UNCW (12/27) • scored 13 points, three assists, two blocks and a rebound at Purdue (12/31) • scored five points, four assists, four rebounds and a steal vs. Ohio State (1/6) • scored six points and a rebound at Michigan (1/10) • scored 11 points, two rebounds and a block vs. Iowa (1/13) • posted nine points, three assists and one rebound vs. Rutgers (1/17) • scored 11 points, two rebounds and an assist at Nebraska (1/20) • recorded seven rebounds, three assists and three points vs. Illinois (1/24) • scored seven points, one assist and a rebound at Penn State (1/28) • posted nine points, three rebounds, one steal and an assist vs. Nebraska (1/31).

#### 2013-14 | SOPHOMORE SEASON:

Led the team with 20 points in his Gopher debut against Lehigh (11/8) • missed the game against Wofford (11/21) due to a fracture on the right side of his jaw. Underwent minor surgery on Nov. 20 • scored nine points and grabbed five rebounds in 25 minutes off the bench against Syracuse (11/25) • scored 10 points and grabbed three rebounds in 27 minutes off the bench against New Orleans (12/7) • contributed four points and three rebounds against Omaha (12/20) • scored five points with a rebound and one steal against Michigan (1/2) • scored four points, two rebounds, one block and an assist against Purdue (1/5) • scored six points, two rebounds and two assists at Michigan State (1/11) • chipped in seven points, three rebounds and one steal at Iowa (1/19) • scored seven points, one steal, one rebound and an assist vs. Wisconsin (1/22) • scored 14 points, nine rebounds, three assists and a block in 47 minutes of action at Purdue (2/5) • made first start as Gopher against Indiana, scoring four points and two rebounds (2/8) • scored seven points, four rebounds and a block at Northwestern (2/16) • recorded five points, four assists, one block and a rebound vs. Illinois (2/19) • scored nine points and grabbed two rebounds at Ohio State (2/22) • contributed nine points, five rebounds, one steal and an assist vs. Penn State (3/9) • scored 14 points with two rebounds and an assist vs. Wisconsin (3/14 - BTT) • scored 14 points, seven rebounds and three assists vs. High Point (3/18 - NIT) • led the team with 18 points and added two steals and a rebound vs. Saint Mary's (3/23 - NIT) • scored 15 points with three rebounds, two assists, one block and a steal vs. Southern Miss (3/25 - NIT) • contributed eight points and three rebounds in win over SMU (4/3 - NIT).

#### HIGH SCHOOL:

Averaged 23.9 points and six rebounds as a senior in 2011-12 • scored in double figures in 26 of 29 games to lead Eastview to a 28-2 record and a berth in the Minnesota state AAAA basketball tournament • averaged 17.6 points per game as a junior in leading the Lightning to a 22-5 record and a South Suburban Conference title • scored in double figures in 24 of 27 that year, including a season-best 36 points against Eagan • a three-year letterwinner in basketball • two-time member of the All-State Team • three-time All-South Suburban Conference honoree.

#### PERSONAL:

Born Sept. 24, 1993 • son of Julie King • has a younger brother, Erik • communications major.

#### CAREER HIGHS

##### Minutes

47 at Purdue (2/5/14)

##### Points

21 - twice; last vs. Missouri State (1/5/13)

##### FG Attempts

15 vs. Missouri State (1/5/13)

##### FG Made

8 - twice; last vs. Furman (12/22/14)

##### FT Attempts

8 vs. Lehigh (11/8/13)

##### FT Made

6 - twice, last vs. Saint Mary's (3/23/14)

##### 3-Point FG Attempts

9 at Creighton (1/8/13)

##### 3-Point FG Made

5 at Creighton (1/8/13)

##### Rebounds

11 at Illinois State (1/12/13)

##### Assists

4 - four times; last vs. Ohio State (1/6/15)

##### Steals

3 vs. UMBC (11/22/14)

##### Blocks

2 - three times; last at Purdue (12/31/14)

#### 2014-15 GAME-BY-GAME

| Opponent (Date)         | Start | Min   | Fg-Fa | 3g-3a  | Ft-Fta | O-D/T | PF    | A  | TO | Blk | Stl | Pts |    |     |
|-------------------------|-------|-------|-------|--------|--------|-------|-------|----|----|-----|-----|-----|----|-----|
| Louisville (11/14)      | Y     | 25    | 0-4   | 0-4    | 2-2    | 1-3/4 | 4     | 0  | 1  | 0   | 0   | 2   |    |     |
| Western Ky. (11/18)     | Y     | 25    | 4-10  | 2-5    | 0-0    | 1-3/4 | 2     | 3  | 1  | 0   | 0   | 10  |    |     |
| Franklin Pierce (11/20) | Y     | 11    | 5-7   | 1-3    | 0-0    | 0-0/0 | 0     | 1  | 0  | 0   | 1   | 11  |    |     |
| UMBC (11/22)            | Y     | 25    | 2-6   | 0-4    | 0-0    | 3-2/5 | 2     | 2  | 1  | 0   | 3   | 4   |    |     |
| St. John's (11/26)      | Y     | 34    | 3-12  | 2-7    | 0-0    | 2-7/9 | 4     | 2  | 2  | 2   | 0   | 8   |    |     |
| Georgia (11/28)         | Y     | 31    | 4-11  | 3-7    | 4-7    | 1-1/2 | 4     | 2  | 1  | 1   | 1   | 15  |    |     |
| Wake Forest (12/2)      | Y     | 25    | 5-9   | 4-6    | 0-0    | 1-3/4 | 4     | 2  | 4  | 0   | 0   | 14  |    |     |
| Western Carolina (12/5) | Y     | 32    | 4-8   | 1-1    | 4-4    | 2-3/5 | 1     | 4  | 1  | 0   | 2   | 13  |    |     |
| North Dakota (12/8)     | Y     | 27    | 4-7   | 1-2    | 3-3    | 0-2/2 | 3     | 1  | 2  | 1   | 0   | 12  |    |     |
| Southern (12/10)        | Y     | 26    | 3-8   | 0-1    | 0-1    | 0-4/4 | 2     | 3  | 1  | 1   | 1   | 6   |    |     |
| Seattle (12/19)         | Y     | 23    | 2-5   | 1-3    | 0-0    | 2-2/4 | 5     | 1  | 1  | 0   | 0   | 5   |    |     |
| Furman (12/22)          | Y     | 32    | 8-11  | 2-4    | 1-2    | 1-2/3 | 0     | 1  | 2  | 0   | 1   | 19  |    |     |
| UNCW (12/27)            | Y     | 28    | 3-5   | 1-1    | 2-2    | 1-0/1 | 1     | 0  | 2  | 1   | 0   | 9   |    |     |
| Purdue (12/31)          | Y     | 37    | 4-6   | 3-4    | 2-2    | 0-1/1 | 4     | 3  | 3  | 2   | 0   | 13  |    |     |
| Maryland (1/3)          | Y     | 23    | 1-5   | 1-3    | 0-0    | 0-1/1 | 5     | 1  | 0  | 0   | 0   | 3   |    |     |
| Ohio State (1/6)        | Y     | 39    | 2-4   | 1-2    | 0-0    | 0-4/4 | 2     | 4  | 0  | 0   | 1   | 5   |    |     |
| Michigan (1/10)         | Y     | 31    | 2-7   | 2-7    | 0-0    | 1-0/1 | 2     | 0  | 4  | 0   | 0   | 6   |    |     |
| Iowa (1/13)             | Y     | 24    | 4-11  | 3-8    | 0-0    | 2-0/2 | 3     | 0  | 0  | 1   | 0   | 11  |    |     |
| Rutgers (1/17)          | Y     | 28    | 3-6   | 1-4    | 2-2    | 1-0/1 | 3     | 3  | 2  | 0   | 0   | 9   |    |     |
| Nebraska (1/20)         | Y     | 34    | 4-6   | 2-4    | 1-3    | 0-2/2 | 1     | 1  | 1  | 0   | 0   | 11  |    |     |
| Illinois (1/24)         | Y     | 32    | 1-7   | 0-4    | 1-1    | 1-6/7 | 3     | 3  | 2  | 0   | 0   | 3   |    |     |
| Penn State (1/28)       | Y     | 19    | 2-6   | 1-3    | 2-2    | 1-0/1 | 4     | 1  | 2  | 0   | 0   | 7   |    |     |
| Nebraska (1/31)         | Y     | 33    | 3-8   | 1-5    | 2-2    | 1-2/3 | 1     | 1  | 2  | 0   | 1   | 9   |    |     |
| Totals                  |       | 23-23 | 645   | 73-169 | 33-92  | 26-33 | 22-48 | 70 | 60 | 39  | 35  | 9   | 11 | 205 |

| Season  | Gp | Gs | Min  | Avg  | 3-POINT |      |        | REBOUNDS |         |      | Asst       | TO  | Blk | ST  | Pf/Dq | Pts | Avg    |     |     |
|---------|----|----|------|------|---------|------|--------|----------|---------|------|------------|-----|-----|-----|-------|-----|--------|-----|-----|
|         |    |    |      |      | Fg-Fga  | Pct  | Pct    | Ft-Fta   | Pct     | Pct  |            |     |     |     |       |     |        |     |     |
| 2012-13 | 33 | 2  | 608  | 18.4 | 74-173  | .428 | 33-95  | .347     | 41-51   | .804 | 27-67/94   | 2.9 | 30  | 44  | 12    | 10  | 85/3   | 222 | 6.9 |
| 2013-14 | 37 | 15 | 828  | 22.4 | 89-184  | .484 | 26-71  | .366     | 60-76   | .789 | 32-68/100  | 2.7 | 28  | 34  | 10    | 15  | 101/7  | 264 | 7.1 |
| 2014-15 | 23 | 23 | 645  | 28.0 | 73-169  | .432 | 33-92  | .359     | 26-33   | .788 | 22-48/70   | 3.0 | 39  | 35  | 9     | 11  | 60/2   | 205 | 8.9 |
| Career  | 93 | 40 | 2081 | 22.4 | 236-526 | .449 | 92-258 | .357     | 127-160 | .794 | 81-183/264 | 2.8 | 97  | 113 | 31    | 36  | 246/12 | 691 | 7.4 |

2013-14 GAME-BY-GAME

| Opponent (Date)          | Start        | Min   | Fg-Fa | 3g-3a  | Ft-Fta | O-D/T | PF    | A   | TO  | Blk | Stl | Pts |    |     |
|--------------------------|--------------|-------|-------|--------|--------|-------|-------|-----|-----|-----|-----|-----|----|-----|
| Lehigh (11/8)            | N            | 27    | 6-10  | 2-6    | 6-8    | 1-0/1 | 0     | 0   | 1   | 0   | 1   | 20  |    |     |
| Montana (11/12)          | N            | 15    | 3-7   | 0-1    | 3-4    | 1-1/2 | 5     | 1   | 1   | 1   | 0   | 9   |    |     |
| Richmond (11/16)         | N            | 26    | 5-8   | 0-2    | 0-2    | 4-3/7 | 3     | 0   | 0   | 0   | 0   | 10  |    |     |
| Coastal Carolina (11/19) | N            | 13    | 1-3   | 0-1    | 0-1    | 0-1/1 | 2     | 0   | 0   | 0   | 0   | 2   |    |     |
| Wofford (11/21)          | DNP - Injury |       |       |        |        |       |       |     |     |     |     |     |    |     |
| Syracuse (11/25)         | N            | 25    | 4-9   | 1-1    | 0-0    | 3-2/5 | 5     | 0   | 2   | 0   | 1   | 9   |    |     |
| Arkansas (11/26)         | N            | 21    | 3-9   | 1-4    | 0-0    | 0-1/1 | 3     | 1   | 1   | 0   | 0   | 7   |    |     |
| Chaminade (11/27)        | N            | 18    | 2-8   | 0-3    | 5-6    | 0-2/2 | 0     | 0   | 0   | 1   | 1   | 9   |    |     |
| Florida State (12/3)     | N            | 15    | 1-3   | 1-1    | 5-6    | 1-3/4 | 4     | 0   | 0   | 0   | 0   | 8   |    |     |
| New Orleans (12/7)       | N            | 27    | 3-7   | 2-4    | 2-2    | 1-2/3 | 4     | 0   | 3   | 1   | 1   | 10  |    |     |
| South Dakota St. (12/10) | N            | 20    | 1-2   | 0-0    | 0-0    | 1-0/1 | 1     | 1   | 0   | 0   | 0   | 2   |    |     |
| Omaha (12/20)            | N            | 13    | 1-3   | 0-1    | 2-2    | 0-3/3 | 1     | 0   | 2   | 0   | 0   | 4   |    |     |
| Texas A&M-C.C. (12/28)   | N            | 10    | 0-2   | 0-2    | 0-0    | 0-1/1 | 4     | 0   | 0   | 0   | 0   | 0   |    |     |
| Michigan (1/2)           | N            | 14    | 2-2   | 1-1    | 0-0    | 0-1/1 | 4     | 0   | 1   | 0   | 1   | 5   |    |     |
| Purdue (1/5)             | N            | 13    | 0-1   | 0-1    | 4-4    | 1-1/2 | 1     | 1   | 1   | 1   | 0   | 4   |    |     |
| Penn State (1/8)         | N            | 15    | 2-5   | 0-2    | 0-0    | 2-0/2 | 5     | 0   | 1   | 0   | 0   | 4   |    |     |
| Michigan State (1/11)    | N            | 18    | 2-3   | 2-3    | 0-0    | 0-2/2 | 2     | 2   | 0   | 0   | 0   | 6   |    |     |
| Ohio State (1/16)        | N            | 11    | 0-2   | 0-1    | 0-0    | 1-0/1 | 1     | 0   | 1   | 1   | 0   | 0   |    |     |
| Iowa (1/19)              | N            | 19    | 2-5   | 0-0    | 3-4    | 2-1/3 | 4     | 0   | 2   | 0   | 1   | 7   |    |     |
| Wisconsin (1/22)         | N            | 22    | 3-4   | 1-1    | 0-0    | 0-1/1 | 2     | 1   | 1   | 0   | 1   | 7   |    |     |
| Nebraska (1/26)          | N            | 16    | 1-4   | 0-1    | 2-3    | 1-5/6 | 2     | 1   | 0   | 0   | 1   | 4   |    |     |
| Northwestern (2/1)       | N            | 14    | 1-2   | 0-0    | 0-0    | 0-1/1 | 0     | 2   | 0   | 0   | 1   | 2   |    |     |
| Purdue (2/5)             | N            | 47    | 6-8   | 2-4    | 0-0    | 2-7/9 | 5     | 3   | 0   | 1   | 0   | 14  |    |     |
| Indiana (2/8)            | Y            | 19    | 2-4   | 0-2    | 0-0    | 0-2/2 | 2     | 0   | 1   | 0   | 0   | 4   |    |     |
| Wisconsin (2/13)         | Y            | 23    | 2-3   | 0-1    | 1-2    | 0-1/1 | 5     | 1   | 2   | 1   | 0   | 5   |    |     |
| Northwestern (2/16)      | Y            | 34    | 2-3   | 1-1    | 2-4    | 1-3/4 | 2     | 0   | 2   | 1   | 0   | 7   |    |     |
| Illinois (2/19)          | Y            | 27    | 1-4   | 1-2    | 2-2    | 1-0/1 | 2     | 4   | 1   | 1   | 0   | 5   |    |     |
| Ohio State (2/22)        | Y            | 33    | 4-11  | 1-5    | 0-0    | 1-1/2 | 3     | 0   | 3   | 0   | 0   | 9   |    |     |
| Iowa (2/25)              | Y            | 27    | 2-5   | 0-1    | 2-2    | 2-1/3 | 4     | 1   | 1   | 0   | 1   | 6   |    |     |
| Michigan (3/1)           | Y            | 24    | 0-3   | 0-1    | 0-0    | 1-2/3 | 1     | 0   | 0   | 0   | 0   | 0   |    |     |
| Penn State (3/9)         | Y            | 33    | 2-4   | 0-2    | 5-5    | 2-3/5 | 3     | 1   | 0   | 0   | 1   | 9   |    |     |
| Penn State (3/13)        | Y            | 17    | 2-2   | 0-0    | 0-0    | 0-2/2 | 2     | 2   | 1   | 0   | 0   | 4   |    |     |
| Wisconsin (3/14)         | Y            | 31    | 4-6   | 3-3    | 3-4    | 0-2/2 | 5     | 1   | 1   | 0   | 0   | 14  |    |     |
| High Point (3/18)        | Y            | 31    | 4-6   | 2-2    | 4-4    | 3-4/7 | 3     | 3   | 1   | 0   | 0   | 14  |    |     |
| Saint Mary's (3/23)      | Y            | 35    | 5-8   | 2-4    | 6-7    | 0-1/1 | 2     | 0   | 1   | 0   | 2   | 18  |    |     |
| Southern Miss (3/25)     | Y            | 32    | 7-13  | 1-4    | 0-0    | 0-3/3 | 1     | 2   | 1   | 1   | 1   | 15  |    |     |
| Florida State (4/1)      | Y            | 7     | 1-1   | 1-1    | 0-0    | 0-2/2 | 5     | 0   | 1   | 0   | 1   | 3   |    |     |
| SMU (4/3)                | Y            | 35    | 2-4   | 1-2    | 3-4    | 0-3/3 | 3     | 0   | 1   | 0   | 0   | 8   |    |     |
| Totals                   |              | 37-15 | 828   | 89-184 | 26-71  | 60-76 | 32-68 | 100 | 101 | 28  | 34  | 10  | 15 | 264 |

2012-13 GAME-BY-GAME (AT DRAKE)

| Opponent (Date)             | Start | Min | Fg-Fa  | 3g-3a | Ft-Fta | O-D/T    | PF | A  | TO | Blk | Stl | Pts |
|-----------------------------|-------|-----|--------|-------|--------|----------|----|----|----|-----|-----|-----|
| William Jewell (11/9)       | N     | 23  | 3-8    | 3-8   | 3-4    | 1-0/1    | 4  | 1  | 0  | 0   | 0   | 12  |
| Detroit (11/17)             | N     | 16  | 2-4    | 0-2   | 4-4    | 0-2/2    | 4  | 0  | 3  | 1   | 0   | 8   |
| California (11/22)          | N     | 14  | 1-4    | 0-3   | 0-0    | 0-0/0    | 4  | 0  | 2  | 0   | 0   | 2   |
| Rice (11/23)                | N     | 7   | 1-1    | 1-1   | 0-0    | 0-0/0    | 1  | 0  | 1  | 0   | 0   | 3   |
| Xavier (11/25)              | N     | 29  | 7-11   | 5-7   | 2-2    | 1-1/2    | 3  | 0  | 0  | 1   | 0   | 21  |
| Nevada (11/20)              | N     | 5   | 0-1    | 0-1   | 0-0    | 0-1/1    | 4  | 1  | 1  | 0   | 0   | 0   |
| Saint Mary's (12/5)         | N     | 20  | 1-4    | 0-1   | 0-0    | 0-1/1    | 1  | 1  | 2  | 0   | 0   | 2   |
| IPFW (12/8)                 | N     | 9   | 1-2    | 1-1   | 0-0    | 1-2/3    | 3  | 0  | 0  | 0   | 0   | 3   |
| Iowa State (12/15)          | N     | 15  | 2-3    | 2-3   | 0-0    | 0-0/0    | 5  | 0  | 0  | 0   | 0   | 6   |
| North Carolina Cent (12/19) | N     | 27  | 1-6    | 1-3   | 2-2    | 4-6/10   | 2  | 3  | 2  | 0   | 1   | 5   |
| Eastern Illinois (12/22)    | Y     | 24  | 0-4    | 0-3   | 2-2    | 0-3/3    | 2  | 2  | 2  | 1   | 1   | 2   |
| Bradley (12/29)             | N     | 14  | 2-6    | 0-4   | 0-0    | 1-3/4    | 4  | 1  | 2  | 1   | 0   | 4   |
| Wichita State (1/2)         | N     | 23  | 7-10   | 0-2   | 1-3    | 3-3/6    | 0  | 0  | 1  | 1   | 0   | 15  |
| Missouri State (1/5)        | N     | 29  | 8-15   | 3-7   | 2-2    | 3-4/7    | 1  | 3  | 2  | 1   | 0   | 21  |
| Creighton (1/8)             | N     | 32  | 5-10   | 5-9   | 2-2    | 0-2/2    | 3  | 1  | 1  | 0   | 0   | 17  |
| Illinois State (1/12)       | N     | 31  | 3-9    | 1-2   | 4-4    | 4-7/11   | 2  | 4  | 2  | 0   | 0   | 11  |
| Evansville (1/16)           | N     | 16  | 3-4    | 1-2   | 0-0    | 0-1/1    | 2  | 0  | 2  | 0   | 1   | 7   |
| Northern Iowa (1/20)        | N     | 23  | 0-5    | 0-2   | 0-0    | 0-4/4    | 3  | 0  | 1  | 0   | 1   | 0   |
| Creighton (1/23)            | N     | 3   | 0-1    | 0-1   | 0-0    | 0-0/0    | 0  | 0  | 2  | 0   | 0   | 0   |
| Missouri State (1/27)       | N     | 8   | 1-2    | 0-0   | 0-0    | 1-0/1    | 1  | 1  | 0  | 0   | 0   | 2   |
| Southern Illinois (1/20)    | N     | 13  | 4-4    | 1-1   | 1-2    | 0-2/2    | 5  | 0  | 4  | 1   | 1   | 10  |
| Indiana State (2/2)         | N     | 26  | 5-11   | 2-4   | 0-2    | 3-2/5    | 4  | 0  | 0  | 0   | 1   | 12  |
| Illinois State (2/6)        | N     | 24  | 3-7    | 2-3   | 3-4    | 0-3/3    | 2  | 1  | 1  | 0   | 0   | 11  |
| Evansville (2/10)           | N     | 23  | 2-4    | 2-3   | 0-0    | 0-6/6    | 5  | 1  | 4  | 2   | 0   | 6   |
| Wichita State (2/13)        | N     | 17  | 2-8    | 2-5   | 0-0    | 2-0/2    | 4  | 0  | 1  | 0   | 1   | 6   |
| Northern Iowa (2/16)        | N     | 24  | 1-4    | 1-4   | 0-0    | 0-2/2    | 0  | 3  | 2  | 0   | 0   | 3   |
| Bradley (2/20)              | N     | 14  | 0-2    | 0-2   | 2-2    | 0-0/0    | 1  | 1  | 1  | 0   | 0   | 2   |
| Green Bay (2/23)            | Y     | 29  | 2-6    | 0-3   | 3-4    | 1-2/3    | 3  | 0  | 1  | 0   | 2   | 7   |
| Indiana State (2/27)        | N     | 21  | 0-4    | 0-3   | 1-2    | 1-4/5    | 2  | 3  | 1  | 0   | 0   | 1   |
| Southern Illinois (3/2)     | N     | 10  | 1-2    | 0-1   | 4-4    | 0-1/1    | 4  | 1  | 0  | 2   | 1   | 6   |
| Bradley (3/7)               | N     | 24  | 5-7    | 0-2   | 5-6    | 1-5/6    | 2  | 0  | 1  | 1   | 0   | 15  |
| Creighton (3/8)             | N     | 15  | 1-4    | 0-2   | 0-0    | 0-0/0    | 4  | 2  | 2  | 0   | 0   | 2   |
| Totals                      | 32/2  | 608 | 74-173 | 33-95 | 41-51  | 27-67/94 | 85 | 30 | 44 | 12  | 10  | 222 |



bakary  
**KONATÉ**

21

**CENTER**  
freshman

height: 6-11  
weight: 225

Bamako, Mali

High School  
Sunrise Christian  
Academy

C

**STATS ▼**

#### 2014-15 | FRESHMAN SEASON:

Made collegiate debut against Louisville, scoring two points and a rebound (11/14) • Recorded two rebounds and a block vs. Western Kentucky (11/18) • scored six points, four steals, three rebounds and one block vs. Franklin Pierce (11/20) • contributed two points, a rebound, one steal and a block vs. North Dakota (12/8) • scored six points, six rebounds, and one steal vs. Southern (12/10) • posted season highs of nine points, eight rebounds, two assists and two blocks against Seattle (12/19) • scored four points, three rebounds, one block and an assist vs. Furman (12/22) • recorded two rebounds, one block and a steal vs. UNCW (12/27) • scored two points, one rebound and an assist vs. Rutgers (1/17) • posted seven rebounds, two points and one block at Nebraska (1/20) • recorded three points, two rebounds and a steal vs. Illinois (1/24).

#### HIGH SCHOOL:

A graduate of IES La Vega de San Jose in Grand Canary Island, Spain • spent one year at Sunrise Basketball Academy but did not compete in any games • was a four-year high school starter, averaging nine rebounds, 7.5 points and one block per game • played in the Adidas Nations Basketball Tournament in Chicago as part of Team Mali • competed internationally at 15 years old for Club Baloncesto Gran Canaria in Spain • named MVP of the U-16 Spanish Clubs Championships at the 2009 Nike International Junior Tournament in Berlin.

#### PERSONAL:

Son of Seydou and Oumou Konaté • born Dec. 15, 1993 • is one of 14 siblings • has three brothers who played college basketball in the United States: Ibrahim (Boston University), Lassana (LeMoyné-Owen) and Fousseini (LeMoyné-Owen) • hobbies include watching movies and dancing • plans to major in business management.

#### CAREER HIGHS

##### Minutes

23 vs. Southern (12/10/14)

##### Points

9 vs. Seattle (12/19/14)

##### FG Attempts

4 vs. Seattle (12/19/14)

##### FG Made

3 vs. Seattle (12/19/14)

##### FT Attempts

8 vs. Southern (12/10/14)

##### FT Made

6 vs. Southern (12/10/14)

##### 3-Point FG Attempts

—

##### 3-Point FG Made

—

##### Rebounds

8 vs. Seattle (12/19/14)

##### Assists

2 vs. Seattle (12/19/14)

##### Steals

4 vs. Franklin Pierce (11/20/14)


##### Blocks

2 vs. Seattle (12/19/14)

#### 2014-15 GAME-BY-GAME

| Opponent (Date)         | Start | Min  | Fg-Fa                  | 3g-3a | Ft-Fta | O-D/T | PF       | A  | TO | Blk | Stl | Pts |
|-------------------------|-------|------|------------------------|-------|--------|-------|----------|----|----|-----|-----|-----|
| Louisville (11/14)      | N     | 6    | 1-2                    | 0-0   | 0-0    | 0-1/1 | 2        | 0  | 1  | 0   | 0   | 2   |
| Western Ky. (11/18)     | N     | 6    | 0-0                    | 0-0   | 0-3    | 0-2/2 | 0        | 0  | 1  | 1   | 0   | 0   |
| Franklin Pierce (11/20) | N     | 22   | 2-3                    | 0-0   | 2-2    | 2-1/3 | 4        | 0  | 0  | 1   | 4   | 6   |
| UMBC (11/22)            | N     | 2    | 0-1                    | 0-0   | 0-0    | 0-0/0 | 1        | 0  | 0  | 0   | 0   | 0   |
| St. John's (11/26)      |       |      | DNP (Coach's Decision) |       |        |       |          |    |    |     |     |     |
| Georgia (11/28)         | N     | 1    | 0-0                    | 0-0   | 0-0    | 0-0/0 | 0        | 0  | 0  | 0   | 0   | 0   |
| Wake Forest (12/2)      | N     | 2    | 0-0                    | 0-0   | 0-0    | 0-0/0 | 0        | 0  | 0  | 0   | 0   | 0   |
| Western Carolina (12/5) |       |      | DNP (Coach's Decision) |       |        |       |          |    |    |     |     |     |
| North Dakota (12/8)     | N     | 9    | 1-1                    | 0-0   | 0-0    | 0-1/1 | 4        | 0  | 3  | 1   | 1   | 2   |
| Southern (12/10)        | N     | 23   | 0-3                    | 0-0   | 6-8    | 4-2/6 | 4        | 0  | 2  | 0   | 1   | 6   |
| Seattle (12/19)         | N     | 16   | 3-4                    | 0-0   | 3-6    | 3-5/8 | 2        | 2  | 1  | 2   | 0   | 9   |
| Furman (12/22)          | N     | 8    | 1-2                    | 0-0   | 2-5    | 3-0/3 | 0        | 1  | 0  | 1   | 0   | 4   |
| UNCW (12/27)            | N     | 10   | 0-1                    | 0-0   | 0-0    | 0-2/2 | 1        | 0  | 1  | 1   | 1   | 0   |
| Purdue (12/31)          | N     | 4    | 0-0                    | 0-0   | 0-0    | 0-1/1 | 2        | 0  | 1  | 0   | 0   | 0   |
| Maryland (1/3)          |       |      | DNP (Coach's Decision) |       |        |       |          |    |    |     |     |     |
| Ohio State (1/6)        |       |      | DNP (Coach's Decision) |       |        |       |          |    |    |     |     |     |
| Michigan (1/10)         |       |      | DNP (Coach's Decision) |       |        |       |          |    |    |     |     |     |
| Iowa (1/13)             |       |      | DNP (Coach's Decision) |       |        |       |          |    |    |     |     |     |
| Rutgers (1/17)          | N     | 17   | 1-1                    | 0-0   | 0-2    | 0-1/1 | 3        | 1  | 0  | 0   | 0   | 2   |
| Nebraska (1/20)         | N     | 13   | 0-2                    | 0-0   | 2-2    | 2-5/7 | 2        | 0  | 2  | 1   | 0   | 2   |
| Illinois (1/24)         | N     | 10   | 1-1                    | 0-0   | 1-2    | 0-2/2 | 3        | 0  | 1  | 0   | 1   | 3   |
| Penn State (1/28)       | N     | 2    | 0-0                    | 0-0   | 1-2    | 0-0/0 | 1        | 0  | 0  | 0   | 0   | 1   |
| Nebraska (1/31)         | N     | 1    | 0-0                    | 0-0   | 0-0    | 0-0/0 | 0        | 0  | 0  | 0   | 0   | 0   |
| Totals                  |       | 17-0 | 152                    | 10-21 | 0-0    | 17-32 | 14-23/37 | 29 | 4  | 13  | 8   | 37  |

| Season  | Gp | Gs | Min | Avg | 3-POINT |      |        |      | REBOUNDS |      |          |     | Asst | TO | Blk | ST | Pfr/Dq | Pts | Avg |
|---------|----|----|-----|-----|---------|------|--------|------|----------|------|----------|-----|------|----|-----|----|--------|-----|-----|
|         |    |    |     |     | Fg-Fga  | Pct  | Fg-Fga | Pct  | Ft-Fta   | Pct  | O-D/Tot  | Avg |      |    |     |    |        |     |     |
| 2014-15 | 17 | 0  | 152 | 8.9 | 10-21   | .476 | 0-0    | .000 | 17-32    | .531 | 14-23/37 | 2.2 | 4    | 13 | 8   | 8  | 29/0   | 37  | 2.2 |
| Career  | 17 | 0  | 152 | 8.9 | 10-21   | .476 | 0-0    | .000 | 17-32    | .531 | 14-23/37 | 2.2 | 4    | 13 | 8   | 8  | 29/0   | 37  | 2.2 |



mike  
LUKASHEWICH

25

GUARD

freshman

height: 6-3  
weight: 180

Appleton, Wis.

High School  
Appleton North

G

STATS ▼

#### 2014-15 | FRESHMAN SEASON:

Joined the team on December 18 • made debut vs. Seattle, blocking a shot in four minutes of play (12/19).

#### HIGH SCHOOL:

2014 graduate of Appleton North • Named a Fox Valley Association All-Conference player in his junior and senior seasons • Holds the school record for career points scored • Letterwinner in volleyball and track in addition to basketball • Lists his most memorable sports thrill as his volleyball team's 34-0 state championship team • Graduated with high honors.

#### PERSONAL:

Full name is Michael Lukashewich (pronounced Luke-ah-SEV-itch) • Son of Terri and John Lukashewich • Has one younger sister, Kate • Born October 27, 1995 • Hobbies include playing piano, wake surfing and skiing • Plans to major in sports management/law.

#### CAREER HIGHS

##### Minutes

4 - twice; last vs. UNCW (12/27/14)

##### Points

##### FG Attempts

##### FG Made

##### FT Attempts

##### FT Made

##### 3-Point FG Attempts

##### 3-Point FG Made

##### Rebounds

##### Assists

##### Steals

##### Blocks

1 vs. Seattle (12/19/14)

#### 2014-15 GAME-BY-GAME

| Opponent (Date)   | Start | Min | Fg-Fa                  | 3g-3a | Ft-Fta | O-D/T | PF | A | TO | Blk | Stl | Pts |
|-------------------|-------|-----|------------------------|-------|--------|-------|----|---|----|-----|-----|-----|
| Seattle (12/19)   | N     | 4   | 0-0                    | 0-0   | 0-0    | 0-0/0 | 0  | 0 | 0  | 1   | 0   | 0   |
| Furman (12/22)    |       |     | DNP (Coach's Decision) |       |        |       |    |   |    |     |     |     |
| UNCW (12/27)      | N     | 4   | 0-0                    | 0-0   | 0-0    | 0-0/0 | 0  | 0 | 1  | 0   | 0   | 0   |
| Purdue (12/31)    |       |     | DNP (Coach's Decision) |       |        |       |    |   |    |     |     |     |
| Maryland (1/3)    |       |     | DNP (Coach's Decision) |       |        |       |    |   |    |     |     |     |
| Ohio State (1/6)  |       |     | DNP (Coach's Decision) |       |        |       |    |   |    |     |     |     |
| Michigan (1/10)   |       |     | DNP (Coach's Decision) |       |        |       |    |   |    |     |     |     |
| Iowa (1/13)       |       |     | DNP (Coach's Decision) |       |        |       |    |   |    |     |     |     |
| Rutgers (1/17)    |       |     | DNP (Coach's Decision) |       |        |       |    |   |    |     |     |     |
| Nebraska (1/20)   |       |     | DNP (Coach's Decision) |       |        |       |    |   |    |     |     |     |
| Illinois (1/24)   |       |     | DNP (Coach's Decision) |       |        |       |    |   |    |     |     |     |
| Penn State (1/28) |       |     | DNP (Coach's Decision) |       |        |       |    |   |    |     |     |     |
| Nebraska (1/31)   | N     | 1   | 0-0                    | 0-0   | 0-0    | 0-0/0 | 0  | 0 | 0  | 0   | 0   | 0   |
| Totals            |       | 3-0 | 9                      | 0-0   | 0-0    | 0-0/0 | 0  | 0 | 1  | 1   | 0   | 0   |

| Season  | Gp | Gs | Min | Avg | 3-POINT |      |        |      | REBOUNDS |      |         |     |      |    |     |    |       |     |     |
|---------|----|----|-----|-----|---------|------|--------|------|----------|------|---------|-----|------|----|-----|----|-------|-----|-----|
|         |    |    |     |     | Fg-Fga  | Pct  | Fg-Fga | Pct. | Ft-Fta   | Pct. | O-D/Tot | Avg | Asst | TO | Blk | ST | Pf/Dq | Pts | Avg |
| 2014-15 | 3  | 0  | 9   | 3.0 | 0-0     | .000 | 0-0    | .000 | 0-0      | .000 | 0-0/0   | 0.0 | 0    | 1  | 1   | 0  | 0/0   | 0   | 0.0 |
| Career  | 3  | 0  | 9   | 3.0 | 0-0     | .000 | 0-0    | .000 | 0-0      | .000 | 0-0/0   | 0.0 | 0    | 1  | 1   | 0  | 0/0   | 0   | 0.0 |



nate  
**MASON**

2

**GUARD**  
freshman

height: 6-1  
weight: 185

Decatur, Ga.

High School  
Arlington Country  
Day

G

**STATS ▼**

#### MILESTONES:

- Big Ten Freshman of the Week (12/22/14)

#### 2014-15 | FRESHMAN SEASON:

Scored 10 points, five rebounds and two assists in collegiate debut vs. Louisville (11/14) • contributed 10 points, five rebounds, one block, one steal and one assist vs. Western Kentucky (11/18) • posted 15 points, five assists, four rebounds and two steals vs. Franklin Pierce (11/20) • scored eight points, five rebounds, four assists and a steal vs. UMBC (11/22) • scored team-high 15 points, with four rebounds, two assists and two steals at St. John's (11/26) • scored six points with five rebounds, four assists and two steals at Wake Forest (12/2) • contributed 11 points, five assists, two rebounds and two steals vs. WCU (12/5) • registered 11 points, eight assists, six steals and four rebounds vs. North Dakota (12/8) • scored three points, three rebounds, and two assists vs. Southern (12/10) • posted 15 points, six steals, three rebounds and an assist vs. Seattle (12/19) • scored 14 points and four steals vs. Furman (12/22) • scored career-high 18 points with five steals, two rebounds and two assists vs. UNCW (12/27) • contributed 12 points, three rebounds, two assists and a steal at Purdue (12/31) • scored seven points, two assists, one steal and one rebound vs. Ohio State (1/6) • scored eight points, five rebounds, three assists and a steal at Michigan (1/10) • scored 17 points with four rebounds, four assists and three steals in first career start vs. Iowa (1/13) • scored nine points, five steals, five assists and two rebounds with a block vs. Rutgers (1/17) • contributed three points, three steals, two rebounds and an assist at Nebraska (1/20) • scored 10 points, six assists and three rebounds vs. Illinois (1/24) • recorded five points, two steals, one rebound and an assist at Penn State (1/28) • posed eight points, one steal and an assist vs. Nebraska (1/31).

#### HIGH SCHOOL:

Graduate of Arlington Country Day School in Jacksonville, Fla. • Recipient of All-City, County, Area, and State Honors in both junior and senior seasons • Named All-Sunshine Independent Athletic Association (SIAA) in 2013 and 2014 • Saw statistics averages improve through all four years, finishing with career-high 23.9 ppg average in 2013 and averaged 15.6 points, 8.7 assists, 5.1 rebounds and 2.7 steals per game his senior season • helped lead team to three state championships • earned valedictorian honors among 2014 senior class.

#### PERSONAL:

Son of Tonya and Nate Mason • born Jul. 25, 1995 • has one younger sister, Taylor • most memorable sports thrill is hitting a half-court, game-winning shot • major is undecided.

#### CAREER HIGHS

##### Minutes

35 vs. Rutgers (1/17/15)

##### Points

18 vs. UNCW (12/27/14)

##### FG Attempts

13 vs. UNCW (12/27/14)

##### FG Made

7 - twice; last vs. Iowa (1/13/15)

##### FT Attempts

10 vs. Louisville (11/14/14)

##### FT Made

6 vs. Louisville (11/14/14)

##### 3-Point FG Attempts

6 - twice; last vs. Rutgers (1/17/15)

##### 3-Point FG Made

4 vs. Furman (12/22/14)

##### Rebounds

5 - five times, last at Michigan (1/10/14)

##### Assists

8 vs. North Dakota (12/8/14)

##### Steals

6 - twice; last vs. Seattle

##### Blocks

1 - twice; last vs. Rutgers (1/17/15)

#### 2014-15 GAME-BY-GAME

| Opponent (Date)         | Start | Min  | Fg-Fa | 3g-3a  | Ft-Fta | O-D/T | PF       | A  | TO | Blk | Stl | Pts |     |
|-------------------------|-------|------|-------|--------|--------|-------|----------|----|----|-----|-----|-----|-----|
| Louisville (11/14)      | N     | 20   | 2-5   | 0-2    | 6-10   | 1-4/5 | 4        | 2  | 2  | 0   | 0   | 10  |     |
| Western Ky. (11/18)     | N     | 20   | 4-5   | 2-2    | 0-1    | 0-5/5 | 0        | 1  | 1  | 1   | 1   | 10  |     |
| Franklin Pierce (11/20) | N     | 23   | 6-12  | 3-3    | 0-0    | 1-3/4 | 3        | 5  | 1  | 0   | 2   | 15  |     |
| UMBC (11/22)            | N     | 18   | 3-8   | 2-6    | 0-0    | 0-5/5 | 2        | 4  | 1  | 0   | 1   | 8   |     |
| St. John's (11/26)      | N     | 26   | 4-7   | 2-2    | 5-5    | 1-3/4 | 3        | 2  | 1  | 0   | 2   | 15  |     |
| Georgia (11/28)         | N     | 21   | 1-7   | 1-4    | 0-0    | 0-3/3 | 4        | 3  | 0  | 0   | 1   | 3   |     |
| Wake Forest (12/2)      | N     | 27   | 2-9   | 0-3    | 2-2    | 0-5/5 | 1        | 4  | 0  | 0   | 2   | 6   |     |
| Western Carolina (12/5) | N     | 29   | 4-6   | 3-5    | 0-0    | 0-2/2 | 0        | 5  | 3  | 0   | 2   | 11  |     |
| North Dakota (12/8)     | N     | 27   | 4-9   | 1-3    | 2-4    | 0-4/4 | 3        | 8  | 1  | 0   | 6   | 11  |     |
| Southern (12/10)        | N     | 21   | 1-5   | 0-0    | 1-3    | 0-3/3 | 1        | 2  | 0  | 0   | 0   | 3   |     |
| Seattle (12/19)         | N     | 25   | 6-11  | 2-5    | 1-2    | 0-3/3 | 2        | 1  | 2  | 0   | 6   | 15  |     |
| Furman (12/22)          | N     | 22   | 5-7   | 4-5    | 0-0    | 0-0/0 | 2        | 0  | 0  | 0   | 4   | 14  |     |
| UNCW (12/27)            | N     | 25   | 7-13  | 2-3    | 2-3    | 0-2/2 | 0        | 2  | 1  | 0   | 5   | 18  |     |
| Purdue (12/31)          | N     | 26   | 4-9   | 2-5    | 2-4    | 0-3/3 | 2        | 2  | 0  | 0   | 1   | 12  |     |
| Maryland (1/3)          | N     | 22   | 1-7   | 0-2    | 0-0    | 2-3/5 | 2        | 1  | 1  | 0   | 1   | 2   |     |
| Ohio State (1/6)        | N     | 32   | 2-7   | 0-3    | 3-5    | 0-1/1 | 2        | 2  | 1  | 0   | 1   | 7   |     |
| Michigan (1/10)         | N     | 21   | 3-5   | 1-2    | 1-3    | 2-3/5 | 4        | 3  | 1  | 0   | 1   | 8   |     |
| Iowa (1/13)             | Y     | 33   | 7-12  | 1-3    | 2-3    | 2-2/4 | 0        | 4  | 0  | 0   | 3   | 17  |     |
| Rutgers (1/17)          | Y     | 35   | 3-10  | 2-6    | 1-2    | 1-1/2 | 3        | 5  | 1  | 1   | 5   | 9   |     |
| Nebraska (1/20)         | Y     | 29   | 1-5   | 1-1    | 0-0    | 0-2/2 | 2        | 1  | 2  | 0   | 3   | 3   |     |
| Illinois (1/24)         | N     | 28   | 1-7   | 1-4    | 7-8    | 1-2/3 | 0        | 6  | 2  | 0   | 0   | 10  |     |
| Penn State (1/28)       | N     | 18   | 2-8   | 1-3    | 0-0    | 0-1/1 | 2        | 1  | 1  | 0   | 2   | 5   |     |
| Nebraska (1/31)         | N     | 25   | 2-6   | 1-3    | 3-4    | 0-0/0 | 2        | 1  | 1  | 0   | 1   | 8   |     |
| Totals                  |       | 23-3 | 573   | 75-180 | 32-75  | 38-59 | 11-60/71 | 44 | 65 | 23  | 2   | 50  | 220 |

| Season  | Gp | Gs | Min | Avg  | 3-POINT |      |       | REBOUNDS |       |      | Asst     | TO  | Blk | ST | Pfr/Dq | Pts | Avg |
|---------|----|----|-----|------|---------|------|-------|----------|-------|------|----------|-----|-----|----|--------|-----|-----|
|         |    |    |     |      | Fg-Fga  | Pct  | Pct.  | Ft-Fta   | Pct.  | Pct. |          |     |     |    |        |     |     |
| 2014-15 | 23 | 3  | 573 | 24.9 | 75-180  | .417 | 32-75 | .427     | 38-59 | .644 | 11-60/71 | 3.1 |     |    |        | 220 | 9.6 |
| Career  | 23 | 3  | 573 | 24.9 | 75-180  | .417 | 32-75 | .427     | 38-59 | .644 | 11-60/71 | 3.1 |     |    |        | 220 | 9.6 |



deandre  
**MATHIEU**

4

GUARD  
senior

height: 5-9  
weight: 170

Knoxville, Tenn.

Previous School  
Central Arizona

High School  
Central

G

STATS ▼

#### MILESTONES:

- Scored his 500th career point vs. Saint Mary's (3/23/14)
- Scored his 400th career point against Ohio State (2/22/14)
- Scored his 300th career point against Wisconsin (1/19/14)
- Recorded his 100th career steal at St. John's (11/26/14)

#### 2014-15 | SENIOR SEASON:

Recorded six points, four rebounds, three assists and a steal vs. Louisville (11/14) • posted 11 points, six assists, five steals and five rebounds against Western Kentucky (11/18) • contributed six points, six assists, two steals and two rebounds vs. Franklin Pierce (11/20) • scored eight points, eight assists, five rebounds and four steals vs. UMBC (11/22) • scored five points, three rebounds, two steals and two assists at St. John's (11/26) • contributed 12 points, five assists, two steals and two rebounds vs. Georgia (11/28) • posted eight assists, six points, three rebounds and one steal at Wake Forest (12/2) • scored 16 points, six assists, two rebounds and a steal vs. Western Carolina (12/5) • posted first career double-double with 15 points and career-high 10 assists with zero turnovers, adding two steals and two rebounds vs. North Dakota (12/8) • scored 10 points, five assists, three rebounds and a steal vs. Southern (12/10) • recorded nine assists, career-high six steals and two points vs. Seattle (12/19) • scored 16 points, seven assists, five steals and three rebounds vs. Furman (12/22) • registered double-double with 13 points and career-high 11 assists, adding four steals and two rebounds vs. UNCW (12/27) • contributed 11 points, five rebounds, one assist and a steal at Purdue (12/31) • recorded four points, four rebounds, one assist and a steal at Maryland (1/3) • scored 17 points, three assists, three steals and two rebounds vs. Ohio State (1/6) • recorded five rebounds, three assists and two steals at Michigan (1/10) • scored 11 points, five assists and one rebound vs. Iowa (1/13) • contributed eight points, three assists and a rebound vs. Rutgers (1/17) • recorded four rebounds, three assists and a steal at Nebraska (1/20) • recorded five points, three assists, two rebounds and a steal vs. Illinois (1/24) • posted three points, three steals, three assists and two rebounds at Penn State (1/28) • scored seven points, two assists, two rebounds, two steals and a block vs. Nebraska (1/31).

#### 2013-14 | JUNIOR SEASON:

Scored two points and dished out a career-high nine assists in his Gopher debut against Lehigh (11/8) • scored a then career-high 15 points in 30 minutes against Montana (11/12) • contributed a career-high 17 points and dished out six assists against Coastal Carolina (11/19) • finished with 10 points and five assists against Wofford (11/21) • tied a career-high with 17 points against Chaminade (11/27) • scored 11 points, dished out five assists and grabbed three rebounds against New Orleans (12/7) • contributed 15 points including career-high three 3-pointers, two steals, two assists and a rebound against South Dakota State (12/10) • scored career-high 27 points and added four assists, two steals and a rebound against Omaha (12/20) • scored nine points and six rebounds with four assists and a steal against Michigan (1/2) • scored 11 points with four assists, one steal and a rebound against Purdue (1/5) • led the team with 16 points and added four rebounds, three steals and an assist at Penn State (1/8) • scored eight points, including overtime-forcing layup at end of regulation, and added three assists and two rebounds at Michigan State (1/11) • scored team-high 13 points with five assists, four rebounds and three steals vs. Ohio State (1/16) • scored 18 points with five rebounds and three assists vs. Wisconsin (1/22) • recorded 13 points, four assists and one rebound at Nebraska (1/26) • scored nine points, five assists, three rebounds and two steals vs. Northwestern (2/1) • Scored 15 points with three assists, two steals and two rebounds at Purdue (2/5) • scored 16 points, five assists, three rebounds and two steals vs. Indiana (2/8) • scored eight points, six rebounds and six assists at Wisconsin (2/13) • led the team with 18 points and added four rebounds and two assists at Northwestern (2/16) • scored 12 points with three assists, three rebounds and a steal at Ohio State (2/22) • chipped in 19 points, seven assists, three rebounds and a steal in win over Iowa (2/25) • pulled down career-high seven rebounds and added nine points, five assists and three steals at Michigan (3/1) • posted 16 points, six assists, three steals and three rebounds vs. Penn State (3/9) • scored 13 points, five assists, three steals, two blocks and two rebounds vs. Penn State (3/13 - BTT) • scored team-high 18 points, five assists and two rebounds vs. Wisconsin (3/14 - BTT) • contributed 14 points, two rebound, one assist and a steal vs. Saint Mary's (3/23 -

#### CAREER HIGHS

##### Minutes

40 at Purdue (2/5/14)

##### Points

27 vs. Omaha (12/20/13)

##### FG Attempts

16 vs. Wisconsin (3/14/14)

##### FG Made

9 vs. Omaha (12/20/13)

##### FT Attempts

10 vs. Omaha (12/20/13)

##### FT Made

8 vs. Omaha (12/20/13)

##### 3-Point FG Attempts

5 vs. South Dakota State (12/10/13)

##### 3-Point FG Made

3 vs. South Dakota State (12/10/13)

##### Rebounds

7 at Michigan (3/1/14)

##### Assists

11 vs. UNCW (12/27/14)

##### Steals

6 vs. Seattle (12/19/14)

##### Blocks

2 vs. Penn State (3/13/14)

#### 2014-15 GAME-BY-GAME

| Opponent (Date)         | Start | Min   | Fg-Fa | 3g-3a  | Ft-Fta | O-D/T | PF    | A  | TO | Blk | Stl | Pts |    |     |
|-------------------------|-------|-------|-------|--------|--------|-------|-------|----|----|-----|-----|-----|----|-----|
| Louisville (11/14)      | Y     | 25    | 1-4   | 1-2    | 3-4    | 1-3/4 | 4     | 3  | 4  | 0   | 1   | 6   |    |     |
| Western Ky. (11/18)     | Y     | 29    | 5-9   | 1-3    | 0-1    | 0-5/5 | 2     | 6  | 1  | 0   | 5   | 11  |    |     |
| Franklin Pierce (11/20) | Y     | 23    | 3-6   | 0-0    | 0-0    | 1-1/2 | 1     | 6  | 1  | 0   | 2   | 6   |    |     |
| UMBC (11/22)            | Y     | 32    | 3-9   | 0-1    | 2-2    | 4-1/5 | 2     | 8  | 1  | 0   | 4   | 8   |    |     |
| St. John's (11/26)      | Y     | 23    | 2-4   | 0-0    | 1-2    | 1-2/3 | 4     | 2  | 2  | 0   | 2   | 5   |    |     |
| Georgia (11/28)         | Y     | 34    | 4-7   | 1-1    | 3-7    | 0-2/2 | 3     | 5  | 1  | 0   | 2   | 12  |    |     |
| Wake Forest (12/2)      | Y     | 27    | 2-5   | 0-1    | 2-2    | 0-3/3 | 4     | 8  | 2  | 0   | 1   | 6   |    |     |
| Western Carolina (12/5) | Y     | 29    | 6-11  | 0-1    | 4-5    | 1-1/2 | 3     | 6  | 2  | 0   | 1   | 16  |    |     |
| North Dakota (12/8)     | Y     | 30    | 6-8   | 1-1    | 2-4    | 0-2/2 | 4     | 10 | 0  | 0   | 2   | 15  |    |     |
| Southern (12/10)        | Y     | 26    | 3-6   | 0-0    | 4-4    | 0-3/3 | 1     | 5  | 2  | 0   | 1   | 10  |    |     |
| Seattle (12/19)         | Y     | 28    | 1-6   | 0-1    | 0-0    | 0-0/0 | 2     | 9  | 1  | 0   | 6   | 2   |    |     |
| Furman (12/22)          | Y     | 36    | 6-12  | 0-2    | 4-4    | 1-2/3 | 2     | 7  | 5  | 0   | 5   | 16  |    |     |
| UNCW (12/27)            | Y     | 26    | 5-8   | 1-1    | 2-2    | 0-2/2 | 2     | 11 | 0  | 0   | 4   | 13  |    |     |
| Purdue (12/31)          | Y     | 34    | 4-9   | 2-2    | 1-2    | 1-4/5 | 3     | 1  | 4  | 0   | 1   | 11  |    |     |
| Maryland (1/3)          | Y     | 37    | 2-5   | 0-0    | 0-0    | 1-3/4 | 2     | 1  | 5  | 0   | 1   | 4   |    |     |
| Ohio State (1/6)        | Y     | 34    | 7-12  | 1-1    | 2-2    | 1-1/2 | 2     | 3  | 3  | 0   | 3   | 17  |    |     |
| Michigan (1/10)         | Y     | 29    | 0-3   | 0-0    | 0-0    | 2-3/5 | 3     | 3  | 5  | 0   | 2   | 0   |    |     |
| Iowa (1/13)             | N     | 27    | 4-6   | 2-2    | 1-2    | 1-0/1 | 1     | 5  | 3  | 0   | 0   | 11  |    |     |
| Rutgers (1/17)          | N     | 21    | 4-7   | 0-2    | 0-0    | 0-1/1 | 4     | 3  | 1  | 0   | 0   | 8   |    |     |
| Nebraska (1/20)         | N     | 23    | 0-7   | 0-2    | 0-0    | 1-3/4 | 4     | 3  | 2  | 0   | 1   | 0   |    |     |
| Illinois (1/24)         | Y     | 31    | 1-4   | 0-0    | 3-4    | 2-0/2 | 2     | 3  | 2  | 0   | 1   | 5   |    |     |
| Penn State (1/28)       | Y     | 35    | 1-7   | 0-3    | 1-2    | 1-1/2 | 2     | 3  | 0  | 0   | 3   | 3   |    |     |
| Nebraska (1/31)         | Y     | 37    | 3-7   | 0-1    | 1-2    | 0-2/2 | 3     | 2  | 0  | 1   | 2   | 7   |    |     |
| Totals                  |       | 23-20 | 676   | 73-162 | 10-27  | 36-51 | 19-45 | 64 | 60 | 113 | 47  | 1   | 50 | 192 |

NIT) • scored 17 points, four assists, four rebounds and a steal vs. Florida State (4/1 - NIT) • scored 13 points with seven assists and two steals against SMU (4/3 - NIT).

#### HIGH SCHOOL:

A graduate of Knoxville Central High School • was the Knoxville News Sentinel's 2011 PrepXtra Boys' Basketball Player of the Year and a member of the 2011 Tennessee Sports Writers Association's Class AAA All-State Team • averaged 20.7 points, 6.8 rebounds, 8.1 assists (against 2.2 turnovers) and 4.8 steals per game as a senior (2010-11), leading the Central Bobcats to a second consecutive appearance in the Region 2-AAA semifinals • averaged 17 points, eight assists and three steals per game as a junior • was named to the News Sentinel's PrepXtra First Team, meaning he was one of the top six players from a coverage area of 65 schools • was a three-time recipient of the District 3-AAA Player of the Year award and led Central to back-to-back 25-win seasons as an upperclassman.

#### PERSONAL:

Born December 5, 1992 • majoring in business marketing education • son of Tracy Johnson and Berma Mathieu • has three siblings, Tramaine, Jermonite and Demonte.

| Season  | Gp | Gs | Min  | Avg  | 3-POINT |      |        | REBOUNDS |         |      | Asst       | TO  | Blk | ST  | Pf/Dq | Pts | Avg   |     |      |
|---------|----|----|------|------|---------|------|--------|----------|---------|------|------------|-----|-----|-----|-------|-----|-------|-----|------|
|         |    |    |      |      | Fg-Fga  | Pct  | Ft-Fta | Pct      | O-D/Tot | Avg  |            |     |     |     |       |     |       |     |      |
| 2011-12 | 29 | 9  | 372  | 12.8 | 31-70   | .443 | 5-9    | .556     | 16-24   | .667 | 4-27/31    | 1.1 | 43  | 28  | 0     | 26  | 33/0  | 83  | 2.9  |
| 2013-14 | 38 | 38 | 1146 | 30.2 | 165-323 | .511 | 22-45  | .489     | 104-138 | .754 | 18-85/103  | 2.7 | 160 | 102 | 3     | 60  | 83/2  | 456 | 12.0 |
| 2014-15 | 23 | 20 | 676  | 29.4 | 73-162  | .451 | 10-27  | .370     | 36-51   | .706 | 19-45/64   | 2.8 | 113 | 47  | 1     | 50  | 60/0  | 192 | 8.3  |
| Career  | 90 | 67 | 2194 | 24.4 | 269-555 | .485 | 37-81  | .457     | 156-213 | .732 | 41-157/198 | 2.2 | 316 | 177 | 4     | 136 | 176/2 | 731 | 8.1  |




2013-14 GAME-BY-GAME

| Opponent (Date)          | Start | Min   | Fg-Fa | 3g-3a   | Ft-Fta | O-D/T   | PF        | A  | TO  | Blk | Stl | Pts |     |
|--------------------------|-------|-------|-------|---------|--------|---------|-----------|----|-----|-----|-----|-----|-----|
| Lehigh (11/8)            | Y     | 32    | 1-5   | 0-1     | 0-0    | 0-2/2   | 1         | 9  | 3   | 0   | 3   | 2   |     |
| Montana (11/12)          | Y     | 30    | 4-9   | 2-2     | 5-6    | 0-2/2   | 0         | 5  | 2   | 0   | 1   | 15  |     |
| Richmond (11/16)         | Y     | 22    | 2-6   | 0-0     | 0-3    | 0-3/3   | 4         | 3  | 3   | 0   | 2   | 4   |     |
| Coastal Carolina (11/19) | Y     | 32    | 6-11  | 0-2     | 5-6    | 2-2/4   | 2         | 6  | 2   | 0   | 3   | 17  |     |
| Wofford (11/21)          | Y     | 24    | 3-4   | 0-0     | 4-4    | 1-2/3   | 2         | 5  | 3   | 0   | 2   | 10  |     |
| Syracuse (11/25)         | Y     | 16    | 2-5   | 1-1     | 2-2    | 1-0/1   | 2         | 4  | 1   | 0   | 2   | 7   |     |
| Arkansas (11/26)         | Y     | 34    | 5-9   | 0-0     | 1-2    | 2-3/5   | 3         | 6  | 4   | 0   | 2   | 11  |     |
| Chaminade (11/27)        | Y     | 35    | 6-12  | 0-1     | 5-5    | 0-5/5   | 1         | 5  | 1   | 0   | 2   | 17  |     |
| Florida State (12/3)     | Y     | 23    | 2-8   | 0-0     | 3-3    | 1-0/1   | 3         | 4  | 0   | 0   | 1   | 7   |     |
| New Orleans (12/7)       | Y     | 33    | 5-6   | 0-0     | 1-1    | 1-2/3   | 1         | 5  | 4   | 0   | 3   | 11  |     |
| South Dakota St. (12/10) | Y     | 28    | 4-9   | 3-5     | 4-5    | 0-1/1   | 1         | 2  | 0   | 0   | 2   | 15  |     |
| Omaha (12/20)            | Y     | 30    | 9-11  | 1-1     | 8-10   | 0-1/1   | 4         | 4  | 0   | 0   | 2   | 27  |     |
| Texas A&M-C.C. (12/28)   | Y     | 31    | 3-7   | 1-1     | 0-0    | 0-2/2   | 1         | 4  | 3   | 0   | 2   | 7   |     |
| Michigan (1/2)           | Y     | 35    | 3-10  | 0-2     | 3-3    | 3-3/6   | 3         | 4  | 5   | 0   | 1   | 9   |     |
| Purdue (1/5)             | Y     | 20    | 4-4   | 1-1     | 2-2    | 0-1/1   | 3         | 4  | 1   | 0   | 1   | 11  |     |
| Penn State (1/8)         | Y     | 35    | 5-11  | 0-1     | 6-8    | 1-3/4   | 3         | 1  | 2   | 0   | 3   | 16  |     |
| Michigan State (1/11)    | Y     | 29    | 3-10  | 0-1     | 2-3    | 0-2/2   | 4         | 3  | 4   | 0   | 0   | 8   |     |
| Ohio State (1/16)        | Y     | 33    | 5-8   | 0-1     | 3-4    | 0-4/4   | 0         | 5  | 3   | 0   | 3   | 13  |     |
| Iowa (1/19)              | Y     | 28    | 3-8   | 0-1     | 0-0    | 0-0/0   | 5         | 5  | 4   | 1   | 0   | 6   |     |
| Wisconsin (1/22)         | Y     | 28    | 8-13  | 2-2     | 0-0    | 0-5/5   | 3         | 3  | 1   | 0   | 0   | 18  |     |
| Nebraska (1/26)          | Y     | 28    | 4-5   | 1-1     | 4-6    | 1-0/1   | 4         | 4  | 9   | 0   | 0   | 13  |     |
| Northwestern (2/1)       | Y     | 29    | 4-8   | 0-0     | 1-2    | 1-2/3   | 2         | 5  | 3   | 0   | 2   | 9   |     |
| Purdue (2/5)             | Y     | 40    | 5-11  | 0-1     | 5-6    | 1-1/2   | 3         | 3  | 7   | 0   | 2   | 15  |     |
| Indiana (2/8)            | Y     | 34    | 5-11  | 0-1     | 6-7    | 0-3/3   | 1         | 5  | 1   | 0   | 2   | 16  |     |
| Wisconsin (2/13)         | Y     | 34    | 3-10  | 0-0     | 2-2    | 1-5/6   | 1         | 6  | 2   | 0   | 0   | 8   |     |
| Northwestern (2/16)      | Y     | 33    | 7-10  | 1-1     | 3-5    | 0-4/4   | 0         | 2  | 4   | 0   | 0   | 18  |     |
| Illinois (2/19)          | Y     | 24    | 1-5   | 0-1     | 1-3    | 0-1/1   | 5         | 3  | 3   | 0   | 2   | 3   |     |
| Ohio State (2/22)        | Y     | 36    | 5-10  | 0-1     | 2-2    | 0-3/3   | 0         | 3  | 1   | 0   | 1   | 12  |     |
| Iowa (2/25)              | Y     | 30    | 7-11  | 0-0     | 5-8    | 1-2/3   | 1         | 7  | 1   | 0   | 1   | 19  |     |
| Michigan (3/1)           | Y     | 36    | 4-9   | 0-1     | 1-2    | 0-7/7   | 2         | 5  | 1   | 0   | 3   | 9   |     |
| Penn State (3/9)         | Y     | 30    | 6-8   | 2-3     | 2-2    | 0-3/3   | 1         | 6  | 4   | 0   | 3   | 16  |     |
| Penn State (3/13)        | Y     | 38    | 4-9   | 0-0     | 5-9    | 0-2/2   | 1         | 5  | 2   | 2   | 3   | 13  |     |
| Wisconsin (3/14)         | Y     | 33    | 7-16  | 1-3     | 3-5    | 1-1/2   | 3         | 5  | 2   | 0   | 0   | 18  |     |
| High Point (3/18)        | Y     | 13    | 2-3   | 1-1     | 0-0    | 0-0/0   | 0         | 1  | 0   | 0   | 0   | 5   |     |
| Saint Mary's (3/23)      | Y     | 29    | 4-8   | 2-3     | 4-4    | 0-2/2   | 4         | 1  | 5   | 0   | 1   | 14  |     |
| Southern Miss (3/25)     | Y     | 27    | 3-3   | 1-1     | 0-0    | 0-2/2   | 3         | 1  | 5   | 0   | 2   | 7   |     |
| Florida State (4/1)      | Y     | 40    | 6-12  | 2-2     | 3-5    | 0-4/4   | 2         | 4  | 4   | 0   | 1   | 17  |     |
| SMU (4/3)                | Y     | 33    | 5-8   | 0-2     | 3-3    | 0-0/0   | 4         | 7  | 2   | 0   | 2   | 13  |     |
| Totals                   |       | 38-38 | 1146  | 165-323 | 22-45  | 104-138 | 18-85/103 | 83 | 160 | 102 | 3   | 60  | 456 |

2011-12 GAME-BY-GAME (MOREHEAD STATE)

| Opponent (Date)               | Start | Min | Fg-Fa | 3g-3a | Ft-Fta | O-D/T   | PF | A  | TO | Blk | Stl | Pts |
|-------------------------------|-------|-----|-------|-------|--------|---------|----|----|----|-----|-----|-----|
| N.C. State (11/13)            | N     | 11  | 2-3   | 0-0   | 0-0    | 0-1/1   | 1  | 1  | 3  | 0   | 0   | 4   |
| College of Charleston (11/15) | N     | 10  | 2-2   | 0-0   | 2-3    | 0-0/0   | 1  | 1  | 0  | 0   | 0   | 6   |
| Asbury (11/17)                | N     | 11  | 1-2   | 0-0   | 0-0    | 0-3/3   | 0  | 4  | 0  | 0   | 1   | 4   |
| West Virginia (11/22)         | Y     | 20  | 2-6   | 0-0   | 0-0    | 0-1/1   | 3  | 3  | 2  | 0   | 2   | 4   |
| West Alabama (11/25)          | N     | 17  | 0-4   | 0-0   | 0-0    | 1-3/4   | 0  | 2  | 1  | 0   | 2   | 0   |
| Princeton (11/26)             | N     | 11  | 2-2   | 0-0   | 2-2    | 0-1/1   | 1  | 0  | 0  | 0   | 1   | 6   |
| Bucknell (11/27)              | N     | 12  | 0-0   | 0-0   | 0-0    | 0-0/0   | 1  | 1  | 0  | 0   | 1   | 0   |
| Kent State (12/1)             | N     | 4   | 0-0   | 0-0   | 0-0    | 0-2/2   | 0  | 1  | 1  | 0   | 0   | 0   |
| Mid-Continent (12/4)          | N     | 8   | 0-2   | 0-0   | 0-0    | 0-1/1   | 3  | 1  | 2  | 0   | 0   | 0   |
| Illinois State (12/7)         | N     | 3   | 0-0   | 0-0   | 0-0    | 0-0/0   | 0  | 0  | 1  | 0   | 0   | 0   |
| Binghamton (12/19)            | N     | 8   | 1-1   | 0-0   | 0-0    | 0-0/0   | 0  | 0  | 1  | 0   | 0   | 2   |
| Ball State (12/23)            | N     | 4   | 0-0   | 0-0   | 0-1    | 0-0/0   | 1  | 0  | 0  | 0   | 1   | 0   |
| S.E. Missouri (12/28)         | N     | 6   | 1-1   | 0-0   | 0-0    | 0-0/0   | 1  | 3  | 0  | 0   | 0   | 2   |
| Austin Peay (12/31)           | N     | 2   | 0-0   | 0-0   | 0-0    | 0-0/0   | 0  | 0  | 0  | 0   | 0   | 0   |
| Jacksonville State (1/5)      | N     | 15  | 1-5   | 0-0   | 0-0    | 0-0/0   | 1  | 3  | 2  | 0   | 2   | 2   |
| Tennessee Tech (1/7)          | N     | 11  | 1-2   | 1-1   | 0-0    | 0-0/0   | 1  | 1  | 3  | 0   | 1   | 3   |
| Tennessee State (1/11)        | N     | 10  | 2-3   | 0-1   | 0-0    | 0-1/1   | 2  | 3  | 0  | 0   | 0   | 4   |
| Eastern Kentucky (1/14)       | Y     | 16  | 1-2   | 0-0   | 0-0    | 0-0/0   | 3  | 1  | 3  | 0   | 1   | 2   |
| Murray State (1/18)           | N     | 3   | 0-0   | 0-0   | 0-0    | 0-0/0   | 1  | 2  | 1  | 0   | 0   | 0   |
| Tennessee Martin (1/21)       | N     | 6   | 0-3   | 0-1   | 0-0    | 0-0/0   | 0  | 1  | 0  | 0   | 0   | 0   |
| Norfolk State (1/24)          | N     | 12  | 0-2   | 0-0   | 0-0    | 0-0/0   | 1  | 0  | 2  | 0   | 0   | 0   |
| Jacksonville State (2/8)      | N     | 15  | 2-4   | 1-1   | 2-2    | 0-1/1   | 1  | 0  | 1  | 0   | 2   | 7   |
| Eastern Kentucky (2/11)       | Y     | 18  | 2-2   | 1-1   | 0-0    | 0-1/1   | 1  | 2  | 0  | 0   | 1   | 5   |
| Austin Peay (2/15)            | Y     | 21  | 3-4   | 1-1   | 3-3    | 2-4/6   | 2  | 1  | 0  | 0   | 0   | 10  |
| Bowling Green (2/18)          | Y     | 23  | 0-1   | 0-1   | 0-2    | 0-1/1   | 0  | 2  | 0  | 0   | 1   | 0   |
| Eastern Illinois (2/23)       | Y     | 20  | 2-4   | 1-1   | 1-3    | 1-1/2   | 0  | 2  | 4  | 0   | 4   | 6   |
| SIU Edwardsville (2/25)       | Y     | 18  | 2-3   | 0-0   | 1-2    | 0-2/2   | 3  | 1  | 2  | 0   | 2   | 5   |
| Jacksonville State (3/1)      | Y     | 31  | 1-4   | 0-0   | 4-4    | 0-3/3   | 2  | 4  | 5  | 0   | 3   | 6   |
| Tennessee State (3/2)         | Y     | 26  | 2-7   | 0-1   | 1-2    | 0-1/1   | 3  | 3  | 4  | 0   | 1   | 5   |
| Totals                        | 29/9  | 372 | 31-70 | 5-9   | 16-24  | 4-27/31 | 33 | 43 | 38 | 0   | 26  | 83  |



carlos  
**MORRIS**

11

GUARD  
junior

height: 6-5  
weight: 175

Apalachicola, Fla.

Last School  
Chipola College

High School  
Arlington Country  
Day

G

STATS ▼

#### 2014-15 | JUNIOR SEASON:

Made Gopher debut, starting and scoring nine points, one steal, one assist and a rebound vs. Louisville (11/14) • scored nine points, four rebounds, two blocks, two assists and a steal vs. Western Kentucky (11/18) • scored game-high 16 points with four steals, three assists and three rebounds vs. Franklin Pierce (11/20) • scored nine points, nine rebounds, three steals and an assist vs. UMBC (11/22) • recorded 11 points, three rebounds, three assists and one steal at St. John's (11/26) • scored eight points, three steals, two rebounds and an assist vs. Georgia (11/28) • posted 15 points, eight steals (one shy of school record), three rebounds and an assist at Wake Forest (12/2) • scored 16 points, four assists, three steals and two rebounds vs. Western Carolina (12/5) • posted 14 points, six rebounds, five assists and a steal vs. North Dakota (12/8) • scored 11 points, five assists, three rebounds, one block and a steal vs. Southern (12/10) • led all scorers with 19 points and added three rebounds, two steals and two assists vs. Seattle (12/19) • scored eight points, six rebounds, four assists and a steal vs. Furman (12/22) • poured in career-high 24 points with two rebounds and an assist vs. UNCW (12/27) • scored 10 points, five assists, five rebounds and a steal at Purdue (12/31) • recorded 18 points with six rebounds and two steals at Maryland (1/3) • scored six points, four steals, three rebounds, and three assists vs. Ohio State (1/6) • scored 16 points, four rebounds and two steals at Michigan (1/10) • led the team with 20 points and added five rebounds, three assists, and a steal vs. Iowa (1/13) • scored 12 points, four assists, three rebounds, two steals and a block vs. Rutgers (1/17) • scored five points, four rebounds, two assists, two steals and a block at Nebraska (1/20) • recorded 16 points and two rebounds vs. Illinois (1/24) • posted four points, four rebounds, three assists, two steals and a block at Penn State (1/28).

#### 2013-14 | SOPHOMORE SEASON (CHIPOLA COLLEGE):

Started 29 of 30 games • averaged 14.7 points and 5.2 rebounds per game during the season, while shooting 43.8 percent from the field • dished 69 assists (2.3 apg) while recording 37 steals and 10 blocks • Scored a season-high 29 points in Feb. 5 win at Northwest Florida State College, one of seven 20+ point scoring games.

#### 2012-13 | FRESHMAN SEASON (CHIPOLA COLLEGE):

Appeared in 29 games, all but one as a starter • All-Panhandle Conference first team selection after he led the team in scoring (13.3 ppg) and was second in steals (40), third in assists (60) and fifth in rebounds (117) • scored season-high 24 points twice and recorded six 20+ point and 21 double-digit scoring games.

#### HIGH SCHOOL:

Graduate of Arlington Country Day School in Jacksonville, Fla. • a 2009 All-State and All-Area selection • also earned All-District honors in 2008, 2009 and 2010, and was an All-Region first team selection in 2009 • Averaged 23 points, 11 rebounds, four assists and two blocks his sophomore season.

#### PERSONAL:

Son of Keturah Washington and Carlos Morris • born Nov. 17, 1992 • has four siblings • nickname is "Squirrel" • major is undecided.

#### CAREER HIGHS

##### Minutes

32 - three times; last at Maryland (1/3/15)

##### Points

24 vs. UNCW (12/27/14)

##### FG Attempts

21 at Maryland (1/3/15)

##### FG Made

8 vs. UNCW (12/27/14)

##### FT Attempts

7 vs. UNCW (12/27/14)

##### FT Made

7 vs. UNCW (12/27/14)

##### 3-Point FG Attempts

10 at Maryland (1/3/15)

##### 3-Point FG Made

3 vs. Seattle (12/19/14)

##### Rebounds

9 vs. UMBC (11/22/14)

##### Assists

5 - three times; last at Purdue (12/31/14)

##### Steals

8 at Wake Forest (12/2/14)

##### Blocks

1 - five times; last vs. Nebraska (1/31/15)

#### 2014-15 GAME-BY-GAME

| Opponent (Date)         | Start | Min   | Fg-Fa | 3g-3a   | Ft-Fta | O-D/T | PF       | A  | TO | Blk | Stl | Pts |     |
|-------------------------|-------|-------|-------|---------|--------|-------|----------|----|----|-----|-----|-----|-----|
| Louisville (11/14)      | Y     | 22    | 3-9   | 1-3     | 2-4    | 0-1/1 | 4        | 1  | 2  | 0   | 1   | 9   |     |
| Western Ky. (11/18)     | Y     | 25    | 3-10  | 0-2     | 3-3    | 2-2/4 | 1        | 2  | 0  | 2   | 1   | 9   |     |
| Franklin Pierce (11/20) | Y     | 22    | 5-9   | 1-2     | 5-6    | 1-2/3 | 1        | 3  | 2  | 0   | 4   | 16  |     |
| UMBC (11/22)            | Y     | 28    | 3-11  | 1-2     | 2-4    | 4-5/9 | 1        | 1  | 3  | 0   | 3   | 9   |     |
| St. John's (11/26)      | Y     | 29    | 5-13  | 1-2     | 0-2    | 0-3/3 | 3        | 3  | 3  | 0   | 1   | 11  |     |
| Georgia (11/28)         | Y     | 28    | 3-10  | 1-5     | 1-2    | 1-1/2 | 1        | 1  | 1  | 0   | 3   | 8   |     |
| Wake Forest (12/2)      | Y     | 31    | 6-10  | 1-2     | 2-2    | 0-3/3 | 1        | 1  | 6  | 0   | 8   | 15  |     |
| Western Carolina (12/5) | Y     | 32    | 7-9   | 1-3     | 1-3    | 0-2/2 | 2        | 4  | 2  | 0   | 3   | 16  |     |
| North Dakota (12/8)     | Y     | 29    | 5-9   | 2-2     | 2-2    | 1-5/6 | 3        | 5  | 1  | 0   | 1   | 14  |     |
| Southern (12/10)        | Y     | 24    | 3-6   | 1-2     | 4-5    | 0-3/3 | 0        | 5  | 5  | 1   | 1   | 11  |     |
| Seattle (12/19)         | Y     | 27    | 6-10  | 3-6     | 4-4    | 0-3/3 | 2        | 2  | 2  | 0   | 2   | 19  |     |
| Furman (12/22)          | Y     | 32    | 4-12  | 0-4     | 0-0    | 0-6/6 | 1        | 4  | 0  | 0   | 1   | 8   |     |
| UNCW (12/27)            | Y     | 28    | 8-15  | 1-4     | 7-7    | 1-1/2 | 1        | 1  | 1  | 0   | 0   | 24  |     |
| Purdue (12/31)          | Y     | 28    | 3-7   | 0-1     | 4-6    | 1-4/5 | 2        | 5  | 1  | 0   | 1   | 10  |     |
| Maryland (1/3)          | Y     | 32    | 7-21  | 2-10    | 2-2    | 1-5/6 | 4        | 0  | 2  | 0   | 2   | 18  |     |
| Ohio State (1/6)        | Y     | 29    | 2-5   | 2-3     | 0-0    | 0-3/3 | 1        | 3  | 3  | 0   | 4   | 6   |     |
| Michigan (1/10)         | Y     | 30    | 7-10  | 1-1     | 1-1    | 0-4/4 | 1        | 0  | 3  | 0   | 2   | 16  |     |
| Iowa (1/13)             | N     | 25    | 7-13  | 2-4     | 4-4    | 3-2/5 | 2        | 3  | 2  | 0   | 1   | 20  |     |
| Rutgers (1/17)          | Y     | 27    | 6-12  | 0-5     | 0-0    | 0-3/3 | 0        | 4  | 1  | 1   | 2   | 12  |     |
| Nebraska (1/20)         | Y     | 28    | 2-7   | 1-4     | 0-2    | 1-3/4 | 4        | 2  | 2  | 1   | 2   | 5   |     |
| Illinois (1/24)         | Y     | 23    | 4-4   | 3-3     | 5-6    | 0-2/2 | 3        | 0  | 1  | 0   | 0   | 16  |     |
| Penn State (1/28)       | Y     | 30    | 2-10  | 0-4     | 0-0    | 0-4/4 | 0        | 3  | 4  | 1   | 2   | 4   |     |
| Nebraska (1/31)         | Y     | 21    | 1-5   | 0-0     | 1-2    | 1-1/2 | 1        | 2  | 4  | 1   | 2   | 3   |     |
| Totals                  |       | 23-22 | 630   | 102-227 | 25-74  | 50-67 | 17-68/85 | 39 | 55 | 51  | 7   | 47  | 279 |

| Season  | Gp | Gs | Min | Avg  | 3-POINT |      |       | REBOUNDS |       |         |          |     | Asst | TO | Blk | ST | Pf/Dq | Pts | Avg  |
|---------|----|----|-----|------|---------|------|-------|----------|-------|---------|----------|-----|------|----|-----|----|-------|-----|------|
|         |    |    |     |      | Fg-Fga  | Pct  | Pct.  | Ft-Fta   | Pct.  | O-D/Tot | Avg      |     |      |    |     |    |       |     |      |
| 2014-15 | 23 | 22 | 630 | 27.4 | 102-227 | .449 | 25-74 | .338     | 50-67 | .746    | 17-68/85 | 3.7 | 55   | 51 | 7   | 47 | 39/0  | 279 | 12.1 |
| Career  | 23 | 22 | 630 | 27.4 | 102-227 | .449 | 25-74 | .338     | 50-67 | .746    | 17-68/85 | 3.7 | 55   | 51 | 7   | 47 | 39/0  | 279 | 12.1 |



kendall  
SHELL

2

GUARD  
senior

height: 6-0  
weight: 185

St. Louis, Mo.

High School  
Webster Grove

G

STATS ▼

#### 2014-15 | SENIOR SEASON:

Appeared in two minutes of action against Western Kentucky (11/18) • scored career-high eight points with one rebound and an assist vs. Franklin Pierce (11/20) • swiped a steal against North Dakota (12/8) • recorded one assist vs. Southern (12/10) • recorded an assist against Seattle (12/19) • posted three points, two rebounds and an assist vs. UNCW (12/27).

#### 2013-14 | JUNIOR SEASON:

Played one minute in the season opener against Lehigh (11/8) • appeared for one minute against Omaha (12/20) • played one minute against Southern Miss (3/25 - NIT).

#### 2012-13 | SOPHOMORE SEASON:

Played a career-high four minutes and grabbed a career-high two rebounds in the season opener against American (11/9) • scored his first collegiate field goal against Tennessee State (11/15) • scored four points and dished out an assist in three minutes against South Dakota State (12/4) • letterwinner.

#### 2011-12 | FRESHMAN SEASON:

Walk-on guard • made collegiate debut against South Dakota State (11/14) • saw action in 10 games.

#### HIGH SCHOOL:

A native of St. Louis, Missouri • graduated from Webster Groves High School • team captain as a senior • a four-year basketball letterwinner • averaged 13.1 points, 3.6 assists, 3.1 rebounds and 1.5 steals as a senior • team finished 24-5 and won the Suburban South Conference Championship • won conference title all four varsity seasons • team finished 29-3 and won the Missouri State Championship during freshman season • played in the RIVALS.com Future 150 Camp following his senior campaign • also played in the Showtime Basketball Best of Midwest All-Star game • lettered four times in marching band and three times in baseball • a three-time Siler Slugger award winner on the diamond • Academic All-State as a senior • a four-year honor roll student • a four-year scholar athlete winner • graduated with a 4.02 GPA • earned a score of 29 on ACT • recorded a perfect SAT score on the Reading portion of the test • member of the National Honor Society.

#### PERSONAL:

Born on Jan. 26, 1993 • son of William and Gloria Shell • has two older siblings, William II and Shaun • his brother William played college basketball at Drake and professionally in Europe • lists most memorable thrill as playing in the Missouri State High School Championship game during his freshman season • lists playing the trumpet and volunteering as his hobbies • played the trumpet in the Webster Groves High School marching band • won the Prudential Service Award in the State of Missouri, which is one of the nation's top service awards • majoring in business marketing education with a minor in leadership.

#### CAREER HIGHS

##### Minutes

8 vs. UNCW (12/27/14)

##### Points

8 vs. Franklin Pierce (11/20/14)

##### FG Attempts

4 vs. Franklin Pierce (11/20/14)

##### FG Made

3 vs. Franklin Pierce (11/20/14)

##### FT Attempts

2 vs. Franklin Pierce (11/20/14)

##### FT Made

1 vs. Franklin Pierce (11/20/14)

##### 3-Point FG Attempts

2 vs. UNCW (12/27/14)

##### 3-Point FG Made

1 - twice; last vs. UNCW (12/27/14)

##### Rebounds

2 - twice; last vs. UNCW (12/27/14)

##### Assists

1 - nine times; last vs. UNCW (12/27/14)

##### Steals

1 - three times; last vs. North Dakota (12/8/14)

##### Blocks

N/A

#### 2014-15 GAME-BY-GAME

| Opponent (Date)         | Start | Min  | Fg-Fa                  | 3g-3a | Ft-Fta | O-D/T | PF    | A | TO | Blk | Stl | Pts |
|-------------------------|-------|------|------------------------|-------|--------|-------|-------|---|----|-----|-----|-----|
| Louisville (11/14)      |       |      | DNP (Coach's Decision) |       |        |       |       |   |    |     |     |     |
| Western Ky. (11/18)     | N     | 2    | 0-1                    | 0-0   | 0-0    | 0-0/0 | 0     | 0 | 0  | 0   | 0   | 0   |
| Franklin Pierce (11/20) | N     | 6    | 3-4                    | 1-1   | 1-2    | 0-1/1 | 0     | 1 | 1  | 0   | 0   | 8   |
| UMBC (11/22)            | N     | 2    | 0-1                    | 0-1   | 0-0    | 0-0/0 | 0     | 0 | 0  | 0   | 0   | 0   |
| St. John's (11/26)      |       |      | DNP (Coach's Decision) |       |        |       |       |   |    |     |     |     |
| Georgia (11/28)         | N     | 2    | 0-0                    | 0-0   | 0-0    | 0-0/0 | 0     | 0 | 0  | 0   | 0   | 0   |
| Wake Forest (12/2)      | N     | 2    | 0-0                    | 0-0   | 0-0    | 0-0/0 | 0     | 0 | 0  | 0   | 0   | 0   |
| Western Carolina (12/5) | N     | 2    | 0-0                    | 0-0   | 0-0    | 0-0/0 | 1     | 0 | 0  | 0   | 0   | 0   |
| North Dakota (12/8)     | N     | 7    | 0-0                    | 0-0   | 0-0    | 0-0/0 | 0     | 0 | 0  | 0   | 1   | 0   |
| Southern (12/10)        | N     | 4    | 0-0                    | 0-0   | 0-0    | 0-0/0 | 0     | 1 | 0  | 0   | 0   | 0   |
| Seattle (12/19)         | N     | 5    | 0-2                    | 0-1   | 0-0    | 0-0/0 | 0     | 1 | 0  | 0   | 0   | 0   |
| Furman (12/22)          | N     | 1    | 0-0                    | 0-0   | 0-0    | 0-0/0 | 0     | 0 | 0  | 0   | 0   | 0   |
| UNCW (12/27)            | N     | 8    | 1-2                    | 1-2   | 0-0    | 0-2/2 | 1     | 1 | 1  | 0   | 0   | 3   |
| Purdue (12/31)          |       |      | DNP (Coach's Decision) |       |        |       |       |   |    |     |     |     |
| Maryland (1/3)          |       |      | DNP (Coach's Decision) |       |        |       |       |   |    |     |     |     |
| Ohio State (1/6)        |       |      | DNP (Coach's Decision) |       |        |       |       |   |    |     |     |     |
| Michigan (1/10)         | N     | 2    | 0-0                    | 0-0   | 0-0    | 0-0/0 | 0     | 0 | 0  | 0   | 0   | 0   |
| Iowa (1/13)             |       |      | DNP (Coach's Decision) |       |        |       |       |   |    |     |     |     |
| Rutgers (1/17)          |       |      | DNP (Coach's Decision) |       |        |       |       |   |    |     |     |     |
| Nebraska (1/20)         |       |      | DNP (Coach's Decision) |       |        |       |       |   |    |     |     |     |
| Illinois (1/24)         |       |      | DNP (Coach's Decision) |       |        |       |       |   |    |     |     |     |
| Penn State (1/28)       |       |      | DNP (Coach's Decision) |       |        |       |       |   |    |     |     |     |
| Nebraska (1/31)         | N     | 1    | 0-0                    | 0-0   | 0-0    | 0-0/0 | 0     | 0 | 0  | 0   | 0   | 0   |
| Totals                  |       | 13-0 | 44                     | 4-10  | 2-5    | 1-2   | 0-3/3 | 2 | 4  | 2   | 0   | 11  |

| Season  | Gp | Gs | Min | Avg | 3-POINT |      |        |      | REBOUNDS |      |         |     | Asst | TO | Blk | ST | Pf/Dq | Pts | Avg |
|---------|----|----|-----|-----|---------|------|--------|------|----------|------|---------|-----|------|----|-----|----|-------|-----|-----|
|         |    |    |     |     | Fg-Fga  | Pct  | Fg-Fga | Pct. | Ft-Fta   | Pct. | O-D/Tot | Avg |      |    |     |    |       |     |     |
| 2011-12 | 10 | 0  | 14  | 1.4 | 0-4     | .000 | 0-1    | .000 | 0-0      | .000 | 0-1/1   | 0.1 | 1    | 2  | 0   | 2  | 2/0   | 0   | 0.0 |
| 2012-13 | 9  | 0  | 20  | 2.2 | 3-5     | .600 | 0-0    | .000 | 0-0      | .000 | 3-2/5   | 0.3 | 4    | 2  | 0   | 0  | 3/0   | 6   | 0.7 |
| 2013-14 | 6  | 0  | 6   | 1.0 | 0-1     | .000 | 0-0    | .000 | 0-0      | .000 | 0-0/0   | 0.0 | 0    | 0  | 0   | 0  | 0/0   | 0   | 0.0 |
| 2014-15 | 13 | 0  | 44  | 3.4 | 4-10    | .400 | 2-5    | .400 | 1-2      | .500 | 0-3/3   | 0.2 | 4    | 2  | 0   | 1  | 2/0   | 11  | 0.8 |
| Career  | 38 | 0  | 84  | 2.2 | 7-20    | .350 | 2-6    | .333 | 1-2      | .500 | 3-6/9   | 0.2 | 9    | 6  | 0   | 3  | 7/0   | 17  | 0.4 |



maurice  
**WALKER**

15

**FORWARD**  
redshirt senior

height: 6-10  
weight: 255

Scarborough, Ontario

High School  
Brewster  
Academy

F

**STATS ▼**

#### MILESTONES:

- Big Ten Player of the Week (12/15/14)
- Made his first career collegiate start against New Orleans (12/7/13)
- Grabbed his 300th career rebound vs. Furman (12/22/14)
- Grabbed his 200th career rebound vs. Wisconsin (3/14/14)
- Scored his 600th career point at Nebraska (1/20/15)
- Scored his 500th career point vs. UNCW (12/27/14)
- Scored his 400th career point vs. UMBC (11/22/14)

#### 2014-15 | SENIOR SEASON:

Started and recorded 10 points, four rebounds, two steals and an assist vs. Louisville (11/14) • led the team with 14 points, and added three steals and two rebounds vs. Western Kentucky (11/18) • scored eight points and six rebounds with a steal in 10 minutes vs. Franklin Pierce (11/20) • scored 15 points, recorded career-high five blocks, and added five rebounds, one steal and an assist vs. UMBC (11/22) • posted six points, six rebounds, one block and one steal at St. John's (11/26) • recorded seven points, six rebounds, two blocks and an assist vs. Georgia (11/28) • posted 10 points, seven rebounds, three blocks and an assist at Wake Forest (12/2) • contributed nine points, four rebounds, two blocks and two steals vs. WCU (12/5) • scored career-high 22 points with seven rebounds, three blocks and a steal vs. North Dakota (12/8) • posted 11 points, six rebounds, two blocks and two steals vs. Southern (12/10) • scored 15 points, six rebounds, two blocks and a steal vs. Seattle (12/19) • contributed 11 points, seven rebounds, three steals, a block and an assist vs. Furman (12/22) • scored 17 points, six rebounds, three assists and two steals vs. UNCW (12/27) • posted 13 points, seven rebounds, three steals and an assist at Purdue (12/31) • recorded first career double-double with 20 points and 10 rebounds, along with three blocks and two steals at Maryland (1/3) • led the team with 18 points, nine rebounds and two blocks, adding a steal vs. Ohio State (1/6) • scored 10 rebounds, five points, two assists and a block at Michigan (1/10) • scored nine points, seven rebounds, two steals and two assists vs. Iowa (1/13) • recorded 16 points, nine rebounds, career-high four steals and one assist vs. Rutgers (1/17) • scored four points and four rebounds with an assist at Nebraska (1/20) • posted double-double of career-high 13 rebounds and 12 points, with three steals and an assist vs. Illinois (1/24) • recorded nine points, four rebounds and a block at Penn State (1/28) • led all players with 19 points, eight rebounds and three steals, adding two blocks and an assist in win over Nebraska (1/31).

#### 2013-14 | JUNIOR SEASON:

Missed the team's first six contests due to a violation of university policy • played 11 minutes and scored one point in his season debut against Arkansas (11/26) • tied a then career-high with 10 points, grabbed a career-high seven rebounds and tied a career high with two blocks against Chaminade (11/27) • started and scored a career-high 11 points while grabbing a career-high eight rebounds against New Orleans (12/7) • chipped in six points, five rebounds and career-high three blocks with a steal against TAMUCC (12/28) • scored five points with two rebounds and a steal in win over Ohio State (1/16) • scored six points with five rebounds and a block at Iowa (1/19) • scored career highs of 18 points and nine rebounds with one block and an assist vs. Wisconsin (1/22) • scored eight points, five rebounds and a block at Nebraska (1/26) • posted 14 points, four rebounds, two blocks and two assists vs. Northwestern (2/1) • scored 17 points, six rebounds, two steals and a block at Purdue (2/5) • recorded 14 points, eight rebounds, two assists, two steals and a block vs. Indiana (2/8) • scored eight points, six rebounds, career-high three blocks and an assist at Northwestern (2/16) • scored 10 points with three rebounds, two blocks, two steals and an assist vs. Illinois (2/18) • scored eight points, six rebounds, one steal, one block and an assist vs. Iowa (2/25) • contributed eight points and one rebound at Michigan (3/1) • scored 16 points, four rebounds, three assists, one steal and a block vs. Penn State (3/9) • scored eight points, six rebounds, one steal and a block vs. Penn State (3/13 - BTT) • chipped in seven points and seven rebounds vs. Wisconsin (3/14 - BTT) • scored 13 points, four rebounds, two assists, one block and a steal vs. High Point (3/18 - NIT) • posted 12 points, nine rebounds, four assists, three blocks, and three steals vs. Southern Miss (3/25 - NIT) • scored nine points, six rebounds and an assist vs. Florida State (4/1 - NIT) • pulled down seven rebounds and added three points, two blocks, a steal

#### CAREER HIGHS

##### Minutes

36 vs. Ohio State (1/6/15)

##### Points

22 vs. North Dakota (12/8/14)

##### FG Attempts

15 - twice; last at Maryland (1/3/15)

##### FG Made

9 vs. North Dakota (12/8/14)

##### FT Attempts

10 vs. Penn State (3/9/14)

##### FT Made

8 vs. Penn State (3/9/14)

##### 3-Point FG Attempts

2 vs. North Dakota St. (11/24/10)

##### 3-Point FG Made

2 vs. North Dakota St. (11/24/10)

##### Rebounds

10 - twice; last at Michigan (1/10/15)

##### Assists

4 - twice; last vs. Southern Miss (3/25/14)

##### Steals

4 vs. Rutgers (1/17/15)

##### Blocks

5 vs. UMBC (11/22/14)

#### 2014-15 GAME-BY-GAME

| Opponent (Date)         | Start | Min   | Fg-Fa | 3g-3a   | Ft-Fta | O-D/T  | PF        | A  | TO | Blk | Stl | Pts |     |
|-------------------------|-------|-------|-------|---------|--------|--------|-----------|----|----|-----|-----|-----|-----|
| Louisville (11/14)      | Y     | 21    | 5-7   | 0-0     | 0-1    | 1-3/4  | 4         | 1  | 2  | 0   | 2   | 10  |     |
| Western Ky. (11/18)     | Y     | 18    | 5-9   | 0-0     | 4-4    | 0-2/2  | 4         | 0  | 4  | 0   | 3   | 14  |     |
| Franklin Pierce (11/20) | Y     | 10    | 4-6   | 0-0     | 0-0    | 4-2/6  | 0         | 0  | 1  | 0   | 1   | 8   |     |
| UMBC (11/22)            | Y     | 23    | 7-11  | 0-0     | 1-2    | 2-3/5  | 4         | 1  | 1  | 5   | 1   | 15  |     |
| St. John's (11/26)      | Y     | 24    | 3-9   | 0-0     | 0-0    | 1-5/6  | 2         | 0  | 2  | 1   | 1   | 6   |     |
| Georgia (11/28)         | Y     | 21    | 3-5   | 0-0     | 1-2    | 2-4/6  | 5         | 1  | 5  | 2   | 0   | 7   |     |
| Wake Forest (12/2)      | Y     | 23    | 4-6   | 0-0     | 2-4    | 3-4/7  | 1         | 1  | 3  | 3   | 0   | 10  |     |
| Western Carolina (12/5) | Y     | 23    | 3-5   | 0-0     | 3-4    | 1-3/4  | 2         | 0  | 1  | 2   | 2   | 9   |     |
| North Dakota (12/8)     | Y     | 23    | 9-11  | 0-0     | 4-4    | 2-5/7  | 2         | 0  | 3  | 3   | 1   | 22  |     |
| Southern (12/10)        | Y     | 16    | 4-5   | 0-0     | 3-4    | 0-6/6  | 3         | 0  | 3  | 2   | 2   | 11  |     |
| Seattle (12/19)         | Y     | 15    | 6-6   | 0-0     | 3-4    | 0-6/6  | 2         | 0  | 0  | 2   | 1   | 15  |     |
| Furman (12/22)          | Y     | 22    | 3-7   | 0-0     | 5-7    | 2-5/7  | 2         | 1  | 1  | 1   | 3   | 11  |     |
| UNCW (12/27)            | Y     | 20    | 6-8   | 0-0     | 5-7    | 3-3/6  | 0         | 3  | 1  | 0   | 2   | 17  |     |
| Purdue (12/31)          | Y     | 23    | 6-9   | 0-0     | 1-2    | 4-3/7  | 4         | 1  | 3  | 0   | 3   | 13  |     |
| Maryland (1/3)          | Y     | 33    | 8-15  | 0-0     | 4-8    | 6-4/10 | 1         | 0  | 2  | 3   | 2   | 20  |     |
| Ohio State (1/6)        | Y     | 36    | 8-14  | 0-0     | 2-2    | 5-4/9  | 2         | 0  | 4  | 2   | 1   | 18  |     |
| Michigan (1/10)         | Y     | 29    | 2-7   | 0-0     | 1-4    | 5-5/10 | 1         | 2  | 2  | 1   | 0   | 5   |     |
| Iowa (1/13)             | N     | 24    | 3-4   | 0-0     | 3-4    | 2-5/7  | 4         | 2  | 1  | 0   | 2   | 9   |     |
| Rutgers (1/17)          | Y     | 19    | 5-9   | 0-0     | 6-7    | 4-5/9  | 4         | 1  | 2  | 0   | 4   | 16  |     |
| Nebraska (1/20)         | Y     | 24    | 2-8   | 0-0     | 0-0    | 0-4/4  | 4         | 1  | 3  | 0   | 0   | 4   |     |
| Illinois (1/24)         | Y     | 29    | 5-8   | 0-0     | 2-2    | 5-8/13 | 4         | 1  | 3  | 0   | 3   | 12  |     |
| Penn State (1/28)       | Y     | 24    | 4-10  | 0-0     | 1-1    | 1-3/4  | 4         | 0  | 5  | 1   | 0   | 9   |     |
| Nebraska (1/31)         | Y     | 29    | 7-10  | 0-0     | 5-5    | 1-7/8  | 1         | 1  | 2  | 2   | 3   | 19  |     |
| Totals                  |       | 23-22 | 529   | 112-189 | 0-0    | 56-78  | 54-99/153 | 60 | 17 | 54  | 30  | 37  | 280 |

and one assist vs. SMU (4/3 - NIT).

#### INTERNATIONAL:

A three-time member of the Canadian Junior National Team • a two-time member of the Canadian Nike Global Team • led his team to the finals of the 2009 Nike Global Challenge with 13 points and 10 rebounds.

#### HIGH SCHOOL:

A graduate of Brewster Academy in Wolfeboro, N.H. • averaged 12.5 points and 10.0 rebounds per game as a senior • helped lead the Bobcats to a 35-5 record and championships in both the Class A New England Prep School Athletic Council and the National Prep School Invitational.

#### PERSONAL:

Born November 21, 1991 • sport management major • son of Craig Walker and Marie Clarke Walker • has an older brother Ryan • full name is Sean Maurice Walker.

| Season  | Gp | Gs | Min  | Avg  | 3-POINT |      |     | REBOUNDS |         |         |             | Asst | TO | Blk | ST | Pft/Dq | Pts   | Avg |      |
|---------|----|----|------|------|---------|------|-----|----------|---------|---------|-------------|------|----|-----|----|--------|-------|-----|------|
|         |    |    |      |      | Fg-Fga  | Pct  | Pct | Ft-Fta   | Pct     | O-D/Tot | Avg         |      |    |     |    |        |       |     |      |
| 2010-11 | 12 | 0  | 115  | 9.6  | 19-37   | .514 | 2-5 | .400     | 4-10    | .400    | 18-16/34    | 2.8  | 10 | 11  | 5  | 7      | 13/0  | 44  | 3.7  |
| 2012-13 | 30 | 0  | 197  | 6.6  | 23-55   | .418 | 0-0 | .000     | 21-34   | .618    | 28-31/59    | 2.0  | 11 | 20  | 2  | 4      | 24/0  | 67  | 2.2  |
| 2013-14 | 32 | 3  | 592  | 18.5 | 91-161  | .565 | 0-0 | .000     | 68-102  | .667    | 54-89/143   | 4.5  | 27 | 47  | 30 | 24     | 95/2  | 250 | 7.8  |
| 2014-15 | 23 | 22 | 529  | 23.0 | 112-189 | .593 | 0-0 | .000     | 56-78   | .718    | 54-99/153   | 6.7  | 17 | 54  | 30 | 37     | 60/1  | 280 | 12.2 |
| Career  | 97 | 25 | 1433 | 14.8 | 245-442 | .554 | 2-5 | .400     | 149-224 | .665    | 154-235/389 | 4.0  | 65 | 132 | 67 | 72     | 192/3 | 641 | 6.6  |

2013-14 GAME-BY-GAME

| Opponent (Date)          | Stat | Min  | Fg-Fa | 3g-3a  | Ft-Fta | O-D/T        | PF        | A  | TO | Blk | Stl | Pts |     |
|--------------------------|------|------|-------|--------|--------|--------------|-----------|----|----|-----|-----|-----|-----|
| Lehigh (11/8)            |      |      |       |        |        | Did Not Play |           |    |    |     |     |     |     |
| Montana (11/12)          |      |      |       |        |        | Did Not Play |           |    |    |     |     |     |     |
| Richmond (11/16)         |      |      |       |        |        | Did Not Play |           |    |    |     |     |     |     |
| Coastal Carolina (11/19) |      |      |       |        |        | Did Not Play |           |    |    |     |     |     |     |
| Wofford (11/21)          |      |      |       |        |        | Did Not Play |           |    |    |     |     |     |     |
| Syracuse (11/25)         |      |      |       |        |        | Did Not Play |           |    |    |     |     |     |     |
| Arkansas (11/26)         | N    | 11   | 0-0   | 0-0    | 1-2    | 0-1/1        | 2         | 0  | 2  | 0   | 0   | 1   |     |
| Chaminade (11/27)        | N    | 16   | 4-5   | 0-0    | 2-2    | 3-4/7        | 3         | 0  | 1  | 2   | 1   | 10  |     |
| Florida State (12/3)     | N    | 17   | 0-2   | 0-0    | 4-6    | 4-1/5        | 5         | 0  | 2  | 0   | 1   | 4   |     |
| New Orleans (12/7)       | Y    | 23   | 4-7   | 0-0    | 3-3    | 3-5/8        | 4         | 1  | 2  | 2   | 1   | 11  |     |
| South Dakota St. (12/10) | N    | 13   | 1-3   | 0-0    | 2-2    | 0-2/2        | 4         | 1  | 0  | 0   | 1   | 4   |     |
| Omaha (12/20)            | N    | 11   | 1-1   | 0-0    | 0-0    | 0-2/2        | 0         | 1  | 1  | 0   | 0   | 2   |     |
| Texas A&M-C.C. (12/28)   | N    | 15   | 1-4   | 0-0    | 4-8    | 3-2/5        | 3         | 0  | 0  | 3   | 1   | 6   |     |
| Michigan (1/2)           | N    | 15   | 3-5   | 0-0    | 0-0    | 1-1/2        | 2         | 1  | 2  | 0   | 0   | 6   |     |
| Purdue (1/5)             | N    | 5    | 1-1   | 0-0    | 0-0    | 0-1/1        | 2         | 0  | 1  | 1   | 0   | 2   |     |
| Penn State (1/8)         | N    | 7    | 2-3   | 0-0    | 1-3    | 0-1/1        | 1         | 0  | 2  | 1   | 1   | 5   |     |
| Michigan State (1/11)    | N    | 8    | 1-2   | 0-0    | 0-0    | 0-1/1        | 2         | 0  | 0  | 0   | 1   | 2   |     |
| Ohio State (1/16)        | N    | 6    | 2-2   | 0-0    | 1-2    | 0-2/2        | 3         | 0  | 1  | 0   | 1   | 5   |     |
| Iowa (1/19)              | N    | 17   | 2-5   | 0-0    | 2-5    | 2-3/5        | 4         | 1  | 0  | 1   | 0   | 6   |     |
| Wisconsin (1/22)         | N    | 24   | 6-11  | 0-0    | 6-6    | 5-4/9        | 3         | 1  | 1  | 1   | 0   | 18  |     |
| Nebraska (1/26)          | N    | 18   | 4-5   | 0-0    | 0-3    | 2-3/5        | 4         | 0  | 0  | 1   | 0   | 8   |     |
| Northwestern (2/1)       | N    | 22   | 6-8   | 0-0    | 2-3    | 2-2/4        | 1         | 2  | 4  | 2   | 0   | 14  |     |
| Purdue (2/5)             | N    | 32   | 7-15  | 0-0    | 3-4    | 4-2/6        | 3         | 0  | 1  | 1   | 2   | 17  |     |
| Indiana (2/8)            | N    | 26   | 7-11  | 0-0    | 0-0    | 5-3/8        | 2         | 2  | 3  | 1   | 2   | 14  |     |
| Wisconsin (2/13)         | N    | 15   | 2-2   | 0-0    | 1-1    | 0-2/2        | 3         | 1  | 1  | 0   | 1   | 5   |     |
| Northwestern (2/16)      | N    | 24   | 3-7   | 0-0    | 2-4    | 2-4/6        | 4         | 1  | 2  | 3   | 0   | 8   |     |
| Illinois (2/19)          | N    | 20   | 5-7   | 0-0    | 0-0    | 1-2/3        | 4         | 1  | 3  | 2   | 2   | 10  |     |
| Ohio State (2/22)        | N    | 17   | 2-3   | 0-0    | 0-0    | 2-0/2        | 5         | 1  | 2  | 0   | 0   | 4   |     |
| Iowa (2/25)              | N    | 23   | 2-3   | 0-0    | 4-4    | 0-6/6        | 4         | 1  | 3  | 1   | 1   | 8   |     |
| Michigan (3/1)           | N    | 10   | 3-4   | 0-0    | 2-3    | 0-1/1        | 4         | 0  | 2  | 0   | 0   | 8   |     |
| Penn State (3/9)         | N    | 25   | 4-5   | 0-0    | 8-10   | 1-3/4        | 3         | 3  | 1  | 1   | 1   | 16  |     |
| Penn State (3/13)        | N    | 28   | 2-5   | 0-0    | 4-6    | 2-4/6        | 3         | 1  | 0  | 1   | 1   | 8   |     |
| Wisconsin (3/14)         | N    | 24   | 3-4   | 0-0    | 1-2    | 1-6/7        | 1         | 0  | 1  | 0   | 0   | 7   |     |
| High Point (3/18)        | N    | 22   | 6-10  | 0-0    | 1-2    | 2-2/4        | 4         | 2  | 1  | 1   | 1   | 13  |     |
| Saint Mary's (3/23)      | N    | 13   | 2-7   | 0-0    | 0-0    | 2-4/6        | 3         | 0  | 2  | 0   | 1   | 4   |     |
| Southern Miss (3/25)     | N    | 25   | 3-5   | 0-0    | 6-7    | 3-6/9        | 3         | 4  | 0  | 3   | 3   | 12  |     |
| Florida State (4/1)      | Y    | 29   | 1-7   | 0-0    | 7-10   | 2-4/6        | 4         | 1  | 1  | 0   | 0   | 9   |     |
| SMU (4/3)                | Y    | 31   | 1-2   | 0-0    | 1-4    | 2-5/7        | 2         | 1  | 5  | 2   | 1   | 3   |     |
| Totals                   |      | 32-3 | 592   | 91-161 | 0-0    | 68-102       | 54-89/143 | 95 | 27 | 47  | 30  | 24  | 250 |

2012-13 GAME-BY-GAME

| Opponent (Date)            | Start | Min  | Fg-Fa | 3g-3a | Ft-Fta | O-D/T        | PF       | A  | TO | Blk | Stl | Pts |    |
|----------------------------|-------|------|-------|-------|--------|--------------|----------|----|----|-----|-----|-----|----|
| American (11/9)            | N     | 9    | 2-2   | 0-0   | 0-0    | 0-2/2        | 2        | 1  | 1  | 1   | 0   | 4   |    |
| Toledo (11/12)             | N     | 11   | 0-3   | 0-0   | 2-2    | 3-3/6        | 2        | 0  | 1  | 0   | 0   | 2   |    |
| Tennessee State (11/15)    | N     | 11   | 3-4   | 0-0   | 1-4    | 3-3/6        | 1        | 0  | 0  | 0   | 0   | 7   |    |
| Richmond (11/18)           | N     | 2    | 1-1   | 0-0   | 0-0    | 0-1/1        | 0        | 0  | 2  | 1   | 0   | 2   |    |
| Duke (11/22)               | N     | 9    | 2-4   | 0-0   | 1-1    | 2-3/5        | 2        | 0  | 0  | 0   | 0   | 5   |    |
| Memphis (11/23)            | N     | 11   | 1-2   | 0-0   | 0-0    | 0-2/2        | 2        | 0  | 2  | 0   | 0   | 2   |    |
| Stanford (11/24)           | N     | 8    | 0-0   | 0-0   | 1-2    | 1-0/1        | 1        | 0  | 2  | 0   | 2   | 1   |    |
| Florida State (11/27)      | N     | 2    | 0-0   | 0-0   | 0-0    | 0-0/0        | 1        | 0  | 0  | 0   | 0   | 0   |    |
| North Florida (12/1)       | N     | 17   | 4-6   | 0-0   | 1-2    | 1-1/2        | 1        | 3  | 1  | 0   | 0   | 9   |    |
| South Dakota State (12/4)  | N     | 7    | 1-1   | 0-0   | 0-2    | 2-1/3        | 0        | 0  | 0  | 0   | 0   | 2   |    |
| USC (12/8)                 |       |      |       |       |        | Did Not Play |          |    |    |     |     |     |    |
| North Dakota State (12/11) | N     | 9    | 0-3   | 0-0   | 2-2    | 0-1/1        | 1        | 0  | 0  | 0   | 0   | 2   |    |
| Lafayette (12/22)          | N     | 11   | 1-5   | 0-0   | 6-8    | 4-0/4        | 0        | 1  | 1  | 0   | 0   | 8   |    |
| Michigan State (12/31)     | N     | 2    | 0-0   | 0-0   | 0-0    | 0-0/0        | 0        | 0  | 0  | 0   | 0   | 0   |    |
| Northwestern (1/6)         | N     | 4    | 0-0   | 0-0   | 2-2    | 1-2/3        | 0        | 1  | 2  | 0   | 0   | 2   |    |
| Illinois (1/9)             | N     | 3    | 0-1   | 0-0   | 0-0    | 0-1/1        | 0        | 0  | 0  | 0   | 0   | 0   |    |
| Indiana (1/12)             |       |      |       |       |        | Did Not Play |          |    |    |     |     |     |    |
| Michigan (1/17)            |       |      |       |       |        | Did Not Play |          |    |    |     |     |     |    |
| Northwestern (1/23)        | N     | 4    | 0-1   | 0-0   | 0-0    | 0-2/2        | 2        | 1  | 0  | 0   | 0   | 0   |    |
| Wisconsin (1/26)           | N     | 1    | 0-0   | 0-0   | 0-0    | 0-0/0        | 2        | 0  | 0  | 0   | 0   | 0   |    |
| Nebraska (1/29)            | N     | 5    | 1-1   | 0-0   | 0-0    | 0-0/0        | 0        | 1  | 0  | 0   | 0   | 2   |    |
| Iowa (2/3)                 | N     | 2    | 0-0   | 0-0   | 0-0    | 0-0/0        | 0        | 0  | 0  | 0   | 0   | 0   |    |
| Michigan State (2/6)       | N     | 6    | 0-1   | 0-0   | 0-0    | 0-0/0        | 0        | 0  | 0  | 0   | 0   | 0   |    |
| Illinois (2/10)            | N     | 9    | 1-3   | 0-0   | 0-0    | 1-1/2        | 2        | 1  | 1  | 0   | 0   | 2   |    |
| Wisconsin (2/14)           | N     | 3    | 0-0   | 0-0   | 2-2    | 0-0/0        | 0        | 0  | 0  | 0   | 0   | 2   |    |
| Iowa (2/17)                | N     | 7    | 1-4   | 0-0   | 1-2    | 2-1/3        | 2        | 0  | 0  | 0   | 0   | 3   |    |
| Ohio State (2/20)          | N     | 17   | 3-5   | 0-0   | 1-3    | 4-1/5        | 3        | 1  | 6  | 0   | 1   | 7   |    |
| Indiana (2/26)             | N     | 2    | 0-0   | 0-0   | 1-2    | 1-1/2        | 0        | 0  | 0  | 0   | 0   | 1   |    |
| Penn State (3/2)           | N     | 8    | 0-0   | 0-0   | 0-0    | 0-3/3        | 0        | 0  | 0  | 0   | 0   | 0   |    |
| Nebraska (3/6)             |       |      |       |       |        | Did Not Play |          |    |    |     |     |     |    |
| Purdue (3/9)               | N     | 3    | 0-3   | 0-0   | 0-0    | 1-0/1        | 0        | 0  | 0  | 0   | 0   | 0   |    |
| Illinois (3/14) BTT        | N     | 3    | 0-0   | 0-0   | 0-0    | 0-1/1        | 0        | 0  | 0  | 0   | 0   | 0   |    |
| UCLA (3/22) NCAA           | N     | 8    | 2-4   | 0-0   | 0-0    | 2-1/3        | 0        | 0  | 1  | 0   | 1   | 4   |    |
| Florida (3/24) NCAA        | N     | 4    | 0-1   | 0-0   | 0-0    | 0-0/0        | 0        | 1  | 0  | 0   | 0   | 0   |    |
| Totals                     |       | 30/0 | 197   | 23-55 | 0-0    | 21-34        | 28-31/59 | 24 | 11 | 20  | 2   | 4   | 67 |

2010-11 GAME-BY-GAME

| Opponent (Date)            | Start                               | Min | Fg-Fa | 3g-3a | Ft-Fta | O-D/T    | PF | A  | TO | Blk | Stl | Pts |
|----------------------------|-------------------------------------|-----|-------|-------|--------|----------|----|----|----|-----|-----|-----|
| Wofford (11/12)            | N                                   | 7   | 0-2   | 0-1   | 0-0    | 1-1/2    | 1  | 1  | 1  | 1   | 0   | 0   |
| Siena (11/15)              | N                                   | 2   | 0-0   | 0-0   | 0-0    | 0-0/0    | 0  | 0  | 0  | 1   | 0   | 0   |
| Western Kentucky (11/18)   | N                                   | 5   | 0-0   | 0-0   | 0-0    | 0-1/1    | 0  | 0  | 1  | 0   | 0   | 0   |
| North Carolina (11/19)     | N                                   | 13  | 2-4   | 0-1   | 1-2    | 2-2/4    | 3  | 1  | 0  | 0   | 1   | 5   |
| West Virginia (11/21)      | N                                   | 10  | 1-2   | 0-0   | 0-0    | 2-1/3    | 4  | 0  | 0  | 1   | 1   | 2   |
| North Dakota State (11/24) | N                                   | 13  | 2-3   | 2-2   | 0-0    | 3-3/6    | 0  | 2  | 3  | 2   | 1   | 6   |
| Virginia (11/29)           | N                                   | 6   | 1-1   | 0-0   | 0-0    | 1-1/2    | 1  | 0  | 0  | 0   | 0   | 2   |
| Cornell (12/4)             | N                                   | 11  | 3-6   | 0-0   | 0-1    | 2-1/3    | 1  | 0  | 2  | 0   | 0   | 6   |
| St. Joseph's (12/8)        | N                                   | 15  | 5-8   | 0-0   | 0-2    | 3-2/5    | 0  | 4  | 1  | 0   | 0   | 10  |
| Eastern Kentucky (12/11)   | N                                   | 11  | 1-3   | 0-0   | 1-2    | 1-0/1    | 2  | 1  | 1  | 0   | 0   | 3   |
| Akron (12/15)              | N                                   | 11  | 1-4   | 0-0   | 2-3    | 3-2/5    | 1  | 1  | 1  | 0   | 3   | 4   |
| South Dakota State (12/23) | N                                   | 11  | 3-4   | 0-1   | 0-0    | 0-2/2    | 0  | 0  | 1  | 0   | 1   | 6   |
| Wisconsin (12/28)          | Did Not Play - Season Ending Injury |     |       |       |        |          |    |    |    |     |     |     |
| Totals                     | 12/0                                | 115 | 19-37 | 2-5   | 4-10   | 18-16/34 | 13 | 10 | 11 | 5   | 7   | 44  |

# #8/9 LOUISVILLE 81, MINNESOTA 68 AGUADILLA, P.R. (CGAS BORINQUEN) — NOV. 14, 2014

## Minnesota 68 • 0-1

| #  | Player           | Total  |        | 3-Ptr  |        | Rebounds |     |     | PF | TP | A  |    | TO | BLK | Stl | Min |
|--|------------------|--------|--------|--------|--------|----------|-----|-----|----|----|----|----|----|-----|-----|-----|
|  |                  | FG-FGA | FG-FGA | FT-FTA | FT-FTA | Off      | Def | Tot |    |    | A  | TO |    |     |     |     |
| 15   | Walker, Maurice  | f      | 5-7    | 0-0    | 0-1    | 1        | 3   | 4   | 4  | 10 | 1  | 2  | 0  | 0   | 2   | 21  |
| 24   | King, Joey       | f      | 0-4    | 0-4    | 2-2    | 1        | 3   | 4   | 4  | 2  | 0  | 1  | 0  | 0   | 0   | 25  |
| 01   | Hollins, Andre   | g      | 8-15   | 2-6    | 4-6    | 1        | 3   | 4   | 3  | 22 | 2  | 2  | 0  | 1   | 1   | 35  |
| 04   | Mathieu, DeAndre | g      | 1-4    | 1-2    | 3-4    | 1        | 3   | 4   | 4  | 6  | 3  | 4  | 0  | 1   | 1   | 25  |
| 11   | Morris, Carlos   | g      | 3-9    | 1-3    | 2-4    | 0        | 1   | 1   | 4  | 9  | 1  | 2  | 0  | 1   | 1   | 22  |
| 02   | Mason, Nate      |        | 2-5    | 0-2    | 6-10   | 1        | 4   | 5   | 4  | 10 | 2  | 2  | 0  | 0   | 0   | 20  |
| 05   | McNeil, Daquein  |        | 0-5    | 0-1    | 1-4    | 2        | 3   | 5   | 3  | 1  | 2  | 0  | 0  | 1   | 1   | 18  |
| 13   | Martin, Josh     |        | 0-0    | 0-0    | 0-0    | 0        | 0   | 0   | 2  | 0  | 0  | 1  | 0  | 0   | 0   | 4   |
| 21   | Konate, Bakary   |        | 1-2    | 0-0    | 0-0    | 0        | 1   | 1   | 2  | 2  | 0  | 1  | 0  | 0   | 0   | 6   |
| 23   | Buggs, Charles   |        | 0-0    | 0-0    | 2-2    | 0        | 1   | 1   | 0  | 2  | 1  | 2  | 0  | 0   | 0   | 6   |
| 55   | Eliason, Elliott |        | 2-4    | 0-0    | 0-0    | 2        | 2   | 4   | 2  | 4  | 0  | 1  | 0  | 0   | 0   | 18  |
| Team   |                  |        |        |        |        | 0        | 2   | 2   |    |    |    |    |    |     |     |     |
| Totals   |                  |        | 22-55  | 4-18   | 20-33  | 9        | 26  | 35  | 32 | 68 | 12 | 18 | 0  | 6   | 200 |     |
| FG % 1st Half: 10-29 34.5% 2nd half: 12-26 46.2% Game: 22-55 40.0% |                  |        |        |        |        |          |     |     |    |    |    |    |    |     |     |     |
| 3FG % 1st Half: 2-9 22.2% 2nd half: 2-9 22.2% Game: 4-18 22.2%     |                  |        |        |        |        |          |     |     |    |    |    |    |    |     |     |     |
| FT % 1st Half: 8-18 44.4% 2nd half: 12-15 80.0% Game: 20-33 60.6%  |                  |        |        |        |        |          |     |     |    |    |    |    |    |     |     |     |
| Deadball Rebounds 8  |                  |        |        |        |        |          |     |     |    |    |    |    |    |     |     |     |

## Louisville 81 • 1-0

| #  | Player            | Total  |        | 3-Ptr  |        | Rebounds |     |     | PF | TP | A  |    | TO | BLK | Stl | Min |
|--|-------------------|--------|--------|--------|--------|----------|-----|-----|----|----|----|----|----|-----|-----|-----|
|  |                   | FG-FGA | FG-FGA | FT-FTA | FT-FTA | Off      | Def | Tot |    |    | A  | TO |    |     |     |     |
| 24   | HARRELL, Montrezl | f      | 9-12   | 3-4    | 9-10   | 0        | 7   | 7   | 2  | 30 | 0  | 3  | 0  | 2   | 38  |     |
| 25   | BLACKSHEAR, Wayne | f      | 1-4    | 1-3    | 4-5    | 2        | 2   | 4   | 4  | 7  | 1  | 3  | 0  | 0   | 20  |     |
| 32   | ONUAKU, Chinanu   | c      | 0-1    | 0-0    | 0-0    | 2        | 1   | 3   | 5  | 0  | 1  | 1  | 1  | 0   | 8   |     |
| 00   | ROZIER, Terry     | g      | 7-11   | 0-0    | 4-6    | 1        | 5   | 6   | 4  | 18 | 4  | 0  | 0  | 4   | 31  |     |
| 03   | JONES, Chris      | g      | 4-13   | 1-4    | 4-4    | 1        | 3   | 4   | 5  | 13 | 3  | 3  | 0  | 3   | 30  |     |
| 01   | GILL, Anton       |        | 0-5    | 0-3    | 1-4    | 1        | 3   | 4   | 4  | 1  | 1  | 5  | 0  | 1   | 19  |     |
| 02   | SNIDER, Quentin   |        | 2-2    | 1-1    | 2-3    | 0        | 4   | 4   | 0  | 7  | 0  | 0  | 0  | 0   | 14  |     |
| 10   | JOHNSON, Jaylen   |        | 0-0    | 0-0    | 0-0    | 0        | 0   | 0   | 0  | 0  | 0  | 0  | 0  | 0   | 1   |     |
| 12   | MATHIANG, Mangok  |        | 0-1    | 0-0    | 2-6    | 0        | 4   | 4   | 0  | 2  | 1  | 0  | 0  | 1   | 32  |     |
| 23   | LEVITCH, David    |        | 0-1    | 0-1    | 3-4    | 0        | 0   | 0   | 4  | 3  | 0  | 0  | 0  | 0   | 7   |     |
| Team   |                   |        |        |        |        | 1        | 0   | 1   |    |    |    |    |    |     |     |     |
| Totals   |                   |        | 23-50  | 6-16   | 29-42  | 8        | 29  | 37  | 28 | 81 | 11 | 15 | 1  | 11  | 200 |     |
| FG % 1st Half: 12-26 46.2% 2nd half: 11-24 45.8% Game: 23-50 46.0% |                   |        |        |        |        |          |     |     |    |    |    |    |    |     |     |     |
| 3FG % 1st Half: 3-9 33.3% 2nd half: 3-7 42.9% Game: 6-16 37.5%     |                   |        |        |        |        |          |     |     |    |    |    |    |    |     |     |     |
| FT % 1st Half: 16-24 66.7% 2nd half: 13-18 72.2% Game: 29-42 69.0% |                   |        |        |        |        |          |     |     |    |    |    |    |    |     |     |     |
| Deadball Rebounds 6  |                   |        |        |        |        |          |     |     |    |    |    |    |    |     |     |     |

Officials: Terry Wymer, Bryan Dorsey, John Gaffney  
Technical fouls: Minnesota-Mason, Nate. Louisville-JONES, Chris.  
Attendance: 1693  
2014 Armed Forces Classic

| Score by periods | 1st | 2nd | Total |
|------------------|-----|-----|-------|
| Minnesota        | 30  | 38  | 68    |
| Louisville       | 43  | 38  | 81    |

|        |       |     |        |       |       |
|--------|-------|-----|--------|-------|-------|
| Points | In    | Off | 2nd    | Fast  | Bench |
| MINN   | Paint | T/O | Chance | Break |       |
| LOU    | 22    | 18  | 7      | 10    | 13    |

Last FG - MINN 2nd-00:45, LOU 2nd-01:44.  
Largest lead - MINN by 4 1st-17:29, LOU by 20 2nd-16:55.  
MINN led for 04:34. LOU led for 32:56. Game was tied for 02:24.

Score tied - 3 times.  
Lead changed - 4 times.

# MINNESOTA 109, FRANKLIN PIERCE 57 WILLIAMS ARENA — NOV. 20, 2014

## Franklin Pierce 2-2

| No  | Name                | Total  |        | 3-Pt   |        | Rebounds |     |     | PF | TP | A  |    | TO | BLK | S   | MIN |
|---|---------------------|--------|--------|--------|--------|----------|-----|-----|----|----|----|----|----|-----|-----|-----|
|   |                     | FG FGA | FG FGA | FT FTA | FT FTA | Off      | Def | TOT |    |    | A  | TO |    |     |     |     |
| 32  | Ryen Vilmont        | f      | 4 13   | 1 8    | 0 0    | 3        | 1   | 4   | 2  | 9  | 1  | 1  | 1  | 1   | 1   | 28  |
| 35  | Mike McDevitt       | c      | 3 5    | 1 2    | 3 3    | 2        | 0   | 2   | 3  | 10 | 1  | 3  | 0  | 0   | 0   | 21  |
| 03  | Donte Gittens       | g      | 2 10   | 0 2    | 2 4    | 2        | 4   | 6   | 2  | 6  | 5  | 7  | 0  | 5   | 29  |     |
| 05  | Paul Becklens       | g      | 1 4    | 0 2    | 0 0    | 1        | 1   | 2   | 1  | 2  | 2  | 5  | 0  | 0   | 0   | 25  |
| 04  | Tyler Iacoue        | g      | 4 8    | 3 4    | 0 0    | 1        | 3   | 4   | 4  | 11 | 3  | 0  | 0  | 1   | 20  |     |
| 02  | Jaleel Bell         |        | 2 8    | 0 2    | 0 0    | 1        | 1   | 0   | 1  | 4  | 0  | 1  | 0  | 0   | 0   | 16  |
| 11  | Lolami Lola-Charles |        | 1 2    | 0 0    | 0 0    | 1        | 2   | 3   | 3  | 2  | 0  | 0  | 1  | 0   | 10  |     |
| 40  | Jordan Lackey       |        | 1 3    | 1 2    | 0 0    | 1        | 2   | 3   | 1  | 3  | 0  | 1  | 0  | 0   | 0   | 6   |
| 24  | Aboubacar Casse     |        | 2 6    | 0 3    | 2 2    | 3        | 2   | 5   | 1  | 6  | 0  | 1  | 1  | 0   | 15  |     |
| 12  | Dustin Cole         |        | 1 3    | 1 2    | 0 0    | 1        | 1   | 2   | 1  | 3  | 0  | 4  | 0  | 0   | 1   | 14  |
| 15  | Jacob Jacquo        |        | 0 1    | 0 0    | 1 2    | 0        | 1   | 1   | 0  | 1  | 1  | 1  | 0  | 0   | 0   | 10  |
| 10  | Asante Sandiford    |        | 0 2    | 0 0    | 0 0    | 0        | 0   | 0   | 0  | 0  | 0  | 0  | 0  | 0   | 0   | 4   |
| 23  | Taji Owens          |        | 0 0    | 0 0    | 0 0    | 0        | 0   | 0   | 0  | 0  | 0  | 0  | 0  | 0   | 0   | 2   |
| Team  |                     |        |        |        |        | 3        | 1   | 4   |    | 0  |    |    |    |     |     |     |
| Totals  |                     |        | 21 65  | 7 27   | 8 12   | 19       | 18  | 37  | 19 | 57 | 13 | 24 | 3  | 8   | 100 |     |
| Total FG% 1st Half: 11-38 (28.9) 2nd: 10-27 (37.0) OT: 0-0 (0.0) Game: 21-65 (32.3) Deadball Rebounds 1 |                     |        |        |        |        |          |     |     |    |    |    |    |    |     |     |     |
| 3 PT FG% 1st Half: 4-18 (22.2) 2nd: 3-9 (33.3) OT: 0-0 (0.0) Game: 7-27 (25.9)                          |                     |        |        |        |        |          |     |     |    |    |    |    |    |     |     |     |
| FT% 1st Half: 5-8 (62.5) 2nd: 3-4 (75.0) OT: 0-0 (0.0) Game: 8-12 (66.7)                                |                     |        |        |        |        |          |     |     |    |    |    |    |    |     |     |     |

## Minnesota 2-1

| No  | Name             | Total  |        | 3-Pt   |        | Rebounds |     |     | PF | TP  | A  |    | TO | BLK | S   | MIN |
|---|------------------|--------|--------|--------|--------|----------|-----|-----|----|-----|----|----|----|-----|-----|-----|
|   |                  | FG FGA | FG FGA | FT FTA | FT FTA | Off      | Def | TOT |    |     | A  | TO |    |     |     |     |
| 01  | Hollins, Andre   | g      | 4 9    | 4 4    | 2 2    | 1        | 7   | 8   | 0  | 14  | 4  | 1  | 0  | 1   | 21  |     |
| 11  | Morris, Carlos   | g      | 5 9    | 1 2    | 5 6    | 1        | 2   | 3   | 1  | 16  | 3  | 2  | 0  | 4   | 22  |     |
| 24  | King, Joey       | f      | 5 7    | 1 3    | 0 0    | 0        | 0   | 0   | 0  | 11  | 1  | 0  | 0  | 1   | 11  |     |
| 15  | Walker, Maurice  | f      | 4 6    | 0 0    | 0 0    | 4        | 2   | 6   | 0  | 8   | 0  | 1  | 0  | 1   | 10  |     |
| 04  | Mathieu, DeAndre | g      | 3 6    | 0 0    | 0 0    | 1        | 1   | 2   | 1  | 6   | 6  | 1  | 0  | 2   | 23  |     |
| 02  | Mason, Nate      |        | 6 12   | 3 3    | 0 0    | 1        | 3   | 4   | 3  | 15  | 5  | 1  | 0  | 2   | 23  |     |
| 05  | McNeil, Daquein  |        | 2 6    | 0 1    | 1 4    | 2        | 2   | 4   | 3  | 5   | 5  | 2  | 0  | 0   | 25  |     |
| 23  | Buggs, Charles   |        | 3 4    | 1 1    | 1 3    | 1        | 3   | 4   | 2  | 8   | 2  | 0  | 2  | 0   | 16  |     |
| 55  | Eliason, Elliott |        | 2 2    | 0 0    | 0 0    | 1        | 0   | 1   | 1  | 4   | 1  | 1  | 0  | 0   | 6   |     |
| 21  | Konate, Bakary   |        | 2 3    | 0 0    | 2 2    | 2        | 1   | 3   | 4  | 6   | 0  | 0  | 1  | 4   | 22  |     |
| 13  | Martin, Josh     |        | 3 4    | 0 0    | 2 5    | 1        | 4   | 5   | 0  | 8   | 0  | 1  | 0  | 0   | 15  |     |
| 12  | Shell, Kendal    |        | 3 4    | 1 1    | 1 2    | 0        | 0   | 1   | 1  | 0   | 8  | 1  | 1  | 0   | 0   | 6   |
| Team  |                  |        |        |        |        | 3        | 2   | 5   |    | 0   |    |    |    |     |     |     |
| Totals  |                  |        | 42 72  | 11 15  | 14 24  | 18       | 28  | 46  | 15 | 109 | 28 | 11 | 3  | 15  | 200 |     |
| Total FG% 1st Half: 20-37 (54.1) 2nd: 22-35 (62.9) OT: 0-0 (0.0) Game: 42-72 (58.3) Deadball Rebounds 4 |                  |        |        |        |        |          |     |     |    |     |    |    |    |     |     |     |
| 3 PT FG% 1st Half: 6-7 (85.7) 2nd: 5-8 (62.5) OT: 0-0 (0.0) Game: 11-15 (73.3)                          |                  |        |        |        |        |          |     |     |    |     |    |    |    |     |     |     |
| FT% 1st Half: 9-12 (75.0) 2nd: 5-12 (41.7) OT: 0-0 (0.0) Game: 14-24 (58.3)                             |                  |        |        |        |        |          |     |     |    |     |    |    |    |     |     |     |

Officials: Rob Kueneman, Brad Ferrie, Brooks Wells  
Technicals: Franklin Pierce-Lolami Lola-Charles Minnesota -None  
Attendance: 9,562

| Scoring By Periods | 1  | 2  | Total |
|--------------------|----|----|-------|
| Franklin Pierce    | 31 | 26 | 57    |
| Minnesota          | 55 | 54 | 109   |

Notes: NIT Season Tip-Off

VS Basketball-Licensed to: University of Minnesota

# MINNESOTA 76, WESTERN KENTUCKY 54 WILLIAMS ARENA — NOV. 18, 2014

## Western Kentucky 1-1

| No         | Name               |                        | Total FG FGA     | 3-PT FG FGA | FT FTA        | Rebounds OF DF TOT | PF                 | TP    | A   | TO  | BLK      | S | MIN |
|------------|--------------------|------------------------|------------------|-------------|---------------|--------------------|--------------------|-------|-----|-----|----------|---|-----|
| 03         | Jackson, Trency    | g                      | 3 7              | 1 2         | 2 2           | 1 4 5              | 2 9                | 5 4   | 0 2 | 25  |          |   |     |
| 44         | Fant, George       | f                      | 1 4              | 0 0         | 0 0           | 1 4 5              | 3 2                | 0 3   | 0 1 | 13  |          |   |     |
| 20         | Rostov, Aleksey    | f                      | 0 0              | 0 0         | 2 2           | 0 0 0              | 2 2                | 0 2   | 0 0 | 16  |          |   |     |
| 51         | Harrison-docks, C. | g                      | 1 7              | 1 5         | 2 2           | 0 2 2              | 0 5                | 1 3   | 0 1 | 21  |          |   |     |
| 52         | Price, T.J.        | g                      | 1 7              | 1 5         | 0 0           | 0 5 5              | 4 3                | 2 7   | 0 0 | 21  |          |   |     |
| 00         | Sprewell, Ayinde   |                        | 0 0              | 0 0         | 0 0           | 0 0 0              | 0 0                | 0 2   | 0 0 | 4   |          |   |     |
| 01         | Kaspar, Kevin      |                        | 1 4              | 1 4         | 0 0           | 0 0 0              | 0 3                | 0 0   | 0 0 | 12  |          |   |     |
| 21         | Snipes, Nigel      |                        | 5 11             | 4 6         | 1 2           | 1 7 8              | 1 15               | 1 1   | 0 0 | 21  |          |   |     |
| 23         | Johnson, Justin    |                        | 6 8              | 0 0         | 3 4           | 2 5 7              | 2 15               | 1 0   | 0 0 | 25  |          |   |     |
| 14         | Lawson, Ben        |                        | 0 2              | 0 0         | 0 0           | 0 0 0              | 3 0                | 1 1   | 2 0 | 20  |          |   |     |
| 33         | Marberry, Rob      |                        | 0 1              | 0 0         | 0 0           | 0 0 0              | 2 0                | 1 0   | 0 0 | 3   |          |   |     |
| 15         | Patterson, Avery   |                        | 0 2              | 0 2         | 0 0           | 0 2 2              | 1 0                | 2 1   | 0 0 | 9   |          |   |     |
| 02         | Clayton, D         |                        | 0 4              | 0 4         | 0 0           | 1 2 3              | 0 0                | 1 1   | 0 0 | 10  |          |   |     |
| Team       |                    |                        |                  |             |               | 2 3 5              | 0 0                | 0 0   | 0 0 |     |          |   |     |
| Totals     |                    |                        | 18 57            | 8 28        | 10 12         | 8 32 41            | 20 54              | 14 25 | 2 4 | 200 |          |   |     |
| Total FG % |                    | 1st Half: 10-26 (38.5) | 2nd: 8-31 (25.8) |             | OT: 0-0 (0.0) |                    | Game: 18-57 (31.6) |       |     |     | Deadball |   |     |
| 3 PT FG %  |                    | 1st Half: 4-13 (30.8)  | 2nd: 4-15 (26.7) |             | OT: 0-0 (0.0) |                    | Game: 8-28 (28.6)  |       |     |     | Rebounds |   |     |
| FT %       |                    | 1st Half: 4-5 (80.0)   | 2nd: 6-7 (85.7)  |             | OT: 0-0 (0.0) |                    | Game: 10-12 (83.3) |       |     |     | 1        |   |     |



# ST. JOHN'S 70, MINNESOTA 61

# MINNESOTA 66, GEORGIA 62

## NEW YORK, N.Y. (MADISON SQUARE GARDEN) — NOV. 26, 2014

## NEW YORK, N.Y. (MADISON SQUARE GARDEN) — NOV. 28, 2014

### ST. JOHN'S 70

| #                    | Player               | Total  |                 | 3-Ptr  |        | Rebounds    |     |       | PF | TP | A | TO | Blk      | Stl | Min |
|----------------------|----------------------|--------|-----------------|--------|--------|-------------|-----|-------|----|----|---|----|----------|-----|-----|
|                      |                      | FG-FGA | FG-FGA          | FT-FTA | FT-FTA | Off         | Def | Tot   |    |    |   |    |          |     |     |
| 11                   | HARRISON, D'ANGELO   | f      | 5-17            | 2-6    | 7-9    | 3           | 6   | 9     | 4  | 19 | 2 | 1  | 1        | 6   | 40  |
| 15                   | POINTER, SIR'DOMINIC | f      | 4-6             | 0-1    | 0-1    | 3           | 8   | 11    | 3  | 8  | 3 | 2  | 1        | 5   | 32  |
| 12                   | OBEKPA, CHRIS        | c      | 2-7             | 0-0    | 6-11   | 4           | 5   | 9     | 4  | 10 | 0 | 5  | 3        | 2   | 34  |
| 01                   | GREENE IV, PHIL      | g      | 4-9             | 0-1    | 1-2    | 0           | 5   | 5     | 2  | 9  | 0 | 2  | 0        | 0   | 34  |
| 23                   | JORDAN, RYSHEED      | g      | 5-14            | 0-4    | 8-14   | 4           | 3   | 7     | 1  | 18 | 3 | 6  | 1        | 3   | 36  |
| 00                   | BRANCH, JAMAL        |        | 2-3             | 0-1    | 0-0    | 1           | 3   | 4     | 2  | 4  | 1 | 1  | 0        | 0   | 12  |
| 04                   | JONES, CHRISTIAN     |        | 1-2             | 0-0    | 0-0    | 0           | 1   | 1     | 1  | 2  | 0 | 1  | 0        | 0   | 9   |
| 10                   | BALAMOU, FELIX       |        | 0-0             | 0-0    | 0-0    | 0           | 1   | 1     | 0  | 0  | 0 | 0  | 0        | 0   | 3   |
| Team                 |                      |        |                 |        |        | 3           | 1   | 4     |    |    |   |    |          |     |     |
| Totals               |                      |        | 23-58           | 2-13   | 22-37  | 18          | 33  | 51    | 17 | 70 | 9 | 18 | 6        | 16  | 200 |
| FG % 1st Half: 12-36 |                      | 33.3%  | 2nd half: 11-22 |        | 50.0%  | Game: 23-58 |     | 39.7% |    |    |   |    | Deadball |     |     |
| 3FG % 1st Half: 0-9  |                      | 0.0%   | 2nd half: 2-4   |        | 50.0%  | Game: 2-13  |     | 15.4% |    |    |   |    | Rebounds |     |     |
| FT % 1st Half: 7-9   |                      | 77.8%  | 2nd half: 15-28 |        | 53.6%  | Game: 22-37 |     | 59.5% |    |    |   |    |          |     |     |

### MINNESOTA 61

| #                    | Player           | Total  |                | 3-Ptr  |        | Rebounds    |     |       | PF | TP | A  | TO | Blk      | Stl | Min |
|----------------------|------------------|--------|----------------|--------|--------|-------------|-----|-------|----|----|----|----|----------|-----|-----|
|                      |                  | FG-FGA | FG-FGA         | FT-FTA | FT-FTA | Off         | Def | Tot   |    |    |    |    |          |     |     |
| 11                   | Morris, Carlos   | f      | 5-13           | 1-2    | 0-2    | 0           | 3   | 3     | 3  | 11 | 3  | 3  | 0        | 1   | 29  |
| 24                   | King, Joey       | f      | 3-12           | 2-7    | 0-0    | 2           | 7   | 9     | 4  | 8  | 2  | 2  | 2        | 0   | 34  |
| 15                   | Walker, Maurice  | c      | 3-9            | 0-0    | 0-0    | 1           | 5   | 6     | 2  | 6  | 0  | 2  | 1        | 1   | 24  |
| 01                   | Hollins, Andre   | g      | 3-12           | 1-6    | 2-2    | 2           | 2   | 4     | 3  | 9  | 3  | 7  | 0        | 0   | 33  |
| 04                   | Mathieu, DeAndre | g      | 2-4            | 0-0    | 1-2    | 1           | 2   | 3     | 4  | 5  | 2  | 2  | 0        | 2   | 23  |
| 02                   | Mason, Nate      |        | 4-7            | 2-2    | 5-5    | 1           | 3   | 4     | 3  | 15 | 2  | 1  | 0        | 2   | 26  |
| 13                   | Martin, Josh     |        | 0-1            | 0-0    | 0-0    | 0           | 0   | 0     | 0  | 0  | 1  | 2  | 0        | 3   |     |
| 23                   | Buggs, Charles   |        | 1-4            | 0-2    | 1-3    | 1           | 0   | 1     | 1  | 3  | 0  | 0  | 0        | 1   | 12  |
| 55                   | Eliason, Elliott |        | 2-2            | 0-0    | 0-2    | 2           | 4   | 6     | 4  | 0  | 2  | 2  | 0        | 0   | 16  |
| Team                 |                  |        |                |        |        | 3           | 0   | 3     |    |    |    |    |          |     |     |
| Totals               |                  |        | 23-64          | 6-19   | 9-16   | 13          | 26  | 39    | 24 | 61 | 12 | 20 | 7        | 7   | 200 |
| FG % 1st Half: 15-32 |                  | 46.9%  | 2nd half: 8-32 |        | 25.0%  | Game: 23-64 |     | 35.9% |    |    |    |    | Deadball |     |     |
| 3FG % 1st Half: 6-11 |                  | 54.5%  | 2nd half: 0-8  |        | 0.0%   | Game: 6-19  |     | 31.6% |    |    |    |    | Rebounds |     |     |
| FT % 1st Half: 4-6   |                  | 66.7%  | 2nd half: 5-10 |        | 50.0%  | Game: 9-16  |     | 56.3% |    |    |    |    |          |     |     |

Officials: Doug Shows, John Gaffney, Lamar Simpson  
Technical fouls: ST. JOHN'S-None. MINNESOTA-Eliason, Elliott.  
Attendance:  
NIT Semifinal Game 1

| Score by periods | 1st | 2nd | Total |
|------------------|-----|-----|-------|
| ST. JOHN'S       | 31  | 39  | 70    |
| MINNESOTA        | 40  | 21  | 61    |

Last FG - SJ 2nd-02:22, MINN 2nd-01:13.  
Largest lead - SJ by 9 2nd-00:25, MINN by 10 1st-02:27.

| Points | In | Off | 2nd | Fast | Bench |
|--------|----|-----|-----|------|-------|
| SJ     | 34 | 24  | 19  | 12   | 6     |
| MINN   | 22 | 10  | 6   | 4    | 22    |

Score tied - 6 times.  
Lead changed - 5 times.

# MINNESOTA 84, WAKE FOREST 69

# MINNESOTA 84, WESTERN CAROLINA 64

## WINSTON-SALEM, N.C. (LJVM COLISEUM) — DEC. 2, 2014

## WILLIAMS ARENA — DEC. 5, 2014

### Minnesota 84 • 5-2

| #                    | Player          | Total  |                 | 3-Ptr  |        | Rebounds    |     |       | PF | TP | A  | TO | Blk      | Stl | Min |
|----------------------|-----------------|--------|-----------------|--------|--------|-------------|-----|-------|----|----|----|----|----------|-----|-----|
|                      |                 | FG-FGA | FG-FGA          | FT-FTA | FT-FTA | Off         | Def | Tot   |    |    |    |    |          |     |     |
| 15                   | Walker,Maurice  | f      | 4-6             | 0-0    | 2-4    | 3           | 4   | 7     | 1  | 10 | 1  | 3  | 3        | 0   | 23  |
| 24                   | King,Joey       | f      | 5-9             | 4-6    | 0-0    | 1           | 3   | 4     | 4  | 14 | 2  | 4  | 0        | 0   | 25  |
| 01                   | Hollins,Andre   | g      | 8-14            | 7-10   | 4-4    | 2           | 5   | 7     | 3  | 27 | 0  | 3  | 0        | 1   | 34  |
| 04                   | Mathieu,DeAndre | g      | 2-5             | 0-1    | 2-2    | 0           | 3   | 3     | 4  | 6  | 8  | 2  | 0        | 1   | 27  |
| 11                   | Morris,Carlos   | g      | 6-10            | 1-2    | 2-2    | 0           | 3   | 3     | 1  | 15 | 1  | 6  | 0        | 8   | 31  |
| 02                   | Mason,Nate      |        | 2-9             | 0-3    | 2-2    | 0           | 5   | 5     | 1  | 6  | 4  | 0  | 0        | 2   | 27  |
| 12                   | Shell,Kendal    |        | 0-0             | 0-0    | 0-0    | 0           | 0   | 0     | 0  | 0  | 0  | 0  | 0        | 0   | 2   |
| 13                   | Martin,Josh     |        | 0-1             | 0-0    | 0-0    | 1           | 0   | 1     | 2  | 0  | 0  | 2  | 0        | 0   | 6   |
| 21                   | Konate,Bakary   |        | 0-0             | 0-0    | 0-0    | 0           | 0   | 0     | 0  | 0  | 0  | 0  | 0        | 0   | 2   |
| 23                   | Buggs,Charles   |        | 0-4             | 0-2    | 0-0    | 1           | 1   | 2     | 3  | 0  | 0  | 0  | 0        | 0   | 8   |
| 55                   | Eliason,Elliott |        | 3-3             | 0-0    | 0-0    | 2           | 2   | 4     | 3  | 6  | 2  | 0  | 0        | 2   | 15  |
| Team                 |                 |        |                 |        |        | 0           | 1   | 1     |    |    |    |    |          |     |     |
| Totals               |                 |        | 30-61           | 12-24  | 12-14  | 10          | 27  | 37    | 22 | 84 | 18 | 20 | 3        | 14  | 200 |
| FG % 1st Half: 13-31 |                 | 41.9%  | 2nd half: 17-30 |        | 56.7%  | Game: 30-61 |     | 49.2% |    |    |    |    | Deadball |     |     |
| 3FG % 1st Half: 5-12 |                 | 41.7%  | 2nd half: 7-12  |        | 58.3%  | Game: 12-24 |     | 50.0% |    |    |    |    | Rebounds |     |     |
| FT % 1st Half: 1-2   |                 | 50.0%  | 2nd half: 11-12 |        | 91.7%  | Game: 12-14 |     | 85.7% |    |    |    |    |          |     |     |

### Wake Forest 69 • 4-4

| #                    | Player               | Total  |                 | 3-Ptr  |        | Rebounds    |     |       | PF | TP | A | TO | Blk      | Stl | Min |
|----------------------|----------------------|--------|-----------------|--------|--------|-------------|-----|-------|----|----|---|----|----------|-----|-----|
|                      |                      | FG-FGA | FG-FGA          | FT-FTA | FT-FTA | Off         | Def | Tot   |    |    |   |    |          |     |     |
| 02                   | Thomas,Devin         | f      | 1-4             | 0-0    | 2-4    | 2           | 6   | 8     | 4  | 4  | 0 | 4  | 1        | 2   | 20  |
| 13                   | Leonard,Darius       | f      | 0-1             | 0-1    | 0-0    | 0           | 2   | 2     | 1  | 0  | 1 | 0  | 0        | 1   | 16  |
| 25                   | Hudson,Cornelius     | f      | 3-6             | 1-3    | 0-1    | 1           | 0   | 1     | 1  | 7  | 0 | 5  | 0        | 1   | 15  |
| 00                   | Miller-McIntyre,Codi | g      | 4-9             | 0-0    | 2-4    | 0           | 0   | 0     | 1  | 10 | 2 | 3  | 0        | 0   | 22  |
| 10                   | Wilbekin,Mitchell    | g      | 3-10            | 3-7    | 1-3    | 0           | 3   | 3     | 2  | 10 | 1 | 0  | 0        | 1   | 33  |
| 01                   | Jones,Madison        |        | 3-6             | 0-0    | 2-2    | 0           | 0   | 0     | 1  | 8  | 2 | 4  | 0        | 2   | 28  |
| 11                   | McClinton,Greg       |        | 0-0             | 0-0    | 0-0    | 1           | 1   | 2     | 0  | 0  | 1 | 0  | 0        | 0   | 3   |
| 20                   | Overton,Miles        |        | 3-8             | 1-4    | 7-8    | 1           | 3   | 4     | 1  | 14 | 0 | 0  | 0        | 2   | 21  |
| 33                   | Rountree,Aaron       |        | 2-4             | 0-0    | 3-5    | 4           | 2   | 6     | 2  | 7  | 2 | 1  | 1        | 3   | 21  |
| 44                   | Mitoglou,Dinos       |        | 3-6             | 2-4    | 1-4    | 0           | 3   | 3     | 2  | 9  | 0 | 1  | 0        | 1   | 21  |
| Team                 |                      |        |                 |        |        | 1           | 1   | 2     |    |    |   |    |          |     |     |
| Totals               |                      |        | 22-54           | 7-19   | 18-31  | 10          | 21  | 31    | 15 | 69 | 9 | 18 | 2        | 13  | 200 |
| FG % 1st Half: 12-30 |                      | 40.0%  | 2nd half: 10-24 |        | 41.7%  | Game: 22-54 |     | 40.7% |    |    |   |    | Deadball |     |     |
| 3FG % 1st Half: 4-12 |                      | 33.3%  | 2nd half: 3-7   |        | 42.9%  | Game: 7-19  |     | 36.8% |    |    |   |    | Rebounds |     |     |
| FT % 1st Half: 3-3   |                      | 100.0% | 2nd half: 15-28 |        | 53.6%  | Game: 18-31 |     | 58.1% |    |    |   |    |          |     |     |

Officials: Roger Ayers, Les Jones, Raymond Styons Jr.  
Technical fouls: Minnesota-None. Wake Forest-Thomas,Devin.  
Attendance: 8112

| Score by periods | 1st | 2nd | Total |
|------------------|-----|-----|-------|
| Minnesota        | 32  | 52  | 84    |
| Wake Forest      | 31  | 38  | 69    |

Last FG - MINN 2nd-00:54, WF 2nd-00:44.  
Largest lead - MINN by 19 2nd-05:44, WF by 2 1st-19:42.  
MINN led for 36:46, WF led for 01:52. Game was tied for 01:22.

| Points | In | Off | 2nd | Fast | Bench |
|--------|----|-----|-----|------|-------|
| MINN   | 34 | 24  | 13  | 8    | 12    |
| WF     | 28 | 24  | 8   | 18   | 38    |

Score tied - 1 time.  
Lead changed - 1 time.

### MINNESOTA 66

|        |                  | Total  | 3-Ptr  | Rebounds |       |     |     |    | PF | TP | A  | TO | Blk | Stl | Min |
|--------|------------------|--------|--------|----------|-------|-----|-----|----|----|----|----|----|-----|-----|-----|
| #      | Player           | FG-FGA | FG-FGA | FT-FTA   | Off   | Def | Tot |    |    |    |    |    |     |     |     |
| 15     | WALKER, MAURICE  | f      | 3-5    | 0-0      | 1-2   | 2   | 4   | 6  | 5  | 7  | 1  | 5  | 2   | 0   | 21  |
| 24     | KING, JOEY       | f      | 4-11   | 3-7      | 4-7   | 1   | 1   | 2  | 4  | 15 | 2  | 1  | 1   | 1   | 31  |
| 01     | HOLLINS, ANDRE   | g      | 3-6    | 1-2      | 1-2   | 1   | 3   | 4  | 1  | 8  | 2  | 5  | 0   | 1   | 35  |
| 04     | MATHIEU, DEANDRE | g      | 4-7    | 1-1      | 3-7   | 0   | 2   | 2  | 3  | 12 | 5  | 1  | 0   | 2   | 34  |
| 11     | MORRIS, CARLOS   | g      | 3-10   | 1-5      | 1-2   | 1   | 1   | 2  | 1  | 8  | 1  | 1  | 0   | 3   | 28  |
| 02     | MASON, NATE      |        | 1-7    | 1-4      | 0-0   | 0   | 3   | 3  | 4  | 3  | 3  | 0  | 0   | 1   | 21  |
| 12     | SHELL, KENDAL    |        | 0-0    | 0-0      | 0-0   | 0   | 0   | 0  | 0  | 0  | 0  | 0  | 0   | 0   | 2   |
| 21     | KONATE, BAKARY   |        | 0-0    | 0-0      | 0-0   | 0   | 0   | 0  | 0  | 0  | 0  | 0  | 0   | 0   | 1   |
| 23     | BUGGS, CHARLES   |        | 3-4    | 3-3      | 0-0   | 0   | 1   | 1  | 2  | 9  | 0  | 0  | 0   | 0   | 9   |
| 55     | ELIASON, ELLIOTT |        | 1-2    | 0-0      | 2-3   | 2   | 3   | 5  | 1  | 4  | 1  | 0  | 0   | 0   | 18  |
| Team   |                  |        |        |          |       | 4   | 1   | 5  |    |    |    |    |     |     |     |
| Totals |                  |        | 22-52  | 10-22    | 12-23 | 11  | 19  | 30 | 21 | 66 | 15 | 13 | 3   | 8   | 200 |

# MINNESOTA 92, NORTH DAKOTA 56

## WILLIAMS ARENA — DEC. 8, 2014

North Dakota 3-5

| No Name                          | Total FG FGA      | 3-Pt FG FGA   | FT FTA             | Rebounds OF DF TOT | PF TP | A TO BLK S | MIN |
|----------------------------------|-------------------|---------------|--------------------|--------------------|-------|------------|-----|
| 01 Nash, Jaron                   | f 3 10            | 0 2           | 2 4                | 2 5 7              | 0 8   | 1 2 2 0    | 27  |
| 33 Calcaterra, Chad              | c 3 4             | 0 0           | 0 0                | 0 4 4              | 2 6   | 0 0 0 0    | 18  |
| 21 Hooker, Quinton               | g 2 7             | 1 2           | 2 2                | 3 2 5              | 3 7   | 7 7 0 0    | 36  |
| 14 De Rouen, Terrel              | g 4 10            | 1 3           | 1 2                | 0 2 2              | 1 10  | 2 3 0 2    | 31  |
| 03 Tyler, Estan                  | g 2 6             | 1 3           | 3 4                | 0 0 0              | 4 8   | 3 4 1 0    | 22  |
| 91 Cashman, Bryce                | 0 0               | 0 0           | 2 6                | 1 2 3              | 3 2   | 0 3 0 1    | 18  |
| 25 Hobough, Dustin               | 1 3               | 1 1           | 0 0                | 1 2 3              | 3 3   | 0 0 0 0    | 13  |
| 12 Antwi, Lenny                  | 2 3               | 2 2           | 0 0                | 0 1 1              | 2 6   | 0 0 0 0    | 15  |
| 22 Shields, Craig                | 0 0               | 0 0           | 0 0                | 0 0 0              | 1 0   | 0 1 0 0    | 4   |
| 35 Coleman, Josiah               | 1 8               | 0 3           | 4 4                | 1 2 3              | 3 6   | 0 4 0 0    | 16  |
| Team                             |                   |               |                    | 4 1 5              |       | 0 1        |     |
| Totals                           | 18 51             | 6 16          | 14 22              | 12 21 33           | 22 56 | 13 25 3 3  | 200 |
| Total FG% 1st Half: 11-27 (40.7) | 2nd: 7-24 (29.2)  | OT: 0-0 (0.0) | Game: 18-51 (35.3) | Deadball           |       |            |     |
| 3 PT FG% 1st Half: 4-11 (36.4)   | 2nd: 2-5 (40.0)   | OT: 0-0 (0.0) | Game: 6-16 (37.5)  | Rebounds           |       |            |     |
| FT% 1st Half: 0-0 (0.0)          | 2nd: 14-22 (63.6) | OT: 0-0 (0.0) | Game: 14-22 (63.6) | 6                  |       |            |     |

Minnesota 7-2

| No Name                          | Total FG FGA      | 3-Pt FG FGA   | FT FTA             | Rebounds OF DF TOT | PF TP | A TO BLK S | MIN |
|----------------------------------|-------------------|---------------|--------------------|--------------------|-------|------------|-----|
| 01 Hollins, Andre                | g 4 11            | 2 5           | 0 0                | 2 2 4              | 0 10  | 1 2 0 0    | 27  |
| 24 King, Joey                    | f 4 7             | 1 2           | 3 3                | 0 2 2              | 3 12  | 1 2 1 0    | 27  |
| 15 Walker, Maurice               | f 9 11            | 0 0           | 4 4                | 2 5 7              | 2 22  | 0 3 3 1    | 23  |
| 11 Morris, Carlos                | g 5 9             | 2 2           | 2 2                | 1 5 6              | 3 14  | 5 1 0 1    | 29  |
| 04 Mathieu, DeAndre              | g 6 8             | 1 1           | 2 4                | 0 2 2              | 4 15  | 10 0 0 2   | 30  |
| 02 Mason, Nate                   | 4 9               | 1 3           | 2 4                | 0 4 4              | 3 11  | 8 1 0 6    | 27  |
| 55 Eliason, Elliott              | 2 2               | 0 0           | 0 0                | 0 0 0              | 3 4   | 0 0 1 2    | 11  |
| 23 Buggs, Charles                | 1 2               | 0 1           | 0 0                | 0 1 1              | 1 2   | 0 0 0 0    | 10  |
| 21 Konate, Bakary                | 1 1               | 0 0           | 0 0                | 0 1 1              | 4 2   | 0 3 1 1    | 9   |
| 12 Shell, Kendal                 | 0 0               | 0 0           | 0 0                | 0 0 0              | 0 0   | 0 0 0 1    | 7   |
| Team                             |                   |               |                    | 1 1 2              | 0     | 0          |     |
| Totals                           | 36 60             | 7 14          | 13 17              | 6 23 29            | 23 92 | 25 12 6 14 | 200 |
| Total FG% 1st Half: 17-30 (56.7) | 2nd: 19-30 (63.3) | OT: 0-0 (0.0) | Game: 36-60 (60.0) | Deadball           |       |            |     |
| 3 PT FG% 1st Half: 4-8 (50.0)    | 2nd: 3-6 (50.0)   | OT: 0-0 (0.0) | Game: 7-14 (50.0)  | Rebounds           |       |            |     |
| FT% 1st Half: 5-6 (83.3)         | 2nd: 8-11 (72.7)  | OT: 0-0 (0.0) | Game: 13-17 (76.5) | 1                  |       |            |     |

Officials: Terry Oglesby, Eric Curry, Kelly Pfeiffer  
 Technicals: North Dakota-Hooker, Coleman Minnesota-Eliason  
 Attendance: 11,185

| Scoring By Periods | 1  | 2  | Total |
|--------------------|----|----|-------|
| North Dakota       | 26 | 30 | 56    |
| Minnesota          | 43 | 49 | 92    |

|   |                      |                       |
|---|----------------------|-----------------------|
| Other Stats                                 | MINN                 | UND                   |
| Biggest Lead (first time - number of times) | 36 (P-2 0:41-1)      | 5 (P-1 17:41-1)       |
| Shots In The Paint                          | 26(41 = 52 Pts)      | 11(50 = 22 Pts)       |
| Points Off Turnovers                        | 24                   | 13                    |
| Points Off Offensive Rebounds               | 2                    | 5                     |
| Fast Break Points                           | 23                   | 6                     |
| 1st Shot of Bonus FT                        | 0/2                  | 0/0                   |
| Longest FG Drought (Period-Times)           | 4:03 (P-1 5:37-1:34) | 5:12 (P-2 14:16-9:04) |
| Bench Points                                | 19                   | 17                    |

VS Basketball-Licensed to: University of Minnesota

# MINNESOTA 85, SOUTHERN 57

## WILLIAMS ARENA — DEC. 10, 2014

Southern 2-7

| No Name                          | Total FG FGA      | 3-Pt FG FGA   | FT FTA             | Rebounds OF DF TOT | PF TP | A TO BLK S | MIN |
|----------------------------------|-------------------|---------------|--------------------|--------------------|-------|------------|-----|
| 12 Sam, Jared                    | f 1 3             | 0 0           | 1 3                | 0 5 5              | 1 3   | 2 3 1 2    | 24  |
| 04 Davis, Keith                  | f 2 2             | 0 0           | 2 2                | 0 3 3              | 4 6   | 1 3 0 2    | 20  |
| 03 Banks, Telun                  | g 6 10            | 3 5           | 0 0                | 0 1 1              | 2 15  | 4 2 0 0    | 31  |
| 02 Rodgers, Adrian               | g 9 22            | 0 4           | 0 0                | 0 2 2              | 3 18  | 0 3 0 1    | 32  |
| 00 Hyder, Christopher            | 0 1               | 0 0           | 0 0                | 1 3 4              | 3 0   | 9 2 0 3    | 27  |
| 30 Lynch, Tre                    | 4 7               | 2 4           | 0 0                | 0 1 1              | 4 10  | 0 1 0 0    | 16  |
| 22 Snow, Frank                   | 0 6               | 0 0           | 0 0                | 5 2 7              | 3 0   | 1 1 0 1    | 16  |
| 35 Hopkins, Joel                 | 1 6               | 0 0           | 1 2                | 1 1 2              | 4 3   | 1 3 1 1    | 17  |
| 10 Monroe, Cameron               | 0 0               | 0 0           | 0 0                | 1 1 1              | 0 0   | 0 0 0 0    | 3   |
| 20 Thomas, Chris                 | 1 3               | 0 1           | 0 3                | 0 2 2              | 0 2   | 0 1 0 0    | 6   |
| 05 Harrel, Michael               | 0 0               | 0 0           | 0 0                | 0 0 0              | 2 0   | 1 1 0 0    | 8   |
| Team                             |                   |               |                    | 5 0 5              |       | 0 0        |     |
| Totals                           | 24 60             | 5 14          | 4 10               | 12 21 33           | 26 57 | 19 20 2 10 | 200 |
| Total FG% 1st Half: 10-30 (33.3) | 2nd: 14-30 (46.7) | OT: 0-0 (0.0) | Game: 24-60 (40.0) | Deadball           |       |            |     |
| 3 PT FG% 1st Half: 1-7 (14.3)    | 2nd: 4-7 (57.1)   | OT: 0-0 (0.0) | Game: 5-14 (35.7)  | Rebounds           |       |            |     |
| FT% 1st Half: 2-3 (66.7)         | 2nd: 2-7 (28.6)   | OT: 0-0 (0.0) | Game: 4-10 (40.0)  | 2                  |       |            |     |

Minnesota 8-2

| No Name                          | Total FG FGA      | 3-Pt FG FGA   | FT FTA             | Rebounds OF DF TOT | PF TP | A TO BLK S | MIN |
|----------------------------------|-------------------|---------------|--------------------|--------------------|-------|------------|-----|
| 01 Hollins, Andre                | g 9 11            | 5 7           | 1 1                | 0 2 2              | 0 24  | 4 2 0 4    | 26  |
| 24 King, Joey                    | f 3 8             | 0 1           | 0 1                | 0 4 4              | 2 6   | 3 1 1 1    | 26  |
| 15 Walker, Maurice               | f 4 5             | 0 0           | 3 4                | 0 6 6              | 3 11  | 0 3 2 2    | 16  |
| 11 Morris, Carlos                | g 3 6             | 1 2           | 4 5                | 0 3 3              | 0 11  | 5 5 1 1    | 24  |
| 04 Mathieu, DeAndre              | g 3 6             | 0 0           | 4 4                | 0 3 3              | 1 10  | 5 2 0 1    | 26  |
| 23 Buggs, Charles                | 3 6               | 1 3           | 0 1                | 2 2 4              | 1 7   | 1 0 0 1    | 18  |
| 21 Konate, Bakary                | 0 3               | 0 0           | 6 8                | 4 2 6              | 4 6   | 0 2 0 1    | 23  |
| 02 Mason, Nate                   | 1 5               | 0 0           | 1 3                | 0 3 3              | 1 3   | 2 0 0 0    | 21  |
| 55 Eliason, Elliott              | 3 3               | 0 0           | 1 2                | 1 2 3              | 3 7   | 2 1 2 0    | 16  |
| 12 Shell, Kendal                 | 0 0               | 0 0           | 0 0                | 0 0 0              | 0 0   | 1 0 0 0    | 4   |
| Team                             |                   |               |                    | 2 1 3              | 0     | 0          |     |
| Totals                           | 29 53             | 7 13          | 20 29              | 9 28 37            | 15 85 | 23 16 6 11 | 200 |
| Total FG% 1st Half: 17-25 (68.0) | 2nd: 12-28 (42.9) | OT: 0-0 (0.0) | Game: 29-53 (54.7) | Deadball           |       |            |     |
| 3 PT FG% 1st Half: 3-6 (50.0)    | 2nd: 4-7 (57.1)   | OT: 0-0 (0.0) | Game: 7-13 (53.8)  | Rebounds           |       |            |     |
| FT% 1st Half: 9-14 (64.3)        | 2nd: 11-15 (73.3) | OT: 0-0 (0.0) | Game: 20-29 (69.0) | 3                  |       |            |     |

Officials: Mike Sanzere, Glenn Mayborg, Steve McJunkins  
 Technicals: Southern-None Minnesota-None  
 Attendance: 11,409

| Scoring By Periods | 1  | 2  | Total |
|--------------------|----|----|-------|
| Southern           | 23 | 34 | 57    |
| Minnesota          | 46 | 39 | 85    |

VS Basketball-Licensed to: University of Minnesota

# MINNESOTA 92, SEATTLE 57

## WILLIAMS ARENA — DEC. 19, 2014

Seattle University 5-6

| No Name                         | Total FG FGA      | 3-Pt FG FGA   | FT FTA             | Rebounds OF DF TOT | PF TP | A TO BLK S | MIN |
|---------------------------------|-------------------|---------------|--------------------|--------------------|-------|------------|-----|
| 13 Chibuogwu, Manny             | g 0 1             | 0 0           | 3 4                | 0 3 3              | 1 3   | 2 2 1 0    | 14  |
| 21 Powell, William              | f 3 6             | 0 0           | 1 2                | 4 2 6              | 2 7   | 1 3 0 0    | 27  |
| 24 Crook, Jack                  | c 1 3             | 0 0           | 2 2                | 1 4 5              | 4 4   | 0 2 0 1    | 15  |
| 35 Floria, Jarell               | g 2 5             | 2 4           | 0 0                | 0 1 1              | 2 6   | 0 6 1 0    | 15  |
| 10 Umipig, Isiah                | g 4 10            | 3 8           | 2 2                | 1 3 4              | 3 13  | 2 2 0 0    | 28  |
| 12 Cohee, Jadon                 | 4 9               | 0 2           | 6 9                | 0 0 0              | 2 14  | 3 0 0 0    | 29  |
| 10 Turner, Theo                 | 3 8               | 0 1           | 1 2                | 1 2 3              | 1 7   | 1 1 0 0    | 25  |
| 02 Murray, Emerson              | 0 0               | 0 0           | 0 0                | 0 2 2              | 1 0   | 2 3 0 1    | 15  |
| 23 Clair, Manroop               | 1 7               | 0 4           | 0 0                | 1 0 1              | 2 2   | 0 2 0 1    | 21  |
| 33 Cramer, Lewis                | 0 0               | 0 0           | 1 2                | 0 1 1              | 2 1   | 0 0 0 0    | 11  |
| Team                            |                   |               |                    | 2 2 4              | 0     | 0          |     |
| Totals                          | 18 49             | 5 19          | 16 23              | 10 20 30           | 20 57 | 11 21 2 3  | 200 |
| Total FG% 1st Half: 8-25 (32.0) | 2nd: 10-24 (41.7) | OT: 0-0 (0.0) | Game: 18-49 (36.7) | Deadball           |       |            |     |
| 3 PT FG% 1st Half: 3-11 (27.3)  | 2nd: 2-8 (25.0)   | OT: 0-0 (0.0) | Game: 5-19 (26.3)  | Rebounds           |       |            |     |
| FT% 1st Half: 2-2 (100.0)       | 2nd: 14-21 (66.7) | OT: 0-0 (0.0) | Game: 16-23 (69.6) | 2                  |       |            |     |

Minnesota 9-2

| No Name                          | Total FG FGA      | 3-Pt FG FGA   | FT FTA             | Rebounds OF DF TOT | PF TP | A TO BLK S | MIN |
|----------------------------------|-------------------|---------------|--------------------|--------------------|-------|------------|-----|
| 01 Hollins, Andre                | g 5 9             | 3 6           | 2 3                | 0 2 2              | 2 15  | 4 1 0 1    | 17  |
| 24 King, Joey (2:52)             | f 2 5             | 1 3           | 0 0                | 2 2 4              | 5 5   | 1 1 0 0    | 23  |
| 15 Walker, Maurice               | f 6 6             | 0 0           | 3 4                | 0 6 6              | 2 15  | 0 0 2 1    | 15  |
| 11 Morris, Carlos                | g 6 10            | 3 6           | 4 4                | 0 3 3              | 2 19  | 2 2 0 2    | 27  |
| 04 Mathieu, DeAndre              | g 1 6             | 0 1           | 0 0                | 0 0 0              | 2 2   | 9 1 0 6    | 28  |
| 02 Mason, Nate                   | 6 11              | 2 5           | 1 2                | 0 3 3              | 2 15  | 1 2 0 6    | 25  |
| 23 Buggs, Charles                | 1 4               | 0 3           | 2 2                | 1 1 2              | 2 4   | 3 2 0 0    | 24  |
| 55 Eliason, Elliott              | 3 3               | 0 0           | 2 2                | 2 2 4              | 2 8   | 1 0 1 0    | 16  |
| 21 Konate, Bakary                | 3 4               | 0 0           | 3 6                | 3 5 8              | 2 9   | 2 1 2 0    | 16  |
| 30 Lukashevich, Mike             | 0 0               | 0 0           | 0 0                | 0 0 0              | 0 0   | 0 0 1 0    | 4   |
| 12 Shell, Kendal                 | 0 2               | 0 1           | 0 0                | 0 0 0              | 0 0   | 1 0 0 0    | 5   |
| Team                             |                   |               |                    | 2 2 4              | 0     | 1          |     |
| Totals                           | 33 60             | 9 25          | 17 23              | 10 26 36           | 21 92 | 24 11 6 16 | 200 |
| Total FG% 1st Half: 15-27 (55.6) | 2nd: 18-33 (54.5) | OT: 0-0 (0.0) | Game: 33-60 (55.0) | Deadball           |       |            |     |
| 3 PT FG% 1st Half: 2-9 (22.2)    | 2nd: 7-16 (43.8)  | OT: 0-0 (0.0) | Game: 9-25 (36.0)  | Rebounds           |       |            |     |
| FT% 1st Half: 11-13 (84.6)       | 2nd: 6-10 (60.0)  | OT: 0-0 (0.0) | Game: 17-23 (73.9) | 3                  |       |            |     |

Officials: Brian Dorsey, Rob Kueneman, Brooks Wells  
 Technicals: Seattle University-None Minnesota-None  
 Attendance: 12,121

| Scoring By Periods | 1  | 2  | Total |
|--------------------|----|----|-------|
| Seattle University | 21 | 36 | 57    |
| Minnesota          | 43 | 49 | 92    |

|   |                      |                        |
|---|----------------------|------------------------|
| Other Stats                                 | MINN                 | FUR                    |
| Biggest Lead (first time - number of times) | 16 (P-1 5:11-1)      | 2 (P-2 6:46-2)         |
| Shots In The Paint                          | 23(34 = 46 Pts)      | 13(26 = 26 Pts)        |
| Points Off Turnovers                        | 18                   | 15                     |
| Points Off Offensive Rebounds               | 10                   | 8                      |
| Fast Break Points                           | 9                    | 7                      |
| 1st Shot of Bonus FT                        | 9/3                  | 1/1                    |
| Longest FG Drought (Period-Times)           | 2:32 (P-1 5:11-2:39) | 4:21 (P-1 20:00-15:39) |
| Bench Points                                | 24                   | 18                     |

VS Basketball-Licensed to: University of Minnesota

MINNESOTA 108, UNCW 82  
WILLIAMS ARENA — DEC. 27, 2014

UNCW 82 • 5-5

| #  | Player            | Total  |        | 3-Ptr  | Rebounds |     |     |    |    | PF | TP | A  | TO | Blk | Stl | Min                       |
|--|-------------------|--------|--------|--------|----------|-----|-----|----|----|----|----|----|----|-----|-----|---------------------------|
|  |                   | FG-FGA | FG-FGA | FT-FTA | Off      | Def | Tot |    |    |    |    |    |    |     |     |                           |
| 13   | Ogbodo, Chuck     | f      | 4-4    | 0-0    | 0-0      | 2   | 0   | 2  | 2  | 8  | 0  | 0  | 1  | 0   | 1   | 16                        |
| 40   | Williams, Cedrick | f      | 4-10   | 0-3    | 0-0      | 5   | 3   | 8  | 2  | 8  | 1  | 1  | 0  | 0   | 0   | 31                        |
| 00   | Ponder, Craig     | g      | 4-6    | 2-3    | 2-2      | 1   | 2   | 3  | 3  | 12 | 3  | 6  | 0  | 1   | 1   | 17                        |
| 10   | Jackson, Freddie  | g      | 8-18   | 4-9    | 1-1      | 3   | 3   | 6  | 2  | 21 | 5  | 3  | 1  | 2   | 3   | 37                        |
| 24   | Spruill, Addison  | g      | 5-11   | 2-4    | 0-0      | 0   | 6   | 6  | 1  | 12 | 1  | 5  | 2  | 1   | 2   | 21                        |
| 04   | Talley, Jordan    |        | 0-2    | 0-1    | 0-0      | 0   | 0   | 0  | 3  | 0  | 7  | 2  | 0  | 1   | 2   | 26                        |
| 14   | Pugh, Malik       |        | 4-7    | 2-3    | 0-1      | 0   | 2   | 2  | 0  | 10 | 2  | 3  | 0  | 0   | 0   | 19                        |
| 20   | Sherwood, Dylan   |        | 0-3    | 0-1    | 0-0      | 1   | 1   | 2  | 0  | 0  | 0  | 0  | 0  | 0   | 0   | 10                        |
| 23   | Gettys, C.J.      |        | 2-5    | 0-0    | 5-6      | 5   | 4   | 9  | 3  | 9  | 0  | 0  | 3  | 0   | 0   | 19                        |
| 30   | Hickson, Kevin    |        | 0-0    | 0-0    | 2-2      | 0   | 0   | 0  | 1  | 2  | 0  | 0  | 0  | 0   | 0   | 4                         |
| Team   |                   |        |        |        |          | 0   | 1   | 1  | 1  |    |    |    |    |     |     |                           |
| Totals   |                   |        | 31-66  | 10-24  | 10-12    | 17  | 22  | 39 | 18 | 82 | 19 | 20 | 7  | 5   | 200 |                           |
| FG % 1st Half: 16-29 55.2% 2nd half: 15-37 40.5% Game: 31-66 47.0% |                   |        |        |        |          |     |     |    |    |    |    |    |    |     |     | Deadball<br>Rebounds<br>1 |
| 3FG % 1st Half: 6-13 46.2% 2nd half: 4-11 36.4% Game: 10-24 41.7%  |                   |        |        |        |          |     |     |    |    |    |    |    |    |     |     |                           |
| FT % 1st Half: 0-0 0.0% 2nd half: 10-12 83.3% Game: 10-12 83.3%    |                   |        |        |        |          |     |     |    |    |    |    |    |    |     |     |                           |

Minnesota 108 • 11-2

| #                    | Player            |   | Total  |                 | 3-Ptr  |             | Rebounds |     |       | PF       | TP | A | TO | Blk | Stl | Min |
|----------------------|-------------------|---|--------|-----------------|--------|-------------|----------|-----|-------|----------|----|---|----|-----|-----|-----|
|                      |                   |   | FG-FGA | FG-FGA          | FT-FTA | Off         | Def      | Tot |       |          |    |   |    |     |     |     |
| 15                   | Walker, Maurice   | f | 6-8    | 0-0             | 5-7    | 3           | 3        | 6   | 0     | 17       | 3  | 1 | 0  | 2   | 20  |     |
| 24                   | King, Joey        | f | 3-5    | 1-1             | 2-2    | 1           | 0        | 1   | 1     | 9        | 0  | 2 | 1  | 0   | 28  |     |
| 01                   | Hollins, Andre    | g | 4-7    | 1-2             | 0-0    | 0           | 2        | 2   | 4     | 9        | 4  | 0 | 0  | 1   | 23  |     |
| 04                   | Mathieu, DeAndre  | g | 5-8    | 1-1             | 2-2    | 0           | 2        | 2   | 2     | 13       | 11 | 0 | 0  | 4   | 26  |     |
| 11                   | Morris, Carlos    | g | 8-15   | 1-4             | 7-7    | 1           | 1        | 2   | 1     | 24       | 1  | 1 | 0  | 0   | 28  |     |
| 02                   | Mason, Nate       |   | 7-13   | 2-3             | 2-3    | 0           | 2        | 2   | 0     | 18       | 2  | 1 | 0  | 5   | 25  |     |
| 12                   | Shell, Kendal     |   | 1-2    | 1-2             | 0-0    | 0           | 2        | 2   | 1     | 3        | 1  | 1 | 0  | 0   | 8   |     |
| 21                   | Konate, Bakary    |   | 0-1    | 0-0             | 0-0    | 0           | 2        | 2   | 1     | 0        | 0  | 1 | 1  | 1   | 10  |     |
| 23                   | Buggs, Charles    |   | 5-6    | 3-3             | 0-0    | 0           | 2        | 2   | 4     | 13       | 2  | 0 | 0  | 0   | 16  |     |
| 25                   | Lukashewich, Mike |   | 0-0    | 0-0             | 0-0    | 0           | 0        | 0   | 0     | 0        | 0  | 1 | 0  | 0   | 4   |     |
| 55                   | Eliason, Elliott  |   | 1-2    | 0-0             | 0-0    | 0           | 2        | 2   | 1     | 2        | 1  | 0 | 2  | 0   | 12  |     |
| Team                 |                   |   |        |                 |        | 3           | 1        | 4   |       |          |    |   |    |     |     |     |
| Totals               |                   |   | 40-67  | 10-16           | 18-21  | 8           | 19       | 27  | 15    | 108      | 25 | 8 | 4  | 13  | 200 |     |
| FG % 1st Half: 19-35 |                   |   | 54.3%  | 2nd half: 21-32 | 65.6%  | Game: 40-67 |          |     | 59.7% | Deadball |    |   |    |     |     |     |
| 3FG % 1st Half: 5-8  |                   |   | 62.5%  | 2nd half: 5-8   | 62.5%  | Game: 10-16 |          |     | 62.5% | Rebounds |    |   |    |     |     |     |
| FT % 1st Half: 11-14 |                   |   | 78.6%  | 2nd half: 7-7   | 100.0  | Game: 18-21 |          |     | 85.7% | 0        |    |   |    |     |     |     |

Officials: Terry Oglesby, Frank Spencer, Gerald Williams  
Technical fouls: UNCW-TEAM. Minnesota-None.  
Attendance: 12711

| Score by periods | 1st | 2nd | Total |
|------------------|-----|-----|-------|
| UNCW             | 38  | 44  | 82    |
| Minnesota        | 54  | 54  | 108   |

Last FG - UNCW 2nd-00:59, MINN 2nd-00:25.  
Largest lead - UNCW by 9 1st-08:06, MINN by 26 2nd-06:47.

Score tied - 1 time.  
Lead changed - 5 times.

PURDUE 72, MINNESOTA 68  
WEST LAFAYETTE, IND. (MACKEY ARENA) — DEC. 31, 2014

Minnesota 68 • 11-3 / 0-1

| #                    | Player           |   | Total |                 | 3-Ptr  | Rebounds    |     |     | PF    | TP                        | A  | TO | Blk | Stl | Min |     |
|----------------------|------------------|---|-------|-----------------|--------|-------------|-----|-----|-------|---------------------------|----|----|-----|-----|-----|-----|
|                      |                  |   | FG-FA | FG-FGA          | FT-FTA | Off         | Def | Tot |       |                           |    |    |     |     |     |     |
| 15                   | Walker, Maurice  | f | 6-9   | 0-0             | 1-2    | 4           | 3   | 7   | 4     | 13                        | 1  | 3  | 0   | 3   | 23  |     |
| 24                   | King, Joey       | f | 4-6   | 3-4             | 2-2    | 0           | 1   | 1   | 4     | 13                        | 3  | 3  | 2   | 0   | 37  |     |
| 01                   | Hollins, Andre   | g | 2-10  | 1-3             | 2-2    | 1           | 3   | 4   | 2     | 7                         | 1  | 1  | 0   | 0   | 32  |     |
| 04                   | Mathieu, DeAndre | g | 4-9   | 2-2             | 1-2    | 1           | 4   | 5   | 3     | 11                        | 1  | 4  | 0   | 1   | 34  |     |
| 11                   | Morris, Carlos   | g | 3-7   | 0-1             | 4-6    | 1           | 4   | 5   | 2     | 10                        | 5  | 1  | 0   | 1   | 28  |     |
| 02                   | Mason, Nate      |   | 4-9   | 2-5             | 2-4    | 0           | 3   | 3   | 2     | 12                        | 2  | 0  | 0   | 1   | 26  |     |
| 21                   | Konate, Bakary   |   | 0-0   | 0-0             | 0-0    | 0           | 1   | 1   | 2     | 0                         | 0  | 1  | 0   | 0   | 4   |     |
| 23                   | Buggs, Charles   |   | 0-1   | 0-1             | 0-0    | 0           | 0   | 0   | 0     | 0                         | 0  | 0  | 0   | 0   | 3   |     |
| 55                   | Eliason, Elliott |   | 0-2   | 0-0             | 2-2    | 1           | 1   | 2   | 3     | 2                         | 2  | 0  | 1   | 0   | 13  |     |
| Team                 |                  |   |       |                 |        | 3           | 0   | 3   |       |                           |    |    |     |     |     |     |
| Totals               |                  |   |       | 23-53           | 8-16   | 14-20       | 11  | 20  | 31    | 22                        | 68 | 15 | 13  | 3   | 6   | 200 |
| FG % 1st Half: 10-24 |                  |   | 41.7% | 2nd half: 13-29 | 44.8%  | Game: 23-53 |     |     | 43.4% | Deadball<br>Rebounds<br>3 |    |    |     |     |     |     |
| 3FG % 1st Half: 5-7  |                  |   | 71.4% | 2nd half: 3-9   | 33.3%  | Game: 8-16  |     |     | 50.0% |                           |    |    |     |     |     |     |
| FT % 1st Half: 11-14 |                  |   | 78.6% | 2nd half: 3-6   | 50.0%  | Game: 14-20 |     |     | 70.0% |                           |    |    |     |     |     |     |

Purdue 72 • 9-5 / 1-0

| #                   | Player            |   | Total  |                 | 3-Ptr  |       | Rebounds    |     |       | PF       | TP | A  | TO | Blk | Stl | Min |
|---------------------|-------------------|---|--------|-----------------|--------|-------|-------------|-----|-------|----------|----|----|----|-----|-----|-----|
|                     |                   |   | FG-FGA | FG-FGA          | FT-FTA | Off   | Def         | Tot |       |          |    |    |    |     |     |     |
| 44                  | Haas, Isaac       | c | 2-4    | 0-0             | 2-3    | 2     | 1           | 3   | 0     | 6        | 0  | 1  | 1  | 0   | 17  |     |
| 00                  | Octeus, Jon       | g | 3-6    | 0-0             | 4-6    | 1     | 3           | 4   | 1     | 10       | 4  | 2  | 0  | 1   | 35  |     |
| 01                  | Scott, Bryson     | g | 0-3    | 0-0             | 0-0    | 0     | 4           | 4   | 2     | 0        | 1  | 2  | 0  | 0   | 12  |     |
| 21                  | Stephens, Kendall | g | 7-15   | 4-8             | 1-2    | 2     | 0           | 2   | 0     | 19       | 4  | 1  | 1  | 0   | 37  |     |
| 35                  | Davis, Rapheal    | g | 4-6    | 0-0             | 10-10  | 0     | 2           | 2   | 3     | 18       | 4  | 1  | 0  | 0   | 28  |     |
| 03                  | Thompson, P.J.    |   | 0-0    | 0-0             | 0-0    | 1     | 0           | 1   | 2     | 0        | 0  | 2  | 0  | 1   | 5   |     |
| 05                  | Smotherman, Basil |   | 0-1    | 0-0             | 0-0    | 0     | 2           | 2   | 2     | 0        | 0  | 0  | 0  | 0   | 7   |     |
| 12                  | Edwards, Vince    |   | 2-6    | 0-1             | 4-4    | 1     | 3           | 4   | 2     | 8        | 3  | 2  | 0  | 0   | 23  |     |
| 20                  | Hammons, A.J.     |   | 5-9    | 0-0             | 1-2    | 3     | 6           | 9   | 3     | 11       | 2  | 1  | 1  | 1   | 23  |     |
| 31                  | Mathias, Dakota   |   | 0-2    | 0-2             | 0-0    | 0     | 0           | 0   | 2     | 0        | 2  | 0  | 0  | 0   | 13  |     |
| Team                |                   |   |        |                 |        | 1     | 0           | 1   |       |          |    |    |    |     |     |     |
| Totals              |                   |   | 23-52  | 4-11            | 22-27  | 11    | 21          | 32  | 17    | 72       | 20 | 12 | 3  | 3   | 200 |     |
| FG % 1st Half: 8-24 |                   |   | 33.3%  | 2nd half: 15-28 |        | 53.6% | Game: 23-52 |     | 44.2% | Deadball |    |    |    |     |     |     |
| 3FG % 1st Half: 1-6 |                   |   | 16.7%  | 2nd half: 3-5   |        | 60.0% | Game: 4-11  |     | 36.4% | Rebounds |    |    |    |     |     |     |
| FT % 1st Half: 8-11 |                   |   | 72.7%  | 2nd half: 14-16 |        | 87.5% | Game: 22-27 |     | 81.5% | 3,1      |    |    |    |     |     |     |

Officials: Terry Wymer, Mike Eades, Tom Eades  
Technical fouls: Minnesota-None. Purdue-None.  
Attendance: 10018

| Score by periods | 1st | 2nd | Total |
|------------------|-----|-----|-------|
| Minnesota        | 36  | 32  | 68    |
| Purdue           | 25  | 47  | 72    |

#12/11 MARYLAND 70, MINNESOTA 58  
COLLEGE PARK, MD. (XFINITY CENTER) — JAN. 3, 2015

Minnesota 58 • 11-4, 0-2

| #                    | Player           |   | Total  |                 | 3-Ptr  |       | Rebounds    |     |       | PF       | TP | A  | TO | Blk | Stl | Min |
|----------------------|------------------|---|--------|-----------------|--------|-------|-------------|-----|-------|----------|----|----|----|-----|-----|-----|
|                      |                  |   | FG-FGA | FG-FGA          | FT-FTA | Off   | Def         | Tot |       |          |    |    |    |     |     |     |
| 15                   | Walker, Maurice  | f | 8-15   | 0-0             | 4-8    | 6     | 4           | 10  | 1     | 20       | 0  | 2  | 3  | 2   | 33  |     |
| 24                   | King, Joey       | f | 1-5    | 1-3             | 0-0    | 0     | 1           | 1   | 5     | 3        | 1  | 0  | 0  | 0   | 23  |     |
| 01                   | Hollins, Andre   | g | 1-9    | 0-6             | 0-0    | 0     | 3           | 3   | 2     | 2        | 2  | 1  | 0  | 2   | 29  |     |
| 04                   | Mathieu, DeAndre | g | 2-5    | 0-0             | 0-0    | 1     | 3           | 4   | 2     | 4        | 1  | 5  | 0  | 1   | 37  |     |
| 11                   | Morris, Carlos   | g | 7-21   | 2-10            | 2-2    | 1     | 5           | 6   | 4     | 18       | 0  | 2  | 0  | 2   | 32  |     |
| 02                   | Mason, Nate      |   | 1-7    | 0-2             | 0-0    | 2     | 3           | 5   | 2     | 2        | 1  | 1  | 0  | 1   | 22  |     |
| 23                   | Buggs, Charles   |   | 0-1    | 0-1             | 5-9    | 2     | 0           | 2   | 2     | 5        | 0  | 0  | 1  | 0   | 16  |     |
| 55                   | Eliason, Elliott |   | 2-2    | 0-0             | 0-2    | 2     | 1           | 3   | 1     | 4        | 0  | 1  | 0  | 1   | 8   |     |
| Team                 |                  |   |        |                 |        | 1     | 0           | 1   |       |          |    |    |    |     |     |     |
| Totals               |                  |   | 22-65  | 3-22            | 11-21  | 15    | 20          | 35  | 19    | 58       | 5  | 12 | 4  | 9   | 200 |     |
| FG % 1st Half: 15-34 |                  |   | 44.1%  | 2nd half: 7-31  |        | 22.6% | Game: 22-65 |     | 33.8% | Deadball |    |    |    |     |     |     |
| 3FG % 1st Half: 3-11 |                  |   | 27.3%  | 2nd half: 0-11  |        | 0.0%  | Game: 3-22  |     | 13.6% | Rebounds |    |    |    |     |     |     |
| FT % 1st Half: 0-2   |                  |   | 0.0%   | 2nd half: 11-19 |        | 57.9% | Game: 11-21 |     | 52.4% | 5.1      |    |    |    |     |     |     |

MICHIGAN 62, MINNESOTA 57  
ANN ARBOR, MICH. (CRISLER CENTER) — JAN. 10, 2015

Minnesota 57 • 11-6 (0-4)

| #   | Player           | Total |       | 3-Ptr | Rebounds |     |             | PF | TP | A TO BLK |    |   | Stl | Min                 |
|---|------------------|-------|-------|-------|----------|-----|-------------|----|----|----------|----|---|-----|---------------------|
|   |                  | FG    | FGA   |       | FT       | FTA | Off Def Tot |    |    |          |    |   |     |                     |
| 15  | Walker, Maurice  | f     | 2-7   | 0-0   | 1-4      | 5   | 5 10        | 1  | 5  | 2        | 2  | 1 | 0   | 29                  |
| 24  | King, Joey       | f     | 2-7   | 2-7   | 0-0      | 1   | 0 1         | 2  | 6  | 0        | 4  | 0 | 0   | 31                  |
| 01  | Hollins, Andre   | g     | 4-14  | 3-11  | 7-8      | 1   | 4 5         | 3  | 18 | 2        | 2  | 0 | 0   | 38                  |
| 04  | Mathieu, DeAndre | g     | 0-3   | 0-0   | 0-0      | 2   | 3 5         | 3  | 0  | 3        | 5  | 0 | 2   | 29                  |
| 11  | Morris, Carlos   | g     | 7-10  | 1-1   | 1-1      | 0   | 4 4         | 1  | 16 | 0        | 3  | 0 | 2   | 30                  |
| 02  | Mason, Nate      |       | 3-5   | 1-2   | 1-3      | 2   | 3 5         | 4  | 8  | 3        | 1  | 0 | 1   | 21                  |
| 12  | Shell, Kendal    |       | 0-0   | 0-0   | 0-0      | 0   | 0 0         | 0  | 0  | 0        | 0  | 0 | 0   | 2                   |
| 23  | Buggs, Charles   |       | 1-2   | 1-1   | 0-0      | 1   | 1 2         | 0  | 3  | 0        | 0  | 0 | 0   | 9                   |
| 55  | Eliason, Elliott |       | 0-1   | 0-0   | 1-4      | 3   | 1 4         | 1  | 1  | 0        | 0  | 0 | 1   | 11                  |
| Team  |                  |       |       |       |          | 0   | 1 1         |    |    |          |    |   |     |                     |
| Totals  |                  |       | 19-49 | 8-22  | 11-20    | 15  | 22 37       | 15 | 57 | 10       | 17 | 1 | 6   | 200                 |
| FG % 1st Half: 8-20 40.0% 2nd half: 11-29 37.9% Game: 19-49 38.8% |                  |       |       |       |          |     |             |    |    |          |    |   |     |                     |
| 3FG % 1st Half: 5-11 45.5% 2nd half: 3-11 27.3% Game: 8-22 36.4%  |                  |       |       |       |          |     |             |    |    |          |    |   |     |                     |
| FT % 1st Half: 6-10 60.0% 2nd half: 5-10 50.0% Game: 11-20 55.0%  |                  |       |       |       |          |     |             |    |    |          |    |   |     |                     |
|   |                  |       |       |       |          |     |             |    |    |          |    |   |     | Deadball Rebounds 3 |

Michigan 62 • 10-6 (3-1)

| #  | Player              | Total |       | 3-Ptr | Rebounds |     |             | PF | TP | A TO BLK |   |   | Stl | Min                 |
|--|---------------------|-------|-------|-------|----------|-----|-------------|----|----|----------|---|---|-----|---------------------|
|  |                     | FG    | FGA   |       | FT       | FTA | Off Def Tot |    |    |          |   |   |     |                     |
| 32   | Doyle, Ricky        | f     | 5-8   | 0-0   | 2-3      | 4   | 2 6         | 3  | 12 | 0        | 1 | 0 | 1   | 26                  |
| 02   | Albrecht, Spike     | g     | 3-8   | 0-3   | 0-0      | 0   | 1 1         | 4  | 6  | 2        | 3 | 0 | 2   | 33                  |
| 10   | Walton Jr., Derrick | g     | 4-7   | 3-4   | 4-5      | 0   | 5 5         | 2  | 15 | 3        | 2 | 0 | 1   | 35                  |
| 21   | Irvin, Zak          | g     | 3-9   | 1-5   | 5-6      | 2   | 2 4         | 2  | 12 | 1        | 2 | 0 | 1   | 35                  |
| 23   | LeVert, Caris       | g     | 5-13  | 0-3   | 5-6      | 0   | 3 3         | 0  | 15 | 2        | 1 | 1 | 4   | 38                  |
| 03   | Chatman, Cameron    |       | 1-2   | 0-0   | 0-0      | 1   | 0 1         | 2  | 2  | 1        | 0 | 1 | 0   | 7                   |
| 12   | Abdur-Rahkman, M-A  |       | 0-1   | 0-1   | 0-0      | 0   | 0 0         | 0  | 0  | 0        | 0 | 0 | 0   | 2                   |
| 24   | Dawkins, Aubrey     |       | 0-1   | 0-1   | 0-0      | 0   | 2 2         | 0  | 0  | 0        | 0 | 0 | 0   | 10                  |
| 34   | Donnal, Mark        |       | 0-2   | 0-1   | 0-0      | 0   | 4 4         | 1  | 0  | 0        | 0 | 0 | 0   | 11                  |
| 44   | Bjelfeldt, Max      |       | 0-1   | 0-0   | 0-0      | 2   | 0 2         | 0  | 0  | 0        | 0 | 0 | 0   | 3                   |
| Team   |                     |       |       |       |          | 1   | 2 3         |    |    |          |   |   |     |                     |
| Totals   |                     |       | 21-52 | 4-18  | 16-20    | 10  | 21 31       | 14 | 62 | 9        | 9 | 2 | 9   | 200                 |
| FG % 1st Half: 10-28 35.7% 2nd half: 11-24 45.8% Game: 21-52 40.4% |                     |       |       |       |          |     |             |    |    |          |   |   |     |                     |
| 3FG % 1st Half: 0-8 0.0% 2nd half: 4-10 40.0% Game: 4-18 22.2%     |                     |       |       |       |          |     |             |    |    |          |   |   |     |                     |
| FT % 1st Half: 5-8 62.5% 2nd half: 11-12 91.7% Game: 16-20 80.0%   |                     |       |       |       |          |     |             |    |    |          |   |   |     |                     |
|  |                     |       |       |       |          |     |             |    |    |          |   |   |     | Deadball Rebounds 3 |

Officials: Glenn Mayborg, Terry Wymer, Mike Eades  
Technical fouls: Minnesota-None. Michigan-None.  
Attendance: 12707  
Game Duration 1:58

| Score by periods | 1st | 2nd | Total |
|------------------|-----|-----|-------|
| Minnesota        | 27  | 30  | 57    |
| Michigan         | 25  | 37  | 62    |

Last FG - MINN 2nd-00:10, MICH 2nd-00:26.  
Largest lead - MINN by 9 2nd-11:02, MICH by 6 1st-13:58.

Score tied - 2 times.  
Lead changed - 6 times.

IOWA 77, MINNESOTA 75  
WILLIAMS ARENA — JAN. 13, 2015

Iowa 12-5, 3-1

| No                               | Name              | Total FG FGA      |    |               | 3-Pt FG FGA | FT FTA             | Rebounds OF DF TOT |          | PF | TP | A  | TO | BLK | S  | MIN |   |   |     |
|----------------------------------|-------------------|-------------------|----|---------------|-------------|--------------------|--------------------|----------|----|----|----|----|-----|----|-----|---|---|-----|
| 20                               | Uthoff, Jarrod    | f                 | 7  | 10            | 2           | 4                  | 6                  | 6        | 0  | 5  | 5  | 4  | 22  | 4  | 3   | 4 | 1 | 34  |
| 30                               | White, Aaron      | f                 | 4  | 10            | 0           | 1                  | 5                  | 8        | 2  | 4  | 6  | 2  | 13  | 4  | 0   | 2 | 1 | 35  |
| 34                               | Woodbury, Adam    | f                 | 3  | 5             | 0           | 0                  | 3                  | 5        | 4  | 4  | 8  | 3  | 9   | 0  | 2   | 0 | 1 | 23  |
| 03                               | Jok, Peter        | g                 | 5  | 8             | 3           | 5                  | 0                  | 0        | 1  | 0  | 1  | 0  | 13  | 0  | 3   | 0 | 1 | 20  |
| 10                               | Gesell, Mike      | g                 | 2  | 4             | 1           | 2                  | 0                  | 0        | 0  | 2  | 2  | 3  | 5   | 3  | 0   | 1 | 1 | 23  |
| 00                               | Olaseni, Gabriel  |                   | 1  | 2             | 0           | 0                  | 0                  | 2        | 2  | 0  | 2  | 2  | 2   | 0  | 3   | 2 | 1 | 17  |
| 02                               | Oglesby, Josh     |                   | 1  | 3             | 1           | 2                  | 0                  | 0        | 0  | 1  | 1  | 2  | 3   | 1  | 0   | 0 | 1 | 21  |
| 05                               | Clemmons, Anthony |                   | 1  | 3             | 0           | 1                  | 3                  | 4        | 1  | 2  | 3  | 0  | 5   | 3  | 0   | 0 | 0 | 18  |
| 25                               | Uhl, Dom          |                   | 1  | 3             | 1           | 1                  | 2                  | 2        | 2  | 1  | 3  | 1  | 5   | 1  | 3   | 0 | 0 | 9   |
| Team                             |                   |                   |    |               |             |                    |                    | 1        | 1  | 2  |    |    | 0   |    | 0   |   |   |     |
| Totals                           |                   |                   | 25 | 48            | 8           | 16                 | 19                 | 27       | 13 | 20 | 33 | 17 | 77  | 16 | 14  | 9 | 7 | 200 |
| Total FG% 1st Half: 13-21 (61.9) |                   | 2nd: 12-27 (44.4) |    | OT: 0-0 (0.0) |             | Game: 25-48 (52.1) |                    | Deadball |    |    |    |    |     |    |     |   |   |     |
| 3 PT FG% 1st Half: 3-7 (42.9)    |                   | 2nd: 5-9 (55.6)   |    | OT: 0-0 (0.0) |             | Game: 8-16 (50.0)  |                    | Rebounds |    |    |    |    |     |    |     |   |   |     |
| FT% 1st Half: 9-14 (64.3)        |                   | 2nd: 10-13 (76.9) |    | OT: 0-0 (0.0) |             | Game: 19-27 (70.4) |                    | 2        |    |    |    |    |     |    |     |   |   |     |

| Minnesota 11-7, 0-5 |                  |                       |    |                   |   |               |    |                    |    |    |       |                    |          |    |   |   |     |          |
|---------------------|------------------|-----------------------|----|-------------------|---|---------------|----|--------------------|----|----|-------|--------------------|----------|----|---|---|-----|----------|
| No Name             |                  | Total FG FGA          |    | 3-Pt FG FGA       |   | FT FTA        |    | Rebounds OF DF TOT |    |    | PF TP |                    | A TO BLK |    |   | S | MIN |          |
| 01                  | Hollins, Andre   | g                     | 2  | 12                | 1 | 7             | 2  | 2                  | 1  | 3  | 4     | 2                  | 7        | 0  | 2 | 0 | 0   | 34       |
| 24                  | King, Joey       | f                     | 4  | 11                | 3 | 8             | 0  | 0                  | 2  | 0  | 2     | 3                  | 11       | 0  | 0 | 1 | 0   | 24       |
| 23                  | Buggs, Charles   | f                     | 0  | 1                 | 0 | 1             | 0  | 0                  | 0  | 3  | 3     | 3                  | 0        | 0  | 0 | 0 | 0   | 18       |
| 55                  | Eliason, Elliott | c                     | 0  | 0                 | 0 | 0             | 0  | 1                  | 0  | 0  | 0     | 4                  | 0        | 0  | 1 | 0 | 0   | 15       |
| 02                  | Mason, Nate      | g                     | 7  | 12                | 1 | 3             | 2  | 3                  | 2  | 2  | 4     | 0                  | 17       | 4  | 0 | 0 | 3   | 33       |
| 11                  | Morris, Carlos   |                       | 7  | 13                | 2 | 4             | 4  | 4                  | 3  | 2  | 5     | 2                  | 20       | 3  | 2 | 0 | 1   | 25       |
| 15                  | Walker, Maurice  |                       | 3  | 4                 | 0 | 0             | 3  | 4                  | 2  | 5  | 7     | 4                  | 9        | 2  | 1 | 0 | 2   | 24       |
| 04                  | Mathieu, DeAndre |                       | 4  | 6                 | 2 | 2             | 1  | 2                  | 1  | 0  | 1     | 1                  | 11       | 5  | 3 | 0 | 0   | 27       |
| Team                |                  |                       |    |                   |   |               |    |                    | 3  | 1  | 4     |                    |          |    |   |   |     |          |
| Totals              |                  |                       | 27 | 59                | 9 | 25            | 12 | 16                 | 14 | 16 | 30    | 19                 | 75       | 14 | 9 | 1 | 6   | 200      |
| Total FG%           |                  | 1st Half: 9-30 (30.0) |    | 2nd: 18-29 (62.1) |   | OT: 0-0 (0.0) |    |                    |    |    |       | Game: 27-59 (45.8) |          |    |   |   |     | Deadball |
| 3 PT FG%            |                  | 1st Half: 3-14 (21.4) |    | 2nd: 6-11 (54.5)  |   | OT: 0-0 (0.0) |    |                    |    |    |       | Game: 9-25 (36.0)  |          |    |   |   |     | Rebounds |
| FT%                 |                  | 1st Half: 6-8 (75.0)  |    | 2nd: 6-8 (75.0)   |   | OT: 0-0 (0.0) |    |                    |    |    |       | Game: 12-16 (75.0) |          |    |   |   |     | 2        |

Officials: Larry Sciotto, DJ Carstensen, Kelly Pfeiffer  
Technical: Iowa-None Minnesota-None  
Attendance: 12,401

| Scoring By Periods | 1  | 2  | Total |
|--------------------|----|----|-------|
| Iowa               | 38 | 39 | 77    |
| Minnesota          | 27 | 48 | 75    |

| Other Stats                                 | MINN                  | IOWA                  |                          |
|---|-----------------------|-----------------------|--------------------------|
| Biggest Lead (first time - number of times) | 4 (P-2 3:11 - 1)      | 17 (P-2 16:07 - 1)    | Number Of Ties 2         |
| Shots In The Paint                          | 16/25 = 32 Pts        | 13/25 = 26 Pts        | Number Of Lead Changes 2 |
| Points Off Turnovers                        | 16                    | 4                     |                          |
| Points Off Offensive Rebounds               | 8                     | 17                    |                          |
| Fast Break Points                           | 7                     | 4                     |                          |
| 1st Shot of Bonus FT                        | 1/3                   | 1/1                   |                          |
| Longest FG Drought (Period-Times)           | 3:51 (P-1 12:34-8:43) | 4:10 (P-1 13:38-6:28) |                          |
| Bench Points                                | 40                    | 15                    |                          |

VS Basketball-Licensed to: University of Minnesota

MINNESOTA 89, RUTGERS 80  
WILLIAMS ARENA — JAN. 17, 2015

Rutgers 10-9, 2-4

| No        | Name               | FG                     | Total             | 3-Pt | FG FGA        | FT | FTA                | Rebounds | OF       | DF | TOT | PF | TP | A  | TO | BLK | S | MIN |
|-----------|--------------------|------------------------|-------------------|------|---------------|----|--------------------|----------|----------|----|-----|----|----|----|----|-----|---|-----|
| 11        | Jack, Kadeem       | f                      | 8                 | 18   | 0             | 2  | 3                  | 4        | 3        | 2  | 5   | 2  | 19 | 1  | 1  | 0   | 2 | 36  |
| 10        | Elou, Junior       | f                      | 4                 | 4    | 0             | 0  | 1                  | 1        | 3        | 7  | 10  | 1  | 9  | 0  | 2  | 0   | 0 | 33  |
| 35        | Lewis, Greg        | f                      | 2                 | 3    | 0             | 0  | 1                  | 2        | 2        | 4  | 6   | 2  | 5  | 0  | 1  | 0   | 1 | 21  |
| 02        | Daniels, Bishop    | g                      | 5                 | 7    | 0             | 0  | 3                  | 4        | 1        | 2  | 3   | 3  | 13 | 4  | 4  | 0   | 0 | 29  |
| 04        | Mack, Myles        | g                      | 7                 | 14   | 4             | 7  | 8                  | 9        | 1        | 5  | 6   | 2  | 26 | 8  | 7  | 0   | 2 | 39  |
| 22        | Foreman, D.J.      |                        | 1                 | 3    | 0             | 0  | 0                  | 0        | 1        | 1  | 2   | 1  | 2  | 0  | 2  | 0   | 0 | 9   |
| 05        | Williams, Mike     |                        | 3                 | 10   | 0             | 3  | 0                  | 0        | 1        | 1  | 2   | 4  | 6  | 1  | 2  | 2   | 1 | 26  |
| 33        | Batie, Khalil      |                        | 0                 | 0    | 0             | 0  | 0                  | 0        | 0        | 0  | 0   | 0  | 0  | 0  | 0  | 0   | 0 | 1   |
| 40        | Doorson, Shaquille |                        | 0                 | 0    | 0             | 0  | 0                  | 0        | 0        | 0  | 0   | 2  | 0  | 0  | 0  | 0   | 0 | 6   |
| Team      |                    |                        |                   |      |               |    |                    |          | 2        | 3  | 5   |    | 0  |    |    |     |   |     |
| Totals    |                    |                        | 30                | 59   | 4             | 12 | 16                 | 20       | 14       | 25 | 39  | 17 | 80 | 14 | 19 | 2   | 6 | 200 |
| Total FG% |                    | 1st Half: 14-31 (45.2) | 2nd: 16-28 (57.1) |      | OT: 0-0 (0.0) |    | Game: 30-59 (50.8) |          | Deadball |    |     |    |    |    |    |     |   |     |
| 3 PT FG%  |                    | 1st Half: 3-10 (30.0)  | 2nd: 1-2 (50.0)   |      | OT: 0-0 (0.0) |    | Game: 4-12 (33.3)  |          | Rebounds |    |     |    |    |    |    |     |   |     |
| FT%       |                    | 1st Half: 6-9 (66.7)   | 2nd: 10-11 (90.9) |      | OT: 0-0 (0.0) |    | Game: 16-20 (80.0) |          | 1        |    |     |    |    |    |    |     |   |     |

| Minnesota 12-7, 1-5 |   |                       |    |                   |    |               |    |                    |    |                    |    |          |    |          |   |     |     |
|---------------------|---|-----------------------|----|-------------------|----|---------------|----|--------------------|----|--------------------|----|----------|----|----------|---|-----|-----|
| No Name             |   | Total FG FGA          |    | 3-Pt FG FGA       |    | FT FTA        |    | Rebounds OF DF TOT |    | PF TP              |    | A TO BLK |    |          | S | MIN |     |
| 01 Hollins, Andre   | g | 11                    | 18 | 7                 | 10 | 2             | 2  | 2                  | 2  | 4                  | 2  | 31       | 2  | 1        | 1 | 0   | 36  |
| 24 King, Joey       | f | 3                     | 6  | 1                 | 4  | 2             | 2  | 1                  | 0  | 1                  | 3  | 9        | 3  | 2        | 0 | 0   | 28  |
| 15 Walker, Maurice  | f | 5                     | 9  | 0                 | 0  | 6             | 7  | 4                  | 5  | 9                  | 4  | 16       | 1  | 2        | 0 | 4   | 19  |
| 11 Morris, Carlos   | g | 6                     | 12 | 0                 | 5  | 0             | 0  | 0                  | 3  | 3                  | 0  | 12       | 4  | 1        | 1 | 2   | 27  |
| 22 Meson, Nate      | g | 3                     | 10 | 2                 | 6  | 2             | 1  | 1                  | 2  | 3                  | 9  | 5        | 1  | 1        | 5 | 35  |     |
| 22 Bugas, Charles   | 1 | 3                     | 0  | 0                 | 0  | 2             | 2  | 0                  | 2  | 2                  | 0  | 0        | 0  | 0        | 0 | 0   | 13  |
| 21 Konate, Bakary   | 1 | 1                     | 0  | 0                 | 0  | 2             | 0  | 0                  | 0  | 3                  | 2  | 1        | 0  | 0        | 0 | 0   | 17  |
| 04 Mathieu, DeAndre | 4 | 0                     | 7  | 0                 | 2  | 0             | 0  | 0                  | 1  | 1                  | 4  | 8        | 3  | 1        | 0 | 0   | 27  |
| 55 Eliason, Elliott | 0 | 0                     | 0  | 0                 | 0  | 0             | 0  | 0                  | 1  | 1                  | 0  | 0        | 0  | 0        | 0 | 0   | 4   |
| Team                |   |                       |    |                   |    |               |    | 2                  |    | 2                  |    | 4        |    | 0        |   | 0   |     |
| Totals              |   | 34                    | 66 | 10                | 28 | 11            | 17 | 10                 | 18 | 28                 | 20 | 89       | 19 | 8        | 3 | 11  | 200 |
| Total FG%           |   |                       |    | 2nd: 18-31 (58.1) |    | OT: 0-0 (0.0) |    |                    |    | Game: 34-66 (51.5) |    |          |    | Deadball |   |     |     |
| 3 PT FG%            |   | 1st Half: 6-16 (37.5) |    | 2nd: 4-12 (33.3)  |    | OT: 0-0 (0.0) |    |                    |    | Game: 10-28 (35.7) |    |          |    | Rebounds |   |     |     |
| FT%                 |   | 1st Half: 4-6 (66.7)  |    | 2nd: 7-11 (63.6)  |    | OT: 0-0 (0.0) |    |                    |    | Game: 11-17 (64.7) |    |          |    | 3        |   |     |     |

# MINNESOTA 79, ILLINOIS 71

## WILLIAMS ARENA — JAN. 24, 2015

# PENN STATE 63, MINNESOTA 58

## UNIVERSITY PARK, PA. (BRYCE JORDAN CENTER) — JAN. 28, 2015

Illinois 13-8, 3-5

| No        | Name                | Total<br>FG FGA        | 3-Pt<br>FG FGA    | FT FTA        | Rebounds<br>OF DF TOT | PF    | TP       | A   | TO | BLK | S | MIN |
|-----------|---------------------|------------------------|-------------------|---------------|-----------------------|-------|----------|-----|----|-----|---|-----|
| 12        | Black, Leron        | f 1 6                  | 0 0               | 0 0           | 5 4 9                 | 4     | 2        | 0   | 3  | 0   | 1 | 21  |
| 32        | Egwu, Nnanna        | f 2 6                  | 1 2               | 2 2           | 1 3 4                 | 3     | 7        | 0   | 1  | 2   | 3 | 27  |
| 21        | Hill, Malcolm       | g 5 17                 | 4 8               | 4 4           | 2 1 3                 | 1     | 18       | 1   | 3  | 0   | 2 | 36  |
| 25        | Nunn, Kendrick      | g 6 14                 | 4 6               | 2 3           | 1 2 3                 | 4     | 18       | 1   | 1  | 1   | 0 | 38  |
| 01        | Tate, Jaylon (0:02) | g 3 5                  | 0 1               | 5 5           | 0 3 3                 | 5     | 11       | 9   | 0  | 1   | 0 | 31  |
| 03        | Starks, Ahmad       | g 3 10                 | 2 7               | 0 0           | 0 0 0                 | 2     | 8        | 1   | 1  | 0   | 1 | 30  |
| 22        | Morgan, Maverick    | g 3 3                  | 0 0               | 1 2           | 3 1 4                 | 2     | 7        | 0   | 0  | 0   | 1 | 13  |
| 10        | LaTulip, Mike       | g 0 0                  | 0 0               | 0 0           | 0 1 1                 | 0     | 0        | 0   | 1  | 0   | 0 | 4   |
| Team      |                     |                        |                   |               | 3 0 3                 | 0     | 0        | 0   | 0  | 0   | 0 |     |
| Totals    |                     | 23 61                  | 11 24             | 14 16         | 15 15 30              | 21 71 | 12 10    | 4 8 | 8  | 200 |   |     |
| Total FG% |                     | 1st Half: 10-31 (32.3) | 2nd: 13-30 (43.3) | OT: 0-0 (0.0) | Game: 23-61 (37.7)    |       | Deadball |     |    |     |   |     |
| 3 PT FG%  |                     | 1st Half: 5-11 (45.5)  | 2nd: 6-13 (46.2)  | OT: 0-0 (0.0) | Game: 11-24 (45.8)    |       | Rebounds |     |    |     |   |     |
| FT%       |                     | 1st Half: 5-7 (71.4)   | 2nd: 9-9 (100.0)  | OT: 0-0 (0.0) | Game: 14-16 (87.5)    |       | 1        |     |    |     |   |     |

Minnesota 13-8, 2-6

| No        | Name             | Total<br>FG FGA        | 3-Pt<br>FG FGA    | FT FTA        | Rebounds<br>OF DF TOT | PF    | TP       | A   | TO  | BLK | S | MIN |
|-----------|------------------|------------------------|-------------------|---------------|-----------------------|-------|----------|-----|-----|-----|---|-----|
| 01        | Hollins, Andre   | g 10 15                | 5 7               | 3 6           | 1 2 3                 | 0     | 28       | 5   | 1   | 2   | 1 | 35  |
| 24        | King, Joey       | f 1 7                  | 0 4               | 1 1           | 1 6 7                 | 3     | 3        | 3   | 2   | 0   | 0 | 32  |
| 15        | Walker, Maurice  | f 5 8                  | 0 0               | 2 2           | 5 8 13                | 4     | 12       | 1   | 3   | 0   | 3 | 29  |
| 11        | Morris, Carlos   | g 4 4                  | 3 3               | 5 6           | 0 2 2                 | 3     | 16       | 0   | 1   | 0   | 0 | 23  |
| 04        | Mathieu, DeAndre | g 1 4                  | 0 0               | 3 4           | 2 0 2                 | 2     | 5        | 3   | 2   | 0   | 1 | 31  |
| 02        | Mason, Nate      | g 1 7                  | 1 4               | 7 8           | 1 2 3                 | 0     | 10       | 6   | 2   | 0   | 0 | 28  |
| 41        | Diedhiou, Gaston | g 0 0                  | 0 0               | 0 0           | 0 0 0                 | 0     | 0        | 0   | 0   | 0   | 0 | 1   |
| 21        | Konate, Bakary   | g 1 1                  | 0 0               | 1 2           | 0 2 2                 | 3     | 3        | 0   | 1   | 0   | 1 | 10  |
| 23        | Buggs, Charles   | g 1 5                  | 0 2               | 0 0           | 2 1 3                 | 3     | 2        | 0   | 0   | 0   | 0 | 10  |
| 55        | Eliason, Elliott | g 0 0                  | 0 0               | 0 0           | 0 0 0                 | 0     | 0        | 0   | 0   | 0   | 0 | 1   |
| Team      |                  |                        |                   |               | 2 1 3                 | 0     | 1        | 0   | 0   | 0   | 0 |     |
| Totals    |                  | 24 51                  | 9 20              | 22 29         | 14 24 38              | 18 79 | 18 13    | 2 6 | 200 |     |   |     |
| Total FG% |                  | 1st Half: 10-23 (43.5) | 2nd: 14-28 (50.0) | OT: 0-0 (0.0) | Game: 24-51 (47.1)    |       | Deadball |     |     |     |   |     |
| 3 PT FG%  |                  | 1st Half: 6-14 (42.9)  | 2nd: 3-6 (50.0)   | OT: 0-0 (0.0) | Game: 9-20 (45.0)     |       | Rebounds |     |     |     |   |     |
| FT%       |                  | 1st Half: 7-8 (87.5)   | 2nd: 15-21 (71.4) | OT: 0-0 (0.0) | Game: 22-29 (75.9)    |       | 5        |     |     |     |   |     |

Officials: Mike Eades, Larry Sciotto, Chris Beaver  
Technical: Illinois-None Minnesota-None  
Attendance: 13,421

| Scoring By Periods | 1  | 2  | Total |
|--------------------|----|----|-------|
| Illinois           | 30 | 41 | 71    |
| Minnesota          | 33 | 46 | 79    |

|  |                        |                       |                        |    |
|--|------------------------|-----------------------|------------------------|----|
| Other Stats  | MINN                   | ILL                   |                        |    |
| Biggest Lead (first time - number of times)        | 15 (P-2 5:56 - 1)      | 3 (P-1 19:26 - 3)     | Number Of Ties         | 10 |
| Shots In The Paint                                 | 12/23 = 52.2%          | 9/23 = 39.1%          | Number Of Lead Changes | 21 |
| Points Off Turnovers                               | 12                     | 15                    |                        |    |
| Points Off Opposite Rebounds                       | 18                     | 15                    |                        |    |
| Fast Break Points                                  | 5                      | 5                     |                        |    |
| 1st Shot of Bonus FT                               | 1/1                    | 1/1                   |                        |    |
| Longest FG Drought (Period-Times)                  | 3:33 (P-2 18:05-14:32) | 5:01 (P-2 12:29-7:28) |                        |    |
| Bench Points                                       | 15                     | 15                    |                        |    |
| VS Basketball-Licensed to: University of Minnesota |                        |                       |                        |    |

# MINNESOTA 60, NEBRASKA 42

## WILLIAMS ARENA — JAN. 31, 2015

Nebraska 12-9, 4-5

| No        | Name              | Total<br>FG FGA       | 3-Pt<br>FG FGA    | FT FTA        | Rebounds<br>OF DF TOT | PF    | TP       | A   | TO  | BLK | S | MIN |
|-----------|-------------------|-----------------------|-------------------|---------------|-----------------------|-------|----------|-----|-----|-----|---|-----|
| 35        | Pitchford, Walter | 2 7                   | 0 3               | 0 0           | 2 3 5                 | 1     | 4        | 1   | 1   | 1   | 0 | 29  |
| 31        | Shields, Shavon   | 4 15                  | 1 7               | 2 2           | 0 5 5                 | 2     | 11       | 1   | 6   | 1   | 1 | 38  |
| 05        | Petteway, Terran  | 4 8                   | 1 4               | 1 1           | 1 2 3                 | 3     | 10       | 5   | 1   | 0   | 1 | 33  |
| 02        | Rivers, David     | 0 2                   | 0 0               | 0 0           | 1 0 1                 | 2     | 0        | 1   | 1   | 0   | 1 | 13  |
| 03        | Parker, Benny     | 1 1                   | 0 0               | 0 0           | 1 2 3                 | 1     | 2        | 2   | 1   | 0   | 2 | 17  |
| 11        | Smith, Tanin      | 2 6                   | 1 3               | 1 2           | 0 6 6                 | 1     | 6        | 1   | 3   | 1   | 0 | 24  |
| 00        | Webster, Tai      | 2 5                   | 1 3               | 0 0           | 1 1 2                 | 4     | 5        | 3   | 1   | 0   | 0 | 29  |
| 21        | Smith, Leslee     | 2 2                   | 0 0               | 0 0           | 1 1 2                 | 1     | 4        | 0   | 2   | 2   | 0 | 9   |
| 12        | Abraham, Moses    | 0 0                   | 0 0               | 0 0           | 1 0 1                 | 0     | 0        | 0   | 2   | 0   | 0 | 2   |
| 23        | Fuller, Nick      | 0 0                   | 0 0               | 0 0           | 0 0 0                 | 1     | 0        | 0   | 0   | 0   | 0 | 3   |
| 10        | Menke, Trevor     | 0 0                   | 0 0               | 0 0           | 0 0 0                 | 0     | 0        | 0   | 0   | 0   | 0 | 1   |
| 44        | Kurkowski, Kye    | 0 0                   | 0 0               | 0 0           | 0 0 0                 | 0     | 0        | 0   | 0   | 0   | 0 | 1   |
| 24        | Hammond, Jake     | 0 0                   | 0 0               | 0 0           | 0 0 0                 | 0     | 0        | 0   | 0   | 0   | 0 | 1   |
| Team      |                   |                       |                   |               | 1 1 2                 | 0     | 2        | 0   | 0   | 0   | 0 |     |
| Totals    |                   | 17 46                 | 4 20              | 4 5           | 9 21 30               | 16 42 | 14 20    | 5 5 | 200 |     |   |     |
| Total FG% |                   | 1st Half: 6-21 (28.6) | 2nd: 11-25 (44.0) | OT: 0-0 (0.0) | Game: 17-46 (37.0)    |       | Deadball |     |     |     |   |     |
| 3 PT FG%  |                   | 1st Half: 2-9 (22.2)  | 2nd: 2-11 (18.2)  | OT: 0-0 (0.0) | Game: 4-20 (20.0)     |       | Rebounds |     |     |     |   |     |
| FT%       |                   | 1st Half: 2-2 (100.0) | 2nd: 2-3 (66.7)   | OT: 0-0 (0.0) | Game: 4-5 (80.0)      |       | 1        |     |     |     |   |     |

Minnesota 14-9, 3-7

| No        | Name              | Total<br>FG FGA       | 3-Pt<br>FG FGA    | FT FTA        | Rebounds<br>OF DF TOT | PF    | TP       | A    | TO  | BLK | S | MIN |
|-----------|-------------------|-----------------------|-------------------|---------------|-----------------------|-------|----------|------|-----|-----|---|-----|
| 01        | Hollins, Andre    | g 4 7                 | 2 4               | 2 2           | 1 4 5                 | 1     | 12       | 6    | 1   | 2   | 1 | 35  |
| 24        | King, Joey        | f 3 8                 | 1 5               | 2 2           | 1 2 3                 | 1     | 9        | 1    | 2   | 0   | 1 | 33  |
| 15        | Walker, Maurice   | f 7 10                | 0 0               | 5 5           | 1 7 8                 | 1     | 19       | 1    | 2   | 2   | 3 | 29  |
| 11        | Morris, Carlos    | g 1 5                 | 0 0               | 1 2           | 1 1 2                 | 1     | 3        | 2    | 4   | 1   | 2 | 21  |
| 04        | Mathieu, DeAndre  | g 3 7                 | 0 1               | 1 2           | 0 2 2                 | 3     | 7        | 2    | 0   | 1   | 2 | 37  |
| 55        | Eliason, Elliott  | g 1 4                 | 0 0               | 0 0           | 3 0 3                 | 2     | 2        | 0    | 1   | 0   | 0 | 10  |
| 02        | Mason, Nate       | 2 6                   | 1 3               | 3 4           | 0 0 0                 | 2     | 8        | 1    | 1   | 0   | 1 | 25  |
| 23        | Buggs, Charles    | 0 1                   | 0 0               | 0 0           | 0 0 0                 | 1     | 0        | 0    | 0   | 0   | 0 | 6   |
| 21        | Konate, Bakary    | 0 0                   | 0 0               | 0 0           | 0 0 0                 | 0     | 0        | 0    | 0   | 0   | 0 | 1   |
| 12        | Shell, Kendal     | 0 0                   | 0 0               | 0 0           | 0 0 0                 | 0     | 0        | 0    | 0   | 0   | 0 | 1   |
| 25        | Lukashewich, Mike | 0 0                   | 0 0               | 0 0           | 0 0 0                 | 0     | 0        | 0    | 0   | 0   | 0 | 1   |
| 41        | Diedhiou, Gaston  | 0 0                   | 0 0               | 0 0           | 0 0 0                 | 0     | 0        | 0    | 0   | 0   | 0 | 1   |
| Team      |                   |                       |                   |               | 0 4 4                 | 0     | 1        | 0    | 0   | 0   | 0 |     |
| Totals    |                   | 21 48                 | 4 13              | 14 17         | 7 20 27               | 12 60 | 13 12    | 6 10 | 200 |     |   |     |
| Total FG% |                   | 1st Half: 9-28 (32.1) | 2nd: 12-20 (60.0) | OT: 0-0 (0.0) | Game: 21-48 (43.8)    |       | Deadball |      |     |     |   |     |
| 3 PT FG%  |                   | 1st Half: 2-9 (22.2)  | 2nd: 2-4 (50.0)   | OT: 0-0 (0.0) | Game: 4-13 (30.8)     |       | Rebounds |      |     |     |   |     |
| FT%       |                   | 1st Half: 3-4 (75.0)  | 2nd: 11-13 (84.6) | OT: 0-0 (0.0) | Game: 14-17 (82.4)    |       | 2        |      |     |     |   |     |

Officials: Lamont Simpson, Bill Ek, Rob Kueneman  
Technical: Nebraska-None Minnesota-None  
Attendance: 13,253

| Scoring By Periods | 1  | 2  | Total |
|--------------------|----|----|-------|
| Nebraska           | 16 | 26 | 42    |
| Minnesota          | 23 | 37 | 60    |

VS Basketball-Licensed to: University of Minnesota

Minnesota 58 • 13-9, 2-7

| ##              | Player           | Total<br>FG-FGA | 3-Ptr<br>FG-FGA       | FT-FTA            | Rebounds<br>Off Def Tot | PF | TP | A     | TO  | Blk | Stl | Min |
|-----------------|------------------|-----------------|-----------------------|-------------------|-------------------------|----|----|-------|-----|-----|-----|-----|
| 15              | Walker, Maurice  | f 4-10          | 0-0                   | 1-1               | 1 3 4                   | 4  | 9  | 0     | 5   | 1   | 0   | 24  |
| 24              | King, Joey       | f 2-6           | 1-3                   | 2-2               | 1 0 1                   | 4  | 7  | 1     | 2   | 0   | 0   | 19  |
| 01              | Hollins, Andre   | g 6-10          | 4-8                   | 1-1               | 0 3 3                   | 2  | 17 | 1     | 3   | 0   | 1   | 37  |
| 02              | Mathieu, DeAndre | g 1-7           | 0-3                   | 1-2               | 1 1 2                   | 2  | 3  | 3     | 0   | 0   | 3   | 35  |
| 11              | Morris, Carlos   | g 2-10          | 0-4                   | 0-0               | 0 4 4                   | 0  | 4  | 3     | 4   | 1   | 2   | 30  |
| 02              | Mason, Nate      | g 2-8           | 1-3                   | 0-0               | 0 1 1                   | 2  | 5  | 1     | 1   | 0   | 2   | 18  |
| 21              | Konate, Bakary   | g 0-0           | 0-0                   | 1-2               | 0 0 0                   | 1  | 1  | 0     | 0   | 0   | 0   | 2   |
| 23              | Buggs, Charles   | g 3-5           | 0-1                   | 0-0               | 2 3 5                   | 1  | 6  | 1     | 0   | 1   | 0   | 21  |
| 55              | Eliason, Elliott | g 3-3           | 0-0                   | 0-0               | 1 4 5                   | 2  | 6  | 3     | 0   | 1   | 0   | 14  |
| Team            |                  |                 |                       |                   | 3 0 3                   |    |    |       |     |     |     |     |
| Totals          |                  | 23-59           | 6-22                  | 6-8               | 9 19 28                 | 18 | 58 | 13 15 | 4 8 | 200 |     |     |
| FG % 1st Half:  |                  | 9-30 30.0%      | 2nd half: 14-29 48.3% | Game: 23-59 39.0% | Deadball                |    |    |       |     |     |     |     |
| 3FG % 1st Half: |                  | 3-10 30.0%      | 2nd half: 3-12 25.0%  | Game: 6-22 27.3%  | Rebounds                |    |    |       |     |     |     |     |
| FT % 1st Half:  |                  | 2-3 66.7%       | 2nd half: 4-5 80.0%   | Game: 6-8 75.0%   | 3                       |    |    |       |     |     |     |     |

Penn State 63 • 14-7, 2-6

| #   | Player            | Total  |        | 3-Ptr  | Rebounds |     |     | PF | TP | A  | TO | Blk | Stl | Min |     |
|---|-------------------|--------|--------|--------|----------|-----|-----|----|----|----|----|-----|-----|-----|-----|
|   |                   | FG-FGA | FG-FGA | FT-FTA | Off      | Def | Tot |    |    |    |    |     |     |     |     |
| 05  | Jack, Donovan     | f      | 1-4    | 0-1    | 4-4      | 1   | 1   | 2  | 1  | 6  | 0  | 0   | 4   | 0   | 18  |
| 43  | Travis, Ross      | f      | 3-8    | 0-0    | 0-0      | 0   | 4   | 4  | 2  | 6  | 1  | 1   | 0   | 1   | 26  |
| 02  | Newbill, D.J.     | g      | 4-15   | 0-3    | 4-5      | 2   | 9   | 11 | 1  | 12 | 5  | 6   | 1   | 3   | 37  |
| 13  | Thorpe, Geno      | g      | 2-6    | 2-2    | 3-4      | 1   | 3   | 4  | 2  | 9  | 4  | 1   | 1   | 3   | 28  |
| 33  | Garner, Shep      | g      | 1-4    | 0-2    | 1-2      | 1   | 1   | 2  | 2  | 3  | 3  | 3   | 0   | 2   | 30  |
| 00  | Banks, Payton     |        | 3-6    | 3-6    | 0-0      | 0   | 3   | 3  | 1  | 9  | 0  | 1   | 0   | 0   | 15  |
| 03  | Foster, Devin     |        | 3-3    | 0-0    | 2-2      | 1   | 1   | 2  | 1  | 8  | 1  | 2   | 0   | 0   | 23  |
| 32  | Dickerson, Jordan |        | 2-2    | 0-0    | 2-4      | 1   | 2   | 3  | 0  | 6  | 0  | 0   | 3   | 1   | 16  |
| 44  | Moore, Julian     |        | 2-2    | 0-0    | 0-0      | 1   | 0   | 1  | 2  | 4  | 0  | 0   | 0   | 0   | 7   |
| Team  |                   |        |        |        |          | 3   | 1   | 4  |    |    |    | 2   |     |     |     |
| Totals  |                   |        | 21-50  | 5-14   | 16-21    | 11  | 25  | 36 | 12 | 63 | 14 | 16  | 9   | 10  | 200 |
| FG % 1st Half: 11-27 40.7% 2nd half: 10-23 43.5% Game: 21-50 42.0% Deadball |                   |        |        |        |          |     |     |    |    |    |    |     |     |     |     |
| 3FG % 1st Half: 5-9 55.6% 2nd half: 0-5 0.0% Game: 5-14 35.7% Rebounds      |                   |        |        |        |          |     |     |    |    |    |    |     |     |     |     |
| FT % 1st Half: 6-6 100.0 2nd half: 10-15 66.7% Game: 16-21 76.2% 4,1        |                   |        |        |        |          |     |     |    |    |    |    |     |     |     |     |

# Minnesota Basketball

## 2014-15 Game by Game Summary as of Sat, Jan 31, 2015

\* Conference Games

| Opponent             | Date   | Total  |       | 3 Pt   |       | FT-FTA | Pct   | Rebounds |     |     | PF | DQ | A  | TO | BLK | STL | Pts By Period |
|----------------------|--------|--------|-------|--------|-------|--------|-------|----------|-----|-----|----|----|----|----|-----|-----|---------------|
|                      |        | FG-FGA | Pct   | FG-FGA | Pct   |        |       | Off      | Def | Tot |    |    |    |    |     |     |               |
| Minnesota            | Nov 14 | 22-55  | 0.400 | 4-18   | 0.222 | 20-33  | 0.606 | 9        | 26  | 35  | 32 | 0  | 12 | 18 | 0   | 6   | 68 30-38      |
| Louisville           |        | 23-50  | 0.460 | 6-16   | 0.375 | 29-42  | 0.690 | 8        | 29  | 37  | 28 | 1  | 11 | 15 | 1   | 11  | 81 43-38      |
| at Minnesota         | Nov 18 | 29-67  | 0.433 | 8-22   | 0.364 | 10-19  | 0.526 | 9        | 32  | 41  | 17 | 0  | 19 | 11 | 5   | 17  | 76 46-30      |
| Western Ky.          |        | 18-57  | 0.316 | 8-28   | 0.286 | 10-12  | 0.833 | 8        | 34  | 42  | 20 | 1  | 14 | 25 | 2   | 4   | 54 28-26      |
| at Minnesota         | Nov 20 | 42-72  | 0.583 | 11-15  | 0.733 | 14-24  | 0.583 | 18       | 28  | 46  | 15 | 0  | 28 | 11 | 3   | 15  | 109 55-54     |
| Franklin Pierce      |        | 21-65  | 0.323 | 7-27   | 0.259 | 8-12   | 0.667 | 19       | 18  | 37  | 19 | -  | 13 | 24 | 3   | 8   | 57 31-26      |
| at Minnesota         | Nov 22 | 28-70  | 0.400 | 6-23   | 0.261 | 7-14   | 0.500 | 19       | 24  | 43  | 21 | 0  | 22 | 8  | 6   | 13  | 69 32-37      |
| UMBC                 |        | 17-45  | 0.378 | 6-15   | 0.400 | 11-22  | 0.500 | 12       | 28  | 40  | 19 | -  | 15 | 23 | 6   | 1   | 51 26-25      |
| Minnesota            | Nov 26 | 23-64  | 0.359 | 6-19   | 0.316 | 9-16   | 0.562 | 13       | 26  | 39  | 24 | 0  | 12 | 20 | 7   | 7   | 61 40-21      |
| at St. John's (N.Y.) |        | 23-58  | 0.397 | 2-13   | 0.154 | 22-37  | 0.595 | 18       | 33  | 51  | 17 | 1  | 9  | 18 | 6   | 16  | 70 31-39      |
| Minnesota            | Nov 28 | 22-52  | 0.423 | 10-22  | 0.455 | 12-23  | 0.522 | 11       | 19  | 30  | 21 | 1  | 15 | 13 | 3   | 8   | 66 37-29      |
| Georgia              |        | 22-48  | 0.458 | 3-14   | 0.214 | 15-21  | 0.714 | 10       | 27  | 37  | 22 | 1  | 14 | 18 | 3   | 6   | 62 25-37      |
| Minnesota            | Dec 02 | 30-61  | 0.492 | 12-24  | 0.500 | 12-14  | 0.857 | 10       | 27  | 37  | 22 | 0  | 18 | 20 | 3   | 14  | 84 32-52      |
| at Wake Forest       |        | 22-54  | 0.407 | 7-19   | 0.368 | 18-31  | 0.581 | 10       | 21  | 31  | 15 | -  | 9  | 18 | 2   | 13  | 69 31-38      |
| at Minnesota         | Dec 05 | 31-54  | 0.574 | 7-16   | 0.438 | 15-23  | 0.652 | 9        | 17  | 26  | 15 | 0  | 23 | 14 | 3   | 12  | 84 39-45      |
| Western Caro.        |        | 26-56  | 0.464 | 8-22   | 0.364 | 4-5    | 0.800 | 14       | 20  | 34  | 23 | -  | 16 | 24 | 3   | 9   | 64 38-26      |
| at Minnesota         | Dec 08 | 36-60  | 0.600 | 7-14   | 0.500 | 13-17  | 0.765 | 6        | 23  | 29  | 23 | 0  | 25 | 12 | 6   | 14  | 92 43-49      |
| North Dakota         |        | 18-51  | 0.353 | 6-16   | 0.375 | 14-22  | 0.636 | 12       | 21  | 33  | 22 | -  | 13 | 25 | 3   | 3   | 56 26-30      |
| at Minnesota         | Dec 10 | 29-53  | 0.547 | 7-13   | 0.538 | 20-29  | 0.690 | 9        | 28  | 37  | 15 | 0  | 23 | 16 | 6   | 11  | 85 46-39      |
| Southern U.          |        | 24-60  | 0.400 | 5-14   | 0.357 | 4-10   | 0.400 | 12       | 21  | 33  | 26 | -  | 19 | 20 | 2   | 10  | 57 23-34      |
| at Minnesota         | Dec 19 | 33-60  | 0.550 | 9-25   | 0.360 | 17-23  | 0.739 | 10       | 26  | 36  | 21 | 1  | 24 | 11 | 6   | 16  | 92 43-49      |
| Seattle              |        | 18-49  | 0.367 | 5-19   | 0.263 | 16-23  | 0.696 | 10       | 20  | 30  | 20 | -  | 11 | 21 | 2   | 3   | 57 21-36      |
| at Minnesota         | Dec 22 | 32-61  | 0.525 | 6-19   | 0.316 | 16-26  | 0.615 | 15       | 23  | 38  | 12 | 0  | 17 | 14 | 4   | 15  | 86 40-46      |
| Furman               |        | 28-59  | 0.475 | 12-26  | 0.462 | 8-11   | 0.727 | 10       | 21  | 31  | 22 | -  | 16 | 19 | 6   | 10  | 76 33-43      |
| at Minnesota         | Dec 27 | 40-67  | 0.597 | 10-16  | 0.625 | 18-21  | 0.857 | 8        | 19  | 27  | 15 | 0  | 25 | 8  | 4   | 13  | 108 54-54     |
| UNC Wilmington       |        | 31-66  | 0.470 | 10-24  | 0.417 | 10-12  | 0.833 | 17       | 22  | 39  | 18 | -  | 19 | 20 | 7   | 5   | 82 38-44      |
| Minnesota            | Dec 31 | 23-53  | 0.434 | 8-16   | 0.500 | 14-20  | 0.700 | 11       | 20  | 31  | 22 | 0  | 15 | 13 | 3   | 6   | 68 36-32      |
| at Purdue*           |        | 23-52  | 0.442 | 4-11   | 0.364 | 22-27  | 0.815 | 11       | 21  | 32  | 17 | -  | 20 | 12 | 3   | 3   | 72 25-47      |
| Minnesota            | Jan 03 | 22-65  | 0.338 | 3-22   | 0.136 | 11-21  | 0.524 | 15       | 20  | 35  | 19 | 1  | 5  | 12 | 4   | 9   | 58 33-25      |
| at Maryland*         |        | 21-50  | 0.420 | 8-26   | 0.308 | 20-28  | 0.714 | 12       | 32  | 44  | 16 | -  | 13 | 19 | 9   | 7   | 70 36-34      |
| at Minnesota         | Jan 06 | 27-60  | 0.450 | 7-19   | 0.368 | 11-15  | 0.733 | 12       | 23  | 35  | 13 | 0  | 14 | 14 | 2   | 11  | 72 29-37-6    |
| Ohio State*          |        | 31-61  | 0.508 | 6-16   | 0.375 | 6-12   | 0.500 | 12       | 22  | 34  | 18 | -  | 23 | 14 | 8   | 10  | 74 41-25-8    |
| Minnesota            | Jan 10 | 19-49  | 0.388 | 8-22   | 0.364 | 11-20  | 0.550 | 15       | 22  | 37  | 15 | 0  | 10 | 17 | 1   | 6   | 57 27-30      |
| at Michigan*         |        | 21-52  | 0.404 | 4-18   | 0.222 | 16-20  | 0.800 | 10       | 21  | 31  | 14 | -  | 9  | 9  | 2   | 9   | 62 25-37      |
| at Minnesota         | Jan 13 | 27-59  | 0.458 | 9-25   | 0.360 | 12-16  | 0.750 | 14       | 16  | 30  | 19 | 0  | 14 | 9  | 1   | 6   | 75 27-48      |
| Iowa*                |        | 25-48  | 0.521 | 8-16   | 0.500 | 19-27  | 0.704 | 13       | 20  | 33  | 17 | -  | 16 | 14 | 9   | 7   | 77 38-39      |
| at Minnesota         | Jan 17 | 34-66  | 0.515 | 10-28  | 0.357 | 11-17  | 0.647 | 10       | 18  | 28  | 20 | 0  | 19 | 8  | 3   | 11  | 89 42-47      |
| Rutgers*             |        | 30-59  | 0.508 | 4-12   | 0.333 | 16-20  | 0.800 | 14       | 25  | 39  | 17 | -  | 14 | 19 | 2   | 6   | 80 37-43      |
| Minnesota            | Jan 20 | 16-52  | 0.308 | 8-20   | 0.400 | 9-19   | 0.474 | 9        | 27  | 36  | 22 | 0  | 9  | 16 | 2   | 9   | 49 25-24      |
| at Nebraska*         |        | 17-42  | 0.405 | 4-19   | 0.211 | 14-21  | 0.667 | 3        | 34  | 37  | 21 | -  | 12 | 15 | 1   | 6   | 52 24-28      |
| at Minnesota         | Jan 24 | 24-51  | 0.471 | 9-20   | 0.450 | 22-29  | 0.759 | 14       | 24  | 38  | 18 | 0  | 18 | 13 | 2   | 6   | 79 33-46      |
| Illinois*            |        | 23-61  | 0.377 | 11-24  | 0.458 | 14-16  | 0.875 | 15       | 15  | 30  | 21 | -  | 12 | 10 | 4   | 8   | 71 30-41      |
| Minnesota            | Jan 28 | 23-59  | 0.390 | 6-22   | 0.273 | 6-8    | 0.750 | 9        | 19  | 28  | 18 | 0  | 13 | 15 | 4   | 8   | 58 23-35      |
| at Penn State*       |        | 21-50  | 0.420 | 5-14   | 0.357 | 16-21  | 0.762 | 11       | 25  | 36  | 12 | -  | 14 | 16 | 9   | 10  | 63 33-30      |
| at Minnesota         | Jan 31 | 21-48  | 0.438 | 4-13   | 0.308 | 14-17  | 0.824 | 7        | 20  | 27  | 12 | 0  | 13 | 12 | 6   | 10  | 60 23-37      |
| Nebraska*            |        | 17-46  | 0.370 | 4-20   | 0.200 | 4-5    | 0.800 | 9        | 21  | 30  | 16 | -  | 14 | 20 | 5   | 5   | 42 16-26      |



**Minnesota Basketball**  
**2014-15 Team Highs & Lows as of Sat, Jan 31, 2015**  
**All Games**  
**Minnesota**

| Statistic  | Highs | Date   | Opponent                | Statistic  | Lows  | Date   | Opponent                       |
|------------|-------|--------|-------------------------|------------|-------|--------|--------------------------------|
| Points     | 109   | Nov 20 | Franklin Pierce         | Points     | 49    | Jan 20 | at Nebraska                    |
| FG Made    | 42    | Nov 20 | Franklin Pierce         | FG Made    | 16    | Jan 20 | at Nebraska                    |
| FG Attempt | 72    | Nov 20 | Franklin Pierce         | FG Attempt | 48    | Jan 31 | Nebraska                       |
| FG %       | 0.600 | Dec 08 | North Dakota (36-60)    | FG %       | 0.308 | Jan 20 | at Nebraska (16-52)            |
| 3FG Made   | 12    | Dec 02 | at Wake Forest          | 3FG Made   | 3     | Jan 03 | at Maryland                    |
| 3FG Att.   | 28    | Jan 17 | Rutgers                 | 3FG Att.   | 13    | Dec 10 | Southern U.                    |
| 3FG %      | 0.733 | Nov 20 | Franklin Pierce (11-15) |            |       | Jan 31 | Nebraska                       |
| FT Made    | 22    | Jan 24 | Illinois                | 3FG %      | 0.136 | Jan 03 | at Maryland (3-22)             |
| FT Attempt | 33    | Nov 14 | vs Louisville           | FT Made    | 6     | Jan 28 | at Penn State                  |
| FT %       | 0.857 | Dec 02 | at Wake Forest (12-14)  | FT Attempt | 8     | Jan 28 | at Penn State                  |
|            |       | Dec 27 | UNC Wilmington (18-21)  | FT %       | 0.474 | Jan 20 | at Nebraska (9-19)             |
| Off. Reb.  | 19    | Nov 22 | UMBC                    | Off. Reb.  | 6     | Dec 08 | North Dakota                   |
| Def. Reb.  | 32    | Nov 18 | Western Ky.             | Def. Reb.  | 16    | Jan 13 | Iowa                           |
| Tot. Reb.  | 46    | Nov 20 | Franklin Pierce         | Tot. Reb.  | 26    | Dec 05 | Western Caro.                  |
| Assist     | 28    | Nov 20 | Franklin Pierce         | Assist     | 5     | Jan 03 | at Maryland                    |
| Turnover   | 20    | Nov 26 | at St. John's (N.Y.)    | Turnover   | 8     | Nov 22 | UMBC                           |
|            |       | Dec 02 | at Wake Forest          |            |       | Dec 27 | UNC Wilmington (3 times total) |
| Block      | 7     | Nov 26 | at St. John's (N.Y.)    | Block      | 0     | Nov 14 | vs Louisville                  |
| Steal      | 17    | Nov 18 | Western Ky.             | Steal      | 6     | Nov 14 | vs Louisville                  |
| Foul       | 32    | Nov 14 | vs Louisville           |            |       | Dec 31 | at Purdue (5 times total)      |
| Foul Out   | 1     | Nov 28 | vs Georgia              | Foul       | 12    | Dec 22 | Furman                         |
|            |       | Dec 19 | Seattle                 |            |       | Jan 31 | Nebraska                       |
|            |       | Jan 03 | at Maryland             | Foul Out   | 0     | Nov 14 | vs Louisville                  |
|            |       |        |                         |            |       | Nov 18 | Western Ky. (20 times total)   |

**Opponents**

| Statistic  | Highs | Date   | Opponent                             | Statistic  | Lows  | Date   | Opponent                       |
|------------|-------|--------|--------------------------------------|------------|-------|--------|--------------------------------|
| Points     | 82    | Dec 27 | UNC Wilmington                       | Points     | 42    | Jan 31 | Nebraska                       |
| FG Made    | 31    | Dec 27 | UNC Wilmington                       | FG Made    | 17    | Nov 22 | UMBC                           |
|            |       | Jan 06 | Ohio State                           |            |       | Jan 20 | at Nebraska (3 times total)    |
| FG Attempt | 66    | Dec 27 | UNC Wilmington                       | FG Attempt | 42    | Jan 20 | at Nebraska                    |
| FG %       | 0.521 | Jan 13 | Iowa (25-48)                         | FG %       | 0.316 | Nov 18 | Western Ky. (18-57)            |
| 3FG Made   | 12    | Dec 22 | Furman                               | 3FG Made   | 2     | Nov 26 | at St. John's (N.Y.)           |
| 3FG Att.   | 28    | Nov 18 | Western Ky.                          | 3FG Att.   | 11    | Dec 31 | at Purdue                      |
| 3FG %      | 0.500 | Jan 13 | Iowa (8-16)                          | 3FG %      | 0.154 | Nov 26 | at St. John's (N.Y.) (2-13)    |
| FT Made    | 29    | Nov 14 | vs Louisville                        | FT Made    | 4     | Dec 05 | Western Caro.                  |
| FT Attempt | 42    | Nov 14 | vs Louisville                        |            |       | Dec 10 | Southern U. (3 times total)    |
| FT %       | 0.875 | Jan 24 | Illinois (14-16)                     | FT Attempt | 5     | Dec 05 | Western Caro.                  |
| Off. Reb.  | 19    | Nov 20 | Franklin Pierce                      |            |       | Jan 31 | Nebraska                       |
| Def. Reb.  | 34    | Nov 18 | Western Ky.                          | FT %       | 0.400 | Dec 10 | Southern U. (4-10)             |
|            |       | Jan 20 | at Nebraska                          | Off. Reb.  | 3     | Jan 20 | at Nebraska                    |
| Tot. Reb.  | 51    | Nov 26 | at St. John's (N.Y.)                 | Def. Reb.  | 15    | Jan 24 | Illinois                       |
| Assist     | 23    | Jan 06 | Ohio State                           | Tot. Reb.  | 30    | Dec 19 | Seattle                        |
| Turnover   | 25    | Nov 18 | Western Ky.                          |            |       | Jan 24 | Illinois (3 times total)       |
|            |       | Dec 08 | North Dakota                         | Assist     | 9     | Nov 26 | at St. John's (N.Y.)           |
| Block      | 9     | Jan 03 | at Maryland                          |            |       | Dec 02 | at Wake Forest (3 times total) |
|            |       | Jan 13 | Iowa                                 | Turnover   | 9     | Jan 10 | at Michigan                    |
|            |       | Jan 28 | at Penn State                        | Block      | 1     | Nov 14 | vs Louisville                  |
| Steal      | 16    | Nov 26 | at St. John's (N.Y.)                 |            |       | Jan 20 | at Nebraska                    |
| Foul       | 28    | Nov 14 | vs Louisville                        | Steal      | 1     | Nov 22 | UMBC                           |
| Foul Out   | 1     | Nov 14 | vs Louisville                        | Foul       | 12    | Jan 28 | at Penn State                  |
|            |       | Nov 18 | Western Ky.                          | Foul Out   | -     |        |                                |
|            |       | Nov 26 | at St. John's (N.Y.) (4 times total) |            |       |        |                                |

**Minnesota Basketball**  
**2014-15 Individual Highs as of Sat, Jan 31, 2015**  
**All Games**  
**Minnesota**

| Statistic        |       | Player           | Date   | Opponent                        |
|------------------|-------|------------------|--------|---------------------------------|
| Points           | 31    | Hollins, Andre   | Jan 17 | Rutgers (11-18,7-10,2-2)        |
|                  | 28    | Hollins, Andre   | Jan 24 | Illinois (10-15,5-7,3-6)        |
|                  | 27    | Hollins, Andre   | Dec 02 | at Wake Forest (8-14,7-10,4-4)  |
| FG Made          | 11    | Hollins, Andre   | Jan 17 | Rutgers (11-18)                 |
|                  | 10    | Hollins, Andre   | Jan 24 | Illinois (10-15)                |
|                  | 9     | Walker, Maurice  | Dec 08 | North Dakota (9-11) (& 1 other) |
| FG Attempt       | 21    | Morris, Carlos   | Jan 03 | at Maryland (7-21)              |
|                  | 18    | Hollins, Andre   | Jan 17 | Rutgers (11-18)                 |
|                  | 16    | Hollins, Andre   | Jan 20 | at Nebraska (6-16)              |
| FG % (min 5 FG)  | 1.000 | Walker, Maurice  | Dec 19 | Seattle (6-6)                   |
|                  | 0.833 | Buggs, Charles   | Dec 27 | UNC Wilmington (5-6)            |
|                  | 0.818 | Walker, Maurice  | Dec 08 | North Dakota (9-11) (& 1 other) |
| 3FG Made         | 7     | Hollins, Andre   | Dec 02 | at Wake Forest (7-10)           |
|                  | 7     | Hollins, Andre   | Jan 17 | Rutgers (7-10)                  |
|                  | 5     | Hollins, Andre   | Dec 10 | Southern U. (5-7) (& 1 other)   |
| 3FG Att.         | 11    | Hollins, Andre   | Jan 10 | at Michigan (3-11)              |
|                  | 10    | Hollins, Andre   | Dec 02 | at Wake Forest (7-10)           |
|                  | 10    | Morris, Carlos   | Jan 03 | at Maryland (2-10) (& 1 other)  |
| 3FG % (min 3 FG) | 1.000 | Hollins, Andre   | Nov 20 | Franklin Pierce (4-4)           |
|                  | 1.000 | Mason, Nate      | Nov 20 | Franklin Pierce (3-3)           |
|                  | 1.000 | Buggs, Charles   | Nov 28 | vs Georgia (3-3) (& 2 others)   |
| FT Made          | 7     | Morris, Carlos   | Dec 27 | UNC Wilmington (7-7)            |
|                  | 7     | Hollins, Andre   | Jan 10 | at Michigan (7-8)               |
|                  | 7     | Mason, Nate      | Jan 24 | Illinois (7-8)                  |
| FT Attempt       | 10    | Mason, Nate      | Nov 14 | vs Louisville (6-10)            |
|                  | 9     | Buggs, Charles   | Jan 03 | at Maryland (5-9)               |
|                  | 9     | Hollins, Andre   | Jan 20 | at Nebraska (5-9)               |
| FT % (min 3 FT)  | 1.000 | Morris, Carlos   | Dec 27 | UNC Wilmington (7-7)            |
|                  | 1.000 | Mason, Nate      | Nov 26 | at St. John's (N.Y.) (5-5)      |
|                  | 1.000 | Walker, Maurice  | Jan 31 | Nebraska (5-5) (& 10 others)    |
| Off. Reb.        | 6     | Walker, Maurice  | Jan 03 | at Maryland                     |
|                  | 5     | Walker, Maurice  | Jan 06 | Ohio State                      |
|                  | 5     | Walker, Maurice  | Jan 10 | at Michigan (& 1 other)         |
| Def. Reb         | 8     | Hollins, Andre   | Jan 20 | at Nebraska                     |
|                  | 8     | Walker, Maurice  | Jan 24 | Illinois                        |
|                  | 7     | Hollins, Andre   | Nov 20 | Franklin Pierce (& 2 others)    |
| Tot. Reb.        | 13    | Walker, Maurice  | Jan 24 | Illinois (5+8)                  |
|                  | 11    | Hollins, Andre   | Jan 20 | at Nebraska (3+8)               |
|                  | 10    | Walker, Maurice  | Jan 03 | at Maryland (6+4) (& 1 other)   |
| Assist           | 11    | Mathieu, DeAndre | Dec 27 | UNC Wilmington                  |
|                  | 10    | Mathieu, DeAndre | Dec 08 | North Dakota                    |
|                  | 9     | Mathieu, DeAndre | Dec 19 | Seattle                         |
| Turnover         | 7     | Hollins, Andre   | Nov 26 | at St. John's (N.Y.)            |
|                  | 6     | Morris, Carlos   | Dec 02 | at Wake Forest                  |
|                  | 5     | Walker, Maurice  | Nov 28 | vs Georgia (& 6 others)         |
| Block            | 5     | Walker, Maurice  | Nov 22 | UMBC                            |
|                  | 3     | Walker, Maurice  | Dec 02 | at Wake Forest                  |
|                  | 3     | Walker, Maurice  | Dec 08 | North Dakota (& 1 other)        |
| Steal            | 8     | Morris, Carlos   | Dec 02 | at Wake Forest                  |
|                  | 6     | Mason, Nate      | Dec 08 | North Dakota                    |
|                  | 6     | Mathieu, DeAndre | Dec 19 | Seattle (& 1 other)             |
| Minutes          | 40    | Hollins, Andre   | Jan 06 | Ohio State                      |
|                  | 39    | King, Joey       | Jan 06 | Ohio State                      |
|                  | 38    | Hollins, Andre   | Jan 10 | at Michigan                     |

**Minnesota Basketball**  
**2014-15 Individual Highs as of Sat, Jan 31, 2015**  
**All Games**  
**Opponents**

| Statistic        |       | Player               | Date   | Opponent                                |
|------------------|-------|----------------------|--------|---|
| Points           | 30    | HARRELL, Montrezl    | Nov 14 | vs Louisville (9-12,3-4,9-10)           |
|                  | 27    | Russell, D'Angelo    | Jan 06 | Ohio State (10-17,5-6,2-2)              |
|                  | 26    | Mack, Myles          | Jan 17 | Rutgers (7-14,4-7,8-9)                  |
| FG Made          | 10    | Russell, D'Angelo    | Jan 06 | Ohio State (10-17)                      |
|                  | 9     | HARRELL, Montrezl    | Nov 14 | vs Louisville (9-12)                    |
|                  | 9     | Rodgers, Adrian      | Dec 10 | Southern U. (9-22) (& 1 other)          |
| FG Attempt       | 22    | Rodgers, Adrian      | Dec 10 | Southern U. (9-22)                      |
|                  | 18    | Jackson, Freddie     | Dec 27 | UNC Wilmington (8-18)                   |
|                  | 18    | Jack, Kadeem         | Jan 17 | Rutgers (8-18)                          |
| FG % (min 5 FG)  | 0.833 | Daniel Fowler,       | Dec 22 | Furman (5-6)                            |
|                  | 0.750 | HARRELL, Montrezl    | Nov 14 | vs Louisville (9-12)                    |
|                  | 0.750 | Johnson, Justin      | Nov 18 | Western Ky. (6-8)                       |
| 3FG Made         | 5     | Stephen Croone,      | Dec 22 | Furman (5-9)                            |
|                  | 5     | Russell, D'Angelo    | Jan 06 | Ohio State (5-6)                        |
|                  | 4     | Snipes, Nigel        | Nov 18 | Western Ky. (4-6) (& 7 others)          |
| 3FG Att.         | 9     | Stephen Croone,      | Dec 22 | Furman (5-9)                            |
|                  | 9     | Jackson, Freddie     | Dec 27 | UNC Wilmington (4-9)                    |
|                  | 9     | Petteway, Terran     | Jan 20 | at Nebraska (3-9)                       |
| 3FG % (min 3 FG) | 1.000 | Daniel Fowler,       | Dec 22 | Furman (3-3)                            |
|                  | 0.833 | Russell, D'Angelo    | Jan 06 | Ohio State (5-6)                        |
|                  | 0.750 | HARRELL, Montrezl    | Nov 14 | vs Louisville (3-4) (& 2 others)        |
| FT Made          | 10    | Davis, Rapheal       | Dec 31 | at Purdue (10-10)                       |
|                  | 9     | HARRELL, Montrezl    | Nov 14 | vs Louisville (9-10)                    |
|                  | 9     | Trimble, Melo        | Jan 03 | at Maryland (9-13)                      |
| FT Attempt       | 14    | JORDAN, RYSHEED      | Nov 26 | at St. John's (N.Y.) (8-14)             |
|                  | 13    | Trimble, Melo        | Jan 03 | at Maryland (9-13)                      |
|                  | 11    | OBEKPA, CHRIS        | Nov 26 | at St. John's (N.Y.) (6-11) (& 1 other) |
| FT % (min 3 FT)  | 1.000 | Davis, Rapheal       | Dec 31 | at Purdue (10-10)                       |
|                  | 1.000 | Uthoff, Jarrod       | Jan 13 | Iowa (6-6)                              |
|                  | 1.000 | Parker, Benny        | Jan 20 | at Nebraska (6-6) (& 9 others)          |
| Off. Reb.        | 5     | Snow, Frank          | Dec 10 | Southern U.                             |
|                  | 5     | Gettys, C.J.         | Dec 27 | UNC Wilmington                          |
|                  | 5     | Williams, Cedrick    | Dec 27 | UNC Wilmington (& 1 other)              |
| Def. Reb         | 10    | Pitchford, Walter    | Jan 20 | at Nebraska                             |
|                  | 9     | Newbill, D.J.        | Jan 28 | at Penn State                           |
|                  | 8     | POINTER, SIR DOMINIC | Nov 26 | at St. John's (N.Y.) (& 1 other)        |
| Tot. Reb.        | 12    | Dodd, Damonte        | Jan 03 | at Maryland (4+8)                       |
|                  | 11    | POINTER, SIR DOMINIC | Nov 26 | at St. John's (N.Y.) (3+8)              |
|                  | 11    | Pitchford, Walter    | Jan 20 | at Nebraska (1+10) (& 1 other)          |
| Assist           | 10    | Scott, Shannon       | Jan 06 | Ohio State                              |
|                  | 9     | Hyder, Christopher   | Dec 10 | Southern U.                             |
|                  | 9     | Tate, Jaylon         | Jan 24 | Illinois                                |
| Turnover         | 7     | Price, T.J.          | Nov 18 | Western Ky.                             |
|                  | 7     | Donte Gittens,       | Nov 20 | Franklin Pierce                         |
|                  | 7     | Hooker, Quinton      | Dec 08 | North Dakota (& 1 other)                |
| Block            | 5     | Williams, Amir       | Jan 06 | Ohio State                              |
|                  | 4     | Uthoff, Jarrod       | Jan 13 | Iowa                                    |
|                  | 4     | Jack, Donovan        | Jan 28 | at Penn State                           |
| Steal            | 6     | HARRISON, D'ANGELO   | Nov 26 | at St. John's (N.Y.)                    |
|                  | 5     | Donte Gittens,       | Nov 20 | Franklin Pierce                         |
|                  | 5     | POINTER, SIR DOMINIC | Nov 26 | at St. John's (N.Y.)                    |
| Minutes          | 44    | Scott, Shannon       | Jan 06 | Ohio State                              |
|                  | 43    | Russell, D'Angelo    | Jan 06 | Ohio State                              |
|                  | 40    | HARRISON, D'ANGELO   | Nov 26 | at St. John's (N.Y.) (& 1 other)        |

# Minnesota Basketball

## 2014-15 Team Leaders as of Sat, Jan 31, 2015

### All Games

Includes 23 Games Played

| Points (by total)    | #   | GP | Avg  | Starts               | #  | Games Played         | #  | Minutes Played       | #   | GP | Avg  |
|----------------------|-----|----|------|----------------------|----|----------------------|----|----------------------|-----|----|------|
| 01 Hollins, Andre    | 333 | 23 | 14.5 | 01 Hollins, Andre    | 23 | 15 Walker, Maurice   | 23 | 01 Hollins, Andre    | 704 | 23 | 30.6 |
| 15 Walker, Maurice   | 280 | 23 | 12.2 | 24 King, Joey        | 23 | 55 Eliason, Elliott  | 23 | 04 Mathieu, DeAndre  | 676 | 23 | 29.4 |
| 11 Morris, Carlos    | 279 | 23 | 12.1 | 15 Walker, Maurice   | 22 | 01 Hollins, Andre    | 23 | 24 King, Joey        | 645 | 23 | 28.0 |
| 02 Mason, Nate       | 220 | 23 | 9.6  | 11 Morris, Carlos    | 22 | 04 Mathieu, DeAndre  | 23 | 11 Morris, Carlos    | 630 | 23 | 27.4 |
| 24 King, Joey        | 205 | 23 | 8.9  | 04 Mathieu, DeAndre  | 20 | 23 Buggs, Charles    | 23 | 02 Mason, Nate       | 573 | 23 | 24.9 |
| 04 Mathieu, DeAndre  | 192 | 23 | 8.3  | 02 Mason, Nate       | 3  | 24 King, Joey        | 23 | 15 Walker, Maurice   | 529 | 23 | 23.0 |
| 55 Eliason, Elliott  | 87  | 23 | 3.8  | 55 Eliason, Elliott  | 1  | 02 Mason, Nate       | 23 | 55 Eliason, Elliott  | 282 | 23 | 12.3 |
| 23 Buggs, Charles    | 79  | 23 | 3.4  | 23 Buggs, Charles    | 1  | 11 Morris, Carlos    | 23 | 23 Buggs, Charles    | 261 | 23 | 11.3 |
| 21 Konate, Bakary    | 37  | 17 | 2.2  | 05 McNeil, Daquein   | 0  | 21 Konate, Bakary    | 17 | 21 Konate, Bakary    | 152 | 17 | 8.9  |
| 05 McNeil, Daquein   | 13  | 4  | 3.2  | 13 Martin, Josh      | 0  | 12 Shell, Kendal     | 13 | 05 McNeil, Daquein   | 75  | 4  | 18.8 |
| 12 Shell, Kendal     | 11  | 13 | 0.8  | 21 Konate, Bakary    | 0  | 13 Martin, Josh      | 7  | 12 Shell, Kendal     | 44  | 13 | 3.4  |
| 13 Martin, Josh      | 9   | 7  | 1.3  | 12 Shell, Kendal     | 0  | 05 McNeil, Daquein   | 4  | 13 Martin, Josh      | 38  | 7  | 5.4  |
| 30 Lukashewich, Mike | 0   | 3  | 0.0  | 30 Lukashewich, Mike | 0  | 30 Lukashewich, Mike | 3  | 30 Lukashewich, Mike | 9   | 3  | 3.0  |
| 41 Diedhiou, Gaston  | 0   | 3  | 0.0  | 41 Diedhiou, Gaston  | 0  | 41 Diedhiou, Gaston  | 3  | 41 Diedhiou, Gaston  | 7   | 3  | 2.3  |

#### Field Goals

| Percentage           | Made | Att | Pct   | Made                 | #   | GP | Avg | Attempt              | #   | GP | Avg  |
|----------------------|------|-----|-------|----------------------|-----|----|-----|----------------------|-----|----|------|
| 55 Eliason, Elliott  | 36   | 53  | 0.679 | 15 Walker, Maurice   | 112 | 23 | 4.9 | 01 Hollins, Andre    | 255 | 23 | 11.1 |
| 15 Walker, Maurice   | 112  | 189 | 0.593 | 01 Hollins, Andre    | 112 | 23 | 4.9 | 11 Morris, Carlos    | 227 | 23 | 9.9  |
| 21 Konate, Bakary    | 10   | 21  | 0.476 | 11 Morris, Carlos    | 102 | 23 | 4.4 | 15 Walker, Maurice   | 189 | 23 | 8.2  |
| 04 Mathieu, DeAndre  | 73   | 162 | 0.451 | 02 Mason, Nate       | 75  | 23 | 3.3 | 02 Mason, Nate       | 180 | 23 | 7.8  |
| 11 Morris, Carlos    | 102  | 227 | 0.449 | 04 Mathieu, DeAndre  | 73  | 23 | 3.2 | 24 King, Joey        | 169 | 23 | 7.3  |
| 01 Hollins, Andre    | 112  | 255 | 0.439 | 24 King, Joey        | 73  | 23 | 3.2 | 04 Mathieu, DeAndre  | 162 | 23 | 7.0  |
| 24 King, Joey        | 73   | 169 | 0.432 | 55 Eliason, Elliott  | 36  | 23 | 1.6 | 23 Buggs, Charles    | 66  | 23 | 2.9  |
| 13 Martin, Josh      | 3    | 7   | 0.429 | 23 Buggs, Charles    | 28  | 23 | 1.2 | 55 Eliason, Elliott  | 53  | 23 | 2.3  |
| 23 Buggs, Charles    | 28   | 66  | 0.424 | 21 Konate, Bakary    | 10  | 17 | 0.6 | 21 Konate, Bakary    | 21  | 17 | 1.2  |
| 02 Mason, Nate       | 75   | 180 | 0.417 | 05 McNeil, Daquein   | 5   | 4  | 1.2 | 05 McNeil, Daquein   | 19  | 4  | 4.8  |
| 12 Shell, Kendal     | 4    | 10  | 0.400 | 12 Shell, Kendal     | 4   | 13 | 0.3 | 12 Shell, Kendal     | 10  | 13 | 0.8  |
| 05 McNeil, Daquein   | 5    | 19  | 0.263 | 13 Martin, Josh      | 3   | 7  | 0.4 | 13 Martin, Josh      | 7   | 7  | 1.0  |
| 30 Lukashewich, Mike | 0    | 0   | 0.000 | 30 Lukashewich, Mike | 0   | 3  | 0.0 | 30 Lukashewich, Mike | 0   | 3  | 0.0  |
| 41 Diedhiou, Gaston  | 0    | 0   | 0.000 | 41 Diedhiou, Gaston  | 0   | 3  | 0.0 | 41 Diedhiou, Gaston  | 0   | 3  | 0.0  |

#### 3 Pt. Field Goals

| Percentage           | Made | Att | Pct   | Made                 | #  | GP | Avg | Attempt              | #   | GP | Avg |
|----------------------|------|-----|-------|----------------------|----|----|-----|----------------------|-----|----|-----|
| 01 Hollins, Andre    | 62   | 141 | 0.440 | 01 Hollins, Andre    | 62 | 23 | 2.7 | 01 Hollins, Andre    | 141 | 23 | 6.1 |
| 02 Mason, Nate       | 32   | 75  | 0.427 | 24 King, Joey        | 33 | 23 | 1.4 | 24 King, Joey        | 92  | 23 | 4.0 |
| 12 Shell, Kendal     | 2    | 5   | 0.400 | 02 Mason, Nate       | 32 | 23 | 1.4 | 02 Mason, Nate       | 75  | 23 | 3.3 |
| 04 Mathieu, DeAndre  | 10   | 27  | 0.370 | 11 Morris, Carlos    | 25 | 23 | 1.1 | 11 Morris, Carlos    | 74  | 23 | 3.2 |
| 24 King, Joey        | 33   | 92  | 0.359 | 04 Mathieu, DeAndre  | 10 | 23 | 0.4 | 23 Buggs, Charles    | 31  | 23 | 1.3 |
| 11 Morris, Carlos    | 25   | 74  | 0.338 | 23 Buggs, Charles    | 10 | 23 | 0.4 | 04 Mathieu, DeAndre  | 27  | 23 | 1.2 |
| 23 Buggs, Charles    | 10   | 31  | 0.323 | 12 Shell, Kendal     | 2  | 13 | 0.2 | 05 McNeil, Daquein   | 7   | 4  | 1.8 |
| 05 McNeil, Daquein   | 1    | 7   | 0.143 | 05 McNeil, Daquein   | 1  | 4  | 0.2 | 12 Shell, Kendal     | 5   | 13 | 0.4 |
| 13 Martin, Josh      | 0    | 1   | 0.000 | 15 Walker, Maurice   | 0  | 23 | 0.0 | 13 Martin, Josh      | 1   | 7  | 0.1 |
| 15 Walker, Maurice   | 0    | 0   | 0.000 | 55 Eliason, Elliott  | 0  | 23 | 0.0 | 15 Walker, Maurice   | 0   | 23 | 0.0 |
| 55 Eliason, Elliott  | 0    | 0   | 0.000 | 13 Martin, Josh      | 0  | 7  | 0.0 | 55 Eliason, Elliott  | 0   | 23 | 0.0 |
| 21 Konate, Bakary    | 0    | 0   | 0.000 | 21 Konate, Bakary    | 0  | 17 | 0.0 | 21 Konate, Bakary    | 0   | 17 | 0.0 |
| 30 Lukashewich, Mike | 0    | 0   | 0.000 | 30 Lukashewich, Mike | 0  | 3  | 0.0 | 30 Lukashewich, Mike | 0   | 3  | 0.0 |
| 41 Diedhiou, Gaston  | 0    | 0   | 0.000 | 41 Diedhiou, Gaston  | 0  | 3  | 0.0 | 41 Diedhiou, Gaston  | 0   | 3  | 0.0 |

#### Free Throws

| Percentage           | Made | Att | Pct   | Made                 | #  | GP | Avg | Attempt              | #  | GP | Avg |
|----------------------|------|-----|-------|----------------------|----|----|-----|----------------------|----|----|-----|
| 24 King, Joey        | 26   | 33  | 0.788 | 15 Walker, Maurice   | 56 | 23 | 2.4 | 15 Walker, Maurice   | 78 | 23 | 3.4 |
| 11 Morris, Carlos    | 50   | 67  | 0.746 | 11 Morris, Carlos    | 50 | 23 | 2.2 | 11 Morris, Carlos    | 67 | 23 | 2.9 |
| 01 Hollins, Andre    | 47   | 63  | 0.746 | 01 Hollins, Andre    | 47 | 23 | 2.0 | 01 Hollins, Andre    | 63 | 23 | 2.7 |
| 15 Walker, Maurice   | 56   | 78  | 0.718 | 02 Mason, Nate       | 38 | 23 | 1.7 | 02 Mason, Nate       | 59 | 23 | 2.6 |
| 04 Mathieu, DeAndre  | 36   | 51  | 0.706 | 04 Mathieu, DeAndre  | 36 | 23 | 1.6 | 04 Mathieu, DeAndre  | 51 | 23 | 2.2 |
| 02 Mason, Nate       | 38   | 59  | 0.644 | 24 King, Joey        | 26 | 23 | 1.1 | 55 Eliason, Elliott  | 36 | 23 | 1.6 |
| 21 Konate, Bakary    | 17   | 32  | 0.531 | 21 Konate, Bakary    | 17 | 17 | 1.0 | 24 King, Joey        | 33 | 23 | 1.4 |
| 23 Buggs, Charles    | 13   | 26  | 0.500 | 55 Eliason, Elliott  | 15 | 23 | 0.7 | 21 Konate, Bakary    | 32 | 17 | 1.9 |
| 12 Shell, Kendal     | 1    | 2   | 0.500 | 23 Buggs, Charles    | 13 | 23 | 0.6 | 23 Buggs, Charles    | 26 | 23 | 1.1 |
| 55 Eliason, Elliott  | 15   | 36  | 0.417 | 13 Martin, Josh      | 3  | 7  | 0.4 | 13 Martin, Josh      | 9  | 7  | 1.3 |
| 13 Martin, Josh      | 3    | 9   | 0.333 | 05 McNeil, Daquein   | 2  | 4  | 0.5 | 05 McNeil, Daquein   | 8  | 4  | 2.0 |
| 05 McNeil, Daquein   | 2    | 8   | 0.250 | 12 Shell, Kendal     | 1  | 13 | 0.1 | 12 Shell, Kendal     | 2  | 13 | 0.2 |
| 30 Lukashewich, Mike | 0    | 0   | 0.000 | 30 Lukashewich, Mike | 0  | 3  | 0.0 | 30 Lukashewich, Mike | 0  | 3  | 0.0 |
| 41 Diedhiou, Gaston  | 0    | 0   | 0.000 | 41 Diedhiou, Gaston  | 0  | 3  | 0.0 | 41 Diedhiou, Gaston  | 0  | 3  | 0.0 |

# Minnesota Basketball

## 2014-15 Team Leaders as of Sat, Jan 31, 2015

### All Games

Includes 23 Games Played

#### Rebounds

| Total                | #   | GP | Avg |
|----------------------|-----|----|-----|
| 15 Walker, Maurice   | 153 | 23 | 6.7 |
| 01 Hollins, Andre    | 97  | 23 | 4.2 |
| 11 Morris, Carlos    | 85  | 23 | 3.7 |
| 55 Eliason, Elliott  | 74  | 23 | 3.2 |
| 02 Mason, Nate       | 71  | 23 | 3.1 |
| 24 King, Joey        | 70  | 23 | 3.0 |
| 04 Mathieu, DeAndre  | 64  | 23 | 2.8 |
| 23 Buggs, Charles    | 45  | 23 | 2.0 |
| 21 Konate, Bakary    | 37  | 17 | 2.2 |
| 05 McNeil, Daquein   | 13  | 4  | 3.2 |
| 13 Martin, Josh      | 7   | 7  | 1.0 |
| 12 Shell, Kendal     | 3   | 13 | 0.2 |
| 30 Lukashewich, Mike | 0   | 3  | 0.0 |
| 41 Diedhiou, Gaston  | 0   | 3  | 0.0 |

| Assists              | #   | GP | Avg |
|----------------------|-----|----|-----|
| 04 Mathieu, DeAndre  | 113 | 23 | 4.9 |
| 02 Mason, Nate       | 65  | 23 | 2.8 |
| 01 Hollins, Andre    | 59  | 23 | 2.6 |
| 11 Morris, Carlos    | 55  | 23 | 2.4 |
| 24 King, Joey        | 39  | 23 | 1.7 |
| 15 Walker, Maurice   | 17  | 23 | 0.7 |
| 55 Eliason, Elliott  | 14  | 23 | 0.6 |
| 23 Buggs, Charles    | 13  | 23 | 0.6 |
| 05 McNeil, Daquein   | 10  | 4  | 2.5 |
| 21 Konate, Bakary    | 4   | 17 | 0.2 |
| 12 Shell, Kendal     | 4   | 13 | 0.3 |
| 13 Martin, Josh      | 0   | 7  | 0.0 |
| 30 Lukashewich, Mike | 0   | 3  | 0.0 |
| 41 Diedhiou, Gaston  | 0   | 3  | 0.0 |

| Blocks               | #  | GP | Avg |
|----------------------|----|----|-----|
| 15 Walker, Maurice   | 30 | 23 | 1.3 |
| 55 Eliason, Elliott  | 14 | 23 | 0.6 |
| 24 King, Joey        | 9  | 23 | 0.4 |
| 21 Konate, Bakary    | 8  | 17 | 0.5 |
| 11 Morris, Carlos    | 7  | 23 | 0.3 |
| 01 Hollins, Andre    | 5  | 23 | 0.2 |
| 23 Buggs, Charles    | 4  | 23 | 0.2 |
| 13 Martin, Josh      | 3  | 7  | 0.4 |
| 02 Mason, Nate       | 2  | 23 | 0.1 |
| 04 Mathieu, DeAndre  | 1  | 23 | 0.0 |
| 30 Lukashewich, Mike | 1  | 3  | 0.3 |
| 05 McNeil, Daquein   | 0  | 4  | 0.0 |
| 12 Shell, Kendal     | 0  | 13 | 0.0 |
| 41 Diedhiou, Gaston  | 0  | 3  | 0.0 |

| Assists/Turnover Ratio | #   | Ast | TO |
|------------------------|-----|-----|----|
| 05 McNeil, Daquein     | 3.3 | 10  | 3  |
| 02 Mason, Nate         | 2.8 | 65  | 23 |
| 23 Buggs, Charles      | 2.6 | 13  | 5  |
| 04 Mathieu, DeAndre    | 2.4 | 113 | 47 |
| 12 Shell, Kendal       | 2.0 | 4   | 2  |
| 55 Eliason, Elliott    | 1.3 | 14  | 11 |
| 01 Hollins, Andre      | 1.2 | 59  | 50 |
| 24 King, Joey          | 1.1 | 39  | 35 |
| 11 Morris, Carlos      | 1.1 | 55  | 51 |
| 15 Walker, Maurice     | 0.3 | 17  | 54 |
| 21 Konate, Bakary      | 0.3 | 4   | 13 |
| 13 Martin, Josh        | 0.0 | 0   | 6  |
| 30 Lukashewich, Mike   | 0.0 | 0   | 1  |
| 41 Diedhiou, Gaston    | 0.0 | 0   | 0  |

| Offensive            | #  | GP | Avg |
|----------------------|----|----|-----|
| 15 Walker, Maurice   | 54 | 23 | 2.3 |
| 55 Eliason, Elliott  | 36 | 23 | 1.6 |
| 01 Hollins, Andre    | 22 | 23 | 1.0 |
| 24 King, Joey        | 22 | 23 | 1.0 |
| 04 Mathieu, DeAndre  | 19 | 23 | 0.8 |
| 23 Buggs, Charles    | 17 | 23 | 0.7 |
| 11 Morris, Carlos    | 17 | 23 | 0.7 |
| 21 Konate, Bakary    | 14 | 17 | 0.8 |
| 02 Mason, Nate       | 11 | 23 | 0.5 |
| 05 McNeil, Daquein   | 5  | 4  | 1.2 |
| 13 Martin, Josh      | 2  | 7  | 0.3 |
| 12 Shell, Kendal     | 0  | 13 | 0.0 |
| 30 Lukashewich, Mike | 0  | 3  | 0.0 |
| 41 Diedhiou, Gaston  | 0  | 3  | 0.0 |

| Turnovers            | #  | GP | Avg |
|----------------------|----|----|-----|
| 15 Walker, Maurice   | 54 | 23 | 2.3 |
| 11 Morris, Carlos    | 51 | 23 | 2.2 |
| 01 Hollins, Andre    | 50 | 23 | 2.2 |
| 04 Mathieu, DeAndre  | 47 | 23 | 2.0 |
| 24 King, Joey        | 35 | 23 | 1.5 |
| 02 Mason, Nate       | 23 | 23 | 1.0 |
| 21 Konate, Bakary    | 13 | 17 | 0.8 |
| 55 Eliason, Elliott  | 11 | 23 | 0.5 |
| 13 Martin, Josh      | 6  | 7  | 0.9 |
| 23 Buggs, Charles    | 5  | 23 | 0.2 |
| 05 McNeil, Daquein   | 3  | 4  | 0.8 |
| 12 Shell, Kendal     | 2  | 13 | 0.2 |
| 30 Lukashewich, Mike | 1  | 3  | 0.3 |
| 41 Diedhiou, Gaston  | 0  | 3  | 0.0 |

| Fouls                | #  | GP | Avg |
|----------------------|----|----|-----|
| 15 Walker, Maurice   | 60 | 23 | 2.6 |
| 04 Mathieu, DeAndre  | 60 | 23 | 2.6 |
| 24 King, Joey        | 60 | 23 | 2.6 |
| 01 Hollins, Andre    | 47 | 23 | 2.0 |
| 02 Mason, Nate       | 44 | 23 | 1.9 |
| 55 Eliason, Elliott  | 41 | 23 | 1.8 |
| 11 Morris, Carlos    | 39 | 23 | 1.7 |
| 23 Buggs, Charles    | 32 | 23 | 1.4 |
| 21 Konate, Bakary    | 29 | 17 | 1.7 |
| 05 McNeil, Daquein   | 12 | 4  | 3.0 |
| 13 Martin, Josh      | 4  | 7  | 0.6 |
| 12 Shell, Kendal     | 2  | 13 | 0.2 |
| 41 Diedhiou, Gaston  | 1  | 3  | 0.3 |
| 30 Lukashewich, Mike | 0  | 3  | 0.0 |

| Points (by average)  | #   | GP | Avg  |
|----------------------|-----|----|------|
| 01 Hollins, Andre    | 333 | 23 | 14.5 |
| 15 Walker, Maurice   | 280 | 23 | 12.2 |
| 11 Morris, Carlos    | 279 | 23 | 12.1 |
| 02 Mason, Nate       | 220 | 23 | 9.6  |
| 24 King, Joey        | 205 | 23 | 8.9  |
| 04 Mathieu, DeAndre  | 192 | 23 | 8.3  |
| 55 Eliason, Elliott  | 87  | 23 | 3.8  |
| 23 Buggs, Charles    | 79  | 23 | 3.4  |
| 05 McNeil, Daquein   | 13  | 4  | 3.2  |
| 21 Konate, Bakary    | 37  | 17 | 2.2  |
| 13 Martin, Josh      | 9   | 7  | 1.3  |
| 12 Shell, Kendal     | 11  | 13 | 0.8  |
| 30 Lukashewich, Mike | 0   | 3  | 0.0  |
| 41 Diedhiou, Gaston  | 0   | 3  | 0.0  |

| Defensive            | #  | GP | Avg |
|----------------------|----|----|-----|
| 15 Walker, Maurice   | 99 | 23 | 4.3 |
| 01 Hollins, Andre    | 75 | 23 | 3.3 |
| 11 Morris, Carlos    | 68 | 23 | 3.0 |
| 02 Mason, Nate       | 60 | 23 | 2.6 |
| 24 King, Joey        | 48 | 23 | 2.1 |
| 04 Mathieu, DeAndre  | 45 | 23 | 2.0 |
| 55 Eliason, Elliott  | 38 | 23 | 1.7 |
| 23 Buggs, Charles    | 28 | 23 | 1.2 |
| 21 Konate, Bakary    | 23 | 17 | 1.4 |
| 05 McNeil, Daquein   | 8  | 4  | 2.0 |
| 13 Martin, Josh      | 5  | 7  | 0.7 |
| 12 Shell, Kendal     | 3  | 13 | 0.2 |
| 30 Lukashewich, Mike | 0  | 3  | 0.0 |
| 41 Diedhiou, Gaston  | 0  | 3  | 0.0 |

| Steals               | #  | GP | Avg |
|----------------------|----|----|-----|
| 04 Mathieu, DeAndre  | 50 | 23 | 2.2 |
| 02 Mason, Nate       | 50 | 23 | 2.2 |
| 11 Morris, Carlos    | 47 | 23 | 2.0 |
| 15 Walker, Maurice   | 37 | 23 | 1.6 |
| 01 Hollins, Andre    | 24 | 23 | 1.0 |
| 24 King, Joey        | 11 | 23 | 0.5 |
| 55 Eliason, Elliott  | 8  | 23 | 0.3 |
| 21 Konate, Bakary    | 8  | 17 | 0.5 |
| 23 Buggs, Charles    | 4  | 23 | 0.2 |
| 05 McNeil, Daquein   | 3  | 4  | 0.8 |
| 12 Shell, Kendal     | 1  | 13 | 0.1 |
| 13 Martin, Josh      | 0  | 7  | 0.0 |
| 30 Lukashewich, Mike | 0  | 3  | 0.0 |
| 41 Diedhiou, Gaston  | 0  | 3  | 0.0 |

| Foulout              | # | GP |
|----------------------|---|----|
| 24 King, Joey        | 2 | 23 |
| 15 Walker, Maurice   | 1 | 23 |
| 55 Eliason, Elliott  | 0 | 23 |
| 01 Hollins, Andre    | 0 | 23 |
| 04 Mathieu, DeAndre  | 0 | 23 |
| 05 McNeil, Daquein   | 0 | 4  |
| 23 Buggs, Charles    | 0 | 23 |
| 02 Mason, Nate       | 0 | 23 |
| 11 Morris, Carlos    | 0 | 23 |
| 13 Martin, Josh      | 0 | 7  |
| 21 Konate, Bakary    | 0 | 17 |
| 12 Shell, Kendal     | 0 | 13 |
| 30 Lukashewich, Mike | 0 | 3  |
| 41 Diedhiou, Gaston  | 0 | 3  |

| Total Rebounds (by average) | #   | GP | Avg |
|-----------------------------|-----|----|-----|
| 15 Walker, Maurice          | 153 | 23 | 6.7 |
| 01 Hollins, Andre           | 97  | 23 | 4.2 |
| 11 Morris, Carlos           | 85  | 23 | 3.7 |
| 05 McNeil, Daquein          | 13  | 4  | 3.2 |
| 55 Eliason, Elliott         | 74  | 23 | 3.2 |
| 02 Mason, Nate              | 71  | 23 | 3.1 |
| 24 King, Joey               | 70  | 23 | 3.0 |
| 04 Mathieu, DeAndre         | 64  | 23 | 2.8 |
| 21 Konate, Bakary           | 37  | 17 | 2.2 |
| 23 Buggs, Charles           | 45  | 23 | 2.0 |
| 13 Martin, Josh             | 7   | 7  | 1.0 |
| 12 Shell, Kendal            | 3   | 13 | 0.2 |
| 30 Lukashewich, Mike        | 0   | 3  | 0.0 |
| 41 Diedhiou, Gaston         | 0   | 3  | 0.0 |

# Minnesota Basketball

## 2014-15 Team Totals as of Sat, Jan 31, 2015

### Conference Games

**Record**  
3-7

**Home**  
3-2

**Away**  
0-5

**Neutral**  
0-0

| Name                 |       |     |      | Total     |       | 3 Pt     |       |           |       | Rebounds |      |      |      |      |    |      |      |     |     |      |      |
|----------------------|-------|-----|------|-----------|-------|----------|-------|-----------|-------|----------|------|------|------|------|----|------|------|-----|-----|------|------|
|                      | GP-GS | Min | Avg  | FG-FGA    | Pct   | FG-FGA   | Pct   | FT-FTA    | Pct   | Off      | Def  | Tot  | Avg  | PF   | DQ | A    | TO   | BLK | STL | Pts  | Avg  |
| 01 Hollins, Andre    | 10-10 | 352 | 35.2 | 49-124    | 0.395 | 30-74    | 0.405 | 27-36     | 0.750 | 11       | 38   | 49   | 4.9  | 18   | 0  | 22   | 19   | 5   | 8   | 155  | 15.5 |
| 15 Walker, Maurice   | 10-9  | 270 | 27.0 | 50-94     | 0.532 | 0-0      | -     | 25-35     | 0.714 | 33       | 48   | 81   | 8.1  | 29   | 0  | 9    | 27   | 9   | 18  | 125  | 12.5 |
| 11 Morris, Carlos    | 10-9  | 273 | 27.3 | 41-94     | 0.436 | 11-35    | 0.314 | 17-23     | 0.739 | 7        | 31   | 38   | 3.8  | 18   | 0  | 22   | 23   | 4   | 18  | 110  | 11.0 |
| 02 Mason, Nate       | 10-3  | 269 | 26.9 | 26-76     | 0.342 | 10-32    | 0.312 | 19-29     | 0.655 | 8        | 18   | 26   | 2.6  | 19   | 0  | 26   | 10   | 1   | 18  | 81   | 8.1  |
| 24 King, Joey        | 10-10 | 300 | 30.0 | 26-66     | 0.394 | 15-44    | 0.341 | 10-12     | 0.833 | 7        | 16   | 23   | 2.3  | 28   | 1  | 17   | 16   | 3   | 2   | 77   | 7.7  |
| 04 Mathieu, DeAndre  | 10-7  | 308 | 30.8 | 26-67     | 0.388 | 5-13     | 0.385 | 9-14      | 0.643 | 10       | 18   | 28   | 2.8  | 26   | 0  | 27   | 25   | 1   | 14  | 66   | 6.6  |
| 55 Eliason, Elliott  | 10-1  | 88  | 8.8  | 9-16      | 0.562 | 0-0      | -     | 5-14      | 0.357 | 13       | 10   | 23   | 2.3  | 15   | 0  | 5    | 3    | 2   | 2   | 23   | 2.3  |
| 23 Buggs, Charles    | 10-1  | 107 | 10.7 | 7-21      | 0.333 | 1-9      | 0.111 | 5-11      | 0.455 | 7        | 11   | 18   | 1.8  | 13   | 0  | 1    | 0    | 2   | 1   | 20   | 2.0  |
| 21 Konate, Bakary    | 6-0   | 47  | 7.8  | 2-4       | 0.500 | 0-0      | -     | 4-8       | 0.500 | 2        | 9    | 11   | 1.8  | 11   | 0  | 1    | 4    | 1   | 1   | 8    | 1.3  |
| 12 Shell, Kendal     | 2-0   | 3   | 1.5  | 0-0       | -     | 0-0      | -     | 0-0       | -     | 0        | 0    | 0    | 0.0  | 0    | 0  | 0    | 0    | 0   | 0   | 0    | 0.0  |
| 30 Lukashewich, Mike | 1-0   | 1   | 1.0  | 0-0       | -     | 0-0      | -     | 0-0       | -     | 0        | 0    | 0    | 0.0  | 0    | 0  | 0    | 0    | 0   | 0   | 0    | 0.0  |
| 41 Diedhiou, Gaston  | 3-0   | 7   | 2.3  | 0-0       | -     | 0-0      | -     | 0-0       | -     | 0        | 0    | 0    | 0.0  | 1    | 0  | 0    | 0    | 0   | 0   | 0    | 0.0  |
| TM TEAM              |       |     |      | 0-0       | -     | 0-0      | -     |           |       | 18       | 10   | 28   | 2.8  |      |    | 2    |      |     |     | 0    | 0.0  |
|                      | GP-GS | Min | Avg  | FG-FGA    | Pct   | FG-FGA   | Pct   | FT-FTA    | Pct   | Off      | Def  | Tot  | Avg  | PF   | DQ | A    | TO   | BLK | STL | Pts  | Avg  |
| MINN Total           | 10    |     |      | 236-562   | 0.420 | 72-207   | 0.348 | 121-182   | 0.665 | 116      | 209  | 325  | 32.5 | 178  | 1  | 130  | 129  | 28  | 82  | 665  | 66.5 |
| Opponents            | 10    |     |      | 229-521   | 0.440 | 58-176   | 0.330 | 147-197   | 0.746 | 110      | 236  | 346  | 34.6 | 169  | -  | 147  | 148  | 52  | 71  | 663  | 66.3 |
| MINN Average         |       |     |      | 23.6-56.2 |       | 7.2-20.7 |       | 12.1-18.2 |       | 11.6     | 20.9 | 32.5 |      | 17.8 |    | 13.0 | 12.9 | 2.8 | 8.2 | 66.5 |      |
| Opp. Average         |       |     |      | 22.9-52.1 |       | 5.8-17.6 |       | 14.7-19.7 |       | 11.0     | 23.6 | 34.6 |      | 16.9 |    | 14.7 | 14.8 | 5.2 | 7.1 | 66.3 |      |

| Date   | Opponent       |   | Score      | Record   | Attendance | Location                                 |
|--------|----------------|---|------------|----------|------------|--|
| Dec 31 | at Purdue*     | L | 68-72      | 0-1; 0-1 | 10,018     | West Lafayette, Ind.   Mackey Arena      |
| Jan 03 | at Maryland*   | L | 58-70      | 0-2; 0-2 | 15,788     | XFINITY Center - College Park, Md.       |
| Jan 06 | Ohio State*    | L | 72-74 (OT) | 0-3; 0-3 | 13,138     | Minneapolis, Minn. (Williams Arena)      |
| Jan 10 | at Michigan*   | L | 57-62      | 0-4; 0-4 | 12,707     | Crisler Center, Ann Arbor, MI            |
| Jan 13 | Iowa*          | L | 75-77      | 0-5; 0-5 | 12,401     | Minneapolis, Minn. (Williams Arena)      |
| Jan 17 | Rutgers*       | W | 89-80      | 1-5; 1-5 | 12,461     | Minneapolis, Minn. (Williams Arena)      |
| Jan 20 | at Nebraska*   | L | 49-52      | 1-6; 1-6 | 15,606     | Pinnacle Bank Arena (Lincoln, Neb.)      |
| Jan 24 | Illinois*      | W | 79-71      | 2-6; 2-6 | 13,421     | Minneapolis, Minn. (Williams Arena)      |
| Jan 28 | at Penn State* | L | 58-63      | 2-7; 2-7 | 6,100      | Bryce Jordan Ctr. (University Park, Pa.) |
| Jan 31 | Nebraska*      | W | 60-42      | 3-7; 3-7 | 13,253     | Minneapolis, Minn. (Williams Arena)      |

\* indicates conference games

# BIG

TM

# Minnesota Basketball

## 2014-15 Team Totals as of Sat, Jan 31, 2015

### All Games

**Record**  
**14-9**

**Home**  
**12-2**

**Away**  
**1-6**

**Neutral**  
**1-1**

| Name                 |       |     |      | Total    |       | 3 Pt    |       |         |       | Rebounds |      |      |      |      |    |      |      |     |      |      |      |
|----------------------|-------|-----|------|----------|-------|---------|-------|---------|-------|----------|------|------|------|------|----|------|------|-----|------|------|------|
|                      | GP-GS | Min | Avg  | FG-FGA   | Pct   | FG-FGA  | Pct   | FT-FTA  | Pct   | Off      | Def  | Tot  | Avg  | PF   | DQ | A    | TO   | BLK | STL  | Pts  | Avg  |
| 01 Hollins, Andre    | 23-23 | 704 | 30.6 | 112-255  | 0.439 | 62-141  | 0.440 | 47-63   | 0.746 | 22       | 75   | 97   | 4.2  | 47   | 0  | 59   | 50   | 5   | 24   | 333  | 14.5 |
| 15 Walker, Maurice   | 23-22 | 529 | 23.0 | 112-189  | 0.593 | 0-0     | -     | 56-78   | 0.718 | 54       | 99   | 153  | 6.7  | 60   | 1  | 17   | 54   | 30  | 37   | 280  | 12.2 |
| 11 Morris, Carlos    | 23-22 | 630 | 27.4 | 102-227  | 0.449 | 25-74   | 0.338 | 50-67   | 0.746 | 17       | 68   | 85   | 3.7  | 39   | 0  | 55   | 51   | 7   | 47   | 279  | 12.1 |
| 02 Mason, Nate       | 23-3  | 573 | 24.9 | 75-180   | 0.417 | 32-75   | 0.427 | 38-59   | 0.644 | 11       | 60   | 71   | 3.1  | 44   | 0  | 65   | 23   | 2   | 50   | 220  | 9.6  |
| 24 King, Joey        | 23-23 | 645 | 28.0 | 73-169   | 0.432 | 33-92   | 0.359 | 26-33   | 0.788 | 22       | 48   | 70   | 3.0  | 60   | 2  | 39   | 35   | 9   | 11   | 205  | 8.9  |
| 04 Mathieu, DeAndre  | 23-20 | 676 | 29.4 | 73-162   | 0.451 | 10-27   | 0.370 | 36-51   | 0.706 | 19       | 45   | 64   | 2.8  | 60   | 0  | 113  | 47   | 1   | 50   | 192  | 8.3  |
| 55 Eliason, Elliott  | 23-1  | 282 | 12.3 | 36-53    | 0.679 | 0-0     | -     | 15-36   | 0.417 | 36       | 38   | 74   | 3.2  | 41   | 0  | 14   | 11   | 14  | 8    | 87   | 3.8  |
| 23 Buggs, Charles    | 23-1  | 261 | 11.3 | 28-66    | 0.424 | 10-31   | 0.323 | 13-26   | 0.500 | 17       | 28   | 45   | 2.0  | 32   | 0  | 13   | 5    | 4   | 4    | 79   | 3.4  |
| 05 McNeil, Daquein   | 4-0   | 75  | 18.8 | 5-19     | 0.263 | 1-7     | 0.143 | 2-8     | 0.250 | 5        | 8    | 13   | 3.2  | 12   | 0  | 10   | 3    | 0   | 3    | 13   | 3.2  |
| 21 Konate, Bakary    | 17-0  | 152 | 8.9  | 10-21    | 0.476 | 0-0     | -     | 17-32   | 0.531 | 14       | 23   | 37   | 2.2  | 29   | 0  | 4    | 13   | 8   | 8    | 37   | 2.2  |
| 13 Martin, Josh      | 7-0   | 38  | 5.4  | 3-7      | 0.429 | 0-1     | 0.000 | 3-9     | 0.333 | 2        | 5    | 7    | 1.0  | 4    | 0  | 0    | 6    | 3   | 0    | 9    | 1.3  |
| 12 Shell, Kendal     | 13-0  | 44  | 3.4  | 4-10     | 0.400 | 2-5     | 0.400 | 1-2     | 0.500 | 0        | 3    | 3    | 0.2  | 2    | 0  | 4    | 2    | 0   | 1    | 11   | 0.8  |
| 30 Lukashewich, Mike | 3-0   | 9   | 3.0  | 0-0      | -     | 0-0     | -     | 0-0     | -     | 0        | 0    | 0    | 0.0  | 0    | 0  | 0    | 1    | 1   | 0    | 0    | 0.0  |
| 41 Diedhiou, Gaston  | 3-0   | 7   | 2.3  | 0-0      | -     | 0-0     | -     | 0-0     | -     | 0        | 0    | 0    | 0.0  | 1    | 0  | 0    | 0    | 0   | 0    | 0    | 0.0  |
| TM TEAM              |       |     |      | 0-0      | -     | 0-0     | -     |         |       | 43       | 27   | 70   | 3.0  |      |    | 4    |      |     |      | 0    | 0.0  |
|                      | GP-GS | Min | Avg  | FG-FGA   | Pct   | FG-FGA  | Pct   | FT-FTA  | Pct   | Off      | Def  | Tot  | Avg  | PF   | DQ | A    | TO   | BLK | STL  | Pts  | Avg  |
| MINN Total           | 23    |     |      | 633-1358 | 0.466 | 175-453 | 0.386 | 304-464 | 0.655 | 262      | 527  | 789  | 34.3 | 431  | 3  | 393  | 305  | 84  | 243  | 1745 | 75.9 |
| Opponents            | 23    |     |      | 520-1239 | 0.420 | 143-429 | 0.333 | 316-457 | 0.691 | 270      | 551  | 821  | 35.7 | 440  | -  | 326  | 418  | 98  | 170  | 1499 | 65.2 |
| MINN Average         |       |     |      | 275-590  |       | 76-197  |       | 132-202 |       | 11.4     | 22.9 | 34.3 |      | 18.7 |    | 17.1 | 13.3 | 3.7 | 10.6 | 75.9 |      |
| Opp. Average         |       |     |      | 226-539  |       | 62-187  |       | 137-199 |       | 11.7     | 24.0 | 35.7 |      | 19.1 |    | 14.2 | 18.2 | 4.3 | 7.4  | 65.2 |      |

| Date   | Opponent             | Score        | Record    | Attendance | Location  |
|--------|----------------------|--------------|-----------|------------|---|
| Nov 14 | vs Louisville        | L 68-81      | 0-1       | 1,693      | USCG Air Station Borinquen, Puerto Rico 2014 Armed Forces Classic                               |
| Nov 18 | Western Ky.          | W 76-54      | 1-1       | 10,763     | Minneapolis, Minn. (Williams Arena) 2014 NIT Season Tip-Off                                     |
| Nov 20 | Franklin Pierce      | W 109-57     | 2-1       | 9,562      | Minneapolis, Minn. (Williams Arena) NIT Season Tip-Off  |
| Nov 22 | UMBC                 | W 69-51      | 3-1       | 11,212     | Minneapolis, Minn. (Williams Arena)   |
| Nov 26 | at St. John's (N.Y.) | L 61-70      | 3-2       | 0          | Madison Square Garden, New York, NY NIT Semifinal Game 1  |
| Nov 28 | vs Georgia           | W 66-62      | 4-2       | 0          | Madison Square Garden, New York, NY 2014 NIT season Tip-off 3rd Place Game                      |
| Dec 02 | at Wake Forest       | W 84-69      | 5-2       | 8,112      | Winston-Salem, N.C. - LJVM Coliseum   |
| Dec 05 | Western Caro.        | W 84-64      | 6-2       | 11,026     | Minneapolis, Minn. (Williams Arena)   |
| Dec 08 | North Dakota         | W 92-56      | 7-2       | 11,185     | Minneapolis, Minn. (Williams Arena)   |
| Dec 10 | Southern U.          | W 85-57      | 8-2       | 11,409     | Minneapolis, Minn. (Williams Arena)   |
| Dec 19 | Seattle              | W 92-57      | 9-2       | 12,121     | Minneapolis, Minn. (Williams Arena)   |
| Dec 22 | Furman               | W 86-76      | 10-2      | 12,287     | Minneapolis, Minn. (Williams Arena)   |
| Dec 27 | UNC Wilmington       | W 108-82     | 11-2      | 12,711     | Minneapolis, Minn. (Williams Arena)   |
| Dec 31 | at Purdue*           | L 68-72      | 11-3; 0-1 | 10,018     | West Lafayette, Ind.   Mackey Arena   |
| Jan 03 | at Maryland*         | L 58-70      | 11-4; 0-2 | 15,788     | XFINITY Center - College Park, Md.  |
| Jan 06 | Ohio State*          | L 72-74 (OT) | 11-5; 0-3 | 13,138     | Minneapolis, Minn. (Williams Arena)   |
| Jan 10 | at Michigan*         | L 57-62      | 11-6; 0-4 | 12,707     | Crisler Center, Ann Arbor, MI Game Duration 1:58  |
| Jan 13 | Iowa*                | L 75-77      | 11-7; 0-5 | 12,401     | Minneapolis, Minn. (Williams Arena)   |
| Jan 17 | Rutgers*             | W 89-80      | 12-7; 1-5 | 12,461     | Minneapolis, Minn. (Williams Arena)   |
| Jan 20 | at Nebraska*         | L 49-52      | 12-8; 1-6 | 15,606     | Pinnacle Bank Arena (Lincoln, Neb.) ACTUAL ATTENDANCE: 13,584 TECHNICAL FOULS: 2nd Half (Pitch) |
| Jan 24 | Illinois*            | W 79-71      | 13-8; 2-6 | 13,421     | Minneapolis, Minn. (Williams Arena)   |
| Jan 28 | at Penn State*       | L 58-63      | 13-9; 2-7 | 6,100      | Bryce Jordan Ctr. (University Park, Pa.)  |
| Jan 31 | Nebraska*            | W 60-42      | 14-9; 3-7 | 13,253     | Minneapolis, Minn. (Williams Arena)   |

\* indicates conference games