

**Softball Quick Facts****Location:** West Lafayette, Ind. 47907**Founded:** 1869**Enrollment:** 40,451**Nickname:** Boilermakers**Colors:** Old Gold and Black**Conference:** Big Ten**Facility:** Bittering Stadium (1,000)**Web site:** purduesports.com**President:** Mitch Daniels**Athletics Director:** Mike Bobinski**Head Coach**

Boo De Oliveira (Wisconsin 2005)

Record at Purdue: first year

Overall Record: same

Assistant Coaches

Amanda Rivera-Eberhart (Illinois-Chicago 2006, 1st year)

Stacy May-Johnson (Iowa 2007, 1st year)

Softball Office Phone: (765) 494-9603**Press Box Phone:** (765) 496-1706**Position Starters Returning: 5**

Kristen Hoppman	INF	Sr.	.313 avg., 28 runs, 28 SB
Kaylah Hampton	C	Jr.	.244 avg., 11 runs, 8 RBI
Mallory Baker	UT	So.	.235 avg., 12 runs, 14 RBI
Lexi Huffman	INF	So.	.198 avg., 17 RBI, 3 HR
Heather Knight	C	So.	.179 avg., 17 RBI, 2 HR

Starting Pitchers Returning: 2

Gina Snyder	Jr.	5-8, 4.47 ERA, 69 K, 72 IP, .227 avg.
Maddie Damon	So.	4-6, 4.11 ERA, 52 K, 63 IP

Starters Lost: 4

Paris Andrew	SS	.230 avg., 14 RBI, 8 SB
Lilly Fecho	P	18-14, 2.05 ERA, 219 K, 218 IP
Mary Gooding	2B	.250 avg., 20 runs, 6 doubles
Katie Harrison	DP	.291 avg., 25 RBI, 6 HR

Letterwinners Returning/Lost: 13/7**Newcomers: 7**

Erika Beeler, So., P (Sharpsville, Ind.)
Alexa Binckes, Fr., C/INF (Ashburn, Va.)
Madison Douglass, Fr., OF/1B (Frankfort, Ind.)
Kaitlynn Moody, So., P/1B (West Lafayette, Ind.)
Brooke Perry, Fr., P/INF (Clemmons, N.C.)
Sam Peltz, Fr., INF (Glendale, Wis.)
Tayler Wullenweber, Fr., OF/INF (Lawrenceburg, Ind.)

2016 Overall Record: 27-28**2016 Conference Record:** 8-15 (T10th)**Program Established:** 1994**All-Time Program Record:** 705-589-7

2.....	Roster
3.....	Schedule
4.....	Head Coach Boo De Oliveira
5.....	Assistant Coach Amanda Rivera-Eberhart
6.....	Assistant Coach Stacy May-Johnson
7.....	Volunteer Assistant Ashley Burkhardt
8.....	Mallory Baker
9.....	Morgan Cavinder
10.....	Maddie Damon
11.....	Kaylah Hampton
12.....	Kristen Hoppman
13.....	Lexi Huffman
14.....	Maya Hughes
15.....	Katie Johnson
16.....	Emily Kenny
17.....	Heather Knight
18.....	Gina Snyder
19.....	Lexi Valone
20.....	Erika Beeler
21.....	Kaitlynn Moody
22.....	Stephanie Ramsey
23.....	Alexa Binckes
.....	Madison Douglass
24.....	Sam Peltz
.....	Brooke Perry
25.....	Tayler Wullenweber
26.....	Season Review
28.....	2016 Results
29.....	2016 Statistics
.....	Big Ten Statistics
30.....	Program Summary
31.....	All-Time Roster
32-33.....	All-Time Uniform Numbers
34.....	Big Ten/National Honors
35.....	Academic Honors
36.....	Team Honors
37-48.....	All-Time Batters Register
49-51.....	All-Time Pitchers Register
52.....	Team Game Batting Records
53.....	Team Game Pitching Records
54.....	Individual Game Batting Records
55.....	Individual Game Pitching Records
56-59.....	No-Hitters
60.....	Team Records
61-62.....	Season Records
63-64.....	Career Records
65-66.....	Year-by-Year Batting/Defensive Statistics
67-68.....	Year-by-Year Team Pitching Statistics
69-70.....	Yearly Batting Leaders
70-71.....	Yearly Pitching Leaders
72.....	Series Records
73-83.....	Opponent by Opponent Series Records
84-92.....	Year-by-Year Results
93.....	Bittering Stadium
94.....	Radio/Television Roster



Squad Breakdown

By Eligibility

Seniors (3): Kristen Hoppman,

Katie Johnson, Lexi Valone

Juniors (4): Morgan Cavinder,

Kaylah Hampton, Maya Hughes,

Gina Snyder

Sophomores (8): Mallory Baker,

Erika Beeler, Maddie Damon, Lexi Huffman,

Emily Kenny, Heather Knight,

Kaitlynn Moody, Stephanie Ramsey

Freshmen (5): Alexa Binckes,

Madison Douglass, Sam Peltz,

Brooke Perry, Tayler Wullenweber

By Position

Pitchers (6): Erika Beeler, Maddie Damon,

Katie Johnson, Kaitlynn Moody,

Brooke Perry, Gina Snyder

Catchers (4): Alexa Binckes,

Morgan Cavinder, Kaylah Hampton,

Heather Knight

Infielders (9): Alexa Binckes,

Madison Douglass, Kristen Hoppman,

Lexi Huffman, Emily Kenny,

Kaitlynn Moody, Sam Peltz, Brooke Perry,

Tayler Wullenweber

Outfielders (7): Morgan Cavinder,

Maddie Damon, Madison Douglass,

Maya Hughes, Emily Kenny, Lexi Valone,

Tayler Wullenweber

Utility (5): Mallory Baker, Katie Johnson,

Heather Knight, Kaylah Hampton,

Stephanie Ramsey.

By Batting Hand

Left (4): Mallory Baker, Maya Hughes,

Katie Johnson, Tayler Wullenweber

Right (16): Erika Beeler, Alexa Binckes,

Morgan Cavinder, Maddie Damon,

Madison Douglass, Kaylah Hampton,

Kristen Hoppman, Lexi Huffman,

Emily Kenny, Heather Knight,

Kaitlynn Moody, Brooke Perry,

Sam Peltz, Stephanie Ramsey,

Gina Snyder, Lexi Valone

By Throwing Hand

Left (1): Mallory Baker

Right (19): Erika Beeler, Alexa Binckes,

Morgan Cavinder, Maddie Damon,

Madison Douglass, Kaylah Hampton,

Kristen Hoppman, Lexi Huffman,

Maya Hughes, Katie Johnson, Emily Kenny,

Heather Knight, Kaitlynn Moody, Sam Peltz,

Brooke Perry, Stephanie Ramsey,

Gina Snyder, Lexi Valone,

Tayler Wullenweber

PRONUNCIATION GUIDE

Binckes -- BINK-es

De Oliviera - DAY-oh-lee-vair-uh

Rivera-Eberhardt - rih-VAIR-uh Eh-ber-heart

Wullenweber - WOOL-en-web-er

Valone - vuh-LONE

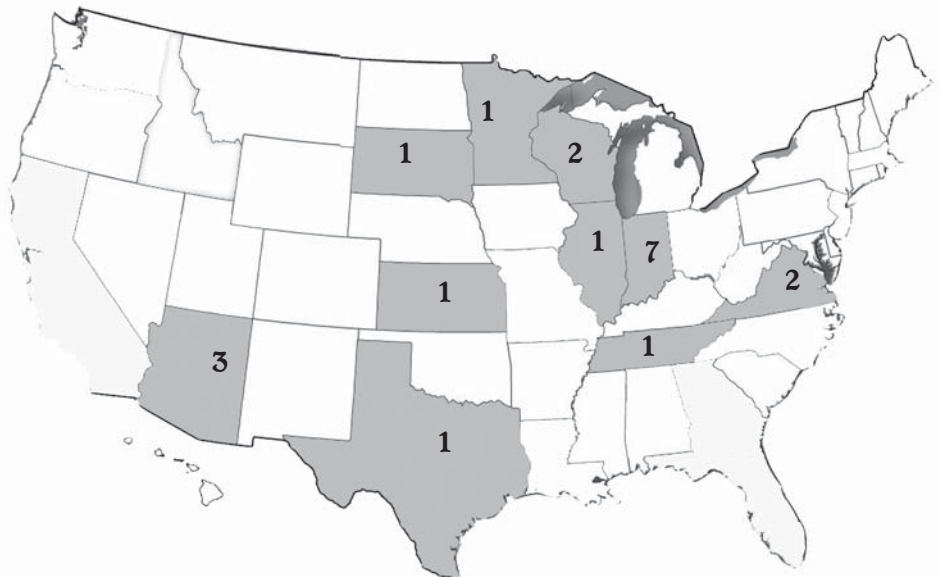
No.	Name	Class	Pos.	B/T	Hometown (High School/Previous)
2	Mallory Baker	So.	UT	L/L	Greenwood, Ind. (Center Grove)
3	Sam Peltz	Fr.	INF	R/R	Glendale, Wis. (Nicolet)
4	Maddie Damon	So.	P/OF	R/R	West Concord, Minn. (Kasson-Mantorville)
5	Lexi Valone	RS Sr.	OF	R/R	Lemont, Ill. (Lemont)
7	Tayler Wullenweber	Fr.	OF/INF	L/R	Lawrenceburg, Ind. (East Central)
8	Kristen Hoppman	Sr.	INF	R/R	Sun Prairie, Wis. (Sun Prairie)
10	Morgan Cavinder	Jr.	C/OF	R/R	Wheatfield, Ind. (Kankakee Valley)
11	Katie Johnson	Sr.	P/UT	L/R	Sioux Falls, S.D. (Washington/Iowa State)
12	Heather Knight	So.	C/UT	R/R	Saddlebrooke, Ariz. (Canyon del Oro)
14	Alexa Binckes	Fr.	C/INF	R/R	Ashburn, Va. (Briar Woods)
17	Kaylah Hampton	Jr.	C/UT	R/R	Goodyear, Ariz. (Verrado)
18	Emily Kenny	So.	OF/INF	R/R	Ashburn, Va. (Stone Bridge)
19	Stephanie Ramsey	So.	UT	R/R	Noblesville, Ind. (Noblesville)
20	Erika Beeler	So.	P	R/R	Sharpsville, Ind. (Western/Anderson)
22	Maya Hughes	Jr.	OF	L/R	Nolensville, Tenn. (Oakland)
23	Brooke Perry	Fr.	P/INF	R/R	Clemmons, N.C. (West Forsyth)
24	Gina Snyder	Jr.	P	R/R	Tucson, Ariz. (Sahuaros)
25	Lexi Huffman	So.	INF	R/R	Waller, Texas (Waller)
27	Kaitlynn Moody	So.	P/1B	R/R	West Lafayette, Ind. (Harrison/IUPUI)
42	Madison Douglass	Fr.	OF/1B	R/R	Franfort, Ind. (Clinton Prairie)

Head Coach: Boo De Oliveira (Wisconsin 2006), 1st year

Assistant Coaches: Amanda Rivera-Eberhardt (Illinois-Chicago 2005), 1st year

Stacy May-Johnson (Iowa 2007), 1st year

Volunteer Assistant: Ashley Burkhardt (Purdue 2015), 2nd year



BOILERMAKERS BY HOME STATE

Indiana (7): Mallory Baker, Morgan Cavinder, Madison Douglass, Erika Beeler, Kaitlynn Moody, Stephanie Ramsey, Tayler Wullenweber

Arizona (3): Kaylah Hampton, Heather Knight, Gina Snyder

Virginia (2): Alexa Binckes, Emily Kenny

Wisconsin (2): Kristen Hoppman, Sam Peltz

Illinois (1): Lexi Valone

Minnesota (1): Maddie Damon

North Carolina (1): Brooke Perry

South Dakota (1): Katie Johnson

Tennessee (1): Maya Hughes

Texas (1): Lexi Huffman



2017 SCHEDULE

Day	Date	Opponent	Location	Time
Fri.-Sun.	Feb. 10-12	<i>Kajikawa Classic</i>	<i>Tempe, Ariz.</i>	
Fri.	Feb. 10	vs. Cal Poly		1 p.m.
		at Arizona State		7 p.m.
Sat.	Feb. 11	vs. Fresno State		3:15 p.m.
		vs. Stanford		6 p.m.
Sun.	Feb. 12	vs. Saint Mary's		Noon
Fri.-Sun.	Feb. 17-19	<i>Big Ten/ACC Challenge</i>	<i>Chapel Hill, N.C.</i>	
Fri.	Feb. 17	vs. Louisville		2:30 p.m.
Sat.	Feb. 18	vs. Louisville		1 p.m.
		at North Carolina		6 p.m.
Sun.	Feb. 19	at North Carolina		12:30 p.m.
Fri.-Sun.	Feb. 24-26	<i>Mary Nutter Collegiate Classic</i>	<i>Palm Springs, Calif.</i>	
	Feb. 24	vs. UC Santa Barbara		3:30 p.m.
		vs. Arizona		11 p.m.
	Feb. 25	vs. Houston		6 p.m.
		vs. Stanford		11 p.m.
	Feb. 26	vs. LIU Brooklyn		Noon
Fri.-Sun.	March 3-5	<i>D9 Orlando Citrus Classic II</i>	<i>Orlando, Fla.</i>	
Fri.	March 3	vs. Kansas		1:15 p.m.
		vs. Bryant		5:45 p.m.
Sat.	March 4	vs. Notre Dame		12:30 p.m.
		vs. UNC-Charlotte		2:45 p.m.
Sun.	March 5	vs. South Alabama		12:15 p.m.
Fri.-Sun.	March 10-12	<i>USF Under Armour Invitational</i>	<i>Tampa, Fla./Clearwater, Fla.</i>	
	March 10	vs. St. Joseph's (at USF)		11:30 a.m.
		at USF		2 p.m.
	March 11	vs. South Carolina-Upstate		2 p.m.
		vs. Villanova		4:15 p.m.
	March 12	vs. Central Michigan		9 a.m.
Wed.-Sat.	March 15-18	<i>Rainbow Wahine Classic</i>	<i>Honolulu, Hawai'i</i>	
Wed.	March 15	vs. Marist		5 p.m.
		vs. Connecticut		7:30 p.m.
Thurs.	March 16	vs. Harvard		8:30 p.m.
		at Hawai'i		11 p.m.
Fri.	March 17	vs. Harvard		7 p.m.
Sat.	March 18	vs. Marist		6 p.m.
		at Hawai'i		8 p.m.
Fri.	March 24	Michigan State	West Lafayette	6 p.m.
Sat.	March 25	Michigan State	West Lafayette	1 p.m.
Sun.	March 26	Michigan State	West Lafayette	Noon
Wed.	March 29	IPFW	West Lafayette	4 p.m.
Fri.	March 31	Iowa	West Lafayette	6 p.m.
Sat.	April 1	Iowa	West Lafayette	1 p.m.
Sun.	April 2	Iowa	West Lafayette	Noon
Fri.	April 7	at Illinois	Champaign, Ill.	6 p.m.
Sat.	April 8	at Illinois	Champaign, Ill.	2 p.m.
Sun.	April 9	at Illinois	Champaign, Ill.	1 p.m.
Wed.	April 12	at Indiana (DH)	Bloomington, Ind.	4 p.m.
Fri.	April 14	Wisconsin	West Lafayette	6 p.m.
Sat.	April 15	Wisconsin	West Lafayette	1 p.m.
Sun.	April 16	Wisconsin	West Lafayette	Noon
Fri.	April 21	at Northwestern	Evanston, Ill.	7 p.m.
Sat.	April 22	at Northwestern	Evanston, Ill.	2 p.m.
Sun.	April 23	at Northwestern	Evanston, Ill.	1 p.m.
Fri.	April 28	at Minnesota	Minneapolis	6 p.m.
Sat.	April 29	at Minnesota	Minneapolis	1 p.m.
Sun.	April 30	at Minnesota	Minneapolis	Noon
Sat.	May 6	Nebraska	West Lafayette	6 p.m.
Sun.	May 7	Nebraska	West Lafayette	1 p.m.
Mon.	May 8	Nebraska	West Lafayette	Noon
Thurs.-Sat.	May 11-13	Big Ten Tournament	Ann Arbor, Mich.	TBA

All Times Eastern

Bold - home games

All home games played at Bittinger Stadium



Boo Gillette De Oliveira (pronounced day OH-lee-VAIR-uh), an assistant coach and recruiting coordinator at Arkansas, Arizona State and North Carolina during her career, returned to Purdue as the head coach for softball, Aug. 4. De Oliveira was an assistant coach for the Boilermakers under Kim Maher from 2007 to 2010, during which the program made two NCAA Regional appearances.

"I want to thank the administration for this amazing opportunity to once again be part of the Boilermaker family," De Oliveira said. "I am excited to return to Purdue University where my core values align and the desire to help student-athletes reach their full potential as students, leaders, and athletes is a shared vision. I am honored to be a Boilermaker."

"The team has a wealth of talent on the current roster and I truly believe Purdue is a place that attracts top student-athletes who want an elite education, to compete for championships, and to continue the tradition of integrity that comes with being a Boilermaker. The future is bright for Purdue Softball."

De Oliveira comes to Purdue after one season as an assistant coach and recruiting coordinator at Arkansas, where she recruited a Top 25-ranked class according to Flo Softball as well as two All-Americans, two Gatorade Players of the Year and the 2016 MaxPreps National Player of the Year.

"Boo is well prepared to lead our program and develop these young women into champions, scholars and good citizens," former Athletics Director Morgan Burke said. "She has found success at each institution she has been with and learned from some capable head coaches. We are excited to see her return to Purdue and look forward to working with her."

Prior to her stint at Arkansas, De Oliveira was an assistant coach and recruiting coordinator at Arizona State, where she helped guide the Sun Devils to an 80-32-1 record and two NCAA regional final appearances. During her two years in Tempe, she coached a pair of All-Americans (catcher Amber Freeman and pitcher Dallas Escobedo) as well as 21 All-Pac 12 selections and 11 NFCA All-Region honorees.

After leaving Purdue in 2010, De Oliveira spent three seasons as assistant head coach and recruiting coordinator at North Carolina as the TarHeels went 117-57, including the 2012 regular season ACC title and a pair of NCAA berths. During her time in Chapel Hill, the TarHeels garnered three NFCA All-Region and 11 All-ACC accolades, including 2012 ACC Pitcher of the Year (Lori Spingola).

"Boo has a proven record of success and experience in four of the five power conferences," associate athletics director and softball sport administrator Calvin Williams said. "She has a track record of signing Top 25 recruiting classes wherever she has been. Also serving as the second vice president of the National Fastpitch Coaches Association, Boo brings a level of leadership, maturity and focus that will be conducive to taking our program to a championship level."

De Oliveira joined the Division I coaching ranks when she came to Purdue in the fall of 2007. During her three-year stay in West Lafayette as assistant coach and recruiting coordinator, the Boilermakers made their first-ever NCAA appearance in 2008 and advanced to the NCAA regional final in 2009. The Purdue staff was named as the 2008 NFCA Midwest Region Coaching Staff of the Year.

After a four-year playing career at the University of Wisconsin, De Oliveira got her coaching start as an assistant coach at Edgewood College in 2006, before going on to be head coach at Madison Area Technical College in 2007. At Edgewood, she was part of the Lake Michigan Conference Coaching Staff of the Year and guided the program to 30 wins and the first undefeated season (16-0) in conference history en route to the league title. At MATC, she revived a dormant program and led the WolfPack to a top 10 national ranking and coached two all-region team members, three Region XIII all-tournament members, two All-America nominees and five all-academic team winners.

At Wisconsin, De Oliveira was a three-time team captain and three-time All-Big Ten catcher, leading the Badgers to the NCAA Tournament in 2002 and 2005. In addition to earning third team All-Big Ten honors each of her final three seasons, she was named as UW's Most Defensive Player in 2002. In 2004, she was named the team's Most Offensive Player and co-MVP. De Oliveira rounded out her career with team MVP honors as a senior in 2005 and still ranks among the Badger career top 10 in total bases (4th, 299), hits (5th, 196), home runs (7th, 20) and RBI (9th, 95). Off the field, she was named as a Coca-Cola Community All-American nominee, earned the UW Community All-American award and was honored as the Big Ten Conference's Sportsmanship Award winner in 2005.

A 2001 graduate of St. Thomas Aquinas High School, De Oliveira was Florida Softball Player of the Year and her school's Most Athletic Girl in 2001 and led her team to the conference and district titles and the state championship tournament all four years.

De Oliveira, a Ft. Lauderdale, Florida, native, graduated from Wisconsin in 2006 with a bachelor's degree in biological aspects of conservation. She completed her master's degree in educational administration from Purdue in 2010. De Oliveira and husband, Emerson, have a daughter, Mila.

DE OLIVIERA AT A GLANCE

Education:

Bachelor's in Biological Aspects
of Conservation
Wisconsin 2006

Master's in Educational Administration
Purdue 2010

Playing Career

2002-2005 Wisconsin
- Three-time third team All-Big Ten
honoree (2003, 2004, 2005)
- 2004 team co-MVP
- 2005 team MVP
- 2005 Big Ten Sportsmanship Award

Coaching History

2006 Edgewood College
- Assistant Coach
2007 Madison Area Technical College
- Head Coach
2008-2010 Purdue
- Assistant Coach
2011-2013 North Carolina
- Assistant Coach
2014-15 Arizona State
- Assistant Coach
2016 Arkansas
- Assistant Coach
2017 Purdue
- Head Coach

ASSISTANT COACH AMANDA RIVERA-EBERHART



An All-American hitter with 12 years of coaching experience, Amanda Rivera-Eberhart was named as an assistant coach on Aug. 16, 2016.

"I am excited to be back in the Big Ten, to work with my good friend Coach De Oliveira and to help build a championship-caliber program here at Purdue," Rivera-Eberhart said. "The Big Ten is a great softball conference, unique in its traditions, and to be a part of it again is a blessing."

Rivera-Eberhart comes to Purdue after spending the last four seasons as the head coach at IUPUI, guiding the Jaguars to a 95-108 record and to the Summit League Tournament championship game in 2016. Under her tutelage, Jaguar players earned three NFCA All-Region, 12 All-Summit League, 10 Summit League Player of the Week and eight Summit League All-Tournament accolades. Her charges also garnered six Academic All-Summit League selections. The 2015 team set a school record with 58 home runs, including an individual season record 14 home runs, while ranking among the nation's Top 50 in runs per game (36th, 1.120), stolen bases per game (38th, 1.47) and doubles per game (44th, 1.49).

Prior to taking over the program in Indianapolis, Rivera-Eberhart served as an assistant coach at Indiana and North Carolina State and as a volunteer assistant at Northwestern (twice) and her alma mater Illinois-Chicago.

"Coach Rivera-Eberhart brings a wealth of knowledge both offensively and defensively," head coach Boo De Oliveira said. "She has played and coached at the highest level of collegiate softball and knows what it takes to win. Her energy, passion, and integrity are contagious."

"Amanda is the type of coach you want on your staff and the type of person you want in your corner. She is extremely loyal and greatly respected in the game of softball. She is committed to my vision of excellence for Purdue Softball and will help our team in our pursuit of graduation and championships. I look forward to her helping develop champions, scholars, and citizens."

She was a volunteer assistant at Northwestern for the 2006 and 2007 seasons as well as the 2012 campaign. During Rivera-Eberhart's first stop in Evanston in 2006-07, the Wildcats compiled a 102-28 record with a Big Ten championship, a runner-up finish at the 2006 Women's College World Series and a third-place finish at the 2007 WCWS. Northwestern also set school season records with 85 home runs, 350 runs scored and 326 RBI in 2007. Rivera-Eberhart was part of the 2006 National Coaching Staff of the Year alongside Kate and Caryl Drohan and Toni Nyberg.

Rivera-Eberhart helped guide Garland Cooper to Big Ten Player of the Year awards in 2006 and 2007 and also coached Wildcat standout hitters Tammy Williams and Nicole Pauly to Big Ten Rookie of the Year awards in 2006 and 2007 respectively.

Between stints at Northwestern, Rivera-Eberhart's coaching career also included stops at N.C. State (2008) and Indiana (2009-11). She directed all camps and clinics during her time with the Wolfpack and helped the Hoosiers to an NCAA Tournament berth in 2011 -- the program's first since 2006.

Rivera-Eberhart got her start in collegiate coaching as a volunteer assistant at her alma mater Illinois-Chicago, helping the Flames to a 40-27 record in 2005, while also acting as a private hitting instructor in Chicago.

As a player, Rivera-Eberhart earned Third Team All-America, All-Great Lakes Region first team, Horizon League Player of the Year and Horizon League Tournament MVP honors as a senior after posting a season record 20 home runs (20) and 58 RBI. She set the UIC career standard for home runs (52) and hit by pitch (35), while ranking second in RBIs (193) and walks (125). Rivera-Eberhart was a four-time all-region honoree (2001-04) as a designated player and a four-time All-Summit League honoree, earning first team accolades in 2001, 2002 and 2004 and second team honors in 2003. The Redondo Beach, California, native, was named to the league's All-Newcomer Team in 2001 after lifting 13 home runs and being hit by 21 pitches.

A 2005 graduate of Illinois-Chicago, Rivera-Eberhart earned her degree in movement science.

All-Time Coaches

— Head Coach —

Bruggeman, Carol	1994-2005
Maher, Kim	2006-2013
Schuette, Kim	2014-2016
De Oliveira, Boo	2017-

— Assistant Coaches —

Ciolfi-Bartlett, Megan	2015
Connoyer, Christy	1997-2004
Conroy, Dottie	1994-96
DeFeo, Stephanie	2013
Dorey, Jason	2014-2016
Garza, Linda	2006-2009
Gasso, J. T.	2014
Gillette, Boo	2008-2010
Gleason, Kathryn	2001-04
Hannigan, Eileen	2016
Kyler, Amy	2006-07
Macias, Brandi	1998
May-Johnson, Stacy	2017
Mercier, Sam	2000-01
Monroe, Brooke	2003-05
Pineda-Boulté, Leticia	2005
Rivera-Eberhart, Amanda	2017
Stephenson, Diane	2011-2013
Tantlinger, Monica	2010-2012
Winder, Lori	1999

**2008 NFCA Midwest Region
Coaching Staff of the Year

ASSISTANT COACH STACY MAY-JOHNSON



A former USA Softball Athlete of the Year, three-time All-Big Ten honoree and former Big Ten Freshman of the Year, Stacy May-Johnson is in her first year as an assistant coach for the Boilermakers. May-Johnson, who boasts playing experience at the international, professional and collegiate levels, comes to Purdue after stints as an assistant coach at her alma mater, Iowa, and Louisville.

"I am extremely grateful for the opportunity to join the Purdue softball staff," May-Johnson said. "I am excited about the future and the direction of the program, and I know that Coach De Oliveira and the rest of our staff will take Purdue to national prominence.

"I want to thank Coach De Oliveira and the Purdue administration for allowing me to be a part of the Boilermaker family. I'm excited to be back in the Big Ten, and I can't wait to get on the field with our team this fall."

May-Johnson spent the last two seasons with the Cardinals, helping guide the team to two NCAA Tournament berths and a 65-36 record, including a second-place finish in the ACC in 2016. Under her defensive tutelage, two players earned all-region accolades and seven garnered All-ACC honors. The stint was May-Johnson's second in Louisville, following time as the team's volunteer assistant from 2008 to 2010, when the Cardinals posted back-to-back 40-win seasons and made two NCAA appearances.

"I am very happy to welcome Stacy and her family to the Purdue softball family," De Oliveira said. "She is not only a wonderful coach, but she is a person of great character. She has competed and coached at the highest level. Having played infield both in college and professionally, Stacy will bring a ton of defensive game savvy to our team. Our defense will thrive thanks to Stacy."

May-Johnson was an assistant coach at Iowa from 2011 to 2014 prior to her return trip to Louisville. She was responsible for all aspects of the offense and helped the Hawkeyes to a runner-up finish in the Big Ten in 2012. Under her watch, two players garnered all-region acclaim and 10 earned All-Big Ten honors. The Hawkeyes also received two All-Big Ten Defensive Team selections during the span.

May-Johnson got her start in coaching as a student assistant coach at Iowa in 2007, after a playing career which saw her earn three NFCA All-Mideast Region and All-Big Ten accolades. The shortstop/third baseman was named Big Ten Freshman of the Year in 2003 after leading Iowa to the regular season and conference tournament titles. She still boasts marks among the Hawkeye season top 10 in home runs (T4th, 10 in 2005) and doubles (5th, 17 in 2003) and among the career top 10 in hits (3rd with 264), doubles (3rd with 51), home runs (6th with 23) and batting average (10th with .338). In the classroom, May-Johnson was a two-time Academic All-Big Ten and Academic All-District 7 selection.

The Chicago Bandits of National Pro Fastpitch selected May-Johnson in the second round of the 2006 draft, beginning her five-year career with the team. She was the league's Rookie of the Year in 2006, the league's MVP in 2008 and 2011 and a three-time All-Star (2006, 2008, 2011), while leading the Bandits to the NPF title in 2008 and 2011. The team retired her number in 2010 after she announced her initial retirement before returning for one more season to lead the team to the league title. She is currently ranked in the top five on the NPF's list for doubles and home runs.

On the national stage, May-Johnson competed for the United States National Team in 2011 and 2012, earning the 2011 Player of the Year honor after batting .418 and ranking first on the team in hits, runs and RBI and ranking third in batting average. She helped lead the United States to the gold medal at the 2011 and 2012 World Cup of Softball and the 2011 Pan America Games, and a silver medal at the 2012 World Championship. May-Johnson also was selected as the Defensive Most Valuable Player in the USA's second place finish in the 2011 Canada Cup.

May-Johnson earned both her bachelor of arts degree in accounting and bachelor of science degree in physics from Iowa in 2007. The Reno, Nevada, native went on to earn her master's degree in physics from Louisville in 2009. The former Stacy May is married to Nate Johnson. The couple has one daughter, Corrie.

VOLUNTEER ASSISTANT COACH ASHLEY BURKHARDT



The Boilermaker softball program will benefit from the knowledge and presence of three-time all-region selection and two-year veteran of National Pro Fastpitch Ashley Burkhardt for another year, as she takes on the role of volunteer assistant coach for the second straight season.

"I'm very excited to welcome Ashley to our staff as our volunteer assistant," head coach Boo DeOliveira said. "She was a highly decorated student-athlete at Purdue University. She bleeds Black and Old Gold. Her knowledge of the game, her love of Purdue, and her integrity will all be huge assets to our program in our quest for championships."

Burkhardt (2012-15), who also served in the role last season while finishing her degree in applied exercise and health, has spent the last two summers playing NPF after being drafted by the Dallas Charge in 2015. Her four-year playing career at Purdue saw the infielder earn three-straight All-Region honors from the National Fastpitch Coaches' Association. The school's game record-holder for stolen bases wrapped her career ranked fifth among Boilermakers in batting average (.335) and RBI (122). She also ranked fourth in career sacrifice flies (8).

Burkhardt earned first team All-Midwest Region accolades at first base in 2015, following third team accolades at first base in 2014 and first team honors at second base in 2013. The Fort Wayne, Indiana, native garnered first team All-Big Ten accolades in 2014 and was a three-time Academic All-Big Ten honoree.

The Bishop Dwenger High School alumna set the school record for stolen bases in a game with four against Western Michigan on March 15, 2015, and tied the school's game record for home runs with two against Coastal Carolina on Feb. 14, 2014. Burkhardt earned four spots on the season listings in 2015, ranking tied for second in slugging percentage (.681); third in RBI (48); and fifth in batting average (.393), home runs (11) and sacrifice flies (4). She also recorded four sac flies in 2014 to tie for fifth on that season listing.

Burkhardt was a steady presence in the field and consistent force at the plate, reaching base in 136 of 167 games her final three seasons (81 percent) and in 77 percent of her 214 career games, while supplying a .250 or better batting average each season, including .320 or better each of her last three campaigns. She led the team in runs scored her sophomore and senior seasons, while also driving in a team-best 43 RBI her senior year. A career .335 hitter, Burkhardt managed 63 extra-base hits, with 31 doubles, nine triples and 23 home runs. The two-time Big Ten Player of the Week (Feb. 16, 2015, and Feb. 18, 2014) also was a threat on the basepaths, swiping 55 bases in 68 attempts (81 percent). Defensively, she converted on 96 percent of her 1,080 career chances, including a 98 percent success rate her final two seasons.

The daughter of Scott and Jennifer Burkhardt was a two-time all-state selection as a prepster, while leading her team to three-straight conference crowns.



PERSONAL INFORMATION

Full name

Mallory Elizabeth Baker

Born

Dec. 19, 1996

Parents

David & Angie Baker

Siblings

Brother - Max

Sister - Carly

Major

Organizational Leadership

#2 MALLORY BAKER

Sophomore • Utility • R/R • Greenwood, Ind. • Center Grove

2016

- Saw action in 43 games, starting 42, 24 at first base, 16 in right field and two as the designated player
- Reached base via hit, walk or hit by pitch in 28 of 43 games, while posting a .235 average
- Scored 12 runs, including the game winner against St. Bonaventure, and drove in 14 RBI
- Put together a five-game hit streak from March 4 to March 12 and reached base in 12 straight games Feb. 14 to 28
- Tallied multiple hits in seven games, including a three-hit effort at Iowa and one perfect day at the plate
- Drew 15 walks and was hit by a pitch twice
- Laid down three sacrifice bunts and lifted one sac fly
- Defensively, made good on 95 percent of her 149 chances

High School

- Miss Indiana Softball 2015
- An all-conference, all-county, and all-state selection
- Batted .560 with a .614 on-base percentage as a senior and led her team to the state title in 2015
- Batted .378 with a .438 on-base percentage as a junior and earned a Golden Glove Award after leading her team to its third straight conference title
- An all-conference and all-county honoree as a sophomore after hitting .343 with a .410 on-base percentage
- Posted a .385 average and .415 on-base percentage as a freshman starter on the varsity team, which won the county title
- Listed among the Top 100 2015 recruits by studentsportssoftball.com
- Played travel ball for the Indiana Shockwaves Black

Baker's Career Statistics

Year	AVG	GP-GS	AB	R	H	2B	3B	HR	RBI	BB	SO	TB	SH	SF	HBP	SB-ATT	OBP	SLG	PO	A	E	FLD
2016	.235	43-42	115	12	27	4	1	1	14	15	23	36	3	1	2	1-1	.331	.313	132	10	7	.953



PERSONAL INFORMATION

Full name

Morgan Alexandria Cavinder

Born

August 5, 1995

Parents

David & the late Diane Cavinder

Siblings

Brothers - David & Justin
Sister - Taylor (deceased)

Major

Management

#10 MORGAN CAVINDER

Junior • Catcher/Outfielder • R/R • Wheatfield, Ind. • Kankakee Valley

2016

- Academic All-Big Ten
- Saw action in 25 games, acting mostly as a pinch runner
- Saw time behind the plate against USF, Seton Hall and Nebraska and two games against Northwestern, making good on all eight defensive chances
- Threw out both potential base stealers she faced
- Scored six runs
- Drew a walk against USF
- Stole one base against Seton Hall

2015

- Saw action in 13 games, mostly as a pinch runner and pinch hitter
- Saw action at catcher in two games against Long Island
- Scored two runs: vs. Wisconsin and against Ball State
- Tallied first collegiate hit with a single against IPFW
- Defensively, made good on all three chances behind the plate

High School

- A three-time all-Northwest Crossroads Conference selection, garnering first team honors her freshman and senior seasons and second team accolades her junior year
- Batted .378 with 22 RBI, 22 runs, four doubles, three home runs and a .544 slugging percentage as a senior en route to all-conference and The Times all-area second team honors
- Played in the ICGSA North-South All-Star game and garnered team's award for most RBI as a senior.
- Earned second team all-conference and honorable mention all-area accolades, posting a .378 average and 26 RBI despite playing just half of her junior season while recovering from injury
- Earned the Impact Player Award and Cougar Courage Award in addition to first team all-conference and all-area honorable mention honors as a rookie after leading team to conference title
- An academic all-conference selection as a senior.
- Played junior varsity basketball as a freshman

Cavinder's Career Statistics

Year	AVG	GP-GS	AB	R	H	2B	3B	HR	RBI	BB	SO	TB	SH	SF	HBP	SB-ATT	OBP	SLG	PO	A	E	FLD
2015	.500	13-0	2	2	1	0	0	0	0	0	0	1	0	0	0	0-0	.500	.500	3	0	0	1.000
2016	.000	25-0	4	6	0	0	0	0	0	1	1	0	0	0	0	1-1	.200	.000	6	2	0	1.000
TOTAL	.167	38-0	6	8	1	0	0	0	0	1	1	1	0	0	0	1-1	.286	.167	9	2	0	1.000



PERSONAL INFORMATION

Full name

Maddison Jo Damon

Born

June 15, 1996

Parents

Jim & Kim Damon

Siblings

Brother - Ethan
Sister - Halie

Major

Applied Exercise & Health

#4 MADDIE DAMON

Sophomore • Pitcher/Outfielder • R/R • West Concord, Minn. • Kasson-Mantorville

2016

- Saw action in 18 games, starting nine
- Posted a 4-6 record with 52 strikeouts in 63 innings, including three complete games and one combined shutout
- Struck out five or more batters three times, including a season-best 10 against Pacific
- Acted as a pinch hitter or pinch runner in 13 games, tallying three hits and drawing one walk
- Scored three runs, including the game winner against Nebraska, and drove in three RBI, including the game winner against Syracuse
- Defensively, made good on all 13 chances for a perfect 1.000 fielding percentage

High School

- Minnesota Miss Softball 2015
- Minnesota's all-time strikeout leader with 1,642
- A five-time Minnesota Class AA All-State first team selection
- A MaxPreps 2015 Medium Schools All-American
- A MaxPreps Underclass All-America honoree
- A four-time all-Hiawatha Valley League and all-section honoree
- Led team to back-to-back state titles in 2014 and 2015, runner up finish in 2013.

- Went 25-2 in the circle as a senior with a 0.16 ERA, 19 shutouts and 382 strikeouts in 175 innings
- Managed a .433 average and 13 home runs at the plate
- Posted a 26-0 record in the circle with a 0.22 ERA and 323 strikeouts in 160 innings as a junior
- Earned first team-all-conference, first team all-section, first team all-state and Minnesota state all-tournament team honors as a junior, while setting the state record for perfect games in a season and issuing 20 shutouts, six no-hitters and 10 one-hitters
- As a sophomore, threw 225 strikeouts and posted a 1.24 ERA in 146 innings of work en route to Minnesota state all-tournament team, 2013 Hardware Hank Player of the Week and KTTC Sports Athlete of the Week honors
- Managed 295 Ks and a 0.55 ERA in 165 innings of action as a rookie
- Garnered KTTC and KAAL Sports Athlete of the Week honors
- Played travel ball for the Lady Lightning

Damon's Career Statistics

Year	AVG	GP-GS	AB	R	H	2B	3B	HR	RBI	BB	SO	TB	SH	SF	HBP	SB-ATT	OBP	SLG	PO	A	E	FLD
2016	.167	14-7	18	3	3	0	0	0	3	1	4	3	0	0	0	0-0	.211	.167	3	10	0	1.000
Year	W-L	ERA	G	GS	CG	ShO	SV	IP	H	R	ER	HR	BB	SO	HB	WP						
2016	4-6	4.11	18	9	3	0/1	0	63.0	76	45	37	7	28	52	4	6						



PERSONAL INFORMATION

Full name

Kaylah Christine Hampton

Born

May 14, 1996

Parents

Tee & Nichole Hampton

Siblings

Brother - Junior

Major

English Education

#17 KAYLAH HAMPTON

Junior • Catcher/Utility • R/R • Goodyear, Ariz. • Verrado

For the Record

- Tied school game record for home runs (2) against Long Island on March 13, 2015

2016

- Academic All-Big Ten
- Saw action in 41 games, starting 32, 28 at catcher and four as the designated player
- Batted at a .244 clip with three doubles and two home runs
- Accounted for 11 runs, including the game winner against Syracuse, and eight RBI, including the game winners against Iowa and Butler
- Put together a four-game hit streak from February 12 to 19
- Reached base in seven straight games Feb. 12 to 26
- Tallied multiple hits in four games, including a three-hit effort at Iowa
- Posted four perfect days at the plate
- Drew 10 walks and was hit by a pitch three times
- Laid down three sacrifice bunts and lifted one sac fly
- Defensively, made good on 98 percent of her 192 chances
- Threw out 10 of 39 potential base stealers

2015

- Saw action in 56 games, starting 53 at catcher, two as the designated player
- Batted .267 with 32 RBI, 17 runs, eight doubles, one triple and eight home runs
- Drove in a team-best eight game-winning RBI and three game-tying efforts
- Scored three game-tying runs
- Reached base via hit, walk or hit by pitch in 43 of 56 games, including a stretch of 13 straight games Feb. 6 to Feb. 21

- Posted multiple hits in seven games, including five perfect days at the plate and a 3-for-3 effort against Nebraska
- Drew 24 walks and was hit by a pitch six times
- Stole two bases and laid down one sacrifice bunt
- Batted .237 in Big Ten play with eight RBI and four doubles
- Defensively, posted a .983 fielding percentage, making good on 399 of 406 chances
- Threw out 12 potential base stealers (37 of 49)

High School

- An all-state selection
- Earned first team all-section honors each of her four years, while guiding the team to a top six finish at AIA State playoffs in 2013 and a top four finish in 2014
- As a senior, garnered second team all-state honors from AZ Central Sports as well as first team all-division and first team all-section accolades
- Verrado's four-time Defensive Player of the Year.
- Acted as team captain her junior and senior seasons
- Played travel ball for the Arizona Storm - Beach
- A National Honor Society member
- Among the top 10 percent of her graduating class academically
- Logged more than 300 hours of community service as a prepster
- A four-year AIA scholar athlete
- Has been a part of Health Occupation Students of America for two years

Hampton's Career Statistics

Year	AVG	GP-GS	AB	R	H	2B	3B	HR	RBI	BB	SO	TB	SH	SF	HBP	SB-ATT	OBP	SLG	PO	A	E	FLD
2015	.267	56-55	150	17	40	8	1	8	32	24	43	74	1	0	6	2-2	.389	.493	376	23	7	.983
2016	.244	41-32	82	11	20	3	0	2	8	10	18	29	3	1	3	0-0	.344	.354	175	14	3	.984
TOTAL	.259	97-87	232	28	60	11	1	10	40	34	61	103	4	1	9	2-2	.373	.444	551	37	10	.983



PERSONAL INFORMATION

Full name

Kristen Elizabeth Hoppman

Born

Jan. 15, 1995

Parents

Jeff & Carrie Hoppman

Siblings

Brother - John

Major

Organizational Leadership

8 KRISTEN HOPPMAN

Senior • Infielder • R/R • Sun Prairie, Wis. • Sun Prairie

For the record:

- Tied for fifth on the season list for triples (5 in 2016).

2016

- Academic All-Big Ten
- Started all 55 games, 30 at second base, 20 at shortstop and five in center field
- Boasted a team-best .313 average with eight doubles, five triples and four home runs
- Ranked 16th nationally in triples (5), 27th in triples per game (0.09) and 54th in stolen bases per game (0.51)
- Ranked tied for second in the Big Ten in triples, third in stolen bases (28) and tied for 10th in double plays (12)
- Reached base in 42 games, including a 15-game stretch from Feb. 27 to March 18
- Put together a team-best 10-game hit streak from Feb. 27 to March 13
- Scored 28 runs, including two game-tying efforts and the game winners vs. Pacific and Florida Gulf Coast
- Drove in 16 RBI, including two game-tying efforts and the game winners against New Mexico State and Iowa
- Tallied multiple hits in 16 games, including a three-hit effort against Cal State Bakersfield
- Drew six walks and was hit by a pitch five times
- Laid down five sacrifice bunts
- Defensively, boasted a .937 fielding percentage across three positions

2015

- Academic All-Big Ten
- Saw action in 56 games, starting 53, 44 in right field, seven in center field, one in left field and three at catcher
- Batted .293 with 17 runs, 13 RBI, nine doubles and two triples
- Reached base in 38 of 56 games, including an eight-game stretch from Feb. 6 to Feb. 14
- Accounted for one game-winning run and one game-tying effort
- Posted multiple hits in 10 games, including three perfect days at the plate and a 3-for-3 effort vs. Long Island
- Drew 12 walks and was hit by a pitch three times.
- Laid down seven sacrifice bunts, ranking tied for fourth among Big Ten players
- Stole four bases
- In Big Ten play, posted a .259 average with four runs, four RBI, two doubles and a triple
- Stole four bases, drew three walks and was hit by a pitch twice
- Laid down two sacrifice bunts, ranking tied for ninth in league play

- Defensively, made good on all 81 chances for a perfect 1.000 fielding percentage
- Threw out two of seven potential base stealers while behind the plate

2014


- Saw action in 47 games, starting 40 – 36 at shortstop, three at third base and one as the designated player
- Batted .206 with 14 hits, including four for extra bases
- Scored 10 runs, including the game-winner against Michigan State and two game-tying scores
- Drove in five RBI, including the game-winner against Houston
- Put together a five-game hit streak from Feb. 23-28
- Recorded three multi-hit efforts and three perfect days at the plate
- First collegiate hit was a single against #13 Louisiana-Lafayette
- First collegiate home run came against Illinois

High School

- A two-time all-state selection, earning second team honors as a junior and first team honors as a senior
- The 2013 Big 8 Conference Player of the Year, while also earning all-district honors after hitting .427 with 48 RBI and eight home runs as a senior
- Named to Wisconsin Fastpitch All-Star Senior Team after leading team to conference, regional and sectional championships
- A four-time Big 8 all-conference honoree, garnering first team honors at pitcher her last three years following a first team selection at utility as a freshman
- Led team to regional title all four years
- Hit .548 with 40 RBI and eight homers as a junior en route to Wisconsin State Journal Athlete of the Year honors
- Led team to a runner-up finish at state as a junior.
- Batted a team-best .488 with 38 RBI and nine home runs, while garnering team MVP honors her sophomore year
- Led team with .462 batting average to go with 32 RBI and three home runs en route to team MVP honors as a rookie
- Played volleyball on the freshman team and on the varsity team as a sophomore
- A four-year honor roll member
- Played travel ball for the Wisconsin Firebirds, which won the state championship in 2011 and 2012 and finished ninth at the USA/ASA Tournament in 2013 and 14th in 2012

Hoppman's Career Statistics

Year	AVG	GP-GS	AB	R	H	2B	3B	HR	RBI	BB	SO	TB	SH	SF	HBP	SB-ATT	OBP	SLG	PO	A	E	FLD
2014	.206	47-40	68	10	14	2	1	1	5	7	27	21	1	0	2	1-1	.299	.309	51	55	13	.891
2015	.293	56-55	150	17	44	9	2	0	13	12	32	57	7	0	3	4-5	.358	.380	73	8	0	1.000
2016	.313	55-55	179	28	56	8	5	4	16	6	37	86	5	0	5	28-34	.353	.480	115	55	11	.939
TOTAL	.287	158-150	397	55	114	19	8	5	34	25	96	164	13	0	10	33-40	.345	.413	239	118	24	.937



PERSONAL INFORMATION

Full name

Alexus Danielle Huffman

Born

Oct. 7, 1996

Parents

Danny & Cynthia Huffman

Siblings

Brother - Eric

Major

Organizational Leadership

#25 LEXI HUFFMAN

Sophomore • Infielder • R/R • Waller, Texas • Waller

2016

- Saw action in 41 games, starting 30 at first base and one at third base
- Batted .198 with three doubles, three home runs and 17 RBI, including the game winners against Iowa State and Florida Gulf Coast
- Scored nine runs
- Put together a four-game hit streak from March 17 to 19
- Tallied multiple hits in two games and three perfect days at the plate
- Laid down five sacrifices, drew four walks and was hit by a pitch five times
- Ranked eighth in hit by pitch (4) and sac bunts (4) and ninth in fielding double plays (6) during Big Ten play
- Registered a .983 fielding percentage, making good on all but three of her 172 chances, and participating in nine double plays

High School

- A three-time all-state selection, earning Class 4A first team honors from the Texas Sports Writers' Association her sophomore, junior and senior years

- A three-time all-district honoree
- Earned first team all-state, first team all-district and first team Greater All-Houston and Academic All-State 5A honors as a senior
- Was named Team MVP of the Greater All Houston All-Star Game
- Garnered team offensive MVP honors after posting a .486 average with a .872 slugging percentage, .682 on-base percentage, 36 RBI and 10 home runs as a junior
- Batted .575 with a .893 slugging percentage, .667 on-base percentage, 40 RBI, 13 home runs and nine stolen bases as a sophomore
- Batted .375 with 20 RBI and two home runs her freshman year
- Played travel ball for Texas Sudden Impact Gold, which ranked No. 23 in the nation her junior year and ranked No. 6 in the nation her senior season

Huffman's Career Statistics

Year	AVG	GP-GS	AB	R	H	2B	3B	HR	RBI	BB	SO	TB	SH	SF	HBP	SB-ATT	OBP	SLG	PO	A	E	FLD
2015	.198	41-31	96	9	19	3	0	3	17	4	35	31	5	0	5	1-1	.267	.323	153	16	3	.983



PERSONAL INFORMATION

Full name

Maya Catherine Hughes

Born

May 20, 1996

Parents

Damon Hughes & Sandra Daniel

Siblings

Brother - Franklin & Xavier

Major

Human Services

#22 MAYA HUGHES

Junior • Outfielder • R/R • Nolensville, Tenn. • Oakland

2016

- Academic All-Big Ten
- Appeared in 45 games, starting 27, 25 in center field and two in left field
- Saw action in 17 games as a pinch runner/pinch hitter
- Stole 15 bases, ranking tied for 10th in the Big Ten
- Batted .216 with 20 runs scored, including five game winners and one game-tying score
- Drove in five RBI, including the game winner against UC Santa Barbara
- Tallied multiple hits in five games, including a three-hit effort against UC Santa Barbara and a 3-for-3 performance against Butler
- Posted two perfect days at the plate
- Drew one walk, was hit by a pitch once and laid down one sacrifice

2015

- Big Ten Freshman of the Week, Feb. 16
- Started all 56 games, 49 in center field, six in right field and one in left field
- Batted .256 with 23 runs, 10 RBI, one double and one triple
- Stole 22 bases, ranking tied for fourth among Big Ten players
- Reached base in 34 of 56 games, including an 11-game hit streak from Feb. 13 to March 6
- Posted multiple hits in 10 games
- Drove in the game-winning RBI against Florida International
- Scored the game-tying run against IPFW and the game-winner against Iowa
- Drew eight walks and was hit by a pitch four times
- Laid down five sacrifices
- In Big Ten play, laid down two sacrifice bunts, ranking tied for ninth in the league
- Scored six runs, accounted for three RBI and stole five bases

High School

- A three-time team Offensive Player of the Year and two-time team MVP on her Jack City College prospect team, on which she played in lieu of her high school team her final three seasons
- Led Jack City in batting average as a sophomore and senior
- Earned six all-tournament team honors in her career, while posting program career bests of 114 stolen bases, 11 inside-the-park home runs and 14 triples
- Boasts the team's single season record in steals, batting average and slugging percentage
- Batted .582 with a .684 on-base percentage, 16 doubles, six triples, four home runs and 41 stolen bases as a senior, breaking her own single-season record for steals (50) set as a junior
- Posted a .994 fielding percentage her final season
- Registered a team-leading .624 average, 22 doubles, 11 triples and four home runs, while stealing 50 bases as a junior, and garnering team MVP award as well as five all-tournament team nods
- Batted .621 with 16 doubles, five triples and nine home runs, while also making good on 41 of 44 stolen base attempts her sophomore season en route to Most Improved Player honors
- Earned starting role on the varsity team at Oakland as a rookie
- Competed in track and field and was a state qualifier in the 100m dash and as a member of the 4x100 relay team in 2013 and 2014
- Played travel ball for the Jack City Jacobs, which won the travel ball championship at the Scenic City 16U fall exposure tournament and competed in the 18U SEAA and ASA Nationals events

Hughes' Career Statistics

Year	AVG	GP-GS	AB	R	H	2B	3B	HR	RBI	BB	SO	TB	SH	SF	HBP	SB-ATT	OBP	SLG	PO	A	E	FLD
2015	.256	56-56	156	23	40	1	1	0	10	8	52	43	5	0	4	22-27	.310	.276	57	0	7	.891
2016	.216	45-27	74	20	16	1	1	0	5	1	20	19	1	0	1	15-15	.237	.257	34	1	4	.897
TOTAL	.243	101-83	230	43	56	2	2	0	15	9	72	62	6	0	5	37-42	.287	.270	91	1	11	.893

**PERSONAL INFORMATION****Full name**

Katelin Elizabeth Renee Johnson

Born

April 28, 1995

Parents

Marlin and Dee Johnson

Siblings

Brother - Ben

Sister - Mel

Major

Movement and Sport Sciences

#11 KATIE JOHNSON**Senior • Pitcher/Utility • L/R • Sioux Falls, S.D. • Iowa State****2016**

- Appeared in 10 games in the circle, including two starts, registering 14 strikeouts in 15 innings
- Struck out a season-high five against Nebraska-Omaha
- Saw action in nine games as a pinch runner
- Scored three runs and stole one base

2015 (Iowa State)

- An Academic All-Big 12 first team selection
- Posted a 9-10 record with 54 strikeouts in 116.1 innings of work
- Tossed five complete games, including shutouts against Utah State and South Dakota State
- Was the pitcher of record in ISU's first five games, all wins, and did not give up an earned run in those appearances
- Tossed a marathon game for the Cyclones, going 11.2 innings against Cal Poly, allowing just one earned run with 233 pitches
- Struck out a season-best four batters in four different games

2014 (Iowa State)

- Saw action in 41 games, starting 37 as the team's ace, while posting an 18-18 mark
- Threw 20 complete games, including four shutouts, while breaking the ISU freshman record

for innings pitched (210.0) and posting the second-most strikeouts ever by a freshman (140)

- Combined to toss a no-hitter against Jackson State, pitching the first three innings of ISU's five-inning win
- Struck out an ISU freshman record 10 batters against San Diego State

High School

- Two-time first team all-state selection
- Posted a combined 28-1 record her final two years on the mound at Washington High School, while leading her team to back-to-back state championships
- Issued 159 Ks in 83.1 innings with a 0.51 ERA as a senior, while also contributing a .706 batting average with 41 RBI and five triples
- Struck out 119 batters in 74.2 innings with a 0.84 ERA As a junior and managed a .470 average with 39 hits and two home runs at the plate
- Was featured in Sports Illustrated's "Faces in the Crowd" her senior year after throwing two perfect games in one week
- National Honor Society member
- Played club ball for the South Dakota Fusion, Minnesota Irish and Kansas City Zephyrs

Johnson's Purdue Statistics

Year	AVG	GP-GS	AB	R	H	2B	3B	HR	RBI	BB	SO	TB	SH	SF	HBP	SB-ATT	OBP	SLG	PO	A	E	FLD
2016	.000	11-1	4	3	0	0	0	0	0	0	0	0	0	0	0	1-1	.000	.000	0	3	1	.750
Year	W-L	ERA	G	GS	CG	ShO	SV	IP	H	R	ER	HR	BB	SO	HB	WP						
2016	0-0	6.07	10	2	0	0/1	0	15.0	19	17	13	5	5	14	1	1						



PERSONAL INFORMATION

Full name

Emily Grace Kenny

Born

Sept. 20, 1997

Parents

Kevin & Trish Kenny

Siblings

Brother - Pete

Sisters - Charlotte & Molly

Major

Movement & Sport Sciences

#18 EMILY KENNY

Sophomore • Outfielder/Infielder • R/R • Ashburn, Va. • Stone Bridge

2016

- Saw action in 40 games, starting 26, 15 at third base, 10 in right field and one at first base
- Batted .169 with three doubles, two triples and four home runs
- Nine of her 14 hits were for extra bases
- Drove in 14 RBI, including the game winners against Indiana and Illinois
- Scored 14 runs, including four game winners
- Put together a six-game hit streak from April 16 to 24
- Drew four walks and was hit by a pitch three times
- Laid down one sacrifice bunt and lifted one sac fly
- Stole one base

High School

- A three-time all-state selection
- As a senior was first team all-district and all-region, received honorable mention all-state accolades from Virginia High School Coach's association

- Named district and region Player of the Year, VWSCA Player of the Year, 1st team All-Met and a 5A first team all-state selection in 2014
- Earned her second-straight first team all-district and all-region honors as a junior
- Received honorable mention all-state accolades from the Virginia High School Coaches' Association as a sophomore
- Led team to a runner-up finish at the state championship in 2012, while earning district and region all-tournament team honors as a rookie
- Honor roll student
- Played travel ball for the 18U New Jersey Intensity and 16U Vienna Stars.

Kenny's Career Statistics

Year	AVG	GP-GS	AB	R	H	2B	3B	HR	RBI	BB	SO	TB	SH	SF	HBP	SB-ATT	OBP	SLG	PO	A	E	FLD
2016	.169	41-26	77	14	13	3	2	4	14	4	25	32	1	1	3	1-2	.235	.416	19	19	5	.884



PERSONAL INFORMATION

Full name

Heather Lee Knight

Born

May 12, 1997

Parents

Keith & Lori Knight

Siblings

Brother - Michael

Major

Animal Sciences

#12 HEATHER KNIGHT

Sophomore • Catcher/Utility • R/R • Saddlebrook, Ariz. • Canyon Del Oro

2016


- Saw action in 39 games, starting 27 at catcher and eight at third base
- Batted .179 with one double and two home runs
- Drove in 17 RBI, including the game winners against Pacific and St. Bonaventure
- Scored 10 runs, including the game winners against New Mexico State and Indiana
- Tallied multiple hits in three games, including a perfect 3-for-3 effort and a 3-for-4 effort against Florida Gulf Coast
- Put together two three-game hit streaks
- Reached base in 10 straight games Feb. 26 to March 6
- Drew seven walks and was hit by a pitch once
- Laid down four sacrifice bunt and lifted one sacrifice fly
- Stole one base
- Defensively, made good on 98 percent of her 228 chances
- Threw out eight of 25 would-be base stealers

High School

- Named to the All-Southern All-Star first team, an Arizona state Division II, section VI second team honoree and team MVP after leading team to third place at the state championships, while acting as team captain her senior year
- An Arizona Daily Star honorable mention All-Star selection and all-southern Arizona second team honoree in 2013
- Led team to the Division II state runner up spot and a 28-8 record as a junior
- Led team to the 4A state championship and a 33-5 mark as a freshman
- Three-time honor roll member
- Played travel ball for the AZ Killer Bees

Knight's Career Statistics

Year	AVG	GP-GS	AB	R	H	2B	3B	HR	RBI	BB	SO	TB	SH	SF	HBP	SB-ATT	OBP	SLG	PO	A	E	FLD
2016	.179	39-35	95	10	17	1	0	2	17	7	17	24	4	1	1	1-2	.240	.253	198	26	4	.982



PERSONAL INFORMATION

Full name

Gina Renae Snyder

Born

Sept. 2, 1996

Parents

Jim & Cara Snyder

Siblings

Brother - Greg

Major

Interdisciplinary Science

#24 GINA SNYDER

Junior • Pitcher • R/R • Tucson, Ariz. • Sahuaro

2016

- Appeared in 22 games, starting 12
- Posted a 5-8 record with 69 strikeouts, one shutout and two saves in 72 innings of work
- Threw first career no-hitter against Florida Gulf Coast March 18, striking out seven in the six-inning contest
- Tossed two complete games
- Held foes to a .227 average, ranking sixth among Big Ten players
- Recorded five or more strikeouts in six games, including a season-best 10 against Northwestern
- In Big Ten play, ranked seventh in opponent batting average (.246) and 10th in strikeouts (41)

2015

- Saw action in 22 games, starting 10 in the circle.
- Posted a 7-3 record with 71 strikeouts and three complete games in 65 innings
- Held opponents to a .206 batting average, fourth among Big Ten players, while posting a 3.55 ERA, which ranked ninth
- Ranked 47th nationally in hits allowed per seven innings (5.28) and 54th in strikeouts per seven innings (7.6)
- Struck out five or more batters in four games, including 10 or more twice and a season best 12 against Colgate
- First collegiate victory came against Long Island.
- Made good on all nine defensive chances
- In Big Ten play, managed a 1-3 record with 17 strikeouts in 21.2 innings

High School


- A four-time All-Southern Arizona and All-D1 selection, earning first team honors as a senior, second team honors her freshman and junior years and third team accolades as a sophomore

- Managed an 11-1 record with a 1.21 ERA and 134 strikeouts in 69 innings as a senior en route to All-Southern Arizona All-Softball Pitcher of the Year honors
- Named Max Preps Player of the Game four times, while leading team to the Desert Mountain High School Softball championship
- Went 8-4 with a 2.50 ERA and registered 94 strikeouts in 75 innings her junior year
- Posted a 3-5 record with a 2.59 ERA and 62 Ks in 46 innings as a sophomore
- Registered a 2-0 record with 61 Ks and a 2.39 ERA in 41 innings, while leading the team to the state semifinals as a rookie
- Played travel ball for the Arizona Aztecs 16U team and Arizona Force Gold 18U teams in 2011, winning first place at the USSSA 16U national championships and USSSA Arizona State 16U title with the Aztecs and the 18U state title with the Force Gold
- Played for the Arizona Desert Thunder Gold in 2012, which took first place at ASA Gold Nationals, and the Arizona HotShots which finished fifth at the TCS 18U Sparkler/Fireworks tournament
- In 2013, her Lil Saints Gold team finished fifth in the silver division at TCS Nationals
- A four-year honor roll member
- Nominated to represent her high school at the National Youth Leadership Forum on National Security in Washington DC in 2013

Snyder's Career Statistics

Year	AVG	GP-GS	AB	R	H	2B	3B	HR	RBI	BB	SO	TB	SH	SF	HBP	SB-ATT	OBP	SLG	PO	A	E	FLD
2015	.000	0-0	0	0	0	0	0	0	0	0	0	0	0	0	0	0-0	.000	.000	0	9	0	1.000
2016	.000	0-0	0	0	0	0	0	0	0	0	0	0	0	0	0	0-0	.000	.000	1	5	1	.857
TOTAL	.000	0-0	0	0	0	0	0	0	0	0	0	0	0	0	0	0-0	.000	.000	1	14	1	.938

Year	W-L	ERA	G	GS	CG	ShO	SV	IP	H	R	ER	HR	BB	SO	HB	WP
2015	7-3	3.55	22	10	3	0/3	0	65.0	49	35	33	4	30	71	11	3
2016	5-8	4.47	22	12	2	1/2	2	72.0	61	55	46	14	23	69	20	4
TOTAL	12-11	3.99	44	22	5	1/5	2	137.0	110	90	78	18	53	140	31	7



PERSONAL INFORMATION

Full name

Alexis Rae Valone

Born

Oct. 11, 1993

Parents

Garry & Kim Valone

Siblings

Brothers - Jack, Sam, & Matthew

Major

Organizational Leadership

#5 LEXI VALONE

Redshirt Senior • Outfielder • R/R • Lemont, Ill. • Bowling Green State

2016

- Academic All-Big Ten
- Took a medical redshirt after suffering a preseason knee injury

2015

- Saw action in 43 games, starting 28, 25 in left field and three in right field
- Reached base via hit, walk or hit by pitch in 11 games, including a pair of two-game hit streaks
- Tallied multiple hits in three games
- Batted .159 with 11 runs, three doubles, two triples and two RBI
- Scored five game-winning runs
- Drew three walks and laid down two sacrifice bunts
- Stole three bases
- Made good on all 22 defensive chances for a perfect 1.000 fielding percentage
- In Big Ten play, managed five hits, including two doubles, and scored three runs
- Drew one walk and stole one base

2014

- Saw action in 25 games, starting five – four in left field and one in right field
- Acted mostly as a pinch hitter or pinch runner
- Batted .267 with four hits in 15 at-bats, including a double
- Went 2-for-3 at the plate against Illinois
- Tallied two perfect days at the plate
- Scored three runs and drove in three RBI
- Drove in two RBI with a pinch hit single against Michigan State
- Drew two walks
- Made good on all four defensive chances

2013 (Bowling Green State)

- Played in 48 games, starting 34 in the outfield
- Registered four hits, including a triple against IPFW

- First collegiate hit came in a 1-for-3 effort against Murray State
- Drove in an RBI against Dayton
- Scored four runs: one each vs. Campbell, Western Kentucky, Evansville and Ball State
- Drew three walks and laid down two sacrifices
- Stole one base
- Recorded 27 putouts and three assists

High School

- A three-time All-South Suburban Conference honoree, earning the accolade each of her last three years
- Garnered all-area acclaim as a senior
- Posted a career batting average of .449 with 121 RBI
- Registered a career slugging percentage of .745 and scored 94 runs
- Hit a Lemont High School record 18 career home runs
- Led team in batting average, steals, home runs and RBI as a rookie
- Led team to regional appearances her sophomore and junior years
- A four-year honor roll member
- Homecoming Queen
- Lettered in cheerleading
- Played travel ball for the Lemont Rockers and the Cincy Doom
- Selected as an All-Star in Rising Star Maximum Exposure Tournament in Davie, Fla., and as an all-American at the Colorado Sparkler Tournament
- Team finished in the Top 10 at the St. Louis Northern National ASA Tournament

Valone's Purdue Statistics

Year	AVG	GP-GS	AB	R	H	2B	3B	HR	RBI	BB	SO	TB	SH	SF	HBP	SB-ATT	OBP	SLG	PO	A	E	FLD
2014	.267	25-5	15	3	4	1	0	0	3	2	5	5	0	0	0	0-0	.353	.333	4	0	0	1.000
2015	.159	43-28	69	11	11	3	2	0	2	3	27	18	2	0	0	3-3	.194	.261	22	0	0	1.000
TOTAL	.179	68-33	84	14	15	4	2	0	5	5	32	23	2	0	0	3-3	.225	.274	26	0	0	1.000



PERSONAL INFORMATION

Full name

Erika Layne Beeler

Born

Aug. 2, 1995

Parents

Jeffrey & Jami Beeler

Siblings

Brother - Josh

Major

Sales & Marketing

#20 ERIKA BEELER

Sophomore • Pitcher • R/R • Sharpsville, Ind. • Western/Anderson

2015 (Anderson University)

- Saw action in nine games, posting a 4-5 record and 2.75 ERA in 20.1 innings of work
- Issued 13 strikeouts
- Recorded wins against Lesley, Kalamazoo, Defiance and Spalding
- Longest outing was six and two thirds innings against Thomas Moore on April 17, featuring four strikeouts in a 2-1 loss

High School

- Three-time all-conference selection, earning first team honors as a junior and senior and second team accolades as a sophomore
- A three-time all-county selection, garnering recognition her last three years
- Earned Western's Outstanding Pitcher Award her freshman, junior and senior years
- Led team to section titles in 2011 and 2014 and regional title in 2011

- Named Section Championship Pitcher
- Recorded 131 strikeouts as senior and pitched a no-hitter
- Named player of the game three times
- Four-year academic honor roll member

Personal

- Given name is Erika Layne Beeler
- Parents are Jeffrey and Jami Beeler, both Purdue alums. Mother was a member of the Gold Dusters dance team
- Aunt Leah (Beeler) Tate and uncle Brian Beeler are Purdue alums
- Has volunteered or been a part of Boys and Girls Club, March of Dimes, Relay for Life and Walk-A-Mile in My Shoes
- Supervised Daddy & Daughter Dance at local YMCA, donated and volunteered at local women's shelter, assisted with peer tutoring and assisted with BINGO at local nursing home



#27 KAITLYNN MOODY

Sophomore • Pitcher/First Base • R/R • West Lafayette, Ind. • Harrison/IUPUI



PERSONAL INFORMATION

Full name

Kaitlynn Allyce Moody

Born

April 10, 1997

Parents

Jeff & Janell Moody

Siblings

Brother - Ayden

Sisters - Ashton & Abrianna

Major

Law & Society


2016 (IUPUI)

- Garnered NFCA All-Central Region second team honors as well as a Summit League Pitcher of the Week nod (April 24)
- Saw action in 42 games with 37 starts at pitcher, first base and designated player
- In 29 appearances in the circle, including 14 starts, managed a 5-10 record with a 3.49 ERA and 89 strikeouts in 90 innings of work
- At the plate, batted .290 with five doubles, three home runs and 11 RBI
- Drew 20 walks and boasted a .416 on-base percentage
- Tallied multiple hits in eight games and put together two four-game hitting streaks.

High School

- A three-time all-state selection, earning first team honors as a senior and third team accolades her first two years
- The 2015 Journal and Courier Big School Player of the Year
- Spent her first two seasons at Lafayette Jefferson High School before transferring to Harrison High School for her final two years

- As a senior, posted a 0.74 ERA and issued 230 strikeouts in 114 innings en route to a 14-6 record and .100 opponent batting average
- Managed a .562 average at the plate with 11 doubles, three home runs and 24 RBI
- Named first team all-state, all-district and all-conference, team MVP and to the Hoosier North/South All-Star team as a senior
- Earned all-area, all-district and all-Hoosier Crossroads Conference honors with a 0.65 ERA and 226 strikeouts as a junior
- Boasted a .437 average, 12 doubles, four home runs and 33 RBI, while leading Harrison to conference and sectional titles
- Led Lafayette-Jeff to the 4A sectional finals in 2013 en route to her second straight third team all-state accolade, two National Fastpitch Coaches Association Player of the Week and one Max Preps National Player of the Week awards
- Garnered third team all-state, first team all-HCC, all-district and all-area honors as a rookie with a 1.88 ERA, 179 strikeouts and a 13-6 record, while also posting a .380 batting average with 15 doubles, three home runs and 22 RBI



PERSONAL INFORMATION

Full name

Stephanie Charlotte Ramsey

Born

Sept. 14, 1995

Parents

Michael & Elizabeth Ramsey

Siblings

Sisters - Rachel & Natalie

Major

PR & Strategic Communication

#19 STEPHANIE RAMSEY

Sophomore • Utility • R/R • Noblesville, Ind. • Noblesville

2015 (Purdue)

- Saw action in 17 games, starting one as the designated player and one in right field
- Batted .200 with five runs, one hit by pitch and one steal
- Reached base in four games with three hits and a hit by pitch
- Had hits in back-to-back at-bats vs. Long Island and Central Connecticut State
- First collegiate hit was a single against Florida Gulf Coast
- Made good on all four defensive chances

High School

- A three-time Hoosier Crossroads all-conference selection and four-time first team Hamilton County Daily Ledger selection
- A two-time Noblesville Times Hamilton County Sports Daily first team selection

- Noblesville High School Female Athlete of the Year in 2014
- Earned both all-conference and all-county accolades after batting .387 with 23 RBI, six home runs and four doubles her junior season
- Batted .400 with 14 RBI, five doubles and three triples as a sophomore en route to all-conference honors
- Garnered all-county accolades as her team won the Hoosier Crossroads Conference title her rookie season
- Played varsity basketball as a freshman
- Played travel ball for the Indiana Shock Waves, which participated in the ASA Gold Nationals in 2013, won state in 2011 and finished fifth at nationals in 2008
- A two-year national honor society member



PERSONAL INFORMATION

Full name

Alexa Ann Binckes

Born

July 14, 1998

Parents

Brian & Lisa Binckes

Siblings

Brother - Nicholas

Major

Health Science

#14 ALEXA BINCKES

Freshman • Catcher/Infielder • R/R • Ashburn, Va. • Briar Woods

High School

- A two-time all-district honoree, earning first team honors as a sophomore and second team accolades as a freshman
- Batted .394 with a .494 on-base percentage and .697 slugging percentage as a senior captain en route to the team's best offense award
- Earned first team all-conference and honorable mention all-region honors after leading her team to the conference and regional titles and a state runner-up finish as a sophomore.
- Led team to state championship appearances in 2013 and 2014

- Missed her junior season due to injury
- On the basketball court, earned the all-star award as a freshman on the junior varsity team, and played on the varsity squad as a sophomore
- A four-year "A" honor roll student
- Played travel ball for the New Jersey Insensity 18U Premiere team and for the Vienna Stars 18U Gold team
- Reunites with former travel ball teammate Emily Kenny, who will be a sophomore for the Boilermakers



PERSONAL INFORMATION

Full name

Madison M. Douglass

Born

April 13, 1998

Parents

Patrick & Jennifer Douglass

Siblings

Brother - Peyton

Sister - Gwendolyn

Major

Law & Society

#42 MADISON DOUGLASS

Freshman • Outfielder/First Base • R/R • Frankfort, Ind. • Clinton Prairie

High School

- The 2014 Journal and Courier Small School Player of the Year as a sophomore after batting .559 with 28 RBI, 36 runs and reaching base in 70 percent of her plate appearances
- Garnered Clinton County Player of the Year honors from the Frankfort Times as a senior, while also earning all-conference honors accolades as team captain.
- A three-time Hoosier Heartland all-conference honoree
- Registered 14 home runs in 33 hits, while also earning 27 walks and stealing 11 bases en route to a spot on Max Preps' listing of Top 25 sophomores in the nation.
- Earned all-area honors after batting .610 with 17 RBI, 12 extra-base hits and a .775 on-base percentage despite missing part of her junior season

- A three-time all-area honoree and two-time team captain on the diamond
- On the basketball court, earned Clinton County Player of the Year honors from the Times her freshman, sophomore and senior seasons
- Garnered all-Hoosier Heartland Conference accolades in basketball three times and was named as an all-state honorable mention selection for underclassmen as a sophomore
- A four-year honor roll member and president of Student Leaders and Mentors at Clinton Prairie High School
- Played travel ball for the Lids Indiana Dreams team



PERSONAL INFORMATION

Full name

Samantha Marie Peltz

Born

Feb. 4, 1998

Parents

David & Jennifer Peltz

Siblings

Brother - DJ

Sister - Michelle

Major

Aeronautic Engineering
Technology

#3 SAM PELTZ

Freshman • Infielder • R/R • Glendale, Wis. • Nicolet

High School

- A four-time all-conference selection, earning honorable mention acclaim as a freshman
- Named all-conference, all-area and All-North Shore as a senior after batting .636 with 25 extra-base hits, 24 RBI, 38 runs and 13 stolen bases
- Posted a .949 fielding percentage at shortstop en route to team MVP honors
- A four-year starter on the diamond, acting as team captain her final two seasons
- Played four years of volleyball, earning the teammate award her junior and senior years as a member of the varsity squad

- Played four years of basketball, garnering most improved honors on varsity as a sophomore and acting as varsity team captain her last two years
- A three-year National Honor Society member
- A member of the National Spanish Honor Society as a senior
- WIAA Scholar Athlete Award winner, Brittany Gigl Scholarship Award winner, Kukla Scholarship Award winner as best female athlete in 2016 and Purdue Presidential Scholarship winner



PERSONAL INFORMATION

Full name

Brooke Madison Perry

Born

March 18, 1998

Parents

David & Jennifer Perry

Siblings

Brother - Carson

Major

Health Science

#23 BROOKE PERRY

Freshman • Pitcher/Infielder • R/R • Clemmons, N.C. • West Forsyth

High School

- A two-time all-state honoree
- Named North Carolina State Pitcher of the Year, MVP of the 4A N.C. State Tournament and as a Winston-Salem Journal Athlete of the Week as a senior
- Went 21-1 with 154 strikeouts in 129 innings with a 0.812 ERA, three no-hitters and 10 shutouts en route to all-conference, all-district and all-state honors her final season
- At the plate, batted .470 with 50 RBI, 10 home runs and an .850 slugging percentage
- Led team to No. 1 ranking in North Carolina, No. 22 ranking in the country and the 2016 North Carolina State championship, the first in school history
- Posted a .441 average and .506 on-base percentage at the plate and an 11-3 record with 114 Ks in 94.2 innings in the circle as a junior

- Led team to the third round of the state playoffs and to the Central Piedmont Conference title in 2015 en route to CPC Pitcher of the Year, all-district and all-conference honors
- Posted a 7-5 record and 1.9 ERA to go with a .368 batting average as a sophomore on the way to all-conference honors and mention on Full Count Softball's 2016 Player to Watch list
- Tallied 53 Ks in 42 innings as a rookie, while batting .397 and leading the team to the third round of the state playoffs
- A National Honor Society member and three-time honor roll recipient
- Member of the science, math and art honor societies
- Played travel ball for the N.C. Lady Lightning 16U team, which was ranked 28th nationally and finished 17th at PGF Nationals



PERSONAL INFORMATION

Full name

Tayler Lynn Wullenweber

Born

Nov. 6, 1997

Parents

Shannon and Jennifer Wullenweber

Major

Visual Communications Design

7 TAYLER WULLENWEBER

Freshman • Outfielder/Infielder • L/R • Lawrenceburg, Ind. • East Central

High School

- A two-time all-state honoree, earning first team honors as a senior and third team honors as a junior
- A four-time all-Eastern Indiana Athletic Conference and all-Dearborn County selection
- Named EIAC MVP, Dearborn County Player of the Year, team MVP and Offensive Player of the Year and to the Indiana North/South All-Star team as a senior
- Boasts school record for career hits, doubles, RBI, batting average and assists, season batting average, longest hit streak (27 games) and most RBI in a game
- Batted .568 with 45 RBI, 32 runs and 20 extra base hits, while boasting a .634 on-base percentage and .991 fielding percentage as a senior
- Batted .500 as a junior and posted a 1.284 OPS and .975 fielding percentage, while earning team defensive player of the year accolades and breaking the school record for career batting average

- Batted .429 as a sophomore with a 1.236 OPS and .984 fielding percentage en route to her second straight all-conference and all-county accolade and second straight team batting title
- Named EIAC Newcomer of the Year as a rookie after batting .407 with a .975 OPS and .945 fielding percentage
- Earned all-conference and all-county honors while leading the team to the EIAC title as the starting second baseman her freshman year
- A four-year exemplary honor roll student and a National Honor Society member
- Attended the National Junior Leadership Conference in Washington D.C., and graduated with an academic honor diploma
- Played travel ball for the Cincy Static 97, and led the team with a .600 average, 1.291 slugging percentage and nine home runs in 2015



The 2016 season was highlighted by an upset win over No. 25 UCF, the program's 700th victory on April 9 vs. Wisconsin, coach Kim Schuette's 300th Division I victory (March 5 vs. College of Charleston), and senior pitcher Lilly Fecho's swan song.

The Boilermakers faced off with 13 eventual NCAA Regional competitors in 24 games en route to a 27-28 overall record. The team posted an 18-11 mark during seven non-conference tournaments in locales ranging from Stockton, California, to Tucson, Arizona and three stops in Florida. Purdue also managed an 8-15 mark in Big Ten play, good for a three-way tie for 10th place.

Fecho set the standard for career strikeouts (817) and posted an 18-14 mark with a 2.05 ERA, 219 strikeouts, five shutouts and three saves in 218 innings, while garnering first team All-Mideast Region and first team All-Big Ten honors as well as three Big Ten Pitcher of the Week accolades.

Outfielder Lauren Stewart earned two Big Ten Freshman of the Week nods, lifted the team's lone grand slam of the year and ranked second in batting average with a .306 mark and a team-leading 34 runs. Infielder/outfielder Kristen Hoppman paced the team at the plate with a .313 average, 28 runs, 28 steals and 17 extra-base hits.

In the classroom, Fecho earned Academic All-America third team accolades, while she and senior Mary Gooding garnered Academic All-District honors. Ten players earned Academic All-Big Ten honors.

The Boilermakers ranked 26th nationally in triples per game, 44th in double plays per game and 48th in stolen bases per game. Purdue led the Big Ten in looking strikeouts pitched with 99 and in triples in conference play (9).

Statistically Speaking

Infielder/outfielder Kristen Hoppman led the Boilermaker bats with a .313 average, 28 stolen bases, 28 runs, five triples and four home runs. Outfielder Lauren Stewart (.306), designated player Katie Harrison (.291), infielder/outfielder Mary Gooding (.250), catcher Kaylah Hampton (.244), first baseman/outfielder Mallory Baker (.235) and shortstop Paris Andrew (.230) followed. Harrison drove in a team-leading 25 RBI with 10 doubles and six home runs, while also earning 21 walks. Stewart scored a team-best 34 runs to go with 22 RBI, 10 doubles, three home runs and 18 stolen bases. Gooding tallied six doubles and scored 20 runs, while Hampton chipped in 11 runs, eight RBI and two home runs. Andrew boasted six doubles, 14 RBI and eight steals, while Baker added four doubles and 12 runs. In limited action, outfielder Maya

Hughes (.216) stole 15 bases and scored 20 runs. As a team, Purdue batted .242 with 95 extra-base hits, including 25 home runs, and 80 steals.

In the circle, senior lefty Lilly Fecho (18-14) struck out 219 batters in 218 innings, including 24 complete games, five shutouts, three saves and a no-hitter. Sophomore Gina Snyder (5-8) issued 69 Ks in 72 innings, including a no-hitter. Freshman Maddie Damon (4-6) added 52 Ks in 63 innings, including three complete games, while junior transfer Katie Johnson (0-0) struck out 14 batters in 15 innings. The staff allowed opponents to post a .246 average.

The Boilermakers were hit by 43 pitches, matching the 2015 team for second most in program history. The team also reached the top five in triples (14), matching the fifth-place output by the 1998 and 2011 squads. The pitching staff recorded 354 strikeouts, good for second place all-time behind the 2015 team's record of 399. Fecho's 219 strikeouts ranked second most all-time in a season to her own record of 295 K's in 2015.

Purdue ranked 26th nationally in triples per game (0.25), 44th in double plays per game (0.42) and 48th in stolen bases per game (1.45). Hoppman was 16th in triples (5), 27th in triples per game (0.09) and 54th in stolen bases per game (0.51). Fecho ranked 24th in strikeouts, 62nd in ERA (2.05) and 70th in strikeouts per seven innings (7.0). Harrison's four sacrifice flies ranked 48th nationally.

Boilermakers Record 700th Program Victory

The Purdue softball program recorded the 700th win in school history with a 5-4 victory over Wisconsin on April 9. In 23 seasons, the Boilermakers have posted a 705-589-7 record. The program recorded its 600th victory against Utah State on Feb. 15, 2013. The Purdue softball program began in 1994 and has posted 16 winning seasons and two .500 seasons, while reaching the 30-win milestone 16 times. Over the years, the Boilermakers have played 212 games against ranked opponents, including five in 2016.

On The Honor Roll

Senior Lilly Fecho earned All-Midwest Region and All-Big Ten honors, garnering first team accolades on both fronts. The Carol Stream, Illinois, native also was tabbed as Big Ten Pitcher of the Week three times (March 7, March 21, April 25) and was named as one of Fastpitch News' 2016 Preseason Top 50 NCAA Softball Pitchers and to the College Sports Madness Preseason All-Big Ten first team. Outfielder Lauren Stewart nabbed two Big Ten Freshman of the Week honors (Feb. 15 and April 25).

2016 AWARDS/HONORS

Paris Andrew

- Academic All-Big Ten
- Big Ten Sportsmanship Award honoree

Morgan Cavinder

- Academic All-Big Ten

Lilly Fecho

- First Team All-Midwest Region
- First Team All-Big Ten
- Academic All-America third team
- Academic All-District V
- Academic All-Big Ten
- Three-time Big Ten Pitcher of the Week (3/7, 3/21, 4/25)
- Fastpitch News 2016 Preseason Top 50 NCAA Softball Pitcher
- Set career record for strikeouts (817)
- Threw no-hitter vs. St. Bonaventure (3/6)

Mary Gooding

- Academic All-District V
- Academic All-Big Ten

Kaylah Hampton

- Academic All-Big Ten

Kristen Hoppman

- Academic All-Big Ten

Maya Hughes

- Academic All-Big Ten

CJ Parsons

- Academic All-Big Ten

Sydney Pencek

- Academic All-Big Ten

Gina Snyder

- Threw no-hitter vs. Florida Gulf Coast (3/18)

Lauren Stewart

- Two-time Big Ten Freshman of the Week (2/15, 4/25)
- Hit grand slam vs. Nebraska-Omaha (2/13)

Lexi Valone

- Academic All-Big Ten

In the classroom, Fecho earned third team Academic All-America honors, marking Purdue softball's first Academic All-America selection since 2014 and the eighth in program lore. Fecho and senior Mary Gooding garnered Academic All-District accolades. It was the second straight for Fecho and the first for Gooding. The pair also was part of a group of 10 Boilermakers that earned Academic All-Big Ten honors.

Breakout Performances

Freshman Lauren Stewart lifted a grand slam in the second inning against Omaha, the first for Purdue since Katie Harrison launched one vs. Wisconsin on March 20, 2015. The grand slam is the 25th in school history and Stewart becomes the 19th Purdue player to be credited with a grand slam.

Senior Lilly Fecho tossed her second career no-hitter, striking out 11 and allowing one walk, in an 8-0 run-rule victory over St. Bonaventure on March 6. A two-out walk in the first inning was the only merr in the game.

Sophomore Gina Snyder struck out seven batters and allowed just two base runners via hit by pitch, one in the second and one in the fifth, in a complete-game no-hitter against Florida Gulf Coast on March 18. The six-inning, 9-0 run-rule effort was the first no-no of her Boilermaker career, the 19th in program history and the 17th by a single Purdue pitcher.

In A Season

In 2016, the Boilermakers were hit by 43 pitches, matching the 2015 team for second most all-time. The team also reached the top five in triples (14), matching the fifth-place output by the 1998 and 2011 squads. The 2016 pitching staff recorded 354 strikeouts, good for second place all-time, behind the 2015 team's record of 399.

Individually, seniors Katie Harrison and Lilly Fecho and junior Kristen Hoppman earned spots on the season top five lists. Fecho issued 219 K's in 2016, good for second place all-time ahead of Suzie Rzegocki's 216 in 2010, and behind Fecho's own record of 295 in 2015. Fecho recorded three saves in 2016, good for a 10-way tie for fourth on that listing. With four sacrifice flies, Harrison tied for fifth on that listing with three other occurrences. With five triples, Hoppman moved into a four-way tie for fifth place on that listing.

Records Watch

In Purdue history, senior pitcher Lilly Fecho ended her time as a Boilermaker ranked first in career strikeouts (817), second in starts (125), third in victories (67), third in complete games (87), third in innings pitched (840.1), tied for third in appearances (160) and fifth in shutouts (17).

Fecho entered the 2016 season two wins away from a spot in the career top five, and recorded three victories on opening weekend, moving her into fifth place, ahead of Diana LaRiva (2003-06)'s tally of 51. She also passed Leighann Burke (2000-03)'s 54 and Sheryl Scheve (1996-98)'s 57.

With 39 appearances in 2016, Fecho (160) passed Nicole Crouse's fifth place total of 128 appearances from 1999-2002 and LaRiva's fourth place tally of 142 and matched Burke's 160.

After beginning the year in a fifth-place tie with Scheve in games started and posting 32 starts, Fecho (125) moved ahead of Burke (94) and LaRiva (103) and Baker (124) for second place.

Fecho issued 28 strikeouts in Tucson on opening weekend, moving her strikeouts tally to (626), good for second place all-time ahead of LaRiva's 620. She tied the record mark of 728 set by Rzegocki on March 17 and took sole possession of the record against Iowa State on March 18, moving her tally to 732. She wrapped up her career with a record 817.

Senior Salute

The 2016 season marked the final campaign for six Boilermakers: Paris Andrew, Lilly Fecho, Mary Gooding, Katie Harrison, CJ Parsons and Sydney Pencek. Collectively, they earned 15 Academic All-Big Ten honors as well as two All-Region, three All-Big Ten, one Academic All-America and three Academic All-District honors. They occupied nearly every position on the field in their careers while beating 11 of the 12 Big Ten foes they faced and knocking off six Top 25 teams.

In the Stands

More than 7000 fans came to the Boilermaker Softball Stadium, an average of more than 600 per game. An April 17 contest against Illinois brought in a season-high 889 fans, while 813 supporters were in attendance for the season finale against Northwestern.

2016 Multi-Hit Games

Name	2	3	4	Total
Kristen Hoppman	15	1	-	16
Lauren Stewart	7	2	-	9
Katie Harrison	6	2	1	9
Mary Gooding	7	1	-	8
Mallory Baker	6	1	-	7
Paris Andrew	5	1	-	6
Maya Hughes	3	2	-	5
Kaylah Hampton	3	1	-	4
Heather Knight	1	2	-	3
Lexi Huffman	2	-	-	2
Emily Kenny	1	-	-	1
CJ Parsons	1	-	-	1
Sydney Pencek	1	-	-	1
TEAM	58	13	1	72

2016 Multi-RBI Games

Name	2	3	4	Total
Katie Harrison	6	1	-	7
Mallory Baker	4	1	-	5
Heather Knight	5	-	-	5
Lauren Stewart	3	1	1	5
Kristen Hoppman	3	1	-	4
Lexi Huffman	-	4	-	4
Emily Kenny	3	1	-	4
Paris Andrew	2	-	-	2
Mary Gooding	2	-	-	2
Kaylah Hampton	2	-	-	2
Maya Hughes	1	-	-	1
CJ Parsons	1	-	-	1
TEAM	32	9	1	42

2016 Hitting Streaks

Name	Longest	Current
Kristen Hoppman	10	2
Mary Gooding	8	-
Lauren Stewart	6	1
Emily Kenny	6	-
Mallory Baker	5	-
Kaylah Hampton	4	-
Katie Harrison	4	-
Lexi Huffman	4	1
CJ Parsons	4	1
Paris Andrew	3	1
Maya Hughes	3	-
Heather Knight	3	-
Maddie Damon	2	-
Sydney Pencek	2	-

Season Records Updates

Category	Stat	Rank
Triples	14	5th
Hit by Pitch	43	T2nd
Strikeouts Pitched	354	2nd

Lilly Fecho

Category	Stat	Rank
Saves	3	4th
Strikeouts	219	2nd

Kristen Hoppman

Category	Stat	Rank
Triples	5	T5th

Katie Harrison

Category	Stat	Rank
Sacrifice Flies	4	T4th

2016 STATISTICS



Player	Overall Record: 27-28 Home: 3-9 Away: 14-9 Neutral: 10-10 Big Ten: 8-15																		
	AVG	GP-GS	AB	R	H	2B	3B	HR	RBI	TB	SLG%	BB	HBP	SO	OB%	SF	SH	SB-ATT	FLD%
Hoppman, Kristen	.313	55-55	179	28	56	8	5	4	16	86	.480	6	5	37	.353	0	5	28-34	.939
Stewart, Lauren	.306	55-55	157	34	48	10	2	3	22	71	.452	17	2	33	.381	0	3	18-23	.909
Harrison, Katie	.291	50-48	127	7	37	10	0	6	25	65	.512	21	5	11	.401	4	1	0-0	.000
Gooding, Mary	.250	55-55	172	20	43	6	2	0	15	53	.308	11	4	23	.307	2	2	3-4	.962
Baker, Mallory	.235	43-42	115	12	27	4	1	1	14	36	.313	15	2	23	.331	1	3	1-1	.953
Andrew, Paris	.230	44-42	113	8	26	6	1	0	14	34	.301	4	7	18	.298	0	3	8-9	.937

Hampton, Kaylah	.244	41-32	82	11	20	3	0	2	8	29	.354	10	3	18	.344	1	3	0-0	.984
Hughes, Maya	.216	45-27	74	20	16	1	1	0	5	19	.257	1	1	20	.237	0	1	15-15	.897
Huffman, Lexi	.198	41-31	96	9	19	3	0	3	17	31	.323	4	5	35	.267	0	5	1-1	.983
Knight, Heather	.179	39-35	95	10	17	1	0	2	17	24	.253	7	1	17	.240	1	4	1-2	.982
Parsons, CJ	.169	42-29	65	4	11	1	0	0	4	12	.185	9	3	12	.299	0	3	0-0	.919
Kenny, Emily	.169	41-26	77	14	13	3	2	4	14	32	.416	4	3	25	.235	1	1	1-2	.884
Pencek, Sydney	.167	46-18	36	11	6	0	0	0	2	6	.167	1	2	14	.231	0	0	2-3	1.000
Damon, Maddie	.167	14-7	18	3	3	0	0	0	3	3	.167	1	0	4	.211	0	0	0-0	1.000
Cavinder, Morgan	.000	25-0	4	6	0	0	0	0	0	0	.000	1	0	1	.200	0	0	1-1	1.000
Johnson, Katie	.000	11-1	4	3	0	0	0	0	0	0	.000	0	0	0	.000	0	0	1-1	.667
Totals	.242	55	1414	200	342	56	14	25	176	501	.354	112	43	291	.315	10	34	80-96	.953
Opponents	.246	55	1431	209	352	53	6	385	187	531	.371	123	51	354	.326	7	39	47-67	.957

LOB - Team (297), Opp. (339). DPs turned - Team (23), Opp. (21).

Player	ERA	W-L	G	GS	CG	Sho	SV	IP	H	R	ER	BB	SO	2B	3B	HR	BA	WP	HBP	SFA	SHA
Fecho, Lilly	2.05	18-14	39	32	24	5/1	3	218.1	196	92	64	67	219	27	3	12	.232	5	26	2	22
Damon, Maddie	4.11	4-6	18	9	3	0/1	0	63.0	76	45	37	28	52	9	1	7	.304	6	4	3	9
Snyder, Gina	4.47	5-8	22	12	2	1/2	2	72.0	61	55	46	23	69	11	2	14	.227	4	20	2	6
Johnson, Katie	6.07	0-0	10	2	0	0/1	0	15.0	19	17	13	5	14	6	0	5	.279	1	1	0	2
Totals	3.04	27-28	55	55	29	8/2	5	368.1	352	209	160	123	354	53	6	38	.246	16	51	7	39
Opponents	2.97	28-27	55	55	21	8/3	5	372.2	342	200	158	112	291	56	14	25	.242	29	43	10	34

PB - Team (5), Opp. (13). Pickoffs - Team (2), Knight 1, Fecho 1; Opp (1). SBA/ATT - Fecho (31-42), Hampton (30-40), Knight (17-25), Snyder (8-12), Damon (7-11), Cavinder (0-2), Johnson (1-2).

Player	Big Ten Record: 8-15 Home: 2-9 Away: 6-6																		
	AVG	GP-GS	AB	R	H	2B	3B	HR	RBI	TB	SLG%	BB	HBP	SO	OB%	SF	SH	SB-ATT	FLD%
Stewart, Lauren	.279	23-23	61	9	17	2	1	1	8	24	.393	6	1	10	.353	0	0	6-10	.914
Hoppman, Kristen	.263	23-23	80	9	21	5	3	2	9	38	.475	1	0	16	.272	0	3	47	.958
Harrison, Katie	.250	20-18	48	3	12	4	0	2	7	22	.458	11	1	6	.393	1	0	0-0	.000
Kenny, Emily	.217	20-15	46	8	10	2	2	2	7	22	.478	2	1	9	.260	1	0	0-1	.875
Gooding, Mary	.206	23-23	68	5	14	1	1	0	4	17	.250	6	1	15	.276	1	0	1-1	.956
Hampton, Kaylah	.196	21-17	46	3	9	2	0	0	3	11	.239	3	2	8	.275	0	1	0-0	.976

Huffman, Lexi	.163	18-16	43	4	7	0	0	1	5	10	.233	2	4	18	.265	0	4	1-1	.990
Andrew, Paris	.156	18-17	45	5	7	2	0	0	3	9	.200	1	4	6	.240	0	1	3-3	.944
Parsons, CJ	.152	18-14	33	1	5	0	0	0	3	5	.152	0	2	5	.200	0	2	0-0	.913
Hughes, Maya	.152	16-13	33	5	5	0	1	0	0	7	.212	0	1	8	.176	0	0	5-5	.955
Baker, Mallory	.128	13-13	39	1	5	0	1	0	7	7	.179	3	1	7	.209	0	0	1-1	.976
Pencek, Sydney	.091	18-5	11	3	1	0	0	0	1	1	.091	1	1	2	.231	0	0	1-2	1.000
Knight, Heather	.000	11-10	23	2	0	0	0	0	1	0	.000	2	0	4	.080	0	2	1-1	1.000
Damon, Maddie	.000	3-0	1	1	0	0	0	0	0	0	.000	0	0	1	.000	0	0	0-0	1.000
Cavinder, Morgan	.000	9-0	1	3	0	0	0	0	0	0	.000	0	0	0	.000	0	0	0-0	1.000
Johnson, Katie	.000	6-0	0	2	0	0	0	0	0	0	.000	0	0	0	.000	0	0	0-0	.000
Totals	.196	23	578	64	113	18	9	8	58	173	.299	38	19	115	.266	3	13	23-32	.958
Opponents	.259	23	617	97	160	25	3	16	86	239	.387	49	24	128	.337	1	13	27-33	.957

LOB — Team (110), Opp (140). DPs turned - Team (11), Opp. (8). IBB - Team (0), Opp. (6)

Player	ERA	W-L	G	GS	CG	Sho	SV	IP	H	R	ER	BB	SO	2B	3B	HR	BA	WP	HBP	SFA	SHA
Johnson, Katie	0.00	0-0	1	0	0	0/0	0	0.2	1	0	0	1	1	1	0	0	.333	0	0	0	0
Fecho, Lilly	2.30	5-9	20	15	10	1/1	3	103.2	105	53	34	31	82	14	2	5	.255	4	15	0	9
Snyder, Gina	5.05	3-6	12	8	1	0/1	2	44.1	42	35	32	13	41	9	1	10	.246	2	8	1	4
Damon, Maddie	6.00	0-0	3	0	0	0/0	0	7.0	12	9	6	4	4	1	0	1	.375	1	1	0	0
Totals	3.24	8-15	23	23	11	2/1	5	155.2	160	97	72	49	128	25	3	16	.259	7	24	1	13
Opponents	2.20	15-8	23	23	9	6/2	3	159.0	113	64	50	38	115	18	9	8	.196	14	19	3	13

PB — Team (3), Opp (4). Pickoffs - Team (2). SBA/ATT — Fecho (22-27), Hampton (18-21), Knight (9-10), Snyder (5-5), Cavinder (0-2), Damon (0-1).



2016 RESULTS

Date	Opponent	Score	R-H-E	R-H-E	Inn.	Overall	Big Ten	Pitcher of Record	Att.	Time
! Feb. 12, 2016	vs. Southern Utah	W 8-1	8-14-1	1-3-1	7	1-0	0-0	Fecho (W 1-0)	129	2:08
! Feb. 12, 2016	vs. UC Santa Barbara	W 10-9	10-12-1	9-10-3	7	2-0	0-0	Fecho (W 2-0)	164	2:38
! Feb. 13, 2016	vs. Nebraska-Omaha	L 5-8	5-7-5	8-6-2	7	2-1	0-0	Snyder (L 0-1)	1236	2:20
! Feb. 13, 2016	at No. 13 Arizona	L 1-11	1-1-1	11-14-1	5	2-2	0-0	Fecho (L 2-1)	2265	1:30
! Feb. 14, 2016	vs. North Texas	W 6-1	6-6-1	1-5-1	7	3-2	0-0	Fecho (W 3-1)	218	1:45
@Feb. 19, 2016	vs. Syracuse	W 4-3	4-10-1	3-7-1	(8)	4-2	0-0	Damon (W 1-0)	469	2:40
@Feb. 20, 2016	vs. Syracuse	L 3-11	3-5-0	11-11-0	5	4-3	0-0	Damon (L 1-1)	153	1:49
@Feb. 20, 2016	at Georgia Tech	W 3-0	3-4-1	0-5-1	7	5-3	0-0	Fecho (W 4-1)	401	2:12
@Feb. 21, 2016	at Georgia Tech	W 4-3	4-9-0	3-4-2	7	6-3	0-0	Fecho (W 5-1)	201	1:53
# Feb. 26, 2016	vs. Cal Poly	L 2-3	2-5-2	3-6-1	7	6-4	0-0	Fecho (L 5-2)	123	2:02
# Feb. 26, 2016	at Pacific	W 7-1	7-12-1	1-5-3	7	7-4	0-0	Damon (W 2-1)	275	2:02
# Feb. 27, 2016	vs. Cal Poly	L 3-5	3-7-2	5-6-1	7	7-5	0-0	Damon (L 2-2)	178	2:08
# Feb. 27, 2016	at Pacific	W 3-1	3-7-1	1-6-1	7	8-5	0-0	Fecho (L 6-2)	285	2:05
# Feb. 28, 2016	vs. Cal State Bakersfield	W 6-3	6-7-4	3-5-2	(8)	9-5	0-0	Fecho (W 7-2)	189	2:37
\$ March 4, 2016	vs. Texas State	L 1-2	1-5-1	2-2-0	(8)	9-6	0-0	Fecho (L 7-3)	133	2:10
\$ March 4, 2016	at USF	L 0-5	0-4-1	5-7-1	7	9-7	0-0	Damon (L 2-3)	468	1:46
\$ March 5, 2016	vs. College of Charleston	W 5-3	5-9-2	3-8-1	7	10-7	0-0	Fecho (W 8-3)	153	2:18
\$ March 5, 2016	vs. Seton Hall	W 11-2	11-12-1	2-8-2	7	11-7	0-0	Damon (W 3-3)	97	2:26
\$ March 6, 2016	vs. St. Bonaventure	W 8-0	8-12-0	0-0-1	5	12-7	0-0	Fecho (W 9-3)	1:21	127
% March 12, 2016	vs. Utah	L 1-3	1-5-0	3-5-1	7	12-8	0-0	Damon (L 3-4)	237	1:32
% March 12, 2016	at #25 UCF	W 3-2	3-3-1	2-4-	7	13-8	0-0	Fecho (W 10-3)	526	2:16
% March 13, 2016	vs. Utah	L 2-4	2-7-4	4-5-0	7	13-9	0-0	Fecho (L 10-4)	156	2:14
% March 13, 2016	vs. Lehigh	L 3-8	3-6-3	8-12-0	7	13-10	0-0	Damon (L 3-5)	139	2:15
^ March 15, 2016	vs. New Mexico State	W 3-0	3-3-1	0-5-0	7	14-10	0-0	Fecho (W 11-4)	123	1:49
^ March 15, 2016	vs. Florida Atlantic	L 1-6	1-6-3	6-8-2	7	14-11	0-0	Damon (L 3-6)	161	1:52
& March 17, 2016	at FGCU	W 5-1	5-10-2	1-6-2	7	15-11	0-0	Fecho (W 12-4)	209	2:10
& March 18, 2016	at Iowa State	W 1-0	1-4-0	0-5-1	7	16-11	0-0	Fecho (W 13-4)	117	1:36
& March 18, 2016	at FGCU	W 9-0	9-11-0	0-0-1	6	17-11	0-0	Snyder (W 1-1)	217	1:30
& March 19, 2016	at FGCU	W 9-2	9-9-0	2-8-2	7	18-11	0-0	Snyder (W 2-1)	216	4:04
March 25, 2016	#22 Minnesota	L 0-5	0-4-0	5-12-0	7	18-12	0-1	Fecho (L 13-5)	559	2:25
March 26, 2016	#22 Minnesota	L 1-4	1-2-2	4-5-2	7	18-13	0-2	Fecho (L 13-6)	598	1:53
March 27, 2016	#22 Minnesota	L 3-4	3-5-0	4-6-4	7	18-14	0-3	Snyder (L 2-2)	452	2:28
April 1, 2016	at Iowa	W 6-4	6-6-3	4-6-1	7	19-14	1-3	Fecho (W 14-6)	447	2:05
April 2, 2016	at Iowa	W 8-7	8-15-1	7-10-2	7	20-14	2-3	Fecho (W 15-6)	492	2:40
April 3, 2016	at Iowa	L 3-10	3-12-2	10-11-1	7	20-15	2-4	Snyder (L 2-3)	591	2:06
April 5, 2016	Indiana	L 0-1	0-1-1	1-2-0	7	20-16	2-5	Fecho (L 15-7)	722	1:43
April 5, 2016	Indiana	W 6-4	6-3-2	4-4-0	7	21-16	3-5	Snyder (W 3-3)	722	1:51
April 9, 2016	at Wisconsin	L 5-9	5-5-1	9-11-3	7	21-17	3-6	Fecho (L 15-8)	572	2:20
April 9, 2016	at Wisconsin	W 5-4	4-7-1	4-6-2	7	22-17	4-6	Snyder (W 4-3)	572	2:00
April 10, 2016	at Wisconsin	W 3-2	3-3-1	2-4-0	7	23-17	5-6	Fecho (W 16-8)	211	1:56
April 13, 2016	at DePaul	L 4-6	4-4-1	6-6-4	7	23-18	5-6	Snyder (L 4-4)	106	1:58
April 15, 2016	Illinois	L 0-4	0-2-1	4-11-0	(8)	23-19	5-7	Fecho (L 16-9)	627	2:10
April 16, 2016	Illinois	W 1-0	1-2-0	0-3-0	7	24-19	6-7	Snyder (W 5-4)	679	1:36
April 17, 2016	Illinois	L 6-10	6-8-2	10-5-2	7	24-20	6-8	Snyder (L 5-5)	889	2:00
April 20, 2016	Butler	W 5-0	5-8-1	0-2-2	7	25-20	6-8	Damon (W 4-6)	417	2:07
April 22, 2016	at Ohio State	W 3-0	3-8-1	0-4-0	7	26-20	7-8	Fecho (W 17-9)	565	2:05
April 23, 2016	at Ohio State	L 2-3	2-4-1	3-7-2	7	26-21	7-9	Snyder (L 5-6)	902	1:57
April 24, 2016	at Ohio State	L 4-5	4-5-3	5-9-0	7	26-22	7-10	Fecho (L 17-10)	1627	2:10
April 29, 2016	at Nebraska	W 4-3	4-6-2	3-10-4	(8)	27-22	8-10	Fecho (W 18-10)	672	2:20
April 29, 2016	at Nebraska	L 0-8	0-0-1	8-8-0	5	27-23	8-11	Snyder (L 5-6)	672	1:13
April 30, 2016	at Nebraska	L 3-4	3-6-1	4-9-2	7	27-24	8-12	Fecho (L 18-11)	475	1:59
May 6, 2016	Northwestern	L 0-2	0-4-1	2-6-0	7	27-25	8-13	Fecho (L 18-12)	768	2:43
May 7, 2016	Northwestern	L 0-1	0-0-0	1-4-2	7	27-26	8-14	Snyder (L 5-8)	725	2:03
May 8, 2016	Northwestern	L 1-3	1-5-2	3-7-1	7	27-27	8-15	Fecho (L 18-13)	813	2:07
May 12, 2016*	vs. Nebraska	L 0-8	0-5-1	8-8-0	5	27-28	8-15	Fecho (L 18-14)	1466	1:23

! - Hillenbrand Invitational (Tucson, Arizona)

@ - ACC/Big Ten Challenge (Atlanta, Georgia)

- Libby Matson Tournament (Stockton, Calif.)

\$ - Under Armour Invitational (Tampa/Clearwater, Fla.)

% - UCF Spring Fling (Orlando, Fla.)

^ - UCF Round Robin (Orlando, Fla.)

& - FGCU Tournament (Fort Myers, Fla.)

* - Big Ten Tournament (University Park, Pa.)



BOILERMAKER SOFTBALL AT A GLANCE

<u>Year</u>	<u>Head Coach</u>	<u>Record</u>	<u>Big Ten (Finish)</u>	<u>Postseason</u>
1994	Carol Bruggeman	21-17-1	—	—
1995	Carol Bruggeman	23-31	8-20 (9th)	—
1996	Carol Bruggeman	36-21	12-11 (6th)	—
1997	Carol Bruggeman	41-25	14-12 (4th)	Big Ten Touranment
1998	Carol Bruggeman	29-30	8-16 (8th)	—
1999	Carol Bruggeman	30-26	9-14 (8th)	—
2000	Carol Bruggeman	33-28	6-10 (6th)	Big Ten Tournament
2001	Carol Bruggeman	34-24-1	9-11 (5th)	—
2002	Carol Bruggeman	33-26	3-14 (10th)	—
2003	Carol Bruggeman	34-27	5-13 (10th)	—
2004	Carol Bruggeman	32-25	5-14 (11th)	—
2005	Carol Bruggeman	34-24-1	10-10 (7th)	Big Ten Tournament
2006	Kim Maher	30-30	7-12 (9th)	—
2007	Kim Maher	33-32-1	10-9 (5th)	—
2008	Kim Maher	35-23	9-9 (5th)	NCAA Regionals
2009	Kim Maher	31-20	12-8 (6th)	NCAA Regional Champ. Game
2010	Kim Maher	27-27	8-10 (6th)	—
2011	Kim Maher	30-18-2	8-9-1 (5th)	—
2012	Kim Maher	31-22	13-10 (T6th)	—
2013	Kim Maher	23-32	8-15 (T9th)	Big Ten Tournament
2014	Kim Schuette	27-28-1	13-10 (6th)	Big Ten Tournament
2015	Kim Schuette	31-25	7-14 (T11th)	Big Ten Tournament
2016	Kim Schuette	27-28	8-15 (T10th)	Big Ten Tournament
		705-589-7	192-266-1	

HISTORICAL DATES

March 5, 1994	— Purdue softball plays its inaugural game against Canisius College
March 6, 1994	— Purdue defeats UNC-Wilmington, 5-1, for the program's first win
March 22, 1995	— Purdue defeats Miami (Ohio), 3-2, for the first win at the Varsity Softball Complex
April 2, 1995	— Purdue defeats Iowa, 6-2, for the program's first Big Ten win
April 8, 1997	— Purdue defeats No. 8 Michigan, 3-1, for its first ever win over an opponent ranked in the Top 10. The team also defeated No. 8 Michigan State twice that season (April 19, April 20).
Feb. 7, 2009	— Purdue defeats No. 4 UCLA, marking the highest ranked foe ever defeated by the Boilermaker program.
Feb. 10, 2009	— Purdue has receives its first ever national ranking as the No. 23 team in the ESPN.com/USA Today Top 25 Poll.
April 23, 2014	— Purdue defeats No. 4 Michigan in Game 1 of the doubleheader, matching the Feb. 7, 2009, win over UCLA for the highest ranked foe ever defeated in program history
March 20, 2015	— Purdue opens the Boilermaker Softball Stadium with a 9-0 win over Wisconsin
April 10, 2015	— The Boilermakers officially dedicate the Boilermaker Softball Stadium before the game against Nebraska

MILESTONE WINS

March 26, 1997	— #100: Purdue 3, Ball State 1
March 31, 2000	— #200: Purdue 3, Michigan State 0
March 26, 2003	— #300: Purdue 8, Loyola-Chicago 0
April 1, 2006	— #400: Purdue 3, Penn State 1
April 16, 2009	— #500: Purdue 7, Valparaiso 1
Feb. 15, 2013	— #600: Purdue 2, Utah State 1
April 9, 2016	— #700: Purdue 5, Wisconsin 4

PURDUE BY THE NUMBERS

1	NFCA All-American
2	NCAA Regional Appearances
7	Academic All-Americans (accounting for eight honors)
19	Number of no-hitters thrown by Purdue pitchers
23	Number of seasons of Purdue softball
42	All-Region Selections
48	All-Big Ten selections
55	Big Ten Player of the Week/ Pitcher of the Week/ Freshman of the Week selections
144	Stolen bases during 2010 season; setting school record and leading the nation
151	Student-athletes who have played in at least one Purdue game, 1994-2016
163	Academic All-Big Ten selections
212	games against ranked opponents
705	Wins in program history



ALL-TIME ROSTER

— A —

Absher, Katie (OF)	2002-03-04-05
Alcocer, Dana (P)	2008-09
Alexander, Jenna (C/OF)	2007-08-09-10
Allen, Kristen	2010
Allum, Elizabeth (OF)	2007-08-09-10
Andrew, Paris (INF)	2013-14-15-16
Antey, Shellie (C)	1994
Austin, Nicole (UT)	2001

— B —

Baker, Brooke (P)	2004-05-06-07
<i>Baker, Mallory (UT)</i>	2016-
Barnett, Jenny (SS/3B)	1996-97-98-99
Barr, Ashley (OF)	2007-08-09-10
Billen, Kristin (1B)	1996-97-98-99
Blades, Michelle (OF)	1994
Blasnick, Jennifer (SS/DP)	1994-95-96-97
Boland, Kristie (3B)	1996-97-98-99
Bottino, Laura (SS)	1995-96*-97-98
Bowles, Kirsten (1B)	1994-95-96
Brown, Gabi (OF)	2012-13-14
Buerger, Cheryl (OF)	2003-04
Burke, Leighann (P)	2000-01-02-03
Burkhardt, Ashley (INF)	2012-13-14-15
Burns, Melissa (P)	2005-06
Butcher, Amy (2B)	2007-08

— C —

<i>Cavinder, Morgan (C)</i>	2015-16
Chiodo, Tori (INF)	2011-12-13-14
Cinadr, Beth (OF)	2008-09
Conger, Ali (P)	2012
Courtney, Ashley (INF)	2010-11-12-13
Crabtree, Katie (3B/SS)	1999-00-01-02
Crawford, Jacki (OF)	1995-96-97-98
Crouse, Nicole (P)	1999-00-01-02
Curtis, Candace (SS)	2006-07-08-09

— D —

<i>Damon, Maddie (P)</i>	2016
Davie, Chrissy (OF)	1999-00-01-02
Dennis, Kimberly (2B/3B)	1995-96
Denny, Susan (C)	1994-95-96-97
Deno, Jenny (P)	1995-96-97-98
Devich, Lauren (INF)	2003-04-05-06
DiDomenico, Ashley (P)	2007-08-09
Dooley, Meagan (P)	1999-00-01-02
Dum, Jamie (OF)	2004-05

— E —

Eberhardt, Traci (3B)	1995
-----------------------	------

— F —

Falzon, Staci (OF)	2003-04-05-06
Fecho, Lilly (P)	2013-14-15-16
Fletcher, Danielle (C/INF)	2011-12-13-14
Fortune, Katie (1B/3B)	2004-05-06
Foster, Heidi (1B)	2000-01-02-03
Fountain, Stacy (UT)	1994
Fridley, DeLayne (OF)	1994

— G —

Garst, Molly (OF)	2009-10-11-12
Gingerich, Aimee	2010-11
Gooding, Mary (INF)	2013-14-15-16
Grams, Sarah (P)	2007
Grant, Lauren (P/INF)	2011-12-13-14

— H —

Hackney, Katie (P)	2009-10-11-12
Hall, Ashley (INF/OF)	2005-06-07-08
Hall, Sara (C/DP)	2001-02-03*
<i>Hampton, Kaylah (C)</i>	2015-16
Harrison, Katie (C/DP)	2015-16
Hauptert, Kelsey (1B)	2007-08
Hendrix, Stephanie (OF)	1995
Hensley, Briana (OF)	2000-01
Hillsey, Andrea (2B/SS)	2002-03-04-05
Hinderliter, Christine (UT)	1999
<i>Hoppman, Kristen (INF/OF)</i>	2014-15-16
Horiuchi, Liane (SS/2B)	2008*-09-10
Hostetler, Karen (OF)	1994
<i>Huffman, Lexi (INF)</i>	2016
<i>Hughes, Maya (OF)</i>	2015-16
Humphrey, Sarah (SS)	1999

— I —

Inman, Crystal (P)	1997-98-99-00
Ishida, Gina (UT)	1996
Ishida, Joy (2B)	1999

— J —

Jackson, Deana (P)	1994
Johnson, DaQueta (OF)	2004-05-06-07
<i>Johnson, Katie (P)</i>	2016
Jones, Jesse (3B/C)	2000-01-02-03

— K —

<i>Kenny, Emily (INF)</i>	2016
Killer, Sarah (P)	2007-08
Knight, Angela (OF)	2001-02-03-04
<i>Knight, Heather (INF)</i>	2016
Koorsen, Alyssa (INF)	2012-13-14-15
Kovanis, Courtney (OF)	2002-03
Krammer, Shelby (C)	2008-09-10-11
Krcelich, Tiffany (OF)	2005-06

— L —

LaRiva, Diana (P)	2003-04-05-06
Lilley, Tricia (SS)	2003-04-05-06
Lippold, Traci (OF)	2007

— M —

Maher, Danica (C)	1997-98-99-00
Malsch, Valerie (OF)	1995
Manduca, Nicci (C/OF)	1995-96
Markert, Jenn (P)	1995-96
Martin, Laura (1B/DP)	2000-01-02-03
Martino, Jaime (P)	1995-96-97-98
McJunkin, Katy (C/UT)	2014
McMillan, Kim (INF)	2011
Meister, Jody (OF)	1994-95-96-97
Mercier, Sam (2B)	1996-97-98-99
Messer, Shelli (P/3B)	2002-03-04-05
Miller, Kelly (2B/SS)	2006-07-08-09
Mitchell, Katie (INF)	2006-07-08-09
Monchek, Maia (OF)	2010-11*-12-13-14
Moore, Lexy (P)	2012-13-14-15
Morfoot, Colleen (OF)	1994
Morgan, Jessica (UT)	2010
Morgan, Kristin (INF/C)	2011-12-13
Myers, Angie (1B/SS)	1994-95-96

— N —

Nice, Danika (2B)	1998*-99-00-01
Nixon, Shahara (OF)	1997-98-99-00

— P —

Palmer, Tara (C)	2005-06-07-08
Parsons, CJ (INF)	2013-14-15-16
Pavlick, MaryBeth (C)	2011-12-13-14
Paxson, Jill (OF)	2000-01
Pencek, Sydney	2013-14-15-16
Peterson, Erika (C)	2004-05-06-07
Petruzzi, Erika (P/OF)	2010-11-12-13
Pinter, Yvette (C/P)	1994
Poe, Michelle (UT)	2014
Povlitz, Keely (C)	1998-99-00-01

— R —

Rains, Lindsey (OF)	2011-12-13-14
<i>Ramsey, Stephanie (INF)</i>	2015
Ranieri, Sarah (INF)	2011
Rice, Julia (P)	2010-11
Roembke, Angi (OF)	2000-01-02-03
Roush, Andrea (OF/UT)	1999*-00-01-02-03
Rzegocki, Suzie (P)	2008-09-10-11

— S —

Schell, Kristen (C/1B)	2003-04-05-06
Scheve, Sheryl (P)	1995*-96-97-98
Schoen, Jenny (OF)	1995-96-97-98
Smart, Mandy (OF)	1996-97-98-99
<i>Snyder, Gina (P)</i>	2015-16
Spack, Alicia (INF/OF)	2007-08-09
Stall, Tanya (OF)	1994-95-96-97
Stanovsky, Lauren (INF)	2006
Stewart, Lauren (OF)	2016
Stone, Becky (1B/OF)	2003-04-05-06
Stratten, Kaity (1B/DP)	2007-08-09
Streed, Holly (2B)	2001
Szany, Denise (DP/1B)	1998-99

— T —

Teranishi, Cheri (OF)	1994-95
Tortorelli, Lynne (OF)	1998-99-00-01
Trauger, Christina (OF)	2006-07-08-09

— V —

<i>Valone, Lexi (OF)</i>	2014-15-16*
Varsho, Andie (OF)	2011-12-13-14

— W —

Wastl, Nicole (INF)	2005
Whitmore, Shannon (1B)	1995-96
Whittemore, Alex (P)	2012-13-14-15
Wilson, Alicia (INF)	2012

— Y —

Yates, Kayla (INF)	2010
--------------------	------

— Z —

Zaworski, Catherine (C/OF)	2004-05-06-07
----------------------------	---------------

italics denotes on 2017 roster.

* - denotes redshirt year.

Years listed are years in which a letter was earned.

ALL-TIME UNIFORM NUMBERS



<u>00</u>					
Katie Harrison		2015-16			
<u>1</u>					
Lisa Chacon		1995			
Samantha Mercier		1996-97-98-99			
Angi Roembke		2000-01-02-03			
Katie Absher		2004-05			
Kelly Miller		2006-07-08-09			
Gabi Brown		2012-13-14			
Lauren Stewart		2016			
<u>2</u>					
Stephanie Hendrix		1995			
Gina Ishida		1996			
Laura Martin		2001*			
Ashley DiDomenico		2007-08-09			
Sarah Ranieri		2011			
Lexy Moore		2012-13-14-15			
<i>Mallory Baker</i>		2016			
<u>3</u>					
Jennifer Blasnick		1994-95-96-97			
Danika Nice		1998-99-00-01			
Becky Stone		2003-04-05-06			
Suzie Rzegocki		2008-09-10-11			
Alicia Wilson		2012			
CJ Parsons		2013-14-15-16			
<u>4</u>					
Cheri Teranishi		1994-95			
Jaime Martino		1997-98			
Andrea Roush		1999-00-01-02-03			
Melissa Burns		2005-06			
Molly Garst		2009-10-11-12			
Lauren Grant		2013-14			
<i>Maddie Damon</i>		2016			
<u>5</u>					
Karen Hostetler		1994			
Jacki Crawford		1995-96-97-98			
Meagan Dooley		1999-00-01-02			
Diana LaRiva		2003-04-05-06			
Ashley Barr		2007-08-09-10			
Lauren Grant		2011-12			
<i>Lexi Valone</i>		2014-15-16			
<u>6</u>					
Laura Bottino		1995-96-97-98			
Nicole Crouse		1999-00-01-02			
Kristen Schell		2003-04-05-06			
Kaity Stratten		2007-08-09			
Erika Petruzzi		2010-11-12-13			
Sydney Pencek		2014-15-16			
<u>7</u>					
Jody Meister		1994-95-96-97			
Katie Crabtree		1999-00-01-02			
Tricia Lilley		2003-04-05-06			
Sarah Killer		2007-08			
Julia Rice		2010-11			
Mary Gooding		2013-14-15-16			
<u>8</u>					
Amy Butcher					2007-08
Kristen Allen					2010
Ali Conger					2012
<i>Kristen Hoppman</i>					2014-15-16
<u>9</u>					
Deana Jackson					1994
Kimberly Dennis					1995-96
Heidi Foster					2000-01-02-03
Lauren Devich					2004-05-06
Shelby Krammer					2008-09-10-11
Alyssa Koorsen					2012
Paris Andrew					2013-14-15-16
<u>10</u>					
Jenny Schoen					1995-96-97-98
Christine Hinderliter					1999
Leighann Burke					2000-01-02-03
Brooke Baker					2004-05-06-07
Aimee Gingerich					2010-11
Lindsey Rains					2012-13-14
<i>Morgan Cavinder</i>					2015-16
<u>11</u>					
DeLayne Fridley					1994
Jenn Markert					1995-96
Danica Maher					1997-98-99-00
Sara Hall					2001-02-03
Katie Fortune					2004-05-06
Jenna Alexander					2007-08-09-10
Lindsey Rains					2011
<i>Katie Johnson</i>					2016
<u>12</u>					
Nicci Manduca					1995-96
Chrissy Davie					1999-00-01-02
Cheryl Buegler					2003-04
Sarah Grams					2007
Beth Cinadr					2008-09
Kayla Yates					2010
Kristin Morgan					2011-12-13
Katy McJunkin					2014
<i>Heather Knight</i>					2016
<u>13</u>					
Laura Martin					2000-01*-02-03
Jamie Dum					2004-05
Elizabeth Allum					2007-08-09-10
Ashley Burkhardt					2012-13-14-15
<u>14</u>					
Susan Denny					1994-95-96-97
Joy Ishida					1999
Holly Streed					2001
Katie Absher					2002-03
Christina Trauger					2006-07-08-09
Maia Monchek					2010-11*-12-13-14



ALL-TIME UNIFORM NUMBERS

	<u>15</u>	
Lynne Tortorelli	1998-99-00-01	
Shelli Messer	2002-03-04-05	
Katie Mitchell	2006-07-08-09	
Andie Varsho	2011-12-13-14	

	<u>17</u>	
Tanya Stall	1994-95-96-97	
Keely Povlitz	1998-99-00-01	
Erika Peterson	2004-05-06-07	
Jessica Morgan	2010	
Kim McMillan	2011	
Michelle Poe	2014	
<i>Kaylah Hampton</i>	<i>2015-16</i>	

	<u>18</u>	
<i>Emily Kenny</i>	<i>2016</i>	

	<u>19</u>	
<i>Stephanie Ramsey</i>	<i>2015</i>	

	<u>20</u>	
Michelle Blades	1994	
Valerie Malsch	1995	
Jenny Barnett	1996-97-98-99	
Staci Falzon	2003-04-05-06	
Alicia Spack	2007-08-09	
Ashley Courtney	2010-11-12-13	

	<u>21</u>	
Angie Myers	1994-95-96	
Shahara "Skeeter" Nixon	1997-98-99-00	
Nicole Austin	2001	
Lauren Devich	2003	
Catherine Zaworski	2004-05-06-07	
Dana Alcocer	2008-09	
Alex Whittemore	2012-13-14-15	

	<u>22</u>	
Sarah Humphrey	1999	
Briana Hensley	2000-01	
Courtney Kovanis	2002-03	
Tiffany Krcelich	2005-06	
Traci Lippold	2007	
Liane Horiuchi	2008-09-10	
Tori Chiodo	2011-12-13-14	
<i>Maya Hughes</i>	<i>2015-16</i>	

	<u>23</u>	
Stacy Fountain	1994-95	
Mandy Smart	1996-97-98-99	
Angela Knight	2001-02-03-04	
Ashley Hall	2005-06-07-08	
Katie Hackney	2009-10-11-12	
Alyssa Koorsen	2013-14-15	

	<u>24</u>	
Traci Eberhardt	1995	
Kristie Boland	1996-97-98-99	
Jill Paxson	2000-01	
Andrea Hillsey	2002-03-04-05	
Candace Curtis	2006-07-08-09	
MaryBeth Pavlick	2011-12-13-14	
<i>Gina Snyder</i>	<i>2015-16</i>	

	<u>25</u>	
Jenny Deno	1995-96-97-98	
Jessica Jones	2000-01-02-03	
DaQueta Johnson	2004-05-06-07	
Danielle Fletcher	2011-12-13-14	
<i>Lexi Huffman</i>	<i>2016</i>	

	<u>26</u>	
Nikki Patton	1994	

	<u>27</u>	
Yvette Pinter	1994	
Shannon Whitmore	1995	
Kristin Billen	1996-97-98-99	
Nicole Wastl	2005	
Lauren Stanovsky	2006	
Kelsey Hauptert	2007-08	
Sydney Pencek	2013	

	<u>31</u>	
Kirsten Bowles	1994-95-96	
Crystal Inman	1997-98-99-00	
Tara Palmer	2005-06-07-08	
Lilly Fecho	2013-14-15-16	

	<u>33</u>	
Shellie Antey	1994	
Sheryl Scheve	1995-96-97-98	

	<u>44</u>	
Colleen Morfoot	1994	
Jaime Martino	1995-96	
Denise Szany	1997-98-99	

Inside the Numbers

Uniform numbers issued	30
Purdue players on rosters 1994-2016	153
Most-worn uniform number	12, nine wearers
Total numbers on inaugural team	16

ATHLETIC HONORS



NFCA ALL-AMERICA
2003 Andrea Hillsey 1st team 2B

ALL-MIDEAST REGION
1994 Jennifer Blasnick 2nd team INF
1995 Jenny Schoen 1st team OF
1996 Susan Denny 1st team C
Jennifer Blasnick 2nd team DP
Sam Mercier 2nd team INF
Angie Myers 2nd team UT
1997 Sheryl Scheve 1st team P
Jenny Schoen 1st team OF
1998 Kristie Boland 2nd team INF
Jenny Schoen 2nd team OF
Denise Szany 2nd team UT
1999 Katie Crabtree 1st team INF
Sam Mercier 2nd team INF
2000 Jesse Jones 1st team INF
Katie Crabtree 2nd team INF
2001 Andrea Roush 2nd team OF
Heidi Foster 2nd team INF
2002 Heidi Foster 2nd team 1B
Angi Roembke 2nd team OF
2003 Heidi Foster 1st team 1B
Andrea Hillsey 1st team 2B
2005 Andrea Hillsey 1st team 2B
Shelli Messer 1st team 3B
2007 Ashley Hall 1st team 3B
Katie Mitchell 1st team DP
2008 Candace Curtis 2nd team SS
Ashley Hall 2nd team 3B
Kelsey Hauptert 2nd team 1B
Kelly Miller 2nd team 2B
2010 Molly Garst 1st team 3B
2011 Andie Varsho 1st team OF
2013 Ashley Burkhardt 1st team INF
Andie Varsho 1st team OF
2014 Tori Chiodo 1st team 3B
Andie Varsho 1st team OF
Danielle Fletcher 2nd team C
Katy McJunkin 2nd team DP
Ashley Burkhardt 3rd team 1B
Lilly Fecho 3rd team P
2015 Ashley Burkhardt 1st team 1B
Lilly Fecho 1st team P
2016 Lilly Fecho 1st team P

ALL-BIG TEN
1995 Susan Denny 2nd team C
Jenny Schoen 2nd team OF
1996 Jenn Markert 1st team P
Sam Mercier 2nd team 2B
Mandy Smart 2nd team OF
1997 Jennifer Blasnick 1st team UT
Jenny Schoen 1st team OF
Sam Mercier 2nd team 2B
Sheryl Scheve 2nd team P
1998 Sam Mercier 2nd team INF
Sheryl Scheve 2nd team P
Denise Szany 2nd team UT
1999 Sam Mercier 3rd team 2B
2001 Katie Crabtree 1st team SS
Heidi Foster 1st team 1B
Andrea Roush 1st team OF
2002 Angi Roembke 2nd team OF
2003 Heidi Foster 3rd team 1B
Jesse Jones 3rd team UT
Andrea Hillsey 1st team 2B

2004 Angela Knight 2nd team RF
2005 Andrea Hillsey 2nd team 2B
Shelli Messer 2nd team 3B
2007 Ashley Hall 1st team 3B
Katie Mitchell 1st team DP
Brooke Baker 3rd team P
2008 Jenna Alexander 3rd team C
Kelly Miller 3rd team 2B
Suzie Rzegocki 3rd team P
2009 Liane Horiuchi 2nd team 3B
Molly Garst 2nd team UT
Jenna Alexander 3rd team C
Suzie Rzegocki 3rd team P
2010 Molly Garst 2nd team 3B
Liane Horiuchi 3rd team SS
2011 Lindsey Rains 1st team OF
Lauren Grant 3rd team UT
Andie Varsho 3rd team OF
2012 Ashley Courtney 3rd team 1B
2013 Andie Varsho 1st team OF
Maia Monchek 2nd team OF
2014 Ashley Burkhardt 1st team 1B
Andie Varsho 1st team OF
Tori Chiodo 2nd team 3B
Danielle Fletcher 2nd team C
Lilly Fecho 2nd team P
2015 Lilly Fecho 2nd team P
2016 Lilly Fecho 1st team P

BIG TEN PLAYER OF THE WEEK
1997 April 14 Kristie Boland (3B)
April 21 Jenn Blasnick (SS/DP)
April 28 Jenny Schoen (CF)
1999 April 19 Denise Szany (DP/1B)
2001 April 30 Andrea Roush (OF)
2002 March 6 Andrea Hillsey (2B)
2003 March 24 Tricia Lilley (SS)
2004 Feb. 24 DaQueta Johnson (OF)
2005 Feb. 15 Andrea Hillsey (2B)
Feb. 22 DaQueta Johnson (OF)
March 14 Andrea Hillsey (2B)
2006 Feb. 28 Tiffany Krcelich (OF)
2007 April 16 Ashley Hall (3B)
2008 March 10 Katie Mitchell (1B)
April 7 Jenna Alexander (C)
May 11 Candace Curtis (SS)
2010 May 3 Molly Garst (3B)
2011 Feb. 21 Molly Garst (SS)
March 14 Andie Varsho (OF)
2012 Feb. 20 Lindsey Rains (OF)
Feb. 27 Molly Garst (SS)
2014 Feb. 18 Ashley Burkhardt (1B)
March 24 Tori Chiodo (3B)
2015 Feb. 16 Ashley Burkhardt (1B)

BIG TEN PITCHER OF THE WEEK
1996 April 8 Jen Markert
April 29 Jen Markert
1998 April 13 Sheryl Scheve
2003 March 24 Leighann Burke
2004 March 29 Brooke Baker
2005 Feb. 15 Diana LaRiva
March 14 Diana LaRiva
April 25 Diana LaRiva
2006 Feb. 14 Diana LaRiva
2007 April 16 Brooke Baker
2009 Feb. 9 Dana Alcocer
March 9 Suzie Rzegocki

2010 May 3 Suzie Rzegocki
2011 Feb. 28 Suzie Rzegocki
2012 April 2 Lexy Moore
2013 April 15 Lilly Fecho
2015 Feb. 23 Lilly Fecho
2016 March 7 Lilly Fecho
March 21 Lilly Fecho
April 25 Lilly Fecho

BIG TEN FRESHMAN OF THE WEEK
2011 Feb. 14 Andie Varsho (OF)
Feb. 28 Kim McMillan (1B)
March 14 Andie Varsho (OF)
March 28 Andie Varsho (OF)
April 18 Andie Varsho (OF)
2012 April 2 Lexy Moore (P)
2014 March 31 Katy McJunkin (DP)
April 21 Katy McJunkin (DP)
2015 Feb. 16 Maya Hughes (OF)
2016 Feb. 15 Lauren Stewart (OF)
April 25 Lauren Stewart (OF)

BIG TEN SPORTSMANSHIP AWARD
2003 Angi Roembke
2004 Angela Knight
2006 Becky Stone
2007 Erika Peterson
2008 Tara Palmer
2010 Ashley Barr
2011 Lindsey Rains
2012 Ashley Courtney
2013 Ashley Courtney
2014 Maia Monchek
2015 Mary Gooding
2016 Paris Andrew

BIG TEN MEDAL OF HONOR
2005 Andrea Hillsey

BOILERMAKER TEAM CAPTAINS		
1994	Michelle Blades	OF
	Deana Jackson	P
1995	Kirsten Bowles	INF
	Angie Myers	INF
1996	Tanya Stall	OF
	Kim Dennis	INF
1997	Nicci Manduca	UT
	Angie Myers	INF
1998	Susan Denny	C
	Sam Mercier	2B
1999	Jenny Schoen	OF
	Kristin Billen	1B
2000	Sam Mercier	2B
	Danica Maher	C
2001	Shahara Nixon	OF
	Lynne Tortorelli	OF
2002	Katie Crabtree	SS
	Danika Nice	2B
2003	Lynne Tortorelli	OF
	Katie Crabtree	SS
2004	Jesse Jones	3B/C
	Heidi Foster	1B
2005	Andrea Hillsey	2B
	Jesse Jones	3B/C
2006	Andrea Hillsey	2B
	Angela Knight	OF
2007	Katie Absher	OF
	Andrea Hillsey	2B

ACADEMIC ALL-AMERICANS



Jenny Schoen
GTE Academic All-America
1st Team, 1998



Mandy Smart
GTE Academic All-America
2nd Team, 1999



Lynne Tortorelli
GTE Academic All-America
3rd Team, 2001



Andrea Hillsey
GTE Academic All-America
3rd Team, 2003



Tricia Lilley
ESPN The Magazine
Academic All-America
3rd Team, 2006



Andie Varsho
Capitol One
Academic All-America
3rd Team, 2013
1st Team, 2014



Lilly Fecho
Capitol One
Academic All-America
3rd Team, 2016

ACADEMIC ALL-DISTRICT V

- 1996 Jenny Schoen, 1st team
- 1997 Susan Denny, 1st team
- 1998 Jenny Schoen, 1st team
- 1999 Mandy Smart, 1st team
- 2001 Lynne Tortorelli, 1st team
Leighann Burke, 1st team
- 2003 Andrea Hillsey, 1st team
Leighann Burke, 2nd team
- 2004 Tricia Lilley, 1st team
- 2006 Tricia Lilley, 1st team
- 2007 Katie Mitchell, 1st team
- 2009 Liane Horiuchi, 1st team
Candace Curtis, 2nd team
- 2010 Liane Horiuchi, 1st team
- 2011 Molly Garst, 2nd team
Shelby Krammer, 2nd team
- 2012 Molly Garst, 1st team
- 2013 Andie Varsho, 1st team
Erika Petruzzi, 2nd team
- 2014 Andie Varsho, 1st team
- 2015 Lilly Fecho, 1st team
- 2016 Lilly Fecho, 1st team
Mary Gooding, 1st team

ACADEMIC ALL-BIG TEN

- 1994 Shelly Antey; Yvette Pinter
- 1995 Jennifer Blasnick; Susan Denny
Jody Meister; Cheri Teranishi
- 1996 Jennifer Blasnick; Kim Dennis
Jaime Martino; Jody Meister
Jenny Schoen; Shannon Whitmore
- 1997 Kristin Billen; Jennifer Blasnick
Kristie Boland; Susan Denny
Jaime Martino; Jody Meister
Jenny Schoen; Mandy Smart
- 1998 Kristin Billen; Kristie Boland
Jacki Crawford; Jaime Martino
Shahara Nixon; Jenny Schoen
Mandy Smart
- 1999 Kristin Billen; Danica Maher
Mandy Smart; Lynne Tortorelli
- 2000 Nicole Crouse; Crystal Inman
Danica Maher; Danika Nice
Shahara Nixon; Lynne Tortorelli
- 2001 Leighann Burke; Nicole Crouse
Danika Nice; Jill Paxson
Lynne Tortorelli
- 2002 Leighann Burke; Nicole Crouse
Jesse Jones; Angela Knight
Laura Martin
- 2003 Katie Absher; Leighann Burke
Andrea Hillsey; Jesse Jones
Angela Knight; Shelli Messer
- 2004 Katie Absher; Lauren Devich
Andrea Hillsey; Angela Knight
Diana LaRiva; Tricia Lilley
Shelli Messer; Becky Stone

- 2005 Katie Absher; Lauren Devich
Jamie Dum; Andrea Hillsey
Diana LaRiva; Tricia Lilley
Shelli Messer; Erika Peterson;
Becky Stone; Catherine Zaworski
- 2006 Lauren Devich; Diana LaRiva
Tricia Lilley; Erika Peterson
Becky Stone; Catherine Zaworski
- 2007 Candace Curtis; Katie Mitchell
Erika Peterson; Catherine Zaworski
- 2008 Jenna Alexander; Liz Allum
Candace Curtis; Sarah Killer
Katie Mitchell; Alicia Spack
Kaitly Stratten.
- 2009 Jenna Alexander; Liz Allum
Candace Curtis; Liane Horiuchi
Shelby Krammer; Kelly Miller
Katie Mitchell; Alicia Spack
Kaitly Stratten
- 2010 Jenna Alexander; Liz Allum
Molly Garst; Katie Hackney
Liane Horiuchi; Shelby Krammer
- 2011 Ashley Courtney; Molly Garst
Katie Hackney; Shelby Krammer
Erika Petruzzi; Suzie Rzegocki
- 2012 Ashley Courtney; Danielle Fletcher;
Molly Garst; Katie Hackney;
Maia Monchek; Kristin Morgan;
MaryBeth Pavlick; Erika Petruzzi;
Andie Varsho
- 2013 Tori Chiodo; Ashley Courtney;
Danielle Fletcher; Alyssa Koorsen;
Maia Monchek; Lexi Moore;
Kristin Morgan; MaryBeth Pavlick;
Erika Petruzzi; Lindsey Rains;
Andie Varsho
- 2014 Paris Andrew; Ashley Burkhardt;
Tori Chiodo; Lilly Fecho;
Danielle Fletcher; Mary Gooding;
Alyssa Koorsen; Maia Monchek;
Lexy Moore; CJ Parsons;
MaryBeth Pavlick; Sydney Pencek;
Lindsey Rains; Andie Varsho
- 2015 Paris Andrew; Ashley Burkhardt;
Lilly Fecho; Mary Gooding;
Kristen Hoppman; Alyssa Koorsen;
Lexy Moore; CJ Parsons;
Sydney Pencek; Alex Whittemore
- 2016 Paris Andrew; Morgan Cavinder;
Lilly Fecho; Mary Gooding;
Kaylah Hampton; Kristen Hoppman;
Maya Hughes; CJ Parsons;
Sydney Pencek; Lexi Valone

TEAM HONORS



MOST VALUABLE PLAYER

1994	Susan Denny	C
1995	Susan Denny	C
1996	Jenn Markert	P
1997	Sam Mercier	2B
	Sheryl Scheve	P
	Jenny Schoen	OF
1998	Sam Mercier	2B
1999	Sam Mercier	2B
	Denise Szany	UT
2000	Katie Crabtree	SS
2001	Katie Crabtree	SS
	Heidi Foster	1B
2002	Katie Crabtree	SS
	Angi Roembke	OF
	Andrea Hillsey	INF
2003	Andrea Hillsey	2B
2004	Angela Knight	OF
2005	Andrea Hillsey	2B
2007	Brooke Baker	P
2008	Candace Curtis	SS

BEST OFFENSIVE PLAYER

1994	Jennifer Blasnick	INF
1995	Susan Denny	C
	Jenny Schoen	OF
1996	Susan Denny	C
	Angie Myers	INF
1997	Jennifer Blasnick	INF
	Jenny Schoen	OF
1998	Sam Mercier	2B
	Denise Szany	UT
1999	Katie Crabtree	3B
	Denise Szany	UT
2000	Katie Crabtree	SS
2001	Katie Crabtree	SS
	Heidi Foster	1B
	Andrea Roush	OF
2002	Angi Roembke	OF
	Katie Crabtree	SS
2003	Andrea Hillsey	2B
2004	Tricia Lilley	SS
2005	Andrea Hillsey	2B
	Shelli Messer	3B

BEST DEFENSIVE PLAYER

1994	Angie Myers	INF
1995	Angie Myers	INF
1996	Sam Mercier	2B
1997	Sam Mercier	2B
1998	Shahara Nixon	OF
	Jenny Schoen	OF
	Mandy Smart	OF
1999	Sam Mercier	2B
2000	Heidi Foster	1B
2001	Lynne Tortorelli	OF
2002	Andrea Hillsey	INF
	Heidi Foster	1B
2003	Heidi Foster	1B
	Jesse Jones	3B/C
2004	Erika Peterson	C
2005	Andrea Hillsey	2B
	Erika Peterson	C

MOST OUTSTANDING PITCHER

1994	Deana Jackson
1995	Jenn Markert
1996	Jenn Markert
1997	Sheryl Scheve
1998	Sheryl Scheve
1999	Nicole Crouse
2000	Meagan Dooley
2001	Leighann Burke
2002	Nicole Crouse
2003	Leighann Burke
2004	Brooke Baker
	Diana LaRiva
2005	Brooke Baker
	Diana LaRiva

MOST IMPROVED PLAYER

1994	Kirsten Bowles	1B
	Jody Meister	OF
1995	Laura Bottino	SS
1996	Nicci Manduca	UT
1997	Jenny Deno	P
1998	Shahara Nixon	OF
1999	Lynne Tortorelli	OF
2000	Crystal Inman	P
2001	Angi Roembke	OF
2002	Angela Knight	OF
2003	Katie Absher	DP/OF
2004	Staci Falzon	OF
	Shelli Messer	3B
2005	Becky Stone	1B

MAKE-IT-HAPPEN AWARD

1994	Michelle Blades	OF
1995	Nicci Manduca	UT
1996	Angie Myers	INF
1997	Sam Mercier	2B
1998	Jacki Crawford	OF
1999	Kristin Billen	1B
2000	Shahara Nixon	OF
2001	Keely Povlitz	C
	Lynne Tortorelli	OF
2002	Jesse Jones	3B/C
2003	Angi Roembke	LF
2004	Angela Knight	RF
2005	Andrea Hillsey	2B

RED MACKEY AWARD

1994	Deana Jackson
1995	none
1996	Angie Myers
1997	Jody Meister
1998	Jaime Martino
1999	Kristen Billen
2000	Shahara Nixon
2001	Keely Povlitz
2002	Nicole Crouse
2003	Angi Roembke
2004	Angela Knight
2005	Andrea Hillsey

2007 TEAM AWARDS

Team Challenge Winners	Team Heart
	<i>Hauptert, Barr, Curtis, Stratten, Peterson</i>
Heart of a Champion	Catherine Zaworski
Coaches' Award	Tara Palmer
Unsung Hero	Erika Peterson
Hustle Award	Kelly Miller
Most Valuable Player	Brooke Baker

2008 TEAM AWARDS

Team Challenge Winners	Team Ferocity
	<i>Alcocer, Alexander, Barr, Palmer, Rzegocki</i>
Heart of a Champion	Kelly Miller
Coaches' Award	Sarah Killer
Unsung Hero	Tara Palmer
Hustle Award	Amy Butcher
Most Valuable Player	Candace Curtis

2009 TEAM AWARDS

Team Challenge Winners	Team Ikaika
	<i>Curtis, Horiuchi, Spack</i>
Heart of a Champion	Jenna Alexander
Coaches' Award	Alicia Spack
Unsung Hero	Liz Allum
Offensive MVP	Liane Horiuchi
Defensive MVP	Suzie Rzegocki

2010 TEAM AWARDS

Coaches' Award	Jenna Alexander
Heart of a Champion	Ashley Courtney
Hustle Award	Ashley Barr
Unsung Hero	Liz Allum
Golden Glove	Liane Horiuchi
Offensive MVP	Molly Garst
Defensive MVP	Suzie Rzegocki

2011 TEAM AWARDS

Coaches' Award	Lindsey Rains
Heart of a Champion	Ashley Courtney
Unsung Hero	MaryBeth Pavlick
Offensive MVP	Lindsey Rains;
	Andie Varsho
Defensive MVP	Suzie Rzegocki

2012 TEAM AWARDS

Coaches' Award	Danielle Fletcher
Heart of a Champion	Ashley Courtney
Hustle Award	Lindsey Rains
Unsung Hero	MaryBeth Pavlick
Offensive Co-MVPs	Ashley Courtney;
	Molly Garst
Defensive MVP	Lexy Moore

2013 TEAM AWARDS

Coaches' Award	Ashley Courtney
Heart of a Champion	CJ Parsons
Unsung Hero	MaryBeth Pavlick
Offensive MVP	Andie Varsho
Defensive MVP	Lindsey Rains



ALL-TIME BATTERS REGISTER

Katie Absher • OF • L/R • Puyallup, Wash. • Cascade Christian High School

	AVG	GP-GS	AB	R	H	2B	3B	HR	RBI	BB	SO	TB	SH	SF	HBP	SB-ATT	OBP	SLG	PO	A	E	FLD
2002	.143	45-1	14	14	2	0	0	0	0	1	3	2	0	0	0	2-2	.200	.143	1	0	1	.500
2003	.214	50-6	28	7	6	0	0	0	0	0	12	6	1	0	0	6-8	.214	.214	1	0	0	1.000
2004	.221	57-54	136	18	30	0	0	0	3	8	21	30	10	0	0	10-12	.264	.221	43	5	5	.906
2005	.277	59-59	137	19	38	2	0	0	6	14	22	40	7	0	1	9-14	.349	.292	45	8	2	.964
Totals	.241	211-120	315	58	76	2	0	0	9	23	58	78	18	0	0	27-36	.278	.248	90	13	8	.928

Jenna Alexander • C/OF • R/R • Rancho Murieta, Calif. • Elk Grove High School

	AVG	GP-GS	AB	R	H	2B	3B	HR	RBI	BB	SO	TB	SH	SF	HBP	SB-ATT	OBP	SLG	PO	A	E	FLD
2007	.243	57-56	144	8	35	9	0	3	26	18	30	53	7	1	4	2-2	.341	.368	49	5	4	.931
2008	.268	48-45	97	9	26	6	0	2	7	10	9	38	9	1	9	0-0	.385	.392	198	24	6	.974
2009	.260	50-46	123	11	32	8	0	2	23	10	13	46	6	2	6	2-3	.340	.374	182	15	2	.990
2010	.268	54-54	142	19	38	6	0	5	27	24	11	59	8	2	11	6-7	.408	.415	293	30	2	.994
Totals	.259	209-201	506	47	131	29	0	12	83	62	63	196	30	6	30	10-12	.369	.387	722	74	14	.983

Kristen Allen • 2B • L/R • Arlington, Wash. • Arlington High School

	AVG	GP-GS	AB	R	H	2B	3B	HR	RBI	BB	SO	TB	SH	SF	HBP	SB-ATT	OBP	SLG	PO	A	E	FLD
2010	.188	45-40	101	21	19	2	1	2	9	13	24	29	7	0	1	7-8	.287	.287	164	49	9	.959

Elizabeth Allum • OF • R/R • College Station, Texas. • A&M Consolidated High School

	AVG	GP-GS	AB	R	H	2B	3B	HR	RBI	BB	SO	TB	SH	SF	HBP	SB-ATT	OBP	SLG	PO	A	E	FLD
2007	.000	3-0	2	0	0	0	0	0	0	1	0	0	0	0	0	0-0	.333	.000	0	0	0	.000
2008	.000	6-2	6	0	0	0	0	0	0	0	1	0	1	0	0	0-0	.000	.000	3	0	0	1.000
2009	.000	5-0	5	0	0	0	0	0	0	0	3	0	0	0	0	0-0	.000	.000	0	0	0	.000
2010	.236	37-31	72	10	17	1	0	3	6	9	22	27	7	1	5	1-3	.356	.375	17	1	1	.947
Totals	.200	51-33	85	10	17	1	0	3	6	10	26	27	8	1	5	1-3	.317	.318	20	1	1	.955

Paris Andrew • INF • L/R • Modesto, Calif. • Modesto Christian

	AVG	GP-GS	AB	R	H	2B	3B	HR	RBI	BB	SO	TB	SH	SF	HBP	SB-ATT	OBP	SLG	PO	A	E	FLD
2013	.211	44-40	114	17	24	3	0	1	15	30	14	30	4	0	4	9-11	.313	.263	54	68	12	.910
2014	.190	54-47	105	12	20	6	0	1	6	7	21	29	6	1	4	3-3	.265	.276	83	95	10	.947
2015	.301	56-56	156	27	47	11	2	2	30	12	17	68	1	3	13	9-9	.391	.436	91	75	5	.971
2016	.230	44-42	113	8	26	6	1	0	14	4	18	34	3	0	7	8-9	.298	.301	80	54	9	.937
Totals	.240	198-185	488	64	117	26	3	4	65	36	70	161	14	4	28	29-32	.326	.330	308	292	36	.943

Shellie Antey • C • R/R • Newburgh, Ind. • Castle High School

	AVG	GP-GS	AB	R	H	2B	3B	HR	RBI	BB	SO	TB	SH	SF	HBP	SB-ATT	OBP	SLG	PO	A	E	FLD
1994	.051	22	39	1	2	0	0	0	2	4	12	2	2	1	0	0-1	.136	.051	12	25	2	.949

Nicole Austin • UT • R/R • Martinsville, Ind. • Martinsville High School

	AVG	GP-GS	AB	R	H	2B	3B	HR	RBI	BB	SO	TB	SH	SF	HBP	SB-ATT	OBP	SLG	PO	A	E	FLD
2001	.125	42-12	32	8	4	0	0	0	2	1	10	4	1	0	1	7-10	.176	.125	17	22	2	.951

Mallory Baker • C/UT • L/L • Greenwood, Ind. • Center Grove High School

	AVG	GP-GS	AB	R	H	2B	3B	HR	RBI	BB	SO	TB	SH	SF	HBP	SB-ATT	OBP	SLG	PO	A	E	FLD
2016	.235	43-42	115	12	27	4	1	1	14	15	23	36	3	1	2	1-1	.331	.313	132	10	7	.953

Jenny Barnett • SS/3B • R/R • Waterloo, Ind. • DeKalb High School

	AVG	GP-GS	AB	R	H	2B	3B	HR	RBI	BB	SO	TB	SH	SF	HBP	SB-ATT	OBP	SLG	PO	A	E	FLD
1996	.083	8-3	12	3	1	1	0	0	0	2	4	2	0	0	0	0-0	.214	.167	1	0	1	.500
1997	.196	34-18	51	5	10	0	0	0	1	4	15	10	0	0	0	0-0	.255	.196	20	40	5	.923
1998	.085	33-15	47	8	4	1	0	0	2	1	12	5	4	1	1	3-3	.120	.106	21	54	2	.974
1999	.232	53-51	138	19	32	7	1	1	20	7	35	44	2	1	2	7-7	.277	.319	60	148	29	.878
Totals	.190	128-87	248	35	47	9	1	1	23	14	66	61	6	2	3	10-10	.240	.246	102	242	37	.903

Ashley Barr • OF • L/R • Meridian, Idaho • Mountain View High School

	AVG	GP-GS	AB	R	H	2B	3B	HR	RBI	BB	SO	TB	SH	SF	HBP	SB-ATT	OBP	SLG	PO	A	E	FLD
2007	.246	65-60	175	27	43	4	0	0	11	12	44	47	13	0	1	11-15	.298	.269	60	5	4	.942
2008	.278	58-58	158	19	44	3	1	0	18	13	30	49	16	1	2	3-9	.339	.310	42	1	1	.977
2009	.211	48-45	123	15	26	2	0	0	7	9	29	28	6	1	1	8-9	.269	.228	39	1	2	.952
2010	.262	54-53	145	24	38	4	2	0	11	11	31	46	1	0	0	19-22	.314	.317	48	0	0	1.000
Totals	.251	225-216	601	85	151	13	3	0	47	45	134	170	36	2	4	41-55	.307	.283	189	7	7	.966

Kristin Billen • 1B • R/R • Manchester, Mo. • Parkway South High School

	AVG	GP-GS	AB	R	H	2B	3B	HR	RBI	BB	SO	TB	SH	SF	HBP	SB-ATT	OBP	SLG	PO	A	E	FLD
1996	.315	46-44	108	13	34	1	0	1	17	12	10	38	11	1	1	2-2	.385	.352	120	52	11	.940
1997	.211	66-66	166	10	35	6	0	1	18	12	18	44	12	0	0	0-1	.264	.265	423	36	10	.979
1998	.252	59-59	163	12	41	6	2	2	18	7	23	57	7	1	2	1-1	.289	.350	349	32	8	.979
1999	.288	50-50	153	12	44	5	0	0	23	8	16	49	5	2	1	0-0	.323	.320	479	26	11	.979
Totals	.261	221-219	590	47	154	18	2	4	76	39	67	188	35	4	4	3-4	.309	.319	1371	146	40	.974

Michelle Blades • OF • R/R • Bunker Hill, Ind. • Maconaquah High School

	AVG	GP-GS	AB	R	H	2B	3B	HR	RBI	BB	SO	TB	SH	SF	HBP	SB-ATT	OBP	SLG	PO	A	E	FLD
1994	.294	39	109	15	32	4	2	0	14	10	12	40	4	0	0	8-10	.353	.367	69	1	3	.959

ALL-TIME BATTERS REGISTER



Jennifer Blasnick • SS/DP • R/R • Whittier, Calif. • Pioneer High School

	AVG	GP-GS	AB	R	H	2B	3B	HR	RBI	BB	SO	TB	SH	SF	HBP	SB-ATT	OBP	SLG	PO	A	E	FLD
1994	.362	39	116	21	42	7	7	1	26	8	14	66	3	2	1	4-4	.402	.569	98	55	9	.944
1995	.255	54-52	157	11	40	11	1	2	19	13	18	59	2	3	0	4-6	.306	.376	127	70	19	.912
1996	.327	53-52	162	33	53	10	1	2	19	8	20	71	3	2	1	6-6	.358	.438	48	48	10	.906
1997	.342	66-62	193	24	66	12	1	6	27	10	24	98	2	1	1	7-10	.376	.508	8	6	1	.933
Totals	.320	212-166	628	89	201	40	10	11	91	39	76	294	10	8	3	21-26	.358	.468	372	179	39	.934

Kristie Boland • 3B • R/R • Valparaiso, Ind. • Valparaiso High School

	AVG	GP-GS	AB	R	H	2B	3B	HR	RBI	BB	SO	TB	SH	SF	HBP	SB-ATT	OBP	SLG	PO	A	E	FLD
1996	.206	40-33	102	10	21	4	0	2	14	6	15	31	0	1	1	1-3	.255	.304	16	36	10	.839
1997	.311	59-53	151	15	47	5	1	5	29	11	23	69	3	0	5	2-3	.377	.457	41	94	18	.882
1998	.303	54-51	132	24	40	3	3	4	21	21	18	61	3	1	1	3-3	.400	.462	38	100	6	.958
1999	.241	17-6	29	1	7	1	0	0	4	1	6	8	1	0	2	0-0	.313	.276	0	0	0	—
Totals	.278	170-143	414	50	115	13	4	11	68	39	62	169	7	2	9	6-9	.351	.408	95	230	34	.905

Laura Bottino • SS • Joliet, Ill. • Central High School

	AVG	GP-GS	AB	R	H	2B	3B	HR	RBI	BB	SO	TB	SH	SF	HBP	SB-ATT	OBP	SLG	PO	A	E	FLD
1995	.248	46-41	113	19	28	8	1	0	8	5	17	38	5	0	0	0-0	.280	.336	73	100	18	.906
1997	.263	63-59	156	22	41	6	1	2	17	13	27	55	6	1	0	1-3	.318	.353	99	115	14	.939
1998	.215	59-57	158	16	34	7	4	1	15	7	26	52	10	0	0	4-7	.248	.329	100	112	18	.922
Totals	.241	168-157	427	57	103	21	6	3	40	25	70	145	21	1	0	5-10	.283	.340	272	327	50	.923

Kirsten Bowles • 1B • L/L • Hobart, Ind. • Hobart High School

	AVG	GP-GS	AB	R	H	2B	3B	HR	RBI	BB	SO	TB	SH	SF	HBP	SB-ATT	OBP	SLG	PO	A	E	FLD
1994	.342	38	114	15	39	9	1	0	22	3	17	50	4	1	1	3-5	.361	.439	235	13	3	.988
1995	.226	23-17	53	3	12	3	0	0	8	3	9	15	1	0	0	0-0	.268	.283	78	4	3	.965
1996	.083	8-2	12	0	1	0	0	0	3	0	1	1	0	0	0	0-0	.083	.083	15	0	0	1.000
Totals	.291	69-19	179	18	52	12	1	0	33	6	27	66	5	1	1	3-5	.316	.369	328	17	6	.983

Gabi Brown • OF • L/R • Land O'Lakes, Fla. • Wesley Chapel

	AVG	GP-GS	AB	R	H	2B	3B	HR	RBI	BB	SO	TB	SH	SF	HBP	SB-ATT	OBP	SLG	PO	A	E	FLD
2012	.214	25-1	14	11	3	0	0	0	1	0	3	1	0	0	0	8-10	.214	.214	2	0	0	1.000
2013	.250	25-2	8	6	2	0	0	0	0	0	4	0	0	0	0	4-7	.250	.250	0	0	0	.000
2014	.234	36-15	47	6	11	1	0	0	0	2	9	12	4	0	0	6-9	.265	.255	5	0	2	.714
Totals	.232	85-18	69	23	16	1	0	0	1	2	16	17	4	0	0	18-26	.254	.246	7	0	2	.778

Cheryl Buergler • OF • R/R • Hobart, Ind. • Portage High School

	AVG	GP-GS	AB	R	H	2B	3B	HR	RBI	BB	SO	TB	SH	SF	HBP	SB-ATT	OBP	SLG	PO	A	E	FLD
2003	.750	31-0	4	6	3	1	0	0	1	0	1	4	0	0	0	1-1	.750	1.000	2	0	0	1.000
2004	.235	42-6	17	5	4	0	0	0	3	1	5	4	1	0	0	1-2	.278	.235	7	0	1	.875
Totals	.333	73-6	21	11	7	1	0	0	4	1	6	8	1	0	0	2-3	.381	.364	9	0	1	.900

Leighann Burke • P • L/L • Lafayette, Ind. • Jefferson High School

	AVG	GP-GS	AB	R	H	2B	3B	HR	RBI	BB	SO	TB	SH	SF	HBP	SB-ATT	OBP	SLG	PO	A	E	FLD
2002	.000	1-0	0	0	0	0	0	0	0	0	0	0	1	0	0	0-0	.000	.000	1	57	0	1.000
2003	1.000	49-34	1	0	1	0	0	0	0	0	0	1	0	0	0	0-0	1.000	.000	2	48	0	1.000
Totals	1.000	50-34	1	0	1	0	0	0	0	0	0	1	1	0	0	0-0	1.000	.000	3	105	0	1.000

Ashley Burkhardt • INF • L/R • Fort Wayne, Ind. • Bishop Dwenger

	AVG	GP-GS	AB	R	H	2B	3B	HR	RBI	BB	SO	TB	SH	SF	HBP	SB-ATT	OBP	SLG	PO	A	E	FLD
2012	.271	47-44	133	18	36	3	2	1	18	2	15	46	1	0	0	2-3	.281	.346	101	81	14	.929
2013	.321	55-55	196	40	63	7	2	1	13	10	16	77	2	0	0	20-25	.354	.393	107	94	13	.939
2014	.346	56-56	179	33	62	13	2	10	43	9	18	109	1	4	1	5-7	.373	.609	313	20	7	.979
2015	.393	56-56	163	43	64	8	3	11	48	26	13	111	0	4	3	28-33	.474	.681	306	17	7	.979
Totals	.335	214-211	671	134	225	31	9	23	122	47	62	343	4	8	4	55-68	.378	.511	827	212	41	.962

Amy Butcher • 2B • L/R • Decatur, Ind. • Belmont High School

	AVG	GP-GS	AB	R	H	2B	3B	HR	RBI	BB	SO	TB	SH	SF	HBP	SB-ATT	OBP	SLG	PO	A	E	FLD
2007	.000	34-0	0	15	0	0	0	0	0	0	0	0	0	0	1	4-7	1.000	.000	0	0	0	.000
2008	.000	31-0	1	11	0	0	0	0	0	1	0	0	1	0	0	1-2	.500	.000	0	0	0	.000
Totals	.000	65-0	1	26	0	0	0	0	0	1	0	0	1	0	1	5-9	.667	.000	0	0	0	.000

Morgan Cavinder • C • R/R • Wheatfield, Ind. • Kankakee Valley High School

	AVG	GP-GS	AB	R	H	2B	3B	HR	RBI	BB	SO	TB	SH	SF	HBP	SB-ATT	OBP	SLG	PO	A	E	FLD
2015	.500	13-0	2	2	1	0	0	0	0	0	0	1	0	0	0	0-0	.500	.500	3	0	0	1.000
2016	.000	25-0	4	6	0	0	0	0	0	1	1	0	0	0	0	1-1	.200	.000	6	2	0	1.000
Totals	.167	38-0	6	8	1	0	0	0	0	1	1	1	0	0	0	1-1	.286	.167	9	2	0	1.000

Tori Chiodo • 2B/3B • L/R • Sylmar, Calif. • Kennedy High School

	AVG	GP-GS	AB	R	H	2B	3B	HR	RBI	BB	SO	TB	SH	SF	HBP	SB-ATT	OBP	SLG	PO	A	E	FLD
2011	.288	49-48	118	25	34	6	1	1	15	17	26	45	4	0	0	6-8	.378	.381	40	101	19	.881
2012	.313	53-53	128	23	40	5	2	2	17	17	24	55	2	0	3	1-4	.405	.430	37	110	14	.913
2013	.264	48-44	125	16	33	3	2	1	12	16	16	43	4	1	1	8-9	.350	.344	41	102	11	.929
2014	.345	56-54	145	34	50	9	0	9	38	34	11	86	0	0	1	7-7	.472	.593	60	81	7	.953
Totals	.304	206-199	516	98	157	23	5	13	82	84	77	229	10	1	5	22-28	.406	.444	178	394	51	.918



ALL-TIME BATTERS REGISTER

Beth Cinadr • OF • L/L • Hudson, Ohio • Hudson High School

	AVG	GP-GS	AB	R	H	2B	3B	HR	RBI	BB	SO	TB	SH	SF	HBP	SB-ATT	OBP	SLG	PO	A	E	FLD
2008	.231	50-48	130	24	30	7	1	3	21	17	48	48	2	1	6	2-2	.344	.369	41	3	3	.936
2009	.230	48-40	113	15	26	5	0	3	15	9	36	40	7	2	9	6-6	.331	.354	26	1	0	1.000
Totals	.230	98-88	243	39	56	12	1	6	36	26	84	88	9	3	15	8-8	.338	.362	67	4	3	.959

Ashley Courtney • INF • R/R • Lafayette, Ind. • Harrison High School

	AVG	GP-GS	AB	R	H	2B	3B	HR	RBI	BB	SO	TB	SH	SF	HBP	SB-ATT	OBP	SLG	PO	A	E	FLD
2010	.253	36-32	95	13	24	9	0	2	15	8	16	39	7	1	0	3-3	.308	.411	127	49	12	.936
2011	.210	50-50	100	13	21	4	1	0	6	3	11	27	3	0	2	1-1	.248	.270	110	93	11	.949
2012	.350	53-53	143	26	50	13	2	3	34	28	20	76	7	1	1	8-9	.457	.531	328	42	6	.984
2013	.183	46-46	115	14	21	3	0	0	13	6	12	24	12	0	2	5-5	.236	.209	315	8	7	.979
Totals	.256	185-181	453	66	116	29	3	5	68	166	59	166	29	2	5	17-18	.329	.366	880	192	36	.968

Katie Crabtree • 3B/SS • R/R • Bloomington, Ill. • Bloomington High School

	AVG	GP-GS	AB	R	H	2B	3B	HR	RBI	BB	SO	TB	SH	SF	HBP	SB-ATT	OBP	SLG	PO	A	E	FLD
1999	.318	56-56	176	33	56	9	4	3	22	5	32	82	6	1	0	25-27	.335	.466	41	148	17	.917
2000	.332	61-61	196	29	65	12	4	12	33	14	35	121	1	1	1	9-12	.377	.617	76	175	16	.940
2001	.342	59-59	184	33	63	18	2	5	24	16	12	100	5	0	1	13-15	.398	.543	78	189	24	.918
2002	.343	59-59	207	43	71	11	2	12	41	9	19	122	0	0	0	14-14	.370	.589	84	169	25	.910
Totals	.334	235-235	763	138	255	50	12	32	120	44	98	425	12	2	2	61-68	.371	.557	279	681	82	.921

Jacki Crawford • OF • L/R • Grass Lake, Mich. • Chelsea High School

	AVG	GP-GS	AB	R	H	2B	3B	HR	RBI	BB	SO	TB	SH	SF	HBP	SB-ATT	OBP	SLG	PO	A	E	FLD
1995	—	29-0	0	8	0	0	0	0	0	0	0	0	0	0	0	1-2	—	—	0	0	0	—
1996	.000	16-0	1	3	0	0	0	0	0	0	0	0	0	0	0	2-3	.000	.000	0	0	0	—
1997	.000	20-0	1	6	0	0	0	0	0	0	1	0	0	0	0	0-0	.000	.000	0	0	0	—
1998	.308	41-0	13	12	4	0	0	0	0	0	5	4	0	0	0	0-2	.308	.308	0	0	0	—
Totals	.267	106-0	15	29	4	0	0	0	0	0	6	4	0	0	0	3-7	.267	.267	0	0	0	—

Candace Curtis • SS • R/R • Danville, Calif. • Carondelet High School

	AVG	GP-GS	AB	R	H	2B	3B	HR	RBI	BB	SO	TB	SH	SF	HBP	SB-ATT	OBP	SLG	PO	A	E	FLD
2006	.071	14-11	28	2	2	0	0	0	1	3	8	2	2	0	0	1-2	.161	.071	10	10	6	.769
2007	.281	61-58	171	22	48	10	1	6	35	20	30	78	16	1	1	9-10	.358	.456	87	165	24	.913
2008	.333	58-58	165	25	55	10	0	11	44	27	33	98	10	1	2	3-3	.431	.594	95	126	13	.944
2009	.299	51-51	167	24	50	14	1	2	32	13	34	72	5	3	0	6-7	.344	.431	66	102	15	.918
Totals	.292	184-178	531	73	155	34	2	19	112	63	105	250	33	5	3	19-22	.367	.471	258	403	58	.919

Maddie Damon • P • R/R • West Concord, Minn. • Kasson-Mantorville High School

	AVG	GP-GS	AB	R	H	2B	3B	HR	RBI	BB	SO	TB	SH	SF	HBP	SB-ATT	OBP	SLG	PO	A	E	FLD
2016	.167	14-7	18	3	3	0	0	0	3	1	4	3	0	0	0	0-0	..211	.167	3	10	0	1.000

Chrissy Davie • OF • L/L • Westlake Village, Calif. • Agoura High School

	AVG	GP-GS	AB	R	H	2B	3B	HR	RBI	BB	SO	TB	SH	SF	HBP	SB-ATT	OBP	SLG	PO	A	E	FLD
1999	.252	49-42	131	13	33	4	2	1	18	6	23	44	1	0	2	4-6	.295	.336	22	4	1	.963
2000	.217	61-59	180	11	39	5	0	2	20	1	26	50	9	0	3	1-1	.234	.278	39	4	0	1.000
2001	.169	34-24	65	4	11	1	0	0	2	6	15	12	2	0	1	2-3	.250	.185	53	6	1	.983
2002	.100	5-5	10	0	1	0	0	0	1	1	1	1	0	0	1	0-0	.250	.100	1	0	0	1.000
Totals	.218	149-130	386	28	84	10	2	3	41	14	65	107	12	0	7	7-10	.258	.277	115	14	2	.985

Kimberly Dennis • 2B/3B • Kokomo, Ind. • Western High School

	AVG	GP-GS	AB	R	H	2B	3B	HR	RBI	BB	SO	TB	SH	SF	HBP	SB-ATT	OBP	SLG	PO	A	E	FLD
1995	.193	52-50	135	12	26	4	1	1	5	11	17	35	2	0	2	3-4	.264	.259	73	99	11	.940
1996	.206	32-28	68	5	14	3	0	0	10	7	17	17	3	1	0	2-2	.276	.250	42	40	6	.932
Totals	.197	84-68	203	17	40	7	1	1	15	18	34	52	5	1	2	5-6	.268	.256	115	139	17	.937

Susan Denny • C • R/R • Garden Grove, Calif. • Pacifica High School

	AVG	GP-GS	AB	R	H	2B	3B	HR	RBI	BB	SO	TB	SH	SF	HBP	SB-ATT	OBP	SLG	PO	A	E	FLD
1994	.353	39	119	28	42	11	4	4	26	12	7	73	0	5	1	2-3	.401	.613	88	28	2	.983
1995	.390	54-54	164	12	64	13	0	3	38	10	9	86	4	7	3	1-1	.418	.524	204	34	4	.983
1996	.324	50-45	145	9	47	5	2	1	19	7	12	59	0	3	3	2-2	.361	.407	255	33	2	.993
1997	.254	62-62	169	5	43	11	0	1	19	13	20	57	2	1	1	0-1	.310	.337	291	41	5	.985
Totals	.328	205-161	597	54	196	40	6	9	102	42	48	275	6	16	8	5-7	.371	.461	838	136	13	.987

Lauren Devich • INF • R/R • Bloomington, Ind. • Bloomington High School

	AVG	GP-GS	AB	R	H	2B	3B	HR	RBI	BB	SO	TB	SH	SF	HBP	SB-ATT	OBP	SLG	PO	A	E	FLD
2003	.297	33-21	64	5	19	3	0	0	5	2	16	22	3	1	0	1-1	.313	.344	27	39	6	.917
2004	.206	50-35	107	9	22	7	0	1	9	7	16	32	6	0	1	2-3	.261	.299	85	48	6	.957
2005	.169	37-22	65	2	11	2	0	0	7	6	15	13	3	0	1	1-1	.250	.200	2	3	1	.833
2006	.163	45-37	104	9	17	4	0	1	8	4	28	24	5	0	1	2-2	.202	.231	89	69	12	.929
Totals	.203	165-115	340	25	69	16	0	2	29	19	75	91	17	1	3	6-7	.251	.268	203	159	25	.935

ALL-TIME BATTERS REGISTER



Ashley DiDomenico • P • R/R • Youngstown, Ohio • Boardman/Santa Fe CC

	AVG	GP-GS	AB	R	H	2B	3B	HR	RBI	BB	SO	TB	SH	SF	HBP	SB-ATT	OBP	SLG	PO	A	E	FLD
2009	.000	1-0	1	0	0	0	0	0	0	0	1	0	0	0	0	0-0	.000	.000	1	5	1	.857

Meagan Dooley • P • R/R • Phoenix, Ariz. • Mountain Pointe High School

	AVG	GP-GS	AB	R	H	2B	3B	HR	RBI	BB	SO	TB	SH	SF	HBP	SB-ATT	OBP	SLG	PO	A	E	FLD
1999	.000	2-0	1	0	0	0	0	0	0	0	0	0	0	0	0	0-0	.000	.000	1	61	3	.954
2000	.000	1-1	2	0	0	0	0	0	0	0	1	0	0	0	0	0-0	.000	.000	2	52	4	.931
2001	.000	2-1	4	0	0	0	0	0	0	0	2	0	0	0	0	0-0	.000	.000	1	23	3	.889
2002	.000	2-0	1	0	0	0	0	0	0	1	0	0	0	0	0	0-0	.500	.000	1	18	0	1.000
Totals	.000	7-2	8	0	0	0	0	0	0	1	3	0	0	0	0	0-0	.111	.000	5	154	10	.940

Jamie Dum • OF • R/R • Indianapolis, Ind. • North Central High School

	AVG	GP-GS	AB	R	H	2B	3B	HR	RBI	BB	SO	TB	SH	SF	HBP	SB-ATT	OBP	SLG	PO	A	E	FLD
2004	.000	42-0	1	8	0	0	0	0	0	0	0	0	0	0	0	5-8	.000	.000	0	0	0	.000
2005	.000	43-0	1	13	0	0	0	0	0	1	0	0	1	0	0	2-5	.500	.000	0	0	0	.000
Totals	.000	85-0	2	21	0	0	0	0	0	1	0	0	1	0	0	7-13	.333	.000	0	0	0	.000

Traci Eberhardt • 3B • R/R • Palos Heights, Ill. • Mother McAuley High School

	AVG	GP-GS	AB	R	H	2B	3B	HR	RBI	BB	SO	TB	SH	SF	HBP	SB-ATT	OBP	SLG	PO	A	E	FLD
1995	.143	8-1	14	2	2	0	0	0	0	2	1	2	0	0	0	0-0	.250	.143	1	4	0	1.000

Staci Falzon • OF • L/L • Carlsbad, Calif. • La Costa Canyon High School

	AVG	GP-GS	AB	R	H	2B	3B	HR	RBI	BB	SO	TB	SH	SF	HBP	SB-ATT	OBP	SLG	PO	A	E	FLD
2003	.364	40-20	55	17	20	4	3	0	15	7	10	30	2	0	0	3-5	.435	.545	6	0	0	1.000
2004	.331	53-43	145	29	48	12	1	3	12	5	23	71	1	0	1	14-14	.358	.490	29	3	2	.941
2005	.293	57-55	167	31	49	10	4	0	17	11	41	67	4	1	1	6-7	.339	.401	54	0	1	.982
2006	.291	60-60	189	35	55	8	2	2	18	22	36	73	9	1	1	14-21	.366	.386	67	9	0	1.000
Totals	.309	210-178	556	112	172	34	10	5	62	45	110	241	16	2	3	37-47	.363	.433	156	12	3	.982

Lilly Fecho • P • L/L • Carol Stream, Ill. • Glenbard North High School

	AVG	GP-GS	AB	R	H	2B	3B	HR	RBI	BB	SO	TB	SH	SF	HBP	SB-ATT	OBP	SLG	PO	A	E	FLD
2013	.200	3-1	5	0	1	0	0	0	0	1	2	1	0	0	0	0-0	.333	.200	6	32	2	.950
2014	.500	1-1	2	0	1	0	0	0	2	0	1	1	0	0	1	0-0	.667	.500	6	36	4	.913
Totals	.286	4-2	7	0	2	0	0	0	2	1	3	2	0	0	1	0-0	.444	.286	12	68	6	.930

Danielle Fletcher • C • R/R • Moor Park, Calif. • Grace Brethren High School

	AVG	GP-GS	AB	R	H	2B	3B	HR	RBI	BB	SO	TB	SH	SF	HBP	SB-ATT	OBP	SLG	PO	A	E	FLD
2011	.257	42-37	113	15	29	7	1	5	22	2	24	53	3	0	1	0-1	.276	.469	81	20	5	.953
2012	.302	53-53	149	32	45	10	2	8	32	33	29	83	0	1	4	1-2	.439	.557	216	37	7	.973
2013	.245	55-54	163	14	40	10	0	6	33	28	43	68	3	1	1	2-2	.358	.417	235	29	3	.989
2014	.333	54-53	156	21	52	12	0	10	42	14	21	94	2	2	0	1-2	.384	.603	246	28	5	.982
Totals	.286	204-197	581	82	166	39	3	29	129	77	117	298	8	4	6	4-7	.373	.513	778	114	20	.978

Katie Fortune • 1B/3B • R/R • Kingwood, Texas • Kingwood High School

	AVG	GP-GS	AB	R	H	2B	3B	HR	RBI	BB	SO	TB	SH	SF	HBP	SB-ATT	OBP	SLG	PO	A	E	FLD
2004	.163	50-43	86	8	14	3	0	0	4	12	31	17	3	0	2	1-1	.280	.198	181	15	3	.985
2005	.173	34-33	75	4	13	2	0	2	12	10	21	21	6	2	2	1-1	.281	.281	189	10	2	.990
2006	.286	5-2	7	0	2	0	0	0	0	0	3	2	0	0	0	0-0	.286	.286	0	0	0	.000
Totals	.172	89-78	169	12	29	5	0	2	16	22	55	40	9	2	4	2-2	.279	.237	370	25	5	.988

Heidi Foster • 1B • R/R • Santa Ana, Calif. • La Quinta High School

	AVG	GP-GS	AB	R	H	2B	3B	HR	RBI	BB	SO	TB	SH	SF	HBP	SB-ATT	OBP	SLG	PO	A	E	FLD
2000	.281	61-61	185	9	52	5	0	5	22	17	36	72	5	0	0	1-1	.342	.389	606	46	6	.991
2001	.298	54-54	168	13	50	9	0	8	25	11	26	83	0	1	0	1-1	.339	.494	535	34	4	.993
2002	.303	59-59	175	19	53	11	1	8	47	21	26	90	2	2	0	1-1	.374	.514	517	41	1	.998
2003	.322	61-61	174	29	56	17	0	11	53	30	44	106	1	4	1	3-5	.416	.609	389	36	2	.955
Totals	.301	235-235	702	70	211	42	1	32	147	79	132	351	8	7	1	6-8	.368	.500	2047	157	13	.994

Stacy Fountain • UT • R/R • Lafayette, Ind. • Jefferson High School

	AVG	GP-GS	AB	R	H	2B	3B	HR	RBI	BB	SO	TB	SH	SF	HBP	SB-ATT	OBP	SLG	PO	A	E	FLD
1994	.107	22	28	3	3	1	0	0	2	3	7	4	1	0	2	0-0	.242	.143	3	4	4	.636

DeLayne Fridley • OF • S/R • Middletown, Ind. • Shenandoah High School

	AVG	GP-GS	AB	R	H	2B	3B	HR	RBI	BB	SO	TB	SH	SF	HBP	SB-ATT	OBP	SLG	PO	A	E	FLD
1994	.125	15	16	2	2	0	0	0	0	0	5	2	0	0	0	0-0	.125	.125	7	0	0	1.000

Molly Garst • 3B/SS • L/R • Webb City, Mo. • Webb City High School

	AVG	GP-GS	AB	R	H	2B	3B	HR	RBI	BB	SO	TB	SH	SF	HBP	SB-ATT	OBP	SLG	PO	A	E	FLD
2009	.301	51-45	133	25	40	4	1	0	16	13	30	46	5	0	0	25-29	.363	.346	30	11	3	.932
2010	.391	54-54	174	40	68	17	3	2	25	13	17	97	3	2	5	43-49	.443	.557	56	125	19	.905
2011	.383	50-50	167	39	64	9	4	7	26	18	18	102	1	0	4	34-42	.455	.611	64	96	21	.884
2012	.360	53-53	178	44	64	14	2	2	26	22	21	88	2	0	6	28-31	.447	.494	87	106	16	.923
Totals	.362	208-202	652	148	236	44	10	11	93	66	86	333	11	2	15	130-151	.431	.511	237	338	59	.907



ALL-TIME BATTERS REGISTER

Aimee Gingerich • OF • L/R • Goshen, Ind. • Northridge High School

	AVG	GP-GS	AB	R	H	2B	3B	HR	RBI	BB	SO	TB	SH	SF	HBP	SB-ATT	OBP	SLG	PO	A	E	FLD
2010	.261	43-24	46	13	12	2	0	0	4	0	12	14	0	0	0	1-4	.261	.304	17	3	0	1.000
2011	.188	34-9	16	10	3	1	0	0	1	0	2	4	1	0	0	3-4	.188	.250	10	0	0	1.000
Totals	.242	77-33	62	23	15	3	0	0	5	0	14	18	1	0	0	4-8	.242	.290	27	3	0	1.000

Mary Gooding • INF • L/R • Leawood, Kan. • Blue Valley North High School

	AVG	GP-GS	AB	R	H	2B	3B	HR	RBI	BB	SO	TB	SH	SF	HBP	SB-ATT	OBP	SLG	PO	A	E	FLD
2013	.228	31-26	57	4	13	0	1	0	1	5	12	15	3	0	2	3-4	.313	.263	17	25	1	.977
2014	.217	44-23	83	6	18	3	0	1	11	6	18	24	1	1	0	1-1	.267	.289	34	16	5	.909
2015	.237	56-56	156	20	37	5	1	0	15	21	23	44	8	1	3	1-2	.337	.282	98	70	7	.960
2016	.250	55-55	172	20	43	6	2	0	15	11	23	53	2	2	4	3-4	.307	.308	73	28	4	.962
Totals	.237	186-160	468	50	111	14	4	1	42	43	76	136	14	4	9	8-11	.311	.291	222	139	17	.955

Lauren Grant • P/1B/OF • L/L • Louisville, Ky. • DuPont Manual High School

	AVG	GP-GS	AB	R	H	2B	3B	HR	RBI	BB	SO	TB	SH	SF	HBP	SB-ATT	OBP	SLG	PO	A	E	FLD
2011	.250	34-27	72	9	18	5	0	2	10	6	20	29	0	0	1	0-2	.316	.403	115	4	3	.975
2012	.158	18-11	38	5	6	2	0	2	5	2	14	14	0	0	0	0-0	.200	.368	83	4	2	.978
2013	.091	18-11	33	1	3	0	0	0	5	3	11	3	1	1	0	1-1	.162	.091	93	4	2	.980
2014	.000	7-2	8	0	0	0	0	0	0	2	4	0	0	0	0	0-0	.200	.000	13	1	0	1.000
Totals	.179	77-51	151	15	27	7	0	4	20	13	49	46	1	1	1	1-3	.247	.305	304	13	7	.978

Katie Hackney • P • R/R • Huntington, Ind. • Huntington North High School

	AVG	GP-GS	AB	R	H	2B	3B	HR	RBI	BB	SO	TB	SH	SF	HBP	SB-ATT	OBP	SLG	PO	A	E	FLD
2009	.000	3-0	2	1	0	0	0	0	1	1	0	0	0	0	0	0-0	.333	.000	0	0	0	.000
2010	.167	10-2	12	1	2	0	0	0	1	2	4	2	0	0	0	0-0	.286	.167	9	2	0	1.000
2011	.167	6-1	6	1	1	0	0	0	1	1	2	1	0	0	1	0-0	.375	.167	1	14	1	.983
2012	.000	1-0	1	0	0	0	0	0	0	0	1	0	0	0	0	0-0	.000	.000	3	24	0	1.000
Totals	.143	20-3	21	3	3	0	0	0	3	4	7	3	0	0	1	0-0	.308	.143	13	40	1	.981

Ashley Hall • INF/OF • L/R • Noblesville, Ind. • Noblesville High School

	AVG	GP-GS	AB	R	H	2B	3B	HR	RBI	BB	SO	TB	SH	SF	HBP	SB-ATT	OBP	SLG	PO	A	E	FLD
2005	.116	38-11	43	12	5	0	0	0	3	0	16	5	3	1	0	5-7	.114	.116	5	3	0	1.000
2006	.330	34-32	112	24	37	1	1	0	10	7	21	40	4	1	1	20-21	.372	.357	60	63	15	.891
2007	.383	63-63	222	48	85	6	5	2	30	18	35	107	3	0	2	36-44	.434	.482	45	164	17	.925
2008	.298	47-47	161	36	48	2	8	0	16	8	28	66	4	0	2	8-11	.339	.410	41	92	13	.911
Totals	.325	182-153	538	120	175	9	14	2	59	33	100	218	14	2	5	69-83	.369	.405	151	322	45	.913

Sara Hall • C/DP • R/R • Bell Canyon, Calif. • Calabasas High School

	AVG	GP-GS	AB	R	H	2B	3B	HR	RBI	BB	SO	TB	SH	SF	HBP	SB-ATT	OBP	SLG	PO	A	E	FLD
2001	.218	52-37	124	4	27	5	0	3	13	3	20	41	6	1	0	0-0	.234	.331	63	15	1	.987
2002	.286	10-5	21	2	6	0	0	1	6	0	8	9	0	1	0	0-0	.273	.429	13	0	1	.929
Totals	.228	62-42	145	6	33	5	0	4	19	3	28	50	6	2	0	0-0	.240	.345	76	15	2	.978

Kaylah Hampton • C • R/R • Goodyear, Ariz. • Verrado High School

	AVG	GP-GS	AB	R	H	2B	3B	HR	RBI	BB	SO	TB	SH	SF	HBP	SB-ATT	OBP	SLG	PO	A	E	FLD
2015	.267	56-55	150	17	40	8	1	8	32	24	43	74	1	0	6	2-2	.389	.493	376	23	7	.983
2016	.244	41-32	82	11	20	3	0	2	8	10	18	29	3	1	3	0-0	.344	.354	175	14	3	.984
Totals	.259	97-87	232	28	60	11	1	10	40	34	61	103	4	1	9	2-2	.373	.444	551	37	10	.983

Katie Harrison • C/DP • R/R • Noblesville, Ind. • Noblesville High School/Chipola College

	AVG	GP-GS	AB	R	H	2B	3B	HR	RBI	BB	SO	TB	SH	SF	HBP	SB-ATT	OBP	SLG	PO	A	E	FLD
2015	.310	30-30	84	2	26	5	0	1	19	10	10	34	0	0	4	0-0	.408	.405	0	0	0	.000
2016	.291	50-48	127	7	37	10	0	6	25	21	11	65	1	4	5	0-0	.401	.512	0	0	0	.000
Totals	.299	80-78	211	9	63	15	0	7	44	31	21	99	1	4	9	0-0	.404	.469	0	0	0	.000

Kelsey Hauptert • 1B • R/R • Olympia, Wash. • Black Hills High School

	AVG	GP-GS	AB	R	H	2B	3B	HR	RBI	BB	SO	TB	SH	SF	HBP	SB-ATT	OBP	SLG	PO	A	E	FLD
2007	.302	61-59	169	27	51	4	0	9	30	27	37	82	4	0	1	3-8	.401	.485	373	14	2	.995
2008	.323	42-41	124	14	40	9	0	7	24	9	21	70	3	1	1	0-1	.370	.565	189	40	3	.987
Totals	.311	103-100	293	41	91	13	0	16	54	36	58	152	7	1	2	3-9	.389	.519	562	54	5	.992

Stephanie Hendrix • OF • R/R • West Lafayette, Ind. • West Lafayette High School

	AVG	GP-GS	AB	R	H	2B	3B	HR	RBI	BB	SO	TB	SH	SF	HBP	SB-ATT	OBP	SLG	PO	A	E	FLD
1995	.000	15-1	5	2	0	0	0	0	0	0	3	0	0	0	0	0-2	.000	.000	0	0	0	—

Briana Hensley • OF • R/R • South Bend, Ind. • La Salle High School

	AVG	GP-GS	AB	R	H	2B	3B	HR	RBI	BB	SO	TB	SH	SF	HBP	SB-ATT	OBP	SLG	PO	A	E	FLD
2000	.000	51-0	2	15	0	0	0	0	0	0	0	0	0	0	0	8-14	.000	.000	1	0	0	1.000
2001	.000	31-2	5	8	0	0	0	0	0	0	1	0	1	0	0	4-4	.000	.000	1	1	0	1.000
Totals	.000	82-2	7	23	0	0	0	0	0	0	1	0	1	0	0	12-18	.000	.000	2	1	0	1.000

ALL-TIME BATTERS REGISTER



Andrea Hillsey • 2B/SS • R/R • White Lake, Mich. • Waterford Kettering High School

	AVG	GP-GS	AB	R	H	2B	3B	HR	RBI	BB	SO	TB	SH	SF	HBP	SB-ATT	OBP	SLG	PQ	A	E	FLD
2002	.340	59-59	159	33	54	8	0	0	15	24	11	62	14	2	7	8-10	.443	.390	117	122	4	.984
2003	.454	61-61	163	49	74	11	4	6	39	40	16	111	8	1	2	19-21	.563	.681	121	84	4	.981
2004	.280	27-27	82	14	23	1	0	1	18	12	10	27	2	1	1	11-11	.375	.329	82	36	2	.983
2005	.373	59-59	158	44	59	15	1	9	32	40	7	103	6	2	4	6-10	.505	.652	132	100	0	1.000
Totals	.374	206-206	562	140	210	35	5	16	104	116	44	303	30	6	14	44-52	.487	.539	452	342	10	.988

Christine Hinderliter • UT • R/R • North Torawanda, N.Y. • Niagara-Wheatfield High School

	AVG	GP-GS	AB	R	H	2B	3B	HR	RBI	BB	SO	TB	SH	SF	HBP	SB-ATT	OBP	SLG	PQ	A	E	FLD
1999	—	2-0	0	1	0	0	0	0	0	0	0	0	0	0	0	0-0	—	—	0	0	0	—

Kristen Hoppman • INF • R/R • Sun Prairie, Wis. • Sun Prairie High School

	AVG	GP-GS	AB	R	H	2B	3B	HR	RBI	BB	SO	TB	SH	SF	HBP	SB-ATT	OBP	SLG	PQ	A	E	FLD
2014	.206	47-40	68	10	14	2	1	1	5	7	27	21	1	0	2	1-1	.299	.309	51	55	13	.891
2015	.293	56-55	150	17	44	9	2	0	13	12	32	57	7	0	3	4-5	.358	.380	73	8	0	1.000
2016	.313	55-55	179	28	56	8	5	4	16	6	37	86	5	0	5	28-34	.353	.480	115	55	11	.939
Totals	.287	158-150	397	55	114	19	8	5	34	25	96	164	13	0	10	33-40	.345	.413	239	118	24	.937

Liane Horiuchi • SS/2B • R/R • Wahiawa, Hawaii • Kamehameha High School

	AVG	GP-GS	AB	R	H	2B	3B	HR	RBI	BB	SO	TB	SH	SF	HBP	SB-ATT	OBP	SLG	PQ	A	E	FLD
2009	.348	51-51	141	43	49	13	4	6	25	23	21	88	8	1	21	42-42	.500	.624	72	116	13	.935
2010	.264	52-52	140	42	37	5	6	5	22	25	39	69	15	1	8	43-46	.402	.493	85	120	7	.967
Totals	.306	103-103	281	85	86	18	10	11	47	48	60	157	23	2	29	85-88	.453	.559	157	236	20	.952

Karen Hostetler • OF • S/R • Elkhart, Ind. • Elkhart Central High School

	AVG	GP-GS	AB	R	H	2B	3B	HR	RBI	BB	SO	TB	SH	SF	HBP	SB-ATT	OBP	SLG	PQ	A	E	FLD
1994	.213	35	75	8	16	1	0	0	9	6	8	17	5	2	0	4-6	.265	.227	18	1	4	.826

Lexi Huffman • INF • R/R • Waller, Texas • Waller High School

	AVG	GP-GS	AB	R	H	2B	3B	HR	RBI	BB	SO	TB	SH	SF	HBP	SB-ATT	OBP	SLG	PQ	A	E	FLD
2016	.198	41-31	96	9	19	3	0	3	17	4	35	31	5	0	5	1-1	.267	.323	153	16	3	.983

Maya Hughes • OF • L/R • Nolensville, Tenn. • Oakland High School

	AVG	GP-GS	AB	R	H	2B	3B	HR	RBI	BB	SO	TB	SH	SF	HBP	SB-ATT	OBP	SLG	PQ	A	E	FLD
2015	.256	56-56	156	23	40	1	1	0	10	8	52	43	5	0	4	22-27	.310	.276	57	0	7	.891
2016	.216	45-27	74	20	16	1	1	0	5	1	20	19	1	0	1	15-15	.237	.257	34	1	4	.897
Totals	.243	101-83	230	43	56	2	2	0	15	9	72	62	6	0	5	37-42	.287	.270	91	1	11	.893

Sarah Humphrey • SS • R/R • Greenwood, Ind. • Center Grove High School

	AVG	GP-GS	AB	R	H	2B	3B	HR	RBI	BB	SO	TB	SH	SF	HBP	SB-ATT	OBP	SLG	PQ	A	E	FLD
1999	.353	18-5	17	8	6	3	0	0	0	1	2	9	0	0	0	0-0	.389	.529	9	13	4	.846

Crystal Inman • P • R/R • Middletown, Ind. • Shenandoah High School

	AVG	GP-GS	AB	R	H	2B	3B	HR	RBI	BB	SO	TB	SH	SF	HBP	SB-ATT	OBP	SLG	PQ	A	E	FLD
1997	.000	21-4	8	0	0	0	0	0	0	0	2	0	0	0	0	0-0	.000	.000	2	20	0	1.000
1998	.091	9-1	11	0	1	0	0	0	1	1	2	1	0	0	0	0-0	.167	.091	0	5	0	1.000
1999	.500	2-0	2	0	1	0	0	0	0	0	0	1	0	0	0	0-0	.500	.500	0	6	0	1.000
2000	.203	34-26	74	1	15	5	0	1	7	7	22	23	2	1	0	0-0	.268	.311	2	9	0	1.000
Totals	.179	66-31	95	1	17	5	0	1	8	8	26	25	2	1	0	0-0	.240	.263	4	40	0	1.000

Gina Ishida • UT • R/R • Honolulu, Hawaii • Iolani High School

	AVG	GP-GS	AB	R	H	2B	3B	HR	RBI	BB	SO	TB	SH	SF	HBP	SB-ATT	OBP	SLG	PQ	A	E	FLD
1996	—	2-0	0	1	0	0	0	0	0	0	0	0	0	0	0	0-0	—	—	0	0	0	—

Joy Ishida • 2B • L/R • Honolulu, Hawaii • Iolani High School

	AVG	GP-GS	AB	R	H	2B	3B	HR	RBI	BB	SO	TB	SH	SF	HBP	SB-ATT	OBP	SLG	PQ	A	E	FLD
1999	.000	43-0	4	15	0	0	0	0	0	1	1	0	0	0	0	3-3	.200	.000	0	0	0	—

Deana Jackson • P • R/R • Elkhart, Ind. • Elkhart Central High School

	AVG	GP-GS	AB	R	H	2B	3B	HR	RBI	BB	SO	TB	SH	SF	HBP	SB-ATT	OBP	SLG	PQ	A	E	FLD
1994	.000	36-0	2	0	0	0	0	0	0	0	2	0	0	0	0	0-0	.000	.000	5	48	2	.964

DaQueta Johnson • OF • R/R • Ontario, Calif. • Don Lugo High School

	AVG	GP-GS	AB	R	H	2B	3B	HR	RBI	BB	SO	TB	SH	SF	HBP	SB-ATT	OBP	SLG	PQ	A	E	FLD
2004	.241	40-38	108	11	26	6	0	7	28	7	28	53	0	0	4	0-0	.311	.491	15	3	1	.947
2005	.242	59-59	165	13	40	5	0	8	44	15	39	69	2	5	4	1-1	.312	.418	62	6	2	.971
2006	.294	60-60	170	15	50	10	1	10	46	10	28	92	9	1	3	2-2	.342	.541	32	4	3	.923
2007	.266	53-45	124	15	33	10	1	2	17	8	34	51	3	0	8	2-2	.350	.411	29	4	4	.892
Totals	.263	212-202	567	54	149	31	2	27	135	40	129	265	14	6	19	5-5	.329	.467	138	17	10	.939

Katie Johnson • P • L/R • Sioux Falls, S.D. • Washington High School / Iowa State University

	AVG	GP-GS	AB	R	H	2B	3B	HR	RBI	BB	SO	TB	SH	SF	HBP	SB-ATT	OBP	SLG	PQ	A	E	FLD
2016	.000	11-1	4	3	0	0	0	0	0	0	0	0	0	0	0	1-1	.000	.000	0	3	1	.750



ALL-TIME BATTERS REGISTER

Jesse Jones • 3B/C • R/R • Indianapolis, Ind. • Decatur Central High School

	AVG	GP-GS	AB	R	H	2B	3B	HR	RBI	BB	SO	TB	SH	SF	HBP	SB-ATT	OBP	SLG	PO	A	E	FLD
2000	.322	61-61	174	18	56	10	0	4	28	20	33	78	4	3	3	1-1	.395	.448	25	190	17	.927
2001	.253	59-58	170	7	43	7	1	2	22	16	33	58	2	1	2	0-1	.323	.341	48	184	17	.932
2002	.224	59-57	147	11	33	6	1	6	21	26	56	59	9	0	3	4-4	.352	.401	274	54	8	.976
2003	.314	59-59	156	19	49	9	1	6	44	33	40	78	3	5	3	3-4	.431	.500	211	94	4	.987
Totals	.280	238-235	647	55	181	32	3	18	115	95	162	273	18	9	11	8-10	.371	.422	558	522	46	.959

Emily Kenny • INF • R/R • Ashburn, Va. • Stone Bridge High School

	AVG	GP-GS	AB	R	H	2B	3B	HR	RBI	BB	SO	TB	SH	SF	HBP	SB-ATT	OBP	SLG	PO	A	E	FLD
2016	.169	41-26	77	14	13	3	2	4	14	4	25	32	1	1	3	1-2	.235	.416	19	19	5	.884

Angela Knight • OF • L/R • Granger, Ind. • Penn High School

	AVG	GP-GS	AB	R	H	2B	3B	HR	RBI	BB	SO	TB	SH	SF	HBP	SB-ATT	OBP	SLG	PO	A	E	FLD
2001	.000	42-1	6	11	0	0	0	0	0	2	3	0	0	0	1	3-5	.333	.000	3	0	0	1.000
2002	.248	56-53	129	17	32	3	0	0	11	9	28	35	9	0	3	4-6	.312	.271	23	3	2	.929
2003	.257	60-59	136	30	35	1	1	1	13	11	17	41	6	0	4	6-10	.331	.301	44	3	2	.959
2004	.327	57-57	168	31	55	6	4	1	15	11	22	72	10	0	8	11-13	.396	.429	50	1	3	.944
Totals	.282	173-169	433	78	122	10	5	2	39	31	67	148	25	0	15	21-29	.351	.342	117	7	7	.947

Heather Knight • C/INF • R/R • Saddlebrooke, Ariz. • Canyon Del Oro High School

	AVG	GP-GS	AB	R	H	2B	3B	HR	RBI	BB	SO	TB	SH	SF	HBP	SB-ATT	OBP	SLG	PO	A	E	FLD
2016	.179	39-35	95	10	17	1	0	2	17	7	17	24	4	1	1	1-2	.240	.253	198	26	4	.982

Alyssa Koorsen • INF/OF • L/R • Fort Wayne, Ind. • Lakewood Park Christian

	AVG	GP-GS	AB	R	H	2B	3B	HR	RBI	BB	SO	TB	SH	SF	HBP	SB-ATT	OBP	SLG	PO	A	E	FLD
2012	.125	7-1	8	1	1	0	0	0	0	1	1	1	0	0	0	0-0	.222	.125	0	2	0	1.000
2013	.125	9-0	8	1	1	0	0	0	0	1	2	1	0	0	0	1-1	.222	.125	0	0	0	.000
2014	.333	6-0	6	0	2	0	0	0	0	0	2	2	0	0	0	0-0	.333	.333	2	0	0	1.000
2015	.314	55-55	172	33	54	10	3	1	13	13	21	73	6	0	2	16-20	.369	.424	52	59	2	.982
Totals	.299	77-56	194	35	58	10	3	1	13	15	26	77	6	0	2	17-21	.355	.397	54	61	2	.983

Courtney Kovanis • OF • R/R • Atlanta, Ga. • Wesleyan High School

	AVG	GP-GS	AB	R	H	2B	3B	HR	RBI	BB	SO	TB	SH	SF	HBP	SB-ATT	OBP	SLG	PO	A	E	FLD
2002	.000	26-0	1	10	0	0	0	0	0	0	0	0	0	0	0	0-0	.000	.000	1	0	1	.500
2003	.000	22-0	1	6	0	0	0	0	0	0	0	0	0	0	0	2-2	.000	.000	0	0	0	.000
Totals	.000	48-0	2	16	0	0	0	0	0	0	0	0	0	0	0	2-2	.000	.000	1	0	1	.500

Shelby Krammer • C • R/R • Wildwood, Mo. • Lafayette High School

	AVG	GP-GS	AB	R	H	2B	3B	HR	RBI	BB	SO	TB	SH	SF	HBP	SB-ATT	OBP	SLG	PO	A	E	FLD
2008	.105	13-6	19	0	2	0	0	0	1	6	4	2	0	0	0	0-0	.320	.105	41	1	1	.977
2009	.250	25-21	64	4	16	3	1	0	4	1	19	21	6	0	0	0-0	.262	.328	74	5	1	.988
2010	.218	41-40	110	5	24	4	1	4	13	2	22	42	9	0	0	2-2	.232	.382	215	7	6	.974
2011	.276	44-42	116	14	32	6	0	7	31	7	31	59	4	1	3	1-1	.331	.509	163	16	2	.989
Totals	.239	123-109	309	23	74	13	2	11	49	16	76	124	19	1	3	3-3	.283	.401	493	29	10	.981

Tiffany Krcelich • OF • L/R • Granger, Ind. • Penn High School

	AVG	GP-GS	AB	R	H	2B	3B	HR	RBI	BB	SO	TB	SH	SF	HBP	SB-ATT	OBP	SLG	PO	A	E	FLD
2005	.176	37-1	17	6	3	0	0	0	0	1	3	3	0	0	0	2-2	.222	.176	3	0	0	1.000
2006	.288	59-58	160	26	46	3	0	0	14	8	39	49	10	0	1	6-14	.325	.306	54	1	5	.917
Totals	.277	96-59	177	32	49	3	0	0	14	9	42	52	10	0	1	8-16	.316	.294	57	1	5	.921

Diana LaRiva • P • R/R • Tustin, Calif. • Tustin High School

	AVG	GP-GS	AB	R	H	2B	3B	HR	RBI	BB	SO	TB	SH	SF	HBP	SB-ATT	OBP	SLG	PO	A	E	FLD
2003	.000	43-25	1	0	0	0	0	0	0	0	0	0	0	0	0	0-0	.000	.000	5	20	3	.893

Tricia Lilley • SS • R/R • North Canton, Ohio • Hoover High School

	AVG	GP-GS	AB	R	H	2B	3B	HR	RBI	BB	SO	TB	SH	SF	HBP	SB-ATT	OBP	SLG	PO	A	E	FLD
2003	.328	57-57	180	48	59	13	2	10	35	11	16	106	2	3	15	4-7	.407	.589	73	112	14	.930
2004	.350	57-57	177	33	62	10	2	6	33	9	24	94	2	1	9	3-8	.408	.531	89	93	20	.901
2005	.289	59-59	180	23	52	8	3	0	25	5	25	66	2	4	9	5-6	.337	.367	77	118	20	.907
2006	.344	59-59	163	36	56	13	3	0	24	11	22	75	6	3	21	17-19	.444	.460	86	119	19	.915
Totals	.327	232-232	700	140	229	44	10	16	117	36	87	341	14	9	54	29-40	.399	.487	325	442	73	.913

Traci Lippold • OF • L/L • Greenwood, Ind. • Center Grove High School

	AVG	GP-GS	AB	R	H	2B	3B	HR	RBI	BB	SO	TB	SH	SF	HBP	SB-ATT	OBP	SLG	PO	A	E	FLD
2007	.000	20-0	3	5	0	0	0	0	0	0	1	0	0	0	0	0-2	.000	.000	0	0	0	.000

Danica Maher • C • R/L • Arvada, Calif. • Arvada West High School

	AVG	GP-GS	AB	R	H	2B	3B	HR	RBI	BB	SO	TB	SH	SF	HBP	SB-ATT	OBP	SLG	PO	A	E	FLD
1997	.143	19-4	21	0	3	1	0	0	1	0	3	4	0	0	0	0-0	.143	.190	22	3	0	1.000
1998	.148	19-6	27	1	4	0	0	0	3	2	8	4	0	0	0	0-0	.207	.148	29	2	0	1.000
1999	.205	22-15	44	2	9	3	0	0	6	2	8	12	2	0	1	0-0	.255	.273	36	13	2	.961
2000	.167	29-12	42	2	7	1	0	0	2	1	14	8	0	1	2	0-0	.217	.190	10	0	2	.833
Totals	.172	89-37	134	4	23	5	0	0	12	5	33	28	2	1	3	0-0	.217	.209	97	18	4	.966

ALL-TIME BATTERS REGISTER



Valerie Malsch • OF • R/R • St. John, Ind. • Lake Central High School

	AVG	GP-GS	AB	R	H	2B	3B	HR	RBI	BB	SO	TB	SH	SF	HBP	SB-ATT	OBP	SLG	PO	A	E	FLD
1995	.143	25-13	42	2	6	2	0	0	2	9	11	8	1	0	0	0-0	.294	.190	12	0	0	1.000

Nicci Manduca • C/OF • R/R • Lancaster, Calif. • Quartz Hill High School

	AVG	GP-GS	AB	R	H	2B	3B	HR	RBI	BB	SO	TB	SH	SF	HBP	SB-ATT	OBP	SLG	PO	A	E	FLD
1995	.266	53-51	139	6	37	1	0	0	8	8	13	38	8	1	2	3-3	.313	.273	86	9	2	.979
1996	.284	47-45	134	17	38	7	1	0	9	6	10	47	4	0	0	2-2	.314	.351	118	15	5	.964
Totals	.275	100-96	273	23	75	8	1	0	17	14	23	85	12	1	2	5-5	.314	.311	204	24	7	.970

Laura Martin • 1B/DP • R/R • Fishers, Ind. • Hamilton Southeastern High School

	AVG	GP-GS	AB	R	H	2B	3B	HR	RBI	BB	SO	TB	SH	SF	HBP	SB-ATT	OBP	SLG	PO	A	E	FLD
2000	.071	20-0	14	1	1	0	0	0	1	1	8	1	0	0	3	0-0	.278	.071	1	0	0	1.000
2001	.161	36-13	56	3	9	2	0	2	5	5	18	17	0	0	1	0-0	.242	.304	0	0	0	—
2002	.245	59-59	159	15	39	10	0	4	25	8	34	61	5	2	7	2-2	.307	.384	0	0	0	—
2003	.196	43-31	92	7	18	3	0	2	6	10	20	27	2	0	2	0-0	.288	.293	0	2	0	—
Totals	.214	158-103	321	26	67	15	0	8	37	24	80	106	7	2	13	2-2	.289	.345	1	2	0	1.000

Jaime Martino • P • R/R • Orland Park, Ill. • Carl Sandburg High School

	AVG	GP-GS	AB	R	H	2B	3B	HR	RBI	BB	SO	TB	SH	SF	HBP	SB-ATT	OBP	SLG	PO	A	E	FLD
1995	.284	38-27	67	9	19	1	0	0	11	2	9	20	2	0	1	0-0	.314	.299	7	27	5	.872
1996	.182	25-14	33	1	6	1	0	0	1	0	4	7	2	0	0	1-1	.182	.212	2	22	0	1.000
1997	.231	17-3	13	1	3	0	0	0	3	0	1	3	1	0	0	0-0	.231	.231	0	16	2	.889
1998	.000	3-0	2	0	0	0	0	0	0	0	0	0	0	0	1	0-0	.333	.000	0	16	2	.889
Totals	.243	83-44	115	11	28	2	0	0	15	2	14	30	5	0	2	1-1	.269	.261	9	81	9	.909

Katy McJunkin • C/UT • R/R • Visalia, Calif. • El Diamante High School

	AVG	GP-GS	AB	R	H	2B	3B	HR	RBI	BB	SO	TB	SH	SF	HBP	SB-ATT	OBP	SLG	PO	A	E	FLD
2014	.363	50-40	113	12	41	5	1	1	15	12	15	51	4	0	4	1-1	.442	.451	54	2	0	1.000

Kim McMillan • C/1B/OF • L/L • Powder Springs, Ga. • Powder Springs High School

	AVG	GP-GS	AB	R	H	2B	3B	HR	RBI	BB	SO	TB	SH	SF	HBP	SB-ATT	OBP	SLG	PO	A	E	FLD
2011	.325	43-40	117	24	38	7	0	4	20	57	27	57	1	1	3	2-4	.394	.487	280	10	8	.973

Jody Meister • OF • L/R • Carmel, Ind. • Carmel High School

	AVG	GP-GS	AB	R	H	2B	3B	HR	RBI	BB	SO	TB	SH	SF	HBP	SB-ATT	OBP	SLG	PO	A	E	FLD
1994	.324	39	105	22	34	0	0	0	4	10	13	34	14	0	1	15-18	.388	.324	70	1	3	.959
1995	.174	54-49	121	18	21	0	0	0	1	7	19	21	17	0	2	20-23	.231	.174	45	1	5	.902
1996	.160	43-38	81	12	13	1	0	0	2	9	15	14	7	0	0	20-22	.244	.173	44	4	4	.923
1997	.237	43-19	59	15	14	0	0	0	4	3	5	14	6	0	0	6-10	.274	.237	21	0	2	.913
Totals	.224	179-106	366	67	82	1	0	0	11	29	52	83	44	0	3	61-73	.286	.227	180	6	14	.930

Sam Mercier • 2B • R/R • San Clemente, Calif. • San Clemente High School

	AVG	GP-GS	AB	R	H	2B	3B	HR	RBI	BB	SO	TB	SH	SF	HBP	SB-ATT	OBP	SLG	PO	A	E	FLD
1996	.318	55-55	157	15	50	7	0	0	20	7	8	57	9	1	0	3-6	.345	.363	139	92	9	.963
1997	.314	66-66	229	40	72	14	0	1	22	8	3	89	5	2	1	7-11	.338	.389	171	97	4	.985
1998	.350	59-59	197	32	69	11	1	1	18	13	2	85	10	1	2	4-5	.394	.431	173	63	6	.975
1999	.333	56-56	186	27	62	10	0	2	28	4	5	78	12	1	1	8-8	.349	.419	155	131	2	.993
Totals	.329	236-236	769	114	253	42	1	4	88	32	18	309	36	5	4	22-30	.357	.402	638	383	21	.980

Shelli Messer • P/3B • R/R • Greenfield, Ind. • Mount Vernon High School

	AVG	GP-GS	AB	R	H	2B	3B	HR	RBI	BB	SO	TB	SH	SF	HBP	SB-ATT	OBP	SLG	PO	A	E	FLD
2002	.165	58-56	164	13	27	3	0	0	8	5	23	30	5	0	0	3-4	.189	.183	32	144	24	.880
2003	.217	34-23	60	8	13	1	0	0	5	3	11	14	0	1	1	2-2	.262	.233	17	43	4	.938
2004	.265	54-51	147	17	39	11	1	2	23	12	24	58	6	0	2	8-9	.329	.395	37	88	12	.912
2005	.305	59-58	177	27	54	9	0	1	17	18	23	66	4	0	3	7-11	.379	.373	43	112	15	.912
Totals	.243	205-188	548	65	133	24	1	3	53	38	81	168	15	1	6	20-26	.298	.307	129	387	55	.904

Kelly Miller • 2B/SS • R/R • Indianapolis, Ind. • Cathedral High School

	AVG	GP-GS	AB	R	H	2B	3B	HR	RBI	BB	SO	TB	SH	SF	HBP	SB-ATT	OBP	SLG	PO	A	E	FLD
2006	.143	43-8	21	8	3	1	0	0	0	1	9	4	0	0	1	4-7	.217	.190	20	12	2	.941
2007	.308	55-46	107	22	33	1	0	0	0	6	27	34	8	0	3	13-10	.362	.318	115	96	19	.925
2008	.352	58-58	162	29	57	3	0	0	13	4	14	60	25	0	0	6-10	.367	.370	136	115	7	.973
2009	.211	49-49	133	19	28	0	1	0	7	6	13	30	10	0	1	5-7	.250	.226	127	91	7	.969
Totals	.286	205-161	423	78	121	5	1	0	20	17	63	128	43	0	5	24-34	.321	.303	398	314	33	.956

Katie Mitchell • INF • R/R • Crown Point, Ind. • Lake Central High School

	AVG	GP-GS	AB	R	H	2B	3B	HR	RBI	BB	SO	TB	SH	SF	HBP	SB-ATT	OBP	SLG	PO	A	E	FLD
2006	.261	47-40	115	15	30	6	0	3	19	12	29	45	6	1	1	5-6	.333	.391	27	65	10	.902
2007	.364	65-62	195	54	71	15	4	14	54	24	50	136	3	1	0	8-9	.432	.584	147	18	6	.965
2008	.258	58-58	159	29	41	13	0	8	31	24	47	78	6	1	3	4-4	.364	.491	206	22	6	.974
2009	.252	49-46	131	29	33	8	0	12	30	22	35	77	3	3	3	2-3	.365	.588	303	24	3	.991
Totals	.292	219-206	600	127	175	42	4	37	134	82	161	336	18	6	7	19-22	.380	.560	683	129	25	.970



ALL-TIME BATTERS REGISTER

Maia Monchek • OF • L/R • San Mateo, Calif. • Notre Dame High School

	AVG	GP-GS	AB	R	H	2B	3B	HR	RBI	BB	SO	TB	SH	SF	HBP	SB-ATT	OBP	SLG	PO	A	E	FLD
2010	.262	41-40	126	14	33	3	4	3	27	9	24	53	3	0	0	7-9	.311	.421	27	3	1	.968
2011	.000	1-0	1	0	0	0	0	0	0	0	0	0	0	0	0	0-0	.000	.000	0	0	0	.000
2012	.271	51-47	129	11	35	4	0	0	19	10	18	39	3	2	2	3-4	.329	.302	36	2	1	.974
2013	.292	54-52	137	9	40	3	0	1	15	16	23	46	3	0	11	2-3	.409	.336	66	0	1	.985
2014	.270	51-47	122	15	33	4	1	0	4	19	21	39	9	1	5	1-1	.388	.320	51	1	1	.981
Totals	.274	198-186	515	49	141	14	5	4	65	54	86	177	18	3	18	13-17	.361	.344	180	6	4	.979

Lexy Moore • P • L/R • St. Peters, Mo. • Fort Zumwalt South

	AVG	GP-GS	AB	R	H	2B	3B	HR	RBI	BB	SO	TB	SH	SF	HBP	SB-ATT	OBP	SLG	PO	A	E	FLD
2012	.143	5-4	7	0	1	0	0	0	1	0	1	1	0	0	0	0-0	.143	.143	5	43	3	.941
2013	.000	1-1	3	0	0	0	0	0	0	0	3	0	0	0	0	0-0	.000	.000	1	29	6	.833
2015	.000	7-3	0	1	0	0	0	0	0	0	0	0	0	0	0	0-0	.000	.000	1	11	3	.800
Totals	.100	13-8	10	1	1	0	0	0	1	0	4	1	0	0	0	0-0	.100	.100	7	103	13	.894

Colleen Morfoot • OF • R/R • Chicago, Ill. • Mother McAuley High School

	AVG	GP-GS	AB	R	H	2B	3B	HR	RBI	BB	SO	TB	SH	SF	HBP	SB-ATT	OBP	SLG	PO	A	E	FLD
1994	.118	15	17	0	2	0	0	0	0	0	5	2	0	0	0	0-0	.118	.118	7	0	0	1.000

Jessica Morgan • UT • R/R • St. John, Ind. • Lake Central High School

	AVG	GP-GS	AB	R	H	2B	3B	HR	RBI	BB	SO	TB	SH	SF	HBP	SB-ATT	OBP	SLG	PO	A	E	FLD
2010	.071	8-3	14	0	1	0	0	0	0	0	7	1	0	0	0	0-0	.071	.071	2	8	1	.909

Kristin Morgan • C/UTL • R/L • Vancouver, Wash. • Skyview High School

	AVG	GP-GS	AB	R	H	2B	3B	HR	RBI	BB	SO	TB	SH	SF	HBP	SB-ATT	OBP	SLG	PO	A	E	FLD
2011	.200	12-0	10	0	2	0	0	0	1	2	4	2	0	0	1	0-1	.385	.200	3	0	0	1.000
2012	.000	6-3	8	1	0	0	0	0	1	2	4	0	0	0	0	0-0	.200	.000	0	0	0	.000
2013	.188	14-5	16	3	3	1	0	0	1	4	5	4	0	0	3	0-0	.435	.250	0	0	0	.000
Totals	.147	32-8	34	4	5	1	0	0	3	8	13	6	0	0	4	0-1	.370	.176	3	0	0	1.000

Angie Myers • 1B/SS • L/R • Greenfield, Ind. • Mount Vernon High School

	AVG	GP-GS	AB	R	H	2B	3B	HR	RBI	BB	SO	TB	SH	SF	HBP	SB-ATT	OBP	SLG	PO	A	E	FLD
1994	.293	39	116	21	34	8	2	1	11	15	26	49	6	0	2	8-9	.383	.422	79	107	12	.939
1995	.235	54-54	153	14	36	4	1	0	6	10	24	42	16	0	0	10-11	.282	.275	233	79	5	.984
1996	.326	57-57	190	25	62	9	5	3	21	9	19	90	6	0	2	11-14	.363	.474	259	53	14	.957
Totals	.288	150-111	459	60	132	21	8	4	38	34	69	181	28	0	4	29-34	.342	.394	571	239	31	.964

Danika Nice • 2B • L/R • Eugene, Ore. • Churchill High School

	AVG	GP-GS	AB	R	H	2B	3B	HR	RBI	BB	SO	TB	SH	SF	HBP	SB-ATT	OBP	SLG	PO	A	E	FLD
1999	.200	12-0	10	0	2	0	0	0	0	2	2	2	0	0	0	0-0	.333	.200	0	0	0	—
2000	.204	29-21	54	2	11	2	0	1	6	5	10	16	2	2	2	0-0	.286	.296	9	10	3	.864
2001	.000	12-2	12	0	0	0	0	0	0	3	8	0	2	0	0	0-0	.200	.000	0	0	0	—
Totals	.203	53-23	76	2	13	2	0	1	6	10	20	18	4	2	2	0-0	.278	.281	9	10	3	.864

Shahara "Skeeter" Nixon • OF • R/R • Glenwood, Ill. • Marian Catholic High School

	AVG	GP-GS	AB	R	H	2B	3B	HR	RBI	BB	SO	TB	SH	SF	HBP	SB-ATT	OBP	SLG	PO	A	E	FLD
1997	.230	62-51	161	26	37	3	2	0	11	5	14	44	14	1	1	16-17	.256	.273	72	1	4	.948
1998	.266	59-57	177	29	47	1	1	0	12	1	13	50	19	1	1	18-21	.272	.282	81	1	3	.965
1999	.267	56-54	172	39	46	6	0	3	9	12	27	61	7	1	2	20-23	.321	.355	28	1	4	.879
2000	.272	61-61	206	30	56	5	1	0	16	11	21	63	3	0	1	19-22	.312	.306	49	4	2	.964
Totals	.260	238-223	716	124	186	15	4	3	48	29	75	218	43	3	5	73-83	.292	.304	230	7	13	.948

Tara Palmer • C • R/R • Pearland, Tex. • Pearland High School

	AVG	GP-GS	AB	R	H	2B	3B	HR	RBI	BB	SO	TB	SH	SF	HBP	SB-ATT	OBP	SLG	PO	A	E	FLD
2005	1.000	1-0	1	0	1	0	0	0	1	0	0	1	0	0	0	0-0	1.000	1.000	0	0	0	.000
2006	.500	4-0	4	0	2	0	0	0	1	0	1	2	1	0	0	0-0	.500	.500	7	0	0	1.000
2007	.000	7-0	6	0	0	0	0	0	0	0	2	0	0	0	0	0-0	.000	.000	2	1	0	1.000
2008	.125	22-9	40	5	5	1	0	0	2	1	14	6	1	0	2	0-0	.186	.150	56	8	1	.985
Totals	.157	34-9	51	5	8	1	0	0	4	1	17	9	2	0	2	0-0	.204	.176	65	9	1	.987

CJ Parsons • INF • R/R • Ft. Lauderdale, Fla. • St. Thomas Aquinas High School

	AVG	GP-GS	AB	R	H	2B	3B	HR	RBI	BB	SO	TB	SH	SF	HBP	SB-ATT	OBP	SLG	PO	A	E	FLD
2013	.209	21-13	43	2	9	0	0	0	1	3	11	9	0	0	0	0-0	.261	.209	17	22	1	.975
2014	.200	41-9	40	4	8	3	0	0	6	8	6	11	2	1	0	0-0	.327	.275	9	18	5	.844
2015	.256	47-32	90	14	23	3	1	2	13	7	26	34	6	2	1	0-0	.310	.378	13	44	4	.934
2016	.169	42-29	65	4	11	1	0	0	4	9	12	12	3	0	3	0-0	.299	.185	21	47	6	.919
Totals	.214	151-83	238	24	51	7	1	2	24	27	55	66	11	3	4	0-0	.301	.277	60	131	16	.923

MaryBeth Pavlick • C/OF • R/R • Aurora, Ohio • Aurora High School

	AVG	GP-GS	AB	R	H	2B	3B	HR	RBI	BB	SO	TB	SH	SF	HBP	SB-ATT	OBP	SLG	PO	A	E	FLD
2011	.000	22-0	10	0	2	0	0	0	1	0	2	0	0	0	0	0-1	.000	.000	0	0	0	.000
2012	.000	11-0	0	4	0	0	0	0	0	0	0	0	0	0	0	2-2	.000	.000	1	1	0	1.000
2013	.000	14-1	1	2	0	0	0	0	0	0	0	0	0	0	0	2-2	.000	.000	11	2	0	1.000
2014	.000	10-2	11	1	0	0	0	0	1	1	9	0	0	0	0	0-0	.083	.000	6	0	0	1.000
Totals	.000	57-3	15	12	0	0	0	0	1	1	11	0	0	0	0	3-4	.063	.000	18	3	0	1.000

ALL-TIME BATTERS REGISTER



Jill Paxson • OF • R/R • Greenwood, Ind. • Center Grove High School

	AVG	GP-GS	AB	R	H	2B	3B	HR	RBI	BB	SO	TB	SH	SE	HBP	SB-ATT	OBP	SLG	PO	A	E	FLD
2000	.000	47-1	3	10	0	0	0	0	0	0	1	0	0	0	0	4-7	.000	.000	1	0	0	1.000
2001	—	21-0	0	6	0	0	0	0	0	0	0	0	0	0	0	1-1	—	—	0	0	0	—
Totals	.000	68-1	3	16	0	0	0	0	0	0	1	0	0	0	0	5-8	.000	.000	1	0	0	1.000

Sydney Pencek • OF • L/R • Burlington, Ind. • Carroll High School

	AVG	GP-GS	AB	R	H	2B	3B	HR	RBI	BB	SO	TB	SH	SE	HBP	SB-ATT	OBP	SLG	PO	A	E	FLD
2013	.000	24-0	0	8	0	0	0	0	0	1	0	0	0	0	0	5-5	1.000	.000	0	0	0	.000
2014	.188	30-2	16	6	3	0	0	0	2	3	2	3	0	0	0	1-2	.316	.188	5	0	1	.833
2015	.170	40-12	47	4	8	1	0	0	4	2	16	9	4	0	1	1-3	.220	.191	11	0	1	.917
2016	.167	46-18	36	11	6	0	0	0	2	1	14	6	0	0	2	2-3	.231	.167	29	2	0	1.000
Totals	.172	140-32	99	29	17	1	0	0	8	7	32	18	4	0	3	9-13	.248	.182	45	2	2	.959

Erika Peterson • C • R/R • Irvine, Calif. • Irvine High School

	AVG	GP-GS	AB	R	H	2B	3B	HR	RBI	BB	SO	TB	SH	SE	HBP	SB-ATT	OBP	SLG	PO	A	E	FLD
2004	.296	56-56	135	10	40	6	1	5	26	18	15	63	7	0	3	5-5	.391	.467	356	45	2	.995
2005	.241	59-59	141	11	34	2	0	3	16	15	23	45	9	1	7	2-3	.341	.993	368	35	3	.993
2006	.262	60-60	141	18	37	5	0	6	26	23	28	60	17	0	1	0-2	.370	.426	325	51	4	.989
2007	.215	64-63	144	15	31	8	0	3	20	24	33	48	21	0	8	2-2	.358	.333	226	36	4	.985
Totals	.253	239-238	561	54	142	21	1	17	88	80	99	216	54	1	19	9-12	.365	.385	1275	167	13	.991

Erika Petruzzini • P/OF • L/L • Carmel, Ind. • Carmel High School

	AVG	GP-GS	AB	R	H	2B	3B	HR	RBI	BB	SO	TB	SH	SE	HBP	SB-ATT	OBP	SLG	PO	A	E	FLD
2010	.270	44-39	111	18	30	8	1	2	14	17	29	46	5	1	1	6-6	.369	.414	3	20	2	.920
2011	.302	49-48	139	19	42	4	2	3	27	13	26	59	4	1	0	4-4	.359	.424	26	6	2	.941
2012	.304	51-51	148	30	45	8	1	7	33	18	25	76	0	2	2	3-4	.382	.514	11	3	2	.875
2013	.194	44-35	108	11	21	6	0	3	15	17	32	36	5	0	1	5-7	.310	.333	4	5	0	1.000
Totals	.273	188-173	506	78	138	26	4	15	89	65	112	217	14	4	4	18-21	.358	.429	44	34	6	.929

Yvette Pinter • C/P • R/R • South Bend, Ind. • Saint Joseph's High School

	AVG	GP-GS	AB	R	H	2B	3B	HR	RBI	BB	SO	TB	SH	SE	HBP	SB-ATT	OBP	SLG	PO	A	E	FLD
1994	.207	35	87	3	18	1	2	0	13	4	9	23	3	1	1	1-3	.247	.264	57	57	7	.942

Michelle Poe • INF • R/R • Grove City, Ohio • Williams Field High School

	AVG	GP-GS	AB	R	H	2B	3B	HR	RBI	BB	SO	TB	SH	SE	HBP	SB-ATT	OBP	SLG	PO	A	E	FLD
2014	.167	5-0	6	1	1	0	0	0	0	0	2	1	0	0	0	0-0	.167	.167	6	0	0	1.000

Keely Povlitz • C • R/R • Highland, Mich. • Lakeland High School

	AVG	GP-GS	AB	R	H	2B	3B	HR	RBI	BB	SO	TB	SH	SE	HBP	SB-ATT	OBP	SLG	PO	A	E	FLD
1998	.188	55-53	117	13	22	3	1	2	15	7	28	33	11	2	1	4-4	.236	.282	262	46	10	.969
1999	.185	49-44	92	13	17	4	0	1	5	4	23	24	9	0	0	5-5	.219	.261	143	50	4	.980
2000	.115	61-60	131	8	15	2	0	0	7	11	40	17	7	1	1	1-1	.188	.130	287	46	5	.985
2001	.116	49-45	95	2	11	2	0	0	10	8	31	13	7	0	2	2-2	.200	.137	232	29	7	.974
Totals	.149	214-202	435	36	65	11	1	3	37	30	122	87	34	3	4	12-12	.210	.200	924	171	26	.977

Lindsey Rains • OF • L/L • Fullerton, Calif. • Fullerton Union High School

	AVG	GP-GS	AB	R	H	2B	3B	HR	RBI	BB	SO	TB	SH	SE	HBP	SB-ATT	OBP	SLG	PO	A	E	FLD
2011	.372	50-50	145	35	54	3	0	4	27	11	18	69	2	0	1	14-17	.420	.476	38	4	2	.955
2012	.361	53-53	169	43	61	8	4	4	34	21	26	89	0	2	6	25-27	.444	.527	58	7	1	.985
2013	.300	55-55	170	33	51	5	1	1	19	21	21	61	10	2	13	25-32	.413	.359	77	4	0	1.000
2014	.244	54-54	160	24	39	7	1	3	20	13	20	57	2	0	3	10-13	.313	.356	65	7	4	.947
Totals	.318	212-212	644	135	205	23	6	12	100	66	85	276	14	4	23	74-89	.399	.429	238	22	7	.974

Stephanie Ramsey • INF • R/R • Noblesville, Ind. • Noblesville High School

	AVG	GP-GS	AB	R	H	2B	3B	HR	RBI	BB	SO	TB	SH	SE	HBP	SB-ATT	OBP	SLG	PO	A	E	FLD
2015	.200	17-2	15	6	3	0	0	0	0	0	7	3	0	0	1	1-1	.250	.200	3	1	0	1.000

Sarah Ranieri • 3B • R/R • Schererville, Ind. • Lake Central High School

	AVG	GP-GS	AB	R	H	2B	3B	HR	RBI	BB	SO	TB	SH	SE	HBP	SB-ATT	OBP	SLG	PO	A	E	FLD
2011	.000	1-0	1	0	0	0	0	0	0	0	1	0	0	0	0	0-0	.000	.000	0	0	0	.000

Angi Roembke • OF • L/R • Indianapolis, Ind. • Seecina High School

	AVG	GP-GS	AB	R	H	2B	3B	HR	RBI	BB	SO	TB	SH	SE	HBP	SB-ATT	OBP	SLG	PO	A	E	FLD
2000	.234	61-52	145	14	34	0	0	0	2	3	29	34	3	0	1	12-17	.255	.234	21	6	0	1.000
2001	.256	57-56	164	19	42	2	0	0	5	4	19	44	3	0	1	16-21	.278	.268	27	1	2	.933
2002	.353	59-59	190	36	67	1	0	0	11	4	13	68	14	0	0	20-26	.366	.358	41	6	3	.940
2003	.297	61-61	192	40	57	1	0	0	13	5	23	58	17	0	1	28-30	.318	.302	64	4	5	.932
Totals	.289	238-228	691	109	200	4	0	0	31	16	84	204	37	0	3	76-94	.293	.295	153	17	10	.944

Andrea Roush • OF/UT • R/R • Franklin, Ind. • Franklin High School

	AVG	GP-GS	AB	R	H	2B	3B	HR	RBI	BB	SO	TB	SH	SE	HBP	SB-ATT	OBP	SLG	PO	A	E	FLD
2000	.233	58-56	150	22	35	2	0	0	7	5	19	37	23	2	0	16-18	.255	.247	120	124	12	.953
2001	.347	58-57	170	18	59	5	1	1	12	5	17	69	14	0	0	20-24	.366	.406	24	4	4	.875
2002	.297	59-59	175	27	52	6	1	0	20	10	24	60	7	0	0	13-16	.335	.343	43	7	6	.893
2003	.244	60-60	168	19	41	5	2	3	26	8	26	59	12	3	2	17-18	.282	.351	51	6	1	.983
Totals	.282	235-232	663	86	187	18	4	4	65	28	86	225	56	5	2	66-76	.290	.339	238	141	23	.943



ALL-TIME BATTERS REGISTER

Suzie Rzegocki • P • R/R • Lemont, Ill. • Lemont High School

	AVG	GP-GS	AB	R	H	2B	3B	HR	RBI	BB	SO	TB	SH	SF	HBP	SB-ATT	OBP	SLG	PO	A	E	FLD
2008	.224	26-24	58	3	13	4	0	0	8	10	16	17	8	1	2	1-2	.352	.293	7	40	0	1.000
2009	.189	16-13	37	4	7	2	0	0	4	4	10	9	1	0	0	0-0	.268	.243	10	62	2	.973
2010	.277	32-32	83	13	23	2	0	4	16	10	23	37	1	1	3	6-7	.371	.446	16	106	2	.984
2011	.230	24-22	61	11	14	1	0	2	9	7	16	21	1	0	1	0-1	.319	.344	9	103	8	.933
Totals	.238	98-91	239	31	27	9	0	6	37	31	65	84	11	2	6	7-10	.338	.351	42	311	12	.967

Kristen Schell • C/1B • R/R • San Diego, Calif. • Poway High School

	AVG	GP-GS	AB	R	H	2B	3B	HR	RBI	BB	SO	TB	SH	SF	HBP	SB-ATT	OBP	SLG	PO	A	E	FLD
2003	.257	30-28	70	7	18	1	0	2	10	3	17	25	2	0	3	0-0	.316	.357	143	17	6	.964
2004	.218	46-33	101	5	22	2	1	2	12	10	19	32	3	1	0	1-1	.286	.317	82	6	4	.957
2005	.179	37-22	67	2	12	3	0	1	13	4	21	18	1	0	1	0-0	.236	.269	0	0	0	.000
2006	.275	51-42	120	6	33	6	0	3	17	12	37	48	6	0	1	0-0	.346	.400	0	0	0	.000
Totals	.237	164-125	358	20	85	12	1	8	52	29	94	123	12	1	5	1-1	.303	.344	225	23	10	.961

Jenny Schoen • OF • R/R • Carmel, Ind. • Carmel High School

	AVG	GP-GS	AB	R	H	2B	3B	HR	RBI	BB	SO	TB	SH	SF	HBP	SB-ATT	OBP	SLG	PO	A	E	FLD
1995	.353	54-54	187	39	66	12	7	3	27	15	15	101	1	1	2	22-27	.405	.540	71	4	2	.974
1996	.255	44-41	137	15	35	6	1	1	9	4	17	46	3	0	0	11-15	.277	.336	50	2	3	.945
1997	.373	61-59	201	32	75	11	2	6	36	1	14	108	1	2	1	5-5	.376	.537	95	5	5	.952
1998	.312	59-58	186	18	58	11	1	5	29	7	13	86	2	3	1	5-6	.335	.462	74	8	1	.988
Totals	.329	218-212	711	104	234	40	11	15	101	27	59	341	7	6	4	43-53	.354	.480	290	19	11	.966

Mandy Smart • OF • L/L • Stone Mountain, Ga. • Redan High School

	AVG	GP-GS	AB	R	H	2B	3B	HR	RBI	BB	SO	TB	SH	SF	HBP	SB-ATT	OBP	SLG	PO	A	E	FLD
1996	.290	51-50	138	16	40	2	3	0	10	5	5	48	12	0	2	3-3	.324	.348	26	2	4	.875
1997	.186	62-60	145	18	27	2	0	0	10	9	10	29	11	0	1	5-5	.239	.200	49	2	4	.927
1998	.306	59-59	157	16	48	7	0	0	22	7	8	55	14	0	0	6-9	.335	.350	52	3	2	.965
1999	.306	56-54	160	23	49	4	0	0	19	9	11	53	3	0	1	24-25	.347	.331	59	2	5	.924
Totals	.273	228-223	600	73	164	15	3	0	61	30	34	185	40	0	4	38-42	.312	.308	186	9	15	.933

Alicia Spack • INF/OF • R/R • West Lafayette, Ind. • West Lafayette High School

	AVG	GP-GS	AB	R	H	2B	3B	HR	RBI	BB	SO	TB	SH	SF	HBP	SB-ATT	OBP	SLG	PO	A	E	FLD
2007	.190	52-37	116	14	22	3	0	3	17	15	31	34	1	1	1	2-3	.286	.293	72	49	14	.896
2008	.114	21-12	35	3	4	0	0	0	3	4	20	4	1	0	0	0-0	.205	.114	33	1	0	1.000
2009	.208	28-19	53	9	11	3	0	3	9	5	20	23	3	0	1	0-0	.288	.434	70	9	0	1.000
Totals	.181	101-68	204	26	37	6	0	6	29	24	71	61	5	1	2	2-3	.273	.299	175	59	14	.944

Tanya Stall • OF • L/R • Lafayette, Ind. • Jefferson High School

	AVG	GP-GS	AB	R	H	2B	3B	HR	RBI	BB	SO	TB	SH	SF	HBP	SB-ATT	OBP	SLG	PO	A	E	FLD
1994	.125	30	48	7	6	1	0	0	1	9	14	7	6	1	2	4-4	.283	.146	32	1	1	.971
1995	.190	44-9	21	9	4	0	0	0	0	1	12	4	0	0	0	9-12	.227	.190	6	0	2	.750
1996	.259	43-13	27	15	7	0	0	0	0	3	4	7	5	0	0	12-14	.333	.259	7	0	1	.875
1997	.233	51-13	43	16	10	0	0	0	1	1	6	10	2	0	2	18-20	.283	.233	6	0	0	1.000
Totals	.194	168-35	139	47	27	1	0	0	2	14	36	28	13	1	4	43-50	.285	.201	51	1	4	0.929

Lauren Stanovsky • INF • R/R • St. Louis, Mo. • Ursuline Academy

	AVG	GP-GS	AB	R	H	2B	3B	HR	RBI	BB	SO	TB	SH	SF	HBP	SB-ATT	OBP	SLG	PO	A	E	FLD
2006	.222	7-2	9	1	2	0	0	0	0	1	2	2	0	0	0	0-0	.300	.222	15	0	0	1.000

Lauren Stewart • OF • R/R • Alpharetta, Ga. • Cambridge High School

	AVG	GP-GS	AB	R	H	2B	3B	HR	RBI	BB	SO	TB	SH	SF	HBP	SB-ATT	OBP	SLG	PO	A	E	FLD
2016	.306	55-55	157	34	48	10	2	3	22	17	33	71	3	0	2	18-23	.381	.452	60	0	6	.909

Becky Stone • 1B/OF • L/L • Belleville, Ill. • O'Fallon Township High School

	AVG	GP-GS	AB	R	H	2B	3B	HR	RBI	BB	SO	TB	SH	SF	HBP	SB-ATT	OBP	SLG	PO	A	E	FLD
2003	.167	14-4	18	2	3	1	0	0	1	3	4	4	1	0	0	0-0	.286	.222	1	0	0	1.000
2004	.190	33-10	42	3	8	0	0	0	1	6	5	8	3	0	0	1-2	.292	.290	50	8	0	1.000
2005	.242	36-29	62	6	15	4	0	0	5	5	16	19	11	0	3	0-0	.329	.306	198	12	1	.995
2006	.264	59-59	163	15	43	7	0	1	17	11	20	53	14	1	1	3-4	.313	.325	361	32	8	.980
Totals	.242	142-102	285	26	69	12	0	1	24	25	45	84	29	1	4	4-6	.311	.295	610	52	9	.987

Kaity Stratten • UT • R/R • Bloomington, Ind. • Bloomington North High School

	AVG	GP-GS	AB	R	H	2B	3B	HR	RBI	BB	SO	TB	SH	SF	HBP	SB-ATT	OBP	SLG	PO	A	E	FLD
2007	.077	12-2	13	1	1	0	0	1	4	3	4	4	0	0	0	0-0	.250	.308	0	0	0	.000
2008	.250	6-0	4	3	1	0	0	1	1	1	0	4	0	0	0	0-0	.400	1.000	0	0	0	.000
2009	.333	19-1	9	6	3	0	0	0	1	0	3	3	0	0	0	1-2	.333	.333	0	0	0	.000
Totals	.192	37-3	26	10	5	0	0	2	6	4	7	11	0	0	0	0-0	.300	.423	0	0	0	.000

Holly Streed • 2B • R/R • Ramona, Calif. • Ramona High School

	AVG	GP-GS	AB	R	H	2B	3B	HR	RBI	BB	SO	TB	SH	SF	HBP	SB-ATT	OBP	SLG	PO	A	E	FLD
2001	.158	54-53	120	4	19	4	0	0	6	6	31	23	3	0	1	1-1	.205	.192	103	101	22	.903

ALL-TIME BATTERS REGISTER



Denise Szany • DP/1B • R/R • St. John, Ind. • Lake Central High School

	AVG	GP-GS	AB	R	H	2B	3B	HR	RBI	BB	SO	TB	SH	SE	HBP	SB-ATT	OBP	SLG	PO	A	E	FLD
1998	.349	56-53	146	16	51	8	1	2	27	31	13	67	3	0	0	0-0	.463	.459	0	0	0	—
1999	.333	54-53	159	11	53	14	0	3	33	24	11	76	0	2	1	0-0	.419	.478	77	3	0	1.000
Totals	.341	110-106	305	27	104	22	1	5	60	55	24	143	3	2	1	0-0	.441	.469	77	3	0	1.000

Cheri Teranishi • OF • R/R • Kaneohe, Hawaii • Hawaii Baptist Academy

	AVG	GP-GS	AB	R	H	2B	3B	HR	RBI	BB	SO	TB	SH	SE	HBP	SB-ATT	OBP	SLG	PO	A	E	FLD
1994	.000	19	7	8	0	0	0	0	0	1	4	0	0	0	0	1-1	.125	.000	4	0	0	1.000
1995	—	9-0	0	1	0	0	0	0	0	0	0	0	0	0	0	0-0	—	—	0	0	0	—
Totals	.000	28-0	7	9	0	0	0	0	0	1	4	0	0	0	0	1-1	.125	.000	4	0	0	1.000

Lynne Tortorelli • OF • R/R • Ontario, Canada • Brother Andre High School

	AVG	GP-GS	AB	R	H	2B	3B	HR	RBI	BB	SO	TB	SH	SE	HBP	SB-ATT	OBP	SLG	PO	A	E	FLD
1998	.077	43-3	13	13	1	0	0	0	1	1	1	1	1	0	2	8-12	.250	.077	5	1	2	.750
1999	.278	43-18	54	9	15	2	0	0	4	3	5	17	2	1	2	7-11	.333	.315	16	1	0	1.000
2000	.261	20-18	46	7	12	2	0	1	7	7	4	17	4	0	3	9-9	.393	.370	15	0	0	1.000
2001	.231	57-57	173	14	40	5	2	0	10	6	25	49	18	0	2	14-18	.265	.283	43	7	3	.943
Totals	.238	163-96	286	43	68	9	2	1	22	17	35	84	25	1	9	38-50	.300	.294	79	9	5	.946

Christina Trauger • OF • L-R/R • Santa Rosa, Calif. • Elsie Allen

	AVG	GP-GS	AB	R	H	2B	3B	HR	RBI	BB	SO	TB	SH	SE	HBP	SB-ATT	OBP	SLG	PO	A	E	FLD
2006	.118	45-5	17	11	2	0	0	0	1	1	7	2	0	0	0	6-9	.167	.118	16	0	1	.941
2007	.200	57-23	60	19	12	2	0	1	8	7	29	17	3	0	2	2-7	.304	.283	39	1	1	.976
2008	.206	58-57	131	21	27	2	1	0	9	20	38	31	10	0	5	1-2	.333	.237	54	4	2	.967
2009	.193	41-37	88	10	17	1	0	1	11	4	21	21	3	1	3	3-4	.250	.239	44	3	2	.959
Totals	.196	201-122	296	61	58	5	1	2	29	32	95	71	16	1	10	12-22	.295	.240	153	8	6	.964

Lexi Valone • OF • R/R • Lemont, Ill. • Lemont High School/Bowling Green State

	AVG	GP-GS	AB	R	H	2B	3B	HR	RBI	BB	SO	TB	SH	SE	HBP	SB-ATT	OBP	SLG	PO	A	E	FLD
2014	.267	25-5	15	3	4	1	0	0	3	2	5	5	0	0	0	0-0	.353	.333	4	0	0	1.000
2015	.159	43-28	69	11	11	3	2	0	2	3	27	18	2	0	0	3-3	.194	.261	22	0	0	1.000
Totals	.179	68-33	84	14	15	4	2	0	5	5	32	23	2	0	0	3-3	.225	.274	26	0	0	1.000

Andie Varsho • OF • L/R • Chili, Wis. • Marshfield High School

	AVG	GP-GS	AB	R	H	2B	3B	HR	RBI	BB	SO	TB	SH	SE	HBP	SB-ATT	OBP	SLG	PO	A	E	FLD
2011	.426	50-50	162	30	69	12	5	1	30	11	24	94	5	2	0	34-38	.457	.580	33	4	0	1.000
2012	.339	53-53	180	35	61	7	3	1	30	19	30	77	2	0	2	16-21	.408	.428	37	2	0	1.000
2013	.415	55-55	171	35	71	11	2	5	39	29	28	101	5	1	1	29-35	.500	.591	66	8	1	.987
2014	.416	56-56	178	45	74	16	1	5	18	23	19	107	3	1	4	26-31	.490	.601	71	4	1	.987
Totals	.398	214-214	691	145	275	46	11	12	117	82	101	379	15	4	7	105-125	.464	.548	207	18	2	.991

Nicole Wastl • INF • R/R • Lafayette, Ind. • Lafayette-Jefferson High School

	AVG	GP-GS	AB	R	H	2B	3B	HR	RBI	BB	SO	TB	SH	SE	HBP	SB-ATT	OBP	SLG	PO	A	E	FLD
2005	.000	2-0	1	0	0	0	0	0	0	1	0	0	0	0	0	0-0	.500	.000	0	0	0	.000

Shannon Whitmore • 1B • R/R • Carmel, Ind. • Carmel High School

	AVG	GP-GS	AB	R	H	2B	3B	HR	RBI	BB	SO	TB	SH	SE	HBP	SB-ATT	OBP	SLG	PO	A	E	FLD
1995	.188	34-21	69	2	13	0	1	0	8	2	10	15	4	1	0	0-0	.208	.217	91	6	1	.990
1996	.000	8-0	4	0	0	0	0	0	0	0	2	0	0	0	0	0-0	.000	.000	5	0	0	1.000
Totals	.178	42-21	73	2	13	0	1	0	8	2	12	15	4	1	0	0-0	.197	.205	96	6	1	.990

Alex Whittemore • P/DP • R/R • Palos Verdes Estates, Calif. • Palos Verdes High School

	AVG	GP-GS	AB	R	H	2B	3B	HR	RBI	BB	SO	TB	SH	SE	HBP	SB-ATT	OBP	SLG	PO	A	E	FLD
2015	.175	30-12	40	3	7	1	0	1	5	3	16	11	0	0	2	0-0	.267	.274	0	4	0	1.000

Kayla Yates • INF • R/R • Delphi, Ind. • Delphi Community

	AVG	GP-GS	AB	R	H	2B	3B	HR	RBI	BB	SO	TB	SH	SE	HBP	SB-ATT	OBP	SLG	PO	A	E	FLD
2010	.000	15-0	1	8	2	0	0	0	0	0	0	0	0	0	0	0-0	.000	.000	0	0	0	.000

Catherine Zaworski • C/OF • R/R • Prospect Heights, Ill. • John Hersey High School

	AVG	GP-GS	AB	R	H	2B	3B	HR	RBI	BB	SO	TB	SH	SE	HBP	SB-ATT	OBP	SLG	PO	A	E	FLD
2004	.120	33-3	25	8	3	0	0	0	1	5	9	3	0	0	0	2-3	.267	.120	16	2	2	.900
2005	.268	33-10	41	8	11	0	0	1	3	5	15	14	0	0	1	3-3	.362	.341	5	2	1	.875
2006	.167	26-5	24	12	4	2	0	0	0	1	5	6	2	0	0	4-5	.200	.250	5	0	0	1.000
2007	.190	62-20	63	16	12	1	1	0	5	6	16	15	8	0	2	3-3	.282	.238	48	2	3	.943
Totals	.196	154-38	153	44	30	3	1	1	9	17	45	38	10	0	3	12-14	.289	.248	74	6	6	.930



ALL-TIME PITCHERS REGISTER

Dana Alcocer • RHP • Tucson, Ariz. • Canyon del Oro High School/Pima CC

	<u>W-L</u>	<u>ERA</u>	<u>G</u>	<u>GS</u>	<u>CG</u>	<u>ShO</u>	<u>SV</u>	<u>IP</u>	<u>H</u>	<u>R</u>	<u>ER</u>	<u>HR</u>	<u>BB</u>	<u>SO</u>	<u>HB</u>	<u>WP</u>	<u>PO</u>	<u>A</u>	<u>E</u>	<u>FLD</u>
2008	19-14	3.24	40	31	17	3	1	198.2	187	109	92	14	88	138	17	10	3	42	2	.957
2009	5-8	4.44	22	15	8	2	0	88.1	103	70	56	11	44	58	16	4	5	23	1	.966
Totals	24-22	3.61	62	46	25	5	1	287.0	290	179	148	25	132	196	33	14	8	65	3	.961

Brooke Baker • RHP • Schererville, Ind. • Lake Central High School

	<u>W-L</u>	<u>ERA</u>	<u>G</u>	<u>GS</u>	<u>CG</u>	<u>ShO</u>	<u>SV</u>	<u>IP</u>	<u>H</u>	<u>R</u>	<u>ER</u>	<u>HR</u>	<u>BB</u>	<u>SO</u>	<u>HB</u>	<u>WP</u>	<u>PO</u>	<u>A</u>	<u>E</u>	<u>FLD</u>
2004	17-12	1.88	43	28	20	7	1	205.0	181	91	55	2	81	145	8	12	5	69	3	.961
2005	15-16	2.55	42	27	15	4	3	192.0	187	93	70	12	65	124	1	17	1	64	4	.942
2006	13-15	3.09	36	27	21	0	0	183.1	211	118	81	12	76	108	12	8	2	51	4	.930
2007	26-17	2.33	51	42	39	12	1	295.0	294	138	98	18	69	174	7	8	7	79	7	.925
Totals	71-60	2.43	172	124	95	23	5	875.1	873	440	304	44	291	551	28	45	15	263	18	.939

Leighann Burke • LHP • Lafayette, Ind. • Jefferson High School

	<u>W-L</u>	<u>ERA</u>	<u>G</u>	<u>GS</u>	<u>CG</u>	<u>ShO</u>	<u>SV</u>	<u>IP</u>	<u>H</u>	<u>R</u>	<u>ER</u>	<u>HR</u>	<u>BB</u>	<u>SO</u>	<u>HB</u>	<u>WP</u>	<u>PO</u>	<u>A</u>	<u>E</u>	<u>FLD</u>
2000	9-9	2.24	35	18	7	4	3	137.1	109	64	44	7	34	129	5	7	3	48	1	.981
2001	12-11	1.07	39	23	10	4	5	184.0	128	61	28	1	62	156	11	15	2	67	6	.920
2002	13-11	2.35	37	20	8	5	3	154.2	154	75	52	8	48	116	6	9	1	57	0	1.000
2003	20-15	1.89	49	33	16	10	2	207.2	162	76	56	11	63	144	15	13	2	48	0	1.000
Totals	54-46	1.84	160	94	41	23	13	683.2	535	276	180	27	207	545	37	44	8	220	7	.970

Melissa Burns • RHP • Miami, Fla. • Gulliver Preparatory

	<u>W-L</u>	<u>ERA</u>	<u>G</u>	<u>GS</u>	<u>CG</u>	<u>ShO</u>	<u>SV</u>	<u>IP</u>	<u>H</u>	<u>R</u>	<u>ER</u>	<u>HR</u>	<u>BB</u>	<u>SO</u>	<u>HB</u>	<u>WP</u>	<u>PO</u>	<u>A</u>	<u>E</u>	<u>FLD</u>
2005	7-2	3.11	24	7	5	3	3	69.2	69	36	31	3	18	65	5	0	1	17	0	1.000
2006	6-3	3.00	14	9	6	0	0	70.0	61	34	30	6	24	72	14	1	0	10	1	.909
Totals	13-5	3.06	38	16	11	3	3	139.2	130	70	61	9	42	137	19	1	1	27	1	.966

Nicole Crouse • RHP • La Palma, Calif. • John F. Kennedy High School

	<u>W-L</u>	<u>ERA</u>	<u>G</u>	<u>GS</u>	<u>CG</u>	<u>ShO</u>	<u>SV</u>	<u>IP</u>	<u>H</u>	<u>R</u>	<u>ER</u>	<u>HR</u>	<u>BB</u>	<u>SO</u>	<u>HB</u>	<u>WP</u>	<u>PO</u>	<u>A</u>	<u>E</u>	<u>FLD</u>
1999	13-14	2.12	38	30	17	5	2	182.0	178	79	55	4	94	87	2	17	9	74	2	.976
2000	6-7	2.49	26	9	2	0	1	70.1	61	32	25	1	38	38	4	5	5	28	0	1.000
2001	11-5	2.07	31	18	7	4	3	115.0	87	44	34	4	64	80	2	18	0	32	1	.970
2002	12-10	2.66	33	21	9	6	4	129.0	122	60	49	7	49	105	1	10	3	52	2	.965
Totals	42-36	2.30	128	78	35	15	10	496.1	448	215	163	16	245	310	9	50	17	186	5	.976

Maddie Damon • RHP • West Concord, Minn. • Kasson-Mantorville High School

	<u>W-L</u>	<u>ERA</u>	<u>G</u>	<u>GS</u>	<u>CG</u>	<u>ShO</u>	<u>SV</u>	<u>IP</u>	<u>H</u>	<u>R</u>	<u>ER</u>	<u>HR</u>	<u>BB</u>	<u>SO</u>	<u>HB</u>	<u>WP</u>	<u>PO</u>	<u>A</u>	<u>E</u>	<u>FLD</u>
2016	4-6	4.11	18	9	3	0/1	0	63.0	76	45	37	7	28	52	4	6	3	10	0	1.000

Jenny Deno • RHP • Monticello, Ind. • Twin Lakes High School

	<u>W-L</u>	<u>ERA</u>	<u>G</u>	<u>GS</u>	<u>CG</u>	<u>ShO</u>	<u>SV</u>	<u>IP</u>	<u>H</u>	<u>R</u>	<u>ER</u>	<u>HR</u>	<u>BB</u>	<u>SO</u>	<u>HB</u>	<u>WP</u>	<u>PO</u>	<u>A</u>	<u>E</u>	<u>FLD</u>
1995	4-9	3.85	17	14	5	1	1	80.0	84	59	44	—	55	61	9	11	2	15	2	.895
1996	6-7	3.05	18	12	9	2	1	84.1	80	54	36	—	51	46	2	14	2	16	0	1.000
1997	9-9	3.28	24	25	11	1	2	119.1	117	71	56	—	61	66	5	8	4	27	2	.939
1998	4-7	3.45	18	14	6	4	1	69.0	58	41	34	2	60	39	3	17	4	16	0	1.000
Totals	23-32	3.37	77	65	31	8	5	352.2	339	225	170	2	227	212	19	50	12	74	4	.956

Ashley DiDomenico • RHP • Youngstown, Ohio • Boardman High School/Sante Fe Community College

	<u>W-L</u>	<u>ERA</u>	<u>G</u>	<u>GS</u>	<u>CG</u>	<u>ShO</u>	<u>SV</u>	<u>IP</u>	<u>H</u>	<u>R</u>	<u>ER</u>	<u>HR</u>	<u>BB</u>	<u>SO</u>	<u>HB</u>	<u>WP</u>	<u>PO</u>	<u>A</u>	<u>E</u>	<u>FLD</u>
2007	7-14	3.69	26	24	13	2	1	134.2	180	103	71	18	25	43	3	5	4	26	3	.909
2008	1-0	2.62	7	0	0	0	0	13.1	14	5	5	0	6	3	1	1	0	7	0	1.000
2009	2-0	3.16	11	0	0	0	0	24.1	31	15	11	2	4	8	1	1	1	5	1	.857
Totals	10-14	3.53	44	24	13	2	1	172.1	225	123	87	20	35	54	5	7	5	38	4	.915

Meagan Dooley • RHP • Phoenix, Ariz. • Mountain Pointe High School

	<u>W-L</u>	<u>ERA</u>	<u>G</u>	<u>GS</u>	<u>CG</u>	<u>ShO</u>	<u>SV</u>	<u>IP</u>	<u>H</u>	<u>R</u>	<u>ER</u>	<u>HR</u>	<u>BB</u>	<u>SO</u>	<u>HB</u>	<u>WP</u>	<u>PO</u>	<u>A</u>	<u>E</u>	<u>FLD</u>
1999	14-11	3.29	33	24	10	1	0	157.1	178	92	74	5	31	60	4	12	1	61	3	.954
2000	12-11	0.73	30	26	11	6	0	153.2	98	35	16	1	17	54	4	5	2	51	4	.930
2001	11-8	1.39	29	18	5	3	3	111.0	103	45	22	0	21	54	5	8	1	23	3	.889
2002	8-5	2.50	29	18	4	4	3	98.0	105	46	35	4	18	43	2	5	1	18	0	1.000
Totals	45-35	1.98	121	86	30	14	6	520.0	484	218	147	10	87	211	15	30	5	153	10	.940

Lilly Fecho • P • L/L • Carol Stream, Ill. • Glenbard North High School

	<u>W-L</u>	<u>ERA</u>	<u>G</u>	<u>GS</u>	<u>CG</u>	<u>ShO</u>	<u>SV</u>	<u>IP</u>	<u>H</u>	<u>R</u>	<u>ER</u>	<u>HR</u>	<u>BB</u>	<u>SO</u>	<u>HB</u>	<u>WP</u>	<u>PO</u>	<u>A</u>	<u>E</u>	<u>FLD</u>
2013	8-16	2.96	39	20	9	0/4	2	156.1	164	79	66	14	36	107	8	3	6	32	2	.950
2014	21-16	2.89	39	36	28	6/1	0	223.0	209	109	92	23	65	196	13	0	6	36	4	.913
2015	20-17	2.02	43	37	26	6/2	1	242.2	174	86	70	18	78	295	9	10	10	35	3	.938
2016	18-14	2.05	39	32	24	5/1	3	218.1	196	92	64	12	67	219	26	5	6	35	6	.872
Totals	67-63	2.43	160	125	87	17/8	6	840.1	743	366	292	67	246	817	56	18	28	138	15	.917

ALL-TIME PITCHERS REGISTER



Heidi Foster • RHP • Santa Ana, Calif. • La Quinta High School

	<u>W-L</u>	<u>ERA</u>	<u>G</u>	<u>GS</u>	<u>CG</u>	<u>ShO</u>	<u>SV</u>	<u>IP</u>	<u>H</u>	<u>R</u>	<u>ER</u>	<u>HR</u>	<u>BB</u>	<u>SO</u>	<u>HB</u>	<u>WP</u>	<u>PQ</u>	<u>A</u>	<u>E</u>	<u>FLD</u>
2002	0-0	0.00	1	0	0	0	0	0.1	1	0	0	0	1	0	0	0	517	41	1	.998

Sarah Grams • RHP • Trail Creek, Ind. • Marquette High School

	<u>W-L</u>	<u>ERA</u>	<u>G</u>	<u>GS</u>	<u>CG</u>	<u>ShO</u>	<u>SV</u>	<u>IP</u>	<u>H</u>	<u>R</u>	<u>ER</u>	<u>HR</u>	<u>BB</u>	<u>SO</u>	<u>HB</u>	<u>WP</u>	<u>PQ</u>	<u>A</u>	<u>E</u>	<u>FLD</u>
2007	0-1	9.33	3	0	0	0	0	3.0	7	5	4	1	2	0	0	0	0	1	0	1.000

Lauren Grant • P/1B/OF • L/L • Louisville, Ky. • DuPont Manual High School

	<u>W-L</u>	<u>ERA</u>	<u>G</u>	<u>GS</u>	<u>CG</u>	<u>ShO</u>	<u>SV</u>	<u>IP</u>	<u>H</u>	<u>R</u>	<u>ER</u>	<u>HR</u>	<u>BB</u>	<u>SO</u>	<u>HB</u>	<u>WP</u>	<u>PQ</u>	<u>A</u>	<u>E</u>	<u>FLD</u>
2011	2-0	3.94	5	3	2	0/0	0	16.0	18	10	9	2	3	4	1	1	115	4	3	.975
2014	0-0	2.94	10	1	0	0/0	0	16.2	16	12	7	3	5	11	1	0	13	1	0	1.000
Totals	2-0	3.43	15	4	2	0/0	0	32.2	34	22	16	5	8	15	2	1	118	5	3	.976*

*Full defensive statistics available in all-time hitting register on page 36.

Katie Hackney • RHP • Huntington, Ind. • Huntington North High School

	<u>W-L</u>	<u>ERA</u>	<u>G</u>	<u>GS</u>	<u>CG</u>	<u>ShO</u>	<u>SV</u>	<u>IP</u>	<u>H</u>	<u>R</u>	<u>ER</u>	<u>HR</u>	<u>BB</u>	<u>SO</u>	<u>HB</u>	<u>WP</u>	<u>PQ</u>	<u>A</u>	<u>E</u>	<u>FLD</u>
2009	0-0	99.00	1	0	0	0	0	0.0	2	1	1	0	1	0	0	0	0	0	0	.000
2010	0-0	14.54	4	0	0	0	0	4.1	8	9	9	2	8	3	1	0	9	2	0	1.000
2011	1-0	1.37	10	2	1	0	0	35.2	30	18	7	3	14	29	1	3	1	14	1	.938
2012	7-4	3.78	23	8	4	1/2	0	79.2	92	61	43	9	34	53	8	3	3	24	0	1.000
Totals	8-4	3.51	38	10	5	1/2	0	119.2	132	89	60	14	57	85	10	6	13	40	1	.981

Crystal Inman • RHP • Middletown, Ind. • Shenandoah High School

	<u>W-L</u>	<u>ERA</u>	<u>G</u>	<u>GS</u>	<u>CG</u>	<u>ShO</u>	<u>SV</u>	<u>IP</u>	<u>H</u>	<u>R</u>	<u>ER</u>	<u>HR</u>	<u>BB</u>	<u>SO</u>	<u>HB</u>	<u>WP</u>	<u>PQ</u>	<u>A</u>	<u>E</u>	<u>FLD</u>
1997	3-3	3.52	18	2	2	0	3	51.2	69	32	26	—	17	15	3	3	2	20	0	1.000
1998	0-2	4.05	10	2	0	0	0	19.0	18	14	11	0	20	10	0	5	0	5	0	1.000
1999	3-1	4.31	13	2	2	0	1	39.0	42	26	24	0	15	15	1	6	0	6	0	1.000
2000	6-1	1.79	18	8	2	2	2	62.2	43	24	16	3	18	47	3	7	2	9	0	1.000
Totals	12-7	3.13	59	14	6	2	6	172.1	172	96	77	3	70	87	7	21	4	40	0	1.000

Deana Jackson • RHP • Elkhart, Ind. • Elkhart Central High School

	<u>W-L</u>	<u>ERA</u>	<u>G</u>	<u>GS</u>	<u>CG</u>	<u>ShO</u>	<u>SV</u>	<u>IP</u>	<u>H</u>	<u>R</u>	<u>ER</u>	<u>HR</u>	<u>BB</u>	<u>SO</u>	<u>HB</u>	<u>WP</u>	<u>PQ</u>	<u>A</u>	<u>E</u>	<u>FLD</u>
1994	20-14	2.45	36	35	33	8	0	234.7	231	102	82	7	85	70	5	0	—	—	—	—

Katie Johnson • RHP • Sioux Falls, S.D. • Washington High School / Iowa State University

	<u>W-L</u>	<u>ERA</u>	<u>G</u>	<u>GS</u>	<u>CG</u>	<u>ShO</u>	<u>SV</u>	<u>IP</u>	<u>H</u>	<u>R</u>	<u>ER</u>	<u>HR</u>	<u>BB</u>	<u>SO</u>	<u>HB</u>	<u>WP</u>	<u>PQ</u>	<u>A</u>	<u>E</u>	<u>FLD</u>
2016	0-0	6.07	10	2	0	0/1	0	15.0	19	17	13	5	5	14	1	1	0	3	1	.750

Sarah Killer • RHP • Wickenburg, Ariz. • Wickenburg High School

	<u>W-L</u>	<u>ERA</u>	<u>G</u>	<u>GS</u>	<u>CG</u>	<u>ShO</u>	<u>SV</u>	<u>IP</u>	<u>H</u>	<u>R</u>	<u>ER</u>	<u>HR</u>	<u>BB</u>	<u>SO</u>	<u>HB</u>	<u>WP</u>	<u>PQ</u>	<u>A</u>	<u>E</u>	<u>FLD</u>
2007	0-0	10.50	1	0	0	0	0	2.0	6	3	3	0	0	0	0	0	1	1	0	1.000
2008	0-0	0.00	1	0	0	0	0	1.0	0	0	0	0	3	0	0	1	1	1	0	1.000
Totals	0-0	7.00	2	0	0	0	0	3.0	6	3	3	0	3	0	0	1	2	2	0	1.000

Diana LaRiva • RHP • Tustin, Calif. • Tustin High School

	<u>W-L</u>	<u>ERA</u>	<u>G</u>	<u>GS</u>	<u>CG</u>	<u>ShO</u>	<u>SV</u>	<u>IP</u>	<u>H</u>	<u>R</u>	<u>ER</u>	<u>HR</u>	<u>BB</u>	<u>SO</u>	<u>HB</u>	<u>WP</u>	<u>PQ</u>	<u>A</u>	<u>E</u>	<u>FLD</u>
2003	13-11	2.30	42	25	10	4	3	161.0	147	67	53	18	48	162	4	4	5	20	3	.893
2004	15-13	2.03	37	29	14	5	0	172.1	143	69	50	17	65	196	8	2	5	19	1	.960
2005	12-6	2.17	32	25	7	4	0	135.1	109	48	42	13	35	149	6	1	6	8	1	.933
2006	11-11	2.81	31	24	13	5	0	137.0	111	66	55	9	66	113	16	0	3	20	1	.958
Totals	51-41	2.31	142	103	44	18	3	605.2	510	250	200	57	214	620	34	7	19	67	6	.935

Jenn Markert • RHP • Binghamton, NY • Chenango Forks High School

	<u>W-L</u>	<u>ERA</u>	<u>G</u>	<u>GS</u>	<u>CG</u>	<u>ShO</u>	<u>SV</u>	<u>IP</u>	<u>H</u>	<u>R</u>	<u>ER</u>	<u>HR</u>	<u>BB</u>	<u>SO</u>	<u>HB</u>	<u>WP</u>	<u>PQ</u>	<u>A</u>	<u>E</u>	<u>FLD</u>
1995	15-11	1.99	33	26	22	5	2	189.2	153	70	54	—	60	125	16	9	14	50	2	.970
1996	15-6	1.79	24	20	18	3	2	149.2	112	48	38	—	43	179	12	3	4	24	0	1.000
Totals	30-17	1.90	57	46	40	8	4	339.1	265	118	92	—	103	304	28	12	18	74	2	0.979

Jaime Martino • RHP • Orland Park, Ill. • Carl Sandburg High School

	<u>W-L</u>	<u>ERA</u>	<u>G</u>	<u>GS</u>	<u>CG</u>	<u>ShO</u>	<u>SV</u>	<u>IP</u>	<u>H</u>	<u>R</u>	<u>ER</u>	<u>HR</u>	<u>BB</u>	<u>SO</u>	<u>HB</u>	<u>WP</u>	<u>PQ</u>	<u>A</u>	<u>E</u>	<u>FLD</u>
1995	4-11	4.08	22	14	8	0	2	104.2	133	86	61	—	34	36	2	9	7	27	5	.872
1996	4-3	2.82	13	9	6	2	1	56.0	70	30	22	—	20	20	1	4	2	22	0	1.000
1997	4-3	4.55	10	4	1	0	2	40.0	55	38	26	—	20	15	2	3	0	16	2	.889
1998	3-2	3.73	18	5	2	0	1	56.1	69	39	30	3	18	28	3	5	0	16	2	.889
Totals	15-19	3.79	63	32	17	2	6	257.0	327	193	139	3	92	99	8	21	9	81	9	.909

Shelli Messer • RHP • Greenfield, Ind. • Mount Vernon High School

	<u>W-L</u>	<u>ERA</u>	<u>G</u>	<u>GS</u>	<u>CG</u>	<u>ShO</u>	<u>SV</u>	<u>IP</u>	<u>H</u>	<u>R</u>	<u>ER</u>	<u>HR</u>	<u>BB</u>	<u>SO</u>	<u>HB</u>	<u>WP</u>	<u>PQ</u>	<u>A</u>	<u>E</u>	<u>FLD</u>
2002	0-0	3.50	1	0	0	0	0	2.0	4	5	1	1	2	1	0	0	32	144	24	.880
2003	1-1	5.35	9	3	0	0	0	17.0	15	14	13	2	13	13	2	3	17	43	4	.938
Totals	1-1	5.16	10	3	0	0	0	19.0	19	19	14	3	15	14	2	3	49	187	28	.893



ALL-TIME PITCHERS REGISTER

Lexy Moore • RHP • St. Peters, Mo. • Fort Zumwalt South

	<u>W-L</u>	<u>ERA</u>	<u>G</u>	<u>GS</u>	<u>CG</u>	<u>ShO</u>	<u>SV</u>	<u>IP</u>	<u>H</u>	<u>R</u>	<u>ER</u>	<u>HR</u>	<u>BB</u>	<u>SO</u>	<u>HB</u>	<u>WP</u>	<u>PO</u>	<u>A</u>	<u>E</u>	<u>FLD</u>
2012	20-12	3.41	39	30	20	3/1	1	190.2	233	111	93	17	45	118	8	2	5	43	3	.941
2013	11-15	3.80	35	29	9	1/2	0	169.2	197	106	92	10	47	97	15	2	1	29	6	.833
2014	4-9	3.56	23	14	1	0/1	0	76.2	99	58	39	9	27	53	3	1	0	20	1	.952
2015	4-4	3.13	20	8	0	0/2	0	53.2	59	32	24	7	29	26	0	2	1	11	3	.800
Totals	39-40	3.54	117	81	30	4/6	1	490.2	588	307	248	43	148	294	26	7	7	103	13	.894

Erika Petruzzi • LHP • Carmel, Ind. • Carmel High School

	<u>W-L</u>	<u>ERA</u>	<u>G</u>	<u>GS</u>	<u>CG</u>	<u>ShO</u>	<u>SV</u>	<u>IP</u>	<u>H</u>	<u>R</u>	<u>ER</u>	<u>HR</u>	<u>BB</u>	<u>SO</u>	<u>HB</u>	<u>WP</u>	<u>PO</u>	<u>A</u>	<u>E</u>	<u>FLD</u>
2010	5-3	4.48	17	5	0	0/2	1	59.1	76	48	38	7	20	22	4	6	3	20	2	.920
2011	1-1	5.68	5	4	0	0/0	0	12.1	18	11	10	2	2	2	1	0	26	6	2	.941
2012	1-2	7.36	9	5	0	0/0	0	25.2	42	32	27	4	11	10	2	7	11	3	2	.875
2013	2-1	3.43	6	2	1	1/0	0	16.1	18	8	8	1	2	5	0	1	4	5	0	1.000
Totals	9-7	5.11	37	16	1	1/2	1	113.2	154	99	83	14	35	39	7	14	44	34	6	.929

Yvette Pinter • RHP • South Bend, Ind. • Saint Joseph's High School

	<u>W-L</u>	<u>ERA</u>	<u>G</u>	<u>GS</u>	<u>CG</u>	<u>ShO</u>	<u>SV</u>	<u>IP</u>	<u>H</u>	<u>R</u>	<u>ER</u>	<u>HR</u>	<u>BB</u>	<u>SO</u>	<u>HB</u>	<u>WP</u>	<u>PO</u>	<u>A</u>	<u>E</u>	<u>FLD</u>
1994	1-3	3.19	6	4	3	—	0	26.3	36	19	12	1	13	5	1	1	—	—	—	—

Julia Rice • RHP • Oak Park, Calif. • Oak Park High School

	<u>W-L</u>	<u>ERA</u>	<u>G</u>	<u>GS</u>	<u>CG</u>	<u>ShO</u>	<u>SV</u>	<u>IP</u>	<u>H</u>	<u>R</u>	<u>ER</u>	<u>HR</u>	<u>BB</u>	<u>SO</u>	<u>HB</u>	<u>WP</u>	<u>PO</u>	<u>A</u>	<u>E</u>	<u>FLD</u>
2010	1-2	4.98	8	5	0	0	0	19.2	22	15	14	2	8	7	2	1	0	6	0	1.000
2011	0-0	0.00	1	0	0	0	0	0.2	0	0	0	0	0	0	0	0	0	1	0	1.000
Totals	1-2	4.82	9	5	0	0	0	20.1	22	15	14	2	8	7	2	1	0	7	0	1.000

Suzie Rzegocki • RHP • Lemont, Ill. • Lemont High School

	<u>W-L</u>	<u>ERA</u>	<u>G</u>	<u>GS</u>	<u>CG</u>	<u>ShO</u>	<u>SV</u>	<u>IP</u>	<u>H</u>	<u>R</u>	<u>ER</u>	<u>HR</u>	<u>BB</u>	<u>SO</u>	<u>HB</u>	<u>WP</u>	<u>PO</u>	<u>A</u>	<u>E</u>	<u>FLD</u>
2008	15-9	2.55	38	27	14	5	3	167.2	143	91	61	9	91	125	14	13	7	40	0	1.000
2009	24-12	1.48	41	36	24	6	0	237.0	169	71	50	9	91	187	21	17	10	62	2	.973
2010	21-22	2.56	50	44	34	8	3	276.1	234	139	101	18	97	216	20	10	16	106	2	.984
2011	26-17	2.18	45	41	35	10	0	259.2	233	126	81	16	68	200	19	10	9	103	8	.933
Totals	86-60	2.18	174	148	107	29	6	940.2	779	427	293	52	347	728	74	50	42	311	12	.967

Sheryl Scheve • RHP • St. Louis, Mo. • Ursuline Academy

	<u>W-L</u>	<u>ERA</u>	<u>G</u>	<u>GS</u>	<u>CG</u>	<u>ShO</u>	<u>SV</u>	<u>IP</u>	<u>H</u>	<u>R</u>	<u>ER</u>	<u>HR</u>	<u>BB</u>	<u>SO</u>	<u>HB</u>	<u>WP</u>	<u>PO</u>	<u>A</u>	<u>E</u>	<u>FLD</u>
1996	10-5	2.90	18	16	9	2	0	92.3	85	48	38	—	39	77	3	13	4	13	1	.944
1997	25-10	1.75	39	38	23	6	4	232	196	75	58	—	57	183	5	4	8	28	1	.973
1998	22-19	2.27	47	38	21	4	0	253	231	101	82	6	87	188	3	9	4	37	1	.976
Totals	57-34	2.16	103	93	53	12	4	578.0	512	224	178	6	183	448	11	26	16	78	3	.969

Gina Snyder • RHP • Tucson, Ariz. • Sabuaro High School

	<u>W-L</u>	<u>ERA</u>	<u>G</u>	<u>GS</u>	<u>CG</u>	<u>ShO</u>	<u>SV</u>	<u>IP</u>	<u>H</u>	<u>R</u>	<u>ER</u>	<u>HR</u>	<u>BB</u>	<u>SO</u>	<u>HB</u>	<u>WP</u>	<u>PO</u>	<u>A</u>	<u>E</u>	<u>FLD</u>
2015	7-3	3.55	22	10	3	0/3	0	65.0	49	35	33	4	30	71	11	3	0	9	0	1.000
2016	5-8	4.47	22	12	2	1/2	2	72.0	61	55	46	14	23	69	20	4	1	5	1	.857
Totals	12-11	3.99	44	22	5	1/5	2	137.0	110	90	78	18	53	140	31	7	1	14	1	.938

Becky Stone • LHP • Belleville, Ill. • O'Fallon Township

	<u>W-L</u>	<u>ERA</u>	<u>G</u>	<u>GS</u>	<u>CG</u>	<u>ShO</u>	<u>SV</u>	<u>IP</u>	<u>H</u>	<u>R</u>	<u>ER</u>	<u>HR</u>	<u>BB</u>	<u>SO</u>	<u>HB</u>	<u>WP</u>	<u>PO</u>	<u>A</u>	<u>E</u>	<u>FLD</u>
2006	0-1	15.75	2	0	0	0	0	2.2	7	7	6	0	1	1	2	0	361	32	8	.980

Kaity Stratten • RHP • Bloomington, Ind. • Bloomington North High School

	<u>W-L</u>	<u>ERA</u>	<u>G</u>	<u>GS</u>	<u>CG</u>	<u>ShO</u>	<u>SV</u>	<u>IP</u>	<u>H</u>	<u>R</u>	<u>ER</u>	<u>HR</u>	<u>BB</u>	<u>SO</u>	<u>HB</u>	<u>WP</u>	<u>PO</u>	<u>A</u>	<u>E</u>	<u>FLD</u>
2008	0-0	0.00	1	0	0	0	0	1.0	0	0	0	0	1	1	0	0	0	0	0	0.00

Alex Whittemore • RHP • Palos Verdes Estates, Calif. • Palos Verdes

	<u>W-L</u>	<u>ERA</u>	<u>G</u>	<u>GS</u>	<u>CG</u>	<u>ShO</u>	<u>SV</u>	<u>IP</u>	<u>H</u>	<u>R</u>	<u>ER</u>	<u>HR</u>	<u>BB</u>	<u>SO</u>	<u>HB</u>	<u>WP</u>	<u>PO</u>	<u>A</u>	<u>E</u>	<u>FLD</u>
2012	3-4	4.49	14	10	2	0/1	0	39.0	40	29	25	1	33	25	0	7	0	6	1	.857
2013	2-0	2.75	17	4	0	0/2	0	28.0	24	14	11	2	19	18	1	4	1	10	0	1.000
2014	2-3	2.80	19	5	1	1/0	1	45.0	47	27	18	4	17	21	2	1	0	14	3	.824
2015	0-1	5.25	9	1	0	0/1	0	10.2	14	11	8	0	10	7	5	2	0	4	0	1.000
Totals	7-8	3.54	59	20	3	1/4	1	122.2	125	81	62	7	79	71	8	14	1	34	4	.897

TEAM GAME BATTING RECORDS



At-Bats

63	vs. Minnesota (4/29/00)
46	vs. Michigan (4/7/99)
46	vs. Loyola (4/14/11)
45	vs. Iowa State (2/18/07)
41	vs. Minnesota (4/20/95)
40	vs. Penn State (3/30/96)
40	vs. Illinois (4/15/06)
39	vs. Pittsburgh (3/19/04)
39	vs. San Diego State (2/12/10)
39	vs. N.C. State (3/2/12)
39	at Florida Gulf Coast (2/20/15)

Runs

19	vs. IPFW (Game 2) (4/8/03)
18	vs. IUPUI (Game 2) (4/6/11)
18	vs. IUPUI (4/3/13)
17	vs. Bowling Green (3/26/09)
16	vs. Belmont (3/14/98)
16	vs. Ohio State (4/14/99)
16	vs IUPUI (4/17/07)
14	vs. Wright State (2/19/06)
14	Louisiana-Lafayette (3/20/10)
14	vs. Niagara (2/25/12)
14	vs. IPFW (4/15/15)
13	6 times, last at Penn State (3/22/14)

Hits

18	vs. Belmont (3/14/98)
18	vs. Ohio State (4/14/99)
18	vs. Western Illinois (2/25/06)
18	vs. IUPUI (Game 2) (4/6/11)
18	vs. Troy (2/26/12)
18	vs. IUPUI (4/3/13)
17	vs. Northeastern Illinois (3/14/97)
17	vs. Northeastern Illinois (3/20/97)
17	vs. Arkansas (3/13/99)
17	vs. Minnesota (4/29/00)
17	vs. Wright State (2/19/06)
17	vs. George Mason (3/15/06)
17	vs. IUPUI (4/17/07)
17	vs. Bryant (3/14/14)

Doubles

7	vs. Marist (2/24/07)
7	vs. IUPUI (Game 2) (4/6/11)
6	vs. Indiana State (4/24/96)
5	vs. Wisconsin (4/6/96)
5	vs. Northeastern Illinois (3/20/97)
5	vs. Indiana State (4/1/98)
5	vs. Temple (2/13/04)
5	vs. Bowling Green (3/26/09)
5	vs. Longwood (3/4/12)
5	at Penn State (3/22/14)

Triples

3	vs. UNC-Wilmington (3/6/94)
3	vs. Niagara (2/25/12)
3	vs. Rutgers (Game 2) (3/28/15)
2	17 times, last vs. Illinois (4/17/16)

Home Runs

4	vs. UNLV (2/14/03)
4	vs. IUPUI (4/17/07)
3	21 times, last at Iowa(4/1/16)

Runs Batted In

16	vs. IPFW (Game 2) (4/8/03)
16	vs. Bowling Green (4/26/09)
16	vs. IUPUI (Game 2) (4/6/11)
16	vs. IUPUI (4/3/13)
15	vs. Ohio State (4/14/99)
14	vs. Belmont (3/14/98)
14	vs. IUPUI (4/17/07)
13	five times, last vs. IPFW (4/15/15)

Bases On Balls

11	at Penn State (3/21/14)
9	vs. Villanova (3/10/06)
9	vs. Florida International (2/23/07)
9	vs. Syracuse (2/17/08)
9	vs. UT- Martin (2/24/12)
9	at Penn State (3/31/12)
8	seven times, last. vs. Texas (2/9/14)
7	13 times, last vs. Syracuse (2/19/16)

Strikeouts

19	at Minnesota (5/2/15)
18	vs. California (3/15/01)
17	vs. Northwestern (4/6/07)
15	vs. Northwestern (3/7/04)
15	vs. Northwestern (4/16/06)
14	vs. Louisiana-Lafayette (2/19/05)
14	vs. Auburn (2/22/09)
14	vs. Michigan (4/4/09)
14	vs. San Diego State (2/12/10)
14	vs. Minnesota (5/2/14)
13	seven times, last vs. Minnesota (3/25/16)

Stolen Bases

12	vs. Michigan State (2/28/10)
9	vs. Villanova (3/10/06)
9	vs. Minnesota (5/1/10)
8	vs. UT- Martin (2/24/12)
8	vs. Michigan State (4/6/13)
7	vs. Oregon (2/18/95)
7	vs. Temple (3/5/99)
7	vs. Marist (2/24/07)
7	vs. Appalachian State (2/15/09)
7	vs. Buffalo (3/13/10)
7	vs. Hampton (2/8/13)
7	vs. Rutgers (Game 2) (3/28/15)

Left On Base

18	vs. Minnesota (4/29/00)
16	vs. Indiana (4/14/02)
16	vs. Ohio State (3/30/13)
15	vs. Michigan (4/7/99)
14	vs. Minnesota (4/30/95)
14	vs. Florida International (2/23/07)
14	vs. Iowa (5/3/13)
14	vs. Minnesota (5/2/14)
13	five times, last vs. Syracuse (2/19/16)



TEAM GAME PITCHING RECORDS

Innings Pitched

16.0	vs. Minnesota (4/29/00)
12.0	vs. Iowa State (2/18/07)
10.1	vs. Michigan (4/7/99)
10.1	vs. Loyola (4/14/11)
10.0	vs. Butler (4/12/94)
10.0	vs. Indiana (4/26/95)
10.0	vs. Georgia (3/7/98)
10.0	vs. Penn State (4/13/01)
10.0	vs. Western Michigan (4/25/01)
10.0	vs. Pittsburgh (3/19/04)
10.0	vs. Minnesota (4/17/04)
10.0	vs. Illinois (4/15/06)
10.0	vs. San Diego State (2/12/10)
10.0	vs. Ohio State (3/31/13)
10.0	vs. Rutgers (3/29/15)

Hits Allowed

17	vs. Michigan (3/25/95)
17	vs. Middle Tennessee State (2/21/09)
17	vs. Rutgers (Game 2) (3/28/15)
16	vs. Coker (3/12/94)
16	vs. Indiana State (3/28/99)
16	vs. #5 Louisiana-Lafayette (2/20/05)
16	vs. Wisconsin (4/22/05)
16	vs. Nebraska (4/20/13)
15	vs. Iowa (3/30/97)
15	vs. BYU (3/10/07)
15	at Cal State Fullerton (3/14/12)
14	six times, last at #13 Arizona (2/13/16)

Runs Allowed

17	vs. Northwestern (4/14/00)
15	vs. #5 Louisiana-Lafayette (2/20/05)
14	vs. Indiana State (3/28/99)
14	vs. Michigan (4/9/06)
14	vs. BYU (3/15/12)
13	vs. Iowa (3/30/97)
13	vs. Northwestern (4/25/04)
13	vs. Michigan (4/9/11)
13	at Michigan (3/23/13)
12	seven times, last vs. Nebraska (Game 2) (4/20/13)

Bases On Balls

10	vs. Florida State (2/13/98)
10	vs. South Alabama (2/9/08)
10	at #7 UCLA (2/7/15)
9	vs. #5 Louisiana-Lafayette (2/20/05)
8	10 times, last vs. Nebraska (5/12/16)
7	19 times, last at Alabama (2/28/14)

Strikeouts

18	vs. Minnesota (4/29/00)
17	vs. IPFW (3/27/04)
16	vs. Miami (Ohio) (4/25/96)
15	vs. Southern Utah (2/12/16)
15	vs. Cal State Bakersfield (2/28/16)
14	vs. Wichita State (2/27/98)
13	vs. Northern Illinois (3/3/96)
13	vs. Indiana State (4/24/96)
13	vs. Wisconsin (3/31/01)
13	vs. Wisconsin (4/23/06)
12	four times, last vs. Northern Illinois (2/10/01)

No-Hitters

W, 9-0	vs. IPFW (4/19/94)
W, 10-0	vs. Butler (3/23/96)
W, 16-0	vs. Belmont (3/14/98)*
W, 1-0	vs. Temple (2/19/00)

W, 3-0	vs. Iowa State (2/26/00)
W, 1-0	vs. Mississippi (2/9/02)
W, 8-0	vs. Gardner Webb (3/22/03)
W, 8-0	vs. IPFW (Game 1) (4/8/03)
W, 9-0	vs. Eastern Illinois (Game 1) (4/16/03)
W, 4-0	vs. Utah State (3/20/04)
W, 8-2	vs. IPFW (3/27/04)
W, 8-0	vs. UMKC (2/11/05)
W, 7-0	vs. Ball State (4/4/06)*
W, 9-0	vs. UC Davis (2/29/08)
W 7-0	at Ball State (Game 2) (4/24/10)
W 12-0	vs. Mississippi Valley State (2/23/14)
W 2-0	vs. Indiana State (4/29/15)
W 8-0	vs. St. Bonaventure (3/6/16)
W 9-0	at Florida Gulf Coast (3/18/16)

*denotes combined no-hitter

One-Hitters

W, 6-1	vs. Ball State (3/21/95)
W, 1-0	vs. Wright State (3/9/96)
W, 9-0	vs. Eastern Kentucky (3/9/96)
W, 1-0	vs. Indiana State (4/24/96)
W, 9-0	vs. Loyola Marymount (3/16/97)
W, 2-0	vs. Loyola-Chicago (4/10/97)
W, 1-0	vs. Florida State (3/12/98)
W, 8-1	vs. Michigan State (4/11/98)
W, 4-0	vs. Liberty (2/20/99)
W, 3-0	vs. Louisiana-Monroe (2/11/00)
W, 2-0	vs. Maryland (3/10/00)
W, 1-0	vs. Indiana State (3/29/00)
W, 3-0	vs. Michigan State (3/31/00)
W, 8-0	vs. Butler (4/5/00)
W, 2-0	vs. Butler (4/5/00)
W, 1-0	vs. Valparaiso (4/18/00)
W, 1-0	vs. Indiana (5/6/00)
W, 4-0	vs. Texas A&M-CC (3/3/01)
T, 0-0	vs. Texas-Arlington (3/4/01)
W, 1-0	vs. Eastern Illinois (3/16/01)
W, 2-1	vs. Northwestern (4/22/01)
W, 8-0	vs. Florida A&M (2/9/02)
L, 0-1	vs. Georgia (2/10/02)
W, 1-0	vs. Texas (2/16/02)
W, 8-0	vs. IUPUI (3/20/02)
W, 8-0	vs. IPFW (3/23/02)
W, 7-0	vs. Butler (4/3/02)
W, 12-0	vs. Tennessee State (Game 1) (3/17/03)
W, 11-0	vs. IPFW (3/23/03)
W, 8-0	vs. Illinois-Chicago (Game 1) (3/26/03)
W, 2-0	vs. IUPUI (Game 2) (4/23/03)
W, 4-0	vs. Virginia (3/17/04)
W, 8-0	vs. Valparaiso (3/24/04)
W, 2-0	vs. IPFW (3/27/04)
W, 8-0	vs. IUPUI (4/20/04)
W, 2-0	vs. Akron (3/18/05)
W, 9-1	vs. Illinois (4/10/05)
W, 9-0	vs. Minnesota (4/24/05)
W, 10-0	vs. Jacksonville (3/9/06)
W, 2-0	vs. Butler (3/28/06)
W, 10-0	vs. IUPUI (4/2/08)
W 2-0	vs. IUPUI (Game 1) (3/31/10)
W 6-0	vs. IUPUI (Game 2) (3/31/10)*
W 1-0	vs. Butler (Game 1) (4/1/10)
W 1-0	vs. #24 Texas A&M (2/8/15)
W 8-0	vs. Indiana State (3/6/15)
W 9-0	vs. Wisconsin (3/20/15)
W 4-1	vs. Wisconsin (3/21/15)
L 0-2	vs. Iowa (4/17/15)

INDIVIDUAL GAME BATTING RECORDS

At-Bats

8	Katie Crabtree	vs. Minnesota (4/29/00)
8	Heidi Foster	vs. Minnesota (4/29/00)
8	Shahara Nixon	vs. Minnesota (4/29/00)
7	Chrissy Davie	vs. Minnesota (4/29/00)
7	Angi Roembke	vs. Minnesota (4/29/00)
7	Andrea Roush	vs. Minnesota (4/29/00)
6	Seven times, last by Varsho, Garst, Rains	vs. Loyola (4/14/11)

Runs

4	Jody Meister	vs. Northeastern Illinois (3/20/97)
4	Katie Mitchell	vs. Bowling Green (3/26/09)
4	Molly Garst	vs. Louisiana-Lafayette (3/20/10)
4	Molly Garst	vs. Minnesota (5/2/10)
4	Molly Garst	vs. IUPUI (Game 2) (4/6/11)
4	Andie Varsho	at IUPUI (4/3/13)
4	Alyssa Koorsen	vs. Rutgers (Game 2) (3/28/15)
3	46 times, last by Ashley Burkhardt	vs. IPFW (4/15/15)

Hits

5	Angi Roembke	vs. Indiana (4/14/02)
5	Molly Garst	vs. Troy (2/26/12)
5	Andie Varsho	vs. Bryant (3/14/14)
4	41 times, last by Katie Harrison	vs. Southern Utah (2/12/16)

Doubles

3	Andrea Hillsey	vs. Texas A&M-Corpus Christi (3/3/02)
3	Andie Varsho	at Penn State (3/22/14)
2	61 times, last by Lauren Stewart	at Florida Gulf Coast (3/17/16)

Triples

2	Yvette Pinter	vs. Canisius (3/5/94)
2	Jennifer Blasnick	vs. UNC-Wilmington (3/6/94)
2	Katie Crabtree	vs. Radford (2/20/02)
2	Andrea Hillsey	vs. IUPUI (4/23/03)
2	Tricia Lilley	vs. Villanova (2/20/04)
2	Tricia Lilley	vs. Detroit (3/26/05)
2	Ashley Hall	vs. South Alabama (2/9/08)

Home Runs

2	Jenny Schoen	vs. Loyola-Chicago (4/10/97)
2	Heidi Foster	vs. Minnesota (3/30/01)
2	Laura Martin	vs. Florida A&M (2/9/02)
2	Tricia Lilley	vs. UC Riverside (2/16/03)
2	Heidi Foster	vs. Oregon State (3/1/03)
2	Kristen Schell	vs. IPFW (Game 2) (4/8/03)
2	DaQueta Johnson	vs. Dayton (2/22/04)
2	Erika Peterson	vs. Penn State (5/2/04)
2	Katie Fortune	vs. Bowling Green (2/27/05)
2	DaQueta Johnson	vs. Villanova (3/10/06)
2	Katie Mitchell	vs. Michigan State (3/24/07)
2	Katie Mitchell	vs. Butler (3/26/08)
2	Jenna Alexander	vs. Wisconsin (4/4/08)
2	Katie Mitchell	vs. Florida Atlantic (3/16/09)
2	Erika Petrucci	vs. North Dakota State (2/14/10)
2	Liane Horiuchi	vs. Louisiana-Lafayette (3/20/10)
2	Suzie Rzegocki	vs. Ball State (4/21/10)
2	Molly Garst	vs. IUPUI (Game 1) (4/6/11)
2	Erika Petrucci	at Indiana (4/7/12)
2	Danielle Fletcher	at Ball State (4/12/12)
2	Erika Petrucci	at Indiana (4/12/13)
2	Ashley Burkhardt	at Coastal Carolina (2/14/14)
2	Kaylah Hampton	vs. Long Island (3/13/15)
2	Kristen Hoppman	at Iowa (4/1/16)

Runs Batted In

7	Staci Falzon	vs. IPFW (Game 1) (4/8/03)
7	DaQueta Johnson	vs. Dayton (2/22/04)
6	Tricia Lilley	vs. UC Riverside (2/16/03)
6	Kristen Schell	vs. IPFW (Game 2) (4/8/03)
6	Christina Trauger	vs. IUPUI (4/17/07)
6	Liane Horiuchi	vs. Louisiana-Lafayette (3/20/10)
6	Molly Garst	vs. IUPUI (Game 1) (4/6/11)
6	Ashley Burkhardt	at Coastal Carolina (2/14/14)
6	Tori Chiodo	at Penn State (3/21/14)
5	12 times, last by Paris Andrew	vs. IPFW (4/15/15)

Bases On Balls

4	Danielle Fletcher	vs. Penn State (3/31/12)
3	29 times, last by CJ Parsons	vs. Butler (4/20/16)

Strikeouts

4	Chrissy Davie	vs. Wisconsin (4/28/00)
4	Jesse Jones	vs. Iowa (4/7/02)
4	Katie Mitchell	vs. South Florida (3/17/06)
4	Beth Cinadr	vs. Pacific (3/1/08)
3	91 times, last by Lexi Huffman	vs. Indiana (Game 1) (4/5/16)

Stolen Bases

4	Ashley Burkhardt	vs. Western Michigan (3/15/15)
3	26 times, last by Ashley Burkhardt	vs. Oakland (2/20/15)

Batting

5-5	Angi Roembke	vs. Indiana (4/14/02)
5-5	Andie Varsho	vs. Bryant (3/14/14)
4-4	Jenny Schoen	vs. Texas Tech (3/9/97)
4-4	Jenny Schoen	vs. Michigan State (4/20/97)
4-4	Mandy Smart	vs. Marshall (3/13/98)
4-4	Sam Mercier	vs. Indiana State (4/1/98)
4-4	Sam Mercier	vs. Liberty (2/20/99)
4-4	Mandy Smart	vs. Texas (3/4/99)
4-4	Mandy Smart	vs. Arkansas (3/13/99)
4-4	Jesse Jones	vs. Toledo (3/26/00)
4-4	Angi Roembke	vs. Western Kentucky (3/16/01)
4-4	Heidi Foster	vs. Iowa (4/20/01)
4-4	Katie Crabtree	vs. Virginia Tech (3/7/02)
4-4	Andrea Hillsey	vs. George Mason (3/17/02)
4-4	Katie Crabtree	vs. IUPUI (3/20/02)
4-4	Shelli Messer	vs. IPFW (3/27/04)
4-4	Andrea Hillsey	vs. Arkansas (2/13/05)
4-4	Ashley Hall	vs. New Mexico (2/17/06)
4-4	Ashley Hall	vs. South Alabama (2/9/08)
4-4	Liane Horiuchi	vs. Bowling Green (3/26/09)
4-4	Ashley Barr	vs. Cal State Fullerton (3/17/10)
4-4	Andie Varsho	at IUPUI (Game 2) (4/3/13)
4-4	Ashley Burkhardt	at #7 UCLA (2/7/15)
4-4	Alyssa Koorsen	vs. Rutgers (Game 2) (3/28/15)
4-4	Katie Harrison	vs. Southern Utah (2/12/16)

INDIVIDUAL GAME PITCHING RECORDS

Innings Pitched

12.0	Ashley DiDomenico	vs. Iowa State (2/18/07)
10.0	Deana Jackson	vs. Butler (4/12/94)
10.0	Sheryl Scheve	vs. Georgia (3/7/98)
10.0	Suzie Rzegocki	vs. San Diego State (2/12/10)
10.0	Lilly Fecho	vs. Rutgers (3/29/15)
9.2	Jenn Markert	vs. Michigan (3/26/95)
9.0	Deana Jackson	vs. Coker (3/12/94)
9.0	Sheryl Scheve	vs. Western Illinois (3/3/96)
9.0	Jenn Markert	vs. Penn State (3/30/96)
9.0	Jenn Markert	vs. Minnesota (4/20/96)
9.0	Sheryl Scheve	vs. Michigan State (4/19/97)
9.0	Sheryl Scheve	vs. Indiana (4/15/98)
9.0	Brooke Baker	vs. Illinois (4/09/04)
9.0	Suzie Rzegocki	vs. Wisconsin (5/8/11)
9.0	Lexy Moore	vs. N.C. State (3/2/12)
9.0	Lexy Moore	vs. Ohio State (3/30/13)
9.0	Lilly Fecho	at Florida Gulf Coast (2/20/15)
8.2	Brooke Baker	vs. Wisconsin (4/22/05)
8.2	Suzie Rzegocki	vs. Michigan (4/4/09)
8.2	Lilly Fecho	at Ohio State (3/31/13)
8.1	Jenny Deno	vs. Iowa (3/29/97)
8.1	Sheryl Scheve	vs. Indiana State (4/2/97)
8.1	Meagan Dooley	vs. Wisconsin (4/28/00)
8.1	Leighann Burke	vs. Wisconsin (3/31/01)
8.1	Lexy Moore	vs. Nebraska (4/20/13)
8.0	28 times, last by Lilly Fecho	vs. Illinois (4/15/16)

Hits Allowed

16	Deana Jackson	vs. Coker (3/12/94)
16	Crystal Inman	vs. Indiana State (3/28/99)
15	Brooke Baker	vs. BYU (3/10/07)
14	Jaime Martino	vs. Michigan (3/25/95)
14	Brooke Baker	vs. Wisconsin (4/22/05)
14	Lilly Fecho	vs. Nebraska (4/20/13)
13	Deana Jackson	vs. Canisius (3/5/94)
13	Sheryl Scheve	vs. Missouri (3/14/96)
13	Brooke Baker	vs. Michigan State (4/7/06)
13	Suzie Rzegocki	vs. Louisville (5/15/09)
13	Suzie Rzegocki	vs. San Diego State (2/12/10)
13	Lexy Moore	at Ball State (4/12/12)
13	Lexy Moore	at Baylor (Game 1) (3/9/13)
13	Lilly Fecho	vs. Towson (2/16/14)
13	Lilly Fecho	vs. Baylor (3/15/14)
12	Nine times, last by Lilly Fecho	at Michigan (Game 2) (3/23/13)

Bases On Balls

8	Sheryl Scheve	vs. Florida State (2/13/98)
8	Diana LaRiva	vs. Notre Dame (4/6/04)
8	Brooke Baker	vs. IUPUI (2/24/06)
8	Suzie Rzegocki	vs. Louisiana-Lafayette (3/20/10)
8	Lilly Fecho	at Michigan (3/23/13)
8	Lexy Moore	at #7 UCLA (2/7/15)
7	Deana Jackson	vs. Butler (4/29/94)
7	Jenn Markert	vs. UNLV (2/17/96)
7	Nicole Crouse	vs. Auburn (2/9/01)
7	Leighann Burke	vs. California (3/15/01)
7	Brooke Baker	vs. Indiana (5/7/06)
6	27 times, last by Lilly Fecho	vs. Rutgers (3/29/15)

Strikeouts

19	Lilly Fecho	at Florida Gulf Coast (2/20/15)
17	Diana LaRiva	vs. IPFW (3/27/04)
16	Jenn Markert	vs. Miami (Ohio) (4/25/96)
15	Lilly Fecho	vs. Southern Utah (2/12/16)
14	Sheryl Scheve	vs. Wichita State (2/27/98)
13	Jenn Markert	vs. Northern Illinois (3/3/96)
13	Jenn Markert	vs. Indiana State (4/24/96)
13	Melissa Burns	vs. Wisconsin (4/23/06)
13	Lilly Fecho	at Florida Gulf Coast (2/21/15)
13	Lilly Fecho	vs. Rutgers (3/29/15)
13	Lilly Fecho	vs. Cal State Bakersfield (2/28/16)
12	Jenn Markert	vs. McNeese State (2/16/96)
12	Jenn Markert	vs. Tennessee (3/7/96)
12	Jenn Markert	vs. Northwestern (4/27/96)
12	Leighann Burke	vs. Wisconsin (3/31/01)
12	Gina Snyder	vs. Colgate (3/15/15)
12	Lilly Fecho	at Northwestern (4/3/15)
11	17 times, last by Lilly Fecho	at Iowa (4/1/16)
10	20 times, last by Gina Snyder	vs. Northwestern (5/7/16)

No-Hitters (Complete Game)

		17 (detailed on pages 51-54)
First	Deana Jackson	vs. IPFW (4/19/94)
Last	Gina Snyder	at Florida Gulf Coast (3/18/16)

One-Hitters (Complete Game)

Jenn Markert	vs. Ball State (3/21/95)
Sheryl Scheve	vs. Wright State (3/9/96)
Jenny Deno	vs. Eastern Kentucky (3/9/96)
Jenn Markert	vs. Indiana State (4/24/96)
Sheryl Scheve	vs. Loyola Marymount (3/16/97)
Sheryl Scheve	vs. Florida State (3/12/98)
Sheryl Scheve	vs. Michigan State (4/11/98)
Nicole Crouse	vs. Liberty (2/20/99)
Crystal Inman	vs. Maryland (3/10/00)
Leighann Burke	vs. Butler (4/5/00)
Leighann Burke	vs. Valparaiso (4/18/00)
Nicole Crouse	vs. Texas A&M-Corpus Christi (3/3/01)
Leighann Burke	vs. Eastern Illinois (3/16/01)
Meagan Dooley	vs. Northwestern (4/22/01)
Leighann Burke	vs. Florida A&M (2/9/02)
Leighann Burke	vs. Texas (2/10/02)
Nicole Crouse	vs. IUPUI (3/20/02)
Leighann Burke	vs. IPFW (3/23/02)
Leighann Burke	vs. Butler (4/3/02)
Leighann Burke	vs. Tennessee State (Game 1) (3/17/03)
Leighann Burke	vs. IPFW (3/23/03)
Leighann Burke	vs. Illinois-Chicago (Game 1) (3/26/03)
Diana LaRiva	vs. IUPUI (Game 2) (4/23/03)
Brooke Baker	vs. Virginia (3/12/04)
Brooke Baker	vs. Valparaiso (3/24/04)
Diana LaRiva	vs. IPFW (3/27/04)
Diana LaRiva	vs. IUPUI (4/20/04)
Brooke Baker	vs. Akron (3/18/05)
Brooke Baker	vs. Illinois (4/10/05)
Diana LaRiva	vs. Minnesota (4/24/05)
Suzie Rzegocki	vs. IUPUI (4/2/08)
Suzie Rzegocki	vs. IUPUI (Game 1) (3/31/10)
Suzie Rzegocki	vs. Butler (Game 1) (4/1/10)
Lilly Fecho	vs. #24 Texas A&M (2/8/15)
Lilly Fecho	vs. Indiana State (3/6/15)
Lilly Fecho	vs. Wisconsin (3/20/15)
Lilly Fecho	vs. Wisconsin (3/21/15)
Lilly Fecho	vs. Iowa (4/17/15)

NO-HITTERS



*Deana Jackson vs. IPFW
April 19, 1994
Purdue Varsity Softball Field*

It took merely 28 games for the Purdue softball program to record its first no-hitter, as senior Deana Jackson turned the trick vs. IPFW in the first game of a doubleheader April 19, 1994. It was a five-inning gem, as the Boilermakers beat the Mastodons 9-0 at the Varsity Softball Field. Jackson walked three and struck out five while allowing only one ball to be hit to the outfield. Her catcher, Susan Denny, provided the offensive fireworks with a three-run homer as part of a six-run uprising in the first inning. Jackson came back and fired a four-hit shutout in the nightcap as Purdue won 2-0.



								R-H-E
IPFW	0	0	0	0	0	-	-	0-0-2
Purdue	6	1	2	0	x	-	-	9-8-0

*Jenny Deno vs. Butler
March 23, 1996
Purdue Varsity Softball Complex*

En route to the Boilermaker Classic championship, sophomore Jenny Deno no-hit Butler on March 23, 1996, at the Varsity Softball Complex. The Boilermakers blanked the Bulldogs 10-0 in six innings, scoring two runs in the fourth and four in both the fifth and sixth. Deno walked three and struck out five. She allowed two balls to be hit to the outfield. Purdue collected 14 hits, led by shortstop Jennifer Blasnick with three. Designated player Kimberly Dennis and second baseman Sam Mercier both had two RBI.



								R-H-E
Purdue	0	0	0	2	4	4	-	10-14-2
Butler	0	0	0	0	0	0	-	0-0-0

NON-TRADITIONAL NO-HITTER

In a 16-0, four-inning win over Belmont at the Florida State Tournament in Tallahassee, Fla., on March 14, 1998, seniors Sheryl Scheve and Jaime Martino both pitched two hitless innings at Messer Field. Scheve started and struck out five of the six batters she faced before being relieved by Martino, who allowed a walk during her stint. The Boilermakers, who banged out a then-school-record 18 hits in the game, scored six runs in the first inning, eight in the second and two in the third.



*Meagan Dooley vs. Temple
Feb. 19, 2000 – Raleigh, N.C.*

Sophomore Meagan Dooley authored the first seven-inning no-hitter in Purdue history when she and the Boilermakers beat Temple 1-0 on Feb. 19, 2000, at the Triangle Classic in Raleigh, N.C. The only run was a homer by third baseman Jesse Jones in the top of the second inning. In fact, Jones' shot was the only hit allowed by Temple pitcher Bari Lynn Pflueger. Dooley walked two and struck out two. She allowed just one ball hit to the outfield, a routine fly to center in the sixth, while inducing 16 groundball outs.



								R-H-E
Purdue	0	1	0	0	0	0	0	1-1-1
Temple	0	0	0	0	0	0	0	0-0-0

*Meagan Dooley vs. Iowa State
Feb. 26, 2000 – Santa Barbara, Calif.*

Johnny Vander Meer of the Cincinnati Reds is the only pitcher in Major League Baseball history to throw no-hitters in back-to-back starts. Sophomore Meagan Dooley was nearly as impressive, as she authored two in a span of seven days. She had two starts in between the two "no-no's." Her second came over Iowa State, on Feb. 26, 2000, at the UC Santa Barbara Tournament in Santa Barbara, Calif. The Boilermakers won 3-0 in five innings. Dooley walked one and struck out three. She did not allow a ball to be hit to the outfield and recorded three outs on ground balls back to the pitching circle. Outfielder Chrissy Davie socked a solo home run to pace the six-hit Purdue attack.

								R-H-E
Purdue	0	0	0	1	2	-	-	3-6-3
Iowa State	0	0	0	0	0	-	-	0-0-0

*Meagan Dooley vs. Mississippi
Feb. 9, 2002 – St. Augustine, Fla.*

In the first start of her senior season, Meagan Dooley authored her third career no-hitter in a 1-0 victory over Mississippi on Feb. 9, 2002, at the Triple Crown Invitational in St. Augustine, Fla. She walked four and struck out a career-high-tying eight while allowing three balls to be hit to the outfield. The Boilermakers scored their lone run in the bottom of the fifth inning when pinch runner Angela Knight and second baseman Andrea Hillsey pulled off a double steal, Knight taking second and Hillsey swiping home. Purdue managed only two hits, one apiece by first baseman Heidi Foster and center fielder Andrea Roush.

								R-H-E
Mississippi	0	0	0	0	0	0	0	0-0-2
Purdue	0	0	0	0	1	0	x	1-2-1

Leighann Burke vs. Gardner-Webb March 22, 2003 – Purdue Varsity Softball Complex

One of the most celebrated pitchers in school history, Leighann Burke, registered her first no-hitter as the Boilermakers blanked Gardner-Webb 8-0 in the first game of the Boilermaker Invitational. It was a bit anticlimactic, as Purdue scored a run in the bottom of the fifth inning to end the game via the mercy rule. Burke dominated, striking out eight of the 18 batters she faced while allowing two walks. Only one ball was hit out of the infield, a lazy foul fly to left fielder Angi Roembke in the fourth inning. The Boilermakers socked three home runs – shortstop Tricia Lilley, third baseman Jesse Jones and designated hitter Laura Martin – while scoring in every inning.



								R-H-E
Gardner Webb	0	0	0	0	0	-	-	0-0-2
Purdue	2	1	3	1	1	-	-	8-9-0

Diana LaRiva vs. IPFW April 8, 2003 – Purdue Varsity Softball Complex

For the second time in just over two weeks, a Purdue pitcher tossed a no-hitter but wasn't in the pitcher's circle at the end of the game to celebrate it. Diana LaRiva was credited with her first no-hitter in the Boilermakers' 8-0, five-inning win over IPFW. Purdue scored two runs in the bottom of the fifth to end the shortened affair. LaRiva struck out six and walked one. She fanned the side in the first inning. All nine Purdue starters collected at least one hit. Designated player Staci Falzon was 2-for-3 with a double and a triple and four RBI. Second baseman Andrea Hillsey homered.



								R-H-E
IPFW	0	0	0	0	0	-	-	0-0-2
Purdue	4	2	0	0	2	-	-	8-10-0

Leighann Burke vs. Eastern Illinois April 16, 2003 – Purdue Varsity Softball Complex

Leighann Burke tied the school record with two no-hitters in a season as she and the Boilermakers disposed of Eastern Illinois 9-0 in another shortened game, this one lasting six innings. Purdue ended the affair by scoring five runs in the sixth inning, the last three coming on a home run by catcher Jesse Jones. Burke struck out five and did not walk a batter. The only thing that kept her from a perfect game was when Eastern Illinois pitcher Kristen Becker reached on a second-inning error. The Panthers hit merely two balls out of the infield. Purdue led just 1-0 in the bottom of the fifth before scoring three times, including a two-run homer by center fielder Andrea Roush. The Boilermakers finished with 12 hits.

								R-H-E
Eastern Illinois	0	0	0	0	0	0	-	0-0-2
Purdue	1	0	0	0	3	5	-	9-12-1

Diana LaRiva vs. Utah State March 20, 2004 - Sacramento, Calif.

Already the owner of a five-inning no-hitter, Diana LaRiva added a seven-inning gem to her resume in a 4-0 win over Utah State in the Capital Classic. LaRiva walked three and struck out nine. She allowed five fly ball outs to the outfield. The game was scoreless until the top of the fourth inning, when second baseman Andrea Hillsey socked a home run. Designated player Kristen Schell singled home a run in the sixth, and shortstop Tricia Lilley provided LaRiva even more breathing room with a two-run double in the seventh. The Boilermakers totaled 11 hits.

								R-H-E
Purdue	0	0	0	1	0	1	2	4-11-0
Utah State	0	0	0	0	0	0	0	0-0-0

Brooke Baker vs. IPFW (Game 2) March 27, 2004 - Purdue Varsity Softball Complex

For the first time in Purdue history, a pitcher authored a no-hitter despite allowing runs. The Boilermakers defeated IPFW 8-2 at the Varsity Softball Complex. Leading 7-0 entering the top of the sixth inning, the visiting Mastodons scored a pair of unearned runs. Baker walked two batters, who advanced to second and third with two outs and subsequently scored on an error. They were the only two walks surrendered by Baker, who struck out six and allowed no balls hit to the outfield. Third baseman Shelli Messer was 4-for-4 with a double, a run scored and three RBI. Catcher Erika Peterson drove in two runs for Purdue, which banded out 10 hits.



								R-H-E
IPFW	0	0	0	0	0	2	0	2-0-0
Purdue	2	0	1	0	4	1	x	8-10-1

No-HITTERS



Diana LaRiva vs. UMKC
Feb. 11, 2005 – Las Cruces, N.M.

Diana LaRiva joined Meagan Dooley as authors of three career no-hitters with a five-inning job against UMKC at the New Mexico State Invitational. For LaRiva, it was her first start of the 2005 season and was sheer domination. She faced the minimum 15 batters and struck out 11 of them, striking out the side in the first and third innings and fanning at least one batter in every inning. The other four batters were retired on two ground outs, a pop out and a fly out. The Boilermakers won the game 8-0, scoring four runs in the first, three in the second and one in the fifth. Third baseman Shelli Messer recorded three of Purdue's 10 hits, while shortstop Tricia Lilley collected two hits and three RBI and right fielder DaQueta Johnson drove in a pair of runs.

						R-H-E		
UMKC	0	0	0	0	0	-	-	0-0-3
Purdue	4	3	0	0	1	-	-	8-10-0

NON-TRADITIONAL NO-HITTER

For the first time in school history, three pitchers combined on a no-hitter in the Boilermakers' 7-0 win over Ball State on April 4, 2006. Diane LaRiva pitched the first three innings, followed by Melissa Burns for two and Brooke Baker for the final two. LaRiva and Burns both struck out four batters, while Baker fanned a pair. Burns was credited with the win. The visiting Cardinals had two base runners, both reaching on errors. Purdue collected 10 hits, including two by third baseman Katie Mitchell. Center fielder Staci Falzon drove in a pair of runs. Seventeen different players got in on the action for the Boilermakers, who won their 11th straight game against Ball State.



Dana Alcocer vs. UC Davis
Feb. 29, 2008 – Fullerton, Calif.

In just her seventh start as a Boilermaker, junior transfer Dana Alcocer blanked UC Davis in a five-inning affair at the Worth Invitational in Fullerton, Calif. Alcocer struck out four, while allowing just one base runner on a second-inning walk. The Purdue offense racked up nine runs on six hits for its part, scoring three runs in the fourth and six in the fifth. Designated player Suzie Rzegocki contributed a two-run double, before a grand slam by outfielder Beth Cinadr and a two-run jack by shortstop Candace Curtis capped the scoring. Curtis went 2-for-2 as five different players contributed to the Purdue hit tally.



								R-H-E
UC Davis	0	0	0	0	0	-	-	0-0-1
Purdue	0	0	0	3	6	-	-	9-6-1

Suzie Rzegocki vs. Ball State (Game 2)
April 21, 2010 – Muncie, Ind.

Suzie Rzegocki was nearly a one-woman show, getting the work done in the circle with a complete-game seven inning effort, while also providing three hits, including two home runs and three RBI, in the night cap of a doubleheader with Ball State. Rzegocki struck out two and allowed just one ball out of the infield, a third inning fly out, while hitting one batter. Offensively, the Boilermakers piled up 12 hits, including the Rzegocki longballs and a pair of doubles by Molly Garst. Rookie Erika Petruzzi also provided two hits in the contest, in which Purdue scored three runs in the first, one each in the third and fourth and two in the fifth. Rzegocki supplied solo home runs to cap the first and lead off the fourth, tying the Purdue game record for roundtrippers, while also adding an RBI single in the fifth. The lone marr on the contest was a sixth-inning fielding error by the second baseman.



								R-H-E
Purdue	3	0	1	1	2	0	0	7-12-1
Ball State	0	0	0	0	0	0	0	0-0-0

*Alex Whittemore vs. Mississippi Valley State
Feb. 23, 2014 - Auburn, Ala.*

Buoyed by 12 runs of support, Alex Whittemore authored the Boilermakers' first no-hitter in nearly four years against Mississippi Valley State in Auburn, Ala. In her second of five starts for the season, Whittemore struck out four and walked one while facing 17 batters in the five-inning contest. She retired four batters on balls hit back to the circle, and only one ball was hit to the outfield. The Purdue offense, meanwhile, scored four runs in each of the first three innings, highlighted by a two-run home run by designated hitter Danielle Fletcher in the second. Right fielder Lindsey Rains doubled in a pair of runs in the first, and second baseman Mary Gooding had a two-run single in the third. Ten players combined for 12 hits, and the Boilermakers also stole six bases.



								R-H-E
MVSU	0	0	0	0	0	-	-	0-0-4
Purdue	4	4	4	0	-	-	-	12-12-1

*Lilly Fecho vs. Indiana State
April 29, 2015 - West Lafayette, Ind.*

After tossing five one-hitters during the season, including a March 6 effort against Indiana State, Lilly Fecho finally broke through with her first career no-no against the Sycamores. She issued nine strikeouts, while facing 22 batters. A running snag by right fielder Maya Hughes on the lone ball out of the infield with two outs in the ISU seventh secured the no-hitter. A fourth-inning error was the only marr that broke up the perfect game. Fecho got run support care of a two-run home run by Ashley Burkhardt in the fifth inning. The Boilers piled up eight hits by seven different batters in the contest, led by Paris Andrew's 2-for-3 effort.



								R-H-E
Indiana State	0	0	0	0	0	0	0	0-0-0
Purdue	0	0	0	0	2	0	0	2-8-1

*Lilly Fecho vs. St. Bonaventure
March 6, 2016 - Clearwater, Fla.*

Lilly Fecho struck out 11 and allowed just one walk in an 8-0 run-rule victory over St. Bonaventure, recording the second no-hitter of her career. The K tally upped her career mark to 700. A two-out walk in the first inning was the only marr in the game. The Boilermaker bats backed her up with eight runs on 12 hits and an error, including two-hit days by Katie Harrison and Sydney Pencek. Harrison belted her fourth home run of the season, while Pencek capped the game with the final RBI single in the fifth. Purdue broke the game open with seven runs on eight hits and an error in the fifth to clinch the mercy-rule win.

								R-H-E
St. Bonaventure	0	0	0	0	0	-	-	0-0-1
Purdue	0	0	0	1	7	-	-	8-12-0

*Gina Snyder at Florida Gulf Coast
March 18, 2016 - Boca Raton, Fla.*

Gina Snyder allowed just two base runners via hit by pitch, one in the second and one in the fifth, and struck out seven in a 9-0 win over Florida Gulf Coast for her first career no-hitter, the 19th in program history. Heather Knight went 3-for-3 with two RBI, while Paris Andrew and Mallory Baker added two hits each as Purdue poured on nine runs on 11 hits and an error. The Boilermakers scored four unearned runs in the opening stanza, tacked on two scores in the third and capped the win with a three-run homer by Lexi Huffman in the sixth. Snyder issued two strikeouts and Kristen Hoppman reeled in a foul ball past the right field line to wrap up the win.



								R-H-E
Purdue	4	0	2	0	0	3	-	9-11-0
FGCU	0	0	0	0	0	0	-	0-0-1

TEAM RECORDS



Games Played

1.	1997	66
	2007	66
3.	2000	61
	2003	61
5.	2006	60

Batting Average

1.	2011	.313
	2012	.313
3.	2003	.302
4.	2014	.297
5.	1999	.283

At-Bats

1.	1997	1767
2.	2007	1714
3.	2000	1604
4.	2003	1563
5.	2002	1552

Runs

1.	2007	308
2.	2003	299
3.	2012	284
4.	2011	250
5.	2010	241

Hits

1.	1997	483
2.	2007	477
3.	2003	472
4.	2012	448
5.	2002	437

Doubles

1.	2014	82
2.	2012	74
3.	2007	73
4.	1999	72
5.	1997	71
	2003	71

Triples

1.	1994	18
	2010	18
	2012	18
4.	2015	16
5.	1998	14
	2011	14
	2016	14

Home Runs

1.	2007	44
2.	2003	41
	2014	41
3.	2011	36
4.	2008	32
	2010	32



The 2007 Boilermakers set school records for runs (308), doubles (73), home runs (44), total bases (706), walks (189) and complete games (52). The team finished the season with a 33-32-1 record and posted the first postseason win in program history with a victory over Iowa in the Big Ten Tournament.

Total Bases

1.	2007	706
2.	2003	692
3.	2014	652
4.	2012	648
5.	1997	634

RBI

1.	2003	266
2.	2007	257
3.	2012	251
4.	2011	226
5.	2014	216

Slugging Percentage

1.	2011	.462
2.	2012	.452
3.	2014	.447
4.	2003	.443
5.	2007	.412

Walks

1.	2007	189
2.	2012	175
3.	2013	174
4.	2003	166
5.	2014	162

Hit by Pitches

1.	2009	45
2.	2015	43
	2016	43
3.	2013	39
4.	2005	37
5.	2003	34
	2007	34
	2008	34
	2010	34

On-Base Percentage

1.	2012	.395
2.	2003	.377
3.	2014	.374
4.	2011	.371
5.	2007	.361

Sacrifice Hits

1.	2008	97
2.	2006	91
3.	2007	90
4.	1998	84
5.	2002	66
	2010	66

Sacrifice Flies

1.	2003	18
2.	2005	14
3.	1994	13
	1995	13
	2009	13

Strikeouts

1.	2007	403
2.	2006	323
	2008	323
4.	2015	303
5.	2000	299

Stolen Bases

1.	2010	144
2.	2013	120
3.	1999	103
4.	2009	100
5.	2011	99

Putouts

1.	1997	1332
2.	2007	1304
3.	2000	1272
4.	2001	1230
5.	1998	1192

Assists

1.	2000	741
2.	2001	715
3.	1999	681
4.	2002	673
5.	2007	667

Fielding Percentage

1.	2003	.970
	2005	.970
	2015	.970
4.	2000	.967
	2009	.967

Earned Run Average

1.	2001	1.43
2.	2000	1.67
3.	2004	1.95
4.	2003	2.18
5.	2011	2.29

Complete Games

1.	2007	52
2.	1996	42
3.	2006	40
4.	2011	38
5.	1997	37

Shutouts

1.	2003	18
	2000	18
	2001	18
4.	2002	15
5.	2007	14

Saves

1.	1997	11
	2001	11
3.	2002	10
4.	2000	6
	2005	6

Innings Pitched

1.	1997	443
2.	2007	434.2
3.	2000	424
4.	2001	410
5.	1998	397.1

Strikeouts Pitched

1.	2015	399
2.	2016	354
3.	2004	341
4.	2005	338
5.	1996	322

Wins

1.	1997	41
2.	1996	36
3.	2008	35
4.	2001	34
	2003	34
	2005	34

Winning Percentage

1.	1996	.633
2.	1997	.621
3.	2011	.620
4.	2009	.607
5.	2008	.603

Other Superlatives

Fewest Errors	51	2003	Most Conference Wins	14	1997
Most Double Plays	26	2007	Most Consecutive Games Avoiding a Shutout	52	2012
Most Consecutive Wins	12	2003			

Games Played

1. Kristin Billen	66	1997
Jennifer Blasnick	66	1997
Sam Mercier	66	1997
4. Ashley Barr	65	2007
Katie Mitchell	65	2007



Second baseman Andrea Hillsey (2002-05) set season records in batting average, walks and on-base percentage during the 2003 campaign. Her records for run and slugging percentage were broken in 2007.

Batting Average (min. 100 AB)

1. Andrea Hillsey	.454	2003
2. Andie Varsho	.426	2011
3. Andie Varsho	.416	2014
4. Andie Varsho	.415	2013
5. Ashley Burkhardt	.393	2015

At-Bats

1. Sam Mercier	229	1997
2. Ashley Hall	222	2007
3. Katie Crabtree	207	2002
4. Shahara Nixon	206	2000
5. Jenny Schoen	201	1997

Runs

1. Katie Mitchell	54	2007
2. Andrea Hillsey	49	2003
3. Tricia Lilley	48	2003
Ashley Hall	48	2007
5. Andie Varsho	45	2014



Third baseman Ashley Hall snapped outfielder Jenny Schoen's 10-year old school record for hits in 2007. Hall posted a record 85 hits, while also snapping the four-year old stolen base mark with 36 steals.

Hits

1. Ashley Hall	85	2007
2. Jenny Schoen	75	1997
3. Andrea Hillsey	74	2003
Andie Varsho	74	2014
5. Sam Mercier	72	1997

Doubles

1. Katie Crabtree	18	2001
2. Heidi Foster	17	2003
Molly Garst	17	2010
4. Andie Varsho	16	2014
5. Andrea Hillsey	15	2005
Katie Mitchell	15	2007

Triples

1. Ashley Hall	8	2008
2. Jennifer Blasnick	7	1994
Jenny Schoen	7	1995
4. Liane Horiuchi	6	2010
5. Angie Myers	5	1996
Ashley Hall	5	2007
Andie Varsho	5	2011
Kristen Hoppman	5	2016

Home Runs

1. Katie Mitchell	14	2007
2. Katie Crabtree	12	2000
Katie Crabtree	12	2002
Katie Mitchell	12	2009
5. Heidi Foster	11	2003
Candace Curtis	11	2008
Ashley Burkhardt	11	2015



Infielder/designated player Katie Mitchell set season records for runs, home runs, RBI, and slugging percentage in 2007.

Runs Batted In

1. Katie Mitchell	54	2007
2. Heidi Foster	53	2003
3. Ashley Burkhardt	48	2015
4. Heidi Foster	47	2002
5. DaQueta Johnson	46	2006

Slugging Percentage (min. 100 AB)

1. Katie Mitchell	.697	2007
2. Andrea Hillsey	.681	2003
Ashley Burkhardt	.681	2015
4. Andrea Hillsey	.652	2005
5. Liane Horiuchi	.624	2009

Walks

1. Andrea Hillsey	40	2003
Andrea Hillsey	40	2005
3. Tori Chiodo	34	2014
4. Jesse Jones	33	2003
Danielle Fletcher	33	2012

On-Base Percentage (min. 100 AB)

1. Andrea Hillsey	.563	2003
2. Andrea Hillsey	.505	2005
3. Liane Horiuchi	.500	2009
4. Andie Varsho	.500	2013
5. Andie Varsho	.490	2014

Sacrifice Hits

1. Kelly Miller	25	2008
2. Andrea Roush	23	2000
3. Erika Peterson	21	2007
4. Shahara Nixon	19	1998
5. Lynne Tortorelli	18	2001



Catcher Susan Denny (1994-97) registered a Purdue-record 16 sacrifice flies in her career, including a season-best seven in 1995. Denny's freshman tally (5) also made the season top five.

Sacrifice Flies

1. Susan Denny	7	1995
2. Susan Denny	5	1994
Jesse Jones	5	2003
DaQueta Johnson	5	2005
5. Heidi Foster	4	2003
Ashley Burkhardt	4	2014
Ashley Burkhardt	4	2015
Katie Harrison	4	2016

Stolen Bases

1. Molly Garst	43	2010
Liane Horiuchi	43	2010
3. Liane Horiuchi	42	2009
4. Ashley Hall	36	2007
5. Andie Varsho	34	2011
Molly Garst	34	2011



First baseman Heidi Foster (2000-03) made her mark on the Purdue record books, earning spots among the season top five in seven different categories. Foster owns the record for putouts (606).

Putouts

1. Heidi Foster	606	2000
2. Heidi Foster	535	2001
3. Heidi Foster	517	2002
4. Kristin Billen	479	1999
5. Kristin Billen	423	1997

Assists

1. Jesse Jones	190	2000
2. Katie Crabtree	189	2001
3. Jesse Jones	184	2001
4. Katie Crabtree	175	2000
5. Katie Crabtree	169	2002

SEASON RECORDS



Brooke Baker (2004-07) set season records for wins, appearances, complete games, shutouts and innings pitched in 2007. Suzie Rzegocki broke Baker's starts mark in 2010, and tied Baker's win tally in 2011.

Wins

1. Brooke Baker	26	2007
Suzie Rzegocki	26	2011
3. Sheryl Scheve	25	1997
4. Suzie Rzegocki	24	2009
5. Sheryl Scheve	22	1998

Winning Percentage (min. 10+ decisions)

1. Jenn Markert	.714 (15-6)	1996
Sheryl Scheve	.714 (25-10)	1997
3. Nicole Crouse	.688 (11-5)	2001
4. Sheryl Scheve	.667 (10-5)	1996
Diana LaRiva	.667 (12-6)	2005
Suzie Rzegocki	.667 (24-12)	2009

Appearances

1. Brooke Baker	51	2007
2. Suzie Rzegocki	50	2010
3. Leighann Burke	49	2003
4. Sheryl Scheve	47	1998
5. Suzie Rzegocki	45	2011

Games Started

1. Suzie Rzegocki	44	2010
2. Brooke Baker	42	2007
3. Suzie Rzegocki	41	2011
4. Sheryl Scheve	38	1997
Sheryl Scheve	38	1998



Meagan Dooley (1999-2002) posted a 0.73 ERA during her sophomore campaign, allowing just 16 earned runs in 153 innings of work. Dooley is the only player to post a season ERA under 1.00.

Earned Run Average (min. 80 IP)

1. Meagan Dooley	0.73	2000
2. Leighann Burke	1.07	2001
3. Meagan Dooley	1.39	2001
4. Suzie Rzegocki	1.48	2009
5. Sheryl Scheve	1.75	1997



Meagan Dooley



Deana Jackson (1994) pitched 33 complete games, including a no-hitter in the inaugural softball season. Jackson went 20-14, including eight shutouts. Brooke Baker snapped the complete games record in 2007.

Complete Games

1. Brooke Baker	39	2007
2. Suzie Rzegocki	35	2011
3. Suzie Rzegocki	34	2010
4. Deana Jackson	33	1994
5. Lilly Fecho	28	2014

Shutouts

1. Brooke Baker	12	2007
2. Leighann Burke	10	2003
Suzie Rzegocki	10	2011
4. Deana Jackson	8	1994
Suzie Rzegocki	8	2010

Saves

1. Leighann Burke	5	2001
2. Sheryl Scheve	4	1997
Nicole Crouse	4	2002
4. Crystal Inman	3	1997
Leighann Burke	3	2000, 2002
Meagan Dooley	3	2001, 2002
Nicole Crouse	3	2001
Diana LaRiva	3	2003
Brooke Baker	3	2005
Melissa Burns	3	2005
Suzie Rzegocki	3	2008
Suzie Rzegocki	3	2010
Lilly Fecho	3	2016

Innings Pitched

1. Brooke Baker	295.0	2007
2. Suzie Rzegocki	276.1	2010
3. Suzie Rzegocki	259.2	2011
4. Sheryl Scheve	253.0	1998
5. Lilly Fecho	242.2	2015



Lilly Fecho (2013-16) struck out a record 295 batters during the 2015 season, including 19 in a game against FGCU. The 2015 pitching staff also set a team record with 399 Ks.

Strikeouts

1. Lilly Fecho	295	2015
2. Lilly Fecho	219	2016
2. Suzie Rzegocki	216	2010
3. Suzie Rzegocki	200	2011
4. Diana LaRiva	196	2004
Lilly Fecho	196	2014

italics denotes player on 2017 roster.



Brooke Baker



Catcher Erika Peterson (2004-07) played in a record 239 games during her Boilermaker career, starting 238 of them. Peterson also ranks among the top five for walks, sacrifice hits and putouts.

Games Played

1. Erika Peterson	239	2004-2007
2. Shahara Nixon	238	1997-2000
Jesse Jones	238	2000-2003
Angi Roembke	238	2000-2003
5. Sam Mercier	236	1996-1999

Games Started

1. Erika Peterson	238	2004-2007
2. Sam Mercier	236	1996-1999
3. Katie Crabtree	235	1999-2002
Heidi Foster	235	2000-2003
Jesse Jones	235	2000-2003

Batting Average

1. Andie Varsho	.398	2011-2014
2. Andrea Hillsey	.374	2002-2005
3. Molly Garst	.362	2009-2012
4. Denise Szany	.341	1998-1999
5. Ashley Burkhardt	.335	2012-2015



Second baseman Sam Mercier (1996-99) owns both the season and career at-bats records with 229 and 769. Mercier started 236 games, tops among Purdue players until Erika Peterson broke the record in 2007.

At Bats

1. Sam Mercier	769	1996-1999
2. Katie Crabtree	763	1999-2002
3. Shahara Nixon	716	1997-2000
4. Jenny Schoen	711	1995-1998
5. Heidi Foster	702	2000-2003

Runs

1. Molly Garst	148	2009-2012
2. Andie Varsho	145	2011-2014
3. Andrea Hillsey	140	2002-2005
Tricia Lilley	140	2003-2006
5. Katie Crabtree	138	1999-2002

Hits

1. Andie Varsho	275	2011-2014
2. Katie Crabtree	255	1999-2002
3. Sam Mercier	253	1996-1999
4. Molly Garst	236	2009-2012
5. Jenny Schoen	234	1995-1998



Shortstop Katie Crabtree (1999-2002) could be called the most prolific hitter in Purdue history. Crabtree once owned career records for hits, doubles, triples and home runs as well as assists.

Doubles

1. Katie Crabtree	50	1999-2002
2. Andie Varsho	46	2011-2014
3. Tricia Lilley	44	2003-2006
Molly Garst	44	2009-2012
5. Sam Mercier	42	1996-1999
Heidi Foster	42	2000-2003
Katie Mitchell	42	2006-2009

Triples

1. Ashley Hall	14	2005-2008
2. Katie Crabtree	12	1999-2002
3. Jenny Schoen	11	1995-1998
Andie Varsho	11	2011-2014
5. Jennifer Blasnick	10	1994-1997
Staci Falzon	10	2003-2006
Tricia Lilley	10	2003-2006
Liane Horiuchi	10	2009-2010
Molly Garst	10	2009-2012

Home Runs

1. Katie Mitchell	37	2006-2009
2. Katie Crabtree	32	1999-2002
Heidi Foster	32	2000-2003
4. Danielle Fletcher	29	2011-2014
5. DaQueta Johnson	27	2004-2007

Runs Batted In

1. Heidi Foster	147	2000-2003
2. DaQueta Johnson	135	2004-2007
3. Katie Mitchell	134	2006-2009
4. Danielle Fletcher	129	2011-2014
5. Ashley Burkhardt	122	2012-2015

Slugging Percentage

1. Katie Mitchell	.560	2006-2009
2. Liane Horiuchi	.559	2009-2010
3. Katie Crabtree	.557	1999-2002
4. Andie Varsho	.549	2011-2014
5. Andrea Hillsey	.539	2002-2005



Second baseman Andrea Hillsey (2001-05) received more free bases than any other player in Purdue history. Hillsey also owns the career records for on-base percentage and ranks second in batting average.

Walks

1. Andrea Hillsey	116	2002-2005
2. Jesse Jones	94	2000-2003
3. Tori Chiodo	84	2011-2014
4. Katie Mitchell	82	2006-2009
Andie Varsho	82	2011-2014
5. Erika Peterson	80	2004-2007

On-Base Percentage

1. Andrea Hillsey	.487	2002-2005
2. Andie Varsho	.464	2011-2014
3. Liane Horiuchi	.453	2009-2010
4. Denise Szany	.441	1998-1999
5. Molly Garst	.431	2009-2012



Second baseman/outfielder Andrea Roush (2000-03) sacrificed herself for the team on a Purdue-best 56 occasions in her career. Roush also owned the season sacrifice record (23 in 2000) until 2008.

Sacrifice Hits

1. Andrea Roush	56	2000-2003
2. Erika Peterson	54	2004-2007
3. Jody Meister	44	1994-1997
4. Shahara Nixon	43	1997-2000
Kelly Miller	43	2006-2009

Sacrifice Flies

1. Susan Denny	16	1994-1997
2. Jesse Jones	9	2000-2003
Tricia Lilley	9	2003-2006
4. Jennifer Blasnick	8	1994-1997
Ashley Burkhardt	8	2012-2015



Infielder Molly Garst (2009-2012) is the most prolific base stealer in Purdue history, having swiped 130 bases in her career. Garst also owns the career record for runs and the season record for steals with 43 in 2010.

Stolen Bases

1. Molly Garst	130	2009-2012
2. Andie Varsho	105	2011-2014
3. Liane Horiuchi	85	2009-2010
4. Angi Roembke	76	2000-2003
5. Shahara Nixon	73	1997-2000

Putouts

1. Heidi Foster	2,047	2000-2003
2. Kristin Billen	1,371	1996-1999
3. Erika Peterson	1,275	2004-2007
4. Keely Povlitz	924	1998-2001
5. Susan Denny	838	1994-1997

Assists

1. Katie Crabtree	681	1999-2002
2. Jesse Jones	522	2000-2003
3. Tricia Lilley	442	2003-2006
4. Candace Curtis	403	2006-2009
5. Tori Chiodo	394	2011-2014

CAREER RECORDS



Sheryl Scheve (1996-98) ranks among the career top five in wins, winning percentage, games started, ERA, complete games, innings pitched and strikeouts.

Wins

1. Suzie Rzegocki	86	2008-2011
2. Brooke Baker	71	2004-2007
3. Lilly Fecho	67	2013-2016
4. Sheryl Scheve	57	1996-1998
5. Leighann Burke	54	2000-2003



Jenn Markert (1995-96) boasts the best winning percentage in Purdue history. The season winning percentage record holder also ranks in the career top five in ERA, wins and complete games

Winning Percentage (min. 20 decisions)

1. Jenn Markert	.638	1995-1996
2. Sheryl Scheve	.626	1996-1998
3. Suzie Rzegocki	.589	2008-2011
4. Deana Jackson	.588	1994
5. Megan Dooley	.563	1999-2002



Suzie Rzegocki



Sheryl Scheve

Appearances

1. Suzie Rzegocki	174	2008-2011
2. Brooke Baker	172	2004-2007
3. Leighann Burke	160	2000-2003
Lilly Fecho	160	2013-2016
4. Diana LaRiva	142	2003-2006
5. Nicole Crouse	128	1999-2002

Games Started

1. Suzie Rzegocki	148	2008-2011
2. Lilly Fecho	125	2013-2016
3. Brooke Baker	124	2004-2007
4. Diana LaRiva	103	2003-2006
5. Leighann Burke	94	2000-2003

Earned Run Average

1. Leighann Burke	1.84	2000-2003
2. Jenn Markert	1.90	1995-1996
3. Megan Dooley	1.98	1999-2002
4. Sheryl Scheve	2.16	1996-1998
5. Suzie Rzegocki	2.18	2008-2011

Complete Games

1. Suzie Rzegocki	107	2008-2011
2. Brooke Baker	95	2004-2007
3. Lilly Fecho	87	2013-2016
4. Sheryl Scheve	53	1996-1998
5. Diana LaRiva	44	2003-2006

Shutouts

1. Suzie Rzegocki	29	2008-2011
2. Leighann Burke	23	2000-2003
Brooke Baker	23	2004-2007
4. Diana LaRiva	18	2003-2006
5. Lilly Fecho	17	2013-2016



Leighann Burke (2000-03) set the career standards in ERA and saves in her time at Purdue. She owned the shutouts mark until Suzie Rzegocki broke it in 2011. Burke also boasts the season mark for saves.

Saves

1. Leighann Burke	13	2000-2003
2. Nicole Crouse	10	1999-2002
3. Jaime Martino	6	1995-1998
Meagan Dooley	6	1999-2002
Crystal Inman	6	1996-1999
Suzie Rzegocki	6	2008-2011
Lilly Fecho	6	2013-2016

Innings Pitched

1. Suzie Rzegocki	940.2	2008-2011
2. Brooke Baker	875.1	2004-2007
3. Lilly Fecho	840.1	2013-2016
4. Leighann Burke	683.2	2000-2003
5. Diana LaRiva	605.2	2003-2006

Strikeouts

1. Lilly Fecho	817	2013-2016
2. Suzie Rzegocki	728	2008-2011
3. Diana LaRiva	620	2003-2006
4. Brooke Baker	551	2004-2007
5. Leighann Burke	545	2000-2003



Leighann Burke



BATTING & DEFENSIVE STATISTICS

1994	AVG	GP	AB	R	H	2B	3B	HR	RBI	BB	SO	TB	SH	SF	HBP	SB-ATT	OBP	SLG	PO	A	E	FLD
Purdue	.273	39	998	154	272	43	18	6	138	89	154	369	50	13	11	50-64	.335	.370	781	341	52	.956
Opponents	.262	39	1020	121	267	42	10	8	107	98	75	353	34	11	6	38-60	.327	.346	781	348	59	.950
1995	AVG	GP	AB	R	H	2B	3B	HR	RBI	BB	SO	TB	SH	SF	HBP	SB-ATT	OBP	SLG	PO	A	E	FLD
Purdue	.260	54	1440	169	374	59	12	9	141	98	187	484	63	13	12	73-91	.313	.336	1123	502	81	.953
Opponents	.255	54	1449	216	370	60	11	8	166	149	222	476	47	14	27	51-72	.336	.329	1136	597	77	.957
1996	AVG	GP	AB	R	H	2B	3B	HR	RBI	BB	SO	TB	SH	SF	HBP	SB-ATT	OBP	SLG	PO	A	E	FLD
Purdue	.279	57	1512	193	422	57	13	10	154	85	164	535	65	9	10	78-95	.322	.354	1157	452	81	.952
Opponents	.241	57	1438	180	347	45	4	8	138	154	322	424	57	6	18	40-59	.322	.295	1125	577	94	.948
1997	AVG	GP	AB	R	H	2B	3B	HR	RBI	BB	SO	TB	SH	SF	HBP	SB-ATT	OBP	SLG	PO	A	E	FLD
Purdue	.273	66	1767	235	483	71	7	22	199	90	186	634	65	8	13	67-86	.312	.359	1332	531	77	.960
Opponents	.254	66	1718	217	437	74	8	19	168	151	269	584	65	3	15	33-51	.320	.340	1289	564	87	.955
1998	AVG	GP	AB	R	H	2B	3B	HR	RBI	BB	SO	TB	SH	SF	HBP	SB-ATT	OBP	SLG	PO	A	E	FLD
Purdue	.274	59	1546	210	424	58	14	17	184	106	172	561	84	10	12	56-73	.324	.363	1192	496	61	.965
Opponents	.251	59	1497	195	376	55	3	11	171	185	265	470	65	11	9	59-81	.335	.314	1201	597	72	.961
1999	AVG	GP	AB	R	H	2B	3B	HR	RBI	BB	SO	TB	SH	SF	HBP	SB-ATT	OBP	SLG	PO	A	E	FLD
Purdue	.283	56	1528	226	432	72	7	14	191	89	207	560	50	9	15	103-115	.327	.366	1135	681	84	.956
Opponents	.269	56	1480	197	398	63	4	9	165	140	162	496	73	8	7	54-71	.333	.335	1125	479	80	.952
2000	AVG	GP	AB	R	H	2B	3B	HR	RBI	BB	SO	TB	SH	SF	HBP	SB-ATT	OBP	SLG	PO	A	E	FLD
Purdue	.248	61	1604	179	398	51	5	26	158	103	299	537	63	11	20	81-103	.300	.335	1272	741	68	.967
Opponents	.204	61	1523	155	311	39	7	12	129	107	268	400	64	8	16	51-73	.262	.263	1268	564	76	.960
2001	AVG	GP	AB	R	H	2B	3B	HR	RBI	BB	SO	TB	SH	SF	HBP	SB-ATT	OBP	SLG	PO	A	E	FLD
Purdue	.244	59	1548	154	378	60	6	21	136	92	271	513	64	3	13	84-106	.292	.331	1230	715	97	.952
Opponents	.211	59	1507	150	318	43	2	5	121	147	290	380	63	5	18	57-72	.288	.252	1215	536	78	.957
2002	AVG	GP	AB	R	H	2B	3B	HR	RBI	BB	SO	TB	SH	SF	HBP	SB-ATT	OBP	SLG	PO	A	E	FLD
Purdue	.282	59	1552	240	437	59	5	31	206	119	246	599	66	7	21	71-85	.340	.386	1152	673	78	.959
Opponents	.258	59	1499	186	386	66	1	20	162	118	265	514	39	9	9	60-68	.314	.343	1148	516	89	.949
2003	AVG	GP	AB	R	H	2B	3B	HR	RBI	BB	SO	TB	SH	SF	HBP	SB-ATT	OBP	SLG	PO	A	E	FLD
Purdue	.302	61	1563	299	472	71	13	41	266	166	273	692	60	18	34	95-114	.377	.443	1157	508	51	.970
Opponents	.227	61	1425	157	324	49	5	31	135	124	319	476	48	2	21	25-44	.298	.334	1153	519	77	.956
2004	AVG	GP	AB	R	H	2B	3B	HR	RBI	BB	SO	TB	SH	SF	HBP	SB-ATT	OBP	SLG	PO	A	E	FLD
Purdue	.268	57	1477	209	396	64	10	28	188	123	252	564	54	3	31	75-92	.337	.382	1132	441	67	.959
Opponents	.233	57	1389	160	324	55	9	19	134	146	341	454	50	6	16	24-57	.312	.327	1123	478	79	.953
2005	AVG	GP	AB	R	H	2B	3B	HR	RBI	BB	SO	TB	SH	SF	HBP	SB-ATT	OBP	SLG	PO	A	E	FLD
Purdue	.265	59	1499	221	397	62	8	25	201	151	287	550	61	14	37	50-71	.344	.367	1191	498	53	.970
Opponents	.243	59	1503	177	365	51	9	28	159	118	338	518	51	7	12	24-38	.302	.345	1177	499	57	.967
2006	AVG	GP	AB	R	H	2B	3B	HR	RBI	BB	SO	TB	SH	SF	HBP	SB-ATT	OBP	SLG	PO	A	E	FLD
Purdue	.272	60	1547	233	421	66	7	26	202	127	323	579	91	8	33	84-114	.339	.374	1179	516	91	.949
Opponents	.256	60	1522	225	390	81	10	27	191	167	294	572	63	8	44	33-53	.345	.376	1215	556	77	.958
2007	AVG	GP	AB	R	H	2B	3B	HR	RBI	BB	SO	TB	SH	SF	HBP	SB-ATT	OBP	SLG	PO	A	E	FLD
Purdue	.278	66	1714	308	477	73	12	44	257	189	403	706	90	4	34	93-124	.361	.412	1304	667	110	.947
Opponents	.277	66	1757	249	487	75	13	37	214	96	217	699	62	9	10	39-54	.317	.398	1335	580	108	.947
2008	AVG	GP	AB	R	H	2B	3B	HR	RBI	BB	SO	TB	SH	SF	HBP	SB-ATT	OBP	SLG	PO	A	E	FLD
Purdue	.271	58	1450	231	393	60	11	32	198	155	323	571	97	7	34	29-46	.354	.394	1145	526	58	.966
Opponents	.239	58	1441	205	344	64	4	23	181	189	267	485	44	7	32	61-77	.339	.337	1135	481	90	.947
2009	AVG	GP	AB	R	H	2B	3B	HR	RBI	BB	SO	TB	SH	SF	HBP	SB-ATT	OBP	SLG	PO	A	E	FLD
Purdue	.255	51	1323	215	338	63	8	29	185	120	288	504	63	13	45	100-112	.335	.381	1049	468	52	.967
Opponents	.233	51	1310	157	305	40	6	22	140	140	253	423	46	6	38	39-52	.323	.323	1040	443	75	.952

BATTING & DEFENSIVE STATISTICS



2010	AVG	GP	AB	R	H	2B	3B	HR	RBI	BB	SO	TB	SH	SF	HBP	SB-ATT	OBP	SLG	PO	A	E	FLD
Purdue	.267	54	1372	241	366	63	18	32	190	143	281	561	66	9	34	144-166	.349	.409	1079	529	62	.963
Opponents	.243	54	1397	211	340	45	7	29	188	133	248	486	36	4	27	41-52	.320	.348	1077	443	87	.946
2011	AVG	GP	AB	R	H	2B	3B	HR	RBI	BB	SO	TB	SH	SF	HBP	SB-ATT	OBP	SLG	PO	A	E	FLD
Purdue	.313	50	1347	250	421	65	14	36	226	109	252	622	29	5	18	99-125	.371	.462	973	472	82	.946
Opponents	.238	50	1256	165	299	51	9	23	135	87	235	437	35	5	22	32-45	.298	.348	977	416	82	.944
2012	AVG	GP	AB	R	H	2B	3B	HR	RBI	BB	SO	TB	SH	SF	HBP	SB-ATT	OBP	SLG	PO	A	E	FLD
Purdue	.313	53	1433	284	448	74	18	30	251	175	232	648	17	8	26	97-117	.395	.452	1005	470	67	.957
Opponents	.294	53	1383	233	407	64	10	31	201	123	206	584	32	7	18	44-57	.358	.422	1009	432	83	.946
2013	AVG	GP	AB	R	H	2B	3B	HR	RBI	BB	SO	TB	SH	SF	HBP	SB-ATT	OBP	SLG	PO	A	E	FLD
Purdue	.269	55	1473	216	396	52	8	19	182	174	255	521	52	6	39	120-148	.360	.354	1111	442	60	.963
Opponents	.272	55	1483	207	403	69	7	27	184	104	227	567	38	11	24	32-41	.327	.382	1145	478	72	.958
2014	AVG	GP	AB	R	H	2B	3B	HR	RBI	BB	SO	TB	SH	SF	HBP	SB-ATT	OBP	SLG	PO	A	E	FLD
Purdue	.297	56	1460	233	433	82	7	41	216	162	231	652	35	11	25	63-78	.374	.447	1084	398	69	.956
Opponents	.260	56	1429	206	371	41	11	39	182	114	281	551	34	14	19	51-65	.320	.386	1082	457	56	.965
2015	AVG	GP	AB	R	H	2B	3B	HR	RBI	BB	SO	TB	SH	SF	HBP	SB-ATT	OBP	SLG	PO	A	E	FLD
Purdue	.279	56	1450	223	405	65	16	26	204	141	303	580	40	10	43	87-105	.358	.400	1116	356	46	.970
Opponents	.213	56	1391	164	296	53	4	29	153	147	399	444	23	6	25	42-56	.298	.319	1102	433	68	.958
2016	AVG	GP	AB	R	H	2B	3B	HR	RBI	BB	SO	TB	SH	SF	HBP	SB-ATT	OBP	SLG	PO	A	E	FLD
Purdue	.242	55	1414	200	342	56	14	25	176	112	291	501	34	10	43	80-96	.315	.354	1105	327	70	.953
Opponents	.246	55	1431	209	352	53	6	38	187	123	354	531	39	7	51	47-67	.326	.354	1118	446	70	.957



PITCHING STATISTICS

1994	W-L	ERA	G	GS	CG	ShO	SV	IP	H	R	ER	HR	BB	SO	HB	WP
Purdue	21-17	2.44	39	39	36	8	0	261.0	267	121	91	8	98	75	6	1
Opponents	17-21	3.06	39	39	27	5	2	260.7	272	154	114	6	89	154	11	10
1995	W-L	ERA	G	GS	CG	ShO	SV	IP	H	R	ER	HR	BB	SO	HB	WP
Purdue	23-31	2.97	54	54	35	6	5	374.1	370	215	159	8	149	222	27	29
Opponents	31-23	2.4	54	54	38	6	3	378.2	374	169	130	9	98	187	12	21
1996	W-L	ERA	G	GS	CG	ShO	SV	IP	H	R	ER	HR	BB	SO	HB	WP
Purdue	36-21	2.44	57	57	42	9	4	385.0	347	180	134	8	154	322	18	34
Opponents	21-36	2.59	57	57	39	3	1	376.1	422	193	139	10	85	164	10	21
1997	W-L	ERA	G	GS	CG	ShO	SV	IP	H	R	ER	HR	BB	SO	HB	WP
Purdue	41-25	2.62	66	66	37	10	11	443.0	437	216	166	19	155	279	15	18
Opponents	25-41	2.68	66	66	34	5	1	440.2	489	235	169	22	89	183	14	24
1998	W-L	ERA	G	GS	CG	ShO	SV	IP	H	R	ER	HR	BB	SO	HB	WP
Purdue	29-30	2.77	59	59	29	11	2	397.1	376	195	157	11	185	265	9	36
Opponents	30-29	2.68	59	59	40	7	1	400.1	424	210	153	17	106	172	12	22
1999	W-L	ERA	G	GS	CG	ShO	SV	IP	H	R	ER	HR	BB	SO	HB	WP
Purdue	30-26	2.83	56	56	29	6	3	378.1	398	197	153	9	140	162	7	35
Opponents	26-30	3.1	56	56	37	6	0	375.0	432	226	166	14	89	207	15	23
2000	W-L	ERA	G	GS	CG	ShO	SV	IP	H	R	ER	HR	BB	SO	HB	WP
Purdue	33-28	1.67	61	61	22	18	6	424.0	311	155	101	12	107	268	16	24
Opponents	28-33	2.29	61	61	40	10	3	422.2	398	179	138	26	103	299	20	30
2001	W-L	ERA	G	GS	CG	ShO	SV	IP	H	R	ER	HR	BB	SO	HB	WP
Purdue	34-24	1.43	59	59	22	18	11	410.0	318	150	84	5	147	290	18	41
Opponents	24-34	2.07	59	59	40	7	2	405.0	378	154	120	21	92	271	13	26
2002	W-L	ERA	G	GS	CG	ShO	SV	IP	H	R	ER	HR	BB	SO	HB	WP
Purdue	33-26	2.5	59	59	21	15	10	384.0	386	186	137	20	118	265	9	24
Opponents	26-33	3.07	59	59	29	6	2	382.2	436	239	168	31	119	246	21	31
2003	W-L	ERA	G	GS	CG	ShO	SV	IP	H	R	ER	HR	BB	SO	HB	WP
Purdue	34-27	2.18	61	61	26	18	5	385.2	324	157	120	31	124	319	21	20
Opponents	27-34	4.32	61	61	27	10	4	384.1	472	299	237	41	166	273	34	19
2004	W-L	ERA	G	GS	CG	ShO	SV	IP	H	R	ER	HR	BB	SO	HB	WP
Purdue	32-25	1.95	57	57	34	13	1	377.1	324	160	105	19	146	341	16	14
Opponents	25-32	2.88	57	57	28	14	4	374.1	396	209	154	28	123	252	31	20
2005	W-L	ERA	G	GS	CG	ShO	SV	IP	H	R	ER	HR	BB	SO	HB	WP
Purdue	34-24	2.52	59	59	27	12	6	397.0	365	177	143	28	118	338	12	18
Opponents	24-34	3.19	59	59	29	7	1	392.1	397	221	179	25	151	387	37	28
2006	W-L	ERA	G	GS	CG	ShO	SV	IP	H	R	ER	HR	BB	SO	HB	WP
Purdue	30-30	3.06	60	60	40	7	0	393.0	390	225	172	27	167	294	44	9
Opponents	30-30	2.96	60	60	30	13	2	405.0	421	233	171	26	127	323	33	27
2007	W-L	ERA	G	GS	CG	ShO	SV	IP	H	R	ER	HR	BB	SO	HB	WP
Purdue	33-32	2.77	66	66	52	14	2	434.2	487	249	172	37	96	217	10	13
Opponents	32-33	3.57	66	66	27	4	7	445.0	477	308	227	44	189	403	34	36
2008	W-L	ERA	G	GS	CG	ShO	SV	IP	H	R	ER	HR	BB	SO	HB	WP
Purdue	35-23	2.90	58	58	31	11	4	381.2	344	205	158	23	189	267	32	25
Opponents	23-35	3.05	58	58	25	8	7	378.1	393	231	165	32	155	323	34	28
2009	W-L	ERA	G	GS	CG	ShO	SV	IP	H	R	ER	HR	BB	SO	HB	WP
Purdue	31-20	2.34	51	51	32	9	0	349.2	305	157	117	22	140	253	38	22
Opponents	20-31	3.21	51	51	29	3	1	346.2	338	215	159	29	120	288	45	24

PITCHING STATISTICS



2010	W-L	ERA	G	GS	CG	ShO	SV	IP	H	R	ER	HR	BB	SO	HB	WP
Purdue	27-27	3.15	54	54	34	10	4	359.2	340	211	162	29	133	248	27	17
Opponents	27-27	3.61	54	54	35	8	3	359.0	366	241	185	32	143	281	34	27
2011	W-L	ERA	G	GS	CG	ShO	SV	IP	H	R	ER	HR	BB	SO	HB	WP
Purdue	30-18	2.29	50	50	38	10	0	324.1	299	165	106	23	87	235	22	14
Opponents	18-30	4.26	50	50	23	5	2	325.2	421	250	198	36	109	252	18	18
2012	W-L	ERA	G	GS	CG	ShO	SV	IP	H	R	ER	HR	BB	SO	HB	WP
Purdue	31-22	3.91	53	53	26	6/2	1	335	407	233	187	31	123	206	18	19
Opponents	22-31	4.68	53	53	23	1/1	3	336.1	448	284	225	30	175	232	26	21
2013	W-L	ERA	G	GS	CG	ShO	SV	IP	H	R	ER	HR	BB	SO	HB	WP
Purdue	23-32	3.35	55	55	19	6/4	2	370.1	403	207	177	27	104	227	24	10
Opponents	32-23	2.99	55	55	32	7/1	1	381.2	396	216	163	19	174	255	39	23
2014	W-L	ERA	G	GS	CG	ShO	SV	IP	H	R	ER	HR	BB	SO	HB	WP
Purdue	27-28	3.02	56	56	30	8/1	1	361.1	371	206	156	39	114	281	19	2
Opponents	28-27	3.69	56	56	30	6/0	4	360.2	433	233	190	41	162	231	25	26
2015	W-L	ERA	G	GS	CG	ShO	SV	IP	H	R	ER	HR	BB	SO	HB	WP
Purdue	31-25	2.52	56	56	29	10/4	1	372.0	296	164	134	29	147	399	25	17
Opponents	25-31	3.54	56	56	36	9/1	2	367.1	405	223	186	26	141	303	43	36
2016	W-L	ERA	G	GS	CG	ShO	SV	IP	H	R	ER	HR	BB	SO	HB	WP
Purdue	27-28	3.04	55	55	29	8/2	5	368.1	352	209	160	38	123	354	51	16
Opponents	28-27	2.97	55	55	21	8/3	5	372.2	342	200	158	25	112	291	43	29



YEARLY BATTING LEADERS

Games Played			Runs			Runs Batted In		
1994	Five tied	39	1994	Susan Denny	28	1994	Susan Denny	32
1995	Five tied	54	1995	Jenny Schoen	39	1995	Susan Denny	38
1996	Angie Myers	57	1996	Jennifer Blasnick	33	1996	Angie Myers	21
1997	Billen, Blasnick, Mercier	66	1997	Jenny Schoen	32	1997	Jenny Schoen	36
1998	Six tied	59	1998	Sam Mercier	32	1998	Jenny Schoen	29
1999	Crabtree, Mercier, Nixon, Smart	56	1999	Shahara Nixon	39	1999	Denise Szany	33
2000	Seven tied	61	2000	Shahara Nixon	30	2000	Katie Crabtree	33
2001	Crabtree, Jones	59	2001	Katie Crabtree	33	2001	Heidi Foster	25
2002	Seven tied	59	2002	Katie Crabtree	43	2002	Heidi Foster	47
2003	Hillsey, Foster, Roembke	61	2003	Andrea Hillsey	49	2003	Heidi Foster	53
2004	Absher, Knight, Lilley	57	2004	Tricia Lilley	33	2004	Tricia Lilley	33
2005	Five tied	59	2005	Andrea Hillsey	44	2005	DaQueta Johnson	44
2006	Falzon, Johnson, Peterson	60	2006	Tricia Lilley	36	2006	DaQueta Johnson	46
2007	Barr, Mitchell	65	2007	Katie Mitchell	54	2007	Katie Mitchell	54
2008	Five tied	58	2008	Ashley Hall	36	2008	Candace Curtis	44
2009	Curtis, Garst, Horiuchi	51	2009	Liane Horiuchi	43	2009	Candace Curtis	32
2010	Garst, Alexander, Barr	54	2010	Liane Horiuchi	42	2010	Alexander, Monchek	27
2011	Varsho, Garst, Rains, Courtney	50	2011	Molly Garst	39	2011	Shelby Krammer	31
2012	Rains, Garst, Courtney, Varsho, Chiodo, Fletcher	53	2012	Molly Garst	44	2012	Lindsey Rains	34
2013	Varsho, Burkhardt, Rains, Fletcher	55	2013	Ashley Burkhardt	40	2013	Andie Varsho	39
2014	Varsho, Burkhardt	56	2014	Andie Varsho	45	2014	Ashley Burkhardt	43
2015	Burkhardt, Andrew, Hoppman, Hampton, Hughes, Gooding	56	2015	Ashley Burkhardt	43	2015	Ashley Burkhardt	48
2016	Gooding, Hoppman, Stewart	55	2016	Lauren Stewart	34	2016	Katie Harrison	25
Batting Average (min. 20 AB)			Hits			Walks		
1994	Jennifer Blasnick	.362	1994	Blasnick, Denny	42	1994	Angie Myers	15
1995	Susan Denny	.390	1995	Jenny Schoen	66	1995	Jenny Schoen	15
1996	Jennifer Blasnick	.327	1996	Angie Myers	62	1996	Kristin Billen	12
1997	Jenny Schoen	.373	1997	Jenny Schoen	75	1997	Bottino, Denny	13
1998	Sam Mercier	.350	1998	Sam Mercier	69	1998	Denise Szany	31
1999	Sam Mercier	.333	1999	Sam Mercier	62	1999	Denise Szany	24
2000	Katie Crabtree	.332	2000	Katie Crabtree	65	2000	Jesse Jones	20
2001	Andrea Roush	.347	2001	Katie Crabtree	63	2001	Crabtree, Jones	16
2002	Angi Roembke	.353	2002	Katie Crabtree	71	2002	Jesse Jones	26
2003	Andrea Hillsey	.454	2003	Andrea Hillsey	74	2003	Andrea Hillsey	40
2004	Tricia Lilley	.350	2004	Tricia Lilley	62	2004	Erika Peterson	18
2005	Andrea Hillsey	.373	2005	Andrea Hillsey	59	2005	Andrea Hillsey	40
2006	Tricia Lilley	.344	2006	Tricia Lilley	56	2006	Erika Peterson	23
2007	Katie Mitchell	.383	2007	Ashley Hall	85	2007	Kelsey Hauptert	27
2008	Kelly Miller	.352	2008	Kelly Miller	57	2008	Candace Curtis	27
2009	Liane Horiuchi	.348	2009	Candace Curtis	50	2009	Liane Horiuchi	23
2010	Molly Garst	.391	2010	Molly Garst	68	2010	Liane Horiuchi	25
2011	Andie Varsho	.426	2011	Andie Varsho	69	2011	Molly Garst	18
2012	Lindsey Rains	.361	2012	Molly Garst	64	2012	Danielle Fletcher	33
2013	Andie Varsho	.415	2013	Andie Varsho	71	2013	Andie Varsho	29
2014	Andie Varsho	.416	2014	Andie Varsho	74	2014	Tori Chiodo	34
2015	Ashley Burkhardt	.393	2015	Ashley Burkhardt	64	2015	Ashley Burkhardt	26
2016	Kristen Hoppman	.313	2016	Kristen Hoppman	56	2016	Katie Harrison	21
			Doubles			Slugging Percentage (min. 20 AB)		
1994	Susan Denny	11	1994	Susan Denny	11	1994	Susan Denny	.613
1995	Susan Denny	13	1995	Susan Denny	13	1995	Jenny Schoen	.540
1996	Jennifer Blasnick	10	1996	Jennifer Blasnick	10	1996	Angie Myers	.474
1997	Sam Mercier	14	1997	Sam Mercier	14	1997	Jenny Schoen	.537
1998	Mercier, Schoen	11	1998	Mercier, Schoen	11	1998	Boland, Schoen	.462
1999	Denise Szany	14	1999	Denise Szany	14	1999	Denise Szany	.478
2000	Katie Crabtree	12	2000	Katie Crabtree	12	2000	Katie Crabtree	.617
2001	Katie Crabtree	18	2001	Katie Crabtree	18	2001	Katie Crabtree	.543
2002	Crabtree, Foster	11	2002	Crabtree, Foster	11	2002	Katie Crabtree	.589
2003	Heidi Foster	17	2003	Heidi Foster	17	2003	Andrea Hillsey	.681
2004	Staci Falzon	12	2004	Staci Falzon	12	2004	Tricia Lilley	.531
			Triples					
1994	Jennifer Blasnick	7	1994	Jennifer Blasnick	7	1994	Angie Myers	15
1995	Jenny Schoen	7	1995	Jenny Schoen	7	1995	Jenny Schoen	15
1996	Angie Myers	5	1996	Angie Myers	5	1996	Kristin Billen	12
1997	Nixon, Schoen	2	1997	Nixon, Schoen	2	1997	Bottino, Denny	13
1998	Laura Bottino	4	1998	Laura Bottino	4	1998	Denise Szany	31
1999	Katie Crabtree	4	1999	Katie Crabtree	4	1999	Denise Szany	24
2000	Katie Crabtree	4	2000	Katie Crabtree	4	2000	Jesse Jones	20
2001	Crabtree, Tortorelli	2	2001	Crabtree, Tortorelli	2	2001	Crabtree, Jones	16
2002	Katie Crabtree	2	2002	Katie Crabtree	2	2002	Jesse Jones	26
2003	Andrea Hillsey	4	2003	Andrea Hillsey	4	2003	Andrea Hillsey	40
2004	Angela Knight	4	2004	Angela Knight	4	2004	Erika Peterson	18
2005	Staci Falzon	4	2005	Staci Falzon	4	2005	Andrea Hillsey	40
2006	Tricia Lilley	3	2006	Tricia Lilley	3	2006	Erika Peterson	23
2007	Ashley Hall	5	2007	Ashley Hall	5	2007	Kelsey Hauptert	27
2008	Ashley Hall	8	2008	Ashley Hall	8	2008	Candace Curtis	27
2009	Liane Horiuchi	4	2009	Liane Horiuchi	4	2009	Liane Horiuchi	23
2010	Liane Horiuchi	6	2010	Liane Horiuchi	6	2010	Liane Horiuchi	25
2011	Andie Varsho	5	2011	Andie Varsho	5	2011	Molly Garst	18
2012	Lindsey Rains	4	2012	Lindsey Rains	4	2012	Danielle Fletcher	33
2013	Varsho, Burkhardt, Chiodo	2	2013	Varsho, Burkhardt, Chiodo	2	2013	Andie Varsho	29
2014	Ashley Burkhardt	2	2014	Ashley Burkhardt	2	2014	Tori Chiodo	34
2015	Burkhardt, Koorsen	3	2015	Burkhardt, Koorsen	3	2015	Ashley Burkhardt	26
2016	Kristen Hoppman	5	2016	Kristen Hoppman	5	2016	Katie Harrison	21
			Home Runs					
1994	Susan Denny	4	1994	Susan Denny	4	1994	Susan Denny	.613
1995	Denny, Schoen	3	1995	Denny, Schoen	3	1995	Jenny Schoen	.540
1996	Angie Myers	3	1996	Angie Myers	3	1996	Angie Myers	.474
1997	Blasnick, Schoen	6	1997	Blasnick, Schoen	6	1997	Jenny Schoen	.537
1998	Jenny Schoen	5	1998	Jenny Schoen	5	1998	Boland, Schoen	.462
1999	Crabtree, Nixon, Szany	3	1999	Crabtree, Nixon, Szany	3	1999	Denise Szany	.478
2000	Katie Crabtree	12	2000	Katie Crabtree	12	2000	Katie Crabtree	.617
2001	Heidi Foster	8	2001	Heidi Foster	8	2001	Katie Crabtree	.543
2002	Katie Crabtree	12	2002	Katie Crabtree	12	2002	Katie Crabtree	.589
2003	Heidi Foster	11	2003	Heidi Foster	11	2003	Andrea Hillsey	.681
2004	DaQueta Johnson	7	2004	DaQueta Johnson	7	2004	Tricia Lilley	.531
2005	Andrea Hillsey	9	2005	Andrea Hillsey	9	2005	Andrea Hillsey	.652
2006	DaQueta Johnson	10	2006	DaQueta Johnson	10	2006	DaQueta Johnson	.541
2007	Katie Mitchell	14	2007	Katie Mitchell	14			
2008	Candace Curtis	11	2008	Candace Curtis	11			
2009	Katie Mitchell	12	2009	Katie Mitchell	12			
2010	Alexander, Horiuchi	5	2010	Alexander, Horiuchi	5			
2011	Molly Garst	7	2011	Molly Garst	7			
2012	Danielle Fletcher	8	2012	Danielle Fletcher	8			
2013	Danielle Fletcher	6	2013	Danielle Fletcher	6			
2014	Burkhardt, Fletcher	10	2014	Burkhardt, Fletcher	10			
2015	Ashley Burkhardt	11	2015	Ashley Burkhardt	11			
2016	Katie Harrison	6	2016	Katie Harrison	6			

YEARLY BATTING/PITCHING LEADERS

2007	Katie Mitchell	.697
2008	Candace Curtis	.594
2009	Liane Horiuchi	.624
2010	Molly Garst	.557
2011	Molly Garst	.611
2012	Danielle Fletcher	.557
2013	Andie Varsho	.591
2014	Ashley Burkhardt	.609
2015	Ashley Burkhardt	.681
2016	Katie Harrison	.512

On-Base Percentage (min. 20 AB)

1994	Jennifer Blasnick	.408
1995	Susan Denny	.422
1996	Kristen Billen	.382
1997	Kristie Boland	.377
1998	Denise Szany	.463
1999	Denise Szany	.419
2000	Jesse Jones	.395
2001	Katie Crabtree	.398
2002	Andrea Hillsey	.443
2003	Andrea Hillsey	.563
2004	Tricia Lilley	.408
2005	Andrea Hillsey	.505
2006	Tricia Lilley	.444
2007	Ashley Hall	.434
2008	Candace Curtis	.431
2009	Liane Horiuchi	.500
2010	Molly Garst	.443
2011	Andie Varsho	.457
2012	Ashley Courtney	.457
2013	Andie Varsho	.500
2014	Andie Varsho	.490
2015	Ashley Burkhardt	.474
2016	Katie Harrison	.401

Stolen Bases

1994	Jody Meister	15-18
1995	Jenny Schoen	22-27
1996	Jody Meister	20-22
1997	Tanya Stall	18-20
1998	Shahara Nixon	18-21
1999	Katie Crabtree	25-27
2000	Shahara Nixon	19-22
2001	Andrea Roush	20-24
2002	Angi Roembke	20-26
2003	Angi Roembke	28-30
2004	Staci Falzon	14-14
2005	Katie Absher	9-14
2006	Ashley Hall	20-21
2007	Ashley Hall	36-44
2008	Ashley Hall	8-11
2009	Liane Horiuchi	42-42
2010	Liane Horiuchi	43-46
	Molly Garst	43-49
2011	Andie Varsho	34-38
	Molly Garst	34-42
2012	Molly Garst	28-31
2013	Andie Varsho	29-35
2014	Andie Varsho	26-31
2015	Ashley Burkhardt	28-33
2016	Kristen Hoppman	28-34

Appearances

1994	Deana Jackson	36
1995	Jenn Markert	33
1996	Jenn Markert	24
1997	Sheryl Scheve	38
1998	Sheryl Scheve	47
1999	Nicole Crouse	38
2000	Leighann Burke	35
2001	Leighann Burke	39
2002	Leighann Burke	37
2003	Leighann Burke	49
2004	Brooke Baker	43
2005	Brooke Baker	42
2006	Brooke Baker	36
2007	Brooke Baker	51
2008	Dana Alcocer	40
2009	Suzie Rzegocki	41
2010	Suzie Rzegocki	50
2011	Suzie Rzegocki	45
2012	Lexy Moore	39
2013	Lilly Fecho	39
2014	Lilly Fecho	39
2015	Lilly Fecho	43
2016	Lilly Fecho	39

Complete Games

1994	Deana Jackson	33
1995	Jenn Markert	22
1996	Jenn Markert	18
1997	Sheryl Scheve	23
1998	Sheryl Scheve	21
1999	Nicole Crouse	17
2000	Meagan Dooley	11
2003	Leighann Burke	16
2004	Brooke Baker	20
2005	Brooke Baker	15
2006	Brooke Baker	21
2007	Brooke Baker	39
2008	Dana Alcocer	17
2009	Suzie Rzegocki	24
2010	Suzie Rzegocki	34
2011	Suzie Rzegocki	35
2012	Lexy Moore	20
2013	Fecho, Moore	9
2014	Lilly Fecho	28
2015	Lilly Fecho	26
2016	Lilly Fecho	24

Shutouts

1994	Deana Jackson	8
1995	Jenn Markert	5
1996	Jenn Markert	3
1997	Sheryl Scheve	6
1998	Jenny Deno, Sheryl Scheve	4
1999	Nicole Crouse	5
2000	Meagan Dooley	6
2001	Leighann Burke, Nicole Crouse	4
2002	Nicole Crouse	6
2003	Leighann Burke	10
2004	Brooke Baker	7
2005	Brooke Baker	4
2006	Diana LaRiva	5
2007	Brooke Baker	12
2008	Suzie Rzegocki	5
2009	Suzie Rzegocki	6
2010	Suzie Rzegocki	8
2011	Suzie Rzegocki	10
2012	Lexy Moore	3
2013	Petruzzi, Moore	1
2014	Lilly Fecho	6
2015	Lilly Fecho	6
2016	Lilly Fecho	5

Innings Pitched

1994	Deana Jackson	234.1
1995	Jenn Markert	189.2
1996	Jenn Markert	149.2
1997	Sheryl Scheve	232.0
1998	Sheryl Scheve	253.0
1999	Nicole Crouse	182.0
2000	Meagan Dooley	153.2
2001	Leighann Burke	184.0
2002	Leighann Burke	154.2
2003	Leighann Burke	207.2
2004	Brooke Baker	205.0
2005	Brooke Baker	192.0
2006	Brooke Baker	183.1
2007	Brooke Baker	295.0
2008	Dana Alcocer	198.2
2009	Suzie Rzegocki	237.0
2010	Suzie Rzegocki	276.1
2011	Suzie Rzegocki	259.2
2012	Lexy Moore	190.2
2013	Lexy Moore	169.2
2014	Lilly Fecho	223.0
2015	Lilly Fecho	242.2
2016	Lilly Fecho	218.1



YEARLY PITCHING LEADERS

Wins

1994	Deana Jackson	20-14
1995	Jenn Markert	15-11
1996	Jenn Markert	15-6
1997	Sheryl Scheve	25-10
1998	Sheryl Scheve	22-19
1999	Meagan Dooley	14-11
2000	Meagan Dooley	12-11
2001	Leighann Burke	12-11
2002	Leighann Burke	13-11
2003	Leighann Burke	20-15
2004	Brooke Baker	17-12
2005	Brooke Baker	15-16
2006	Brooke Baker	13-15
2007	Brooke Baker	26-17
2008	Dana Alcocer	19-14
2009	Suzie Rzegocki	24-12
2010	Suzie Rzegocki	21-22
2011	Suzie Rzegocki	26-17
2012	Lexy Moore	20-12
2013	Lexy Moore	11-15
2014	Lilly Fecho	21-16
2015	Lilly Fecho	20-17
2016	Lilly Fecho	18-14

Saves

1994	n/a	0
1995	Jenn Markert, Jaime Martino	2
1996	Jenn Markert	2
1997	Sheryl Scheve	4
1998	Jenny Deno, Jaime Martino	1
1999	Nicole Crouse	2
2000	Leighann Burke	3
2001	Leighann Burke	5
2002	Nicole Course	4
2003	Diana LaRiva	3
2004	Brooke Baker	1
2005	Brooke Baker, Melissa Burns	3
2006	n/a	0
2007	Brooke Baker, Ashley DiDomenico	1
2008	Suzie Rzegocki	3
2009	n/a	0
2010	Suzie Rzegocki	3
2011	n/a	0
2012	Lexy Moore	1
2013	Lilly Fecho	2
2014	Alex Whittemore	1
2015	Lilly Fecho	1
2016	Lilly Fecho	3

Earned Run Average

1994	Deana Jackson	2.45
1995	Jenn Markert	1.99
1996	Jenn Markert	1.78
1997	Sheryl Scheve	1.75
1998	Sheryl Scheve	2.27
1999	Nicole Crouse	2.12
2000	Meagan Dooley	0.73
2001	Leighann Burke	1.07
2002	Leighann Burke	2.35
2003	Leighann Burke	1.89
2004	Brooke Baker	1.88
2005	Diana LaRiva	2.17
2006	Diana LaRiva	2.81
2007	Brooke Baker	2.33
2008	Suzie Rzegocki	2.55
2009	Suzie Rzegocki	1.48
2010	Suzie Rzegocki	2.56
2011	Suzie Rzegocki	2.18
2012	Lexy Moore	3.41
2013	Alex Whittemore	2.75
2014	Alex Whittemore	2.80
2015	Lilly Fecho	2.02
2016	Lilly Fecho	2.05

Strikeouts

1994	Deana Jackson	70
1995	Jenn Markert	125
1996	Jenn Markert	179
1997	Sheryl Scheve	183
1998	Sheryl Scheve	188
1999	Nicole Crouse	87
2000	Leighann Burke	129
2001	Leighann Burke	156
2002	Leighann Burke	116
2003	Diana LaRiva	162
2004	Diana LaRiva	196
2005	Diana LaRiva	149
2006	Diana LaRiva	113
2007	Brooke Baker	174
2008	Dana Alcocer	138
2009	Suzie Rzegocki	187
2010	Suzie Rzegocki	216
2011	Suzie Rzegocki	200
2012	Lexy Moore	118
2013	Lilly Fecho	107
2014	Lilly Fecho	196
2015	Lilly Fecho	295
2016	Lilly Fecho	219

SERIES RECORDS



Opponent	First Mtg	Last Mtg	Rec.	Opponent	First Mtg	Last Mtg	Rec.	Opponent	First Mtg	Last Mtg	Rec.
Akron	1996	2005	1-2	Green Bay	2014	2014	1-0	Northern Colorado	2012	2012	1-0
Alabama	2008	2014	0-3	Hampton	2013	2013	1-0	Northern Illinois	1994	2015	11-3
Appalachian State	2008	2009	2-1	Hofstra	1998	2011	2-3	Northern Iowa	1995	2015	3-2
Arizona	2009	2016	0-4	Houston	2010	2014	2-2	Northwestern	1995	2016	15-34
Arizona State	1995	2010	1-5	Idaho State	2007	2007	1-0	Notre Dame	1997	2012	9-15
Arkansas	1999	2005	1-2	Illinois	2001	2016	15-21	Oakland	2002	2015	2-0
Auburn	2001	2014	1-2	Illinois-Chicago	1998	2005	4-4	Ohio	1997	2006	3-1
Austin Peay	2009	2009	1-0	Illinois State	1996	1996	0-1	Ohio State	1995	2016	20-23
Ball State	1995	2015	19-4	Indiana	1994	2016	30-20	Oklahoma	2000	2000	0-1
Baylor	2000	2014	1-6	Indiana State	1994	2015	16-4	Oklahoma City	1997	1997	1-0
Belmont	1998	2012	2-0	Indianapolis	1994	1994	2-0	Oklahoma State	2002	2008	3-1
Bethune-Cookman	2002	2015	4-1	Iowa	1995	2016	12-42	Oregon	1995	2012	1-6
Boston College	2009	2009	1-0	Iowa State	2000	2016	5-3	Oregon State	2003	2006	0-2
Boston University	2000	2000	0-1	IPFW	1994	2015	9-0	Pacific	1996	2016	6-2
Bowling Green	1998	2011	4-3	IUPUI	1999	2013	21-1	Penn State	1995	2014	24-23-1
Bradley	1994	2006	2-4	Jacksonville	2006	2008	3-0	Pittsburgh	2003	2007	4-0
Bryant	2012	2014	1-1	Jacksonville State	2008	2014	2-1	Portland State	2003	2010	0-3
Buffalo	2010	2011	3-0	Kansas	2003	2005	1-2	Quinnipiac	2014	2015	2-0
Butler	1994	2016	19-5-1	Kennesaw State	2007	2007	0-2	Radford	2000	2001	2-0
BYU	2005	2012	0-5	Kent State	2000	2014	1-2	Rutgers	2009	2015	2-3
California	1999	2012	0-5	Kentucky	2000	2011	1-3	Sacramento State	2001	2004	0-2
Cal Poly	1999	2016	2-3	Lehigh	2016	2016	0-1	Saint Joseph's	2015	2015	1-0
Cal State Bakersfield	2016	2016	1-0	Liberty	1999	2009	2-1	Saint Louis	1994	2010	3-0
Cal State Fullerton	1997	2015	3-7	Long Beach State	1998	2010	1-2	Saint Mary's (Calif.)	1997	2007	7-1
Cal State Northridge	2010	2010	0-1	Long Island	2004	2015	6-0	Sam Houston State	2013	2013	0-2
Campbell	2004	2004	1-0	Longwood	2012	2012	1-0	Samford	2004	2014	1-1
Canisius	1994	2006	1-2	Louisiana-Lafayette	2005	2014	1-4-1	San Diego	2010	2010	1-0
Centenary College	2008	2008	2-0	Louisiana-Monroe	2000	2000	1-0	San Diego State	2000	2015	3-3
Central Arkansas	2012	2012	1-0	Louisiana State	2008	2013	0-4	San Jose State	1996	2007	2-2
Central Connecticut St.	2015	2015	1-1	Louisiana Tech	2001	2011	2-0	Santa Clara	1999	2007	3-0
Central Florida	2003	2016	4-0	Louisville	2003	2010	2-5	Seton Hall	2000	2016	2-0
Central Michigan	1998	2014	3-2	Loyola (Chicago)	1996	2013	13-4	South Alabama	2008	2012	1-1
Coastal Carolina	1994	2014	1-3	Loyola Marymount	1997	1997	2-0	South Carolina	2000	2006	0-2
Coker College	1994	1994	1-1	Marist	2007	2007	1-0	South Florida	2000	2016	3-3
Colgate	2015	2015	1-0	Marshall	1998	1999	1-2	Southeastern Louisiana	2013	2013	1-1
College of Charleston	2016	2016	1-0	Maryland	2000	2000	1-0	Southern Illinois	1995	2011	3-2
Colorado State	1999	2007	2-1	Massachusetts	1995	2006	2-1	Southern Utah	1998	2016	4-0
Connecticut	2000	2000	0-1	McNeese State	1995	1996	0-2	Southwest Missouri State	1994	2001	2-2
Dayton	1994	2004	5-0	Memphis	2015	2015	1-0	St. Bonaventure	2016	2016	1-0
DePaul	1994	2016	0-2	Mercer	2004	2011	2-1	Stanford	2006	2008	0-3
Detroit	2005	2005	2-0	Miami (Ohio)	1995	2011	11-0-1	Stony Brook	2015	2015	0-1
Drake	2013	2013	1-0	Michigan	1995	2014	3-43	Syracuse	2001	2016	5-1
East Carolina	1994	2008	4-2	Michigan State	1995	2014	30-20	Temple	1999	2012	6-1
Eastern Illinois	1994	2003	5-1	Middle Tennessee State	2007	2011	1-2	Tennessee	1996	2015	1-3
Eastern Kentucky	1996	1999	2-0	Minnesota	1995	2016	21-30	Tennessee-Chattanooga	1997	2012	4-3
Eastern Michigan	1995	1996	1-1	Mississippi	1998	2007	4-1	Tennessee-Martin	2009	2012	2-0
Evansville	1994	1999	4-2	Mississippi State	2007	2011	1-3	Tennessee State	2003	2011	4-0
Fairfield	2005	2005	1-0	Mississippi Valley State	2005	2014	3-0	Tennessee Tech	1998	2014	5-1
Florida	1997	2002	3-2	Missouri	1995	2008	0-5	Texas	1999	2014	3-1
Florida A&M	2002	2002	1-0	Morehead State	2001	2001	1-0	Texas A&M	2009	2015	2-2
Florida Atlantic	2002	2016	3-4	Nebraska	1996	2016	5-9	Texas A&M-Corpus Christi	2001	2013	4-1
Florida Gulf Coast	2011	2016	6-0	Nebraska-Omaha	2016	2016	0-1	Texas-Arlington	2001	2001	0-0-1
Florida International	2007	2015	2-1	Nevada	2004	2008	0-3	Texas-San Antonio	2002	2013	2-1
Florida State	1998	2014	1-5	New Mexico	2001	2012	3-1	Texas State*	1995	2016	5-4
Fordham	2008	2008	1-0	New Mexico State	1996	2016	3-3	Texas Tech	1997	2003	3-0
Fresno State	2007	2012	0-5	Niagara	2012	2012	1-0	Toledo	2000	2011	5-0
Gardner-Webb	2002	2003	2-0	Nicholls State	2005	2005	1-0	Towson	2014	2014	1-1
George Mason	2002	2006	4-0	North Carolina	1999	2014	1-4	Troy	2012	2012	1-0
Georgia	1998	2014	0-6	North Carolina State	2006	2012	1-1	Tulsa	2013	2013	1-1
Georgia Southern	2007	2007	1-0	North Dakota State	2010	2015	1-1	UC Davis	2007	2008	2-1
Georgia State	1998	2011	1-1	North Texas	2013	2016	2-0	UCLA	2002	2015	1-3
Georgia Tech	2005	2016	3-1	Northeastern Illinois	1994	1997	5-0	UC Riverside	2003	2003	1-0



SERIES RECORDS

Opponent	First Mtg	Last Mtg	Rec.
<i>UC Santa Barbara</i>	2000	2016	3-0
UMKC	1994	2005	2-0
UNC-Greensboro	1994	2001	1-1
UNC-Wilmington	1994	1994	1-0
UNLV	1996	2012	2-3
Utah	1995	2016	0-5
Utah State	1995	2013	2-3
Utah Valley State	2005	2005	1-0
Valparaiso	1994	2013	23-5-2
<i>Villanova</i>	2004	2008	4-0
Virginia	2004	2014	2-0
Virginia Tech	2002	2002	1-0
Washington	1996	2010	0-3
Western Illinois	1996	2006	3-0
Western Kentucky	2001	2005	4-1
Western Michigan	1994	2015	5-3
Wichita State	1998	2002	2-0
Winthrop	2005	2009	1-2
<i>Wisconsin</i>	1996	2016	30-19
Wright State	1996	2011	5-1
Youngstown State	2007	2007	1-0
Total		705-589-6	

italics denotes 2017 opponent.

* - formerly known as Southwest Texas State.

AKRON (1-2)

H: 0-0	A: 0-0	N: 1-2
3/10/96 L, 2-3	N Knoxville, Tenn.	
2/18/00 L, 1-2	N Raleigh, N.C.	
3/18/05 W, 2-0	N Raleigh, N.C.	

ALABAMA (0-3)

H: 0-0	A: 0-3	N: 0-0
2/8/08 L, 0-8	A Tuscaloosa, Ala.	
2/9/08 L, 0-11	A Tuscaloosa, Ala.	
2/28/14 L, 3-7	A Tuscaloosa, Ala.	

APPALACHIAN STATE (2-1)

H: 0-0	A: 0-0	N: 2-1
2/24/08 W, 10-7	N Greenville, N.C.	
2/14/09 L, 2-3	N Tallahassee, Fla.	
2/15/09 W, 4-1	N Tallahassee, Fla.	

ARIZONA (0-4)

H: 0-0	A: 0-2	N: 0-2
5/17/09 L, 2-4	N Louisville, Ky.	
2/12/10 L, 0-10	N Tempe, Ariz.	
2/16/13 L, 5-4	A Tucson, Ariz.	
2/13/16 L, 11-1	A Tucson, Ariz.	

ARIZONA STATE (1-5)

H: 0-0	A: 0-0	N: 1-5
2/16/95 L, 7-10	N Phoenix, Ariz.	
2/18/96 W, 3-2	N Phoenix, Ariz.	
2/14/97 L, 4-7	N Phoenix, Ariz.	
3/9/01 L, 0-5	N Sunnyvale, Calif.	
3/13/04 L, 0-4	N Sunnyvale, Calif.	
3/21/10 L, 4-6	N Fullerton, Calif.	

ARKANSAS (1-2)

H: 0-0	A: 0-0	N: 1-2
3/13/99 W, 11-10	N Sunnyvale, Calif.	
2/12/00 L, 2-3	N Arlington, Texas	
2/13/05 L, 6-7	N Las Cruces, N.M.	

AUBURN (1-2)

H: 0-0	A: 1-2	N: 0-0
2/9/01 L, 2-7	A Auburn, Ala.	
2/22/09 W, 3-1	A Auburn, Ala.	
2/23/14 L, 0-8	A Auburn, Ala.	

AUSTIN PEAY (1-0)

H: 0-0	A: 0-0	N: 1-0
2/21/09 W, 6-4	N Auburn, Ala.	

BALL STATE (19-4)

H: 9-1	A: 9-3	N: 1-0
3/21/95 W, 6-1	A Muncie, Ind.	
3/21/95 L, 0-5	A Muncie, Ind.	
5/7/96 W, 5-0	H West Lafayette	
5/7/96 W, 3-2	H West Lafayette	
3/26/97 W, 4-2	A Muncie, Ind.	
3/26/97 W, 3-1	A Muncie, Ind.	
3/30/99 W, 6-5 (8)	A Muncie, Ind.	
3/30/99 W, 10-3	A Muncie, Ind.	
4/24/00 W, 4-0	H West Lafayette	
4/24/00 W, 4-3	H West Lafayette	
4/9/02 W, 6-3	H West Lafayette	

4/9/02	W, 2-1	H	West Lafayette
3/30/05	W, 5-1	A	Muncie, Ind.
4/4/06	W, 7-0	H	West Lafayette
4/16/08	L, 3-7	A	Muncie, Ind.
4/15/09	W, 7-1	H	West Lafayette
4/21/10	W, 6-4 (8)	A	Muncie, Ind.
4/21/10	W, 7-0	A	Muncie, Ind.
3/27/11	W, 3-1	N	Oxford, Ohio
4/12/12	L, 7-9	A	Muncie, Ind.
4/12/12	W, 8-6	A	Muncie, Ind.
4/9/14	L, 5-6	H	West Lafayette
4/1/15	W, 10-9	H	West Lafayette

BAYLOR (1-6)

H: 0-0	A: 1-3	N: 0-3
2/12/00 L, 6-8 (8)	N Arlington, Texas	
2/16/07 L, 2-10	N Lafayette, La.	
2/15/08 W, 6-5 (8)	A Waco, Texas	
3/9/13 L, 8-0 (6)	A Waco, Texas	
3/9/13 L, 1-0	A Waco, Texas	
3/10/13 L, 4-0	A Waco, Texas	
3/15/14 L, 4-5	N Clearwater, Fla.	

BELMONT (2-0)

H: 0-0	A: 0-0	N: 2-0
3/14/98 W, 16-0	N Tallahassee, Fla.	
2/24/12 W, 10-1	N Chattanooga, Tenn.	

BETHUNE-COOKMAN (4-1)

H: 0-0	A: 0-0	N: 4-1
2/8/02 W, 3-0	N St. Augustine, Fla.	
2/17/02 W, 5-3	N San Antonio, Texas	
2/11/06 W, 2-1	N Boca Raton, Fla.	
3/15/09 L, 2-3 (8)	N Boca Raton, Fla.	
2/22/15 W, 2-0	N Fort Myers, Fla.	

BOSTON COLLEGE (1-0)

H: 0-0	A: 0-0	N: 1-0
3/8/09 W, 10-0	N Woodstock, Ga.	

BOSTON UNIVERSITY (0-1)

H: 0-0	A: 0-0	N: 0-1
2/19/00 L, 6-8	N Raleigh, N.C.	

BOWLING GREEN (4-3)

H: 1-0	A: 1-1	N: 2-2
3/22/98 W, 7-1 (8)	H West Lafayette	
2/27/05 W, 5-2	N Chattanooga, TN	
3/18/06 L, 0-6	N Tampa, Fla.	
3/6/09 L, 5-6 (8)	N Woodstock, Ga.	
3/26/09 W, 17-2	A Bowling Green, Ohio	
3/26/09 L, 7-8	A Bowling Green, Ohio	
2/13/11 W, 2-0	N Baton Rouge, La.	

BRADLEY (2-4)

H: 1-1	A: 0-0	N: 1-3
4/29/94 L, 2-3	N DeKalb, Ill.	
3/27/99 W, 4-3(8)	H West Lafayette	
3/25/00 L, 1-3	H West Lafayette	
2/21/04 L, 0-2	N Chattanooga, Tenn.	
2/25/05 W, 2-0	N Chattanooga, Tenn.	
2/26/06 L, 0-1	N Pekin, Ill.	

SERIES RECORDS



BRYANT (1-1)

H: 0-0	A: 0-0	N: 1-1
2/12/12 W, 10-2	N	Albuquerque, N.M.
3/14/14 L, 4-6	N	Clearwater, Fla.

BUFFALO (3-0)

H: 0-0	A: 0-0	N: 3-0
3/13/10 W, 9-2	N	Lakewood, Calif.
3/11/11 W, 11-1	N	Boca Raton, Fla.
3/19/11 W, 6-1	N	Boca Raton, Fla.

BUTLER (19-5-1)

H: 13-2	A: 5-2-1	N: 1-1
4/12/94 L, 0-1	A	Indianapolis, Ind.
4/12/94 T, 4-4 (10)	A	Indianapolis, Ind.
4/29/94 L, 4-5 (8)	N	DeKalb, Ill.
3/23/96 W 10-0	H	West Lafayette
4/15/97 W, 6-0	A	Indianapolis, Ind.
4/15/97 L, 0-1	A	Indianapolis, Ind.
4/23/98 L, 1-2	H	West Lafayette
4/23/98 W, 5-2	H	West Lafayette
4/5/00 W, 8-0	H	West Lafayette
4/5/00 W, 2-0	H	West Lafayette
3/24/01 W, 4-1	H	West Lafayette
4/3/02 W, 4-0	H	West Lafayette
4/3/02 W, 7-0	H	West Lafayette
3/23/03 W, 10-0	H	West Lafayette
3/31/04 W, 7-1	A	Indianapolis, Ind.
4/6/05 W, 1-0	H	West Lafayette
4/6/05 W, 8-0	H	West Lafayette
3/28/06 W, 2-0	A	Indianapolis, Ind.
4/3/07 W, 6-0	H	West Lafayette
3/26/08 W, 5-3	A	Indianapolis, Ind.
3/26/08 W, 7-0	A	Indianapolis, Ind.
4/1/10 W, 1-0	H	West Lafayette
4/1/10 L, 0-3	H	West Lafayette
3/13/12 W, 3-0	N	Fresno, Calif.
4/20/16 W, 5-0	H	West Lafayette

BYU (0-5)

H: 0-0	A: 0-0	N: 0-5
3/12/05 L, 2-5	N	Clearwater, Fla.
2/17/06 L, 2-5	N	Las Vegas, Nev.
3/9/07 L, 3-5	N	Fresno, Calif.
3/10/07 L, 2-8	N	Fresno, Calif.
3/15/12 L, 1-14	N	Fullerton, Calif.

CALIFORNIA (0-5)

H: 0-0	A: 0-0	N: 0-5
3/13/99 L, 0-2	N	Sunnyvale, Calif.
3/15/01 L, 1-3 (8)	N	Sacramento, Calif.
2/14/03 L, 0-1	N	Las Vegas, Nev.
3/12/04 L, 0-8	N	Sunnyvale, Calif.
3/11/12 L, 1-9	N	Fresno, Calif.

CAL POLY (2-3)

H: 0-0	A: 0-0	N: 2-3
3/13/99 W, 6-4	N	Sunnyvale, Calif.
2/26/00 W, 8-0	N	Santa Barbara, Calif.
2/15/03 L, 4-5 (8)	N	Las Vegas, Nev.
2/26/16 L, 3-2	N	Stockton, Calif.
2/27/16 L, 5-3	N	Stockton, Calif.

CAL STATE BAKERSFIELD (1-0)

H: 0-0	A: 0-0	N: 1-0
2/28/16 W, 6-3 (8)	N	Stockton, Calif.

CAL STATE FULLERTON (3-7)

H: 0-0	A: 2-4	N: 1-3
2/23/97 L, 0-1	N	Gainesville, Fla.
2/23/97 L, 1-6	N	Gainesville, Fla.
2/13/98 L, 0-2	N	Phoenix, Ariz.
2/28/03 L, 1-10	A	Fullerton, Calif.
3/5/06 L, 2-6	A	Fullerton, Calif.
2/29/08 L, 0-5	A	Fullerton, Calif.
5/17/08 W, 4-3	N	Los Angeles, Calif.
3/17/10 W, 10-4	A	Fullerton, Calif.
3/14/12 W, 8-6	A	Fullerton, Calif.
2/6/15 L, 3-5	A	Fullerton, Calif.

CAL STATE NORTHRIDGE (0-1)

H: 0-0	A: 0-0	N: 0-1
2/13/10 L, 2-3	N	Tempe, Ariz.

CAMPBELL (1-0)

H: 0-0	A: 0-0	N: 1-0
2/13/04 W, 6-5	N	Raleigh, N.C.

CANISIUS (1-2)

H: 0-0	A: 0-0	N: 1-2
3/5/94 L, 2-10	N	Greensboro, N.C.
3/17/00 W, 2-1 (8)	N	Clearwater, Fla.
3/19/06 L, 3-4 (8)	N	Tampa, Fla.

CENTENARY COLLEGE (2-0)

H: 0-0	A: 0-0	N: 2-0
2/15/08 W, 8-7	N	Waco, Texas
2/17/08 W, 8-0	N	Waco, Texas

CENTRAL ARKANSAS (1-0)

H: 0-0	A: 0-0	N: 1-0
2/19/12 W, 8-6	N	Albuquerque, N.M.

CENTRAL CONNECTICUT STATE (1-1)

H: 0-0	A: 0-0	N: 1-1
3/17/15 L, 1-2	N	Clearwater, Fla.
3/17/15 W, 7-0	N	Clearwater, Fla.

CENTRAL FLORIDA (4-0)

H: 0-0	A: 2-0	N: 2-0
2/7/03 W, 10-2	N	St. Augustine, Fla.
3/13/05 W, 2-1	N	Clearwater, Fla.
3/18/14 W, 2-1	A	Orlando, Fla.
3/12/16 W, 3-2	A	Orlando, Fla.

CENTRAL MICHIGAN (3-2)

H: 0-1	A: 0-0	N: 3-1
3/5/98 W, 6-4	N	Tampa, Fla.
3/27/99 L, 0-8	H	West Lafayette
3/6/03 L, 1-2	N	Plant City, Fla.
3/8/08 W, 3-0	N	Clearwater, Fla.
3/14/14 W, 2-0	N	Clearwater, Fla.

COASTAL CAROLINA (1-3)

H: 0-0	A: 1-3	N: 0-0
3/11/94 L, 0-7	A	Conway, S.C.
3/11/94 L, 0-2	A	Conway, S.C.
2/14/14 L 0-3	A	Conway, S.C.
2/14/14 W, 11-5	A	Conway, S.C.

COKER COLLEGE (1-1)

H: 0-0	A: 1-1	N: 0-0
3/12/94 W, 4-3 (8)	A	Hartsville, S.C.
3/12/94 L, 7-8 (9)	A	Hartsville, S.C.

COLGATE (1-0)

H: 0-0	A: 0-0	N: 1-0
3/15/15 W, 4-1	N	Clearwater, Fla.

COLLEGE OF CHARLESTON (1-0)

H: 0-0	A: 0-0	N: 1-0
3/5/16 W, 5-3	N	Clearwater, Fla.

COLORADO STATE (2-1)

H: 0-0	A: 0-0	N: 2-1
3/12/99 W, 3-2	N	Sunnyvale, Calif.
3/11/07 L, 3-5	N	Fresno, Calif.
3/16/07 W, 7-2	N	Sacramento, Calif.

CONNECTICUT (0-1)

H: 0-0	A: 0-0	N: 0-1
3/9/00 L, 1-3	N	Tampa, Fla.

DAYTON (5-0)

H: 1-0	A: 2-0	N: 2-0
4/9/94 W, 3-1	N	Chicago, Ill.
4/24/02 W, 3-2	H	West Lafayette
2/22/04 W, 9-1	N	Chattanooga, Tenn.
4/28/04 W, 2-1	A	Dayton, Ohio
4/28/04 W, 6-1	A	Dayton, Ohio

DEPAUL (0-2)

H: 0-0	A: 0-1	N: 0-1
4/10/94 L, 3-6	N	Chicago, Ill.
4/13/16 L, 6-4	A	Chicago, Ill.

DETROIT (2-0)

H: 2-0	A: 0-0	N: 0-0
3/26/05 W, 5-2	H	West Lafayette
3/26/05 W, 8-0	H	West Lafayette

DRAKE (1-0)

H: 0-0	A: 0-0	N: 1-0
2/15/13 W, 8-5	N	Tucson, Ariz.

EAST CAROLINA (4-2)

H: 0-0	A: 3-1	N: 1-1
3/06/94 W, 7-4	A	Greenville, N.C.
3/07/94 L, 3-6	A	Greenville, N.C.
3/07/94 W, 5-2	A	Greenville, N.C.
2/18/01 W, 3-0	N	Raleigh, N.C.
2/11/06 L, 1-3	N	Boca Raton, Fla.
2/23/08 W, 3-2 (8)	A	Greenville, N.C.



SERIES RECORDS

EASTERN ILLINOIS (5-1)

	H: 2-0	A: 1-0	N: 2-1
4/2/94	W, 7-3	A	Charleston, Ill.
3/4/96	W, 2-1	N	Carbondale, Ill.
3/4/96	L, 2-5	N	Carbondale, Ill.
3/16/01	W, 1-0	N	Sacramento, Calif.
4/16/03	W, 9-0	H	West Lafayette
4/16/03	W, 11-0	H	West Lafayette

EASTERN KENTUCKY (2-0)

	H: 0-0	A: 0-0	N: 2-0
3/9/96	W, 9-0	N	Knoxville, Tenn.
2/20/99	W, 7-1	N	Raleigh, N.C.

EASTERN MICHIGAN (1-1)

	H: 1-0	A: 0-0	N: 0-1
2/19/95	L, 7-9	N	Phoenix, Ariz.
3/23/96	W, 4-3	H	West Lafayette

EVANSVILLE (4-2)

	H: 1-1	A: 2-1	N: 1-0
4/1/94	W, 3-1	N	Charleston, Ill.
3/29/95	L, 3-4	A	Evansville, Ind.
3/29/95	W, 3-0	A	Evansville, Ind.
3/19/98	W, 6-4	A	Evansville, Ind.
3/24/99	W, 2-1	H	West Lafayette
3/24/99	L, 2-4	H	West Lafayette

FAIRFIELD (1-0)

	H: 0-0	A: 0-0	N: 1-0
3/19/05	W, 2-0	N	Raleigh, N.C.

FLORIDA (3-2)

	H: 0-0	A: 1-1	N: 2-1
2/21/97	W, 2-1	A	Gainesville, Fla.
2/21/97	L, 0-1	A	Gainesville, Fla.
3/6/99	L, 0-3	N	Tampa, Fla.
3/1/02	W, 2-1	N	Los Angeles, Calif.
3/1/02	W, 13-5	N	Los Angeles, Calif.

FLORIDA A&M (1-0)

	H: 0-0	A: 0-0	N: 1-0
2/9/02	W, 8-0	N	St. Augustine, Fla.

FLORIDA ATLANTIC (3-4)

	H: 0-0	A: 3-2	N: 0-2
3/9/02	L, 0-5	N	Plant City, Fla.
2/12/06	W, 4-3	A	Boca Raton, Fla.
3/16/09	W, 3-2	A	Boca Raton, Fla.
3/16/09	W, 4-3 (8)	A	Boca Raton, Fla.
3/14/11	L, 3-4	A	Boca Raton, Fla.
3/14/11	L, 0-1	A	Boca Raton, Fla.
3/15/16	L, 6-1	N	Orlando, Fla.

FLORIDA GULF COAST (6-0)

	H: 0-0	A: 6-0	N: 0-0
3/16/11	W, 3-2 (8)	A	Fort Myers, Fla.
2/20/15	W 10-2 (9)	A	Fort Myers, Fla.
2/21/15	W 3-1	A	Fort Myers, Fla.
3/17/16	W, 5-1	A	Fort Myers, Fla.
3/18/16	W, 9-0	A	Fort Myers, Fla.
3/19/16	W, 9-2	A	Fort Myers, Fla.

FLORIDA INTERNATIONAL (2-1)

	H: 0-0	A: 2-1	N: 0-0
2/23/07	L, 5-9	A	Miami, Fla.
2/13/15	W 8-1	A	Miami, Fla.
2/15/15	W 8-0	A	Miami, Fla.

FLORIDA STATE (1-5)

	H: 0-0	A: 1-1	N: 0-4
2/13/98	L, 1-8	N	Phoenix, Ariz.
3/6/98	L, 4-5	N	Tampa, Fla.
3/12/98	W, 1-0	A	Tallahassee, Fla.
2/15/09	L, 0-8	A	Tallahassee, Fla.
2/28/14	L, 1-2	N	Tuscaloosa, Ala.
3/1/14	L, 1-4	N	Tuscaloosa, Ala.

FORDHAM (1-0)

	H: 0-0	A: 0-0	N: 1-0
3/16/08	W, 3-2	N	Clearwater, Fla.

FRESNO STATE (0-5)

	H: 0-0	A: 0-5	N: 0-0
3/10/07	L, 2-7	A	Fresno, Calif.
3/13/07	L, 1-4	A	Fresno, Calif.
3/13/07	L, 2-3	A	Fresno, Calif.
3/10/12	L, 1-6	A	Fresno, Calif.
3/13/12	L, 2-5	A	Fresno, Calif.

GARDNER-WEBB (2-0)

	H: 2-0	A: 0-0	N: 0-0
3/23/02	W, 4-0	H	West Lafayette
3/22/03	W, 8-0	H	West Lafayette

GEORGE MASON (4-0)

	H: 0-0	A: 0-0	N: 4-0
3/17/02	W, 7-1	N	Orlando, Fla.
3/15/06	W, 12-0	N	Clearwater, Fla.
3/15/06	W, 10-2	N	Clearwater, Fla.
3/18/06	W, 11-2	N	Tampa, Fla.

GEORGIA (0-6)

	H: 0-0	A: 0-2	N: 0-4
3/7/98	L, 3-6 (10)	N	Tampa, Fla.
2/8/02	L, 2-3	N	St. Augustine, Fla.
2/10/02	L, 0-1	N	St. Augustine, Fla.
3/4/06	L, 2-6	N	Fullerton, Calif.
3/8/14	L, 1-6	A	Athens, Ga.
3/9/14	L, 2-3	A	Athens, Ga.

GEORGIA SOUTHERN (1-0)

	H: 0-0	A: 0-0	N: 1-0
3/17/07	W, 4-2	N	Sacramento, Calif.

GEORGIA STATE (1-1)

	H: 0-0	A: 1-0	N: 0-1
3/13/98	L, 1-4	N	Tallahassee, Fla.
2/26/11	W, 5-4 (8)	A	Kennesaw, Ga.

GEORGIA TECH (3-1)

	H: 0-0	A: 2-0	N: 1-1
3/4/05	L, 1-2	N	Atlanta, Ga.
3/6/09	W, 4-2	N	Woodstock, Ga.
2/20/16	W, 3-0	A	Atlanta, Ga.
2/21/16	W, 4-3	A	Atlanta, Ga.

GREEN BAY (1-0)

	H: 0-0	A: 0-0	N: 1-0
3/16/14	W, 5-0	N	Clearwater, Fla.

HAMPTON (1-0)

	H: 0-0	A: 0-0	N: 1-0
2/8/13	W, 4-0	N	Baton Rouge, La.

HOFSTRA (2-3)

	H: 0-0	A: 0-0	N: 2-3
3/13/98	L, 1-7	N	Tallahassee, Fla.
3/10/00	W, 8-1	N	Tampa, Fla.
3/11/05	L, 0-1	N	Clearwater, Fla.
3/12/06	W, 8-0	N	Clearwater, Fla.
3/12/11	L, 2-7	N	Boca Raton, Fla.

HOUSTON (2-2)

	H: 0-0	A: 1-1	N: 1-1
2/20/10	W, 4-3	A	Houston, Texas
3/14/13	L, 3-1	A	Houston, Texas
3/1/14	L, 2-4	N	Tuscaloosa, Ala.
3/2/14	W, 5-2	N	Tuscaloosa, Ala.

IDAHO STATE (1-0)

	H: 0-0	A: 0-0	N: 1-0
3/18/07	W, 8-0	N	Sacramento, Calif.

ILLINOIS (15-21)

	H: 8-12	A: 5-9	N: 2-0
4/27/01	L, 0-3	H	West Lafayette
4/27/01	W, 6-0	H	West Lafayette
5/4/02	L, 1-10	A	Champaign, Ill.
5/5/02	L, 3-5	A	Champaign, Ill.
4/11/03	L, 3-6	H	West Lafayette
4/11/03	L, 1-4	H	West Lafayette
4/9/04	L, 2-3 (9)	H	West Lafayette
4/10/04	L, 4-7	H	West Lafayette
4/10/05	W, 9-1	A	Champaign, Ill.
4/10/05	W, 8-7	A	Champaign, Ill.
3/11/06	W, 11-7	N	Clearwater, Fla.
4/14/06	L, 1-5	A	Champaign, Ill.
4/15/06	W, 8-5 (10)	A	Champaign, Ill.
3/30/07	W, 8-1	H	West Lafayette
3/31/07	L, 0-8	H	West Lafayette
4/27/08	W, 6-5	H	West Lafayette
4/27/08	L, 2-9	H	West Lafayette
4/29/09	W, 4-1	H	West Lafayette
4/29/09	L, 6-10	H	West Lafayette
5/12/10	L, 0-5	A	Champaign, Ill.
5/13/10	L, 0-8	A	Champaign, Ill.
4/13/11	L, 3-9	H	West Lafayette
4/13/11	W, 11-6	H	West Lafayette
4/21/12	L, 1-3	A	Champaign, Ill.
4/21/12	W, 4-2	A	Champaign, Ill.
4/22/12	L, 6-8	A	Champaign, Ill.
4/18/14	W, 11-0	H	West Lafayette
4/19/14	W, 1-0	H	West Lafayette
4/20/14	L, 2-3	H	West Lafayette
4/24/15	L, 1-9	A	Champaign, Ill.
4/26/15	W, 8-7 (8)	A	Champaign, Ill.
4/26/15	L, 7-8 (8)	A	Champaign, Ill.
5/7/15	W 3-2	N	Columbus, Ohio

SERIES RECORDS



4/15/16 L, 4-0 (8) H West Lafayette
4/16/16 W, 1-0 H West Lafayette
4/17/16 L, 10-6 H West Lafayette

ILLINOIS-CHICAGO (4-4)

H: 2-0 A: 0-2 N: 2-2

3/6/98 W, 2-1 N Tampa, Fla.
3/11/00 L, 1-3 N Tampa, Fla.
4/16/02 L, 5-8 A Chicago, Ill.
4/16/02 L, 6-7 A Chicago, Ill.
3/26/03 W, 8-0 H West Lafayette
3/26/03 W, 4-1 H West Lafayette
3/5/04 W, 3-2 N Clearwater, Fla.
3/20/05 L, 3-4 (8) N Raleigh, N.C.

ILLINOIS STATE (0-1)

H: 0-0 A: 0-0 N: 0-1

2/16/96 L, 3-11 N Phoenix, Ariz.

INDIANA (30-20)

H: 14-8 A: 15-12 N: 1-0

3/26/94 L, 0-4 A Bloomington, Ind.
4/5/94 L, 9-11 H West Lafayette
4/26/95 L, 0-2 A Bloomington, Ind.
4/26/95 W, 2-1 A Bloomington, Ind.
4/9/96 L, 0-1 H West Lafayette
4/9/96 L, 1-10 H West Lafayette
4/23/97 L, 1-2 A Bloomington, Ind.
4/23/97 L, 0-8 A Bloomington, Ind.
4/15/98 W, 5-0 H West Lafayette
4/15/98 W, 5-3 (9) H West Lafayette
4/21/99 W, 11-1 A Bloomington, Ind.
4/21/99 W, 6-2 A Bloomington, Ind.
5/6/00 W, 1-0 A Bloomington, Ind.
5/7/00 L, 0-1 H West Lafayette
5/5/01 W, 3-1 H West Lafayette
5/6/01 W, 4-1 A Bloomington, Ind.
4/14/02 W, 6-3 H West Lafayette
4/14/02 W, 7-4 H West Lafayette
5/3/03 W, 6-0 H West Lafayette
5/4/03 L, 0-3 A Bloomington, Ind.
5/8/04 L, 2-7 A Bloomington, Ind.
5/9/04 W, 2-1 H West Lafayette
5/7/05 W, 5-0 H West Lafayette
5/8/05 W, 3-2 A Bloomington, Ind.
5/6/06 L, 0-7 A Bloomington, Ind.
5/7/06 L, 2-5 H West Lafayette
5/5/07 W, 8-0 H West Lafayette
5/6/07 W, 11-0 A Bloomington, Ind.
5/3/08 W, 2-1 A Bloomington, Ind.
5/4/08 W, 8-3 H West Lafayette
5/9/09 W, 2-1 (8) A Bloomington, Ind.
5/9/09 W, 8-7 (8) A Bloomington, Ind.
5/9/10 L, 2-3 H West Lafayette
5/10/10 W, 5-0 H West Lafayette
5/13/11 L, 1-2 A Bloomington, Ind.
5/14/11 L, 0-4 A Bloomington, Ind.
4/7/12 L, 2-3 A Bloomington, Ind.
4/7/12 L, 5-9 A Bloomington, Ind.
4/8/12 W, 11-2 A Bloomington, Ind.
4/12/13 W, 7-2 A Bloomington, Ind.
4/13/13 W, 9-1 A Bloomington, Ind.
4/14/13 W, 7-3 A Bloomington, Ind.
4/5/14 W, 4-1 H West Lafayette

4/5/14 W, 4-1 H West Lafayette
4/6/14 L, 2-5 H West Lafayette
5/8/14 W, 4-2 N Evanston, Ill.
4/8/15* L, 3-6 A Bloomington, Ind.
4/22/15 W, 4-3 A Bloomington, Ind.
4/5/16 L, 1-0 H West Lafayette
4/5/16 W, 6-4 H West Lafayette

INDIANA STATE (16-4)

H: 7-3 A: 6-0 N: 3-1

3/25/94 L, 3-4 N Bloomington, Ind.
4/23/94 W, 2-1 H West Lafayette
4/23/94 L, 3-4 H West Lafayette
2/25/95 W, 5-0 N Columbia, Mo.
4/19/95 W, 2-0 A Terre Haute, Ind.
4/19/95 W, 3-1 A Terre Haute, Ind.
4/24/96 W 9-1 H West Lafayette
4/24/96 W 1-0 H West Lafayette
4/2/97 W, 6-5 A Terre Haute, Ind.
4/2/97 W, 1-0 A Terre Haute, Ind.
4/1/98 W, 9-2 H West Lafayette
4/1/98 L, 2-3 H West Lafayette
3/28/99 L, 4-14 H West Lafayette
3/29/00 W, 7-1 A Terre Haute, Ind.
3/29/00 W, 1-0 A Terre Haute, Ind.
5/1/03 W, 3-0 H West Lafayette
5/1/03 W, 9-1 H West Lafayette
3/7/09 W, 1-0 N Woodstock, Ga.
3/6/15 W 8-0 N Knoxville, Tenn.
4/29/15 W 2-0 H West Lafayette

INDIANAPOLIS (2-0)

H: 0-0 A: 2-0 N: 0-0

4/21/94 W, 3-0 A Indianapolis, Ind.
4/21/94 W, 11-4 A Indianapolis, Ind.

IOWA (12-42)

H: 4-25 A: 4-11 N: 1-3

4/1/95 L, 3-4 H West Lafayette
4/1/95 L, 1-6 H West Lafayette
4/2/95 W, 6-2 H West Lafayette
4/2/95 L, 2-3 H West Lafayette
5/4/96 W, 3-1 A Iowa City, Iowa
5/4/96 L, 1-3 A Iowa City, Iowa
5/5/96 L, 0-7 A Iowa City, Iowa
3/29/97 L, 1-11 H West Lafayette
3/29/97 L, 3-4 H West Lafayette
3/30/97 L, 3-13 H West Lafayette
5/9/97 L, 0-2 A Iowa City, Iowa
5/2/98 L, 0-4 A Iowa City, Iowa
5/2/98 L, 4-5 A Iowa City, Iowa
5/3/98 W, 4-2 A Iowa City, Iowa
3/6/99 L, 0-3 N Tampa, Fla.
3/14/99 L, 1-9 N Sunnyvale, Calif.
5/1/99 L, 3-4 H West Lafayette
5/1/99 L, 2-4 H West Lafayette
5/2/99 L, 3-9 H West Lafayette
4/15/00 L, 0-4 H West Lafayette
4/16/00 W, 1-0 H West Lafayette
3/10/01 L, 0-8 N Sunnyvale, Calif.
4/20/01 L, 1-7 A Iowa City, Iowa
4/20/01 L, 4-5 (9) A Iowa City, Iowa
4/7/02 L, 2-3 (8) H West Lafayette
4/7/02 L, 1-2 H West Lafayette

4/18/03 L, 0-2 A Iowa City, Iowa
4/18/03 L, 0-9 A Iowa City, Iowa
4/11/04 L, 0-6 H West Lafayette
4/11/04 L, 0-4 H West Lafayette
4/8/05 L, 2-3 A Iowa City, Iowa
4/9/05 W, 2-1 A Iowa City, Iowa
4/21/06 L, 1-8 H West Lafayette
4/22/06 L, 2-3 H West Lafayette
4/1/07 L, 1-6 H West Lafayette
4/1/07 L, 3-4 (9) H West Lafayette
5/11/07 W, 4-1 N Columbus, Ohio
4/25/08 L, 2-3 H West Lafayette
4/26/08 L, 5-8 H West Lafayette
4/11/09 L, 0-3 H West Lafayette
4/12/09 L, 0-4 H West Lafayette
4/10/10 L, 0-1 A Iowa City, Iowa
4/11/10 W, 2-0 A Iowa City, Iowa
4/2/11 W, 12-1 H West Lafayette
4/3/11 W, 3-0 H West Lafayette
5/3/13 L, 4-3 (9) H West Lafayette
5/4/13 L, 2-0 (8) H West Lafayette
5/5/13 L, 8-2 H West Lafayette
4/17/15 L, 0-2 H West Lafayette
4/18/15 W, 4-1 H West Lafayette
4/18/15 L, 1-5 H West Lafayette
4/1/16 W, 6-4 A Iowa City, Iowa
4/2/16 W, 8-7 A Iowa City, Iowa
4/3/16 L, 10-3 A Iowa City, Iowa

IOWA STATE (5-3)

H: 0-0 A: 0-0 N: 5-3

2/26/00 W, 3-0 N Santa Barbara, Calif.
2/10/07 L, 0-3 N Starkville, Miss.
2/16/07 W, 3-0 N Lafayette, La.
2/18/07 W, 7-6 (12) N Lafayette, La.
2/19/10 L, 2-3 (8) N Houston, Texas
2/19/11 L, 5-8 N San Marcos, Texas
2/20/11 W, 9-0 N San Marcos, Texas
3/18/16 W, 1-0 N Fort Myers, Fla.

IPFW (9-0)

H: 9-0 A: 0-0 N: 0-0

4/19/94 W, 9-0 H West Lafayette
4/19/94 W, 2-0 H West Lafayette
3/23/02 W, 8-0 H West Lafayette
3/23/03 W, 11-0 H West Lafayette
4/8/03 W, 8-0 H West Lafayette
4/8/03 W, 19-0 H West Lafayette
3/27/04 W, 8-2 H West Lafayette
3/27/04 W, 2-0 H West Lafayette
4/15/15 W, 14-1 H West Lafayette

IUPUI (21-1)

H: 11-0 A: 9-1 N: 1-0

4/20/99 W, 5-0 H West Lafayette
4/20/99 W, 9-1 H West Lafayette
4/12/00 W, 8-0 A Indianapolis, Ind.
4/12/00 W, 5-0 A Indianapolis, Ind.
3/20/02 W, 9-1 H West Lafayette
3/20/02 W, 8-0 H West Lafayette
4/23/03 W, 7-1 A Indianapolis, Ind.
4/23/03 W, 2-0 A Indianapolis, Ind.
4/20/04 W, 9-0 H West Lafayette



SERIES RECORDS

4/20/04	W, 8-0	H	West Lafayette
2/24/06	W, 8-3	N	Pekin, Ill.
4/17/07	W, 6-0	A	Indianapolis, Ind.
4/17/07	W, 16-4	A	Indianapolis, Ind.
4/2/08	W, 6-1	H	West Lafayette
4/2/08	W, 10-0	H	West Lafayette
3/31/10	W, 2-0	H	West Lafayette
3/31/10	W, 6-0	H	West Lafayette
4/6/11	W, 11-1	A	Indianapolis, Ind.
4/6/11	W, 18-5	A	Indianapolis, Ind.
4/3/12	W, 9-1	H	West Lafayette
4/3/13	L, 3-2	A	Indianapolis, Ind.
4/3/13	W, 18-2	A	Indianapolis, Ind.

JACKSONVILLE (3-0)

H: 0-0 A: 2-0 N: 1-0

3/9/06	W, 10-0	N	Clearwater, Fla.
3/11/08	W, 8-3	A	Jacksonville, Fla.
3/11/08	W, 3-1	A	Jacksonville, Fla.

JACKSONVILLE STATE (2-1)

H: 0-0 A: 0-0 N: 2-1

2/8/08	W, 5-4	N	Tuscaloosa, Ala.
3/7/09	W, 4-3 (8)	N	Woodstock, Ga.
2/22/14	L, 1-2	N	Auburn, Ala.

KANSAS (1-2)

H: 0-0 A: 0-0 N: 1-2

2/8/03	L, 7-8	N	St. Augustine, Fla.
2/8/03	L, 1-3	N	St. Augustine, Fla.
2/11/05	W, 2-1	N	Las Cruces, N.M.

KENNESAW STATE (0-2)

H: 0-0 A: 0-0 N: 0-2

2/9/07	L, 1-5	N	Starkville, Miss.
2/10/07	L, 7-10	N	Starkville, Miss.

KENT STATE (1-2)

H: 1-0 A: 0-0 N: 0-2

3/25/00	W, 2-1	H	West Lafayette
2/25/05	L, 2-4	N	Chattanooga, Tenn.
3/7/14	L, 0-1	N	Athens, Ga.

KENTUCKY (1-3)

H: 0-0 A: 0-0 N: 1-3

2/11/00	L, 0-2	N	Arlington, Texas
2/15/02	L, 0-1	N	San Antonio, Texas
2/26/05	W, 5-4 (9)	N	Chattanooga, Tenn.
3/6/11	L, 0-3	N	Carbondale, Ill.

LEHIGH (0-1)

H: 0-0 A: 0-0 N: 0-1

3/13/16	L, 8-3	N	Orlando, Fla.
---------	--------	---	---------------

LIBERTY (2-1)

H: 0-0 A: 0-0 N: 2-1

2/20/99	W, 4-0	N	Raleigh, N.C.
2/18/01	W, 4-1	N	Raleigh, N.C.
3/15/09	L, 2-4	N	Boca Raton, Fla.

LONG BEACH STATE (1-2)

H: 0-0 A: 0-1 N: 1-1

2/14/98	L, 0-4	N	Phoenix, Ariz.
3/10/01	W, 2-1	N	San Jose, Calif.
3/12/10	L, 4-8	A	Lakewood, Calif.

LONG ISLAND (6-0)

H: 0-0 A: 0-0 N: 6-0

3/4/04	W, 7-1	N	Clearwater, Fla.
3/9/08	W, 6-4	N	Clearwater, Fla.
3/16/14	W, 3-2	N	Clearwater, Fla.
2/13/15	W, 7-6	N	Miami, Fla.
2/14/15	W, 12-0	N	Miami, Fla.
3/13/15	W, 9-1	N	Clearwater, Fla.

LONGWOOD (1-0)

H: 0-0 A: 0-0 N: 1-0

3/4/12	W, 8-0	N	Kissimmee, Fla.
--------	--------	---	-----------------

LOUISIANA-LAFAYETTE (1-4-1)

H: 0-0 A: 0-3-1 N: 1-1

2/19/05	L, 1-3	A	Lafayette, La.
2/20/05	L, 5-15	A	Lafayette, La.
2/17/07	L, 2-10	A	Lafayette, La.
2/21/10	L, 6-7	N	Houston, Texas
3/20/10	W, 14-7	N	Fullerton, Calif.
2/9/14	T, 7-7 (8)	A	Lafayette, La.

LOUISIANA-MONROE (1-0)

H: 0-0 A: 0-0 N: 1-0

2/11/00	W, 3-0	N	Arlington, Texas
---------	--------	---	------------------

LOUISIANA STATE (0-4)

H: 0-0 A: 0-3 N: 0-1

3/15/08	L, 0-4	N	Clearwater, Fla.
2/12/11	L, 3-5	A	Baton Rouge, La.
2/13/11	L, 2-6	A	Baton Rouge, La.
2/8/13	L, 1-0	A	Baton Rouge, La.

LOUISIANA TECH (2-0)

H: 0-0 A: 0-0 N: 2-0

3/4/01	W, 2-1	N	Corpus Christi, Texas
2/12/11	W, 7-3	N	Baton Rouge, La.

LOUISVILLE (2-5)

H: 0-0 A: 2-3 N: 0-2

3/15/03	L, 0-2	A	Louisville, Ky.
3/15/03	W, 9-3	A	Louisville, Ky.
2/14/04	L, 0-5	N	Raleigh, N.C.
5/15/09	L, 1-4	A	Louisville, Ky.
5/16/09	W, 5-4	A	Louisville, Ky.
2/26/10	L, 5-6	A	Louisville, Ky.
3/19/10	L, 0-3	N	Fullerton, Calif.

LOYOLA (CHICAGO) (13-4)

H: 8-2 A: 3-2 N: 2-0

4/18/96	L, 1-3	H	West Lafayette
4/18/96	W, 1-0	H	West Lafayette
4/10/97	W, 2-0	A	Chicago, Ill.
4/10/97	W, 7-5	A	Chicago, Ill.
3/24/98	W, 7-3	H	West Lafayette
3/24/98	W, 1-0	H	West Lafayette

3/28/99	W, 9-0	H	West Lafayette
3/3/01	W, 3-0	N	Corpus Christi, Texas
3/24/01	W, 3-0	H	West Lafayette
4/19/01	L, 3-4	A	Chicago, Ill.
3/22/03	W, 8-0	H	West Lafayette
4/11/06	W, 2-1 (8)	H	West Lafayette
4/11/06	W, 7-1	H	West Lafayette
3/2/08	W, 4-0	N	Fullerton, Calif.
4/14/11	L, 3-4 (11)	A	Chicago, Ill.
4/25/12	L, 1-3	H	West Lafayette
4/9/13	W, 7-4	A	Chicago, Ill.

LOYOLA MARYMOUNT (2-0)

H: 0-0 A: 0-0 N: 2-0

3/15/97	W, 6-5	N	Sunnyvale, Calif.
3/16/97	W, 9-0	N	Sunnyvale, Calif.

MARIST (1-0)

H: 0-0 A: 0-0 N: 1-0

2/24/07	W, 15-2	N	Miami, Fla.
---------	---------	---	-------------

MARSHALL (1-2)

H: 0-0 A: 0-0 N: 1-2

3/13/98	W, 11-0	N	Tallahassee, Fla.
2/20/99	L, 0-2	N	Raleigh, N.C.
2/21/99	L, 3-4	N	Raleigh, N.C.

MARYLAND (1-0)

H: 0-0 A: 0-0 N: 1-0

3/10/00	W, 2-0	N	Tampa, Fla.
---------	--------	---	-------------

MASSACHUSETTS (2-1)

H: 0-0 A: 0-0 N: 2-1

2/17/95	W, 3-1	N	Phoenix, Ariz.
2/16/97	W, 4-0	N	Phoenix, Ariz.
3/9/06	L, 1-11	N	Clearwater, Fla.

MCNEESE STATE (0-2)

H: 0-0 A: 0-0 N: 0-2

3/3/95	L, 4-5	N	College Station, Texas
2/16/96	L, 4-1	N	Phoenix, Ariz.

MEMPHIS (1-0)

H: 0-0 A: 0-0 N: 1-0

2/14/15	W, 10-2	N	Miami, Fla.
---------	---------	---	-------------

MERCER (2-1)

H: 0-0 A: 0-0 N: 2-1

3/6/04	W, 4-0	N	Clearwater, Fla.
3/4/05	L, 3-7	N	Atlanta, Ga.
2/27/11	W, 7-4	N	Kennesaw, Ga.

MIAMI (OHIO) (11-0-1)

H: 3-0 A: 5-0-1 N: 3-0

3/22/95	W, 3-2	H	West Lafayette
3/22/95	W, 3-1	H	West Lafayette
4/25/96	W, 4-2	A	Oxford, Ohio
4/25/96	W, 3-2	A	Oxford, Ohio
2/16/01	W, 2-0	N	Raleigh, N.C.
3/15/01	W, 5-4	N	Sacramento, Calif.
3/23/07	T, 3-3	A	Oxford, Ohio
4/10/07	W, 4-2 (8)	A	Oxford, Ohio

SERIES RECORDS



4/10/07 W, 13-0 A Oxford, Ohio
 2/13/09 W, 2-0 N Tallahassee, Fla.
 3/24/10 W, 6-4 H West Lafayette
 3/26/11 W, 6-3 A Oxford, Ohio

MICHIGAN (3-43)

H: 2-24 A: 1-19 N: 0-0

3/25/95 L, 2-9 H West Lafayette
 3/25/95 L, 0-12 H West Lafayette
 3/26/95 L, 5-10 H West Lafayette
 3/26/95 L, 3-4 H West Lafayette
 4/17/96 L, 0-3 A Ann Arbor, Mich.
 4/17/96 L, 1-6 A Ann Arbor, Mich.
 3/23/97 L, 2-3 H West Lafayette
 3/23/97 L, 2-12 H West Lafayette
 4/8/97 L, 3-7 H West Lafayette
 4/8/97 W, 3-1 H West Lafayette
 4/21/98 L, 0-4 A Ann Arbor, Mich.
 4/21/98 L, 1-9 A Ann Arbor, Mich.
 4/7/99 L, 0-2 H West Lafayette
 4/7/99 L, 2-3 (11) H West Lafayette
 4/1/00 L, 2-3 H West Lafayette
 4/2/00 L, 0-2 H West Lafayette
 4/6/01 L, 3-4 A Ann Arbor, Mich.
 4/6/01 L, 1-6 A Ann Arbor, Mich.
 4/28/02 L, 2-6 H West Lafayette
 4/28/02 L, 0-6 H West Lafayette
 4/25/03 L, 1-2 (8) A Ann Arbor, Mich.
 4/26/03 L, 2-3 A Ann Arbor, Mich.
 4/4/04 L, 0-9 H West Lafayette
 4/4/04 L, 0-2 H West Lafayette
 4/15/05 L, 0-3 H West Lafayette
 4/16/05 L, 2-6 H West Lafayette
 4/9/06 L, 0-14 A Ann Arbor, Mich.
 4/9/06 W, 5-4 A Ann Arbor, Mich.
 4/20/07 L, 1-5 H West Lafayette
 4/21/07 L, 3-7 H West Lafayette
 3/30/08 L, 0-8 H West Lafayette
 3/30/08 L, 0-3 H West Lafayette
 4/4/09 L, 1-3 A Ann Arbor, Mich.
 4/4/09 L, 3-4 (9) A Ann Arbor, Mich.
 4/24/10 L, 1-5 H West Lafayette
 4/25/10 L, 3-12 H West Lafayette
 4/9/11 L, 1-13 A Ann Arbor, Mich.
 4/10/11 L, 0-10 A Ann Arbor, Mich.
 5/11/12 L, 1-2 A Ann Arbor, Mich.
 5/12/12 L, 5-8 A Ann Arbor, Mich.
 5/12/12 L, 0-8 A Ann Arbor, Mich.
 3/22/13 L, 9-0 A Ann Arbor, Mich.
 3/23/13 L, 13-5 A Ann Arbor, Mich.
 3/23/13 L, 8-7 A Ann Arbor, Mich.
 4/23/14 W, 3-2 H West Lafayette
 4/23/14 L, 0-11 H West Lafayette

MICHIGAN STATE (30-20)

H: 17-9 A: 10-9 N: 3-2

4/12/95 W, 4-1 H West Lafayette
 4/12/95 L, 2-3 H West Lafayette
 4/13/96 L, 1-3 H West Lafayette
 4/13/96 L, 0-3 H West Lafayette
 4/14/96 L, 1-2 H West Lafayette
 4/19/97 W, 1-0 A East Lansing, Mich.
 4/19/97 L, 3-5 A East Lansing, Mich.
 4/20/97 W, 7-2 A East Lansing, Mich.

5/10/97 L, 2-4 N Iowa City, Iowa
 4/11/98 W, 8-1 H West Lafayette
 4/11/98 L, 2-7 H West Lafayette
 4/12/98 W, 4-0 H West Lafayette
 3/4/99 W, 6-1 N Tampa, Fla.
 4/10/99 W, 2-0 A East Lansing, Mich.
 4/10/99 W, 5-4 A East Lansing, Mich.
 3/12/00 L, 4-5 (8) N Tampa, Fla.
 3/31/00 W, 3-0 H West Lafayette
 3/31/00 L, 0-2 H West Lafayette
 4/7/01 W, 5-1 A East Lansing, Mich.
 4/8/01 L, 3-8 A East Lansing, Mich.
 4/26/02 W, 1-0 H West Lafayette
 4/27/03 L, 1-4 A East Lansing, Mich.
 4/27/03 L, 2-4 A East Lansing, Mich.
 4/23/04 L, 0-3 A East Lansing, Mich.
 4/24/04 W, 11-1 A East Lansing, Mich.
 4/3/05 W, 11-1 H West Lafayette
 4/3/05 W, 7-2 H West Lafayette
 4/7/06 L, 2-8 A East Lansing, Mich.
 4/8/06 L, 0-1 A East Lansing, Mich.
 3/24/07 W, 7-3 N Oxford, Ohio
 4/22/07 W, 4-3 H West Lafayette
 4/22/07 W, 8-6 H West Lafayette
 4/18/08 L, 1-2 A East Lansing, Mich.
 4/19/08 W, 9-0 A East Lansing, Mich.
 4/9/09 W, 12-0 A East Lansing, Mich.
 4/9/09 W, 8-3 A East Lansing, Mich.
 4/28/10 W, 2-0 H West Lafayette
 4/28/10 W, 10-2 H West Lafayette
 5/11/11 W, 5-0 A East Lansing, Mich.
 5/11/11 L, 2-3 A East Lansing, Mich.
 3/24/12 W, 10-6 H West Lafayette
 3/24/12 W, 8-4 H West Lafayette
 3/25/12 W, 2-0 H West Lafayette
 4/5/13 L, 3-2 H West Lafayette
 4/6/13 W, 7-2 H West Lafayette
 4/7/13 L, 1-0 H West Lafayette
 5/9/13 W, 8-5 N Lincoln, Neb.
 3/28/14 W, 10-1 H West Lafayette
 3/30/14 L, 3-6 H West Lafayette
 3/30/14 W, 10-1 H West Lafayette

MIDDLE TENNESSEE STATE (1-2)

H: 0-0 A: 0-0 N: 1-2

3/3/07 L, 4-5 (9) N Woodstock, Ga.
 2/21/09 L, 4-11 N Auburn, Ala.
 3/12/11 W, 5-4 N Boca Raton, Fla.

MINNESOTA (21-30)

H: 9-17 A: 11-11 N: 1-2

4/29/95 L, 2-1 H West Lafayette
 4/29/95 L, 7-01 H West Lafayette
 4/30/95 W, 3-2 H West Lafayette
 4/30/95 L, 5-4 H West Lafayette
 4/20/96 W, 4-1 A Minneapolis, Minn.
 4/20/96 L, 11-1 A Minneapolis, Minn.
 4/21/96 W, 2-0 A Minneapolis, Minn.
 5/3/97 W, 2-0 H West Lafayette
 5/3/97 L, 2-0 H West Lafayette
 5/4/97 W, 3-2 H West Lafayette
 4/4/98 L, 5-1 A Minneapolis, Minn.
 4/4/98 L, 8-1 A Minneapolis, Minn.
 4/5/98 L, 3-2 A Minneapolis, Minn.

4/3/99 L, 4-1 H West Lafayette
 4/3/99 W, 6-3 H West Lafayette
 4/4/99 L, 2-1 (9) H West Lafayette
 4/29/00 W, 4-3 (16) A Minneapolis, Minn.
 4/30/00 L, 9-2 A Minneapolis, Minn.
 3/30/01 W, 10-0 H West Lafayette
 3/30/01 L, 5-0 H West Lafayette
 4/6/03 L, 1-0 H West Lafayette
 4/6/03 L, 8-2 H West Lafayette
 3/14/04 W, 5-0 N Sunnyvale, Calif.
 4/16/04 L, 2-0 A Minneapolis, Minn.
 4/17/04 W, 2-1 (10) A Minneapolis, Minn.
 4/24/05 L, 8-4 H West Lafayette
 4/24/05 W, 9-0 H West Lafayette
 4/30/06 W, 5-4 A Minneapolis, Minn.
 4/30/06 W, 4-3 A Minneapolis, Minn.
 4/13/07 W, 4-3 (9) A Minneapolis, Minn.
 4/14/07 W, 11-4 A Minneapolis, Minn.
 5/9/08 L, 5-4 N Evanston, Ill.
 3/28/09 L, 6-4 H West Lafayette
 3/29/09 W, 2-1 H West Lafayette
 5/1/10 W, 7-0 A Minneapolis, Minn.
 5/2/10 W, 11-2 A Minneapolis, Minn.
 4/23/11 L, 3-2 H West Lafayette
 4/23/11 W, 3-2 H West Lafayette
 5/5/12 L, 5-3 A Minneapolis, Minn.
 5/5/12 L, 5-2 A Minneapolis, Minn.
 5/6/12 W, 12-2 A Minneapolis, Minn.
 5/2/14 W, 3-0 H West Lafayette
 5/3/14 L, 9-1 H West Lafayette
 5/4/14 L, 7-2 H West Lafayette
 5/9/14 L, 6-3 N Evanston, Ill.
 5/1/15 L, 1-0 A Minneapolis, Minn.
 5/2/15 L, 3-2 (8) A Minneapolis, Minn.
 5/2/15 L, 4-2 A Minneapolis, Minn.
 5/25/16 L, 5-0 H West Lafayette
 5/26/16 L, 4-1 H West Lafayette
 5/27/16 L, 4-3 H West Lafayette

MISSISSIPPI (4-1)

H: 0-0 A: 0-0 N: 4-1

3/14/98 W, 3-1 N Tallahassee, Fla.
 2/9/02 W, 1-0 N St. Augustine, Fla.
 3/6/03 W, 7-5 N Plant City, Fla.
 3/4/04 W, 2-1 (8) N Clearwater, Fla.
 2/17/07 L, 4-6 N Lafayette, La.

MISSISSIPPI STATE (1-3)

H: 0-0 A: 0-2 N: 1-1

2/9/07 L, 5-6 A Starkville, Miss.
 2/11/07 L, 1-8 A Starkville, Miss.
 2/13/09 L, 3-4 N Tallahassee, Fla.
 2/27/11 W, 5-0 N Kennesaw, Ga.

MISSISSIPPI VALLEY STATE (3-0)

H: 0-0 A: 0-0 N: 3-0

2/18/05 W, 5-0 N Lafayette, La.
 2/19/05 W, 7-2 N Lafayette, La.
 2/23/14 W, 12-0 N Auburn, Ala.



SERIES RECORDS

MISSOURI (0-5)

H: 0-0	A: 0-2	N: 0-3
2/25/95 L, 0-10	A	Columbia, Mo.
2/26/95 L, 1-2	A	Columbia, Mo.
3/14/97 L, 2-10	N	Sunnyvale, Calif.
3/5/98 L, 0-6	N	Tampa, Fla.
3/7/08 L, 4-9	N	Clearwater, Fla.

MOREHEAD STATE (1-0)

H: 0-0	A: 0-0	N: 1-0
3/17/01 W, 6-1	N	Sacramento, Calif.

NEBRASKA (5-9)

H: 2-4	A: 1-3	N: 2-2
3/15/96 W, 4-2	N	Sunnyvale, Calif.
3/12/99 W, 6-2	N	Sunnyvale, Calif.
2/17/13 L, 4-3	N	Tucson, Ariz.
4/20/13 L, 5-2 (9)	H	West Lafayette
4/20/13 L, 12-2	H	West Lafayette
4/21/13 W, 6-5	H	West Lafayette
5/10/13 L, 3-2	A	Lincoln, Neb.
4/10/15 W, 1-0	H	West Lafayette
4/11/15 L, 0-3	H	West Lafayette
4/12/15 L, 0-8	H	West Lafayette
4/29/16 W, 4-3 (8)	A	Lincoln, Neb.
4/29/16 L, 8-0	A	Lincoln, Neb.
4/30/16 L, 4-3	A	Lincoln, Neb.
5/12/16 L, 8-0	N	University Park, Pa.

NEBRASKA-OMAHA (0-1)

H: 0-0	A: 0-0	N: 0-1
2/13/16 L, 8-5	N	Tucson, Ariz.

NEVADA (0-3)

H: 0-0	A: 0-0	N: 0-3
3/17/04 L, 6-12	N	Moraga, Calif.
5/16/08 L, 1-4	N	Los Angeles, Calif.
5/18/08 L, 1-2	N	Los Angeles, Calif.

NEW MEXICO (3-1)

H: 0-0	A: 1-0	N: 2-1
3/17/01 L, 1-2	N	Sacramento, Calif.
2/17/06 W, 7-1	N	Las Vegas, Nev.
3/17/10 W, 12-4	N	Fullerton, Calif.
2/19/12 W, 10-6	A	Albuquerque, N.M.

NEW MEXICO STATE (3-3)

H: 0-0	A: 0-2	N: 3-1
2/17/96 W, 8-7	N	Phoenix, Ariz.
3/8/97 W, 2-1	N	Lubbock, Texas
3/9/97 L, 5-11	N	Lubbock, Texas
2/28/98 L, 3-5	A	Las Cruces, N.M.
3/1/98 L, 1-2	A	Las Cruces, N.M.
3/15/16 W, 3-0	N	Orlando, Fla.

NIAGARA (1-0)

H: 0-0	A: 0-0	N: 1-0
2/25/12 W, 14-6	N	Chattanooga, Tenn.

NICHOLLS STATE (1-0)

H: 0-0	A: 0-0	N: 1-0
2/18/05 W, 6-1	N	Lafayette, La.

NORTH CAROLINA (1-4)

H: 0-0	A: 0-0	N: 1-4
2/21/99 W, 4-1	N	Raleigh, N.C.
2/18/00 L, 0-6	N	Raleigh, N.C.
2/17/01 L, 2-6	N	Raleigh, N.C.
2/9/13 L, 2-1 (9)	N	Baton Rouge, La.
2/8/14 L, 2-3	N	Lafayette, La.

NORTH CAROLINA STATE (1-1)

H: 0-0	A: 0-0	N: 1-1
3/12/06 L, 0-2	N	Clearwater, Fla.
3/2/12 W, 7-5 (9)	N	Kissimmee, Fla.

NORTH DAKOTA STATE (1-1)

H: 0-0	A: 0-0	N: 1-1
2/14/10 W, 5-3	N	Tempe, Ariz.
3/7/15 L, 0-3 (8)	N	Knoxville, Tenn.

NORTH TEXAS (2-0)

H: 0-0	A: 0-0	N: 2-0
3/2/13 W, 6-2	N	San Marcos, Texas
2/14/16 W, 6-1	N	Tucson, Ariz.

NORTHEASTERN ILLINOIS (5-0)

H: 2-0	A: 2-0	N: 1-0
4/25/94 W, 6-0	A	Chicago, Ill.
4/25/94 W, 4-0	A	Chicago, Ill.
3/14/97 W, 13-4	N	Sunnyvale, Calif.
3/20/97 W, 3-0	H	West Lafayette
3/20/97 W, 10-8	H	West Lafayette

NORTHERN COLORADO (1-0)

H: 1-0	A: 0-0	N: 1-0
2/18/12 W, 10-1	N	Albuquerque, N.M.

NORTHERN ILLINOIS (11-3)

H: 3-0	A: 0-0	N: 8-3
3/26/94 W, 8-1	N	Bloomington, Ind.
3/3/96 W, 4-3	N	Carbondale, Ill.
3/15/96 L, 3-9	N	Sunnyvale, Calif.
3/24/96 W, 4-1	H	West Lafayette
3/24/96 W, 2-1	H	West Lafayette
3/23/97 W, 2-0	H	West Lafayette
3/18/00 L, 2-3	N	Clearwater, Fla.
2/10/01 W, 2-1	N	Auburn, Ala.
2/11/01 W, 5-0	N	Auburn, Ala.
3/8/02 W, 7-0	N	Plant City, Fla.
3/11/06 L, 2-3	N	Clearwater, Fla.
2/27/10 W, 9-1	N	Louisville, Ky.
2/28/10 W, 2-1	N	Louisville, Ky.
3/13/15 W, 7-3	N	Clearwater, Fla.

NORTHERN IOWA (3-2)

H: 0-0	A: 0-0	N: 3-2
2/26/95 W, 2-1	N	Columbia, Mo.
2/25/06 W, 6-1	N	Pekin, Ill.
2/8/14 L, 3-6	N	Lafayette, La.
3/7/15 L, 1-3	N	Knoxville, Tenn.
3/8/15 W, 3-2	N	Knoxville, Tenn.

NORTHWESTERN (15-34)

H: 7-13	A: 8-17	N: 0-4
5/6/95 W, 2-1	A	Evanston, Ill.
5/6/95 W, 3-2	A	Evanston, Ill.
5/7/95 L, 4-8	A	Evanston, Ill.
5/7/95 L, 1-5	A	Evanston, Ill.
4/27/96 W, 2-1	H	West Lafayette
4/27/96 W, 5-1	H	West Lafayette
4/28/96 W, 6-1	H	West Lafayette
4/26/97 W, 2-1	A	Evanston, Ill.
4/26/97 W, 5-1	A	Evanston, Ill.
4/27/97 W, 10-1	A	Evanston, Ill.
3/28/98 W, 5-4	H	West Lafayette
3/28/98 L, 5-7	H	West Lafayette
3/29/98 L, 3-6	H	West Lafayette
5/8/99 L, 4-5 (8)	A	Evanston, Ill.
5/8/99 L, 1-7	A	Evanston, Ill.
5/9/99 W, 3-1	A	Evanston, Ill.
4/14/00 L, 5-17	H	West Lafayette
4/14/00 W, 6-2	H	West Lafayette
5/12/00 L, 1-2	N	Iowa City, Iowa
4/21/01 W, 2-1	A	Evanston, Ill.
4/22/01 W, 2-1	A	Evanston, Ill.
4/5/02 L, 2-6	H	West Lafayette
4/6/02 L, 4-7	H	West Lafayette
4/13/03 L, 0-1	H	West Lafayette
4/13/03 W, 5-3	H	West Lafayette
3/7/04 L, 2-5 (8)	N	Clearwater, Fla.
4/25/04 L, 0-1	A	Evanston, Ill.
4/25/04 L, 3-13	A	Evanston, Ill.
4/17/05 L, 0-9	H	West Lafayette
4/17/05 L, 0-7	H	West Lafayette
5/12/05 L, 0-2	N	Ann Arbor, Mich.
4/16/06 L, 0-4	A	Evanston, Ill.
4/6/07 L, 1-2	H	West Lafayette
4/20/08 L, 2-10	A	Evanston, Ill.
4/20/08 L, 0-8	A	Evanston, Ill.
4/18/09 W, 2-0	H	West Lafayette
4/18/09 L, 8-10	H	West Lafayette
3/27/10 L, 3-4	A	Evanston, Ill.
3/28/10 L, 7-9	A	Evanston, Ill.
4/26/13 L, 6-4	A	Evanston, Ill.
4/27/13 L, 4-1	A	Evanston, Ill.
4/28/13 L, 6-2	A	Evanston, Ill.
4/3/15 L, 3-4 (8)	A	Evanston, Ill.
4/4/15 L, 1-2	A	Evanston, Ill.
4/5/15 L, 1-5	A	Evanston, Ill.
5/8/15 L, 0-3	N	Columbus, Ohio
5/6/16 L, 2-0	H	West Lafayette
5/7/16 L, 1-0	H	West Lafayette
5/8/16 L, 3-1	H	West Lafayette

NOTRE DAME (9-15)

H: 4-9	A: 5-5	N: 0-1
4/3/97 W, 4-2	H	West Lafayette
4/3/97 W, 3-0	H	West Lafayette
4/8/98 W, 2-0	A	South Bend, Ind.
4/8/98 W, 4-0	A	South Bend, Ind.
3/23/99 W, 6-3	H	West Lafayette
3/23/99 L, 2-10	H	West Lafayette
3/23/00 L, 0-8	A	South Bend, Ind.
3/23/00 W, 2-1	A	South Bend, Ind.
3/26/00 L, 0-4	H	West Lafayette
4/3/01 L, 2-1	H	West Lafayette

SERIES RECORDS



4/3/01	L, 2-4 (8)	H	West Lafayette
4/11/02	L, 2-4	A	South Bend, Ind.
4/1/03	L, 3-7	H	West Lafayette
4/1/03	L, 1-7	H	West Lafayette
4/6/04	L, 2-4	A	South Bend, Ind.
4/6/04	W, 4-3 (8)	A	South Bend, Ind.
5/10/05	L, 1-4	H	West Lafayette
4/26/06	L, 1-9	A	South Bend, Ind.
4/26/06	W, 7-4	A	South Bend, Ind.
4/22/08	W, 1-0	H	West Lafayette
4/22/08	L, 1-3	H	West Lafayette
3/14/10	L, 0-3	N	Lakewood, Calif.
3/31/11	L, 5-7	A	South Bend, Ind.
4/5/12	L, 6-8	H	West Lafayette

OAKLAND (2-0)

H: 1-0 A: 0-0 N: 1-0

3/24/02	W, 9-1	H	West Lafayette
2/20/15	W, 4-2	N	Fort Myers, Fla.

OHIO (3-1)

H: 2-1 A: 0-0 N: 1-0

3/22/97	W, 9-7	H	West Lafayette
4/28/01	L, 1-6	H	West Lafayette
4/28/01	W, 1-0	H	West Lafayette
3/17/06	W, 4-1	N	Tampa, Fla.

OHIO STATE (20-23)

H: 5-6 A: 14-16 N: 1-0

4/15/95	L, 3-6	A	Columbus, Ohio
4/15/95	L, 4-6	A	Columbus, Ohio
4/16/95	L, 0-1	A	Columbus, Ohio
4/16/95	W, 7-3	A	Columbus, Ohio
4/2/96	L, 4-7	H	West Lafayette
4/2/96	W, 2-1	H	West Lafayette
4/29/97	L, 0-1	A	Columbus, Ohio
4/29/97	W, 5-3	A	Columbus, Ohio
4/28/98	L, 0-3	A	Columbus, Ohio
4/28/98	L, 2-5	A	Columbus, Ohio
4/14/99	W, 7-0	A	Columbus, Ohio
4/14/99	W, 16-2	A	Columbus, Ohio
4/7/00	W, 5-4	A	Columbus, Ohio
2/9/01	W, 1-0	N	Auburn, Ala.
4/14/01	L, 0-2	H	West Lafayette
4/15/01	L, 1-2	H	West Lafayette
4/19/02	L, 1-7	A	Columbus, Ohio
4/20/02	L, 5-6	A	Columbus, Ohio
4/30/0	L, 4-6	H	West Lafayette
5/1/05	L, 1-6	A	Columbus, Ohio
5/1/05	W, 8-0	A	Columbus, Ohio
4/2/06	L, 0-3	H	West Lafayette
4/2/06	W, 4-1	H	West Lafayette
4/27/07	L, 5-7	A	Columbus, Ohio
4/28/07	L, 0-8	A	Columbus, Ohio
5/11/07	L, 1-10	A	Columbus, Ohio
4/13/08	L, 4-7	H	West Lafayette
4/13/08	W, 3-1	H	West Lafayette
4/22/09	W, 3-2	A	Columbus, Ohio
4/22/09	L, 1-4	A	Columbus, Ohio
4/16/11	W, 7-0	A	Columbus, Ohio
4/17/11	W, 10-8	A	Columbus, Ohio
4/15/12	W, 2-1	H	West Lafayette
4/15/12	W, 8-3	H	West Lafayette

3/29/13	W, 4-2	A	Columbus, Ohio
3/30/13	W, 8-7 (9)	A	Columbus, Ohio
3/31/13	L, 5-3 (10)	A	Columbus, Ohio
4/11/14	W, 1-0	A	Columbus, Ohio
4/12/14	L, 0-8	A	Columbus, Ohio
4/13/14	W, 5-4	A	Columbus, Ohio
4/22/16	W, 3-0	A	Columbus, Ohio
4/23/16	L, 3-2	A	Columbus, Ohio
4/24/16	L, 5-4	A	Columbus, Ohio

OKLAHOMA (0-1)

H: 0-0 A: 0-0 N: 0-1

2/11/00	L, 1-6	N	Arlington, Texas
---------	--------	---	------------------

OKLAHOMA CITY (1-0)

H: 0-0 A: 0-0 N: 1-0

3/8/97	W, 3-2	N	Lubbock, Texas
--------	--------	---	----------------

OKLAHOMA STATE (3-1)

H: 0-0 A: 0-0 N: 3-1

3/9/02	W, 1-0	N	Plant City, Fla.
3/9/03	L, 0-2 (8)	N	Plant City, Fla.
3/11/05	W, 4-1	N	Clearwater, Fla.
3/16/08	W, 2-1 (8)	N	Clearwater, Fla.

OREGON (1-6)

H: 0-0 A: 0-0 N: 1-6

2/18/95	L, 9-10	N	Phoenix, Ariz.
2/14/97	L, 2-7	N	Phoenix, Ariz.
2/14/98	W, 6-3	N	Phoenix, Ariz.
2/28/98	L, 6-10	N	Las Cruces, N.M.
3/10/01	L, 1-2	N	San Jose Calif.
3/3/12	L, 1-8	N	Kissimmee, Fla.
3/10/12	L, 1-9	N	Fresno, Calif.

OREGON STATE (0-2)

H: 0-0 A: 0-0 N: 0-2

3/1/03	L, 4-5	N	Fullerton, Calif.
3/4/06	L, 1-9	N	Fullerton, Calif.

PACIFIC (6-2)

H: 0-0 A: 2-0 N: 4-2

3/15/96	W, 3-2	N	Sunnyvale, Calif.
3/16/96	L, 1-10	N	Sunnyvale, Calif.
2/28/03	W, 2-0	N	Fullerton, Calif.
3/7/03	W, 6-2	N	Plant City, Fla.
3/1/08	L, 2-3	N	Fullerton, Calif.
2/8/09	W, 8-1	N	Los Angeles, Calif.
2/26/16	W, 7-1	A	Stockton, Calif.
2/27/16	W, 3-1	A	Stockton, Calif.

PENN STATE (24-23-1)

H: 11-4 A: 12-18-1 N: 1-1

4/22/95	L, 1-3	A	University Park, Pa.
4/22/95	L, 7-9	A	University Park, Pa.
4/23/95	L, 2-7	A	University Park, Pa.
4/23/95	W, 7-3	A	University Park, Pa.
3/30/96	W, 7-2	H	West Lafayette
3/30/96	W, 5-4	H	West Lafayette
4/5/97	W, 8-4	A	University Park, Pa.
4/5/97	W, 4-2	A	University Park, Pa.
4/6/97	L, 1-3	A	University Park, Pa.
4/25/98	L, 2-4	A	University Park, Pa.

4/26/98	L, 2-4	A	University Park, Pa.
4/26/98	L, 1-3	A	University Park, Pa.
4/24/99	L, 1-2	A	University Park, Pa.
4/24/99	L, 3-8	A	University Park, Pa.
4/25/99	L, 2-8	A	University Park, Pa.
4/9/00	L, 0-2	A	University Park, Pa.
5/11/00	L, 3-4	N	Iowa City, Iowa
4/13/01	W, 5-4 (10)	H	West Lafayette
4/13/01	L, 0-8	H	West Lafayette
3/9/02	W, 1-0	N	Plant City, Fla.
4/21/02	L, 7-8	A	University Park, Pa.
4/21/02	L, 1-2	A	University Park, Pa.
3/28/03	W, 5-1	A	University Park, Pa.
3/29/03	L, 5-6	A	University Park, Pa.
5/02/04	W, 6-1	H	West Lafayette
5/02/04	L, 1-2	H	West Lafayette
4/29/05	L, 0-6	A	University Park, Pa.
4/30/05	L, 1-7	A	University Park, Pa.
3/31/06	L, 0-8	H	West Lafayette
4/1/06	W, 3-1	H	West Lafayette
4/29/07	W, 1-0	A	University Park, Pa.
4/29/07	W, 2-1	A	University Park, Pa.
3/28/08	W, 5-4	H	West Lafayette
3/29/08	W, 4-1	H	West Lafayette
4/25/09	W, 2-0	A	University Park, Pa.
4/26/09	W, 3-2	A	University Park, Pa.
4/3/10	W, 5-0	H	West Lafayette
4/4/10	L, 1-2 (8)	H	West Lafayette
4/30/11	L, 5-8	A	University Park, Pa.
5/1/11	T, 0-0 (8)	A	University Park, Pa.
3/31/12	W, 2-1	H	West Lafayette
3/31/12	W, 7-0	H	West Lafayette
4/1/12	W, 5-0	H	West Lafayette
4/17/13	L, 8-4	A	University Park, Pa.
4/17/13	W, 12-3	A	University Park, Pa.
3/21/14	W, 10-3	A	University Park, Pa.
3/22/14	W, 9-2	A	University Park, Pa.
3/22/14	W, 13-4	A	University Park, Pa.

PITTSBURGH (4-0)

H: 0-0 A: 0-0 N: 4-0

3/7/03	W, 9-0	N	Plant City, Fla.
3/19/04	W, 8-5 (10)	N	Sacramento, Calif.
2/10/06	W, 5-0	N	Boca Raton, Fla.
3/16/07	W, 8-0	N	Sacramento, Calif.

PORTLAND STATE (0-3)

H: 0-0 A: 0-0 N: 0-2

3/1/03	L, 1-5	N	Fullerton, Calif.
2/18/06	L, 1-4	N	Las Vegas, Nev.
2/13/10	L, 2-3	N	Tempe, Ariz.

QUINNIPIAC (2-0)

H: 0-0 A: 0-0 N: 2-0

3/15/14	W, 10-2	N	Clearwater, Fla.
3/14/15	W, 2-1	N	Clearwater, Fla.

RADFORD (2-0)

H: 0-0 A: 0-0 N: 2-0

2/20/00	W, 3-0	N	Raleigh, N.C.
2/16/01	W, 4-0	N	Raleigh, N.C.



SERIES RECORDS

RUTGERS (2-3)

	H: 1-2	A: 0-0	N: 1-1
3/14/09	L, 7-9	N	Boca Raton, Fla.
3/11/11	W, 6-5	N	Boca Raton, Fla.
3/28/15	L, 0-5	H	West Lafayette
3/28/15	W, 11-8	H	West Lafayette
3/29/15	L, 1-2 (10)	H	West Lafayette

SACRAMENTO STATE (0-2)

	H: 0-0	A: 0-1	N: 0-1
3/9/01	L, 4-5	N	Sunnyvale, Calif.
3/19/04	L, 0-2	A	Sacramento, Calif.

SAINT JOSEPH'S (1-0)

	H: 0-0	A: 0-0	N: 1-0
3/14/15	W, 6-2	N	Clearwater, Fla.

SAINT LOUIS (3-0)

	H: 0-0	A: 0-0	N: 3-0
4/10/94	W, 9-0	N	Chicago, Ill.
3/5/05	W, 6-3	N	Atlanta, Ga.
2/26/10	W, 12-11	N	Louisville, Ky.

SAINT MARY'S (CALIF.) (7-1)

	H: 0-0	A: 5-1	N: 2-0
3/13/97	W, 3-0	A	Moraga, Calif.
3/13/97	W, 9-6	A	Moraga, Calif.
3/15/97	W, 2-1	N	Sunnyvale, Calif.
3/16/99	L, 1-3	A	Moraga, Calif.
3/16/99	W, 6-2	A	Moraga, Calif.
3/17/04	W, 6-0	A	Moraga, Calif.
3/20/04	W, 8-0	N	Sacramento, Calif.
3/15/07	W, 10-3	A	Moraga, Calif.

SAM HOUSTON STATE (0-2)

	H: 0-0	A: 0-2	N: 0-0
3/12/13	L, 5-2	A	Huntsville, Texas
3/12/13	L, 3-2	A	Huntsville, Texas

SAMFORD (1-1)

	H: 0-0	A: 0-0	N: 1-1
2/22/04	W, 5-0	N	Chattanooga, Tenn.
2/22/14	L, 3-6	N	Auburn, Ala.

SAN DIEGO (1-0)

	H: 0-0	A: 0-0	N: 1-0
3/13/10	W, 6-5	N	Lakewood, Calif.

SAN DIEGO STATE (3-3)

	H: 0-0	A: 1-0	N: 2-3
2/25/00	W, 4-3	N	Santa Barbara, Calif.
2/12/10	L, 6-7	N	Tempe, Ariz.
3/11/12	W, 2-1	N	Fresno, Calif.
3/16/12	W, 6-5	A	San Diego, Calif.
2/6/15	L 0-2	N	Fullerton, Calif.
2/7/15	L 1-2	N	Los Angeles, Calif.

SAN JOSE STATE (2-2)

	H: 0-0	A: 0-0	N: 2-2
3/16/96	L, 2-4	N	Sunnyvale, Calif.
3/14/97	L, 1-5	N	Sunnyvale, Calif.
3/13/99	W, 2-1	N	Sunnyvale, Calif.
3/2/07	W, 5-2 (10)	N	Woodstock, Ga.

SANTA CLARA (3-0)

	H: 0-0	A: 0-0	N: 3-0
3/12/99	W, 2-1	N	Sunnyvale, Calif.
3/9/01	W, 7-5	N	San Jose, Calif.
3/17/07	W, 10-0	N	Sacramento, Calif.

SETON HALL (2-0)

	H: 0-0	A: 0-0	N: 2-0
3/16/00	W, 3-0	N	Clearwater, Fla.
3/5/16	W, 11-2	N	Clearwater, Fla.

SOUTH ALABAMA (1-1)

	H: 0-0	A: 0-0	N: 1-1
2/9/08	W, 7-6 (8)	N	Tuscaloosa, Ala.
3/3/12	L, 4-7	N	Kissimmee, Fla.

SOUTH CAROLINA (0-2)

	H: 0-0	A: 0-0	N: 0-2
3/9/00	L, 1-2	N	Tampa, Fla.
2/10/06	L, 0-2	N	Boca Raton, Fla.

SOUTH FLORIDA (3-3)

	H: 0-0	A: 0-1	N: 3-2
3/17/00	W, 4-3 (9)	N	Clearwater, Fla.
3/8/02	W, 9-6	N	Plant City, Fla.
3/5/04	L, 0-8	N	Clearwater, Fla.
3/17/06	W, 5-0	N	Tampa, Fla.
3/14/08	L, 1-2	N	Clearwater, Fla.
3/4/16	L, 5-0	A	Tampa, Fla.

SOUTHEASTERN LOUISIANA (1-1)

	H: 0-0	A: 0-0	N: 1-1
2/22/13	L, 3-1	N	College Station, Texas
2/23/13	W, 6-0	N	College Station, Texas

SOUTHERN ILLINOIS (3-2)

	H: 2-0	A: 1-0	N: 0-2
4/20/95	W, 4-0	H	West Lafayette
4/20/95	W, 7-4	H	West Lafayette
3/16/00	L, 3-7	N	Clearwater, Fla.
2/7/03	L, 0-3	N	St. Augustine, Fla.
3/6/11	W, 11-1	A	Carbondale, Ill.

SOUTHERN UTAH (4-0)

	H: 0-0	A: 0-0	N: 4-0
2/27/98	W, 6-2	N	Las Cruces, N.M.
2/28/98	W, 4-3	N	Las Cruces, N.M.
2/16/13	W, 8-0 (5)	N	Tucson, Ariz.
2/12/16	W, 8-1	N	Tucson, Ariz.

SOUTHWEST MISSOURI STATE (2-2)

	H: 1-0	A: 0-0	N: 1-2
4/1/94	L, 0-5	N	Charleston, Ill.
4/2/94	L, 1-5	N	Charleston, Ill.
3/4/95	W, 5-1	N	College Station, Texas
3/28/01	W, 6-5	H	West Lafayette

ST. BONAVENTURE (1-0)

	H: 0-0	A: 0-0	N: 1-0
3/6/16	W, 8-0	N	Clearwater, Fla.

STANFORD (0-3)

	H: 0-0	A: 0-0	N: 0-3
3/3/06	L, 0-4	N	Fullerton, Calif.
2/24/07	L, 0-1	N	Miami, Fla.
3/1/08	L, 0-6	N	Fullerton, Calif.

STONY BROOK (0-1)

	H: 0-0	A: 0-0	N: 0-1
2/21/15	L, 2-3	N	Fort Myers, Fla.

SYRACUSE (5-1)

	H: 0-0	A: 0-0	N: 5-1
2/10/01	W, 2-1	N	Auburn, Ala.
2/23/07	W, 5-1	N	Miami, Fla.
2/17/08	W, 10-0	N	Waco, Texas
2/24/08	W, 6-2	N	Greenville, N.C.
2/19/16	W, 4-3 (8)	N	Atlanta, Ga.
2/20/16	L, 11-3	N	Atlanta, Ga.

TEMPLE (6-1)

	H: 0-0	A: 0-0	N: 6-1
3/5/99	W, 6-0	N	Tampa, Fla.
2/19/00	W, 1-0	N	Raleigh, N.C.
3/15/02	W, 5-4	N	Orlando, Fla.
3/15/02	W, 3-0	N	Orlando, Fla.
3/8/03	W, 6-4	N	Plant City, Fla.
2/13/04	W, 7-1	N	Raleigh, N.C.
3/3/12	L, 1-5	N	Kissimmee, Fla.

TENNESSEE (1-3)

	H: 0-0	A: 1-2	N: 0-1
3/7/96	L, 7-10	A	Knoxville, Tenn.
3/10/96	W, 5-4	A	Knoxville, Tenn.
2/18/06	L, 3-12	N	Las Vegas, Nev.
3/8/15	L, 0-8	A	Knoxville, Tenn.

TENNESSEE-CHATTANOOGA (4-3)

	H: 0-0	A: 2-1	N: 2-2
2/22/97	W, 3-0	N	Gainesville, Fla.
3/5/99	L, 1-6	N	Tampa, Fla.
3/7/02	L, 1-3	N	Plant City, Fla.
2/20/04	W, 8-2	A	Chattanooga, Tenn.
2/26/05	L, 2-4	A	Chattanooga, Tenn.
3/7/08	W, 3-0	N	Clearwater, Fla.
2/25/12	W, 6-0	A	Chattanooga, Tenn.

TENNESSEE-MARTIN (2-0)

	H: 0-0	A: 0-0	N: 2-0
5/16/09	W, 6-2	N	Louisville, Ky.
2/24/12	W, 12-5	N	Chattanooga, Tenn.

TENNESSEE STATE (4-0)

	H: 0-0	A: 2-0	N: 2-0
3/17/03	W, 12-0	A	Nashville, Tenn.
3/17/03	W, 10-1	A	Nashville, Tenn.
3/21/04	W, 3-0	N	Sacramento, Calif.
2/26/11	W, 8-0	N	Kennesaw, Ga.

SERIES RECORDS



TENNESSEE TECH (5-1)

H: 0-0	A: 0-0	N: 5-1
3/10/98 W, 8-0	N	Orlando, Fla.
3/18/00 W, 5-0	N	Clearwater, Fla.
2/27/05 W, 2-0	N	Chattanooga, Tenn.
3/10/06 L, 0-1	N	Clearwater, Fla.
3/7/14 W 4-2	N	Athens, Ga.
3/8/14 W 1-0	N	Athens, Ga.

TEXAS (3-1)

H: 0-0	A: 0-0	N: 3-1
3/4/99 W, 6-5	N	Tampa, Fla.
2/16/02 W, 1-0	N	San Antonio, Texas
2/19/10 L, 5-6	N	Houston, Texas
2/9/14 W 5-4	N	Lafayette, La.

TEXAS A&M (2-2)

H: 0-0	A: 0-2	N: 2-0
3/14/09 W, 3-1	N	Boca Raton, Fla.
2/22/13 L, 5-1	A	College Station, Texas
2/23/13 L, 6-1	A	College Station, Texas
2/8/15 W 1-0	N	Los Angeles, Calif.

TEXAS A&M-CORPUS CHRISTI (4-1)

H: 0-0	A: 1-0	N: 3-1
3/3/01 W, 4-0	A	Corpus Christi, Texas
3/3/02 L, 0-9	N	Los Angeles, Calif.
3/3/02 W, 7-4	N	Los Angeles, Calif.
3/1/13 W, 3-0	N	San Marcos, Texas
3/2/13 W, 7-0	N	San Marcos, Texas

TEXAS-ARLINGTON (0-0-1)

H: 0-0	A: 0-0	N: 0-0-1
3/4/01 T, 0-0 (8)	N	Corpus Christi, Texas

TEXAS-SAN ANTONIO (2-1)

H: 0-0	A: 1-0	N: 1-1
2/17/02 W, 5-3	A	San Antonio, Texas
2/20/10 W, 3-2	N	Houston, Texas
2/24/13 L, 2-1	N	College Station, Texas

TEXAS STATE (5-4)

H: 0-0	A: 5-1	N: 0-3
3/8/95 W, 1-0	A	San Marcos, Texas
3/8/95 L, 2-6	A	San Marcos, Texas
2/16/02 L, 2-5	N	San Antonio, Texas
2/25/07 L, 1-2 (8)	N	Miami, Fla.
2/19/11 W, 1-0	A	San Marcos, Texas
2/20/11 W, 9-0	A	San Marcos, Texas
3/1/13 W, 4-3 (8)	A	San Marcos, Texas
3/3/13 W, 7-2	A	San Marcos, Texas
3/4/16 L, 2-1 (8)	N	Tampa, Fla.

TEXAS TECH (3-0)

H: 0-0	A: 2-0	N: 1-0
3/8/97 W, 4-2	A	Lubbock, Texas
3/9/97 W, 7-1	A	Lubbock, Texas
2/15/03 W, 7-5	N	Las Vegas, Nev.

TOLEDO (5-0)

H: 1-0	A: 0-0	N: 4-0
3/26/00 W, 7-2	H	West Lafayette
3/9/07 W, 4-0	N	Fresno, Calif.
3/24/07 W, 4-1	N	Oxford, Ohio
3/25/07 W, 9-0	N	Oxford, Ohio
3/26/11 W, 1-0	N	Oxford, Ohio

TOWSON (1-1)

H: 0-0	A: 0-0	N: 1-1
2/15/14 L, 0-8	N	Conway, S.C.
2/16/14 W, 11-7	N	Conway, S.C.

TROY (1-0)

H: 0-0	A: 0-0	N: 1-0
2/26/12 W, 10-4	N	Chattanooga, Tenn.

TULSA (1-1)

H: 0-0	A: 0-0	N: 1-1
2/9/13 L, 4-1	N	Baton Rouge, La.
2/10/13 W, 5-0	N	Baton Rouge, La.

UC DAVIS (2-1)

H: 0-0	A: 1-1	N: 1-0
3/14/07 W, 5-0	A	Davis, Calif.
3/14/07 L, 1-3	A	Davis, Calif.
2/29/08 W, 9-0	N	Fullerton, Calif.

UCLA (1-3)

H: 0-0	A: 1-3	N: 0-0
3/2/02 L, 2-4	A	Los Angeles, Calif.
3/2/02 L, 0-3	A	Los Angeles, Calif.
2/7/09 W, 2-1	A	Los Angeles, Calif.
2/7/15 L, 3-9	A	Los Angeles, Calif.

UC RIVERSIDE (1-0)

H: 0-0	A: 0-0	N: 1-0
2/16/03 W, 10-1	N	Las Vegas, Nev.

UC SANTA BARBARA (3-0)

H: 0-0	A: 1-0	N: 2-0
2/25/00 W, 3-1	A	Santa Barbara, Calif.
3/5/06 W, 5-3 (8)	N	Fullerton, Calif.
2/12/16 W, 10-9	N	Tucson, Ariz.

UMKC (2-0)

H: 0-0	A: 0-0	N: 2-0
4/9/94 W, 4-2	N	Chicago, Ill.
2/11/05 W, 8-0	N	Las Cruces, N.M.

UNC-GREENSBORO (1-1)

H: 0-0	A: 0-0	N: 1-1
3/5/94 L, 4-6	N	Greenville, N.C.
2/17/01 W, 3-0	N	Raleigh, N.C.

UNC-WILMINGTON (1-0)

H: 0-0	A: 0-0	N: 1-0
3/6/94 W, 5-1	N	Greensboro, N.C.

UNLV (2-3)

H: 0-0	A: 0-0	N: 2-3
2/17/96 W, 7-3	N	Phoenix, Ariz.
2/14/03 W, 10-1	N	Las Vegas, Nev.
3/12/10 L, 3-7	N	Lakewood, Calif.
3/18/10 L, 9-4	N	Fullerton, Calif.
3/16/12 L, 2-6	N	San Diego, Calif.

UTAH (0-5)

H: 0-0	A: 0-0	N: 0-5
2/18/95 L, 0-8	N	Phoenix, Ariz.
2/15/97 L, 2-5	N	Phoenix, Ariz.
3/18/10 L, 2-4	N	Fullerton, Calif.
3/12/16 L, 3-1	N	Orlando, Fla.
3/13/16 L, 4-2	N	Orlando, Fla.

UTAH STATE (2-3)

H: 0-0	A: 0-0	N: 2-3
2/17/95 L, 3-7	N	Phoenix, Ariz.
2/16/97 L, 2-4	N	Phoenix, Ariz.
2/14/98 L, 4-5	N	Phoenix, Ariz.
3/20/04 W, 4-0	N	Sacramento, Calif.
2/15/13 W, 2-1	N	Tucson, Ariz.

UTAH VALLEY STATE (1-0)

H: 0-0	A: 0-0	N: 1-0
2/12/05 W, 4-1	N	Las Cruces, N.M.

VALPARAISO (23-5-2)

H: 11-3	A: 10-2-2	N: 2-0
3/29/94 W, 3-2	H	West Lafayette
3/29/94 W, 3-2	H	West Lafayette
4/27/94 W, 4-0	A	Valparaiso, Ind.
4/27/94 W, 6-0	A	Valparaiso, Ind.
4/5/95 W, 3-1	A	Valparaiso, Ind.
4/5/95 W, 3-0	A	Valparaiso, Ind.
4/11/96 W, 4-0	H	West Lafayette
4/11/96 W, 11-2	H	West Lafayette
4/18/00 W, 2-0	A	Valparaiso, Ind.
4/18/00 W, 6-2	A	Valparaiso, Ind.
3/21/01 W, 3-0	H	West Lafayette
3/21/01 W, 2-0	H	West Lafayette
3/13/02 W, 7-0	N	Orlando, Fla.
3/13/02 W, 13-1	N	Orlando, Fla.
3/24/04 L, 0-2	H	West Lafayette
3/24/04 W, 8-0	H	West Lafayette
4/19/05 W, 6-3	A	Valparaiso, Ind.
4/19/05 T, 4-4 (9)	A	Valparaiso, Ind.
4/13/06 L, 0-2	H	West Lafayette
4/18/07 L, 11-12	A	Valparaiso, Ind.
4/15/08 W, 3-0	H	West Lafayette
4/15/08 L, 1-4	H	West Lafayette
4/16/09 W, 7-1	A	Valparaiso, Ind.
4/16/09 L, 2-3	A	Valparaiso, Ind.
4/15/10 W, 5-3	H	West Lafayette
4/16/10 W, 9-0	H	West Lafayette
4/7/11 W, 8-2	A	Valparaiso, Ind.
4/7/11 T, 4-4 (5)	A	Valparaiso, Ind.
3/29/12 W, 4-3	A	Valparaiso, Ind.
4/24/13 W, 4-2	H	West Lafayette



VILLANOVA (4-0)

H: 0-0 A: 0-0 N: 4-0

2/20/04	W, 4-1	N	Chattanooga, Tenn.
3/10/05	W, 3-2	N	Clearwater, Fla.
3/10/06	W, 13-4	N	Clearwater, Fla.
3/8/08	W, 11-3	N	Clearwater, Fla.

VIRGINIA (2-0)

H: 0-0 A: 0-0 N: 2-0

4/12/04	W, 8-0	N	Sunnyvale, Calif.
2/15/14	W, 13-3	N	Conway, S.C.

VIRGINIA TECH (1-0)

H: 0-0 A: 0-0 N: 1-0

3/7/02	W, 7-6	N	Plant City, Fla.
--------	--------	---	------------------

WASHINGTON (0-3)

H: 0-0 A: 0-0 N: 0-3

2/17/96	L, 4-9	N	Phoenix, Ariz.
3/2/03	L, 0-11	N	Fullerton, Calif.
3/21/10	L, 4-12	N	Fullerton, Calif.

WESTERN ILLINOIS (3-0)

H: 0-0 A: 0-0 N: 3-0

3/3/96	W, 2-1	N	Carbondale, Ill.
3/18/05	W, 2-1	N	Raleigh, N.C.
2/25/06	W, 11-3 (8)	N	Pekin, Ill.

WESTERN KENTUCKY (4-1)

H: 0-0 A: 2-0 N: 2-1

3/16/01	W, 6-3	N	Sacramento, Calif.
3/19/03	W, 9-0	A	Bowling Green, Ky.
3/19/03	W, 5-0 (8)	A	Bowling Green, Ky.
2/21/04	L, 5-6	N	Chattanooga, Tenn.
3/20/05	W, 3-2	N	Raleigh, N.C.

WESTERN MICHIGAN (5-3)

H: 3-1 A: 0-0 N: 2-2

3/27/94	L, 1-3	N	Bloomington, Ind.
3/21/98	W, 6-3	H	West Lafayette
3/22/98	W, 5-0	H	West Lafayette
4/25/01	W, 1-0	H	West Lafayette
4/25/01	L, 1-2	H	West Lafayette
3/8/03	W, 4-1	N	Plant City, Fla.
3/12/05	L, 0-2	N	Clearwater, Fla.
3/15/15	W, 3-1	N	Clearwater, Fla.

WICHITA STATE (2-0)

H: 0-0 A: 0-0 N: 2-0

2/27/98	W, 6-0	N	Las Cruces, N.M.
2/15/02	W, 7-4	N	San Antonio, Texas

WINTHROP (1-2)

H: 0-0 A: 0-0 N: 1-2

3/5/05	L, 3-5	N	Atlanta, Ga.
3/3/07	L, 4-8	N	Woodstock, Ga.
2/22/09	W, 2-0	N	Auburn, Ala.

WISCONSIN (30-19)

H: 18-8 A: 11-11 N: 1-0

4/6/96	W, 2-0	A	Madison, Wis.
4/6/96	W, 5-2	A	Madison, Wis.
4/7/96	W, 5-2	A	Madison, Wis.

4/12/97	W, 3-2	H	West Lafayette
4/12/97	W, 8-5	H	West Lafayette
4/13/97	W, 2-1	H	West Lafayette
4/18/98	W, 2-1	A	Madison, Wis.
4/18/98	L, 0-7	A	Madison, Wis.
4/19/98	W, 3-2	A	Madison, Wis.
4/17/99	L, 2-6	H	West Lafayette
4/17/99	L, 3-5	H	West Lafayette
4/18/99	W, 8-1	H	West Lafayette
4/28/00	L, 0-1 (9)	A	Madison, Wis.
4/28/00	L, 4-5	A	Madison, Wis.
3/31/01	L, 1-3 (9)	H	West Lafayette
4/1/01	W, 1-0	H	West Lafayette
3/29/02	L, 4-6	A	Madison, Wis.
3/30/02	L, 1-6	A	Madison, Wis.
4/5/03	W, 2-0	H	West Lafayette
4/5/03	W, 8-1	H	West Lafayette
3/13/04	W, 1-0	N	Sunnyvale, Calif.
4/18/04	L, 2-4	A	Madison, Wis.
4/18/04	W, 3-2	A	Madison, Wis.
4/22/05	L, 3-8 (9)	H	West Lafayette
4/23/05	W, 10-4	H	West Lafayette
4/23/06	L, 2-6	H	West Lafayette
4/23/06	W, 4-3	H	West Lafayette
4/15/07	W, 4-3	H	West Lafayette
4/15/07	L, 5-6	H	West Lafayette
4/4/08	W, 5-2	A	Madison, Wis.
4/5/08	W, 4-3	A	Madison, Wis.
3/21/09	W, 5-0	H	West Lafayette
3/22/09	W, 6-0	H	West Lafayette
4/17/10	L, 0-3	A	Madison, Wis.
4/18/10	W, 5-1	A	Madison, Wis.
5/7/11	L, 1-4	H	West Lafayette
5/8/11	W, 4-3 (9)	H	West Lafayette
4/28/12	W, 7-2	H	West Lafayette
4/28/12	L, 1-7	H	West Lafayette
4/29/12	W, 6-5	H	West Lafayette
4/25/14	L, 1-2	A	Madison, Wis.
4/25/14	L, 5-6	A	Madison, Wis.
4/26/14	L, 3-7	A	Madison, Wis.
3/20/15	W, 9-0	H	West Lafayette
3/21/15	W, 4-1	H	West Lafayette
3/22/15	W, 6-0	H	West Lafayette
4/9/16	L, 9-5	A	Madison, Wis.
4/9/16	W, 5-4	A	Madison, Wis.
4/10/16	W, 3-2	A	Madison, Wis.

WRIGHT STATE (5-1)

H: 1-0 A: 0-0 N: 4-1

3/9/96	W, 1-0	N	Knoxville, Tenn.
3/22/97	W, 5-4	H	West Lafayette
2/20/00	W, 6-2	N	Raleigh, N.C.
2/19/06	W, 14-5	N	Las Vegas, Nev.
3/2/07	L, 2-3	N	Woodstock, Ga.
3/5/11	W, 9-1	N	Carbondale, Ill.

YOUNGSTOWN STATE (1-0)

H: 0-0 A: 0-0 N: 1-0

3/23/07	W, 1-0	N	Oxford, Ohio
---------	--------	---	--------------

STREAKS AND STRINGS

A Look into the Boilermaker Records

Oldest series: vs. Canisius College

Began: March 5, 1994

Last Played: March 17, 2000

Most played series: 54 games vs. Iowa,
April 1, 1995 to April 3, 2016

Most wins vs. a single opponent: 30,
vs. Michigan State & vs. Indiana

Longest current win streak: 9 vs. IPFW,
April 19, 1994 to April 15, 2015

Longest win streak in a season: 12 games,
from March 15 to March 28, 2003

Longest Big Ten win streak: 6 games,
from April 29, 2007 to March 29, 2008
from March 24 to April 1, 2012

Most Extra-Inning Games vs opponent: 5,
vs. Illinois (9, 10, 8, 8 and 8)
vs. Iowa (9, 8, 9, 9, and 8)
vs. Minnesota (9, 16, 10, 9 and 8)

YEAR-BY-YEAR RESULTS



1994 – Inaugural Season

21-17-1 (.551 overall)

Carol Bruggeman, head coach

Date	Opponent	Score
------	----------	-------

Hampton Inn-Lady Pirate Invite (Greenville, N.C.)

3/5	vs. Canisius College	L, 2-10
3/5	vs. UNC-Greensboro	L, 4-6
3/6	vs. UNC-Wilmington	W, 5-1
3/6	at East Carolina	W, 7-4
3/7	at East Carolina	L, 3-6
3/7	at East Carolina	W, 5-2
3/11	at Coastal Carolina	L, 0-7
3/11	at Coastal Carolina	L, 0-2
3/12	at Coker College	W, 4-3 (8)
3/12	at Coker College	L, 7-8 (9)

Indiana Spring Invitational (Bloomington, Ind.)

3/25	vs. Indiana State	L, 3-4
3/26	vs. Northern Illinois	W, 8-1
3/26	at Indiana	L, 0-4
3/27	vs. Western Michigan	L, 1-3
3/29	Valparaiso	W, 3-2
3/29	Valparaiso	W, 3-2

Jerry's Pizza Spring Classic (Charleston, Ill.)

4/1	vs. Evansville	W, 3-1
4/1	vs. Southwest Missouri State	L, 0-5
4/2	at Eastern Illinois	W, 7-3
4/2	vs. Southwest Missouri State	L, 1-5
4/5	Indiana	L, 9-11

Home Run Inn Classic (Chicago, Ill.)

4/9	vs. Dayton	W, 3-1
4/9	vs. UMKC	W, 4-2
4/10	vs. Saint Louis	W, 9-0
4/10	at DePaul	L, 3-6
4/12	at Butler	L, 0-1
4/12	at Butler	T, 4-4 (10)
4/19	IPFW\$	W, 9-0
4/19	IPFW	W, 2-0
4/21	at Indianapolis	W, 3-0
4/21	at Indianapolis	W, 11-4
4/23	Indiana State	W, 2-1
4/23	Indiana State	L, 3-4
4/25	at Northeastern Illinois	W, 6-0
4/25	at Northeastern Illinois	W, 4-0
4/27	at Valparaiso	W, 4-0
4/27	at Valparaiso	W, 6-0

Huskie Spring Invitational (DeKalb, Ill.)

4/29	vs. Butler	L, 4-5 (8)
4/29	vs. Bradley	L, 2-3

\$-First No-Hitter in Purdue History

1995 – Inaugural Big Ten Season

23-31 (8-20 Big Ten, 9th) (.426 overall)

Carol Bruggeman, head coach

Date	Opponent	Score
------	----------	-------

Arizona State-Coca-Cola Classic (Phoenix, Ariz.)

2/16	vs. Arizona State	L, 7-10
2/17	vs. Utah State	L, 3-7
2/17	vs. Massachusetts	W, 3-1
2/18	vs. Utah	L, 0-8
2/18	vs. Oregon	L, 9-10
2/19	vs. Eastern Michigan	L, 7-9

Missouri Round Robin (Columbia, Mo.)

2/25	vs. Indiana State	W, 5-0
2/25	at Missouri	L, 0-10
2/26	vs. Northern Iowa	W, 2-1
2/26	at Missouri	L, 1-2

Aggie Invitational (College Station, Texas)

3/3	vs. McNeese State	L, 4-5
3/4	vs. Southwest Missouri State	W, 5-1
3/8	at Southwest Texas	W, 1-0
3/8	at Southwest Texas	L, 2-6
3/21	at Ball State	W, 6-1
3/21	at Ball State	L, 0-5
3/22	Miami (Ohio)	W, 3-2
3/22	Miami (Ohio)	W, 3-1
3/25	#5 Michigan	L, 2-9
3/25	#5 Michigan	L, 0-12
3/26	#5 Michigan	L, 5-10
3/26	#5 Michigan	L, 3-4
3/29	at Evansville	L, 3-4
3/29	at Evansville	W, 3-0
4/1	Iowa	L, 3-4
4/1	Iowa	L, 1-6
4/2	Iowa	W, 6-2
4/2	Iowa	L, 2-3
4/5	at Valparaiso	W, 3-1
4/5	at Valparaiso	W, 3-0
4/12	Michigan State	W, 4-1
4/12	Michigan State	L, 2-3
4/15	at Ohio State	L, 3-6
4/15	at Ohio State	L, 4-6
4/16	at Ohio State	L, 0-1
4/16	at Ohio State	W, 7-3
4/19	at Indiana State	W, 2-0
4/19	at Indiana State	W, 3-1
4/20	Southern Illinois	W, 4-0
4/20	Southern Illinois	W, 7-4
4/22	at Penn State	L, 1-3
4/22	at Penn State	L, 7-9
4/23	at Penn State	L, 2-7
4/23	at Penn State	W, 7-3
4/26	at Indiana	L, 0-2
4/26	at Indiana	W, 2-1
4/29	Minnesota	L, 1-2
4/29	Minnesota	L, 1-7
4/30	Minnesota	W, 3-2
4/30	Minnesota	L, 4-5
5/6	at Northwestern	W, 2-1
5/6	at Northwestern	W, 3-2
5/7	at Northwestern	L, 4-8
5/7	at Northwestern	L, 1-5

1996

36-21 (12-11 Big Ten, 6th) (.655 overall)

Carol Bruggeman, head coach

Date	Opponent	Score
------	----------	-------

Coca-Cola Classic (Phoenix, Ariz.)

2/16	vs. McNeese State	L, 4-1
2/16	vs. Illinois State	L, 3-11
2/17	vs. UNLV	W, 7-3
2/17	vs. New Mexico State	W, 8-7
2/17	vs. Washington	L, 4-9
2/18	vs. Arizona State	W, 3-2

Southern Illinois Tournament (Carbondale, Ill.)

3/3	vs. Northern Illinois	W, 4-3
3/3	vs. Western Illinois	W, 2-1
3/4	vs. Eastern Illinois	W, 2-1
3/4	vs. Eastern Illinois	L, 2-5

Univ. of Tennessee Tournament (Knoxville, Tenn.)

3/7	at Tennessee	L, 7-10
3/9	vs. Wright State	W, 1-0
3/9	vs. Eastern Kentucky	W, 9-0
3/10	vs. Akron	L, 2-3
3/10	at Tennessee	W, 5-4

N.I.S.T. (Sunnyvale, Calif.)

3/15	vs. #11 Nebraska	W, 4-2
3/15	vs. #21 Pacific	W, 3-2
3/15	vs. Northern Illinois	L, 3-9
3/16	vs. San Jose State	L, 2-4
3/16	vs. #21 Pacific	L, 1-10

Boilermaker Invitational (West Lafayette, Ind.)

3/23	Eastern Michigan	W, 4-3
3/23	Butler	W, 10-0
3/24	Northern Illinois	W, 4-1
3/24	Northern Illinois	W, 2-1
3/30	Penn State	W, 7-2
3/30	Penn State	W, 5-4
4/2	Ohio State	L, 4-7
4/2	Ohio State	W, 2-1
4/6	at Wisconsin	W, 2-0
4/6	at Wisconsin	W, 5-2
4/7	at Wisconsin	W, 5-2
4/9	#22 Indiana	L, 0-1
4/9	#22 Indiana	L, 1-10
4/11	Valparaiso	W, 4-0
4/11	Valparaiso	W, 11-2
4/13	Michigan State	L, 1-3
4/13	Michigan State	L, 0-3
4/14	Michigan State	L, 1-2
4/17	at #8 Michigan	L, 0-3
4/17	at #8 Michigan	L, 1-6
4/18	Loyola (Chicago)	L, 1-3
4/18	Loyola (Chicago)	W, 1-0
4/20	at #13 Minnesota	W, 4-1
4/20	at #13 Minnesota	L, 1-11
4/21	at #13 Minnesota	W, 2-0
4/24	Indiana State	W, 9-1
4/24	Indiana State	W, 1-0
4/25	at Miami (Ohio)	W, 4-2
4/25	at Miami (Ohio)	W, 3-2
4/27	Northwestern	W, 2-1
4/27	Northwestern	W, 5-1
4/28	Northwestern	W, 6-1
5/4	at #13 Iowa	W, 3-1
5/4	at #13 Iowa	L, 1-3
5/5	at #13 Iowa	L, 0-7
5/7	Ball State	W, 5-0
5/7	Ball State	W, 3-2



YEAR-BY-YEAR RESULTS

1997

41-25 (14-12 Big Ten, 4th) (.621 overall)

Carol Bruggeman, head coach

Date	Opponent	Score
<i>Coca-Cola Classic (Phoenix, Ariz.)</i>		
2/14	vs. Oregon	L, 2-7
2/14	vs. #25 Arizona State	L, 4-7
2/15	vs. Utah	L, 2-5
2/16	vs. Utah State	L, 2-4
2/16	vs. Massachusetts	W, 4-0
<i>GRU Classic (Gainesville, Fla.)</i>		
2/21	at Florida	W, 2-1
2/21	at Florida	L, 0-1
2/22	vs. Tennessee-Chattanooga	W, 3-0
2/23	vs. #12 Cal State Fullerton	L, 0-1
2/23	vs. #12 Cal State Fullerton	L, 1-6
<i>Texas Tech Invitational (Lubbock, Tex.)</i>		
3/8	vs. Oklahoma City	W, 3-2
3/8	vs. New Mexico State	W, 2-1
3/8	at Texas Tech	W, 4-2
3/9	at Texas Tech	W, 7-1
3/9	vs. New Mexico State	L, 5-11
3/13	at St. Mary's (Calif.)	W, 3-0
3/13	at St. Mary's (Calif.)	W, 9-6
<i>N.I.S.T. (Sunnyvale, Calif.)</i>		
3/14	vs. Northeastern Illinois	W, 13-4
3/14	vs. #15 Missouri	L, 2-10
3/14	vs. San Jose State	L, 1-5
3/15	vs. St. Mary's (Calif.)	W, 2-1
3/15	vs. Loyola Marymount	W, 6-5
3/16	vs. Loyola Marymount	W, 9-0
<i>Boilermaker Invitational (West Lafayette, Ind.)</i>		
3/20	Northeastern Illinois	W, 3-0
3/20	Northeastern Illinois	W, 10-8
3/22	Wright State	W, 5-4
3/22	Ohio	W, 9-7
3/23	Northern Illinois	W, 2-0
3/23	#9 Michigan	L, 2-3
3/23	#9 Michigan	L, 2-12
3/26	at Ball State	W, 4-2
3/26	at Ball State	W, 3-1
3/29	#6 Iowa	L, 1-11
3/29	#6 Iowa	L, 3-4
3/30	#6 Iowa	L, 3-13
4/2	at Indiana State	W, 6-5
4/2	at Indiana State	W, 1-0
4/3	Notre Dame	W, 4-2
4/3	Notre Dame	W, 3-0
4/5	at Penn State	W, 8-4
4/5	at Penn State	W, 4-2
4/6	at Penn State	L, 1-3
4/8	#8 Michigan	L, 3-7
4/8	#8 Michigan	W, 3-1
4/10	at Loyola (Chicago)	W, 2-0
4/10	at Loyola (Chicago)	W, 7-5
4/12	Wisconsin	W, 3-2
4/12	Wisconsin	W, 8-5
4/13	Wisconsin	W, 2-1
4/15	at Butler	W, 6-0
4/15	at Butler	L, 0-1
4/19	at #8 Michigan State	W, 1-0
4/19	at #8 Michigan State	L, 3-5
4/20	at #8 Michigan State	W, 7-2

4/23	at Indiana	L, 1-2
4/23	at Indiana	L, 0-8
4/26	at Northwestern	W, 2-1
4/26	at Northwestern	W, 5-1
4/27	at Northwestern	W, 10-1
4/29	at Ohio State	L, 0-1
4/29	at Ohio State	W, 5-3
5/3	#19 Minnesota	W, 2-0
5/3	#19 Minnesota	L, 0-2
5/4	#19 Minnesota	W, 3-2
<i>Big Ten Tournament (Iowa City, Iowa)</i>		
5/9	at #3 Iowa	L, 0-2
5/10	vs. #13 Michigan State	L, 2-4

1998

29-30 (8-16 Big Ten, 8th) (.492 overall)

Carol Bruggeman, head coach

Date	Opponent	Score
<i>Coca-Cola Classic (Phoenix, Ariz.)</i>		
2/13	vs. #21 Florida State	L, 1-8
2/13	vs. Cal State Fullerton	L, 0-2
2/14	vs. #14 Long Beach State	L, 0-4
2/14	vs. Utah State	L, 4-5
2/14	vs. Oregon	W, 6-3
<i>Troy Cox Invitational (Las Cruces, N.M.)</i>		
2/27	vs. Southern Utah	W, 6-2
2/27	vs. Wichita State	W, 6-0
2/28	vs. Oregon	L, 6-10
2/28	at New Mexico State	L, 3-5
2/28	vs. Southern Utah	W, 4-3
3/1	at New Mexico State	L, 1-2
<i>Speedline Invitational (Tampa, Fla.)</i>		
3/5	vs. #19 Missouri	L, 0-6
3/5	vs. Central Michigan	W, 6-4
3/6	vs. Illinois-Chicago	W, 2-1
3/6	vs. #12 Florida State	L, 4-5
3/7	vs. Georgia	L, 3-6 (10)
3/10	vs. Tennessee Tech	W, 8-0
3/12	at #17 Florida State	W, 1-0
<i>Florida State Tournament (Tallahassee, Fla.)</i>		
3/13	vs. Hofstra	L, 1-7
3/13	vs. Marshall	W, 11-0
3/13	vs. Georgia State	L, 1-4
3/14	vs. Belmont	W, 16-0
3/14	vs. Mississippi	W, 3-1
3/19	at Evansville	W, 6-4
<i>Boilermaker Invitational (West Lafayette, Ind.)</i>		
3/21	Western Michigan	W, 6-3
3/22	Bowling Green	W, 7-1 (8)
3/22	Western Michigan	W, 5-0
3/24	Loyola (Chicago)	W, 7-3
3/24	Loyola (Chicago)	W, 1-0
3/28	Northwestern	W, 5-4
3/28	Northwestern	L, 5-7
3/29	Northwestern	L, 3-6
4/1	Indiana State	W, 9-2
4/1	Indiana State	L, 2-3
4/4	at #18 Minnesota	L, 1-5
4/4	at #18 Minnesota	L, 1-8
4/5	at #18 Minnesota	L, 2-3
4/8	at Notre Dame	W, 2-0
4/8	at Notre Dame	W, 4-0

4/11	Michigan State	W, 8-1
4/11	Michigan State	L, 2-7
4/12	Michigan State	W, 4-0
4/15	Indiana	W, 5-0
4/15	Indiana	W, 5-3 (9)
4/18	at Wisconsin	W, 2-1
4/18	at Wisconsin	L, 0-7
4/19	at Wisconsin	W, 3-2
4/21	at #2 Michigan	L, 0-4
4/21	at #2 Michigan	L, 1-9
4/23	Butler	L, 1-2
4/23	Butler	W, 5-2
4/25	at Penn State	L, 2-4
4/26	at Penn State	L, 2-4
4/26	at Penn State	L, 1-3
4/28	at Ohio State	L, 0-3
4/28	at Ohio State	L, 2-5
5/2	at #18 Iowa	L, 0-4
5/2	at #18 Iowa	L, 4-5
5/3	at #18 Iowa	W, 4-2

1999

30-26 (9-14 Big Ten, 8th) (.536 overall)

Carol Bruggeman, head coach

Date	Opponent	Score
<i>Triangle Classic (Raleigh, N.C.)</i>		
2/20	vs. Marshall	L, 0-2
2/20	vs. Eastern Kentucky	W, 7-1
2/20	vs. Liberty	W, 4-0
2/21	vs. North Carolina	W, 4-1
2/21	vs. Marshall	L, 3-4
<i>Speedline Invitational (Tampa, Fla.)</i>		
3/4	vs. #7 Texas	W, 6-5
3/4	vs. Michigan State	W, 6-1
3/5	vs. Tennessee-Chattanooga	L, 1-6
3/5	vs. Temple	W, 6-0
3/6	vs. #25 Florida	L, 0-3
3/6	vs. #23 Iowa	L, 0-3
<i>N.I.S.T. (Sunnyvale, Calif.)</i>		
3/12	vs. Colorado State	W, 3-2
3/12	vs. Santa Clara	W, 2-1
3/12	vs. #20 Nebraska	W, 6-2
3/13	vs. San Jose State	W, 2-1
3/13	vs. Cal Poly-San Luis Obispo	W, 6-4
3/13	vs. #16 California	L, 0-2
3/13	vs. Arkansas	W, 11-10
3/14	vs. #23 Iowa	L, 1-9
3/16	at St. Mary's (Calif.)	L, 1-3
3/16	at St. Mary's (Calif.)	W, 6-2
3/23	Notre Dame	W, 6-3
3/23	Notre Dame	L, 2-10
3/24	Evansville	W, 2-1
3/24	Evansville	L, 2-4
<i>Boilermaker Invitational (West Lafayette, Ind.)</i>		
3/27	Bradley	W, 4-3 (8)
3/27	Central Michigan	L, 0-8
3/28	Loyola (Chicago)	W, 9-0
3/28	Indiana State	L, 4-14
3/30	at Ball State	W, 6-5 (8)
3/30	at Ball State	W, 10-3
4/3	#23 Minnesota	L, 1-4
4/3	#23 Minnesota	W, 6-3
4/4	#23 Minnesota	L, 1-2 (9)

YEAR-BY-YEAR RESULTS



4/7	#6 Michigan	L, 0-2
4/7	#6 Michigan	L, 2-3 (11)
4/10	at Michigan State	W, 2-0
4/10	at Michigan State	W, 5-4
4/14	at Ohio State	W, 7-0
4/14	at Ohio State	W, 16-2
4/17	Wisconsin	L, 2-6
4/17	Wisconsin	L, 3-5
4/18	Wisconsin	W, 8-1
4/20	IUPUI	W, 5-0
4/20	IUPUI	W, 9-1
4/21	at Indiana	W, 11-1
4/21	at Indiana	W, 6-2
4/24	at Penn State	L, 1-2
4/24	at Penn State	L, 3-8
4/25	at Penn State	L, 2-8
5/1	Iowa	L, 3-4
5/1	Iowa	L, 2-4
5/2	Iowa	L, 3-9
5/8	at Northwestern	L, 4-5 (8)
5/8	at Northwestern	L, 1-7
5/9	at Northwestern	W, 3-1

2000

33-28 (6-10 Big Ten, 6th) (.541 overall)

Carol Bruggeman, head coach

Date	Opponent	Score
<i>Pepsi Classic (Arlington, Texas)</i>		
2/11	vs. Louisiana-Monroe	W, 3-0
2/11	vs. Kentucky	L, 0-2
2/11	vs. #8 Oklahoma	L, 1-6
2/12	vs. Arkansas	L, 2-3
2/12	vs. Baylor	L, 6-8 (8)
<i>Triangle Classic (Raleigh, N.C.)</i>		
2/18	vs. Akron	L, 1-2
2/18	vs. North Carolina	L, 0-6
2/19	vs. Temple	W, 1-0
2/19	vs. Boston University	L, 6-8
2/20	vs. Radford	W, 3-0
2/20	vs. Wright State	W, 6-2
<i>UC Santa Barbara Tournament (Santa Barbara, Calif.)</i>		
2/25	vs. San Diego State	W, 4-3
2/25	at UC Santa Barbara	W, 3-1
2/26	vs. Cal Poly	W, 8-0
2/26	vs. Iowa State	W, 3-0
<i>Speedline Invitational (Tampa, Fla.)</i>		
3/9	vs. Connecticut	L, 1-3
3/9	vs. #18 South Carolina	L, 1-2
3/10	vs. Maryland	W, 2-0
3/10	vs. Hofstra	W, 8-1
3/11	vs. #19 Illinois-Chicago	L, 1-3
3/12	vs. Michigan State	L, 4-5 (8)
<i>USF Clearwater Tournament (Clearwater, Fla.)</i>		
3/16	vs. Southern Illinois	L, 3-7
3/16	vs. Seton Hall	W, 3-0
3/17	vs. Canisius College	W, 2-1 (8)
3/17	vs. South Florida	W, 4-3 (9)
3/18	vs. Tennessee Tech	W, 5-0
3/18	vs. Northern Illinois	L, 2-3
3/23	at #22 Notre Dame	L, 0-8
3/23	at #22 Notre Dame	W, 2-1

<i>Boilermaker Invitational (West Lafayette, Ind.)</i>		
3/25	Bradley	L, 1-3
3/25	Kent State	W, 2-1
3/26	Toledo	W, 7-2
3/26	#22 Notre Dame	L, 0-4
3/29	at Indiana State	W, 7-1
3/29	at Indiana State	W, 1-0
3/31	Michigan State	W, 3-0
3/31	Michigan State	L, 0-2
4/1	#13 Michigan	L, 2-3
4/2	#13 Michigan	L, 0-2
4/5	Butler	W, 8-0
4/5	Butler	W, 2-0
4/7	at Ohio State	W, 5-4
4/9	at Penn State	L, 0-2
4/12	at IUPUI	W, 8-0
4/12	at IUPUI	W, 5-0
4/14	Northwestern	L, 5-17
4/14	Northwestern	W, 6-2
4/15	#13 Iowa	L, 0-4
4/16	#13 Iowa	W, 1-0
4/18	at Valparaiso	W, 2-0
4/18	at Valparaiso	W, 6-2
4/24	Ball State	W, 4-0
4/24	Ball State	W, 4-3
4/28	at Wisconsin	L, 0-1 (9)
4/28	at Wisconsin	L, 4-5
4/29	at Minnesota	W, 4-3 (16)
4/30	at Minnesota	L, 2-9
5/6	at Indiana	W, 1-0
5/7	Indiana	L, 0-1
<i>Big Ten Tournament (Iowa City, Iowa)</i>		
5/11	vs. Penn State	L, 3-4
5/12	vs. Northwestern	L, 1-2

2001

34-24-1 (9-11 Big Ten, T5th) (.585 overall)

Carol Bruggeman, head coach

Date	Opponent	Score
<i>Auburn Invitational (Auburn, Ala.)</i>		
2/9	vs. Ohio State	W, 1-0
2/9	at Auburn	L, 2-7
2/10	vs. Northern Illinois	W, 2-1
2/10	vs. Syracuse	W, 2-1
2/11	vs. Northern Illinois	W, 5-0
<i>Triangle Classic (Raleigh, N.C.)</i>		
2/16	vs. Miami (Ohio)	W, 2-0
2/16	vs. Radford	W, 4-0
2/17	vs. UNC-Greensboro	W, 3-0
2/17	vs. North Carolina	L, 2-6
2/18	vs. Liberty	W, 4-1
2/18	vs. East Carolina	W, 3-0
<i>Islander Bash by the Bay (Corpus Christi, Texas)</i>		
3/3	vs. Loyola (Chicago)	W, 3-0
3/3	at Texas A&M-Corpus Christi	W, 4-0
3/4	vs. Texas-Arlington	T, 0-0 (8)
3/4	vs. Louisiana Tech	W, 2-1
<i>N.I.S.T. (San Jose, Calif.)</i>		
3/9	vs. Sacramento State	L, 4-5
3/9	vs. Santa Clara	W, 7-5
3/9	vs. #9 Arizona State	L, 0-5
3/10	vs. #24 Oregon	L, 1-2

3/10	vs. Long Beach State	W, 2-1
3/10	vs. #12 Iowa	L, 0-8
<i>Capitol Classic (Sacramento, Calif.)</i>		
3/15	vs. #3 California	L, 1-3 (8)
3/15	vs. Miami (Ohio)	W, 5-4
3/16	vs. Western Kentucky	W, 6-3
3/16	vs. Eastern Illinois	W, 1-0
3/17	vs. Morehead State	W, 6-1
3/17	vs. New Mexico	L, 1-2
3/21	Valparaiso	W, 3-0
3/21	Valparaiso	W, 2-0
<i>Boilermaker Invitational (West Lafayette, Ind.)</i>		
3/24	Loyola (Chicago)	W, 3-0
3/24	Butler	W, 4-1
3/28	Southwest Missouri State	W, 6-5
3/30	Minnesota	W, 10-0
3/30	Minnesota	L, 0-5
3/31	#23 Wisconsin	L, 1-3 (9)
4/1	#23 Wisconsin	W, 1-0
4/3	#11 Notre Dame	L, 2-1
4/3	#11 Notre Dame	L, 2-4 (8)
4/6	at Michigan	L, 3-4
4/6	at Michigan	L, 1-6
4/7	at Michigan State	W, 5-1
4/8	at Michigan State	L, 3-8
4/13	Penn State	W, 5-4 (10)
4/13	Penn State	L, 0-8
4/14	Ohio State	L, 0-2
4/15	Ohio State	L, 1-2
4/19	at Loyola (Chicago)	L, 3-4
4/20	at #15 Iowa	L, 1-7
4/20	at #15 Iowa	L, 4-5 (9)
4/21	at Northwestern	W, 2-1
4/22	at Northwestern	W, 2-1
4/25	Western Michigan	W, 1-0
4/25	Western Michigan	L, 1-2
4/27	Illinois	L, 0-3
4/27	Illinois	W, 6-0
4/28	Ohio	L, 1-6
4/28	Ohio	W, 1-0
5/5	Indiana	W, 3-1
5/6	at Indiana	W, 4-1

2002

33-26 (3-14 Big Ten, 10th) (.559 overall)

Carol Bruggeman, head coach

Date	Opponent	Score
<i>Triple Crown Invitational (St. Augustine, Fla.)</i>		
2/8	vs. Georgia	L, 2-3
2/8	vs. Bethune-Cookman	W, 3-0
2/9	vs. Mississippi	W, 1-0
2/9	vs. Florida A&M	W, 8-0
2/10	vs. Georgia	L, 0-1
<i>UTSA Tournament (San Antonio, Texas)</i>		
2/15	vs. Kentucky	L, 0-1
2/15	vs. Wichita State	W, 7-4
2/16	vs. Texas	W, 1-0
2/16	vs. #17 Southwest Texas	L, 2-5
2/17	vs. Bethune-Cookman	W, 5-3
2/17	at Texas-San Antonio	W, 5-3
<i>Stacy Winsberg Memorial Tourn. (Los Angeles)</i>		
3/1	vs. Florida	W, 2-1
3/1	vs. Florida	W, 13-5



YEAR-BY-YEAR RESULTS

3/2	at #1 UCLA	L, 2-4
3/2	at #1 UCLA	L, 0-3
3/3	vs. Texas A&M Corpus Christi	L, 0-9
3/3	vs. Texas A&M Corpus Christi	W, 7-4
<i>Speedline Invitational (Plant City, Fla.)</i>		
3/7	vs. Virginia Tech	W, 7-6
3/7	vs. Tennessee-Chattanooga	L, 1-3
3/8	vs. Northern Illinois	W, 7-0
3/8	vs. South Florida	W, 9-6
3/9	vs. Oklahoma State	W, 1-0
3/9	vs. Penn State	W, 1-0
3/9	vs. #13 Florida Atlantic	L, 0-5
<i>Disney Wide World of Sports Complex (Orlando, Fla.)</i>		
3/13	vs. Valparaiso	W, 7-0
3/13	vs. Valparaiso	W, 13-1
3/15	vs. Temple	W, 5-4
3/15	vs. Temple	W, 3-0
3/17	vs. George Mason	W, 7-1
3/20	IUPUI	W, 9-1
3/20	IUPUI	W, 8-0
<i>Boilermaker Invitational (West Lafayette, Ind.)</i>		
3/23	Gardner-Webb	W, 4-0
3/23	IPFW	W, 8-0
3/24	Oakland	W, 9-1
3/29	at Wisconsin	L, 4-6
3/30	at Wisconsin	L, 1-6
4/3	Butler	W, 4-0
4/3	Butler	W, 7-0
4/5	Northwestern	L, 2-6
4/6	Northwestern	L, 4-7
4/7	#19 Iowa	L, 2-3 (8)
4/7	#19 Iowa	L, 1-2
4/9	Ball State	W, 6-3
4/9	Ball State	W, 2-1
4/11	at Notre Dame	L, 2-4
4/14	Indiana	W, 6-3
4/14	Indiana	W, 7-4
4/16	at Illinois-Chicago	L, 5-8
4/16	at Illinois-Chicago	L, 6-7
4/19	at #22 Ohio State	L, 1-7
4/20	at #22 Ohio State	L, 5-6
4/21	at Penn State	L, 7-8
4/21	at Penn State	L, 1-2
4/24	Dayton	W, 3-2
4/26	Michigan State	W, 1-0
4/28	#11 Michigan	L, 2-6
4/28	#11 Michigan	L, 0-6
5/4	at Illinois	L, 1-10
5/5	at Illinois	L, 3-5

2003

34-27 (5-13 Big Ten, 10th) (.557 overall)

Carol Bruggeman, head coach

Date	Opponent	Score
<i>Triple Crown Invitational (St. Augustine, Fla.)</i>		
2/7	vs. Southern Illinois	L, 0-3
2/7	vs. Central Florida	W, 10-2
2/8	vs. Kansas	L, 7-8
2/8	vs. Kansas	L, 1-3

<i>UNLV Invitational (Las Vegas, Nev.)</i>		
2/14	vs. #3 California	L, 0-1
2/14	vs. UNLV	W, 10-1
2/15	vs. Texas Tech	W, 7-5
2/15	vs. Cal Poly	L, 4-5 (8)
2/16	vs. UC Riverside	W, 10-1
<i>Worth Invitational (Fullerton, Calif.)</i>		
2/28	vs. Pacific	W, 2-0
2/28	at #7 Cal State Fullerton	L, 1-10
3/1	vs. Portland State	L, 1-5
3/1	vs. #17 Oregon State	L, 4-5
3/2	vs. #4 Washington	L, 0-11
<i>Speedline Invitational (Plant City, Fla.)</i>		
3/6	vs. Central Michigan	L, 1-2
3/6	vs. Mississippi	W, 7-5
3/7	vs. Pittsburgh	W, 9-0
3/7	vs. Pacific	W, 6-2
3/8	vs. Temple	W, 6-4
3/8	vs. Western Michigan	W, 4-1
3/9	vs. Oklahoma State	L, 0-2 (8)
3/15	at Louisville	L, 0-2
3/15	at Louisville	W, 9-3
3/17	at Tennessee State	W, 12-0
3/17	at Tennessee State	W, 10-1
3/19	at Western Kentucky	W, 9-0
3/19	at Western Kentucky	W, 5-0 (8)
<i>Boilermaker Invitational (West Lafayette, Ind.)</i>		
3/22	Gardner Webb	W, 8-0
3/22	Loyola (Chicago)	W, 8-0
3/23	IPFW	W, 11-0
3/23	Butler	W, 10-0
3/26	Illinois-Chicago	W, 8-0
3/26	Illinois-Chicago	W, 4-1
3/28	at Penn State	W, 5-1
3/29	at Penn State	L, 5-6
4/1	Notre Dame	L, 3-7
4/1	Notre Dame	L, 1-7
4/5	Wisconsin	W, 2-0
4/5	Wisconsin	W, 8-1
4/6	Minnesota	L, 0-1
4/6	Minnesota	L, 2-8
4/8	IPFW	W, 8-0
4/8	IPFW	W, 19-0
4/11	#24 Illinois	L, 3-6
4/12	#24 Illinois	L, 1-4
4/13	Northwestern	L, 0-1
4/13	Northwestern	W, 5-3
4/16	Eastern Illinois	W, 9-0
4/16	Eastern Illinois	W, 11-0
4/18	at #24 Iowa	L, 0-2
4/19	at #24 Iowa	L, 0-9
4/23	at IUPUI	W, 7-1
4/23	at IUPUI	W, 2-0
4/25	at #14 Michigan	L, 1-2 (8)
4/25	at #14 Michigan	L, 2-3
4/27	at Michigan State	L, 1-4
4/27	at Michigan State	L, 2-4
5/1	Indiana State	W, 3-0
5/1	Indiana State	W, 9-1
5/3	Indiana	W, 6-0
5/4	at Indiana	L, 0-3

2004

32-25 (5-14 Big Ten, 11th) (.561 overall)

Carol Bruggeman, head coach

Date	Opponent	Score
<i>Triangle Classic (Raleigh, N.C.)</i>		
2/13	vs. Temple	W, 7-1
2/13	vs. Campbell	W, 6-5
2/14	vs. Louisville	L, 0-5
<i>Sonic Challenge (Chattanooga, Tenn.)</i>		
2/20	vs. Villanova	W, 4-1
2/20	at UT Chattanooga	W, 8-2
2/21	vs. Bradley	L, 0-2
2/21	vs. Western Kentucky	L, 5-6
2/22	vs. Samford	W, 5-0
2/22	vs. Dayton	W, 9-1
<i>Speedline Invitational (Clearwater, Fla.)</i>		
3/4	vs. Long Island	W, 7-1
3/4	vs. Mississippi	W, 2-1 (8)
3/5	vs. #22 South Florida	L, 0-8
3/5	vs. Illinois-Chicago	W, 3-2
3/6	vs. Mercer	W, 4-0
3/7	vs. Northwestern	L, 2-5 (8)
<i>NIST (Sunnyvale, Calif.)</i>		
3/12	vs. Virginia	W, 8-0
3/12	vs. #3 California	L, 0-8
3/13	vs. #20 Arizona State	L, 0-4
3/13	vs. Wisconsin	W, 1-0
3/14	vs. Minnesota	W, 5-0
3/17	vs. Nevada (at St. Mary's)	L, 6-12
3/17	at Saint Mary's	W, 6-0
<i>Capitol Classic (Sacramento, Calif.)</i>		
3/19	vs. Pittsburgh	W, 8-5 (10)
3/19	at Sacramento State	L, 0-2
3/20	vs. Saint Mary's	W, 8-0
3/20	vs. Utah State	W, 4-0
3/21	vs. Tennessee State	W, 3-0
3/24	Valparaiso	L, 0-2
3/24	Valparaiso	W, 8-0
3/27	IPFW	W, 8-2
3/27	IPFW	W, 2-0
3/31	at Butler	W, 7-1
4/4	#9 Michigan	L, 0-9
4/4	#9 Michigan	L, 0-2
4/6	at Notre Dame	L, 2-4
4/6	at Notre Dame	W, 4-3 (8)
4/9	Illinois	L, 2-3 (9)
4/10	Illinois	L, 4-7
4/11	Iowa	L, 0-6
4/11	Iowa	L, 0-4
4/16	at Minnesota	L, 0-2
4/17	at Minnesota	W, 2-1 (10)
4/18	at Wisconsin	L, 2-4
4/18	at Wisconsin	W, 3-2
4/20	IUPUI	W, 9-0
4/20	IUPUI	W, 8-0
4/23	at Michigan State	L, 0-3
4/24	at Michigan State	W, 11-1
4/25	at Northwestern	L, 0-1
4/25	at Northwestern	L, 3-13
4/28	at Dayton	W, 2-1
4/28	at Dayton	W, 6-1
4/30	Ohio State	L, 4-6

YEAR-BY-YEAR RESULTS



5/2	Penn State	W, 6-1
5/2	Penn State	L, 1-2
5/8	at Indiana	L, 2-7
5/9	Indiana	W, 2-1

2005

34-24-1 (10-10 Big Ten, 7th) (.586 overall)
Carol Bruggeman, head coach

Date	Opponent	Score
<i>NMSU Invitational (Las Cruces, N.M.)</i>		
2/11	vs. Kansas	W, 2-1
2/11	vs. UMKC	W, 8-0
2/12	vs. Utah Valley State	W, 4-1
2/13	vs. Arkansas	L, 6-7

Louisiana Classic (Lafayette, La.)

2/18	vs. Nicholls State	W, 6-1
2/18	vs. Mississippi Valley State	W, 5-0
2/19	vs. #5 Louisiana-Lafayette	L, 1-3
2/19	vs. Mississippi Valley State	W, 7-2
2/20	vs. #5 Louisiana-Lafayette	L, 15-5

Frost Classic (Chattanooga, Tenn.)

2/25	vs. Bradley	W, 2-0
2/25	vs. Kent State	L, 2-4
2/26	at UT-Chattanooga	L, 2-4
2/26	vs. Kentucky	W, 5-4 (9)
2/27	vs. Bowling Green	W, 5-2
2/27	vs. Tennessee Tech	W, 2-0

Buzz Classic (Atlanta, Ga.)

3/4	vs. Mercer	L, 3-7
3/4	vs. #19 Georgia Tech	L, 1-2
3/5	vs. Winthrop	L, 3-5
3/5	vs. Saint Louis	W, 6-3

Speedline Invitational (Clearwater, Fla.)

3/10	vs. Villanova	W, 3-2
3/11	vs. Hofstra	L, 0-1
3/11	vs. Oklahoma State	W, 4-1
3/12	vs. Western Michigan	L, 0-2
3/12	vs. BYU	L, 2-5
3/13	vs. UCF	W, 2-1

NC State Wolfpack Challenge (Raleigh, N.C.)

3/18	vs. Akron	W, 2-0
3/18	vs. Western Illinois	W, 2-1
3/19	vs. Fairfield	W, 2-0
3/20	vs. Western Kentucky	W, 3-2
3/20	vs. Illinois-Chicago	L, 3-4 (8)

3/26	Detroit	W, 5-2
3/26	Detroit	W, 8-0
3/30	at Ball State	W, 5-1
4/3	Michigan State	W, 11-1
4/3	Michigan State	W, 7-2
4/6	Butler	W, 1-0
4/6	Butler	W, 8-0
4/8	at Iowa	L, 2-3
4/9	at Iowa	W, 2-1
4/10	at Illinois	W, 9-1
4/10	at Illinois	W, 8-7
4/15	#1 Michigan	L, 0-3
4/16	#1 Michigan	L, 2-6
4/17	#13 Northwestern	L, 0-9
4/17	#13 Northwestern	L, 0-7
4/19	at Valparaiso	W, 6-3
4/19	at Valparaiso	T, 4-4 (9)
4/22	Wisconsin	L, 3-8 (9)

4/23	Wisconsin	W, 10-4
4/24	Minnesota	L, 4-8
4/24	Minnesota	W, 9-0
4/29	at Penn State	L, 0-6
4/30	at Penn State	L, 1-7
5/1	at Ohio State	L, 1-6
5/1	at Ohio State	W, 8-0
5/7	Indiana	W, 5-0
5/8	at Indiana	W, 3-2
5/10	Notre Dame	L, 1-4

Big Ten Tournament (Ann Arbor, Mich.)

5/12	vs. Northwestern	L, 0-2
------	------------------	--------

2006

30-30 (7-12 Big Ten, 9th) (.500 overall)

Kim Maher, head coach

Date	Opponent	Score
------	----------	-------

Florida Atlantic Classic (Boca Raton, Fla.)

2/10	vs. South Carolina	L, 0-2
2/10	vs. Pittsburgh	W, 5-0
2/11	vs. Bethune-Cookman	W, 2-1
2/11	vs. East Carolina	L, 1-3
2/12	at Florida Atlantic	W, 4-3

UNLV Desert Classic (Las Vegas, Nev.)

2/17	vs. New Mexico	W, 7-1
2/17	vs. BYU	L, 2-5
2/18	vs. #4 Tennessee	L, 3-12
2/18	vs. Portland State	L, 1-4
2/19	vs. Wright State	W, 14-5

Bradley Invitational (Pekin, Ill.)

2/24	vs. IUPUI	W, 8-3
2/25	vs. Western Illinois	W, 11-3 (8)
2/25	vs. Northern Iowa	W, 6-1
2/26	vs. Bradley	L, 0-1

Worth Invitational (Fullerton, Calif.)

3/3	vs. #6 Stanford	L, 0-4
3/4	vs. #12 Georgia	L, 2-6
3/4	vs. #9 Oregon State	L, 1-9
3/5	vs. UC Santa Barbara	W, 5-3 (8)
3/5	at Cal State Fullerton	L, 2-6

USF-Adidas Invitational (Clearwater, Fla.)

3/9	vs. Massachusetts	L, 1-11
3/9	vs. Jacksonville	W, 10-0
3/10	vs. Villanova	W, 13-4
3/10	vs. Tennessee Tech	L, 0-1
3/11	vs. Northern Illinois	L, 2-3

3/11	vs. Illinois	W, 11-7
3/12	vs. Hofstra	W, 8-0
3/12	vs. NC State	L, 0-2
3/15	vs. George Mason	W, 12-0
3/15	vs. George Mason	W, 10-2

Speedline Invitational (Tampa, Fla.)

3/17	vs. Ohio	W, 4-1
3/17	vs. South Florida	W, 5-0
3/18	vs. George Mason	W, 11-2
3/18	vs. Bowling Green	L, 0-6
3/19	vs. Canisius	L, 3-4 (8)
3/28	at Butler	W, 2-0
3/31	Penn State	L, 0-8

4/1	Penn State	W, 3-1
4/2	Ohio State	L, 0-3
4/2	Ohio State	W, 4-1
4/4	Ball State	W, 7-0

4/7	at Michigan State	L, 2-8
4/8	at Michigan State	L, 0-1
4/9	at #12 Michigan	L, 0-14
4/9	at #12 Michigan	W, 5-4
4/11	Loyola	W, 2-1 (8)
4/11	Loyola	W, 7-1
4/13	Valparaiso	L, 0-2
4/14	at Illinois	L, 1-5
4/15	at Illinois	W, 8-5 (10)
4/16	at Northwestern	L, 0-4
4/21	Iowa	L, 1-8
4/22	Iowa	L, 2-3
4/23	Wisconsin	L, 2-6
4/23	Wisconsin	W, 4-3
4/26	at Notre Dame	L, 1-9
4/26	at Notre Dame	W, 7-4
4/30	at Minnesota	W, 5-4
4/30	at Minnesota	W, 4-3
5/6	at Indiana	L, 0-7
5/7	Indiana	L, 2-5

2007

33-32-1 (10-9 Big Ten, 5th) (.508 overall)

Kim Maher, head coach

Date	Opponent	Score
------	----------	-------

Bulldog Round Robin (Starkville, Miss.)

2/9	vs. Kennesaw State	L, 1-5
2/9	at Mississippi State	L, 5-6
2/10	vs. Iowa State	L, 0-3
2/10	vs. Kennesaw State	L, 7-10
2/11	at Mississippi State	L, 1-8

Ragin' Cajun Classic (Lafayette, La.)

2/16	vs. Iowa State	W, 3-0
2/16	vs. #17 Baylor	L, 2-10
2/17	at #16 Louisiana-Lafayette	L, 2-10
2/17	vs. Mississippi	L, 4-6
2/18	vs. Iowa State	W, 7-6 (12)

Golden Panther Invitational (Miami, Fla.)

2/23	vs. Syracuse	W, 5-1
2/23	at Florida International	L, 5-9
2/24	vs. #11 Stanford	L, 0-1
2/24	vs. Marist	W, 15-2
2/25	vs. Texas State	L, 1-2 (8)

Buzz Classic (Woodstock, Ga.)

3/2	vs. Wright State	L, 2-3
3/2	vs. San Jose State	W, 5-2
3/3	vs. Middle Tennessee State	L, 4-5 (9)
3/3	vs. Winthrop	L, 4-8

Bulldog Classic (Fresno, Calif.)

3/9	vs. Toledo	W, 4-0
3/9	vs. BYU	L, 3-5
3/10	vs. BYU	L, 2-8
3/10	at Fresno State	L, 2-7
3/11	vs. Colorado State	L, 3-5
3/13	at Fresno State	L, 1-4
3/13	at Fresno State	L, 2-3
3/14	at UC Davis	W, 5-0
3/14	at UC Davis	L, 1-3
3/15	at Saint Mary's	W, 10-3

Capitol Classic (Sacramento, Calif.)

3/16	vs. Pittsburgh	W, 8-0
3/16	vs. Colorado State	W, 7-2
3/17	vs. Santa Clara	W, 10-0



YEAR-BY-YEAR RESULTS

3/17	vs. Georgia Southern	W, 4-2
3/18	vs. Idaho State	W, 8-0
<i>Miami Invitational (Oxford, Ohio)</i>		
3/23	vs. Youngstown State	W, 1-0
3/23	at Miami (Ohio)	T, 3-3
3/24	vs. Toledo	W, 4-1
3/24	vs. Michigan State	W, 7-3
3/25	vs. Toledo	W, 9-0
3/30	Illinois	W, 8-1
3/31	Illinois	L, 0-8
4/1	Iowa	L, 1-6
4/1	Iowa	L, 3-4 (9)
4/3	Butler	W, 6-0
4/6	#8 Northwestern	L, 1-2
4/10	at Miami (Ohio)	W, 4-2 (8)
4/10	at Miami (Ohio)	W, 13-0
4/13	at Minnesota	W, 4-3 (9)
4/14	at Minnesota	W, 11-4
4/15	at Wisconsin	W, 4-3
4/15	at Wisconsin	L, 5-6
4/17	at IUPUI	W, 6-0
4/17	at IUPUI	W, 16-4
4/18	at Valparaiso	L, 11-12
4/20	#9 Michigan	L, 1-5
4/21	#9 Michigan	L, 3-7
4/22	Michigan State	W, 4-3
4/22	Michigan State	W, 8-6
4/27	at Ohio State	L, 5-7
4/28	at Ohio State	L, 0-8
4/29	at Penn State	W, 1-0
4/29	at Penn State	W, 2-1
5/5	Indiana	W, 8-0
5/6	at Indiana	W, 11-0
<i>Big Ten Tournament (Columbus, Ohio)</i>		
5/11	vs. Iowa	W, 4-1
5/11	at Ohio State	L, 1-10

2008

35-23 (9-9 Big Ten, 5th) (.603 overall)

Kim Maher, head coach

Date	Opponent	Score
<i>Hampton Inn Bama Bash (Tuscaloosa, Ala.)</i>		
2/8	vs. Jacksonville State	W, 5-4
2/8	at #4 Alabama	L, 0-8
2/9	vs. South Alabama	W, 7-6 (8)
2/9	at #4 Alabama	L, 0-11
<i>Gettman Classic (Waco, Texas)</i>		
2/15	vs. Centenary College	W, 8-7
2/15	at #7 Baylor	W, 6-5 (8)
2/17	vs. Syracuse	W, 10-0
2/17	vs. Centenary College	W, 8-0
<i>Pirate Classic (Greenville, N.C.)</i>		
2/23	at East Carolina	W, 3-2 (8)
2/24	vs. Syracuse	W, 6-2
2/24	vs. Appalachian State	W, 10-7
<i>Worth Invitational (Fullerton, Calif.)</i>		
2/29	vs. UC Davis	W, 9-0
2/29	at Cal State Fullerton	L, 0-5
3/1	vs. Pacific	L, 2-3
3/1	vs. #10 Stanford	L, 0-6
3/2	vs. Loyola (Chicago)	W, 4-0

<i>Adidas Invitational (Clearwater, Fla.)</i>		
3/7	vs. UT Chattanooga	W, 3-0
3/7	vs. Missouri	L, 4-9
3/8	vs. Villanova	W, 11-3
3/8	vs. Central Michigan	W, 3-0
3/9	vs. Long Island	W, 6-4
3/11	at Jacksonville	W, 8-3
3/11	at Jacksonville	W, 3-1
<i>USF Under Armour Classic (Clearwater, Fla.)</i>		
3/14	vs. USF	L, 1-2
3/15	vs. #10 LSU	L, 0-4
3/16	vs. Fordham	W, 3-2
3/16	vs. Oklahoma State	W, 2-1 (8)
3/26	at Butler	W, 5-3
3/26	at Butler	W, 7-0
3/28	Penn State	W, 5-4
3/29	Penn State	W, 4-1
3/30	#6 Michigan	L, 0-8
3/30	#6 Michigan	L, 0-3
4/2	IUPUI	W, 6-1
4/2	IUPUI	W, 10-0
4/4	at Wisconsin	W, 5-2
4/5	at Wisconsin	W, 4-3
4/13	Ohio State	L, 4-7
4/13	Ohio State	W, 3-1
4/15	Valparaiso	W, 3-0
4/15	Valparaiso	L, 1-4
4/16	at Ball State	L, 3-7
4/18	at Michigan State	L, 1-2
4/19	at Michigan State	W, 9-0
4/20	at #13 Northwestern	L, 2-10
4/20	at #13 Northwestern	L, 0-8
4/22	Notre Dame	W, 1-0
4/22	Notre Dame	L, 1-3
4/25	#25 Iowa	L, 2-3
4/26	#25 Iowa	L, 5-8
4/27	Illinois	W, 6-5
4/27	Illinois	L, 2-9
5/3	at Indiana	W, 2-1
5/4	Indiana	W, 8-3
<i>Big Ten Tournament (Evanston, Ill.)</i>		
5/9	vs. Minnesota	L, 4-5
<i>NCAA Regionals (Los Angeles, Calif.)</i>		
5/16	vs. #20 Nevada	L, 1-4
5/17	vs. Cal State Fullerton	W, 4-3
5/18	vs. #20 Nevada	L, 1-2

2009

31-20 (12-8 Big Ten, 6th) (.608 overall)

Kim Maher, head coach

Date	Opponent	Score
<i>Stacy Winsberg Memorial Classic (Los Angeles)</i>		
2/7	at #4 UCLA	W, 2-1
2/8	vs. Pacific	W, 8-1
<i>Sunshine Classic (Tallahassee, Fla.)</i>		
2/13	vs. Miami (Ohio)	W, 2-0
2/13	vs. Mississippi State	L, 3-4
2/14	vs. Appalachian State	L, 2-3
2/15	vs. Appalachian State	W, 4-1
2/15	at Florida State	L, 0-8

<i>Auburn War Eagle Classic (Auburn, Ala.)</i>		
2/21	vs. Middle Tennessee	L, 4-11
2/21	vs. Austin Peay	W, 6-4
2/22	vs. Winthrop	W, 2-0
2/22	at Auburn	W, 3-1
<i>Buzz Classic (Woodstock, Ga.)</i>		
3/6	vs. Bowling Green	L, 5-6 (8)
3/6	vs. Georgia Tech	W, 4-2
3/7	vs. Indiana State	W, 1-0
3/7	vs. Jacksonville State	W, 4-3 (8)
3/8	vs. Boston College	W, 10-0
<i>Florida Atlantic Tournament (Boca Raton, Fla.)</i>		
3/14	vs. #18 Texas A&M	W, 3-1
3/14	vs. Rutgers	L, 7-9
3/15	vs. Liberty	L, 2-4
3/15	vs. Bethune-Cookman	L, 2-3 (8)
3/16	at Florida Atlantic	W, 3-2
3/16	at Florida Atlantic	W, 4-3 (8)
3/21	Wisconsin	W, 5-0
3/22	Wisconsin	W, 6-0
3/26	at Bowling Green	W, 17-2
3/26	at Bowling Green	L, 7-8
3/28	Minnesota	L, 4-6
3/29	Minnesota	W, 2-1
4/4	at #10 Michigan	L, 1-3
4/4	at #10 Michigan	L, 3-4 (9)
4/9	at Michigan State	W, 12-0
4/9	at Michigan State	W, 8-3
4/11	Iowa	L, 0-3
4/12	Iowa	L, 0-4
4/15	Ball State	W, 7-1
4/16	at Valparaiso	W, 7-1
4/16	at Valparaiso	L, 2-3
4/18	#10 Northwestern	W, 2-0
4/18	#10 Northwestern	L, 8-10
4/22	at #14 Ohio State	W, 3-2
4/22	at #14 Ohio State	L, 1-4
4/25	at Penn State	W, 2-0
4/26	at Penn State	W, 3-2
4/29	Illinois	W, 4-1
4/29	Illinois	L, 6-10
5/9	at Indiana	W, 2-1 (8)
5/9	at Indiana	W, 8-7 (8)
<i>NCAA Regionals (Louisville, Ky.)</i>		
5/15	at #19 Louisville	L, 1-4
5/16	vs. UT Martin	W, 6-2
5/16	at #19 Louisville	W, 5-4
5/17	vs. #6 Arizona	L, 2-4

2010

27-27 (8-10 Big Ten, 6th) (.500 overall)

Kim Maher, head coach

Date	Opponent	Score
<i>ASU Kajikawa Classic (Tempe, Ariz.)</i>		
2/12	vs. San Diego State	L, 6-7 (10)
2/12	vs. #6 Arizona	L, 0-10
2/13	vs. Portland State	L, 2-3
2/13	vs. Cal State Northridge	L, 2-3
2/14	vs. North Dakota State	W, 5-3

YEAR-BY-YEAR RESULTS



Marriott Houston Classic (Houston, Texas)

2/19	vs. Iowa State	L, 2-3 (8)
2/19	vs. #20 Texas	L, 5-6
2/20	vs. UTSA	W, 3-2
2/20	at. Houston	W, 4-3
2/21	vs. #16 Louisiana-Lafayette	L, 6-7

Cardinal Classic (Louisville, Ky.)

2/26	at. #15 Louisville	L, 5-6
2/26	vs. Saint Louis	W, 12-11
2/27	vs. Northern Illinois	W, 9-1
2/28	vs. Northern Illinois	W, 2-1

Long Beach State Invitational (Lakewood, Calif.)

3/12	vs. UNLV	L, 3-7
3/12	at Long Beach State	L, 4-8
3/13	vs. San Diego	W, 6-5
3/13	vs. Buffalo	W, 9-2
3/14	vs. Notre Dame	L, 0-3

Fullerton Judi Garman Classic (Fullerton, Calif.)

3/17	vs. New Mexico	W, 12-4
3/17	at Cal State Fullerton	W, 10-4
3/18	vs UNLV	L 4-9
3/18	vs. Utah	L, 2-4
3/19	vs. #24 Louisville	L, 0-3
3/20	vs. #23 Louisiana-Lafayette	W, 14-7
3/21	vs. #7 Arizona State	L, 4-6
3/21	vs. #1 Washington	L, 4-12

3/24	Miami	W, 6-4
3/27	at Northwestern	L, 3-4
3/28	at Northwestern	L, 7-9
3/31	IUPUI	W, 2-0
3/31	IUPUI	W, 6-0
4/1	Butler	W, 1-0
4/1	Butler	L, 0-3
4/3	Penn State	W, 5-0
4/4	Penn State	L, 1-2 (8)
4/10	at Iowa	L, 0-1
4/11	at Iowa	W, 2-0
4/15	Valparaiso	W, 5-3
4/15	Valparaiso	W, 9-0
4/17	at Wisconsin	L, 0-3
4/18	at Wisconsin	W, 5-1
4/21	at Ball State	W, 6-4 (8)
4/21	at Ball State	W, 7-0
4/24	#2 Michigan	L, 1-5
4/25	#2 Michigan	L, 3-12
4/28	Michigan State	W 2-0
4/28	Michigan State	W 10-2
5/1	at Minnesota	W, 7-0
5/2	at Minnesota	W, 11-2
5/8	Indiana	L, 2-3
5/9	Indiana	W, 5-0
5/12	at #18 Illinois	L, 0-5
5/12	at #18 Illinois	L, 0-8

2011

30-18-2 (8-9-1 Big Ten, 5th) (.620 overall)
Kim Maher, head coach

Date	Opponent	Score
<i>Wilson/DeMarini LSU Tiger Classic (Baton Rouge, La.)</i>		
2/12	vs. Louisiana Tech	W, 7-3
2/12	at #19 LSU	L, 3-5
2/13	vs. Bowling Green	W, 2-0
2/13	at #19 LSU	L, 2-6
<i>Century Link Classic (San Marcos, Texas)</i>		
2/19	at Texas State	W, 1-0
2/19	vs. Iowa State	L, 5-8
2/20	vs. Iowa State	W, 11-2
2/20	at Texas State	W, 9-0
<i>Phyllis Rafter Memorial Tournament (Kennesaw, Ga.)</i>		
2/26	vs. Georgia State	W, 5-4 (8)
2/26	vs. Tennessee State	W, 8-0
2/27	vs. Mississippi State	W, 5-0
2/27	vs. Mercer	W, 7-4
<i>SIU Coach B Classic (Carbondale, Ill.)</i>		
3/5	vs. Wright State	W, 9-1
3/6	vs. Kentucky	L, 0-3
3/6	at Southern Illinois	W, 11-1
<i>FAU Tournament (Boca Raton, Fla.)</i>		
3/11	vs. Buffalo	W, 11-1
3/11	vs. Rutgers	W, 6-5
3/12	vs. Middle Tennessee State	W, 5-4
3/12	vs. Hofstra	L, 2-7
3/14	at Florida Atlantic	L, 3-4
3/14	at Florida Atlantic	L, 0-1
3/16	vs. Buffalo (@ FGCU)	W, 6-1
3/16	at Florida Gulf Coast	W, 3-2 (8)
<i>Miami Invitational (Oxford, Ohio)</i>		
3/26	at Miami (Ohio)	W, 6-3
3/26	vs. Toledo	W, 1-0
3/27	vs. Ball State	W, 3-1
3/31	at Notre Dame	L, 5-7
4/2	Iowa	W, 12-1
4/3	Iowa	W, 3-0
4/6	at IUPUI	W, 11-1
4/6	at IUPUI	W, 18-5
4/7	at Valparaiso	W, 8-2
4/7	at Valparaiso	T, 4-4
4/9	at #4 Michigan	L, 1-13
4/10	at #4 Michigan	L, 0-10
4/13	Illinois	L, 3-9
4/13	Illinois	W, 11-6
4/14	at Loyola	L, 3-4 (11)
4/16	at Ohio State	W, 7-0
4/17	at Ohio State	W, 10-8
4/23	Minnesota	L, 2-3
4/23	Minnesota	W, 3-2
4/30	at Penn State	L, 5-8
5/1	at Penn State	T, 0-0 (8)
5/7	Wisconsin	L, 1-4
5/8	Wisconsin	W, 4-3 (9)
5/11	at Michigan State	W, 5-0
5/11	at Michigan State	L, 2-3
5/13	at Indiana	L, 1-2
5/14	at Indiana	L, 0-4

2012

31-22 (13-10 Big Ten, T6th) (.585 overall)
Kim Maher, head coach

Date	Opponent	Score
<i>Lobo Classic (Albuquerque, N.M.)</i>		
2/18	vs. Bryant	W, 10-2
2/18	vs. Northern Colorado	W, 10-1
2/19	vs. Central Arkansas	W, 8-6
2/19	at New Mexico	W, 10-6
<i>Frost Classic (Chattanooga, Tenn.)</i>		
2/24	vs. Belmont	W, 10-1
2/24	vs. UT- Martin	W, 12-5
2/25	vs. Niagara	W, 14-6
2/25	at Chattanooga	W, 6-0
2/26	vs. Troy	W, 10-4
<i>Citrus Classic (Kissimmee, Fla.)</i>		
3/2	vs. N.C. State	W, 7-5
3/2	vs. Temple	L, 1-5
3/3	vs. #18 Oregon	L, 1-8
3/3	vs. South Alabama	L, 4-7
3/4	vs. Longwood	W, 8-0
<i>Bayer Cropscience Classic (Fresno, Calif.)</i>		
3/10	vs. #18 Oregon	L, 1-9
3/10	at Fresno State	L, 1-6
3/11	vs. San Diego State	W, 2-1
3/11	vs. #2 California	L, 1-9
3/13	vs. Butler (@ Fresno State)	W, 3-0
3/13	at Fresno State	L, 2-5
3/14	at Cal State Fullerton	W, 8-6
3/15	vs. BYU (@ Fullerton)	L, 1-14
<i>SD Classic II (San Diego, Calif.)</i>		
3/16	at San Diego State	W, 6-5
3/16	vs. UNLV	L, 2-6
3/24	Michigan State	W, 10-6
3/24	Michigan State	W, 8-4
3/25	Michigan State	W, 2-0
3/29	at Valparaiso	W, 4-3
3/31	Penn State	W, 2-1
3/31	Penn State	W, 7-0
4/1	Penn State	W, 5-0
4/3	IUPUI	W, 9-1
4/5	Notre Dame	L, 6-8
4/7	at Indiana	L, 2-3
4/7	at Indiana	L, 5-9
4/8	at Indiana	W, 11-2
4/12	at Ball State	L, 7-9
4/12	at Ball State	W, 8-6
4/15	Ohio State	W, 2-1
4/15	Ohio State	W, 8-3
4/21	at Illinois	L, 1-3
4/21	at Illinois	W, 4-2
4/21	at Illinois	L, 6-8
4/25	Loyola	L, 1-3
4/28	Wisconsin	W, 7-2
4/28	Wisconsin	L, 1-7
4/29	Wisconsin	W, 6-5
5/5	at Minnesota	L, 3-5
5/5	at Minnesota	L, 2-5
5/6	at Minnesota	W, 12-2
5/11	at #22 Michigan	L, 1-2
5/12	at #22 Michigan	L, 5-8
5/12	at #22 Michigan	L, 0-8



YEAR-BY-YEAR RESULTS

2013

23-32 (8-15 Big Ten, T9th) (.418 overall)

Kim Maher, head coach

Date	Opponent	Score
<i>LSU Tiger Classic (Baton Rouge, La.)</i>		
2/8	vs. Hampton	W, 4-0
2/8	at #10 LSU	L, 0-1
2/9	vs. #22 North Carolina	L, 1-2 (9)
2/9	vs. Tulsa	L, 1-4
2/10	vs. Tulsa	W, 5-0
<i>Hillenbrand Invitational (Tucson, Ariz.)</i>		
2/15	vs. Utah State	W, 2-1
2/15	vs. Drake	W, 8-5
2/16	at #16 Arizona	L, 4-5
2/16	vs. Southern Utah	W, 8-0 (5)
2/17	vs. Nebraska	L, 3-4
<i>Texas A&M Invite (College Station, Texas)</i>		
2/22	vs. Southeastern Louisiana	L, 1-3
2/22	at #10 Texas A&M	L, 1-5
2/23	vs. Southeastern Louisiana	W, 6-0
2/23	at #10 Texas A&M	L, 1-6
2/24	vs. UTSA	L, 1-2
<i>CenturyLink Classic (San Marcos, Texas)</i>		
3/1	vs. Texas A&M Corpus Christi	W, 3-0
3/1	at Texas State	W, 4-3 (8)
3/2	vs. North Texas	W, 6-2
3/2	vs. Texas A&M Corpus Christi	W, 7-0
3/3	at Texas State	W, 7-2
3/9	at #20 Baylor	L, 0-8 (6)
3/9	at #20 Baylor	L, 0-1
3/10	at #20 Baylor	L, 0-4
3/12	at Sam Houston State	L, 2-5
3/12	at Sam Houston State	L, 2-3
3/14	at Houston	L, 1-3
3/22	at #14 Michigan	L, 0-9
3/23	at #14 Michigan	L, 5-13
3/23	at #14 Michigan	L, 7-8
3/29	vs. Ohio State	W, 4-2
3/30	vs. Ohio State	W, 8-7 (9)
3/31	vs. Ohio State	L, 3-5 (10)
4/3	at IUPUI	L, 2-3
4/3	at IUPUI	W, 18-2
4/5	Michigan State	L, 2-3
4/6	Michigan State	W, 7-2
4/7	Michigan State	L, 0-1
4/9	at Loyola	W, 7-4
4/12	at Indiana	W, 7-2
4/13	at Indiana	W, 9-1
4/14	at Indiana	W, 7-3
4/17	at Penn State	L, 4-8
4/17	at Penn State	W, 12-3
4/20	#21 Nebraska	L, 2-5 (9)
4/20	#21 Nebraska	L, 2-12
4/21	#21 Nebraska	W, 6-5
4/24	Valparaiso	W, 4-2
4/26	at Northwestern	L, 4-6
4/27	at Northwestern	L, 1-4
4/28	at Northwestern	L, 2-6
5/3	Iowa	L, 3-4 (9)
5/4	Iowa	L, 0-2 (8)
5/5	Iowa	L, 2-8

Big Ten Tournament (Lincoln, Neb.)

5/9	vs. Michigan State	W, 8-5
5/10	at #16 Nebraska	L, 2-3

2014

27-28-1 (13-10 Big Ten, 6th) (.482 overall)

Kim Schuette, head coach

Date	Opponent	Score
<i>Louisiana Classic (Lafayette, La.)</i>		
2/8	vs. North Carolina	L, 2-3
2/8	vs. Northern Iowa	L, 3-6
2/9	vs. #10 Texas	W, 5-4
2/9	at #13 Louisiana-Lafayette	T, 7-7 (8)
<i>Kickin' Chicken Classic (Conway, S.C.)</i>		
2/14	at Coastal Carolina	L, 0-3
2/14	at Coastal Carolina	W, 11-5
2/15	vs. Virginia	W, 13-3
2/15	vs. Towson	L, 0-8
2/16	vs. Towson	W, 11-7
<i>Wilson/DeMarini Classic (Auburn, Ala.)</i>		
2/22	vs. Samford	L, 3-6
2/22	vs. Jacksonville State	L, 1-2
2/23	vs. Mississippi Valley State	W, 12-0
2/23	at Auburn	L, 0-8
<i>Easton Crimson Classic (Tuscaloosa, Ala.)</i>		
2/28	vs. #9 Florida State	L, 1-2
2/28	at #11 Alabama	L, 3-7
3/1	vs. #9 Florida State	L, 1-4
3/1	vs. Houston	L, 2-4
3/2	vs. Houston	W, 5-2
<i>Georgia Softball Classic (Athens, Ga.)</i>		
3/7	vs. Tennessee Tech	W, 4-2
3/7	vs. Kent State	L, 0-1
3/8	vs. Tennessee Tech	W, 1-0
3/8	at #18 Georgia	L, 1-6
3/9	at #18 Georgia	L, 2-3
<i>Michelle Smith Spring Break Tournament (Clearwater, Fla.)</i>		
3/14	vs. Central Michigan	W, 2-0
3/14	vs. Bryant	L, 4-6
3/15	vs. Quinnipiac	W, 10-2
3/15	vs. #12 Baylor	L, 4-5
3/16	vs. Long Island	W, 3-2
3/16	vs. Green Bay	W, 5-0
3/18	at UCF	W, 2-1
3/21	at Penn State	W, 10-3
3/22	at Penn State	W, 9-2
3/22	at Penn State	W, 13-4
3/28	Michigan State	W, 10-1
3/30	Michigan State	L, 3-6
3/30	Michigan State	W, 10-1
4/5	Indiana	W, 4-1
4/5	Indiana	W, 4-1
4/6	Indiana	L, 2-5
4/9	Ball State	L, 5-6
4/11	at Ohio State	W, 1-0
4/12	at Ohio State	L, 0-8
4/13	at Ohio State	W, 5-4
4/18	Illinois	W, 11-0
4/19	Illinois	W, 1-0
4/20	Illinois	L, 2-3
4/23	#4 Michigan	W, 3-2
4/23	#4 Michigan	L, 0-11

4/25	at Wisconsin	L, 1-2
4/25	at Wisconsin	L, 5-6
4/26	at Wisconsin	L, 3-7
5/2	#12 Minnesota	W, 3-0
5/3	#12 Minnesota	L, 1-9
5/4	#12 Minnesota	L, 2-7

Big Ten Tournament (Evanston, Ill.)

5/8	vs. Indiana	W, 4-2
5/9	vs. #15 Minnesota	L, 3-6

2015

31-25 (7-14 Big Ten, T11th) (.553 overall)

Kim Schuette, head coach

Date	Opponent	Score
<i>So Cal Collegiate Challenge (Fullerton/LA)</i>		
2/6	vs. San Diego State (at Fullerton)	L, 0-2
2/6	at Cal State Fullerton	L, 3-5
2/7	vs. San Diego State (at UCLA)	L, 1-2
2/7	at #7 UCLA	L, 3-9
2/8	vs. #24 Texas A&M (at UCLA)	W, 1-0
<i>FIU Invitational (Miami, Fla.)</i>		
2/13	vs. Long Island	W, 7-6
2/13	at Florida International	W, 8-1
2/14	vs. Memphis	W, 10-2
2/14	vs. Long Island	W, 12-0
2/15	at Florida International	W, 8-0
<i>Four Points by Sheraton Invite (Fort Myers, Fla.)</i>		
2/20	vs. Oakland	W, 4-2
2/20	at FGCU	W, 10-2 (9)
2/21	at FGCU	W, 3-1
2/21	vs. Stony Brook	L, 2-3
2/22	vs. Bethune Cookman	W, 2-0
<i>Tennessee Invitational (Knoxville, Tenn.)</i>		
3/6	vs. Indiana State	W, 8-0
3/7	vs. North Dakota State	L, 0-3 (8)
3/7	vs. Northern Iowa	L, 1-3
3/8	vs. Northern Iowa	W, 3-2
3/8	at #11 Tennessee	L, 0-8
<i>Michelle Smith Spring Break (Clearwater, Fla.)</i>		
3/13	vs. Northern Illinois	W, 7-3
3/13	vs. Long Island	W, 9-1
3/14	vs. Quinnipiac	W, 2-1
3/14	vs. Saint Joseph's	W, 6-2
3/15	vs. Western Michigan	W, 3-1
3/15	vs. Colgate	W, 4-1
3/17	vs. Central Connecticut State	L, 1-2
3/17	vs. Central Connecticut State	W, 7-0
3/20	Wisconsin	W, 9-0
3/21	Wisconsin	W, 4-1
3/22	Wisconsin	W, 6-0
3/28	Rutgers	L, 0-5
3/28	Rutgers	W, 11-8
3/29	Rutgers	L, 1-2 (10)
4/1	Ball State	W, 10-9
4/3	at Northwestern	L, 3-4 (8)
4/4	at Northwestern	L, 1-2
4/5	at Northwestern	L, 1-5
4/8	at Indiana	L, 3-6* (Completed 4/22)
4/10	Nebraska	W, 1-0
4/11	Nebraska	L, 0-3
4/12	Nebraska	L, 0-8
4/15	IPFW	W, 14-1

YEAR-BY-YEAR RESULTS



4/17	Iowa	L, 0-2
4/18	Iowa	W, 4-1
4/18	Iowa	L, 1-5
4/22	at Indiana	W, 4-3
4/24	at Illinois	L, 1-9
4/26	at Illinois	W, 8-7 (8)
4/26	at Illinois	L, 7-8 (8)
4/29	Indiana State	W, 2-0
5/1	at #13 Minnesota	L, 0-1
5/2	at #13 Minnesota	L, 2-3 (8)
5/2	at #13 Minnesota	L, 2-4
<i>Big Ten Tournament (Columbus, Ohio)</i>		
5/7	vs. Illinois	W, 3-2
5/8	vs. Northwestern	L, 0-3

2016

27-28 (8-15 Big Ten, T10th) (.491 overall)
Kim Schuette, head coach

Date	Opponent	Score
<i>Hillenbrand Invitational (Tucson, Ariz.)</i>		
2/12	vs. Southern Utah	W, 8-1
2/12	vs. UC Santa Barbara	W, 10-9
2/13	vs. Nebraska-Omaha	L, 5-8
2/13	at Arizona	L, 1-11
2/14	vs. North Texas	W, 6-1
<i>Big Ten/ACC Challenge (Atlanta, Ga.)</i>		
2/19	vs. Syracuse	W, 4-3 (8)
2/20	vs. Syracuse	L, 3-11
2/20	at Georgia Tech	W, 3-0
2/21	at Georgia Tech	W, 4-3
<i>Libby Matson Tournament (Stockton, Calif.)</i>		
2/26	vs. Cal Poly	L, 2-3
2/26	at Pacific	W, 7-1
2/27	vs. Cal Poly	L, 3-5
2/27	at Pacific	W, 3-1
2/28	vs. Cal State Bakersfield	W, 6-3 (8)
<i>Under Armour Invitational (Tampa/Clearwater, Fla.)</i>		
3/4	vs. Texas State (at USF)	L, 1-2 (8)
3/4	at USF	L, 0-5
3/5	vs. College of Charleston	W, 5-3
3/5	vs. Seton Hall	W, 11-2
3/6	vs. St. Bonaventure	W, 8-0
<i>UCF Spring Fling (Orlando, Fla.)</i>		
3/12	vs. Utah	L, 1-3
3/12	at #25 UCF	W, 3-2
3/13	vs. Utah	L, 2-4
3/13	vs. Lehigh	L, 3-8
<i>UCF Round Robin (Orlando, Fla.)</i>		
3/15	vs. New Mexico State	W, 3-0
3/15	vs. Florida Atlantic	L, 1-6
<i>FGCU Tournament (Ft. Myers, Fla.)</i>		
3/17	at FGCU	W, 5-1
3/18	vs. Iowa State	W, 1-0
3/18	at FGCU	W, 9-0
3/19	at FGCU	W, 9-2
3/25	Minnesota	L, 0-5
3/26	Minnesota	L, 1-4
3/27	Minnesota	L, 3-4
4/1	at Iowa	W, 6-4
4/2	at Iowa	W, 8-7
4/3	at Iowa	L, 3-10

4/5	Indiana	L, 0-1
4/5	Indiana	W, 6-4
4/9	at Wisconsin	L, 5-9
4/9	at Wisconsin	W, 5-4
4/10	at Wisconsin	W, 3-2
4/13	at DePaul	L, 4-6
4/15	Illinois	L, 0-4
4/16	Illinois	W, 1-0
4/17	Illinois	L, 6-10
4/20	Butler	W, 5-0
4/22	at Ohio State	W, 3-0
4/23	at Ohio State	L, 2-3
4/24	at Ohio State	L, 4-5
4/29	at Nebraska	W, 4-3 (8)
4/29	at Nebraska	L, 0-8
4/30	at Nebraska	L, 3-4
5/6	Northwestern	L, 0-2
5/7	Northwestern	L, 0-1
5/8	Northwestern	L, 1-3
<i>Big Ten Tournament (University Park, Pa.)</i>		
5/12	Nebraska	L, 0-8

Bitteringer Stadium



FIELD FACTS & FEATURES

DEVELOPED: 2014

SEASONS: *Entering third competitive season*

COST: \$13 million, built by Fetters Construction, Inc.

HOME RECORD: 9-15; 179-134 (.571) at previous stadium

DIMENSIONS: 200 feet down the lines, 220 to center

NAME: Boilermaker Softball Stadium was renamed Bitteringer Stadium in honor of Marvin L. & Elaine Bitteringer and their family Dec. 19, 2016 for their generosity and support of Purdue student-athletes.

FEATURES:

- Home and visitor batting cages and bullpens
- Heated dugouts
- Home clubhouse featuring locker room, lounge, team meeting area and athletic training area
- Fully enclosed and heated training/hitting facility
- 1,000-seat grandstand behind home plate, featuring bench and chairback seating
- Pressbox including media seating, radio and television announce booths and game-day operations area



Home dugout with clubhouse and hitting facility behind.

RADIO/TELEVISION ROSTER



2 Mallory Baker
So., UT, L/L



3 Sam Peltz
Fr., INF, R/R



4 Maddie Damon
So., P/OE, R/R



5 Lexi Valone
RS Sr., OE, R/R



7 Tayler Wullenweber
Fr., OF/INF, L/R



8 Kristen Hoppman
Sr., INF, R/R



10 Morgan Cavinder
Jr., C/OE, R/R



11 Katie Johnson
Sr., P/UT, L/R



12 Heather Knight
So., C/UT, R/R



14 Alexa Binckes
Fr., C/INF, R/R



17 Kaylah Hampton
Jr., C/UT, R/R



18 Emily Kenny
So., OF/INF, R/R



19 Stephanie Ramsey
So., UT, R/R



20 Erika Beeler
So., P, R/R



22 Maya Hughes
So., OE, L/R



23 Brooke Perry
Fr., P/INF, R/R



24 Gina Snyder
So., P, R/R



25 Lexi Huffman
Fr., INF, R/R



27 Kaitlynn Moody
So., P/1B, R/R



42 Madison Douglass
Fr., OF/1B, R/R



Boo De Oliveira
Head Coach
1st year



Amanda Rivera-Eberhart
Asst. Coach
1st year



Stacy May-Johnson
Asst. Coach
1st year



Ashley Burkhardt
Volunteer Asst. Coach
2nd year