



GAME 8 // SATURDAY, NOV. 2 // 12 PM // BTN // WEST LAFAYETTE, IND. // ROSS-ADE STADIUM (61,441)

PURDUE BOILERMAKERS

Head Coach: Ryan Walters (Colorado, 2008)
Record at Purdue: 5-14 (2nd) Career Record: Same
Last Game: 35-0, Loss, vs. No. 2 Oregon (Oct. 18)
Rankings (AP/C/CFP) - / - / -



1-6 | 0-4 (B1G)



3-5 | 1-4 (B1G)

NORTHWESTERN WILDCATS

Head Coach: David Braun (Winona State, 2008)
Record at Northwestern: 11-10 (2nd) Career Record: Same
Last Game: 40-14, Loss, at Iowa (Oct. 26)
Rankings (AP/C/CFP) - / - / -

SERIES AT A GLANCE

| | |
|---------------------------|--|
| Record: | 53-34-1 |
| In West Lafayette: | 23-14 |
| In Evanston: | 28-20-1 |
| Neutral: | 2-0 |
| Streak: | Northwestern - 1 |
| Last Win: | Purdue 17, Northwestern 9 - Home - 11/19/2022 |
| Last Meeting: | Northwestern 23, Purdue 15 - Away - 11/18/2023 |
| First Meeting: | Northwestern 24, Purdue 6 - Home - 11/2/1895 |
| Walters vs. Braun: | 0-1 |
| Walters vs. Northwestern: | 0-1 |
| Purdue vs. Braun: | 0-1 |

BY THE NUMBERS

| PURDUE | | NORTHWESTERN |
|--------|--------------------|--------------|
| 20.3 | Points | 18.4 |
| 38.4 | Points Allowed | 22.1 |
| 163.6 | Rush Yards | 110.9 |
| 214.9 | Rush Yards Allowed | 115.9 |
| 170.9 | Pass Yards | 160.3 |
| 236.7 | Pass Yards Allowed | 234.8 |
| 334.4 | Total Offense | 271.1 |
| 451.6 | Total Defense | 350.8 |

A WIN WOULD...

- Be Purdue's fourth win in the last six matchups against Northwestern
- Be Purdue's 54th against Northwestern, the second highest tally against an opponent (Indiana - 77)

STAT LEADERS

RUSHING: Devin Mockobee - 81 attempts, 510 yards, 2 TDs
PASSING: Hudson Card - 71-112, 738 yards, 7 TDs, 4 INTs
RECEIVING: Max Klare - 24 receptions, 384 yards, 2 TDs
SCORING: Spencer Porath - 30 points, 15-15 PATs, 5-6 FG
TACKLES: Dillon Thieneman - 55 total, 36 solo
TACKLES-for-LOSS: Kydran Jenkins - 8.0 TFLs
SACKS: Kydran Jenkins, Will Heldt - 5.0 sacks
INTERCEPTIONS: Kydrich Breedlove - 2 INTs

MEDIA CONTACTS

Primary - Adam Kuffner / 662-816-0497 / kuffner@purdue.edu
Assoc. A.D. - Patrick Crawford / 337-412-4220 / pcrawf@purdue.edu
Secondary - Ian MacDougall / 317-313-7486 / imacdoug@purdue.edu
Secondary - Brook Weber / 903-830-0686 / weber261@purdue.edu

BROADCAST INFORMATION

TELEVISION - BTN

| | |
|--------------|----------------|
| Play-by-Play | Jason Ross Jr. |
| Analyst | Anthony Herron |
| Sideline | Dannie Rogers |

SIRIUS/XM

| | |
|------------------|----------------|
| Purdue Broadcast | Ch. 139 or 195 |
|------------------|----------------|

RADIO - PURDUE SPORTS RADIO NETWORK

| | |
|--------------|-----------------|
| Flagship | 96.5 FM WAZY |
| Play-by-Play | Tim Newton |
| Analyst | Mark Herrmann |
| Producer | Rob Blackman |
| Sideline | Kelly Kitchel |
| Free Online | Varsity Network |

STORY LINES

- Following a bye week, Purdue Football returns to the gridiron for a Big Ten battle. The Boilermakers host the Northwestern Wildcats in a sold out Ross-Ade Stadium. Kickoff is set for 12 p.m. ET on BTN.
- The matchup is Purdue's first Saturday home game since Sept. 28 (vs. Nebraska).
- Saturday's game marks the third sellout at Ross-Ade this season (vs. Notre Dame, vs. Nebraska).
- Purdue and Northwestern first met exactly 129 years ago (Nov. 2, 1895). Ninety years later (Nov. 2, 1985), the Boilermakers beat the Wildcats 31-7 on this date.
- The Boilermakers have won three of the past five meetings, starting with a victory in 2019 that snapped a five-game losing streak in the series (2014-18).
- A season ago, Purdue ran for 303 yards against the Wildcats, their second straight 300-yard rushing game after racking up 353 rushing yards in the win over Minnesota one week prior; the Boilermakers recorded back-to-back 300-yard rushing games for the first time since 1968.
- As a true freshman, quarterback Ryan Browne made his collegiate debut, rushing for 85 yards and passing for 104 yards (12-of-16), while splitting time with Bennett Meredith in place of an injured Hudson Card.
- The last time these two teams met in West Lafayette, the Boilermakers protected their frozen tundra (wind chills in single digits) with a 17-9 victory (Nov. 19, 2022); Kydran Jenkins tallied team highs in tackles (7) and TFLs (2.0).
- Purdue has rushed for at least 200 yards in three games this year, the most 200-yard games in a season since 2018.
- Tight end Max Klare leads the Boilermakers in receptions (24), receiving yards (384) and receiving touchdowns (2). Klare is on pace to become the first Purdue tight end to lead the team in receptions since current tight ends coach Justin Sinz hauled in 41 receptions (240 yards, four touchdowns) during the 2013 season.
- One of the nation's leading tacklers as an All-American a season ago, sophomore Dillon Thieneman ranks second in the Big Ten and 13th nationally in solo tackles (5.0 per game) this year. The 2023 Big Ten Freshman of the Year leads the Boilermakers in total tackles (54) and solo tackles (35) once again this season.
- Kydran Jenkins ranks fourth in the Big Ten in sacks (0.71 per game). Jenkins is the conference leader in sacks wearing a Big Ten uniform, recording 21.5 throughout his career to also rank sixth in Purdue history.
- Devin Mockobee ranks fifth in the Big Ten in yards per carry (6.30).
- Starting center Gus Hartwig has a 81.4 pass blocking grade from PFF, not giving up a sack and allowing only one hit on the quarterback.
- Kydrich Breedlove has recorded all three of Purdue's interceptions this season, ranking third in the Big Ten and 13th nationally.
- In his first season as a Boilermaker, Keelan Crimmins is on pace for the second best punting average (44.4 yards per punt) in program history, behind only 2001 Ray Guy Award winner Travis Dorsch (48.1 yards per punt).

NUMBERS TO KNOW

3

The Boilermakers lead the Big Ten with three blocked kicks (two field goals, one punt), ranking fifth nationally.

5

Purdue is one of only five teams in the nation to have two players with at least five sacks (Will Heldt - 5.0, Kydran Jenkins - 5.0).

8

Devin Mockobee has eight 100-yard rushing games, ranking sixth in program history and the most by a Boilermaker since Kory Sheets recorded nine throughout his career (2005-08).

160

Dillon Thieneman has recorded 160 tackles to begin his career, the second most by a Boilermaker in his first two seasons over the past 20 years (Markus Bailey - 197).

2024 SCHEDULE

| | | | | | | | | | | | |
|---|--|---|---|---|---|---|--|---|--|---|---|
|  INDIANA STATE Aug. 31 Win, 49-0 (3-5) |  NOTRE DAME Sept. 14 Loss, 66-7 (7-1) |  OREGON STATE Sept. 21 Loss, 38-21 (4-4) |  NEBRASKA Sept. 28 Loss, 38-10 (5-3) |  WISCONSIN Oct. 5 Loss, 52-6 (5-3) |  ILLINOIS Oct. 12 Loss, 50-49 (OT) (5-1) |  OREGON Oct. 18 Loss, 35-0 (8-0) |  NORTHWESTERN Nov. 2 Noon BTN (3-5) |  OHIO STATE Nov. 9 TBA (6-1) |  PENN STATE Nov. 16 TBA (7-0) |  MICHIGAN STATE Nov. 22 8 PM FOX (4-4) |  INDIANA Nov. 30 TBA (8-0) |
|---|--|---|---|---|---|---|--|---|--|---|---|





DEPTH CHART

OFFENSE

| | | | | | |
|------|----|---------------------|-------|------|-----|
| QB | 15 | Ryan Browne | R-Fr. | 6-4 | 210 |
| -or- | 1 | Hudson Card | Sr. | 6-3 | 210 |
| | 5 | Marcos Davila | Fr. | 6-3 | 244 |
| RB | 45 | Devin Mockobee | Jr. | 6-0 | 207 |
| -or- | 23 | Reggie Love III | Sr. | 5-11 | 215 |
| | 3 | Jaheim Merriweather | Fr. | 6-2 | 210 |
| WR | 7 | Jahmal Edrine | Jr. | 6-2 | 215 |
| | 16 | Shamar Rigby | Fr. | 6-3 | 187 |
| | 12 | Leland Smith | So. | 6-4 | 219 |
| WR | 13 | Jaron Tibbs | So. | 6-3 | 214 |
| | 26 | Andrew Sowinski | Sr. | 6-0 | 205 |
| | 0 | Jayden Dixon-Veal | Sr. | 6-0 | 190 |
| WR | 9 | CJ Smith | So. | 6-3 | 195 |
| | 8 | De'Nylon Morrisette | So. | 6-1 | 200 |
| | 4 | Kam Brown | Sr. | 6-1 | 185 |
| TE | 86 | Max Klare | So. | 6-4 | 240 |
| | 82 | Drew Biber | Jr. | 6-5 | 245 |
| | 81 | George Burhenn | So. | 6-5 | 240 |
| LT | 71 | Corey Stewart | Sr. | 6-6 | 318 |
| | 79 | Joey Tanona | So. | 6-5 | 304 |
| LG | 77 | Mahamane Moussa | Jr. | 6-4 | 300 |
| | 54 | Luke Griffin | Sr. | 6-5 | 340 |
| C | 53 | Gus Hartwig | Sr. | 6-5 | 305 |
| | 75 | Jalen Grant | Sr. | 6-3 | 285 |
| RG | 55 | DJ Wingfield | Sr. | 6-4 | 316 |
| | 72 | Jaden Ball | Fr. | 6-5 | 300 |
| RT | 63 | Marcus Mbow | Jr. | 6-5 | 300 |
| | 78 | Bakyne Coly | Jr. | 6-7 | 302 |

DEFENSE

| | | | | | |
|------|----|--------------------|-------|------|-----|
| DL | 0 | Jeffrey M'Ba | Sr. | 6-6 | 302 |
| | 98 | Drake Carlson | R-Fr. | 6-3 | 290 |
| DL | 91 | Cole Brevard | Sr. | 6-3 | 333 |
| -or- | 92 | Mo Omonode | Jr. | 6-0 | 286 |
| | 97 | Jamarrion Harkless | R-Fr. | 6-3 | 346 |
| DL | 95 | Joe Anderson | Sr. | 6-4 | 290 |
| | 18 | Demeco Kennedy | Fr. | 6-2 | 291 |
| RUSH | 15 | Will Heldt | So. | 6-6 | 265 |
| | 99 | Jireh Ojata | Sr. | 6-4 | 267 |
| LB | 4 | Kydran Jenkins | Sr. | 6-1 | 253 |
| | 22 | Owen Davis | R-Fr. | 6-3 | 245 |
| LB | 14 | Yanni Karlaftis | Jr. | 6-3 | 235 |
| | 40 | Hudson Miller | So. | 6-0 | 235 |
| RUSH | 17 | Shitta Sillah | Sr. | 6-4 | 251 |
| | 23 | Trey Smith | R-Fr. | 6-4 | 245 |
| DB | 19 | Botros Alisandro | Jr. | 6-1 | 186 |
| -or- | 2 | Nyland Green | Jr. | 6-1 | 186 |
| | 16 | Hudauri Hines | Fr. | 6-1 | 203 |
| DB | 31 | Dillon Thieneman | So. | 6-0 | 207 |
| | 25 | Ty Hudkins | Fr. | 5-11 | 197 |
| DB | 11 | Antonio Stevens | Sr. | 6-2 | 217 |
| | 24 | Anthony Brown | So. | 6-0 | 195 |
| DB | 6 | Smiley Bradford | Fr. | 6-0 | 195 |
| | 13 | Koy Beasley | Fr. | 5-10 | 187 |
| DB | 10 | Kyndrich Breedlove | Jr. | 5-11 | 185 |
| | 12 | Tarrion Grant | Fr. | 6-2 | 197 |

SPECIAL TEAMS

| | | | | | |
|----|----|-------------------|-------|------|-----|
| K | 35 | Spencer Porath | Fr. | 5-11 | 201 |
| | 39 | Ben Freehill | Sr. | 6-1 | 195 |
| KO | 39 | Ben Freehill | Sr. | 6-1 | 195 |
| | 35 | Spencer Porath | Fr. | 5-11 | 201 |
| H | 48 | Bennett Boehnlein | So. | 6-3 | 220 |
| | 30 | Keelan Crimmins | Jr. | 6-3 | 223 |
| P | 30 | Keelan Crimmins | Jr. | 6-3 | 223 |
| | 48 | Bennett Boehnlein | So. | 6-3 | 220 |
| LS | 44 | Nick Levy | Jr. | 5-10 | 230 |
| | 43 | Claude Strnad | R-Fr. | 6-3 | 230 |

| | | | | | |
|----|----|------------------|-------|------|-----|
| KR | 23 | Reggie Love III | Sr. | 5-11 | 215 |
| | 45 | Devin Mockobee | Jr. | 6-0 | 207 |
| KR | 33 | Elijah Jackson | R-Fr. | 5-10 | 191 |
| | 12 | Leland Smith | So. | 6-4 | 219 |
| PR | 31 | Dillon Thieneman | So. | 6-0 | 207 |
| | 26 | Andrew Sowinski | Sr. | 6-0 | 205 |





BOILER NOTES

ON THIS DATE

- Purdue and Northwestern met for the first time (Nov. 2, 1895). The matchup took place at Stuart Field, which also served as the home of Purdue Baseball as well as the practice field for the Purdue Student Artillery Training Corps.
- The Boilermakers beat Northwestern 31-7 at Ross-Ade Stadium (Nov. 2, 1895).
- No. 6 Purdue celebrates Homecoming with a 35-17 victory over Illinois (Nov. 2, 1968), part of an 8-2 season for Jack Mollenkopf's Boilermakers.
- In Mollenkopf's second season, the Boilermakers took down the Illini 21-6 in Champaign (Nov. 9, 1957).
- As part of the 1929 perfect season (8-0, 5-0 Big Ten), Jim Phelan led Purdue to a 13-0 shutout victory at Wisconsin.

LEADING THE O-LINE

- Center Gus Hartwig and right tackle Marcus Mbow have been the leaders on Purdue's offensive line this season.
- Both Boilermakers have started all seven games this season, bringing a total of 70 starts between the duo (Hartwig - 43, Mbow - 27).
- Hartwig has earned an 81.4 pass blocking grade from PFF, not allowing a sack and only surrendering one hit on the quarterback.
- Going up against No. 2 Oregon, Mbow earned a spot on the PFF National Team of the Week for battling the Ducks' difficult defensive line.

WHAT CAN BROWNE DO FOR YOU?

- Making his first career start in place of an injured Hudson Card, redshirt freshman Ryan Browne rose to the occasion and nearly led Purdue to the biggest comeback in program history at No. 23 Illinois (Oct. 12).
- Browne recorded 415 yards of offense, throwing for 297 while adding 118 on the ground to join Brandon Kirsch (2002) as the only Purdue quarterbacks since 1970 to record 250 passing yards and 100 rushing yards in the same game.
- The Clarkston, Michigan, native also became just the sixth Boilermaker quarterback to eclipse 100 yards rushing in a game, joining Phipps, Bob Bobrowski, Gary Danielson, Rob Henry and Kirsch. His 118 rushing yards were the most by a Purdue quarterback since Henry at 132 at Northwestern on Oct. 9, 2010.
- Browne's day on the ground eclipsed his 85-yard day he had in relief against Northwestern a season ago, but he joined Drew Brees as the only Purdue quarterbacks (since 1996) to produce a pair of 80-yard rushing games.
- For his performance against the Illini, Browne earned a 90.9 grade from PFF, the best by a Purdue QB on the road since at least 2008.

MAX MAD

- Max Klare has not missed a beat since he returned to the lineup at the start of the season.
- The sophomore tight end leads Purdue in receptions (24), receiving yards (384) and receiving touchdowns (2).
- He had his best game as a Boilermaker at No. 23 Illinois (Oct. 12), hauling in six receptions for a career-high 133 yards. It marked the most receiving yards by a Purdue tight end since Payne Durham's 150-yard night in the 2021 season opener and the sixth most by a Boilermaker tight end since 1996. Klare added 76 yards after catch as part of his receiving total.
- Klare was on pace to be one of the best tight ends in the country before his 2023 season was cut short. However, the sophomore bounced back in the 2024 season opener with five catches for 71 yards, both team highs.
- He also caught Purdue's first touchdown of the season, a 9-yard strike from Hudson Card on the opening drive.
- Klare was also tabbed to the Comeback Player of the Year Award Watch List ahead of the year.

HERE COMES THE MOCK TRAIN

- From walk-on to phenom, Devin Mockobee has certainly made a name for himself in his time in West Lafayette.
- With 11 carries for 102 yards at No. 23 Illinois (Oct. 12), Mockobee became the seventh Boilermaker to produce at least eight 100-yard rushing games over a career and the first since Kory Sheets (2005-08) recorded nine over his career.
- He rushed for a season-high 168 rushing yards at Oregon State (Sept. 21), becoming the sixth Boilermaker since 1996 to record a 100-yard rushing game in three separate seasons.
- Breaking open a 63-yard rush against the Beavers, he eclipsed 2,000 rushing yards for his career.
- Mockobee sits 11th on Purdue's all-time rushing list (2,289), passing legendary All-American running back Leroy Keyes (2,094) against Nebraska (Sept. 28). He also sits in a tie for 11th with 17 rushing touchdowns.
- He started his career by setting a new Purdue freshman record with 968 rushing yards while also adding nine touchdowns.
- After being put on scholarship in the first official act of the Walters era, he led the team in rushing once again with 807 yards and six touchdowns in 2023.
- In doing so, Mockobee became the first Boilermaker to lead the team in rushing in back-to-back seasons since Markell Jones, who did it three years running (2015-17).
- The Boonville, Ind., native is one of only four Big Ten players to rush for more than 800 yards in each of the past two seasons.

BLOCK PARTY

- With three on the season, Purdue leads the Big Ten and ranks fifth in the country in blocked kicks (two field goals, one punt). No, Zach Edey is not part of the Boilermakers' special teams unit.
- In the Big Ten opener against Nebraska (Sept. 28), Purdue blocked a pair of Cornhusker field goals. Defensive linemen Joe Anderson and Damarjhe Lewis earned the first field goal blocks of their careers to help the Boilermakers hold the Huskers scoreless in the first half.
- Prior to the contest, the last time Purdue blocked two field goals in a game was Sept. 3, 2011 against Middle Tennessee.
- The other block came from wide receiver Leland Smith, who blocked a punt in the season-opening victory over Indiana State (Aug. 31).

TACKLES-4-LOSS

- One of the major anchors of the defense is senior Kydran Jenkins (KAY-dran), who ranks sixth in Purdue history with 215 career sacks and 12th with 39.5 tackles-for-loss.
- The senior linebacker leads the Boilermakers in TFLs (8.0) and sacks (5.0), while ranking second in tackles (52).
- Jenkins sacks per game (0.71) ranks fourth in the Big Ten.
- Jenkins had a huge game against Oregon State (Sept. 21), recording a career-high 16 tackles to go along with 3.0 TFLs and 2.0 sacks. With his second sack of the contest, he became the eighth Boilermaker in program history to make 20 career sacks.
- As a junior, Jenkins finished second in the Big Ten in tackles-for-loss with 15.5 on the year, ranking 18th in the country and the most by a Boilermaker since George Karlaftis in 2019 (17.0).
- He garnered All-Big Ten Honorable Mention for the second straight year in 2023.
- A versatile player, Jenkins moved from RUSH END to middle linebacker ahead of the 2024 campaign, a position he played in high school and a spot the coaching staff believed would do more to impress NFL scouts.

SERIES HISTORY

INSIDE THE MATCHUP

| | |
|--------------------|--|
| Record: | 53-34-1 |
| In West Lafayette: | 23-14 |
| In Evanston: | 28-20-1 |
| Neutral: | 2-0 |
| Streak: | Northwestern - 1 |
| Last Win: | Purdue 17, Northwestern 9 - Home - 11/19/2022 |
| Last Meeting: | Northwestern 23, Purdue 15 - Away - 11/18/2023 |
| First Meeting: | Northwestern 24, Purdue 6 - Home - 11/2/1895 |

LAST 10 MEETINGS

| Date | Pur/Opp Rank | Result | Purdue | Opp | Location |
|------------|--------------|--------|--------|-----|----------|
| 11/22/2014 | | L | 14 | 38 | H |
| 11/14/2015 | -24(20) | L | 14 | 21 | A |
| 11/12/2016 | | L | 17 | 45 | H |
| 11/11/2017 | -(25) | L | 13 | 23 | A |
| 8/30/2018 | | L | 27 | 31 | H |
| 11/9/2019 | | W | 24 | 22 | A |
| 11/14/2020 | -23 | L | 20 | 27 | H |
| 11/20/2021 | | W | 32 | 14 | 2 |
| 11/19/2022 | | W | 17 | 9 | H |
| 11/18/2023 | | L | 15 | 23 | A |

2 - Wrigley Field

TOP 100-YARD RUSHING GAMES VS. NORTHWESTERN (21)

233 Otis Armstrong (32) vs. Northwestern, 10/21/1972
193 Mel Gray (25) vs. Northwestern, 10/16/1982
190 Jimmy Smith (29) at Northwestern, 11/1/1980

TOP 300-YARD PASSING GAMES VS. NORTHWESTERN (8)

431 Curtis Painter (35-49) at Northwestern, 10/14/2006
423 Aidan O'Connell (29-39) vs. Northwestern, 11/20/2021
405 Drew Brees (32-50) vs. Northwestern, 9/25/1999

TOP 100-YARD RECEIVING GAMES VS. NORTHWESTERN (21)

186 Brian Alford (7) at Northwestern, 11/16/1996
184 Leroy Keyes (6) vs. Northwestern, 10/7/1967
153 Dorian Bryant (16) vs. Northwestern, 10/15/2005

ABOUT THE MATCHUP

- Purdue and Northwestern will square off for the 89th time on Saturday.
- The Boilermakers' 53 wins over the Wildcats is just the second highest tally against an opponent, trailing 77 wins over Indiana.
- The two clubs have faced each other every year since 2014. The Boilermakers have won three of the last five matchups.
- Otis Armstrong rushed for a then-school record 233 yards on 32 carries in the 1972 matchup, before later rushing for 276 yards against Indiana, a record still unbroken.

OUR LAST MATCHUP VS. NORTHWESTERN

NORTHWESTERN 23, PURDUE 15 - NOV. 18, 2023 - EVANSTON, ILL.

- Purdue rushed for 303 yards on the ground, but could not mount a late comeback in a 23-15 loss at Northwestern.
- It was the final game before the renovation of Northwestern's Ryan Field started.
- The defense totaled five sacks in the first half, the team's most in a half since the Eastern Michigan game on Sept. 8, 2018.
- Dillon Thieneman led the way with 10 tackles, six solos, and an interception.
- The Boilermakers held Northwestern to 2.9 yards per carry on the ground, allowing 99 yards on 34 carries.
- Hudson Card missed the game due to injury.
- Tyrone Tracy Jr. electrified the box score with 276 all-purpose yards, the most by a Purdue player since Rondale Moore (Sept. 7, 2019 vs. Vanderbilt).
- The Boilermakers finished with 303 total rushing yards, their second highest total of the 2023 season.
- The team has eclipsed 300 rushing yards in back-to-back games, the first time Purdue has had multiple 300-yard rushing games in a season since 2002.





NATIONAL RANKINGS

| | FBS | B1G | Stat |
|-------------------------------|-----|-----|-------|
| 3rd Down Pct | 115 | 17 | .333 |
| 3rd Down Pct Defense | 119 | 17 | .457 |
| 4th Down Pct | 133 | 18 | .125 |
| 4th Down Pct Defense | 84 | 14 | .571 |
| Blocked Kicks | 5 | 1 | 3 |
| Blocked Kicks Allowed | 1 | 1 | 0 |
| Blocked Punts | 12 | 2 | 1 |
| Blocked Punts Allowed | 1 | 1 | 0 |
| Completion Percentage | 56 | 11 | .625 |
| Defensive TDs | 33 | 7 | 1 |
| Fewest Penalties | 84 | 13 | 51 |
| Fewest Penalties Per Game | 105 | 16 | 7.3 |
| Fewest Penalty Yards | 106 | 14 | 501 |
| Fewest Penalty Yards Per Game | 121 | 18 | 71.6 |
| First Downs Defense | 113 | 18 | 170 |
| First Downs Offense | 132 | 17 | 104 |
| Fumbles Lost | 77 | 11 | 5 |
| Fumbles Recovered | 122 | 16 | 1 |
| Kickoff Return Defense | 52 | 7 | 18.4 |
| Kickoff Returns | 53 | 8 | 20.9 |
| Net Punting | 32 | 8 | 41.4 |
| Passes Had Intercepted | 35 | 6 | 5 |
| Passes Intercepted | 113 | 17 | 3 |
| Passing Offense | 120 | 151 | 170.9 |
| Passing Yards Allowed | 96 | 16 | 236.7 |
| Passing Yards per Completion | 93 | 10 | 11.4 |
| Punt Return Defense | 61 | 5 | 6.7 |
| Punt Returns | 70 | 13 | 8.0 |
| Red Zone Defense Pct | 105 | 17 | .897 |
| Red Zone Offense Pct | 92 | 12 | .810 |
| Rushing Defense | 126 | 18 | 214.9 |
| Rushing Offense | 62 | 9 | 163.6 |
| Sacks Allowed | 105 | 16 | 2.6 |
| Scoring Defense | 129 | 18 | 38.4 |
| Scoring Offense | 119 | 16 | 20.3 |
| Tackles for Loss Allowed | 89 | 14 | 5.9 |
| Passing Efficiency | 61 | 10 | 136.0 |
| Passing Efficiency Defense | 127 | 18 | 163.7 |
| Team Sacks | 45 | 8 | 2.3 |
| Team Tackles for Loss | 75 | 9 | 5.6 |
| Time of Possession | 122 | 18 | 26:54 |
| Total Defense | 123 | 18 | 451.6 |
| Total Offense | 110 | 14 | 334.4 |
| Turnover Margin | 116 | 16 | -0.86 |
| Turnovers Gained | 131 | 18 | 4 |
| Turnovers Lost | 53 | 10 | 10 |
| Winning Percentage | 124 | 18 | .143 |

ACTIVE CAREER LEADERS (PURDUE STATS ONLY)

| | | |
|----------------------|---------------------------------|-------|
| Rushing Yards | Devin Mockobee | 2,289 |
| Rushing Touchdowns | Devin Mockobee | 17 |
| Passing Yards | Hudson Card | 3,125 |
| Passing Touchdowns | Hudson Card | 22 |
| Receptions | Devin Mockobee | 61 |
| Receiving Yards | Max Klare | 580 |
| Receiving Touchdowns | Klare/Morrisette/L. Smith/Tibbs | 2 |
| Total Offense Yards | Hudson Card | 3,202 |
| Points Scored | Devin Mockobee | 114 |
| Kickoff Return Yards | Elijah Jackson | 145 |
| All-Purpose Yards | Devin Mockobee | 2,877 |
| Punt Average | Keelan Crimmins | 44.4 |
| Tackles | Kydran Jenkins | 176 |
| Tackles-for-Loss | Kydran Jenkins | 39.5 |
| Sacks | Kydran Jenkins | 21.5 |
| Interceptions | Dillon Thieneman | 6 |
| Passes Defended | Dillon Thieneman | 5 |
| Forced Fumbles | 3 Tied | 2 |
| Fumble Recoveries | Cole Brevard | 2 |
| | Kydran Jenkins | 2 |
| Blocked Kicks | Kydran Jenkins | 1 |
| | Damarjhe Lewis | 1 |
| | Joe Anderson | 1 |
| Blocked Punts | Leland Smith | 1 |

BOILER NOTES

DT THE TACKLING MACHINE

- After pacing Purdue and becoming one of the nation's leading tacklers as a freshman, Dillon Thieneman is back atop the Boilermakers' chart for tackles in 2024.
- The sophomore defensive back leads Purdue in total tackles (54) and solo tackles (35), ranking second in the Big Ten solo tackles and sixth in total tackles.
- Thieneman's 5.0 solo tackles per game rank 13th nationally.
- A season ago, Thieneman led the team with 106 tackles, ranking fifth in the Big Ten among all players and the most by any freshman in the country
- His 74 solo tackles in 2023 led all freshmen nationwide and set a new Purdue freshman record.

HIGHWAY TO HELDT

- After recording only 12 tackles throughout his freshman season, sophomore rush end Will Heldt has made 34 tackles this season. He is tied for the team lead in sacks (5.0), while ranking second in tackles-for-loss (6.5).
- Heldt recorded his first career touchdown with a 16-yard scoop-and-score at No. 23 Illinois (Oct. 12).
- At Wisconsin (Oct. 5), Heldt recorded a career-high eight tackles to pace Purdue.
- Heldt started the season with a team-high seven tackles, 3.0 tackles-for-loss and 2.0 sacks in the win over Indiana State.
- Prior to the season opener, Heldt's career high in tackles were two.

LOVIN' THE INTS

- An important part of Purdue's nickel defense, Kyndrich Breedlove produced a breakout game at Wisconsin (Oct. 5).
- The Nashville, Tennessee, native hauled in interceptions on back-to-back drives in the second quarter for Purdue's first INTs of the season.
- Breedlove's performance marked just the eighth time in the last decade that a Boilermaker recorded two interceptions in one game and the first since Dillon Thieneman did it in the 2023 season finale victory over Indiana.
- He added his third INT of the season against No. 2 Oregon (Oct. 18), accounting for all three of Purdue's interceptions to become the 13th Boilermaker over the past decade to pick off three passes in a season.
- Breedlove also leads the Boilermakers with four pass breakups on the season.

SECOND HALF SPARK PLUG

- Trailing 27-3 in the second half at No. 23 Illinois (Oct. 12), the Purdue offense caught fire and scored 46 points after halftime (most points after halftime since at least 1980).
- The Boilermakers recorded 382 yards of total offense in the second half, averaging 11.9 yards per play.
- Ryan Browne threw for 288 of his 297 passing yards in the second half.
- Five different Boilermakers found the end zone after halftime: Jahmal Edrine, Will Heldt, Devin Mockobee (2), Jaron Tibbs, Ahmad Branch (OT).
- Purdue was a perfect 6-for-6 in the red zone in the game, including 5-for-5 in the second half (four touchdowns, one field goal).

ANOTHER AUSSIE

- Keelan Crimmins has quickly become Purdue's most reliable punter in at least seven seasons.
- Crimmins is fourth in the Big Ten and ranks 20th nationally with a 44.6-yard average.
- He is on pace for the second-highest season punt average in program history behind Ray Guy Award winner Travis Dorsch (48.1 yards per punt).
- Against Notre Dame, Crimmins punted 10 times for a 47.3-yard clip with a pair of balls over 50 yards and three inside the 20-yard line.
- It was only the sixth time a Big Ten punter averaged over 47 yards when punting 10 times. Iowa has three of them.
- His career-long 64-yard kick against the Irish was just the 20th ball of 64 or more yards by Purdue punter since 1996.
- He tallied a 46.7-yard average against Indiana State on three boots.
- The Aussie was the No. 3-ranked punter by ProKick Australia.
- He played cricket and high level Australian Rules Football.
- Crimmins is the second straight Purdue punter from Australia, joining Jack Ansell (2021-23), who also wore No. 30.

SPECIAL TEAMS BEING SPECIAL

- Pro Football Focus graded the Boilermakers' special teams at 91.1, the best in the nation, through the first four games of the year. The Boilermakers are now 11th at 88.2.
- Purdue was ranked atop the ESPN Football Power Index Special Teams Efficiency at 80.5 through the first four games, as well.
- Purdue is one of eight teams nationally and the only one from the Big Ten with three blocked kicks this season (2 - FG, 1 - Punt).
- Purdue ranks eighth in the Big Ten in kickoff return average (20.9), seventh in kick return defense (16.1) and eighth in net punting (41.4).
- Elijah Jackson is fifth in the conference with 18.1 yards per kick return this season.
- Punter Keelan Crimmins is 20th nationally and fourth in the Big Ten with a 44.6 punt average on the year.
- In his second year with the program, special teams coach Chris Petrilli has boosted the Boilermakers' special teams, including the kickoff return for a touchdown last season, the program's first in more than a decade.

MISSING BULLDOGS-TURNED-BOILERS

- Purdue was without two of its highest-ranked transfers to start the season.
- Wide receiver CJ Smith, one of four Boilermakers to transfer from Georgia, was injured in fall camp.
- Nyland Green, the No. 7 rated transfer and highest ranked cornerback in the portal according to 247Sports, was expected to make an immediate impact to the Purdue secondary before suffering an injury in fall camp.
- Green made his Purdue debut against Nebraska.

JOE JEFF STEPS UP

- Sophomore Joseph Jefferson has found a pivotal role in Ryan Walters' defense filling in when Antonio Stevens missed time due to injury.
- The Indianapolis native made 25 tackles over the games against Oregon State, a career-high 10 at Corvallis, Nebraska and Wisconsin.
- Adding nine more tackles against Nebraska, Jefferson's 26 total tackles on the season rank fourth among Purdue defenders.
- Jefferson began his career with only three tackles through his first 14 games as a Boilermaker, primarily playing on special teams. He recorded two tackles as a redshirt freshman last year before making one tackle in the first two games of this season.





BOILER NOTES

DIFFICULT SCHEDULE

- A season ago, Purdue did not face a team with a losing record at the time of the game until battling Indiana for the Old Oaken Bucket in the season finale. This year's schedule may be even tougher.
- Purdue's schedule was ranked the 11th hardest in the nation by ESPN's Football Power Index, fourth by College Football News, seventh by College Football Network and sixth by Sports Grid.
- Four preseason Top 10 teams appear on the Boilermakers' 2024 schedule: No. 2 Ohio State (Nov. 9), No. 3 Oregon (Oct. 18), No. 7 Notre Dame (Sept. 14) and No. 8 Penn State (Nov. 16).
- No other team in the country plays more Top 10 teams than Purdue. Only Florida matched the Boilermakers with four Top 10 opponents.
- Three of the Top 10 matchups are at home, as Purdue hosts Notre Dame, Oregon and Penn State at Ross-Ade Stadium.

ROSS-ADE PACKED ALL SEASON LONG

- With three of Purdue's six home games coming against preseason Top 10 teams, Ross-Ade Stadium is expected to be packed all season long.
- Purdue has sold out two games against Notre Dame and Nebraska, which matched the highest attendance at Ross-Ade Stadium since 2014 when renovations began that trimmed capacity by nearly 10,000 seats.
- Purdue's attendance of 59,488 against Indiana State was the largest in a season opener for Purdue since 2005.
- The Boilermakers' home game against Northwestern is already sold out.
- The 2023 season featured Purdue's highest home attendance, both average and total, since the 2007 campaign, but those marks might be broken this season.
- With more than 42,000 season ticket holders, including more than 5,000 new season ticket holders, season tickets sold out for the 2024 season.
- Student season tickets also sold out five hours after going on sale, a record-breaking time.
- Purdue's in-state matchup against Notre Dame sold out one day after going on sale to the public.

THE ADMIRAL

- Gus "The Admiral" Hartwig once again leads the Purdue front line in his fifth year starting for the Boilermakers.
- The four-time All-Big Ten honorable mention honoree has played in 46 games, starting 43. He first start came at right guard against Minnesota during his freshman season in 2020.
- He was named to the Rimington Trophy Watch List each of the last three seasons, a trophy presented annually to the most outstanding center in college football, as well as the Jason Witten Collegiate Man of the Year Watch List.
- A cerebral leader at the heart of the offense, he has been named Academic All-Big Ten three times and is also a member of the NFF Hampshire Honor Society.
- He was Campbell Trophy Semifinalist in 2023 and 2024.
- Hartwig graduated with a bachelor's in Finance with honors and is now working on his master's in Global Supply Chain Management.

SMITH'S STATEMENT

- One of the newest Boilermakers, sophomore wide receiver Leland Smith made a statement in his debut donning the Old Gold & Black.
- Smith caught a pair of passes in the season opener, including a spectacular 31-yard touchdown for his first TD as a Boilermaker.
- In the fourth quarter, he showcased his versatility by blocking a punt on special teams. It was the first blocked punt by a Boilermaker since Jackson Anthrop did it in 2021 against Nebraska.

HUDDY TUDDY

- Quarterback Hudson Card started his senior season by etching his name in the NCAA record books, completing 24-of-25 passes in the win over Indiana State.
- Completing 96 percent of his attempts, Card tied the FBS record for completion percentage in a single game (min. 20 completions), matching Greyson Lambert (Georgia) in 2015 against South Carolina.
- Card set a new school record, passing Kyle Orton's old mark of 88.5% set against Ball State in 2004.
- The Austin, Texas, native finished his day with 273 yards and a career-high four touchdowns, playing just a little more than one half of football.

Purdue Single-Game Completion Percentage (min. 20 att.)

| Player | Opponent | Year | Pct. | C-A |
|------------------|-------------------|------|-------|-------|
| 1. Hudson Card | vs. Indiana State | 2024 | 96% | 24-25 |
| 2. Kyle Orton | vs. Ball State | 2004 | 88.5% | 19-22 |
| 3. Bob Griese | vs. Notre Dame | 1965 | 86.4% | 31-36 |
| 4. Drew Brees | vs. Minnesota | 1998 | 86.1% | 31-36 |
| 5. Mark Herrmann | vs. Indiana | 1980 | 82.6% | 19-23 |

FBS Single-Game Completion Percentage (min. 20 comp.)

| Player | Opponent | Year | Pct. | C-A |
|-----------------|--------------------|------|------|-------|
| 1. Hudson Card | vs. Indiana State | 2024 | 96% | 24-25 |
| Greyson Lambert | vs. South Carolina | 2015 | 96% | 24-25 |

STARTING THEM YOUNG

- True freshmen Tarrion Grant and Shamar Rigby turned heads during preseason camp to earn starting spots on opening day.
- Grant and Rigby joined Dillon Thieneman, George Karlaftis, Jalen Graham and Ja'Whaun Bentley as the only true freshmen to start week one for the Boilermakers in the 21st Century.
- They were the first rookie duo to start together since Karlaftis and Graham suited up in 2019.
- Based on in-depth research, Rigby is the first offensive player to start a season opener for Purdue in over 25 years.

"THE MOST FEARED DEFENSIVE BACK IN THE COUNTRY"

- Dillon Thieneman is one of the best defensive backs in the nation. Period.
- David Hale of ESPN wrote that, "Dillon Thieneman might be the most feared defensive back in the country."
- The sophomore was tabbed Third Team All-America, the FWAA Defensive Freshman of the Year and Thompson-Randle El Big Ten Freshman of the Year.
- Thieneman racked up five Big Ten Freshman of the Week honors, becoming the first defender in conference history to win any weekly award five times in a single season.
- He ranked third nationally in interceptions (6) and solo tackles (74), leading all freshmen and setting new Purdue freshman records. His solo tackle record passed Rod Woodson's mark of 67 that stood since 1983.
- He became the first Purdue freshman to record multiple double-digit tackle games since Ja'Whaun Bentley (New England Patriots)
- Thieneman was the No. 83-ranked player in EA College Football 25 with an overall rating of 90.
- The Westfield, Ind., native also garnered a spot on Bruce Feldman's 'Freaks List', checking in at No. 96. Since his arrival on campus, Thieneman has put on 11 pounds of muscle, trimmed body fat and added to his already ridiculous speed.

LAST TIME OUT

NO. 2 OREGON 35, PURDUE 0

Oct. 18, 2024 | West Lafayette, Ind.

| | | | | | |
|--------|----|---|---|----|----|
| Oregon | 14 | 7 | 0 | 14 | 35 |
| Purdue | 0 | 0 | 0 | 0 | 0\ |

PURDUE LEADERS

RUSHING: Reggie Love III - 11 att, 93 yds
PASSING: Ryan Browne - 9-19, 93 yds, 1 INT
RECEIVING: Max Klare - 3 rec, 32 yds
TACKLES: Yanni Karlaftis - 8 total, 7 solo
TACKLES-for-LOSS: 4 tied - 1.0 TFL
SACKS: Will Heldt, Mo Omonode - 1.0 Sack
INTERCEPTIONS: Kyndrich Breedlove - 1 INT

Kyndrich Breedlove recorded his third interception of the season and tied for the game lead with a career-high eight tackles, including four solos.

On the offensive side, Purdue tallied a season-high 40 rushing attempts, running for 208 yards and a 5.2 average behind Reggie Love III's 93 yards on 11 carries.

FBS TOP-50 / BIG TEN TOP-10
INDIVIDUAL RANKINGS

| Player | Category | FBS | BIG | Stat |
|--------------|-----------------------|-----|-----|------|
| K. Breedlove | Total Interceptions | 14 | 3 | 3 |
| K. Crimmins | Punting | 20 | 4 | 44.4 |
| W. Heldt | Fumbles Recovered | 37 | 3 | 1 |
| | Sacks | 23 | 4 | .71 |
| E. Jackson | Kickoff Returns | 47 | 5 | 18.1 |
| K. Jenkins | Sacks | 23 | 4 | .71 |
| | Total Tackles | 80 | 7 | 7.4 |
| M. Klare | Yards Per Reception | 83 | 10 | 16.0 |
| D. Mockobee | Rush Yards Per Carry | 30 | 5 | 6.3 |
| S. Porath | Field Goal Percentage | 73 | 7 | .714 |
| D. Thieneman | Solo Tackles | 13 | 2 | 5.0 |
| | Total Tackles | 66 | 6 | 7.7 |





HUDSON CARD

QUARTERBACK

SR • 6-3 • 210

AUSTIN, TEXAS • LAKE TRAVIS • TEXAS

| COMPLETIONS | ATTEMPTS | YARDS | TOUCHDOWNS | INTERCEPTIONS |
|-------------|----------|-------|------------|---------------|
| 71 | 112 | 738 | 7 | 4 |

SEASON / CAREER HIGHS

COMPLETIONS

2024 24 - vs. Indiana State - 8/31/24

Career 32 - vs. Syracuse - 9/16/23

ATTEMPTS

2024 25 - vs. Indiana State - 8/31/24

Career 46 - vs. Syracuse - 9/16/23

PASSING YARDS

2024 273 - vs. Indiana State - 8/31/24

Career 323 - vs. Syracuse - 9/16/23

PASSING TOUCHDOWNS

2024 4 - vs. Indiana State - 8/31/24

Career 4 - vs. Indiana State - 8/31/24

LONG PASS

2024 52 - vs. Notre Dame - 9/14/24

Career 84 - vs. Fresno State - 9/2/23

RUSHING YARDS

2024 16 - vs. Indiana State - 8/31/24

Career 54 - vs. Wisconsin - 9/22/23

LONG RUSH

2024 12 - vs. Indiana State - 8/31/24

Career 32 - vs. UTSA - 09/17/22*

CARD CAREER LINE

| Year | GP | GS | Passing | | | | Att. | Rushing | | | |
|--------|----|----|------------|------|-----|------|------|---------|-----|------|------|
| | | | C-A-I | Yds. | TDs | Pct. | | Yds. | TDs | Long | Long |
| 2020 | 2 | 0 | 1-3-0 | 5 | 0 | 5 | 33.3 | 4 | 11 | 0 | 7 |
| 2021 | 8 | 2 | 51-83-1 | 590 | 5 | 52 | 61.4 | 26 | 17 | 1 | 13 |
| 2022 | 12 | 3 | 75-108-1 | 928 | 6 | 45 | 69.4 | 17 | 46 | 0 | 32 |
| 2023 | 11 | 11 | 215-365-8 | 2387 | 15 | 84 | 58.9 | 93 | 203 | 5 | 25 |
| 2024 | 5 | 5 | 71-112-4 | 738 | 7 | 52 | 63.4 | 24 | -10 | 0 | 23 |
| Purdue | 16 | 16 | 286-477-12 | 3125 | 22 | 84 | 60.0 | 117 | 193 | 5 | 25 |
| Total | 38 | 21 | 413-671-14 | 4648 | 33 | 84 | 61.5 | 164 | 267 | 6 | 32 |

2024 AS A SENIOR AT PURDUE

| Date | Opponent | CMP | ATT | INT | % | YDS | TD | Long | ATT | YDS | TD | Long |
|-------|-------------------|--------------|-----|-----|------|-----|----|------|-----|-----|----|------|
| 8/31 | Indiana State | 24 | 25 | 0 | 96.0 | 273 | 4 | 43 | 3 | 16 | 0 | 12 |
| 9/14 | Notre Dame | 11 | 24 | 2 | 45.8 | 124 | 1 | 52 | 6 | -42 | 0 | 1 |
| 9/21 | at Oregon State | 7 | 17 | 1 | 41.2 | 56 | 1 | 32 | 3 | 33 | 0 | 23 |
| 9/28 | Nebraska | 18 | 25 | 1 | 72.0 | 174 | 1 | 19 | 7 | -22 | 0 | 10 |
| 10/5 | at Wisconsin | 11 | 21 | 0 | 52.4 | 111 | 0 | 22 | 5 | 5 | 0 | 1.0 |
| 10/12 | at Illinois | Did Not Play | | | | | | | | | | |
| 10/18 | Oregon | Did Not Play | | | | | | | | | | |
| 11/2 | Northwestern | | | | | | | | | | | |
| 11/9 | at Ohio State | | | | | | | | | | | |
| 11/16 | Penn State | | | | | | | | | | | |
| 11/22 | at Michigan State | | | | | | | | | | | |
| 11/30 | at Indiana | | | | | | | | | | | |

CARD IN 2024

- Connected on 24-of-25 passes (96%) against Indiana State to match the single-game FBS record (min. 20 completions) and set the Purdue record for completion percentage, named to Earl Campbell Tyler Rose Award Player of the Week honorable mention
- Tabbed to the Manning Award, Johnny Unitas Golden Award, Earl Campbell Tyler Rose Award and Senior Bowl Watch List
- Missed games against Illinois and Oregon due to injury

CARD'S CAREER

- Earned All-Big Ten Honorable Mention by the media during his first season at Purdue in 2023
- Was one of two Big Ten quarterbacks with 15 passing and five rushing touchdowns last season (Taulia Tagovailoa, Maryland) last season
- Joined Drew Brees, Mike Phipps, Curtis Painter and Billy Dicken as the only Purdue quarterbacks since 1956 with 15 passing and five rushing scores in a season in 2023
- Garnered Manning Award Star of the Week (Nov. 27) Earned two Earl Campbell Tyler Rose Honor Roll Awards on (Nov. 14) and (Nov. 28)
- Joined the list of Boilermaker signal callers from the Austin, Texas area, alongside legend Drew Brees on the list of Purdue QBs to hail from the state capital. The pair sat on either side of the Battle of the Lakes rivalry between Lake Travis (Card) and Westlake (Brees) and are amongst a large list of top talent to have come from the two programs, including Nick Foles, Garrett Gilbert, Baker Mayfield and Justin Tucker
- Spent his first three seasons at Texas, appearing in 22 games with four starts
- Named All-America, two-time all-state honoree, 2020 Under Armour All-America Game participant
- Tabbed No. 67 nationally, No. 3 at dual threat quarterback, and No. 11 overall in Texas according to 247Sports, and No. 4 at dual threat quarterback and No. 9 overall in Texas by ESPN



RYAN BROWNE

QUARTERBACK

R-FR • 6-4 • 210

CLARKSTON, MICH • VENICE

| COMPLETIONS | ATTEMPTS | YARDS | TOUCHDOWNS | INTERCEPTIONS |
|-------------|----------|-------|------------|---------------|
| 34 | 56 | 458 | 3 | 1 |

SEASON / CAREER HIGHS

COMPLETIONS

2024 18 - at Illinois - 10/12/24

Career 18 - at Illinois - 10/12/24

ATTEMPTS

2024 26 - at Illinois - 10/12/24

Career 26 - at Illinois - 10/12/24

PASSING YARDS

2024 297 - at Illinois - 10/12/24

Career 297 - at Illinois - 10/12/24

PASSING TOUCHDOWNS

2024 3 - at Illinois - 10/12/24

Career 3 - at Illinois - 10/12/24

LONG PASS

2024 62 - at Illinois - 10/12/24

Career 62 - at Illinois - 10/12/24

RUSHING YARDS

2024 118 - at Illinois - 10/12/24

Career 118 - at Illinois - 10/12/24

LONG RUSH

2024 23 - at Illinois - 10/12/24

Career 23 - at Illinois - 10/12/24

BROWNE CAREER LINE

| Year | GP | GS | Passing | | | | Att. | Rushing | | | |
|-------|----|----|---------|------|-----|------|------|---------|-----|------|------|
| | | | C-A-I | Yds. | TDs | Pct. | | Yds. | TDs | Long | Long |
| 2023 | 1 | 0 | 12-16-2 | 104 | 0 | 28 | 75.0 | 21 | 85 | 0 | 12 |
| 2024 | 4 | 2 | 34-56-1 | 458 | 3 | 62 | 60.7 | 36 | 166 | 0 | 23 |
| Total | 5 | 2 | 46-72-3 | 562 | 3 | 62 | 63.9 | 57 | 251 | 0 | 23 |

2024 AS A REDSHIRT FRESHMAN AT PURDUE

| Date | Opponent | CMP | ATT | INT | % | YDS | TD | Long | ATT | YDS | TD | Long |
|-------|-------------------|--------------|-----|-----|-------|-----|----|------|-----|-----|----|------|
| 8/31 | Indiana State | 6 | 10 | 0 | 60.0 | 62 | 0 | 16 | 3 | 10 | 0 | 8 |
| 9/14 | Notre Dame | Did Not Play | | | | | | | | | | |
| 9/21 | at Oregon State | Did Not Play | | | | | | | | | | |
| 9/28 | Nebraska | Did Not Play | | | | | | | | | | |
| 10/5 | at Wisconsin | 1 | 1 | 0 | 100.0 | 6 | 0 | 6 | 2 | -10 | 0 | 2 |
| 10/12 | at Illinois | 18 | 26 | 0 | 69.2 | 297 | 3 | 61 | 17 | 118 | 9 | 20 |
| 10/18 | Oregon | 9 | 19 | 1 | 47.4 | 93 | 0 | 23 | 14 | 48 | 0 | 23 |
| 11/2 | Northwestern | | | | | | | | | | | |
| 11/9 | at Ohio State | | | | | | | | | | | |
| 11/16 | Penn State | | | | | | | | | | | |
| 11/22 | at Michigan State | | | | | | | | | | | |
| 11/30 | at Indiana | | | | | | | | | | | |

BROWNE IN 2024

- Joined Brandon Kirsch (2002) as the only Purdue quarterbacks since 1970 to record 250 passing yards and 100 rushing yards in the same game
- Became just the sixth Boilermaker quarterback to eclipse 100 yards rushing in a game
- Joined Drew Brees as the only Purdue quarterbacks (since 1996) to produce a pair of 80-yard rushing games
- Posted the highest PFF grade (90.9) by a Purdue quarterback on the road since at least 2008
- Tabbed the Shaun Alexander Player of the Week after performance vs. Illinois


BROWNE'S CAREER

- Appeared in one game as a freshman, against Northwestern, going 12-of-16 for 104 yards
- Also rushed for 85 yards on 21 carries against the Wildcats last year
- Three-star recruit
- Ranked No. 8 in New York and No. 60 at QB by 247Sports
- Florida's 8A Player of the Year and Mr. Football runner up
- Lead Venice to a 14-1 record and a state championship in 2021
- Named the MVP of the state title game after throwing four touchdowns and 250 yards
- Earned First-Team All-State honors





THE OFFENSE

**45 • DEVIN MOCKOBBEE** (MOCK-ah-bee)

Jr. • RB • 6-0 • 207 • Boonville, Ind. • Boonville

| GP/GS | ATT. | YDS | TD | LG | YPC | YPG |
|-------|------|-----|----|----|-----|------|
| 7/7 | 81 | 510 | 2 | 63 | 6.3 | 72.9 |

LAST GAME - 10 att, 46 yds, 2 rec, 22 yds

- 11th in Purdue history in rushing yards (2,289), 11th in touchdowns (17), sixth in 100-yard games (8)
- Fifth in the Big Ten with 6.3 yards per carry and 11th in rushing yards (510)
- Honorable Mention All-Big Ten (Coaches, Media) in 2023, Fourth Team All-Big Ten (Phil Steele)
- Set the Purdue freshman record for rushing yards, 100-yard games and attempts in 2022 as a walk-on


**23 • REGGIE LOVE III**

Sr. • RB • 5-11 • 215 • St. Louis, Mo. • Trinity Catholic • Illinois

| GP/GS | ATT. | YDS | TD | LG | YPR | YPG |
|-------|------|-----|----|----|-----|------|
| 7/0 | 55 | 319 | 2 | 22 | 5.8 | 45.6 |

LAST GAME - 11 att, 93 yds

- Tied for the team lead in rushing touchdowns with scores against Indiana State and Oregon State
- Led Illinois in carries (116), rushing yards (567), yards per game (70.9), and touchdowns (4) in 2023
- Played for Purdue associate head coach Cory Patterson for two seasons in high school

**13 • JARON TIBBS** (juh-RON)

So. • WR • 6-3 • 214 • Indianapolis, Ind. • Cathedral

| GP/GS | REC | YDS | TD | LG | YPC | YPG |
|-------|-----|-----|----|----|-----|------|
| 7/6 | 16 | 148 | 2 | 21 | 9.3 | 21.1 |

LAST GAME - 1 rec, 8 yds

- Career-high 51 receiving yards vs. Illinois, grabbed eight-yard touchdown pass
- Caught first career touchdown against Indiana State, caught five balls for 46 yards vs. Nebraska
- Three-star recruit tabbed as the No. 16 prospect from Indiana by 247Sports
- Named to the 2022 Indiana Football Coaches Association All-State Top-50 team


**7 • JAHMAL EDRINE** (ja-MAL ED-ren)

Jr. • WR • 6-3 • 215 • Ft. Lauderdale, Fla. • Fort Lauderdale • FAU

| GP/GS | REC | YDS | TD | LG | YPC | YPG |
|-------|-----|-----|----|----|------|------|
| 5/5 | 10 | 161 | 1 | 53 | 16.1 | 32.2 |

LAST GAME - 1 rec, 7 yds

- Caught 53-yard touchdown vs. Illinois for first score as a Boilermaker
- Tabbed to the Comeback Player of the Year Award Watch List
- Missed last year after suffering an injury in preseason camp
- Tallied 570 yards on 39 receptions with six touchdowns in 2022 at FAU


**16 • SHAMAR RIGBY**

Fr. • WR • 6-3 • 187 • St. Petersburg, Fla. • Clearwater Central Catholic

| GP/GS | REC | YDS | TD | LG | YPC | YPG |
|-------|-----|-----|----|----|-----|-----|
| 8/4 | 5 | 27 | 0 | 8 | 5.4 | 3.9 |

LAST GAME - Appeared on offense and special teams

- First true freshman on offense to start season opener at Purdue this century
- Consensus three-star recruit, No. 73 in Florida per On3
- Named all-state twice and led Clearwater Central Catholic to two state titles in 2022 and 2023

**8 • DE'NYLON MORRISSETTE**

So. • WR • 6-1 • 200 • Stone Mountain, Ga. • North Cobb • Georgia

| GP/GS | REC | YDS | TD | LG | YPC | YPG |
|-------|-----|-----|----|----|-----|------|
| 7/4 | 9 | 89 | 2 | 19 | 9.9 | 12.7 |

LAST GAME - 1 rec, 18 yds

- Scored first career touchdown in Purdue debut against Indiana State
- Appeared in 16 games for Georgia in two seasons, winning the 2022 National Championship

**86 • MAX KLARE**

So. • TE • 6-4 • 240 • Guilford, Ind. • St. Xavier

| GP/GS | REC | YDS | TD | LG | YPC | YPG |
|-------|-----|-----|----|----|------|------|
| 7/7 | 24 | 384 | 2 | 62 | 16.0 | 54.9 |

LAST GAME - 3 rec, 32 yds

- Career-high six receptions for 133 yards and a touchdown at Illinois
- Leads team in receptions and yards, seventh among tight ends nationally in receiving yards
- Named to the Comeback Player of the Year Award Watch List
- Top five in tight ends and freshmen receivers in receptions through four games last year

**9 • CJ SMITH**

So. • WR • 6-3 • 195 • Apopka, Fla. • Mount Dora • Georgia

| GP/GS | REC | YDS | TD | LG | YPC | YPG |
|-------|-----|-----|----|----|-----|-----|
| - | - | - | - | - | - | - |

LAST GAME - Did not play due to injury

- Joined Purdue in the spring of 2024, missed first seven games through injury
- Appeared in 11 games at Georgia in two seasons, winning 2022 National Championship
- Four-star prospect according to Rivals and ESPN
- Ranked as the No. 16 wide receiver recruit in the class of 2022 by ESPN

**82 • DREW BIBER** (BIB-er)

Jr. • TE • 6-5 • 245 • Cedarburg, Wis. • Cedarburg

| GP/GS | REC | YDS | TD | LG | YPC | YPG |
|-------|-----|-----|----|----|-----|------|
| 7/2 | 8 | 73 | 0 | 22 | 9.1 | 10.4 |

LAST GAME - Appeared on offense and special teams

- Set career highs in receptions (3) and receiving yards (24) against Nebraska
- Recorded first career touchdown in the Old Oaken Bucket Game against Indiana last year
- Three-star and No. 10-ranked recruit overall in Wisconsin by 247Sports.com

**53 • GUS HARTWIG**

Sr. • OL • 6-5 • 305 • Zionsville, Ind. • Zionsville

- Started at center in all seven games
- Tabbed to Rimington Award Watch List for the third year, Campbell Award semifinalist
- Added to the Jason Witten Collegiate Man of the Year Watch List
- 41 starts at Purdue are the most by any offensive Boilermaker on the team

**71 • COREY STEWART**

Sr. • OL • 6-6 • 318 • Nashville, Tenn. • East Nashville • Ball State

- Started at left tackle the last six games, after missing season opener due to injury
- Joined Purdue after a First Team All-MAC campaign at Ball State in 2023
- Entered the season with 28 consecutive starts over final three seasons at Ball State

**77 • MAHAMANE MOUSSA** (ma-HA-men MOO-sa)

Jr. • OL • 6-4 • 300 • Indianapolis, Ind. • Pike

- Started at left guard in all seven games
- Missed final two games of the year in 2023 due to injury, after starting 18 games in two years
- Three-star and No. 17-ranked recruit in Indiana by Rivals in the class of 2022

**55 • DJ WINGFIELD**

Jr. • 6-5 • 280 • Los Angeles, Calif. • Redondo Union • El Camino • New Mexico

- Started at right guard in all seven games
- Joined Purdue in 2024 after playing nine games at New Mexico in 2023
- Started 22 games in two years at El Camino Junior College to earn SCFA All-Second Team

**63 • MARCUS MBOW** (like bow and arrow)

Jr. • 6-5 • 300 • Milwaukee, Wis. • Wauwatosa East

- Started at right tackle in all seven games
- Named to the Senior Bowl Watch List
- Tabbed College Football News' Freshman All-America Second Team in 2022

**39 • BEN FREEHILL**

Sr. • K • 6-1 • 195 • Gibson City, Ill. • Melvin-Sibley • Oklahoma State

| FGM-A | FG% | PAT | LONG | -29 | 30-39 | 40-49 | 50+ |
|-------|-----|-----|------|-----|-------|-------|-----|
| - | - | - | - | - | - | - | - |

LAST GAME - 1 KO, 1 TB

- Serving as the kickoff specialist, onside kick vs. Illinois was Purdue's first recovery since 2019
- Hit a career-long 44-yard kick against Indiana last season
- Served as field goal kicker last season

**35 • SPENCER PORATH** (poor-RATH)

Fr. • K • 5-11 • 201 • Brownsburg, Ind. • Brownsburg

| FGM-A | FG% | PAT | LONG | -29 | 30-39 | 40-49 | 50+ |
|-------|------|-------|------|-----|-------|-------|-----|
| 5-7 | .714 | 15-15 | 45 | 4-4 | 0-1 | 1-1 | - |

LAST GAME - 0-1 FG

- Hit five straight field goals before a miss vs. Oregon, fifth on Purdue's freshman field goal chart
- Made his first field goal against Nebraska
- 2023 U.S. Army Bowl All-American, IFCA Top 50 All-State team, On3 Indiana Mr. Football Kicker in 2023



DILLON THIENEMAN

DEFENSIVE BACK

SO. • 6-0 • 207

WESTFIELD, IND. • WESTFIELD

TACKLES
55**SOLOS**
36**TFLS**
2.5**PBU**
3**INTERCEPTIONS**
0

SEASON / CAREER HIGHS

TACKLES

2024 14 - at Oregon State - 9/21/24
Career 14 - 2x last at Oregon State - 9/21/24

SOLO TACKLES

2024 7 - at Oregon State - 9/21/24
Career 10 - 2x vs. Syracuse - 9/16/23

TACKLES-FOR-LOSS

2024 1 - 2x last at Wisconsin - 10/5/24
Career 1 - 4x last at Wisconsin - 10/5/24

FORCED FUMBLES

2024 None
Career 2 - at Nebraska - 10/28/23

INTERCEPTIONS

2024 None
Career 2 - vs. Indiana - 11/25/23

THIENEMAN'S RANKINGS

| CATEGORY | NCAA | BIG | STAT |
|---------------|------|-----|------|
| Total Tackles | 66 | 6 | 7.7 |
| Solo Tackles | 13 | 2 | 5.0 |

THIENEMAN IN 2024

- Is in his second season as one of the top defensive backs in all of college football
- Opened the year with a pair of solo tackles and three punt returns for 29 yards vs. Indiana State
- Posted a team-high nine tackles vs. Notre Dame, for his ninth time leading the team in stops
- Matched career high with 14 tackles on the road at Oregon State
- Leads the team in tackles and solo tackles, ranking sixth and second, respectively, in the Big Ten in both categories

AN ALL-AMERICAN START

- Purdue's seventh player named Big Ten Freshman of the Year, and fifth defensive back in league history (Stuart Schweigert, Charles Woodson, Jabrill Peppers and Brandon Joseph)
- The 50th All-American in program history, Purdue's first All-America defensive back since Steve Jackson in 1990 (Gannett News Service) as well as the first AP All-America Boilermaker since College Football Hall of Famer Rod Woodson (1986).
- Ended the campaign ranked third nationally in interceptions (6) and solo tackles (74), leading all freshmen and setting new Purdue freshman records.
- His six interceptions were double the nearest freshmen, while his 74 solo tackles ranked first amongst all Big Ten defenders
- Passed Stuart Schweigert's freshman record of five interceptions in a season with six
- Was the eighth Boilermaker with six picks in a season, the first since Ricardo Allen in 2013
- Broke Rod Woodson's Purdue freshman record of solo tackles in a single season, who ended his 1983 freshman campaign with 67 solo tackles
- Thieneman was one of two freshmen since 2005 to record 100 tackles and five interceptions.
- Targeted just 11 times last year as the primary defender in coverage, the lowest of any defensive back with at least 300 snaps. Of the 11 targets, six resulted in interceptions and two were broken up

THIENEMAN QUOTABLES

"Dillon Thieneman might be the most feared defensive back in the country."

- David Hale (ESPN)

"He's got range that I don't think 80% of NFL safeties have right now."

- Dalton Wasserman (PFF College)

"This is a guy that is going to play a decade in the NFL, and I can't wait to watch his career."

- Jake Butt (BTN Analyst)

"He is as much of a freak athlete we have at any position in college football right now."

- Dalton Wasserman (PFF College)

"He is the best single-high safety in college football." - Max Chadwick (PFF College)

"It's like he was created in a lab somewhere...Have I coached anybody like him before? No I haven't. Not as talented as he is." - Ryan Walters

THIENEMAN CAREER LINE

| Year | Games | Starts | Solo | Ast | Total | TFL | PBU | FF | FR | BLK | Sacks | INT |
|-------|-------|--------|------|-----|-------|--------|-----|----|----|-----|-------|-----|
| 2023 | 12 | 12 | 74 | 32 | 106 | 2.0 | 2 | 2 | 0 | 0 | 0 | 6 |
| 2024 | 7 | 7 | 36 | 19 | 55 | 2.5-6 | 3 | 0 | 0 | 0 | 1 | 0 |
| Total | 19 | 19 | 110 | 51 | 161 | 4.5-12 | 5 | 2 | 0 | 0 | 1 | 6 |

2024 AS A SOPHOMORE AT PURDUE

| Date | Opponent | Solo | AST | TOT | TFL-YDS | SACK-YDS | FF-FR-YDS | INT-YDS | QBH | BRK |
|-------|-------------------|------|-----|-----|---------|----------|-----------|---------|-----|-----|
| 8/31 | Indiana State | 2 | 0 | 2 | 0-0 | 0-0 | 0-0-0 | 0-0 | 0 | 0 |
| 9/14 | Notre Dame | 6 | 3 | 9 | 1.0-2 | 1.0-0 | 0-0-0 | 0-0 | 0 | 0 |
| 9/21 | at Oregon State | 7 | 7 | 14 | 0-0 | 0-0 | 0-0-0 | 0-0 | 0 | 0 |
| 9/28 | Nebraska | 6 | 3 | 9 | 0-0 | 0-0 | 0-0-0 | 0-0 | 0 | 0 |
| 10/5 | at Wisconsin | 6 | 2 | 8 | 0.5-1 | 0.0 | 0-0-0 | 0-0 | 0 | 3 |
| 10/12 | at Illinois | 6 | 2 | 8 | 0.0-0 | 0.5-1 | 0-0-0 | 0-0 | 0 | 0 |
| 10/18 | Oregon | 3 | 2 | 5 | 0.0-0 | 0.0-0 | 0-0-0 | 0-0 | 0 | 0 |
| 11/2 | Northwestern | | | | | | | | | |
| 11/9 | at Ohio State | | | | | | | | | |
| 11/16 | Penn State | | | | | | | | | |
| 11/22 | at Michigan State | | | | | | | | | |
| 11/30 | at Indiana | | | | | | | | | |

2023 AS A FRESHMAN AT PURDUE

| Date | Opponent | Solo | AST | TOT | TFL-YDS | SACK-YDS | FF-FR-YDS | INT-YDS | QBH | BRK |
|-------|------------------|------|-----|-----|---------|----------|-----------|---------|-----|-----|
| 9/02 | Fresno St. | 10 | 0 | 10 | 0-0 | 0-0 | 0-0-0 | 1-0 | 0 | 0 |
| 9/09 | at Virginia Tech | 6 | 1 | 7 | 0-0 | 0-0 | 0-0-0 | 1-0 | 0 | 0 |
| 9/16 | Syracuse | 10 | 4 | 14 | 0-0 | 0-0 | 0-0-0 | 0 | 0 | 0 |
| 9/22 | Wisconsin | 3 | 4 | 7 | 0-0 | 0-0 | 0-0-0 | 0 | 1 | 0 |
| 9/30 | Illinois | 5 | 2 | 7 | 0-0 | 0-0 | 0-0-0 | 0 | 0 | 1 |
| 10/07 | at Iowa | 7 | 1 | 8 | 0-0 | 0-0 | 0-0-0 | 1-26 | 0 | 0 |
| 10/14 | Ohio St. | 4 | 5 | 9 | 0-0 | 0-0 | 0-0-0 | 0-0 | 0 | 0 |
| 10/28 | at Nebraska | 7 | 5 | 12 | 1.0-4 | 0-0 | 2-0-0 | 0-0 | 0 | 0 |
| 11/04 | at Michigan | 3 | 2 | 5 | 0-0 | 0-0 | 0-0-0 | 0-0 | 0 | 1 |
| 11/11 | Minnesota | 5 | 4 | 9 | 0-0 | 0-0 | 0-0-0 | 0-0 | 0 | 0 |
| 11/18 | at Northwestern | 6 | 4 | 10 | 0-0 | 0-0 | 0-0-0 | 1-0 | 0 | 0 |
| 11/25 | Indiana | 8 | 0 | 8 | 1.0- | 0-0 | 0-0-0 | 2-32 | 0 | 0 |

THIENEMAN RANKINGS IN 2023

| CATEGORY | NCAA | BIG | STAT |
|--------------------------------------|------|-----|------|
| Interceptions Per Game | 3 | 2 | 6 |
| Interceptions Per Game by a Freshman | 1 | 1 | 6 |
| Solo Tackles Per Game | 3 | 2 | 6.2 |
| Solo Tackles Per Game by a Freshman | 1 | 1 | 6.2 |
| Total Tackles Per Game | 31 | 5 | 8.8 |
| Total Tackles Per Game by a Freshman | 1 | 1 | 8.8 |

THIENEMAN'S TROPHY CABINET

2024

- Second Team AP Preseason All-America, Walter Camp, Sporting News, Phil Steele, Athlon)
- First Team Preseason All-Big Ten (Phil Steele, Athlon Sports)
- Chuck Bednarik Award, Bronko Nagurski Trophy, Jim Thorpe Award, Lott IMPACT Trophy Watch Lists

2023

- FWAA Defensive Freshman of the Year
- Thompson-Randle El Big Ten Freshman of the Year
- 247Sports True Freshman of the Year
- Shaun Alexander Freshman of the Year Finalist
- Third Team All-America (AP), Fourth Team All-America (Phil Steele)
- First Team Freshman All-America (The Athletic, 247Sports)
- Second Team All-Big Ten (Coaches, AP, Phil Steele), Third Team All-Big Ten (Media)
- USA TODAY Big Ten Newcomer of the Year
- PFF All-Big Ten Team
- Big Ten Freshman of the Week - Sept. 5, Oct. 9, Oct. 30, Nov. 13, Nov. 27
- 247Sports, FWAA, The Athletic, On3 Midseason True Freshman All-American

A FAMILIAR NAME

- A familiar last name is back on a Purdue jersey with Thieneman.
- Dillon Thieneman joined the Boilermaker bloodline shared by his older brothers, Jacob (2016-18) and Brennan (2017-20), who both were safeties at Purdue.
- Jacob recorded 154 tackles over his final two seasons in the Purdue secondary, while Brennan played in every game over his last three seasons as a Boilermaker.
- Enrolling early in January 2023, Dillon impressed the coaching staff, earning a starting spot during camp heading into his freshman season.

PERSONAL


Major: Engineering
Birthdate: Aug. 8, 2004

Parents: Ken and Shannon
Siblings: Jake, Brennan and Kiera





THE DEFENSE


**0 • JEFFREY M'BA** (MMM-ba)

Sr. • DL • 6-6 • 302 • Libreville, Gabon • Independence CC • Auburn

| GP/GS | TOT | TFL | SACK | INT | QBH | FF-FR |
|-------|-----|-----|------|-----|-----|-------|
| 7/7 | 18 | 0.0 | 0.0 | 0 | 0 | 0-0 |

LAST GAME - 3 solo

- Recorded second career sack and first as a Boilermaker against Ohio State last year
- No. 1-ranked junior college player in the nation - 50 tackles, 15 for loss at Independence in 2021-22
- Started playing football four years ago in France for the Pionniers de Touraine

**91 • COLE BREVARD**

Sr. • DL • 6-3 • 333 • Carmel, Ind. • Carmel • Penn State

| GP/GS | TOT | TFL | SACK | INT | QBH | FF-FR |
|-------|-----|-----|------|-----|-----|-------|
| 7/7 | 11 | 4.0 | 0.0 | 0 | 0 | 0-0 |

LAST GAME - 2 total, 1 solo

- Third on the team in tackles-for-loss this season
- Matched school record with two fumble recoveries at Nebraska last year
- Devoted Star Wars fan, biggest one on the team


**95 • JOE ANDERSON**

Sr. • DL • 6-4 • 290 • Murfreesboro, Tenn. • Oakland • South Carolina

| GP/GS | TOT | TFL | SACK | INT | QBH | FF-FR |
|-------|-----|-----|------|-----|-----|-------|
| 6/6 | 10 | 0.5 | 0.0 | 0 | 0 | 0-0 |

LAST GAME - 1 solo

- Blocked a field goal against Nebraska
- Tallied a career-high 16 tackles with nine solos and two for loss last season
- Guided Oakland to the 2018 Tennessee Class 6A State Championship

**15 • WILL HELDT**

So. • RUSH • 6-6 • 265 • Carmel, Ind. • Carmel

| GP/GS | TOT | TFL | SACK | INT | QBH | FF-FR |
|-------|-----|-----|------|-----|-----|-------|
| 7/7 | 34 | 6.5 | 5.0 | 0 | 4 | 0-1 |

LAST GAME - 4 solo, 1.0 TFL, 1.0 Sack

- Fourth in the Big Ten in sacks per game
- Returned fumble recovery 16 yards for a touchdown vs. Illinois, his first career touchdown
- Already set career highs this season in tackles, tackles-for-loss and sacks (tied team lead)

**4 • KYDRAN JENKINS** (KAY-dran)

Sr. • LB • 6-1 • 253 • Louisville, Ga. • Jefferson County

| GP/GS | TOT | TFL | SACK | INT | QBH | FF-FR |
|-------|-----|-----|------|-----|-----|-------|
| 7/7 | 52 | 8.0 | 5.0 | 0 | 3 | 0-0 |

LAST GAME - 4 total, 2 solo

- Tied for fifth in the Big Ten in sacks, seventh in total tackles
- Sixth in Purdue history with 21.5 sacks and 12th with 39.5 TFLs
- Two-time All-Big Ten honorable mention


**11 • ANTONIO STEVENS**

Sr. • DB • 6-2 • 217 • Nashville, Tenn. • Battle Ground

| GP/GS | TOT | TFL | SACK | INT | PBU | FF-FR |
|-------|-----|-----|------|-----|-----|-------|
| 5/5 | 22 | 1.5 | 0.0 | 0 | 1 | 0-0 |

LAST GAME - 3 total, 2 solo, 1 TFL, 1 PBU

- Missed two games due to injury, returned vs. Illinois
- Cemented spot in the starting lineup this season
- No. 27-rated safety in the 2020 class by ESPN

**17 • SHITTA SILLAH** (SHEET-uh sill-AH)

Sr. • RUSH • 6-4 • 251 • Somerset, N.J. • Mater Dei Prep • Boston College

| GP/GS | TOT | TFL | SACK | INT | PBU | FF-FR |
|-------|-----|-----|------|-----|-----|-------|
| 7/5 | 17 | 3.5 | 1.0 | 0 | 0 | 0-0 |

LAST GAME - Appeared on defense and special teams

- Joined Purdue in the spring of 2024, after five years at Boston College, appearing in 39 games
- Tallied 80 tackles, 50 solos, 12 tackles-for-loss and 6.5 sacks with the Eagles
- Named No. 1 OLB prospect in New Jersey and New Jersey's ninth-best prospect per 247Sports


**14 • YANNI KARLAFTIS** (YAH-nee)

Jr. • LB • 6-3 • 235 • West Lafayette, Ind. • West Lafayette

| GP/GS | TOT | TFL | SACK | INT | PBU | FF-FR |
|-------|-----|-----|------|-----|-----|-------|
| 7/4 | 35 | 1.0 | 0.0 | 0 | 1 | 0-0 |

LAST GAME - 8 total, 7 solo, 1.0 TFL

- Posted a season-high eight stops against Nebraska and Oregon
- Finished fourth on the team with 55 tackles, including 28 solos, in 2023
- Brother of All-American and two-time Super Bowl champion George Karlaftis

**40 • HUDSON MILLER**

So. • LB • 6-0 • 235 • Indianapolis, Ind. • Cathedral

| GP/GS | TOT | TFL | SACK | INT | QBH | FF-FR |
|-------|-----|-----|------|-----|-----|-------|
| 7/0 | 14 | 0.0 | 0.0 | 0 | 1 | 0-0 |

LAST GAME - 5 total, 4 solo

- Stepped into a primary role on defense, after playing on most special team units
- Appeared in 11 games last season on special teams
- Academic All-Big Ten honoree

**34 • DAMARJHE LEWIS**

Jr. • DL • 6-3 • 300 • Griffin, Ga. • Griffin • Indiana

| GP/GS | TOT | TFL | SACK | INT | QBH | FF-FR |
|-------|-----|-----|------|-----|-----|-------|
| 5/1 | 14 | 3.0 | 0.0 | 0 | 0 | 0-0 |

LAST GAME - Did not play

- Fourth on the team in tackles-for-loss, blocked a field goal against Nebraska
- Appeared in two games over 2022 & 2023 due to injuries
- 2019 Georgia 3-AAAA Defensive Player of the Year

**10 • KYNDRICH BREEDLOVE** (KEN-drick)

Jr. • DB • 5-11 • 185 • Nashville, Tenn. • Pearl-Cohn • Ole Miss • Colorado

| GP/GS | TOT | TFL | SACK | INT | PBU | FF-FR |
|-------|-----|-----|------|-----|-----|-------|
| 7/6 | 25 | 1.0 | 0.0 | 3 | 4 | 0-0 |

LAST GAME - 8 total, 4 solo, 1 INT

- Picked off a pair of passes against Wisconsin
- Joined Purdue in 2024 after spending time at Ole Miss and Colorado
- Consensus four-star prospect, ranked as the No. 8 player from Tennessee by Rivals


**2 • NYLAND GREEN** (NVE-land)

Jr. • DB • 6-1 • 186 • Covington, Ga. • Newton • Georgia

| GP/GS | TOT | TFL | SACK | INT | PBU | FF-FR |
|-------|-----|-----|------|-----|-----|-------|
| 3/3 | 8 | 1.0 | 1.0 | - | - | 1-0 |

LAST GAME - Did not play due to injury

- Recorded first career sack and forced fumble at Illinois, missed first three games with injury
- Appeared in 29 games, helping the Bulldogs win the 2022 National Championship
- Consensus four-star prospect, ranked as the No. 5 DB recruit in the country by 247Sports

**92 • MO OMONODE** (oh-MO-na-day)

Jr. • DL • 6-0 • 286 • West Lafayette, Ind. • West Lafayette

| GP/GS | TOT | TFL | SACK | INT | QBH | FF-FR |
|-------|-----|-----|------|-----|-----|-------|
| 6/0 | 9 | 2.0 | 1.0 | 0 | 0 | 0-0 |

LAST GAME - 1 solo, 1 TFL, 1 Sack

- Part of the rotation on the defensive line
- Appeared in 23 games during first two seasons at Purdue with 21 tackles and 3.0 for-loss
- Consensus 3-star defensive lineman and the No. 19 prospect in Indiana according to Rivals


**12 • TARRION GRANT** (tah-RON)

Fr. • DB • 6-2 • 197 • Sumter S.C. • Siegel

| GP/GS | TOT | TFL | SACK | INT | QBH | FF-FR |
|-------|-----|-----|------|-----|-----|-------|
| 7/3 | 7 | 0.0 | 0.0 | 0 | 0 | 1-0 |

LAST GAME - 1 Solo

- Fifth true freshman to start a season opener on defense in the last 20 years
- Five-star recruit, reclassified into the 2024 class, 6-3A Athlete of the Year, All-State, All-District
- Posted a 10.71 100-meter dash and jumped 23.05 meters in the long jump in track

**32 • JOSEPH JEFFERSON II**

So. • DB • 6-0 • 190 • Indianapolis, Ind. • Pike

| GP/GS | TOT | TFL | SACK | INT | PBU | FF-FR |
|-------|-----|-----|------|-----|-----|-------|
| 7/2 | 26 | 1.0 | 0.0 | 0 | 0 | 0-0 |

LAST GAME - Appeared on defense and special teams

- Started for first time in his career against Nebraska and Wisconsin
- Posted a career-high 10 tackles, six solos, and his first career tackle-for-loss against Oregon State
- One of the lead players on special teams, featuring on most kick and return units

**30 • KEELAN CRIMMINGS**

Jr. • P • 6-3 • 223 • Spotswood, Australia • Mississippi State

| NO. | YDS | AVG | LG | FC | I20 | 50+ |
|-----|-------|------|----|----|-----|-----|
| 36 | 1,599 | 44.6 | 64 | 15 | 7 | 6 |

LAST GAME - 4 punts, 39.5 avg, 42 long, 1 i20

- Fourth in the Big Ten in punting average, ranking 20th nationally
- Ranked as the No. 7 punter in Australia and No. 3 punter in Prokick Australia
- Played Australian rules football for the Western Jets Under-18 squad, as well as cricket



RYAN WALTERS

HEAD COACH

OVERALL: 5-14 | BIG TEN: 3-10

THE WALTERS FILE

Birthdate: Jan. 21, 1986 (Age 38) in Los Angeles, Calif.
Wife: Tara
Children: Aaron & Cason
High School: Grandview High School (Aurora, Colo.)
College: Colorado (2008) - History & Ethnic Studies
Year Coaching: 16th

AS HEAD COACH AT PURDUE

| | |
|---------------------------|------|
| YEAR: | 2nd |
| OVERALL RECORD: | 5-14 |
| BIG TEN RECORD: | 3-10 |
| HOME: | 4-7 |
| ROAD / NEUTRAL: | 1-7 |
| VS. RANKED: | 0-5 |
| WHEN RANKED: | N/A |
| RANKED VS. RANKED: | N/A |
| VS. AP TOP 10: | 0-2 |
| BOWL GAMES: | N/A |

FBS COACHES UNDER 40 YEARS OLD

| Coach | School | Age* |
|--------------------|-----------------|------|
| Kenny Dillingham | Arizona State | 34 |
| Scotty Walden | UTEP | 34 |
| G.J. Kinne | Texas State | 35 |
| Ryan Walters | Purdue | 38 |
| Marcus Freeman | Notre Dame | 38 |
| Michael Desormeaux | Louisiana | 38 |
| Dan Lanning | Oregon | 38 |
| Sean Lewis | San Diego State | 38 |
| Sherrone Moore | Michigan | 38 |
| Eric Morris | North Texas | 38 |
| David Braun | Northwestern | 39 |

*Age at start of the 2024 season

Considered one of the nation's fastest rising young coaches, Ryan Walters is in his second season as head coach of the Boilermakers. Walters was announced as the 37th head coach in Purdue Football history on Dec. 13, 2022.

During his first season at Purdue, Walters and the Boilermakers faced one of the toughest schedules in the country. As the Boilermakers prepared to play Northwestern in their 11th game of the season, all 11 teams on Purdue's schedule up to that point, including the Wildcats, did not have a losing record. Despite the gauntlet, Purdue tied for fourth in the Big Ten West and won both rivalry games to keep possession of the Cannon Trophy (Illinois) and the Old Oaken Bucket (Indiana) for the third straight season.

In Walters' debut season guiding the Old Gold and Black, Purdue found success in all three phases of the game. The offense led the Big Ten in rushing in conference contests, averaging 184.6 yards per game. That included the Boilermakers rushing for more than 300 yards in back-to-back games for the first time since 1968. The 2,029 rushing yards were the most since 2012, while Purdue became the only team in the Big Ten with two running backs eclipsing 500 yards in conference games (Devin Mockobee - 625, Tyrone Tracy Jr. - 624). Purdue joined national champion Michigan as the only two teams to score seven touchdowns in a Big Ten contest.

On the defensive side of the ball, the Boilermakers recorded 35 sacks, the most since 2004 and the third-most in program history. Individually, Dillon Thieneman became an All-American (Third Team - AP) and was named the Big Ten Freshman of the Year after setting school records for interceptions (6) and solo tackles (74) by a freshman; both marks ranked third nationally by any defender in college football throughout the 2023 campaign. In Walters' defense, the duo of Nic Scourton and Kydran Jenkins had more sacks and TFLs than any other teammates in the conference, as both Boilermakers cracked the Big Ten's Top 3 in both categories.

The 2023 special teams unit averaged 24.2 yards per kickoff return, Purdue's best since 2004 and the fourth-most all-time. Tracy returned a kick 98 yards for a touchdown in the season opener, the first by a Boilermaker since 2013, while ranking second in the Big Ten and 15th nationally in kick return average (25.5).

Walters brought energy and excitement to Purdue Football, as season tickets nearly reached 40,000 and broke the 30,000 mark for the first time since 2007. The Ross-Ade Brigade, Purdue's student section, sold out season tickets for the first time in five years. Ross-Ade Stadium averaged 58,249 fans at each home game, the highest average attendance since 2007.

Hired at age 36 after spending two seasons as Illinois' defensive coordinator and creating the nation's No. 1 scoring defense (12.3 ppg in 2022), Walters became the fourth-youngest coach in the Power 5 conferences behind Kenny Dillingham (32-Arizona State), Kane Wommack (35-South Alabama) and Dan Lanning (36-Oregon) and eighth youngest in the FBS.

Walters elevated Illinois' defensive unit from the back of the pack into one of the nation's elite in just two seasons. Following the 2020 season, in which the Fighting Illini ranked 97th nationally in scoring defense (34.9) and 114th in yards allowed per game (466.8), Walters' first year in Champaign saw his side of the ball rise to 29th (21.9) and 49th (367.0), respectively. In 2022, the results were shown nationwide as Illinois went into the bowl schedule No. 1 nationally in scoring defense (12.3) and No. 2 in yards allowed per game (263.8).

A former safety at Colorado (2004-08), Walters tutored two of the nation's top defensive backs during his two-year stint in Champaign. Among six Illini defenders to earn All-Big Ten recognition in 2021 was safety Kerby Joseph, who was Illinois' first All-Big Ten First Team defensive back since 1989. Two more Illinois defensive backs accomplished the feat in 2022, with Devon Witherspoon and Sydney Brown earning first team accolades from the conference. Witherspoon, notably, became Illinois' first Jim Thorpe Award (top defensive back in college football) finalist in school history this past season.

Walters spent six seasons at Missouri prior to his tenure with the Illini, including three as defensive coordinator. He oversaw an impressive transformation of the Tigers' defense into one of the Southeastern Conference's top units. His 2019 defense ranked in the nation's Top 20 in several categories, including total defense (14th NCAA; 3rd SEC - 312.0) and scoring defense (17th NCAA; 6th SEC - 19.4), while excelling as a Top 10 pass defense (8th in passing yards allowed NCAA; 2nd SEC - 179.3).

Walters previously served as co-defensive coordinator for the 2016 and 2017 seasons in Columbia before being promoted to defensive coordinator permanently ahead of the 2018 season, with Missouri's overall defensive improvement leading the way to an eight-win season and bid to the 2018 AutoZone Liberty Bowl. Previously during bowl preparation in December 2017, Walters ascended to the role of defensive coordinator before the squad's 2017 Texas Bowl appearance after assuming control of the entire secondary ahead of that season. He had focused on the safeties in his first two seasons with the program.

Prior to making the move to Missouri in 2015, Walters coached at Memphis where he spent the 2014 season as cornerbacks coach and oversaw a defense that was among the most improved in the nation when the Tigers went 10-3.

A native of Aurora, Colorado, Walters was a football student-athlete at Colorado, where he was a standout safety for the Buffaloes (2004-08). He started 33 times in 46 career appearances as a Buffalo and earned All-Big 12 Conference Honorable Mention his senior season. He began his coaching career as a student assistant at Colorado, working with the secondary in 2009, and then spent two years on staff at Arizona, where he was a graduate assistant in 2010 before being promoted to defensive backs coach for the 2011 season.

From Arizona, Walters moved to Oklahoma as a graduate assistant cornerbacks coach in 2012, as the Sooners went 10-3 and played in the 2013 Cotton Bowl. He moved to North Texas for the 2013 season, where he oversaw cornerbacks and helped lead UNT to a 9-4 record in its first year in Conference USA.

Prior to his arrival at Illinois, Walters was one of 12 coaching participants in the National Coalition of Minority Football Coaches' inaugural Coalition Academy in April 2020, a first-of-its-kind mentorship program pairing influential athletic directors with minority football coaches.

Walters earned his degree in history from the University of Colorado in December 2008 with dual majors in history and ethnic studies. Walters and his wife Tara have two sons, Aaron and Cason.

WALTERS BY THE NUMBERS

| Year | School | Role | Record | Note |
|--------------|---------------|-----------------------------------|-------------|---|
| 2009 | Colorado | Student Assistant/Secondary | 3-9 | |
| 2010 | Arizona | Graduate Assistant | 7-6 | Alamo Bowl |
| 2011 | Arizona | Defensive Backs | 4-8 | |
| 2012 | Oklahoma | Graduate Assistant/Cornerbacks | 8-1 | Cotton Bowl, Big 12 co-Champion |
| 2013 | North Texas | Cornerbacks | 9-4 | Heart of Dallas Bowl Champion |
| 2014 | Memphis | Cornerbacks | 10-3 | Miami Beach Bowl Champion, American co-Champion |
| 2015 | Missouri | Safeties | 5-7 | |
| 2016 | Missouri | Co-Defensive Coordinator/Safeties | 4-8 | |
| 2017 | Missouri | Co-Defensive Coordinator | 7-6 | Texas Bowl |
| 2018 | Missouri | Defensive Coordinator/Secondary | 8-5 | Liberty Bowl |
| 2019 | Missouri | Defensive Coordinator/Safeties | 6-6 | |
| 2020 | Missouri | Defensive Coordinator/Safeties | 5-5 | Music City Bowl (canceled) |
| 2021 | Illinois | Defensive Coordinator | 5-7 | |
| 2022 | Illinois | Defensive Coordinator | 8-5 | ReliaQuest Bowl |
| 2023 | Purdue | Head Coach | 4-8 | First season as a head coach |
| 2024 | Purdue | Head Coach | 1-6 | |
| Total | Purdue | Head Coach | 5-14 | |



SINGLE-GAME SUPERLATIVES UNDER WALTERS

MOST POINTS SCORED

| | | |
|----|----|-------------------------------------|
| 1. | 49 | vs. Minnesota, 11/11/2023 (49-45) |
| | 49 | vs. Indiana State, 8/31/2024 (49-0) |
| | 49 | at Illinois, 10/12/2024 (49-50) |
| 3. | 44 | vs. Illinois, 9/30/2023 (44-19) |
| 4. | 35 | vs. Indiana, 11/25/2023 (35-31) |
| | 35 | vs. Fresno State, 9/2/2023 (39-35) |

FEWEST POINTS ALLOWED

| | | |
|----|----|-------------------------------------|
| 1. | 0 | vs. Indiana State, 8/31/2024 (49-0) |
| 2. | 17 | at Virginia Tech, 9/9/2023 (24-17) |
| 3. | 19 | vs. Illinois, 9/30/2023 (44-19) |
| 4. | 20 | at Iowa, 10/7/2023 (20-14) |
| 5. | 23 | at Northwestern, 11/18/2023 (23-15) |

MOST FIRST DOWNS

| | | |
|----|----|------------------------------|
| 1. | 29 | vs. Syracuse, 9/16/2023 |
| 2. | 26 | vs. Illinois, 9/30/2023 |
| | 26 | vs. Indiana State, 8/31/2024 |
| 4. | 25 | vs. Minnesota, 11/11/2023 |
| | 25 | vs. Indiana, 11/30/2023 |

FEWEST FIRST DOWNS ALLOWED

| | | |
|----|----|------------------------------|
| 1. | 11 | vs. Indiana State, 8/31/2024 |
| 2. | 12 | at Northwestern, 11/18/2023 |
| 3. | 13 | at Iowa, 10/7/2023 |
| 4. | 14 | at Nebraska, 10/28/2023 |
| 5. | 17 | vs. Illinois, 9/30/2023 |

MOST RUSHING ATTEMPTS

| | | |
|----|----|-----------------------------|
| 1. | 54 | at Northwestern, 11/18/2023 |
| 2. | 47 | vs. Indiana, 11/25/2023 |
| 3. | 46 | at Virginia Tech, 9/9/2023 |
| 4. | 45 | vs. Illinois, 9/30/2023 |
| 5. | 44 | vs. Minnesota, 11/11/2023 |

MOST RUSHING YARDS

| | | |
|----|-----|------------------------------|
| 1. | 353 | vs. Minnesota, 11/11/2023 |
| 2. | 303 | at Northwestern, 11/18/2023 |
| 3. | 263 | at Oregon State, 9/21/2024 |
| 4. | 248 | vs. Indiana State, 8/31/2024 |
| 5. | 239 | at Illinois, 10/12/2024 |

MOST RUSHING TOUCHDOWNS

| | | |
|----|---|----------------------------------|
| 1. | 4 | vs. Minnesota, 11/11/2023 |
| 2. | 3 | at Virginia Tech, 9/9/2023 |
| | 3 | vs. Illinois, 9/30/2023 |
| | 3 | vs. Indiana State, 8/31/2024 |
| 5. | 2 | 5x last, at Illinois, 10/12/2024 |

FEWEST RUSHING YARDS ALLOWED

| | | |
|----|-----|------------------------------|
| 1. | 11 | at Virginia Tech, 9/9/2023 |
| 2. | 99 | at Northwestern, 11/18/2023 |
| 3. | 104 | vs. Indiana State, 8/31/2024 |
| 4. | 115 | vs. Minnesota, 11/11/2023 |
| 5. | 116 | vs. Fresno State, 9/2/2023 |

MOST PASSES COMPLETED

| | | |
|----|----|------------------------------|
| 1. | 32 | vs. Syracuse, 9/16/2023 |
| 2. | 25 | vs. Iowa, 10/7/2023 |
| 3. | 24 | vs. Indiana State, 8/31/2024 |
| 4. | 23 | at Virginia Tech, 9/9/2023 |
| 5. | 21 | vs. Wisconsin, 9/22/2023 |
| | 21 | vs. Indiana, 11/25/2023 |

MOST PASSES ATTEMPTED

| | | |
|----|----|----------------------------|
| 1. | 46 | vs. Syracuse, 9/16/2023 |
| 2. | 40 | vs. Iowa, 10/7/2023 |
| 3. | 38 | vs. Wisconsin, 9/22/2023 |
| 4. | 35 | vs. Ohio State, 10/14/2023 |
| 5. | 34 | vs. Indiana, 11/25/2023 |

MOST PASSING YARDS

| | | |
|----|-----|------------------------------|
| 1. | 335 | vs. Indiana State, 8/31/2024 |
| 2. | 323 | vs. Syracuse, 9/16/2023 |
| 3. | 297 | at Illinois, 10/12/2024 |
| 4. | 275 | vs. Indiana, 11/25/2023 |
| 5. | 254 | vs. Fresno State, 9/2/2023 |

MOST PASSING TOUCHDOWNS

| | | |
|----|---|------------------------------|
| 1. | 4 | vs. Indiana State, 8/31/2024 |
| 2. | 3 | vs. Minnesota, 11/11/2023 |
| | 3 | vs. Indiana, 11/25/2023 |
| | 3 | at Illinois, 10/12/2024 |
| 5. | 2 | vs. Fresno State, 9/2/2023 |
| | 2 | vs. Illinois, 9/30/2023 |

FEWEST COMPLETIONS ALLOWED

| | | |
|----|----|------------------------------|
| 1. | 5 | vs. Indiana State, 8/31/2024 |
| 2. | 6 | at Iowa, 10/7/2023 |
| | 6 | at Nebraska, 10/28/2023 |
| 4. | 10 | at Oregon State, 9/21/2024 |
| 5. | 13 | at Northwestern, 11/18/2023 |

FEWEST PASSING YARDS ALLOWED

| | | |
|----|-----|------------------------------|
| 1. | 50 | vs. Indiana State, 8/31/2024 |
| 2. | 104 | at Oregon State, 9/21/2024 |
| 3. | 110 | at Iowa, 10/7/2023 |
| 4. | 122 | at Nebraska, 10/28/2023 |
| 5. | 184 | vs. Syracuse, 9/16/2023 |

MOST YARDS OF TOTAL OFFENSE

| | | |
|----|-----|------------------------------|
| 1. | 604 | vs. Minnesota, 11/11/2023 |
| 2. | 583 | vs. Indiana State, 8/31/2024 |
| 3. | 536 | at Illinois, 10/12/2024 |

FEWEST YARDS OF TOTAL OFFENSE ALLOWED

| | | |
|----|-----|------------------------------|
| 1. | 154 | vs. Indiana State, 8/31/2024 |
| 2. | 277 | at Nebraska, 10/28/2023 |
| 3. | 286 | at Virginia Tech, 9/9/2023 |

MOST SACKS

| | | |
|----|---|---------------------------------|
| 1. | 6 | vs. Illinois, 9/30/2023 |
| 2. | 5 | vs. Syracuse, 9/16/2023 |
| | 5 | vs. at Northwestern, 11/18/2023 |
| | 5 | at Illinois, 10/12/2024 |

MOST TACKLES-FOR-LOSS

| | | |
|----|----|------------------------------|
| 1. | 11 | vs. Indiana State, 8/31/2024 |
| 2. | 9 | at Virginia Tech, 9/9/2023 |
| | 9 | at Nebraska, 10/28/2023 |
| | 9 | at Illinois, 10/12/2024 |

MOST INTERCEPTIONS

| | | |
|----|---|----------------------------|
| 1. | 3 | vs. Indiana, 11/25/2023 |
| 2. | 2 | at Virginia Tech, 9/9/2023 |
| | 2 | at Wisconsin, 10/5/2024 |

LONGEST SCORING DRIVES (PLAYS)

| | | |
|-------|------|---|
| Plays | 14 | 75-yard drive, TD, vs. Syracuse, 9/16/2023 |
| Yards | 95 | 9-play drive, TD, vs. Minnesota, 11/11/2023 |
| Time | 8:08 | 13-play, 55-yard, FG, vs. Nebraska, 9/28/24 |

LONGEST TOUCHDOWN (YARDS)

| | | |
|----|----|---|
| 1. | 98 | Tyrone Tracy, kickoff return, vs. Fresno State, 9/2/2023 |
| 2. | 84 | Hudson Card pass to Deion Burks, vs. Fresno State, 9/2/2023 |
| 3. | 69 | Elijah Jackson rush, vs. Indiana State, 8/31/2024 |

MOST PASSING YARDS BY A PLAYER

| | | |
|----|-----|--------------------------------------|
| 1. | 323 | Hudson Card, vs. Syracuse, 9/16/2023 |
| 2. | 297 | Ryan Browne, at Illinois, 10/12/2024 |
| 3. | 275 | Hudson Card, vs. Indiana, 11/25/2023 |

MOST RUSHING YARDS BY A PLAYER

| | | |
|----|-----|---|
| 1. | 168 | Devin Mockabee, at Oregon State, 9/21/2024 |
| 2. | 160 | Tyrone Tracy Jr., at Northwestern, 11/18/2023 |
| 3. | 153 | Devin Mockabee, vs. Minnesota, 11/11/2023 |

MOST RECEIVING YARDS BY A PLAYER

| | | |
|----|-----|---|
| 1. | 152 | Deion Burks, vs. Fresno State, 9/2/2023 |
| 2. | 133 | Max Klare, at Illinois, 10/12/2024 |
| 3. | 114 | Abdur-Rahmaan Yaseen, vs. Syracuse, 9/16/2023 |

MOST TACKLES BY A PLAYER

| | | |
|----|----|---|
| 1. | 16 | Kydran Jenkins, at Oregon State, 9/21/2024 |
| 2. | 14 | Dillon Thieneman, at Oregon State, 9/21/2024 |
| | 14 | Dillon Thieneman, vs. Syracuse, 9/16/2023 |
| 4. | 12 | Dillon Thieneman, at Nebraska, 10/28/2023 |
| 5. | 10 | Dillon Thieneman, vs. Fresno State, 9/2/2023 |
| | 10 | Dillon Thieneman, at Northwestern, 11/18/2023 |
| | 10 | Kydran Jenkins at Illinois, 10/12/2024 |

MOST TACKLES-FOR-LOSS BY A PLAYER

| | | |
|----|-----|--|
| 1. | 4.5 | Kydran Jenkins, at Nebraska, 10/28/2023 |
| 2. | 3.5 | Nic Scourton, at Virginia Tech, 9/9/2023 |
| 3. | 3.0 | Nic Scourton, at Nebraska, 10/28/2023 |
| | 3.0 | Will Heldt, vs. Indiana State, 8/31/2024 |
| | 3.0 | Kydran Jenkins, at Oregon State, 9/21/2024 |

MOST SACKS BY A PLAYER

| | | |
|----|---|---|
| 1. | 2 | Khordae Sydnor, at Northwestern, 11/18/2023 |
| | 2 | Nic Scourton, at Michigan, 11/4/2023 |
| | 2 | Kydran Jenkins, at Nebraska, 10/28/2023 |
| | 2 | Nic Scourton, vs. Indiana, 11/25/2023 |
| | 2 | Will Heldt, vs. Indiana State, 8/31/2024 |
| | 2 | Kydran Jenkins, at Oregon State, 9/21/2024 |

MOST INTERCEPTIONS BY A PLAYER

| | | |
|----|---|--|
| 1. | 2 | Dillon Thieneman, vs. Indiana, 11/25/2023 |
| | 2 | Kyndrich Breedlove at Wisconsin, 10/5/2024 |
| 3. | 1 | Many |

WALTERS BY THE NUMBERS

| STAT | 2023 | 2024 | Total |
|---------------------------------|------|------|-------|
| Overall | 4-8 | 1-6 | 5-14 |
| Big Ten | 3-6 | 0-4 | 3-10 |
| Non-Conference | 1-2 | 1-2 | 2-4 |
| Bowl/Current Streak | | | |
| At Ross-Ade Stadium | 3-4 | 1-3 | 4-7 |
| True Road Games | 1-4 | 0-3 | 1-7 |
| Neutral Site | | | |
| Day game | 4-5 | 1-4 | 5-9 |
| Night game | 0-3 | 0-1 | 0-4 |
| NBC | 1-2 | | 1-2 |
| Peacock | 1-2 | 0-1 | 1-3 |
| BTN | 1-2 | 1-1 | 2-3 |
| CBS | | 0-1 | 0-1 |
| FOX | | 0-1 | 0-1 |
| FS1 | 0-2 | 0-1 | 0-3 |
| ABC | | | |
| ESPN | 1-0 | | 1-0 |
| CW | | 0-1 | 0-1 |
| August | - | 1-0 | 1-0 |
| September | 2-3 | 0-4 | 2-7 |
| October | 0-3 | 0-2 | 0-5 |
| November | 2-2 | | 2-2 |
| December | - | | |
| January | - | | |
| vs. FBS Top-25 teams | 0-2 | 0-3 | 0-5 |
| vs. FBS non-ranked teams | 4-6 | 0-3 | 4-9 |
| vs. FCS teams | - | 1-0 | 1-0 |
| On artificial turf | 0-3 | 0-3 | 0-6 |
| On natural grass | 4-5 | 1-3 | 5-8 |
| Scoring first | 1-1 | 1-1 | 2-2 |
| Opponent scores first | 3-7 | 0-5 | 3-12 |
| Scoring on First Drive | 2-1 | 1-0 | 3-1 |
| Opp Scoring on First Drive | 2-5 | 0-3 | 2-8 |
| Leading after 1st quarter | 2-0 | 1-0 | 3-0 |
| Tied/Trailing after 1st quarter | 2-8 | 0-6 | 2-14 |
| Leading at halftime | 2-1 | 1-0 | 3-1 |
| Tied/Trailing at halftime | 2-7 | 0-6 | 2-13 |
| Leading after 3rd quarter | 3-1 | 1-0 | 4-1 |
| Tied/Trailing after 3rd quarter | 1-7 | 0-6 | 1-13 |
| Overtime | - | 0-1 | 0-1 |
| Scoring 0-14 points | 0-4 | 0-4 | 0-8 |
| Scoring 15-28 points | 1-2 | 0-1 | 1-3 |
| Scoring 29-39 points | 1-2 | | 1-2 |
| Scoring 40+ points | 2-0 | 1-1 | 3-1 |
| Allowing 0-14 points | - | 1-0 | 1-0 |
| Allowing 15-28 points | 2-3 | 0-1 | 2-4 |
| Allowing 29+ points | 2-5 | 0-5 | 2-10 |
| Rushing for 100 yds or more | 4-6 | 1-3 | 5-9 |
| Rushing for under 100 yds | 0-2 | 0-3 | 0-5 |
| Opp Rushes for 100 yds or more | 3-7 | 1-6 | 4-13 |
| Opp Rushes for under 100 yds | 1-1 | | 1-1 |
| Passing for 300 yds or more | 1-1 | 1-0 | 2-1 |
| Passing for under 300 yds | 3-7 | 0-6 | 3-13 |
| Opp Passes for 300 yds or more | 1-5 | 0-3 | 1-8 |
| Opp Passes for under 300 yds | 3-3 | 1-3 | 4-6 |
| Outgains opponent | 4-3 | 1-0 | 5-3 |
| Outgained by opponent | 0-5 | 0-6 | 0-11 |
| Total offense 300+ yds | 4-5 | 1-3 | 5-8 |
| Allow 300+ yds total offense | 3-6 | 0-6 | 3-12 |
| Total offense 400+ yds | 4-2 | 1-1 | 5-3 |
| Allow 400+ yds total offense | 1-4 | 0-6 | 1-10 |
| Total offense 500+ yds | 1-0 | 1-1 | 2-1 |
| Allow 500+ yds total offense | - | 0-3 | 0-3 |
| No turnovers | 3-2 | 0-1 | 3-3 |
| Less than three turnovers | 4-2 | 1-6 | 5-8 |
| Three or more turnovers | 0-4 | | 0-4 |
| No takeaways | 1-0 | 1-3 | 2-3 |
| Three or more takeaways | 1-1 | | 1-1 |
| Wins the turnover battle | 2-2 | 0-1 | 2-3 |
| Wins time of possession | 4-3 | 0-2 | 4-5 |
| Games decided by 1-8 points | 2-3 | 0-1 | 2-4 |
| Games decided by 9-16 points | 0-2 | 0-1 | 0-3 |
| Games decided by 17-24 points | 1-2 | 0-1 | 1-3 |
| Games decided by 25+ points | 1-1 | 1-3 | 2-4 |





GAME 8 NOTES • Purdue vs. Northwestern



2024 ROSTER

| No. | Name | Cl. | Pos. | Ht. | Wt. | Hometown (High School/Previous College) |
|-----|-----------------------|-------|----------|------|-----|--|
| 0 | Jayden Dixon-Veal | Sr. | WR | 6-0 | 190 | Rancho Cucamonga, Calif. (College of San Mateo) |
| 0 | Jeffrey M'Ba | Sr. | DL | 6-6 | 302 | Libreville, Gabon (Auburn) |
| 1 | Markevious Brown | Sr. | DB | 5-11 | 176 | Pahokee, Fla. (Ole Miss) |
| 1 | Hudson Card | Sr. | QB | 6-3 | 210 | Austin, Texas (Texas) |
| 2 | Nyland Green | Jr. | DB | 6-1 | 186 | Covington, Ga. (Georgia) |
| 2 | Luke Jones | R-Fr. | WR | 6-0 | 168 | Deerfield, Ill. (Deerfield) |
| 3 | Jaheim Merriweather | Fr. | RB | 6-2 | 210 | Jackson, Tenn. (Bearden) |
| 3 | Derrick Rogers Jr. | So. | DB | 6-1 | 175 | Orlando, Fla. (Jones) |
| 4 | Kam Brown | Sr. | WR | 6-1 | 185 | Colleyville, Texas (UCLA) |
| 4 | Kydran Jenkins | Sr. | LB | 6-1 | 253 | Louisville, Ga. (Jefferson County) |
| 5 | Marcos Davila | Fr. | QB | 6-3 | 244 | Midland, Texas (Midland Legacy) |
| 5 | Luke Williams | Fr. | DB | 5-11 | 168 | Naperville, Ill. (Naperville North) |
| 6 | Smiley Bradford | Fr. | DB | 6-0 | 195 | St. Louis, Mo. (East St. Louis) |
| 6 | Ahmad Branch | R-Fr. | WR | 6-0 | 180 | Festus, Mo. (Festus) |
| 7 | Jahmal Edrine | Jr. | WR | 6-3 | 215 | Ft. Lauderdale, Fla. (FAU) |
| 7 | Salim Turner-Muhammad | Sr. | DB | 6-0 | 195 | Corona, N.Y. (Stanford) |
| 8 | CJ Madden | So. | RUSH END | 6-4 | 263 | Ellenwood, Ga. (Georgia) |
| 8 | De'Nylon Morrisette | So. | WR | 6-1 | 200 | Stone Mountain, Ga. (Georgia) |
| 9 | CJ Smith | So. | WR | 6-3 | 195 | Apopka, Fla. (Georgia) |
| 9 | Joe Strickland | So. | DL | 6-4 | 289 | Indianapolis, Ind. (Brebeuf) |
| 10 | Kyndrich Breedlove | Jr. | DB | 5-11 | 185 | Nashville, Tenn. (Colorado) |
| 10 | Jesse Watson | Fr. | WR | 5-9 | 160 | St. Louis, Mo. (East St. Louis) |
| 11 | Tra'Mar Harris | Fr. | WR | 6-1 | 182 | Cincinnati, Ohio (Winton Woods) |
| 11 | Antonio Stevens | Sr. | DB | 6-2 | 217 | Nashville, Tenn. (Battle Ground Academy) |
| 12 | Tarrion Grant | Fr. | DB | 6-2 | 197 | Sumter, S.C. (Siegel (Tenn.)) |
| 12 | Leland Smith | So. | WR | 6-4 | 219 | Houston, Texas (Fullerton College) |
| 13 | Koy Beasley | Fr. | DB | 5-10 | 187 | Cincinnati, Ohio (La Salle) |
| 13 | Jaron Tibbs | So. | WR | 6-3 | 214 | Indianapolis, Ind. (Cathedral) |
| 14 | Yanni Karlaftis | Jr. | LB | 6-3 | 235 | West Lafayette, Ind. (West Lafayette) |
| 14 | Jake Wilson | R-Fr. | QB | 6-2 | 190 | Trophy Club, Texas (Byron Nelson) |
| 15 | Ryan Browne | R-Fr. | QB | 6-4 | 210 | Clarkston, Mich. (Venice (Fla.)) |
| 15 | Will Heldt | So. | RUSH END | 6-6 | 265 | Carmel, Ind. (Carmel) |
| 16 | Hudauri Hines | Fr. | DB | 6-1 | 203 | Indianapolis, Ind. (Franklin Central) |
| 16 | Shamar Rigby | Fr. | WR | 6-3 | 187 | St. Petersburg, Fla. (Clearwater Central Catholic) |
| 17 | Christian Gelov | Sr. | QB | 6-0 | 178 | Noblesville, Ind. (TCU) |
| 17 | Shitta Sillah | Sr. | RUSH END | 6-4 | 251 | Somerset, N.J. (Boston College) |
| 18 | Demeco Kennedy | Fr. | DL | 6-2 | 291 | Lexington, Ky. (Frederick Douglass) |
| 18 | Bennett Meredith | So. | QB | 6-3 | 200 | Hoover, Ala. (Arizona State) |
| 19 | Botros Alisandro | Jr. | DB | 6-1 | 186 | Manchester, N.H. (Snow College) |
| 19 | Tayvion Galloway | Fr. | TE | 6-5 | 235 | Chillicothe, Ohio (Pickerington Central) |
| 20 | Winston Berglund | R-Fr. | LB | 6-2 | 235 | Carmel, Ind. (Carmel) |
| 20 | Carson Kitchel | Fr. | QB | 6-2 | 193 | West Lafayette, Ind. (West Lafayette) |
| 21 | D'Mon Marable | Fr. | DB | 6-0 | 205 | Knoxville, Tenn. (Clinton) |
| 22 | Owen Davis | R-Fr. | LB | 6-3 | 245 | Richwood, Ohio (North Union) |
| 23 | Reggie Love III | Sr. | RB | 5-11 | 215 | St. Louis, Mo. (Illinois) |
| 23 | Trey Smith | R-Fr. | RUSH END | 6-4 | 245 | Apopka, Fla. (Illinois) |
| 24 | Anthony Brown | So. | DB | 6-0 | 195 | Detroit, Mich. (Arkansas) |
| 25 | Ty Hudkins | Fr. | DB | 5-11 | 197 | Grand Rapids, Mich. (Forest Hills Central) |
| 26 | Andrew Sowinski | Sr. | WR | 6-0 | 205 | Indianapolis, Ind. (Chatard) |
| 27 | Zeke Williams | So. | DB | 5-10 | 190 | Naperville, Ill. (Northern Illinois) |
| 28 | Addai Lewellen | Jr. | RB | 5-8 | 181 | Royal Center, Ind. (Pioneer) |
| 29 | Earl Kulp | Fr. | DB | 6-0 | 187 | Canton, Ohio (St. Thomas Aquinas (Fla.)) |
| 30 | Keelan Crimmins | Jr. | P | 6-3 | 223 | Spotswood, Australia (Mississippi State) |
| 31 | Dillon Thieneman | So. | DB | 6-0 | 207 | Westfield, Ind. (Westfield) |
| 32 | Joseph Jefferson | So. | DB | 6-0 | 190 | Indianapolis, Ind. (Pike) |
| 33 | Elijah Jackson | R-Fr. | RB | 5-10 | 191 | Indianapolis, Ind. (Lawrence Central) |
| 34 | Damarjhe Lewis | Jr. | DL | 6-3 | 300 | Griffin, Ga. (Indiana) |
| 35 | Spencer Porath | Fr. | K | 5-11 | 201 | Brownsburg, Ind. (Brownsburg) |
| 36 | RJ Lopez | Sr. | K | 5-11 | 180 | Huntington Beach, Calif. (UCLA) |
| 37 | Antonio Harris | Fr. | RB | 6-0 | 200 | Chandler, Ind. (Castle) |
| 37 | Joey Sumlin | R-Fr. | LB | 6-1 | 222 | Tucson, Ariz. (IMG Academy) |
| 38 | Luke Pettaway | R-Fr. | DB | 6-0 | 185 | Naperville, Ill. (Naperville North) |
| 39 | Ben Freehill | Sr. | K | 6-1 | 195 | Gibson City, Ill. (Oklahoma State) |
| 40 | Hudson Miller | So. | LB | 6-0 | 235 | Indianapolis, Ind. (Cathedral) |
| 41 | Ben Furtney | Sr. | FB | 6-0 | 240 | South Elgin, Ill. (St. Charles North) |
| 42 | Cooper Kitchel | Fr. | LB | 6-2 | 203 | West Lafayette, Ind. (West Lafayette) |
| 43 | Landon Heard | R-Fr. | DB | 5-11 | 195 | Los Gatos, Calif. (Los Gatos) |
| 43 | Claude Strnad | R-Fr. | LS | 6-3 | 230 | Wilmette, Ill. (Illinois State) |
| 44 | Nick Levy | Jr. | LS | 5-10 | 230 | Ashburn, Va. (William & Mary) |
| 44 | Ayden Murray | Fr. | DB | 5-10 | 176 | Shaker Heights, Ohio (Shaker Heights) |
| 45 | Devin Mockobee | Jr. | RB | 6-0 | 207 | Boonville, Ind. (Boonville) |
| 46 | Sterling Smith | So. | DB | 6-1 | 192 | Indianapolis, Ind. (Holy Cross) |

COACHING AND SUPPORT STAFF

| | |
|---|-----------------|
| Head Coach | Ryan Walters |
| Associate Head Coach/Wide Receivers | Cory Patterson |
| Defensive Coordinator/Inside Linebackers | Kevin Kane |
| Offensive Analyst: | Jason Simmons |
| Cornerbacks | Sam Carter |
| Running Backs | Lamar Conard |
| Outside Linebackers | Joe Dineen |
| Defensive Line | Brick Haley |
| Offensive Line | Marcus Johnson |
| Safeties | Grant O'Brien |
| Special Teams Coordinator | Chris Petrilli |
| Tight Ends: | Justin Sinz |
| Senior Defensive Analyst: | Andy Buh |
| Senior Defensive Analyst: | Preston Gordon |
| Senior Offensive Analyst (coaching quarterbacks): | Stanton Keane |
| Offensive Analyst: | Angel Matute |
| Defensive Analyst: | T.J. McCollum |
| Defensive Analyst: | Jeff Smart |
| Defensive Graduate Assistant: | Courtney Arnick |
| Defensive Graduate Assistant: | Austin Karr |
| Offensive Graduate Assistant: | Keith Towbridge |
| Director of Strength & Conditioning: | Kiero Small |
| Asso. Director of Strength & Conditioning: | Nate Rock |
| Asst. Director of Strength & Conditioning: | Cameron Colbert |
| Asst. Director of Strength & Conditioning: | Myles Quimby |
| Asst. Director of Strength & Conditioning: | Greg Robinson |
| General Manager: | Noah Joseph |
| Director of Operations: | Pete Roley |

PRONUNCIATIONS

| | |
|---------------------|----------------------------------|
| Botros Alisandro | - BOE-truss |
| Drew Biber | - BIB-er |
| Jaekwon Bouldin | - JAY-kwon BULL-din |
| Kyndrich Breedlove | - KEN-drick |
| George Burhenn | - burr-HEN (like a cold chicken) |
| Bakyne Coly | - buh-KEEN COE-lee |
| Marcos Davila | - mar-COES DAH-vuh-lah |
| Jahmal Edrine | - ja-MAL ED-ren |
| Tarrion Grant | - tah-RON |
| Nyland Green | - NYE-land |
| Kydran Jenkins | - KAY-dran |
| Yanni Karlaftis | - yah-KNEE CAR-loft-is |
| Damarjhe Lewis | - dah-mar-ZHAY |
| Jeffrey M'Ba | - MMM-ba |
| Marcus Mbow | - like bow and arrow |
| Jaheim Merriweather | - ja-HEEM |
| Devin Mockobee | - Mock-ah-BEE |
| Mahamane Moussa | - ma-HA-men MOO-sa |
| Jireh Djata | - JIE-rah OH-jah-ta |
| Mo Omonode | - Oh-MO-na-day |
| Spencer Porath | - poor-RATH |
| Shitta Sillah | - SHEET-ah sill-AH |
| Joey Tanona | - tah-NOE-nuh |
| Jaron Tibbs | - juh-RON |
| Dillon Thieneman | - THEE-na-man |

BOILERMAKER ROSTER BREAKDOWN

BY POSITION

| | | | |
|----------------|----|----------------|----|
| Quarterback | 7 | Rush End | 8 |
| Running Back | 8 | Linebacker | 8 |
| Tight End | 6 | Defensive Back | 24 |
| Wide Receiver | 18 | Kicker | 3 |
| Offensive Line | 23 | Punter | 2 |
| Defensive Line | 13 | Long Snapper | 2 |

BY CLASS

| | | | | | |
|-------------------|----|-----------|----|--------|----|
| Freshmen | 37 | Sophomore | 20 | Senior | 24 |
| Redshirt Freshman | 21 | Junior | 20 | | |

BY HOME STATE

| | | | | | |
|------------|----|----------------|----|---------------|---|
| Alabama | 2 | Michigan | 5 | Texas | 7 |
| Arizona | 1 | Mississippi | 2 | Virginia | 1 |
| California | 4 | Missouri | 4 | Wisconsin | 2 |
| Colorado | 1 | New Hampshire | 1 | | |
| Florida | 8 | New Jersey | 1 | International | |
| Georgia | 6 | New York | 2 | Australia | 1 |
| Illinois | 7 | Ohio | 11 | Gabon | 1 |
| Indiana | 44 | South Carolina | 1 | Egypt | 1 |
| Kentucky | 4 | Tennessee | 8 | | |





2024 ROSTER

| No. | Name | Cl. | Pos. | Ht. | Wt. | Hometown (High School/Previous College) |
|-----|-------------------|-------|----------|------|-----|--|
| 47 | Jamari Payne | Fr. | RUSH END | 6-2 | 272 | Auburn, Ala. (Loachapoka) |
| 48 | Bennett Boehnlein | So. | P | 6-3 | 220 | Louisville, Ky. (St. Xavier) |
| 49 | Isaiah Needam | Fr. | DB | 6-0 | 187 | Indianapolis, Ind. (Perry Meridian) |
| 50 | John Randle Jr. | Fr. | OL | 6-4 | 290 | Horn Lake, Miss. (Horn Lake) |
| 51 | Landon Drennan | Fr. | LB | 6-2 | 215 | Plainfield, Ind. (Plainfield) |
| 52 | Rod Green | Jr. | OL | 6-5 | 330 | Springfield, Ohio (Coffeyville CC) |
| 53 | Gus Hartwig | Sr. | OL | 6-5 | 305 | Zionsville, Ind. (Zionsville) |
| 54 | Luke Griffin | Sr. | OL | 6-5 | 340 | Chatsworth, Ga. (Missouri) |
| 55 | Jamarius Dinkins | Jr. | DL | 6-5 | 280 | Columbus, Ohio (Kentucky) |
| 55 | DJ Wingfield | Sr. | OL | 6-4 | 316 | Los Angeles, Calif. (New Mexico) |
| 56 | Reese Hill | Fr. | DL | 6-3 | 293 | Greenfield, Ind. (Greenfield Central) |
| 57 | Tom Ewing | R-Fr. | OL | 6-2 | 295 | Westfield, Ind. (Westfield) |
| 59 | Thomas Tinsley | R-Fr. | OL | 6-6 | 268 | Dyer, Ind. (Lake Central) |
| 61 | Aaron Roberts | Jr. | OL | 6-4 | 301 | Indianapolis, Ind. (Cardinal Ritter) |
| 63 | Marcus Mbow | Jr. | OL | 6-5 | 300 | Milwaukee, Wis. (Wauwatosa East) |
| 65 | Jordan King | Fr. | OL | 6-3 | 302 | Ft. Wayne, Ind. (North Side) |
| 66 | Anthony Boswell | Fr. | OL | 6-2 | 293 | Indianapolis, Ind. (Ben Davis) |
| 67 | Drew Woodruff | So. | OL | 6-3 | 300 | Louisville, Ky. (Trinity) |
| 68 | Jimmy Liston | R-Fr. | OL | 6-3 | 305 | Hinsdale, Ill. (IMG Academy) |
| 70 | Max Parrott | Fr. | OL | 6-4 | 311 | Centennial, Colo. (Cherry Creek) |
| 71 | Corey Stewart | Sr. | OL | 6-6 | 318 | Nashville, Tenn. (Ball State) |
| 72 | Jaden Ball | Fr. | OL | 6-5 | 300 | Carroll, Ohio (Bloom-Carroll) |
| 73 | Jaekwon Bouldin | Jr. | OL | 6-6 | 345 | Canton, Miss. (Mississippi Gulf Coast) |
| 74 | Joshua Sales Jr. | Jr. | OL | 6-6 | 320 | South Bend, Ind. (Indiana) |
| 75 | Jalen Grant | Sr. | OL | 6-3 | 285 | Chicago, Ill. (Bowling Green) |
| 76 | Ethan Trent | R-Fr. | OL | 6-2 | 290 | Carmel, Ind. (Carmel) |
| 77 | Mahamane Moussa | Jr. | OL | 6-4 | 300 | Indianapolis, Ind. (Pike) |
| 78 | Bakyne Coly | Jr. | OL | 6-7 | 302 | Farmington, Mich. (Lawrence Tech) |
| 79 | Joey Tanona | So. | OL | 6-5 | 304 | Zionsville, Ind. (Notre Dame) |
| 80 | Ryne Shackelford | R-Fr. | WR | 6-0 | 175 | Elyria, Ohio (Keystone) |
| 81 | George Burhenn | So. | TE | 6-5 | 240 | McCordsville, Ind. (Mt. Vernon) |
| 82 | Drew Biber | Jr. | TE | 6-5 | 245 | Cedarburg, Wis. (Cedarburg) |
| 83 | Andrew Adkison | R-Fr. | WR | 6-0 | 190 | Mountain View, CA (St. Francis) |
| 84 | Nolan Buckman | R-Fr. | WR | 5-11 | 191 | Indianapolis, Ind. (Brebeuf Jesuit) |
| 85 | Caleb Irving | Fr. | DL | 6-1 | 298 | Glenn Heights, Texas (Parish Episcopal) |
| 86 | Max Klare | So. | TE | 6-4 | 240 | Guilford, Ind. (St. Xavier) |
| 87 | Adam Kidder | Fr. | WR | 5-11 | 204 | Royal Oak, Mich. (Milford Academy (N.Y.)) |
| 88 | Donovan Hamilton | Fr. | WR | 6-3 | 215 | Fishers, Ind. (Hamilton Southeastern) |
| 89 | Luke Klare | Fr. | TE | 6-6 | 230 | Guilford, Ind. (St. Xavier (Ohio)) |
| 90 | James Hardy | Fr. | TE | 6-2 | 225 | Ft. Wayne, Ind. (New Haven) |
| 91 | Cole Brevard | Sr. | DL | 6-3 | 333 | Carmel, Ind. (Penn State) |
| 92 | Mo Omonode | Jr. | DL | 6-0 | 286 | West Lafayette, Ind. (West Lafayette) |
| 93 | Albert Schwartz | Fr. | RUSH END | 6-5 | 209 | Lafayette, Ind. (Lafayette Central Catholic) |
| 94 | Elijah Taylor | Fr. | DL | 6-2 | 252 | Noblesville, Ind. (Guerin Catholic) |
| 96 | Joe Anderson | Sr. | DL | 6-4 | 290 | Murfreesboro, Tenn. (South Carolina) |
| 96 | Logan Jellison | Fr. | RUSH END | 6-5 | 245 | Elkhart, Ind. (Elkhart) |
| 97 | Jamarion Harkless | R-Fr. | DL | 6-3 | 346 | Lexington, Ky. (Frederick Douglas) |
| 98 | Drake Carlson | R-Fr. | DL | 6-3 | 290 | Nashville, Tenn. (Father Ryan) |
| 99 | Jireh Ojata | Sr. | RUSH END | 6-4 | 267 | Carmel, Ind. (Franklin College) |

BOILERMAKER ALPHABETICAL ROSTER

| | | | |
|----|--------------------|----|-----------------------|
| 83 | Andrew Adkison | 20 | Carson Kitchel |
| 19 | Botros Alisandro | 42 | Cooper Kitchel |
| 95 | Joe Anderson | 89 | Luke Klare |
| 72 | Jaden Ball | 86 | Max Klare |
| 13 | Koy Beasley | 29 | Earl Kulp |
| 20 | Winston Berglund | 44 | Nick Levy |
| 82 | Drew Biber | 28 | Addai Lewellen |
| 48 | Bennett Boehnlein | 34 | Damarjhe Lewis |
| 66 | Anthony Boswell | 68 | Jimmy Liston |
| 73 | Jaekwon Bouldin | 36 | RJ Lopez |
| 6 | Smiley Bradford | 23 | Reggie Love III |
| 6 | Arhmad Branch | 0 | Jeffrey M'Ba |
| 10 | Kyndrich Breedlove | 8 | CJ Madden |
| 91 | Cole Brevard | 21 | D'Mon Marable |
| 24 | Anthony Brown | 63 | Marcus Mbow |
| 4 | Kam Brown | 18 | Bennett Meredith |
| 1 | Markevious Brown | 3 | Jaheim Merriweather |
| 15 | Ryan Browne | 40 | Hudson Miller |
| 84 | Nolan Buckman | 45 | Devin Mockobee |
| 81 | George Burhenn | 8 | De'Nylon Morrisette |
| 1 | Hudson Card | 77 | Mahamane Moussa |
| 98 | Drake Carlson | 44 | Ayden Murray |
| 78 | Bakyne Coly | 49 | Isaiah Needam |
| 30 | Keelan Crimmins | 99 | Jireh Ojata |
| 5 | Marcos Davila | 92 | Mo Omonode |
| 22 | Owen Davis | 70 | Max Parrott |
| 55 | Jamarius Dinkins | 47 | Jamari Payne |
| 0 | Jayden Dixon-Veal | 38 | Luke Pettaway |
| 51 | Landon Drennan | 35 | Spencer Porath |
| 7 | Jahmal Edrine | 50 | John Randle Jr. |
| 57 | Tom Ewing | 16 | Shamar Rigby |
| 39 | Ben Freehill | 61 | Aaron Roberts |
| 41 | Ben Furtney | 3 | Derrick Rogers Jr. |
| 19 | Tayvion Galloway | 74 | Joshua Sales Jr. |
| 17 | Christian Gelov | 93 | Albert Schwartz |
| 75 | Jalen Grant | 80 | Ryne Shackelford |
| 12 | Tarrion Grant | 17 | Shitta Sillah |
| 2 | Nyland Green | 9 | CJ Smith |
| 52 | Rod Green | 12 | Leland Smith |
| 54 | Luke Griffin | 46 | Sterling Smith |
| 88 | Donovan Hamilton | 23 | Trey Smith |
| 90 | James Hardy | 26 | Andrew Sowinski |
| 97 | Jamarion Harkless | 11 | Antonio Stevens |
| 37 | Antonio Harris | 71 | Corey Stewart |
| 11 | Tra'Mar Harris | 9 | Joe Strickland |
| 53 | Gus Hartwig | 43 | Claude Strnad |
| 43 | Landon Heard | 37 | Joey Sumlin |
| 15 | Will Heldt | 79 | Joey Tanona |
| 56 | Reese Hill | 94 | Elijah Taylor |
| 16 | Hudauri Hines | 31 | Dillon Thieneman |
| 25 | Ty Hudkins | 13 | Jaron Tibbs |
| 85 | Caleb Irving | 59 | Thomas Tinsley |
| 33 | Elijah Jackson | 76 | Ethan Trent |
| 32 | Joseph Jefferson | 7 | Salim Turner-Muhammad |
| 96 | Logan Jellison | 10 | Jesse Watson |
| 4 | Kydran Jenkins | 5 | Luke Williams |
| 2 | Luke Jones | 27 | Zeke Williams |
| 14 | Yanni Karlaftis | 14 | Jake Wilson |
| 18 | Demeco Kennedy | 55 | DJ Wingfield |
| 87 | Adam Kidder | 67 | Drew Woodruff |
| 65 | Jordan King | | |

DID YOU KNOW

CJ Smith comes from a military family, lived in Hawaii for brief time, knows how to surf. Speed as a kid earned him the nickname "Zoom".

Shitta Sillah (SHEET-uh sill-AH) was named after his uncle, parents are from Sierra Leon (West Africa) and moved to America when they were 25.

Jireh Ojata (Ji-ruh oh-JAH-tuh) likes to cook, make his own fresh pasta and butter chicken.

Jaekwon Bouldin likes to fish, nicknamed Kwon and Big B.

Yanni Karlaftis grew up in Greece with his brother two-time Super Bowl champion George, and won a world judo championship at age 11.

Reggie Love played for assistant head coach Cory Patterson in high school for two years.

Joshua Sales loves dogs, has a German Shepard named Diesel.

Jamarrius Dinkins was nicknamed Spider by his high school coach because he was long and tall.

DJ Wingfield DJ stands for Dejaune.

CJ Madden CJ stands for Carlton Jr. He has his own clothing brand (Cozy Collections).

De'Nylon Morrisette says his dogs are his No. 1 priority (Bella and Bruno), also enjoys to paint. He was named after the Denali truck that his mom loved when she was younger.

Joey Tanona is a big Lego and Star Wars guy.

Cole Brevard claims to be the biggest Star Wars fan on the team.

Keelan Crimmins played Australian rules football and cricket growing up. He is related to the legendary AFL player Peter Crimmins who played for Hawthorn from 1966-76.

Markevious Brown and **Kyndrich Breedlove** started their careers as roommates at Ole Miss.

Dillon Thieneman joined the Boilermaker family, after his older brothers Jacob (2016-18) and Brennan (2017-20) played safety at Purdue.

Cooper and **Carson Kitchel's** father Kelly started on the offensive line in 2001 and 2002. He currently serves as the sideline reporter for the Purdue Sports Radio Network. Theri grandfather Bob Kitchel and uncle Jon Kitchel played basketball for the Boilermakers as well.

Joey Sumlin's father Kevin played linebacker for the Boilermakers from 1983-85, before embarking on a coaching career with stops at Houston, Texas A&M and Arizona.

**KEVIN KANE****DEFENSIVE COORDINATOR /
LINEBACKERS**

Year at Purdue: 2nd
Year Coaching: 19th
Alma Mater: Kansas - 2006

PRESS BOX**PREVIOUS STOPS:** Illinois, SMU, Northern Illinois, Kansas, Wisconsin

- Has spent almost two decades on the sidelines building some of the most formidable defenses in the nation
- Worked with Ryan Walters at Illinois to develop a groundbreaking defense at Illinois, while serving as the outside linebackers and associate head coach
- Guided Northern Illinois to three MAC titles and five bowl games from 2011-17
- Two-time All-Big 12 linebacker and three-time Academic All-Big 12 honoree at Kansas
- He and wife Theresa have two sons, Jack and Colin, and one daughter, Nora

**JASON SIMMONS****OFFENSIVE ANALYST**

Year at Purdue: 1st
Year Coaching: 25th
Alma Mater: Miami - 1999

PRESS BOX**PREVIOUS STOPS:** Miami (Ohio), Ben Davis HS, Noblesville HS

- Took over play calling duties for the game against Wisconsin, after joining the program during the offseason
- Spent one year as the running backs coach at Miami (OH), leading the RedHawks to their first 2,000-yard campaign since 2003
- Served as the head coach at Ben Davis (2018-22) and Noblesville (2016-18), along with assistant stints at both schools
- Mentored four players who reached the NFL as a high school coach

**CORY PATTERSON****ASSOCIATE HEAD COACH / WIDE RECEIVERS**

Year at Purdue: 2nd
Year Coaching: 15th
Alma Mater: Lindenwood - 2002

FIELD**PREVIOUS STOPS:** Illinois, Trinity HS

- Spent the previous five seasons at Illinois (running backs & tight ends)
- Mentored Illinois running back Chase Brown during All-America season in 2022
- Head coach at Trinity High School in Missouri for three years, named the Archdiocesan Coach of the Year three times
- He and his wife Tiffany have two daughters, Nyla and Nori

**SAM CARTER****CORNERBACKS**

Year at Purdue: 2nd
Year Coaching: 9th
Alma Mater: TCU - 2014

FIELD**PREVIOUS STOPS:** Ole Miss, Arkansas, Missouri

- Counted down the days to the season opener during camp by wearing a practice jersey for that specific day
- Coached cornerbacks at Ole Miss (2020-21) and Arkansas (2022)
- Worked with Ryan Walters on Barry Odom's staff at Mizzou, serving as a defensive quality control and analyst from 2016-19
- All-Big 12 safety at TCU, named a semifinalist for the Jim Thorpe Award, a Senior CLASS Award

**LAMAR CONARD**

(CON-ard)

RUNNING BACKS

Year at Purdue: 2nd back, 4th overall
Year Coaching: 18th
Alma Mater: Purdue - 2000

FIELD**PREVIOUS STOPS:** Miami (OH), Illinois State, Purdue

- Starting his coaching career on Joe Tiller's staff as a graduate assistant from 2007-08
- Was the first walk-on to earn a scholarship under Joe Tiller at Purdue
- Played defensive back from 1996-99, starting his final three seasons
- He and his wife, Rachel, have four children Lamar Jr., Della Mae, Payton and Violet

**JOE DINEEN**

(dih-NEEN)

RUSH ENDS

Year at Purdue: 2nd
Year Coaching: 5th
Alma Mater: Kansas - 2018

FIELD**PREVIOUS STOPS:** Illinois, SMU

- Named to 247Sports 30 Under 30 list in 2023
- Served on Ryan Walters' defensive staff at Illinois as a graduate assistant in 2022
- Started coaching career as a graduate assistant at SMU with defensive coordinator Kevin Kane
- Standout linebacker at Kansas, twice leading the NCAA in solo tackles to earn All-Big 12 honors, 2018 Consensus All-America

**BRICK HALEY****DEFENSIVE LINE**

Year at Purdue: 2nd
Year Coaching: 33rd
Alma Mater: Alabama A&M - 1998

FIELD**PREVIOUS STOPS:** Minnesota, Missouri, Texas, LSU, Mississippi State, Houston, Baylor

- 27th season coaching the defensive line
- Has mentored 11 draft picks in his career with a pair of first round selections
- Raises awareness for autism, hosting fundraisers for his foundation Brick Road to Success
- He and his wife, Tina, have three sons - Adrian, A.J. and Jeremy

**MARCUS JOHNSON****OFFENSIVE LINE**

Year at Purdue: 2nd
Year Coaching: 14th
Alma Mater: Ole Miss - 2004

FIELD**PREVIOUS STOPS:** Duke, Mississippi State, Missouri

- Eighth season coaching the offensive line
- Second-round pick of Minnesota in 2005, played five seasons in the NFL
- Earned Second Team All-SEC honors during his career at Ole Miss (2001-04)
- He and his wife, Veullana, are the parents of London, Meraki and Violette

**GRANT O'BRIEN****SAFETIES**

Year at Purdue: 2nd
Year Coaching: 12th
Alma Mater: Northern Arizona - 2013

FIELD**PREVIOUS STOPS:** Illinois, Missouri, FIU, Arizona Christian

- Served as a defensive analyst on Ryan Walters' staffs at Illinois (2021-22) and Mizzou (2018-20)
- Spent one season as a graduate assistant at Florida International in 2017
- Was the defensive coordinator/defensive backs coach at Arizona Christian (NAIA) from 2015-16
- Helped NAU reach the FCS playoffs as a senior in 2012; earned a master's degree in 2015

**CHRIS PETRILLI**

(peh-trei-LEE)

SPECIAL TEAMS COORDINATOR

Year at Purdue: 2nd
Year Coaching: 17th
Alma Mater: Boise State - 2012

FIELD**PREVIOUS STOPS:** North Texas, Drake, Idaho, Charleston Southern

- Spent last season as a special teams analyst for Purdue
- Served as a paratrooper in the US Army 82nd Airborne Division
- Played collegiately at Carroll College in Montana
- He and his wife Christal have five children - Addisan, Andrew, Audrey, Asher and Adino

**JUSTIN SINZ****TIGHT ENDS**

Year at Purdue: 10th
Year Coaching: 10th
Alma Mater: Purdue - 2014

FIELD**PREVIOUS STOPS:** Purdue

- Served as a graduate assistant, offensive quality control and analyst, before becoming a coach in 2024
- Assistant recruiting coordinator for two seasons, helping Purdue win the Big Ten West crown for the first time
- Played in 50 games with 20 starts at Purdue, going for 80 receptions, 670 yards and seven touchdowns
- He and his wife, Connie, have three daughters: Jora, Cami and Jaell

**STANTON KEANE****SR. OFFENSIVE ANALYST (COACHING QUARTERBACKS)**

Year at Purdue: 2nd
Year Coaching: 8th
Alma Mater: Texas Tech - 2018

FIELD**PREVIOUS STOPS:** West Virginia, USC, Texas Tech

- Tapped to coach the quarterbacks ahead of the Wisconsin game
- Helped lead USC to the 11th-ranked passing offense with 319.3 yards per game
- He served as a graduate assistant at Texas Tech, USC and West Virginia
- Played fullback at Texas Tech before shifting to student coach after injuries ended his playing career

**PRESTON GORDON**


Senior Defensive Analyst

ANDY BUI

Senior Defensive Analyst

**T.J. MCCOLLUM**

Defensive Analyst

**ANGEL MATUTE**

Offensive Analyst

**JEFF SMART**

Defensive Analyst

**DURRION NEAL**

Offensive Analyst





PURDUE QUICK FACTS

| | |
|------------------------|---------------------------------|
| Location | West Lafayette, Indiana |
| Enrollment | 52,211 |
| Founded | 1869 |
| Conference | Big Ten |
| Colors | Old Gold and Black |
| Nickname | Boilermakers |
| President | Dr. Mung Chiang |
| Athletics Director | Mike Bobinski |
| Head Coach (Year) | Ryan Walters (2nd) |
| Alma Mater | Colorado (2008) |
| First Year of Football | 1887 (137th season) |
| All-Time Record (BIG) | 642-603-48 (352-425-32) |
| Stadium | Ross-Ade Stadium (101st season) |
| Capacity | 61,441 |

PURDUE MEDIA RELATIONS

Adam Kuffner, Director (Primary)

Office: 765-494-3196 / Cell: 662-816-0497

Email: kuffner@purdue.edu

Patrick Crawford, Associate Athletics Director

Office: 765-494-3145 / Cell: 337-412-4220

Email: pcrawf@purdue.edu

Ian MacDougall, Associate Director (Secondary)

Office: 765-494-0529 / Cell: 317-313-7486

Email: imacdoug@purdue.edu

Brook Weber, Assistant Director (Secondary)

Cell: 903-839-0686

Email: weber261@purdue.edu

The Purdue locker room will be closed to the media. For home games, the press conference will be located in the Kozuch Football Performance Center across the street from Ross-Ade Stadium.

Contact a member of the Purdue strategic communications team for information regarding road game press conference procedures.

WEEKLY MEDIA SCHEDULE

MONDAY

(Mackey Arena Media Room)

1:30 PM - Offensive Analyst Jason Simmons

1:45 PM - Defensive Coordinator Kevin Kane

2 PM - Head Coach Ryan Walters

TUESDAY

(Bimel Practice Fields or Mollenkopf Indoor Field)

Post Practice - Requested student-athletes

WEDNESDAY

(Bimel Practice Fields or Mollenkopf Indoor Field)

Post Practice - Requested student-athletes

THURSDAY

(Walk On's Restaurant - Purdue Memorial Union)

6 PM - Purdue Football Live on Z96.5 WAZY

Football staff members

PLAYERS OF THE WEEK

vs. Indiana State

Offensive: Hudson Card, Max Klare, Jahmal Edrine

Defensive: Will Heldt, Jeffrey M'Ba, Damarjhe Lewis, Antonio Stevens

Special Teams: Leland Smith

Look Squad: Antonio Harris, Tra'Mar Harris, D'Mon Marable, Max Parrott

LONGEST PLAYS OF THE YEAR

| | |
|---------------|---|
| Rushing | 69 - Elijah Jackson, vs. Indiana State |
| Rushing TD | 69 - Elijah Jackson, vs. Indiana State |
| Passing | 63 - Max Klare from Browne, at Illinois |
| Passing TD | 53 - Jahmal Edrine from Browne, at Illinois |
| Punt Return | 20 - Dillon Thieneman, at Oregon State |
| Kick Return | 33 - Elijah Jackson, vs. Indiana State |
| INT Return | - |
| Fumble Return | 16 - Will Heldt (TD), at Illinois |
| Punt | 64 - Keelan Crimmins, vs. Notre Dame |
| Field Goal | 45 - Spencer Portath, vs. Nebraska |

BOILERMAKER OVERTIME GAMES

ALL-TIME OVERTIME RECORD: 6-11**LAST OVERTIME GAME:** Dec. 30, 2021 vs. Tennessee - W, 48-45**OVERTIME AT HOME:** 2-3 • **AWAY:** 3-5 • **NEUTRAL:** 1-2

| | | |
|----------------|------------------|--|
| Jan. 1, 2000 | vs. #21 Georgia | L, 28-25 (OT) <i>Outback Bowl</i> |
| Oct. 21, 2000 | at Wisconsin | W, 30-24 (OT) |
| Sept. 29, 2001 | at Minnesota | W, 35-28 (OT) |
| Oct. 12, 2002 | at Illinois | L, 31-38 (OT) |
| Nov. 15, 2003 | at #4 Ohio State | L, 13-16 (OT) |
| Jan. 1, 2004 | vs. #11 Georgia | L, 27-34 (OT) <i>Capital One Bowl</i> |
| Sept. 24, 2005 | at Minnesota | L, 35-42 (2 OT) |
| Sept. 9, 2006 | Miami (OH) | W, 38-31 (OT) |
| Sept. 13, 2008 | #16 Oregon | L, 26-32 (2 OT) |
| Nov. 27, 2010 | Indiana | L, 31-34 (OT) |
| Nov. 12, 2011 | Ohio State | W, 26-23 (OT) |
| Oct. 20, 2012 | at #7 Ohio State | L, 22-29 (OT) |
| Oct. 8, 2016 | at Illinois | W, 34-31 (OT) |
| Nov. 17, 2018 | Wisconsin | L, 44-47 (3 OT) |
| Nov. 30, 2019 | Indiana | L, 41-44 (2 OT) |
| Dec. 30, 2021 | vs. Tennessee | W, 48-45 (OT) <i>Music City Bowl</i> |
| Oct. 12, 2024 | at #23 Illinois | L, 50-49 (OT) |

PURDUE SHUTOUTS

Times Purdue Shut Out an Opponent: 181 (173 wins)**Last Shutout by Purdue:** 49-0, vs. Indiana State, 8/31/2024**Largest Shutout Victory:** 96-0, vs. Butler, 10/21/1893**Times an Opponent Shut Out Purdue:** 125 (117 losses)**Last Time Purdue was Shut Out:** 35-0, vs. Oregon, 10/18/2024**Largest Shutout Loss:** 56-0, vs. Ohio State, 11/2/2013
56-0, at Chicago, 11/9/1907

PURDUE HALL OF FAMERS

COLLEGE FOOTBALL HALL OF FAME (16) *Induction*

| | |
|--|------|
| Elmer Oliphant, HB, 1911-13 | 1955 |
| Alex Agase, OL, 1943 | 1963 |
| Cecil Isbell, HB, 1935-37 | 1967 |
| Bob Griese, QB, 1964-66 | 1984 |
| Chalmers "Bump" Elliot, HB, 1943-44 | 1989 |
| Leroy Keyes, HB, 1966-68 | 1990 |
| Mike Phipps, QB, 1967-69 | 2006 |
| Mark Herrmann, QB, 1977-80 | 2010 |
| Otis Armstrong, RB, 1970-72 | 2012 |
| Dave Butz, DT, 1970-72 | 2014 |
| Rod Woodson, CB, 1983-86 | 2016 |
| Andy Smith, Coach, 1913-15 | 1955 |
| Jim Phelan, Coach, 1922-29 | 1873 |
| Jack Mollenkopf, Coach, 1956-69 | 1988 |
| Jim Young, Coach, 1977-81 | 1999 |
| William "Lone Star" Dietz, Coach, 1921 | 2012 |
| John Luckhardt, 1966 | 2022 |

PRO FOOTBALL HALL OF FAME (4) *Induction Class*

| | |
|-------------------------------------|------|
| Len Dawson, QB, 1957-75 | 1987 |
| Bob Griese, QB, 1967-80 | 1990 |
| Hank Stram, Coach, 1960-74, 1976-77 | 2003 |
| Rod Woodson, CB/S, 1987-2003 | 2009 |

AROUND THE BIG TEN

| SCHOOL | CONF | OVERALL | STREAK |
|----------------|------|---------|--------|
| Oregon | 5-0 | 8-0 | W8 |
| Indiana | 5-0 | 8-0 | W8 |
| Penn State | 4-0 | 7-0 | W7 |
| Ohio State | 3-1 | 6-1 | W1 |
| Illinois | 3-2 | 6-2 | L1 |
| Iowa | 3-2 | 5-3 | W1 |
| Michigan | 3-2 | 5-3 | W1 |
| Minnesota | 3-2 | 5-3 | W3 |
| Wisconsin | 3-2 | 5-3 | L1 |
| Nebraska | 2-3 | 5-3 | L2 |
| Michigan State | 2-3 | 4-4 | L1 |
| Washington | 2-3 | 4-4 | L2 |
| USC | 2-4 | 4-4 | W1 |
| Maryland | 1-4 | 4-4 | L1 |
| Northwestern | 1-4 | 3-5 | L2 |
| UCLA | 1-4 | 2-5 | W1 |
| Purdue | 0-4 | 1-6 | L6 |

Saturday, Nov. 2

| | |
|---------------------------|---------|
| Ohio State at Penn State | Noon |
| Minnesota at Illinois | Noon |
| Northwestern at Purdue | Noon |
| Oregon at Michigan | 3:30 PM |
| Indiana at Michigan State | 3:30 PM |
| UCLA at Nebraska | 3:30 PM |
| Wisconsin at Iowa | 7:30 PM |
| USC at Washington | 7:30 PM |

AWARDS LIST

RYAN BROWNE

Shaun Alexander Player of the Week - Oct. 12

HUDSON CARD

Johnny Unitas Golden Arm Award, Manning Award, Senior Bowl, Earl Campbell Tyler Rose Award Watch List, Earl Campbell Tyler Rose Award Honor Roll (Week 1)

JAHMAL EDRINE

Comeback Player of the Year Award Watch List

GUS HARTWIG

Rimington Trophy, Senior Bowl Jason Witten College Man of the Year Watch List, Campbell Award semifinalist

MAX KLARED

Comeback Player of the Year Award Watch List

MARCUS MBOW

Senior Bowl Watch List

DEVIN MOCKOBEE

Doak Walker Award Watch List

DILLON THIENEMAN

Second Team Preseason All-America (AP, Sporting News, Walter Camp, ESPN, USA TODAY, Phil Steele, Athlon Sports, Pick Six) First Team Preseason All-Big Ten (Phil Steele, Athlon Sports) Chuck Bednarik Award, Bronko Nagurski Trophy, Jim Thorpe Award, Lott IMPACT Award Watch Lists





RECORDS WATCH

Career Rushing Attempts

| | | | |
|----|-----------------------|-------------------|------------|
| 1 | Otis Armstrong | 1970-72 | 670 |
| 2 | Kory Sheets | 2005-08 | 664 |
| 3 | Mike Alstott | 1992-95 | 644 |
| 4 | Montrell Lowe | 1999-02 | 612 |
| 5 | Scott Dierking | 1973-76 | 578 |
| 6 | Jerod Void | 2002-05 | 569 |
| 7 | Markell Jones | 2015-18 | 542 |
| 8 | Edwin Watson | 1994-97 | 530 |
| 9 | Perry Williams | 1966-68 | 514 |
| 10 | Corey Rogers | 1991-95 | 489 |
| 11 | Harry Szulborski | 1946-49 | 478 |
| 12 | John Macon | 1977-80 | 471 |
| 13 | Devin Mockabee | 2022-Pres. | 448 |

Career Rushing Yards

| | | | |
|----|-----------------------|-------------------|--------------|
| 1 | Mike Alstott | 1992-95 | 3,635 |
| 2 | Kory Sheets | 2005-08 | 3,341 |
| 3 | Otis Armstrong | 1970-72 | 3,315 |
| 4 | Scott Dierking | 1973-76 | 2,863 |
| 5 | Montrell Lowe | 1999-02 | 2,648 |
| 6 | Markell Jones | 2015-18 | 2,594 |
| 7 | Edwin Watson | 1994-97 | 2,520 |
| 8 | Harry Szulborski | 1946-49 | 2,478 |
| 9 | Corey Rogers | 1991-95 | 2,436 |
| 10 | Jerod Void | 2002-05 | 2,429 |
| 11 | Devin Mockabee | 2022-Pres. | 2,289 |

Career Rushing Touchdowns

| | | | |
|----|-----------------------|---------------------|-----------|
| 1 | Kory Sheets | 2005-08 | 48 |
| 2 | Mike Alstott | 1992-95 | 39 |
| 3 | Jerod Void | 2002-05 | 36 |
| 4 | Perry Williams | 1966-68 | 30 |
| 5 | Leroy Keyes | 1966-68 | 29 |
| 6 | Corey Rogers | 1991-95 | 27 |
| 7 | Scott Dierking | 1973-76 | 25 |
| | Edwin Watson | 1994-97 | 25 |
| 9 | Markell Jones | 2015-18 | 20 |
| 10 | Stan Brown | 1968-70 | 19 |
| 11 | Otis Armstrong | 1970-72 | 17 |
| | Devin Mockabee | 2022-Present | 17 |

Career Rushing Yards Per Carry

| | | | |
|----|-----------------------|-------------------|-------------------------|
| 1 | Leroy Keyes | 1966-68 | 5.88 (356-2,094) |
| 2 | Jeff Hill | 1990-93 | 5.80 (207-1,200) |
| 3 | Mike Alstott | 1992-95 | 5.64 (644-3,635) |
| 4 | Jaycen Taylor | 2006-07, 09 | 5.60 (290-1,624) |
| 5 | Akeem Hunt | 2011-14 | 5.48 (371-2,035) |
| 6 | Duane Purvis | 1932-34 | 5.43 (332-1,802) |
| 7 | Jim Carter | 1932-34 | 5.37 (288-1,547) |
| 8 | D.J. Knox | 2014-15, 17-18 | 5.22 (355-1,853) |
| 9 | Harry Szulborski | 1946-49 | 5.18 (478-2,478) |
| 10 | Kendall Matthews | 1994-97 | 5.15 (230-1,185) |
| 11 | Devin Mockabee | 2022-Pres. | 5.10 (448-2,289) |
| 12 | Kory Sheets | 2005-08 | 5.03 (664-3,341) |
| 13 | Corey Rogers | 1991-95 | 4.98 (489-2,436) |
| 14 | Otis Armstrong | 1970-72 | 4.95 (670-3,315) |
| | Scott Dierking | 1973-76 | 4.95 (578-2,863) |
| 16 | Babe Dimancheff | 1943-44 | 4.91 (285-1,399) |

Career 100-Yard Rushing Games

| | | | |
|---|-----------------------|---------------------|----------|
| 1 | Mike Alstott | 1992-95 | 16 |
| 2 | Otis Armstrong | 1970-72 | 13 |
| 3 | Harry Szulborski | 1946-49 | 11 |
| 4 | Scott Dierking | 1973-76 | 9 |
| | Kory Sheets | 2005-08 | 9 |
| 6 | Montrell Lowe | 1999-02 | 8 |
| | Devin Mockabee | 2022-Present | 8 |

Career Tackles-For-Loss

| | | | |
|----|-----------------------|-------------------|-----------------|
| 1 | Jeff Zgonina | 1989-92 | 72.0-244 |
| 2 | Rosevelt Colvin | 1995-98 | 61.0-272 |
| 3 | Shaun Phillips | 2000-03 | 60.5-238 |
| 4 | Keena Turner | 1976-79 | 58.0-347 |
| 5 | Ryan Kerrigan | 2007-10 | 57.0-289 |
| 6 | Akin Ayodele | 1999-01 | 54.0-261 |
| 7 | Matt Mitrione | 1998-01 | 50.0-162 |
| 8 | Kawann Short | 2009-12 | 49.0-179 |
| 9 | Anthony Spencer | 2003-06 | 44.0-207 |
| 10 | Jim Schwantz | 1988-91 | 43.0-240 |
| 11 | Ken Loushin | 1976-79 | 42.0-216 |
| 12 | Kydran Jenkins | 2020-Pres. | 39.5-170 |

Career Sacks

| | | | |
|---|-----------------------|-------------------|-----------------|
| 1 | Rosevelt Colvin | 1995-98 | 35.0-191 |
| 2 | Shaun Phillips | 2000-03 | 33.5-175 |
| | Ryan Kerrigan | 2007-10 | 33.5-229 |
| 4 | Jeff Zgonina | 1989-92 | 29.0-151 |
| | Akin Ayodele | 1999-01 | 29.0-194 |
| 6 | Kydran Jenkins | 2020-Pres. | 21.5-132 |

Career Interceptions

| | | | |
|----|-------------------------|-------------------|----------|
| 1 | Stuart Schweigert | 2000-03 | 17 |
| 2 | Ricardo Allen | 2010-13 | 13 |
| | Cam Allen | 2019-23 | 13 |
| 3 | Bob Corby | 1965-67 | 11 |
| | Don Anderson | 1981-84 | 11 |
| | Rod Woodson | 1983-86 | 11 |
| | Marc Foster | 1985-88 | 11 |
| | Jimmy Young | 1990-93 | 11 |
| | Adrian Beasley | 1996-99 | 11 |
| 9 | Bill Kay | 1977-80 | 10 |
| | Landon Feichter | 2011-14 | 10 |
| | Frankie Williams | 2012-15 | 10 |
| 12 | Tim Foley | 1967-69 | 9 |
| | Cris Dishman | 1984-87 | 9 |
| | Jamel Coleman | 1994-96 | 9 |
| 15 | Chuck Piebes | 1970-72 | 8 |
| | Rock Supan | 1976-78 | 8 |
| | Robert Williams | 1978-81 | 8 |
| | Kennedy Wilson | 1982-85 | 8 |
| 19 | Phil Mateja | 1951-52 | 7 |
| | Tim Racke | 1971-73 | 7 |
| | Eric Beatty | 1989-92 | 7 |
| | Jacques Reeves | 2000-03 | 7 |
| | Antwaun Rogers | 2001-04 | 7 |
| | Torri Williams | 2004-09 | 7 |
| 25 | Dillon Thieneman | 2023-Pres. | 6 |

Field Goals by a Freshman

| | | | |
|---|-----------------------|-------------|----------|
| 1 | Travis Dorsch | 1998 | 22 |
| 2 | Chris Summers | 2006 | 18 |
| 3 | J.D. Dellinger | 2016 | 14 |
| 4 | Larry Sullivan | 2006 | 7 |
| 5 | Spencer Porath | 2024 | 5 |





ROSS-ADE HISTORY

- Ross-Ade Stadium was dedicated Nov. 22, 1924, ahead of its first game when Purdue hosted Indiana. The Boilermakers demolished their in-state foes in a 26-7 rout.
- The two men for whom the stadium is named after, David E. Ross and George Ade, were instrumental in building a stadium that has served as the backdrop to Purdue lore over the last 101 seasons. Ross conceived of the idea for a new stadium to replace Stuart Field, a 5,000-seat stadium that hosted Purdue Football from 1892 to 1924 and was located where the Elliot Hall of Music stands today.
- The original capacity for Ross-Ade Stadium in 1924 was 18,500, including standing room tickets. Over the years and several renovations, the capacity grew to its largest at 69,200 in 1970.
- The largest crowd ever to see a game at Ross-Ade is 71,629 against Indiana on Nov. 22, 1980, when Purdue outlasted the Hoosiers, 24-23, on the shoulders of consensus All-Americans quarterback (and current John Purdue Club Director of Leadership and Alumni Engagement) Mark Hermann and tight end Dave Young.
- Additional upgrades to the stadium included a new press box, luxury boxes and premium club areas in 2003 as a part of a \$70 million project. Permanent lighting was installed in 2017 and a new sound system in 2018.
- The Tyler Trent (T²) Student Gate was dedicated during the 2019 season in memory of Purdue superfan Tyler Trent who passed away at the age of 20 from osteosarcoma. The T² Gate was relocated to the south side of the stadium after the 2023 student section renovations were completed.

PHASE 1

The 2023 season saw the completion of the Phase I of a multi-phased renovation project at a cost of more \$45 million, fully funded by gifts to the John Purdue Club.

The three main enhancements to the stadium were the Tiller Tunnel, the south end zone student section and the team dining facility, which opened in July, on the north side of the stadium, bringing the total capacity up to 61,441

SOUTH END ZONE PROJECT

The Purdue student section and the All-American Marching Band have a new home in the south end zone of Ross-Ade Stadium. As a part of the Phase I project, the dedicated student section enhancements included the addition of a new Tyler Trent student entrance area, safe standing seats, patio and deck areas, rail seating, and enhanced concessions.

The completion of the bowl, in addition to the investment in the size of the concourse, allows for a more accessible fan experience as fans will now be able to traverse the entire stadium at the concourse level.

TILLER TUNNEL

The Boilermakers run onto Rohrman Field at Ross-Ade Stadium via the Tiller Tunnel. Completed in 2023, the tunnel provides direct access to the team back to the Kozuch Football Performance Center.

The tunnel is named in honor of the Purdue Hall of Fame inductee Joe Tiller, the winningest coach in the history of Purdue Football. Tiller left an incredible legacy on the program and Boilermakers everywhere. The result was 10 bowl games, including the 2001 Rose Bowl, and a Big Ten Conference championship in 2000.

ROSS-ADE QUICK FACTS

| | |
|--------------------------|---|
| Stadium | Ross-Ade Stadium (1924) |
| Field Name | Rohrman Field (2019) |
| All-Time Ross-Ade Record | 301-208-13 |
| All-Time Home Record | 394-252-25 |
| Capacity | 61,441 |
| First Game | Purdue 26, Indiana 7 - 1924 |
| Largest Crowd | 71,629 vs. Indiana - 1980 |
| Renovated | 2002, 2023 |
| Expanded | 1930, 1949, 1955, 1964, 1696, 2023 |
| Creators | David E. Ross - Purdue 1893 Inventor, Engineer, Businessman, Board of Trustees George Ade - Purdue 1887 Writer, Playwright, Newspaper Columnist, Board of Trustees |

ROSS-ADE MILESTONES

- Nov. 22, 1924 - Purdue dedicates Ross-Ade Stadium, winning the Homecoming matchup over Indiana 26-7.
- 1975 - Prescription Athletic Turf is developed at Purdue is installed, a network of pipes connected to pumps capable of keeping the field playable.
- Nov. 22, 1980 - The largest crowd in Ross-Ade history, 71,629, views the game against Indiana.
- 2017 - Permanent lighting is installed at a cost of \$5.6 million.
- 2020 - Purdue installed a 150-foot, 4-inches wide and 56-foot, 9-inches high video board at the south end, more than four-times larger than the previous board built in 2007.
- Sept. 4, 2021 - The Boilermakers played their 500th game at Ross-Ade Stadium, defeating Oregon State 30-21 in front of a crowd of 53,656.
- Sat. 25, 2023 - Purdue defeated Indiana 35-31, recording its 300th victory at Ross-Ade Stadium.

ROSS-ADE RECORDS

RUSHING

| | |
|----------|--|
| Attempts | 53 - Lorenzo White vs. Michigan State, 1985 |
| Yards | 350 - Eric Allen from Michigan State, 1971 |
| TDs | 4 - 7x last Kory Sheets vs. Miami Ohio, 2006 |
| Longest | 94 - Mike Pruitt vs. Iowa, 1974 |
| Average | 17.9 10-17.9 - Mike Pruitt vs. Iowa, 1974 |

PASSING

| | |
|---------------|---|
| Attempts | 73 - Dwayne Haskins from Ohio State, 2018 |
| Completions | 49 - Dwayne Haskins from Ohio State, 2018 |
| Completions % | 96% - Hudson Card vs. Indiana State, 2024 |
| Yards | 572 - David Blough vs. Missouri, 2018 |
| TDs | 6 - 3x last Curtis Painter vs. Eastern Illinois, 2007 |
| INTs | 6 - Dale Samuels vs. Miami Fla., 1950 |
| Longest | 99 - Brees to Sutherland vs. Northwestern, 1999 |

RECEIVING

| | |
|------------|--|
| Receptions | 21 - Chris Daniels vs. Michigan State, 1999 |
| Yards | 301 - Chris Daniels vs. Michigan State, 1999 |
| TDs | 4 - Reggie Arnold vs. Iowa, 1977 |

TOTAL OFFENSE

| | |
|-------|---------------------------------------|
| Yards | 590 - David Blough vs. Missouri, 2018 |
|-------|---------------------------------------|

SCORING

| | |
|------------|---|
| Points | 25 - Cecil Isbell vs. Ohio, 1936 |
| TDs | 4 - many, last Kory Sheets vs. Michigan, 2008 |
| FG Att. | 6 - Rick Anderson vs. Michigan State, 1980; Chris Summers vs. Oregon, 2008 |
| FG Made | 5 - Rick Anderson vs. Michigan State, 1980 |
| Longest FG | 59 - Ralf Mojsiejenko from Michigan State, 1983 59 - Carson Wiggs vs. Toledo, 2009 |

INTERCEPTIONS

| | |
|-------------|--|
| Most | 3 - many, last Anthony Brown vs. Nebraska, 2015 |
| Long Return | 100 - David Brown Ohio State, 1986; Marlon Kerner Ohio State, 1993; |
| | Michael Hawthorne 65 yds and Billy Gustin 35 yds vs. UCF, 1998 |

RETURNS

| | |
|---------------------|---|
| Longest Punt Return | 92 - Phil Mateja vs. Iowa, 1951 |
| Longest Kick Return | 100 - Stan Brown vs. Indiana, 1970; Jimmy Smith vs. Stanford, 1981 |

Additional records can be found on page 105 of the Purdue Football Record Book.





GAME 8 NOTES • Purdue vs. Northwestern



P PRO BOILERS

273

Entering the 2024-25 NFL season, there have been 273 Boilermakers to appear on an active roster in the NFL.

325

Purdue has seen 325 of its players get drafted into the professional ranks of the NFL, AFL, USFL and XFL.

23

Twenty-three Boilermakers have been selected in the first round, most recently two-time Super Bowl champion George Karlaftis.

CURRENT BOILERMAKERS IN THE NFL

| | | |
|------------------|----------------------|----------|
| Payne Durham | Tampa Bay Buccaneers | Active |
| Charlie Jones | Cincinnati Bengals | Active |
| Sanoussi Kane | Baltimore Ravens | Active |
| George Karlaftis | Kansas City Chiefs | Active |
| Raheem Mostert | Miami Dolphins | Active |
| Tyrone Tracy Jr. | New York Giants | Active |
| Cory Trice Jr. | Pittsburgh Steelers | Active |
| Derrick Barnes | Detroit Lions | I.R. |
| David Bell | Cleveland Browns | I.R. |
| Ja'Whaun Bentley | New England Patriots | I.R. |
| Anthony Brown | Carolina Panthers | I.R. |
| Rondale Moore | Atlanta Falcons | I.R. |
| Aidan O'Connell | Las Vegas Raiders | I.R. |
| Markus Bailey | Arizona Cardinals | Practice |
| Jalen Graham | San Francisco 49ers | Practice |
| Reese Taylor | Denver Broncos | Practice |

SUPER BOWL BOILERS

A Purdue Boilermaker has won 24 of the 58 Super Bowls. Twenty-four different Boilermakers have won the NFL's ultimate prize, while Purdue has been represented in 39 of the games.

| Super Bowl | Player(s) | Team |
|--------------|----------------------------------|----------------------|
| I (1) | Len Dawson, Hank Stram ! | Kansas City Chiefs |
| II (2) | None | |
| III (3) | None | |
| IV (4) | Len Dawson, Hank Stram ! * | Kansas City Chiefs |
| V (5) | None | |
| VI (6) | Tim Foley, Bob Griese | Miami Dolphins |
| VII (7) | Tim Foley, Bob Griese* | Miami Dolphins |
| VIII (8) | Tim Foley, Bob Griese* | Miami Dolphins |
| IX (9) | None | |
| X (10) | None | |
| XI (11) | None | |
| XII (12) | Otis Armstrong | Denver Broncos |
| XIII (13) | None | |
| XIV (14) | None | |
| XV (15) | None | |
| XVI (16) | Keena Turner* | San Francisco 49ers |
| XVII (17) | Dave Butz* | Washington Redskins |
| XVIII (18) | Dave Butz | Washington Redskins |
| XIX (19) | Keena Turner* | San Francisco 49ers |
| | Mark Brown | Miami Dolphins |
| XX (20) | None | |
| XXI (21) | Mark Jackson | Denver Broncos |
| XXII (22) | Dave Butz* | Washington Redskins |
| | Mark Jackson | Denver Broncos |
| XXXIII (23) | Keena Turner* | San Francisco 49ers |
| XXIV (24) | Keena Turner* | San Francisco 49ers |
| | Mark Jackson | Denver Broncos |
| XV (25) | None | |
| XVI (26) | None | |
| XVII (27) | None | |
| XVIII (28) | None | |
| XXIX (29) | None | |
| XXX (30) | Jim Schwartz* | Dallas Cowboys |
| | Rod Woodson | Pittsburgh Steelers |
| XXXI (31) | None | |
| XXXII (32) | None | |
| XXXIII (33) | None | |
| XXXIV (34) | Jeff Zgonina | St. Louis Rams |
| | Steve Jackson | Tennessee Titans |
| XXXV (35) | Rod Woodson* | Baltimore Ravens |
| XXXVI (36) | Matt Light, David Nugent* | New England Patriots |
| | Jeff Zgonina | St. Louis Rams |
| XXXVII (37) | Mike Alstott* | Tampa Bay Buccaneers |
| | Rod Woodson | Oakland Raiders |
| XXXVIII (38) | Roosevelt Colvin, | |
| | Brandon Gorin, Matt Light | |
| | Gene Mruczkowski* | New England Patriots |
| XXXIX (39) | Roosevelt Colvin, | |
| | Brandon Gorin, Matt Light | |
| | Gene Mruczkowski* | New England Patriots |
| | Ian Allen | Philadelphia Eagles |
| XL (40) | Chukky Okobi* | Pittsburgh Steelers |
| | Niko Koutouvides, Craig Terrill | Seattle Seahawks |
| XLI (41) | Gilber Gardner, John Standeford* | Indianapolis Colts |
| | Kyle Orton | Chicago Bears |
| XLII (42) | Roosevelt Colvin, Matt Light | New England Patriots |
| XLIII (43) | Chike Okefor | Arizona Cardinals |
| XLIV (44) | Drew Brees* # | New Orleans Saints |
| | Curtis Painter | Indianapolis Colts |
| XLV (45) | Mike Neal* | Green Bay Packers |
| XLVI (46) | Niko Koutouvides, Matt Light | |
| | Rob Ninkovich | New England Patriots |
| XLVII (47) | Bernard Pollard* | Baltimore Ravens |
| XLVIII (48) | Cliff Avril* | Seattle Seahawks |
| | Shaun Phillips | Denver Broncos |
| XLIX (49) | Rob Ninkovich* | New England Patriots |
| | Cliff Avril | Seattle Seahawks |
| L (50) | Kawann Short | Carolina Panthers |
| LI (51) | Rob Ninkovich* | New England Patriots |
| | Ricardo Allen | Atlanta Falcons |
| LII (52) | Jason King | New England Patriots |
| LIII (53) | Ja'Whaun Bentley* | New England Patriots |
| LIV (54) | Raheem Mostert, | |
| | Jacob Thieneman | San Francisco 49ers |
| LV (55) | None | |
| LVI (56) | Brycen Hopkins* | Los Angeles Rams |
| | Ricardo Allen, Markus Bailey | Cincinnati Bengals |
| LVII (57) | George Karlaftis* | Kansas City Chiefs |
| LVIII (58) | George Karlaftis* | Kansas City Chiefs |

* Denotes winner | ! Denotes head coach | # Denotes Super Bowl MVP

DEN OF DEFENSIVE ENDS

Throughout its history, Purdue has produced many outstanding defensive ends, creating an institution unlike any other in college football - The Den of Defensive Ends.

The tradition of The Den of Defensive Ends dates to the days of Leo Sugar and Lamar Lundy from the late 1940s to the mid-1950s and Keena Turner in the late 1970s, but it has flourished more recently. While Purdue's high-powered offense has made headlines under head coaches Joe Tiller, Jeff Brohm and Ryan Walters, the Boilermakers' defense made a name for itself principally for the play of its ends.

CLIFF AVRIL (PURDUE 2004-07)
35 tackles-for-loss, 13 sacks at Purdue, All-Big Ten

AKIN AYODELE (PURDUE 1999-01)
54 tackles-for-loss, 29 sacks at Purdue 3-time All-Big Ten

ROSEVELT COLVIN (PURDUE 1995-98) - PURDUE HALL OF FAME - 2016
35 career sacks, 61 tackles-for-loss at Purdue, 2-time All-Big Ten
Super Bowl XXXVIII, XXXIX champion

RAY EDWARDS (PURDUE 2003-05)
16 career sacks at Purdue

GEORGE KARLAFTIS (PURDUE 2019-21)
30.5 tackles-for-loss, 14.5 sacks, 3-time All-Big Ten, First Team All-America
Super Bowl LVII, LVIII champion

RYAN KERRIGAN (PURDUE 2007-10) - PURDUE HALL OF FAME - 2018
14 forced fumbles, 2-time All-Big Ten, All-America, Big Ten DPOTY
4-time Pro Bowl selection

LAMAR LUNDY (PURDUE 1954-56) - PURDUE HALL OF FAME - 1995
Team MVP, 2-time All-Big Ten

ROB NINKOVICH (PURDUE 2004-05)
16 career sacks at Purdue, All-Big Ten
Super Bowl XLIX, LI champion

CHIKE OKEAFOR (PURDUE 1994-96, 1998)
318 tackles, 15 sacks at Purdue, All-Big Ten

SHAUN PHILLIPS (PURDUE 2000-03)
60.5 tackles-for-loss, 33.5 sacks at Purdue, All-Big Ten

ANTHONY SPENCER (PURDUE 2003-06)
44 tackles-for-loss, 21.0 sacks at Purdue, All-Big Ten, All-America

LEO SUGAR (PURDUE 1949-51) - PURDUE HALL OF FAME - 2006
2-time All-Big Ten, All-America

KEENA TURNER (PURDUE 1976-79) - PURDUE HALL OF FAME - 2006
58 tackles-for-loss at Purdue, 2-time All-Big Ten
Super Bowl XVI, XIX, XXII, XXIV champion

CRADLE OF QUARTERBACKS

The Cradle of Quarterbacks has evolved over the last 70 years as a defining feature of Purdue football. Boilermakers have set numerous NCAA and Big Ten Conference records, many have been chosen as All-Americans and national awards winners or finalists.

Fifteen former Purdue signal-callers have gone on to play in the National Football League. Drew Brees, Dawson and Griese combined to win four Super Bowls. Purdue is one of just two universities that can claim three Super Bowl champs at the position. (Alabama)

The reference to Cradle of Quarterbacks was added in the late 1970s when the poster was updated to include Mark Herrmann.

DREW BREES (PURDUE 1997-00) - PURDUE HALL OF FAME - 2009
11,792 yards, 90 touchdowns, 61.1% comp.
All-America, Maxwell Award, 3-time All-Big Ten
Super Bowl XLIV MVP & champion, 13-time Pro Bowler

SCOTT CAMPBELL (PURDUE 1980-83)
7,636 yards, 45 touchdowns at Purdue

GARY DANIELSON (PURDUE 1970-72) - PURDUE HALL OF FAME - 2012
2,748 yards, 14 touchdowns at Purdue, College Football Analyst for CBS

LEN DAWSON (PURDUE 1954-56) - PURDUE HALL OF FAME - 1996
3,325 yards, 29 touchdowns at Purdue
Three-time All-Big Ten, 1956 First Team All-America
Super Bowl IV champion, Super Bowl IV MVP, 1987 Pro Football Hall of Fame

BOB D'MOSS (PURDUE 1945-48) - PURDUE HALL OF FAME - 1999
2,759 yards, 23 touchdowns at Purdue, Purdue Head Coach (1970-72)

JIM EVERETT (PURDUE 1981-85) - PURDUE HALL OF FAME - 1999
7,411 yards, 43 touchdowns at Purdue, 1985 All-Big Ten, Pro Bowler

BOB GRIESE (PURDUE 1964-66) - PURDUE HALL OF FAME - 1994
4,541 yards, 28 touchdowns at Purdue
1966 Big Ten Player of the Year, 2-time All-America, 2-time All-Big Ten
Super Bowl VII & VIII champion, 6-time Pro Bowl, Pro Football Hall of Fame

MARK HERRMANN (PURDUE 1977-80) - PURDUE HALL OF FAME - 1997
9,946 yards, 71 touchdowns at Purdue
4-time All-Big Ten, Sammy Baugh Award, College Football Hall of Fame

KYLE ORTON (PURDUE 2001-04)
9,337 yards, 63 touchdowns at Purdue, 2-time All-Big Ten

CURTIS PAINTER (PURDUE 2005-08)
11,163 yards, 67 touchdowns at Purdue

MIKE PHIPPS (PURDUE 1967-69) - PURDUE HALL OF FAME - 1995
5,423 yards, 37 touchdowns
1969 Consensus All-America, 2-time All-Big Ten, College Football Hall of Fame

DALE SAMUELS (PURDUE 1950-52) - PURDUE HALL OF FAME - 2001
3,161 yards, 27 touchdowns at Purdue





TEAM GAME-BY-GAME STATS

| Game | ISU | ND | OSU | NEB | WIS | ILL | ORE | NU | OSU | PSU | MSU | IND | Total |
|----------------------|---------|---------|----------|--------|--------|----------|--------|----|-----|-----|-----|-----|----------|
| Points | 49 | 7 | 21 | 10 | 6 | 49 | 0 | | | | | | 142-20.3 |
| | 0 | 66 | 38 | 28 | 52 | 50 | 35 | | | | | | 269-38.4 |
| Total Offense | 583 | 162 | 319 | 224 | 216 | 536 | 301 | | | | | | 2,341 |
| | 154 | 578 | 445 | 405 | 589 | 556 | 421 | | | | | | 3,161 |
| Total Plays | 66 | 49 | 47 | 58 | 48 | 58 | 59 | | | | | | 383 |
| | 53 | 70 | 75 | 56 | 73 | 73 | 60 | | | | | | 463 |
| Yards Per Play | 8.8 | 3.3 | 6.8 | 4.0 | 4.5 | 9.2 | 5.1 | | | | | | 6.1 |
| | 2.9 | 8.3 | 5.9 | 7.0 | 8.1 | 7.6 | 7.0 | | | | | | 6.8 |
| First Downs | 26 | 6 | 13 | 12 | 10 | 21 | 16 | | | | | | 104 |
| | 11 | 27 | 25 | 25 | 28 | 28 | 25 | | | | | | 269 |
| Rush Attempts | 31 | 25 | 30 | 31 | 26 | 32 | 40 | | | | | | 215 |
| | 43 | 44 | 57 | 32 | 41 | 39 | 35 | | | | | | 219 |
| Yards Rushing | 248 | 38 | 263 | 50 | 99 | 239 | 208 | | | | | | 1,145 |
| | 104 | 362 | 341 | 161 | 228 | 177 | 131 | | | | | | 1,504 |
| Yards Per Rush | 8.0 | 1.5 | 8.8 | 1.6 | 3.8 | 7.5 | 5.2 | | | | | | 5.3 |
| | 2.4 | 8.2 | 6.0 | 5.0 | 5.6 | 4.5 | 3.7 | | | | | | 5.2 |
| Rushing Touchdowns | 3 | 0 | 2 | 0 | 0 | 2 | 0 | | | | | | 7 |
| | 0 | 6 | 4 | 2 | 4 | 3 | 3 | | | | | | 22 |
| Passing Completions | 30 | 11 | 7 | 18 | 12 | 18 | 9 | | | | | | 105 |
| | 5 | 18 | 10 | 16 | 21 | 20 | 21 | | | | | | 112 |
| Passing Attempts | 35 | 24 | 17 | 25 | 22 | 26 | 19 | | | | | | 168 |
| | 10 | 26 | 18 | 26 | 32 | 34 | 25 | | | | | | 172 |
| Completion % | 85.7 | 45.8 | 41.2 | 72.0 | 54.5 | 69.2 | 47.3 | | | | | | 62.5 |
| | 50.0 | 69.2 | 55.6 | 61.5 | 65.6 | 58.8 | 84.0 | | | | | | 65.1 |
| Passing Yards | 335 | 124 | 56 | 174 | 117 | 297 | 93 | | | | | | 1,196 |
| | 50 | 216 | 104 | 244 | 361 | 379 | 290 | | | | | | 1,657 |
| Passing Touchdowns | 4 | 1 | 1 | 1 | 0 | 3 | 0 | | | | | | 10 |
| | 0 | 2 | 0 | 1 | 3 | 3 | 2 | | | | | | 11 |
| Had Intercepted | 0 | 2 | 1 | 1 | 0 | 0 | 1 | | | | | | 5 |
| | 0 | 0 | 0 | 0 | 2 | 0 | 1 | | | | | | 3 |
| Field Goals | 0-0 | 0-0 | 0-0 | 1-2 | 2-2 | 2-2 | 0-1 | | | | | | 5-7 |
| | 0-1 | 1-1 | 1-2 | 0-3 | 1-1 | 3-3 | 0-1 | | | | | | 6-12 |
| Punting No.-Avg. | 3-46.7 | 10-47.3 | 4-43.2 | 6-43.0 | 8-43.9 | 2-48.5 | 4-39.5 | | | | | | 37-44.6 |
| | 10-37.4 | 4-37.5 | 2-53.0 | 3-34.3 | 2-49.5 | 1-43.0 | 2-48.0 | | | | | | 24-97.1 |
| Time of Possession | 29:31 | 24:17 | 19:45 | 29:42 | 28:13 | 26:49 | 30:02 | | | | | | 26:54 |
| | 30:29 | 35:43 | 40:15 | 30:18 | 31:47 | 33:11 | 29:58 | | | | | | 33:06 |
| Third Downs | 7-12 | 1-12 | 2-9 | 7-15 | 1-11 | 5-10 | 4-12 | | | | | | 27-81 |
| | 1-12 | 7-12 | 7-14 | 1-8 | 8-14 | 8-12 | 5-9 | | | | | | 37-81 |
| Fourth Downs | 1-1 | 0-1 | 0-2 | 0-0 | 0-0 | 0-1 | 0-3 | | | | | | 1-8 |
| | 0-0 | 0-0 | 1-3 | 1-1 | 1-1 | 0-1 | 1-1 | | | | | | 4-7 |
| Red-Zone Scoring | 5-5 | 1-1 | 2-4 | 1-2 | 2-2 | 6-6 | 0-1 | | | | | | 17-21 |
| | 0-0 | 4-4 | 4-5 | 2-4 | 4-4 | 7-7 | 5-5 | | | | | | 26-29 |
| Red Zone TDs-FGs | 5-0 | 1-0 | 2-0 | 1-0 | 0-2 | 4-2 | 0-0 | | | | | | 13-4 |
| | 0-0 | 4-0 | 3-1 | 2-0 | 3-1 | 5-2 | 5-5 | | | | | | 22-4 |
| Turnovers | 0 | 2 | 2 | 1 | 2 | 1 | 2 | | | | | | 10 |
| | 0 | 0 | 0 | 0 | 2 | 1 | 1 | | | | | | 4 |
| Points off Turnovers | 0 | 0 | 0 | 0 | 6 | 0 | 0 | | | | | | 6 |
| | 0 | 14 | 7 | 7 | 10 | 0 | 0 | | | | | | 38 |
| Penalties | 11-110 | 7-68 | 2-25 | 13-165 | 6-55 | 6-38 | 6-40 | | | | | | 51-501 |
| | 2-16 | 5-40 | 6-47 | 11-94 | 3-30 | 5-45 | 4-25 | | | | | | 36-297 |
| Punt Returns | 4-43-0 | 0-0-0 | 1-20-0 | 0-0-0 | 2-2-0 | 1-(-1)-0 | 0-0-0 | | | | | | 8-8.0 |
| | 0-0-0 | 4-35-0 | 1-(-2)-0 | 3-9-0 | 3-14-0 | 1-24-0 | 0-0-0 | | | | | | 13-6.2 |
| Kick Returns | 1-33-0 | 3-61-0 | 0-0-0 | 1-27-0 | 2-31-0 | 1-15-0 | 0-0-0 | | | | | | 8-20.9 |
| | 3-66-0 | 0-0-0 | 3-46-0 | 1-8-0 | 0-0-0 | 1-9-0 | 0-0-0 | | | | | | 9-16.1 |
| Interception Returns | 0-0-0 | 0-0-0 | 0-0-0 | 0-0-0 | 2-0-0 | 0-0-0 | 1-0-0 | | | | | | 3-0-0 |
| | 0-0-0 | 2-38-1 | 1-20-1 | 1-35-1 | 0-0-0 | 0-0-0 | 1-0-0 | | | | | | 4-93-3 |
| Fumble-Lost | 1-1 | 1-0 | 2-1 | 0-0 | 3-2 | 0-0 | 2-1 | | | | | | 9-5 |
| | 0-0 | 0-0 | 0-0 | 0-0 | 0-0 | 2-1 | 0-0 | | | | | | 3-1 |
| Sacks | 3-8 | 3-17 | 2-14 | 1-8 | 0-0 | 5-30 | 4-22 | | | | | | 16-99 |
| | 2-8 | 4-40 | 0-0 | 3-35 | 3-27 | 1-11 | 3-14 | | | | | | 18-135 |
| Tackles-for-Loss | 11-25 | 4-18 | 6-25 | 2-10 | 4-8 | 8-36 | 4-25 | | | | | | 39-147 |
| | 4-10 | 5-43 | 4-7 | 9-51 | 6-31 | 3-14 | 10-32 | | | | | | 41-188 |
| Breakups | 1 | 1 | 2 | 3 | 4 | 6 | 1 | | | | | | 19 |
| | 0 | 4 | 4 | 3 | 5 | 4 | 2 | | | | | | 22 |



OFFENSIVE STARTERS

| | QB | RB/WR | TE/WR | WR/TE/RB | WR | WR | LT | LG | C | RG | RT |
|----------------|--------|----------|----------|----------|------------|--------|-----------|--------|---------|-----------|------|
| INDIANA STATE | Card | Mockobee | M. Klare | Biber | Edrine | Rigby | Sales Jr. | Moussa | Hartwig | Wingfield | Mbow |
| NOTRE DAME | Card | Mockobee | M. Klare | Tibbs | Edrine | Rigby | Stewart | Moussa | Hartwig | Wingfield | Mbow |
| Oregon State | Card | Mockobee | M. Klare | Tibbs | Morrisette | Rigby | Stewart | Moussa | Hartwig | Wingfield | Mbow |
| NEBRASKA | Card | Mockobee | M. Klare | Tibbs | Morrisette | Rigby | Stewart | Moussa | Hartwig | Wingfield | Mbow |
| Wisconsin | Card | Mockobee | M. Klare | Tibbs | Morrisette | Edrine | Stewart | Moussa | Hartwig | Wingfield | Mbow |
| Illinois | Browne | Mockobee | M. Klare | Biber | Tibbs | Edrine | Stewart | Moussa | Hartwig | Wingfield | Mbow |
| OREGON | Browne | Mockobee | M. Klare | Tibbs | Morrisette | Edrine | Stewart | Moussa | Hartwig | Wingfield | Mbow |
| NORTHWESTERN | | | | | | | | | | | |
| Ohio State | | | | | | | | | | | |
| PENN STATE | | | | | | | | | | | |
| Michigan State | | | | | | | | | | | |
| Indiana | | | | | | | | | | | |

DEFENSIVE STARTERS

| | DL | DL | DL | RUSH/DL | RUSH | LB | LB/DB | LB/DB | DB | DB | DB |
|----------------|---------|------|----------|---------|---------|-----------|-----------|----------|-----------|--------------|-----------|
| INDIANA STATE | Brevard | M'Ba | Lewis | Heldt | Sillah | Jenkins | Grant | M. Brown | Breedlove | Stevens | Thieneman |
| NOTRE DAME | Brevard | M'Ba | Anderson | Heldt | Sillah | Jenkins | Grant | M. Brown | Breedlove | Stevens | Thieneman |
| Oregon State | Brevard | M'Ba | Anderson | Heldt | Sillah | Jenkins | Grant | M. Brown | Breedlove | Stevens | Thieneman |
| NEBRASKA | Brevard | M'Ba | Anderson | Heldt | Sillah | Jenkins | Karlaftis | M. Brown | N. Green | Jefferson II | Thieneman |
| Wisconsin | Brevard | M'Ba | Anderson | Heldt | Jenkins | Karlaftis | Alisandro | N. Green | Breedlove | Jefferson II | Thieneman |
| Illinois | Brevard | M'Ba | Anderson | Heldt | Jenkins | Karlaftis | Alisandro | N. Green | Breedlove | Stevens | Thieneman |
| OREGON | Brevard | M'Ba | Anderson | Heldt | Jenkins | Karlaftis | Alisandro | Bradford | Breedlove | Stevens | Thieneman |
| NORTHWESTERN | | | | | | | | | | | |
| Ohio State | | | | | | | | | | | |
| PENN STATE | | | | | | | | | | | |
| Michigan State | | | | | | | | | | | |
| Indiana | | | | | | | | | | | |

CAREER STARTS *AT PREVIOUS SCHOOL

| OFFENSE | Position | 19/20 | 21 | 22 | 23 | 24 | Total | Consecutive | DEFENSE | Position | 19 | 20 | 21 | 22 | 23 | 24 | Total | Consecutive |
|---------------------|----------|-------|----|-----|-----|----|-------|-------------|-----------------------|----------|----|-----|-----|-----|----|----|-------|-------------|
| Drew Biber | TE | -- | -- | -- | -- | 2 | 2 | | Botros Alisandro | DB | -- | -- | -- | -- | -- | 3 | 3 | |
| George Burhenn | TE | -- | -- | -- | 1 | | 1 | | Joe Anderson | DL | | | | | | 6 | 6 | |
| Kam Brown | WR | 4* | 8* | 10* | 8* | | 30 | | Smiley Bradford | DB | -- | -- | -- | -- | -- | 1 | 1 | |
| Ryan Browne | QB | -- | -- | -- | -- | 2 | 2 | 2 | Kyndrich Breedlove | DB | -- | -- | -- | -- | -- | 6 | 6 | |
| Hudson Card | QB | -- | 2* | 3* | 12 | 5 | 21 | | Cole Brevard | DT | -- | -- | -- | -- | 12 | 7 | 19 | |
| Jayden Dixon-Veal | WR | -- | -- | -- | 5 | | 5 | | Markevious Brown | DB | -- | -- | -- | -- | 12 | 4 | 16 | |
| Jahmal Edrine | WR | -- | -- | 9* | | 5 | 14 | 3 | Tarrion Grant | DB | -- | -- | -- | -- | -- | 3 | 3 | |
| Ben Furtney | FB | -- | -- | 2 | | | 2 | | Nyland Green | DB | -- | -- | -- | -- | -- | 2 | 2 | |
| Jalen Grant | OL | -- | -- | -- | 12 | | 12 | | Will Heldt | RUSH | -- | -- | -- | -- | -- | 7 | 7 | |
| Luke Griffin | OL | 1* | 6* | 1* | | | 8 | | Joseph Jefferson II | DB | -- | -- | -- | -- | -- | 2 | 2 | |
| Gus Hartwig | OL | 3 | 13 | 11 | 9 | 7 | 43 | 16 | Kydran Jenkins | LB | -- | -- | 10 | 14 | 12 | 7 | 43 | |
| Max Klare | TE | -- | -- | -- | 4 | 7 | 11 | 7 | Yanni Karlaftis | LB | -- | -- | -- | -- | -- | 8 | 4 | 12 |
| Reggie Love III | RB | -- | -- | 1* | 7* | | 8 | | Damarjhe Lewis | DL | -- | -- | 2 | -- | -- | 1 | 3 | |
| Marcus Mbow | OL | -- | -- | 14 | 6 | 7 | 27 | 7 | Jeffrey M'ba | DL | -- | -- | -- | -- | -- | 7 | 7 | |
| Bennett Meredith | QB | -- | -- | -- | 1 | | 1 | | Jireh Ojata | RUSH | 6* | 10* | 10* | 10* | | | 36 | |
| Devin Mockobee | RB | -- | -- | 7 | 4 | 7 | 18 | 7 | Derrick Rogers Jr | DB | -- | -- | -- | -- | 4 | | 4 | |
| De'Nylon Morrisette | WR | -- | -- | -- | -- | 4 | 4 | 1 | Shitta Sillah | RUSH | -- | 3* | 5* | 1* | 3* | 4 | 16 | |
| Mahamane Moussa | OL | -- | -- | 9 | 9 | 7 | 25 | 7 | Antonio Stevens | DB | -- | -- | -- | -- | 3 | 5 | 8 | |
| Shamar Rigby | WR | -- | -- | -- | -- | 4 | 4 | | Dillon Thieneman | DB | -- | -- | -- | -- | 12 | 7 | 19 | |
| Joshua Sales Jr. | OL | -- | -- | 4 | -- | 1 | 5 | | Salim Turner-Muhammad | DB | -- | 5* | 1* | 1* | | | 7 | |
| Andrew Sowinski | WR | -- | -- | 4 | 2 | | 6 | | | | | | | | | | | |
| Corey Stewart | OL | -- | 7* | 9* | 12* | 6 | 34 | 6 | | | | | | | | | | |
| Jaron Tibbs | WR | -- | -- | -- | 1 | 6 | 7 | 6 | | | | | | | | | | |
| DJ Wingfield | OL | -- | -- | 1* | 9* | 7 | 17 | 7 | | | | | | | | | | |

GAME-BY-GAME LEADERS

| Game | Rushing Attempts | Rushing Yards | Passing Yards | Receptions | Receiving Yards | All-Purpose Yards | Tackles | Tackles For Loss |
|----------------|------------------|----------------|---------------|--------------|----------------------|--------------------------|----------------------------|----------------------------|
| INDIANA STATE | Mockobee - 11 | Mockobee - 89 | Card - 273 | M. Klare - 5 | M. Klare - 71 | Jackson - 116 | Heldt/Stevens - 7 | Heldt - 3.0 |
| NOTRE DAME | Love III - 10 | Love III - 61 | Card - 124 | M. Klare - 3 | K. Brown - 52 | Love III & Jackson - 61 | Thieneman - 9 | Thieneman & 2 others - 1.0 |
| Oregon State | Mockobee - 16 | Mockobee - 168 | Card - 56 | M. Klare - 2 | M. Klare - 46 | Mockobee - 168 | Jenkins - 16 | Jenkins - 3.0 |
| NEBRASKA | Mockobee - 13 | Mockobee - 41 | Card - 174 | Tibbs - 5 | Tibbs - 46 | Mockobee - 55 | Jefferson II/Thieneman - 9 | Brevard/Berglund - 1.0 |
| Wisconsin | Mockobee - 11 | Mockobee - 45 | Card - 111 | 4 Tied - 2 | M. Klare/Edrine - 26 | Mockobee - 70 | Heldt/Thieneman - 8 | 4 Tied - 1.0 |
| Illinois | Browne - 17 | Browne - 118 | Browne - 297 | M. Klare - 6 | M. Klare - 133 | Mockobee/ M. Klare - 133 | Jenkins - 10 | Jenkins - 2.5 |
| OREGON | Browne - 14 | Love III - 93 | Browne - 93 | M. Klare - 3 | M. Klare - 32 | Love III - 93 | Karlaftis - 8 | Heldt/Omonode - 1.0 |
| NORTHWESTERN | | | | | | | | |
| Ohio State | | | | | | | | |
| PENN STATE | | | | | | | | |
| Michigan State | | | | | | | | |
| Indiana | | | | | | | | |





DRIVE CHART (PURDUE/OPPONENT)

| Game | Possessions | TDs | FGs | | Fum. | Int. | Safety | Punt | Downs | Half | Game | 80+Yard | 3-And |
|----------------|-------------|-------|------|-----------|------|------|--------|-------|-------|------|------|---------|-------|
| | | | Made | Attempted | | | | | | | | | Out |
| INDIANA STATE | 11/12 | 7/0 | 0/0 | 0/1 | 1/0 | 0/0 | 0/0 | 3/10 | 0/0 | 0/1 | 0/1 | 1/0 | 0/6 |
| NOTRE DAME | 15/14 | 1/8 | 0/1 | 0/1 | 0/0 | 2/0 | 0/0 | 10/4 | 1/0 | 1/0 | 0/1 | 0/1 | 8/4 |
| Oregon State | 12/11 | 3/4 | 0/1 | 0/2 | 1/0 | 1/0 | 0/0 | 4/2 | 2/2 | 1/0 | 0/1 | 0/1 | 4/1 |
| NEBRASKA | 11/10 | 1/4 | 1/0 | 2/3 | 0/0 | 1/0 | 0/0 | 6/3 | 0/0 | 1/0 | 0/1 | 0/0 | 5/0 |
| Wisconsin | 12/13 | 0/7 | 2/1 | 2/1 | 1/0 | 0/2 | 0/0 | 8/2 | 0/0 | 1/0 | 0/1 | 2/0 | 3/1 |
| Illinois | 11/12 | 5/6 | 2/3 | 2/3 | 0/1 | 0/0 | 0/0 | 2/1 | 1/1 | 1/0 | 0/0 | 1/0 | 1/0 |
| OREGON | 10/11 | 0/5 | 0/0 | 1/1 | 1/0 | 1/1 | 0/0 | 4/2 | 3/0 | 0/1 | 0/1 | 0/2 | 2/1 |
| NORTHWESTERN | | | | | | | | | | | | | |
| Ohio State | | | | | | | | | | | | | |
| PENN STATE | | | | | | | | | | | | | |
| Michigan State | | | | | | | | | | | | | |
| Indiana | | | | | | | | | | | | | |
| TOTALS | 82/83 | 17/34 | 5/6 | 7/11 | 4/1 | 5/3 | 0/0 | 37/24 | 7/3 | 5/2 | 0/6 | 4/4 | 23/13 |

PURDUE SCORING DRIVES

vs. Indiana State (7)

| Qtr | Res. | Players/Play | Plays | Yards | TOP |
|-----|------|--------------------------------|-------|-------|------|
| 1 | TD | Card to Klare 9-yard pass | 8 | 55 | 3:41 |
| 2 | TD | Card to Tibbs 8-yard pass | 7 | 76 | 3:05 |
| 2 | TD | Card to Morrisette 8-yard pass | 3 | 57 | 1:13 |
| 3 | TD | Love III 6-yard rush | 9 | 66 | 4:11 |
| 3 | TD | Card to L. Smith 31-yard pass | 4 | 50 | 1:34 |
| 4 | TD | Jackson 69-yard rush | 5 | 91 | 2:20 |
| 4 | TD | Merriweather 4-yard rush | 5 | 35 | 1:48 |

at Illinois (7)

| Qtr | Res. | Players/Play | Plays | Yards | TOP |
|-----|------|---------------------------------|-------|-------|------|
| 2 | FG | Porath 22-yards | 9 | 74 | 4:30 |
| 3 | TD | Browne to Edrine 53-yard pass | 6 | 85 | 3:10 |
| 3 | FG | Porath 24-yards | 6 | 64 | 2:35 |
| 4 | TD | Browne to Tibbs 8-yard pass | 6 | 75 | 2:46 |
| 4 | TD | Mockobee 2-yard rush | 10 | 75 | 3:30 |
| 4 | TD | Browne to Mockobee 13-yard pass | 3 | 43 | 0:49 |
| OT | TD | Branch 3-yard rush | 2 | 25 | 0:00 |

vs. Notre Dame (1)

| Qtr | Res. | Players/Play | Plays | Yards | TOP |
|-----|------|--------------------------------|-------|-------|------|
| 3 | TD | Card to Morrisette 5-yard pass | 6 | 75 | 3:08 |

vs. Oregon (0)

| Qtr | Res. | Players/Play | Plays | Yards | TOP |
|-----|------|--------------|-------|-------|-----|
|-----|------|--------------|-------|-------|-----|

vs. Northwestern

| Qtr | Res. | Players/Play | Plays | Yards | TOP |
|-----|------|--------------|-------|-------|-----|
|-----|------|--------------|-------|-------|-----|

at Oregon State (3)

| Qtr | Res. | Players/Play | Plays | Yards | TOP |
|-----|------|----------------------------|-------|-------|------|
| 2 | TD | Card to Klare 32-yard pass | 2 | 47 | 0:57 |
| 4 | TD | Love III 2-yard rush | 7 | 75 | 3:01 |
| 4 | TD | Mockobee 3-yard rush | 6 | 75 | 2:58 |

at Ohio State

| Qtr | Res. | Players/Play | Plays | Yards | TOP |
|-----|------|--------------|-------|-------|-----|
|-----|------|--------------|-------|-------|-----|

vs. Nebraska (2)

| Qtr | Res. | Players/Play | Plays | Yards | TOP |
|-----|------|-------------------------------|-------|-------|------|
| 3 | FG | Porath 45-yards | 13 | 55 | 8:08 |
| 4 | TD | Card to L. Smith 15-yard pass | 12 | 75 | 4:09 |

vs. Penn State

| Qtr | Res. | Players/Play | Plays | Yards | TOP |
|-----|------|--------------|-------|-------|-----|
|-----|------|--------------|-------|-------|-----|

at Michigan State

| Qtr | Res. | Players/Play | Plays | Yards | TOP |
|-----|------|--------------|-------|-------|-----|
|-----|------|--------------|-------|-------|-----|

at Wisconsin (2)

| Qtr | Res. | Players/Play | Plays | Yards | TOP |
|-----|------|-----------------|-------|-------|------|
| 2 | FG | Porath 21-yards | 9 | 42 | 6:08 |
| 2 | FG | Porath 23-yards | 8 | 46 | 3:27 |

at Indiana

| Qtr | Res. | Players/Play | Plays | Yards | TOP |
|-----|------|--------------|-------|-------|-----|
|-----|------|--------------|-------|-------|-----|

BY YARDAGE

| Yardage | Scoring Drives | | | | Touchdowns | | | | | |
|---------|----------------|----|----------|----|------------|-----|-------|----------|-----|-------|
| | Purdue | | Opponent | | Purdue | | | Opponent | | |
| | TD | FG | TD | FG | Ru. | Pa. | Other | Ru. | Pa. | Other |
| 0-9 | | | | | 6 | 5 | | 8 | 3 | |
| 10-19 | | | 1 | | 2 | 1 | | 8 | 3 | |
| 20-29 | 1 | | 2 | | | | | 2 | 3 | 1 |
| 30-39 | 1 | | 2 | | 2 | | | 2 | | 2 |
| 40-49 | 2 | 2 | 1 | 1 | | | | 1 | | |
| 50-59 | 3 | 1 | 5 | 4 | 1 | | | 1 | | |
| 60-69 | 1 | 1 | 4 | | 1 | | | 1 | | |
| 70-79 | 7 | 1 | 12 | | | | | 1 | | |
| 80-89 | 1 | | 2 | 1 | | | | | | |
| 90-99 | 1 | | 3 | | | | | | | |

FIRST DRIVES BY PURDUE

| | 1st Half | 2nd Half |
|----------------|-----------|------------|
| | Touchdown | Touchdown |
| INDIANA STATE | Touchdown | Touchdown |
| NOTRE DAME | Punt | Downs |
| Oregon State | Fumble | Punt |
| NEBRASKA | Punt | Field Goal |
| Wisconsin | Punt | Punt |
| Illinois | Downs | Touchdown |
| OREGON | Punt | Downs |
| NORTHWESTERN | | |
| Ohio State | | |
| PENN STATE | | |
| Michigan State | | |
| Indiana | | |

FIRST DRIVES BY OPPONENTS

| | 1st Half | 2nd Half |
|----------------|------------|-----------------|
| | Punt | Punt |
| INDIANA STATE | Punt | Punt |
| NOTRE DAME | Touchdown | Touchdown |
| Oregon State | Downs | Downs |
| NEBRASKA | Punt | Touchdown |
| Wisconsin | Punt | Touchdown |
| Illinois | Field Goal | Field Goal |
| OREGON | Touchdown | Field Goal Miss |
| NORTHWESTERN | | |
| Ohio State | | |
| PENN STATE | | |
| Michigan State | | |
| Indiana | | |





LONG PLAY CHART (30 YARDS OR MORE)

| Yds | Type | Players | Opponent |
|-----|--------|--------------------|---------------|
| 69 | Rush | Jackson* | Indiana State |
| 63 | Rush | Mockobee | Oregon State |
| 62 | Pass | Browne to M. Klare | Illinois |
| 53 | Pass | Browne to Edrine* | Illinois |
| 52 | Pass | Card to K. Brown | Notre Dame |
| 43 | Pass | Card to M. Klare | Indiana State |
| 40 | Pass | Browne to M. Klare | Illinois |
| 36 | Rush | Mockobee | Indiana State |
| 35 | Rush | Merriweather | Wisconsin |
| 34 | Run | Mockobee | Illinois |
| 33 | Return | Jackson | Indiana State |
| 32 | Pass | Card to M. Klare* | Oregon State |
| 31 | Pass | Card to L. Smith* | Indiana State |

* Touchdown scored on play

LONG PLAYS BY PLAYER

| | No. | TD | Rush | Rec. | KR | Pr | Int | Fum |
|-----------------|-----|----|------|------|----|----|-----|-----|
| Kam Brown | 1 | | | 1 | | | | |
| Jahmal Edrine | 1 | 1 | | 1 | | | | |
| Elijah Jackson | 2 | 1 | 1 | | 1 | | | |
| Max Klare | 4 | 1 | | 4 | | | | |
| J. Merriweather | 1 | | 1 | | | | | |
| Devin Mockobee | 3 | | 3 | | | | | |
| Leland Smith | 1 | 1 | | 1 | | | | |
| TOTALS | 13 | 4 | 5 | 7 | 1 | | | |

LONG PLAYS BY QUARTERBACK

| | No. | TD | 30-39 | 40-59 | 60-79 | 80-99 | Rush |
|-------------|-----|----|-------|-------|-------|-------|------|
| Ryan Browne | 3 | 1 | | 2 | 1 | | |
| Hudson Card | 4 | 2 | 2 | 2 | | | |

LONG PLAYS BY YARDS

| | No. | TD |
|-------|-----|----|
| 100+ | | |
| 90-99 | | |
| 80-89 | | |
| 70-79 | | |
| 60-69 | 3 | 1 |
| 50-59 | 2 | 1 |
| 40-49 | 2 | |
| 30-39 | 6 | 2 |

LONG PLAYS BY PLAY TYPE

| | No. | TD |
|----------------|-----|----|
| Rushing | 5 | 1 |
| Passing | 7 | 3 |
| Punt Returns | | |
| Kick Returns | 1 | |
| Interceptions | | |
| Fumble Returns | | |
| Other | | |
| TOTALS | 13 | 4 |

REDZONE RECAP

| | PURDUE SCORED | | | | | | | FAILED TO SCORE | | | | | |
|----------------|---------------|--------|--------|-----|------|------|-----|-----------------|-------|-----|-----|------|------|
| | Att | Scores | Points | TDs | Rush | Pass | FGM | FGA | Downs | INT | FUM | Half | Game |
| INDIANA STATE | 5 | 5 | 35 | 5 | 2 | 3 | 0 | 0 | 0 | 0 | 0 | 0 | 0 |
| NOTRE DAME | 1 | 1 | 7 | 1 | 0 | 1 | 0 | 0 | 0 | 0 | 0 | 0 | 0 |
| Oregon State | 4 | 2 | 14 | 2 | 2 | 0 | 0 | 0 | 1 | 0 | 1 | 0 | 0 |
| NEBRASKA | 2 | 1 | 7 | 1 | 0 | 1 | 0 | 1 | 0 | 0 | 0 | 0 | 0 |
| Wisconsin | 2 | 2 | 6 | 0 | 0 | 0 | 2 | 0 | 0 | 0 | 0 | 0 | 0 |
| Illinois | 6 | 6 | 35 | 4 | 2 | 2 | 2 | 0 | 0 | 0 | 0 | 0 | 0 |
| OREGON | 1 | 0 | 0 | 0 | 0 | 0 | 0 | 1 | 0 | 0 | 0 | 0 | 0 |
| NORTHWESTERN | | | | | | | | | | | | | |
| Ohio State | | | | | | | | | | | | | |
| PENN STATE | | | | | | | | | | | | | |
| Michigan State | | | | | | | | | | | | | |
| Indiana | | | | | | | | | | | | | |
| TOTALS | 16 | 14 | 91 | 12 | 6 | 6 | 2 | 0 | 1 | 0 | 1 | 0 | 0 |

| | OPPONENT SCORED | | | | | | | FAILED TO SCORE | | | | | |
|----------------|-----------------|--------|--------|-----|------|------|-----|-----------------|-------|-----|-----|------|------|
| | Att | Scores | Points | TDs | Rush | Pass | FGM | FGA | Downs | INT | FUM | Half | Game |
| INDIANA STATE | 0 | 0 | 0 | 0 | 0 | 0 | 0 | 0 | 0 | 0 | 0 | 0 | 0 |
| NOTRE DAME | 4 | 4 | 28 | 4 | 3 | 1 | 0 | 0 | 0 | 0 | 0 | 0 | 0 |
| Oregon State | 5 | 4 | 24 | 3 | 3 | 0 | 1 | 0 | 1 | 0 | 0 | 0 | 0 |
| NEBRASKA | 4 | 2 | 14 | 2 | 1 | 1 | 0 | 2 | 0 | 0 | 0 | 0 | 0 |
| Wisconsin | 4 | 4 | 24 | 3 | 3 | 0 | 1 | 0 | 0 | 0 | 0 | 0 | 0 |
| Illinois | 7 | 7 | 40 | 5 | 3 | 2 | 2 | 0 | 0 | 0 | 0 | 0 | 0 |
| OREGON | 5 | 5 | 35 | 5 | 3 | 2 | 0 | 0 | 0 | 0 | 0 | 0 | 0 |
| NORTHWESTERN | | | | | | | | | | | | | |
| Ohio State | | | | | | | | | | | | | |
| PENN STATE | | | | | | | | | | | | | |
| Michigan State | | | | | | | | | | | | | |
| Indiana | | | | | | | | | | | | | |
| TOTALS | 16 | 15 | 92 | 12 | 9 | 4 | 4 | 2 | 1 | 0 | 0 | 0 | 0 |

MISC. PASSING STATS

Games 30+ Completions

| Player | 20 | 21 | 22 | 23 | 24 | Total |
|-------------|----|----|----|----|----|-------|
| Hudson Card | | | 1* | 1 | | 2 |

Games without an Interception (min. 20 passing attempts)

| Player | 20 | 21 | 22 | 23 | 24 | Total |
|-------------|----|----|----|----|----|-------|
| Ryan Browne | | | | | 1 | 1 |
| Hudson Card | | 2* | 3* | 6 | 2 | 13 |

Games 300-Yards Passing

| Player | 20 | 21 | 22 | 23 | 24 | Total |
|-------------|----|----|----|----|----|-------|
| Hudson Card | | | 1* | 1 | | 2 |

Games with Multiple Passing Touchdowns

| Player | 20 | 21 | 22 | 23 | 24 | Total |
|-------------|----|----|----|----|----|-------|
| Ryan Browne | | | | | 1 | 1 |
| Hudson Card | | 1* | 2* | 5 | 1 | 9 |

Completions 30 Yards or More

| Player | 20 | 21 | 22 | 23 | 24 | Total |
|-------------|----|----|----|----|----|-------|
| Ryan Browne | | | | | 3 | 3 |
| Hudson Card | | 4* | 3* | 12 | 4 | 22 |

Completions 50 Yards or More

| Player | 20 | 21 | 22 | 23 | 24 | Total |
|-------------|----|----|----|----|----|-------|
| Ryan Browne | | | | 2 | 2 | 2 |
| Hudson Card | | 1* | | 2 | 1 | 4 |

* At a previous school

MISC. RUSHING STATS

Games with 100-Yards Rushing

| Player | 20 | 21 | 22 | 23 | 24 | Total |
|-----------------|----|----|----|----|----|-------|
| Ryan Browne | | | | | 1 | 1 |
| Reggie Love III | | | | 2* | | 2 |
| Devin Mockobee | | | 4 | 2 | 2 | 8 |

Games with a Rushing Touchdown

| Player | 20 | 21 | 22 | 23 | 24 | Total |
|---------------------|----|----|----|----|----|-------|
| Arhmad Branch | | | | | 1 | 1 |
| Hudson Card | | 1* | | 5 | | 6 |
| Elijah Jackson | | | | | 1 | 1 |
| Reggie Love III | | | 2* | 3* | 2 | 7 |
| Jaheim Merriweather | | | | | 1 | 1 |
| Devin Mockobee | | | 9 | 6 | 2 | 17 |

Games with Multiple Rushing Touchdowns

| Player | 20 | 21 | 22 | 23 | 24 | Total |
|-----------------|----|----|----|----|----|-------|
| Reggie Love III | | | | 1* | | 1 |

20-Yard Rushes at Purdue

| Player | 20 | 21 | 22 | 23 | 24 | Total |
|---------------------|----|----|----|----|----|-------|
| Ryan Browne | | | | | 2 | 2 |
| Hudson Card | | | | 3 | | 3 |
| Elijah Jackson | | | | | 1 | 1 |
| Reggie Love III | | | | | 2 | 2 |
| Jaheim Merriweather | | | | | 1 | 1 |
| Devin Mockobee | | | 5 | 6 | 8 | 19 |

* At a previous school





MISC. RECEIVING STATS

Games with a Reception

| Player | 20 | 21 | 22 | 23 | 24 | Total |
|---------------------|----|----|-----|----|----|-------|
| Drew Biber | | | 1 | 1 | 4 | 6 |
| Kam Brown | | 7* | 11* | 8* | 2 | 28 |
| George Burhenn | | | | 1 | 1 | 2 |
| Jayden Dixon-Veal | | | | 7 | 2 | 9 |
| Jahmal Edrine | | 1* | 10* | | 5 | 16 |
| Ben Furtney | | | | 1 | | 1 |
| Elijah Jackson | | | | | 1 | 1 |
| Max Klare | | | | 5 | 7 | 12 |
| Reggie Love III | | 2* | 4* | 6* | 3 | 15 |
| Devin Mockobee | | | 11 | 9 | 6 | 26 |
| De'Nylon Morrisette | | | 2* | | 6 | 8 |
| Shamar Rigby | | | | | 4 | 4 |
| CJ Smith | | | | 5* | | 5 |
| Leland Smith | | | | | 4 | 4 |
| Andrew Sowinski | | 2 | 6 | 1 | 3 | 12 |
| Jaron Tibbs | | | | 3 | 6 | 9 |
| Jesse Watson | | | | | 1 | 1 |

Games with 5+ Catches

| Player | 20 | 21 | 22 | 23 | 24 | Total |
|----------------|----|----|----|----|----|-------|
| Kam Brown | | 1* | 1* | | | 2 |
| George Burhenn | | | | 1 | | 1 |
| Jahmal Edrine | | | 2* | | | 2 |
| Max Klare | | | | 1 | 2 | 3 |
| Jaron Tibbs | | | | | 1 | 1 |

Games with 100 Yards Receiving

| Player | 20 | 21 | 22 | 23 | 24 | Total |
|---------------|----|----|----|----|----|-------|
| Kam Brown | | | 1* | 1* | | 2 |
| Jahmal Edrine | | | | 1* | | 1 |
| Max Klare | | | | | 1 | 1 |

Games with a Receiving Touchdown

| Player | 20 | 21 | 22 | 23 | 24 | Total |
|---------------------|----|----|----|----|----|-------|
| Drew Biber | | | | 1 | | 1 |
| Kam Brown | | 1* | 3* | 2* | | 6 |
| George Burhenn | | | | 1 | | 1 |
| Jayden Dixon-Veal | | | | 1 | | 1 |
| Jahmal Edrine | | | 4* | | 1 | 5 |
| Max Klare | | | | | 2 | 2 |
| Devin Mockobee | | | | 1 | 1 | 2 |
| De'Nylon Morrisette | | | | | 2 | 2 |
| Leland Smith | | | | | 2 | 2 |
| Jaron Tibbs | | | | | 2 | 2 |

Games with Multiple Receiving Touchdowns

| Player | 19 | 20 | 21 | 22 | 23 | Total |
|---------------|----|----|----|----|----|-------|
| Jahmal Edrine | | | | 2* | | 2 |

30-Yard Receptions at Purdue

| Player | 20 | 21 | 22 | 23 | 24 | Total |
|----------------|----|----|----|----|----|-------|
| Kam Brown | | | | | 1 | 1 |
| Jahmal Edrine | | | | | 1 | 1 |
| Max Klare | | | | | 4 | 4 |
| Devin Mockobee | | | | 1 | | 1 |
| Leland Smith | | | | | 1 | 1 |

50-Yard Receptions at Purdue

| Player | 20 | 21 | 22 | 23 | 24 | Total |
|---------------|----|----|----|----|----|-------|
| Kam Brown | | | | 1 | | 1 |
| Jahmal Edrine | | | | | 1 | 1 |
| Max Klare | | | | | 1 | 1 |

* At a previous school

MISC. DEFENSIVE STATS

Games with Double-Digit Tackles

| Player | 20 | 21 | 22 | 23 | 24 | Total |
|---------------------|----|----|----|----|----|-------|
| Joseph Jefferson II | | | | | 1 | 1 |
| Kydran Jenkins | | | | | 2 | 2 |
| Dillon Thieneman | | | | 4 | 1 | 5 |

Games with a Tackle for Loss (including assisted TFLs)

| Player | 19/20 | 21 | 22 | 23 | 24 | Total |
|-----------------------|-------|----|----|----|----|-------|
| Botros Alisandro | | | | 1 | | 1 |
| Joe Anderson | | 1 | | 3 | 1 | 5 |
| Winston Berglund | | | | | 2 | 2 |
| Kyndrich Breedlove | | | | 1* | 1 | 2 |
| Cole Brevard | | | | 3 | 4 | 7 |
| Markevious Brown | | | 1* | 3 | | 4 |
| Jamarius Dinkins | | 1* | 1* | 1* | | 3 |
| Nyland Green | | | 1* | 1 | | 2 |
| Will Heldt | | | | 1 | 5 | 6 |
| Joseph Jefferson II | | | | | 1 | 1 |
| Kydran Jenkins | | 5 | 7 | 11 | 4 | 27 |
| Yanni Karlaftis | | | 1 | 3 | 1 | 5 |
| Damarjhe Lewis | | 1 | | | 2 | 3 |
| CJ Madden | | | | | 1 | 1 |
| Jeffrey M'Ba | | | | 1* | 3 | 4 |
| Jireh Ojata | /3* | 9* | 9* | 8* | 1 | 30 |
| Mo Omonode | | | 1* | 2 | 2 | 5 |
| Shitta Sillah | 1/3* | 3* | | 3* | 3 | 13 |
| Sterling Smith | | | | 1* | | 1 |
| Antonio Stevens | | | | | 2 | 2 |
| Dillon Thieneman | | | | 2 | 3 | 5 |
| Salim Turner-Muhammad | 1* | | | | | 1 |

Games with Multiple Tackles for Loss

| Player | 19/20 | 21 | 22 | 23 | 24 | Total |
|----------------|-------|----|----|----|----|-------|
| Will Heldt | | | | | 2 | 2 |
| Kydran Jenkins | | 2 | 2 | 2 | 3 | 9 |
| Damarjhe Lewis | | | | | 1 | 1 |
| Jireh Ojata | /2* | 4* | 4* | 6* | | 16 |
| Mo Omonode | | | | 1 | | 1 |

Games with Multiple Tackles for Loss (contd.)

| Player | 19/20 | 21 | 22 | 23 | 24 | Total |
|---------------|-------|----|----|----|----|-------|
| Shitta Sillah | 1*/ | 1* | | | 1 | 3 |

Games with a Sack (including half sacks)

| Player | 19/20 | 21 | 22 | 23 | 24 | Total |
|------------------|-------|----|----|----|----|-------|
| Winston Berglund | | | | | 1 | 1 |
| Cole Brevard | | | | 1 | | 1 |
| Markevious Brown | | | | 1 | | 1 |
| Jamarius Dinkins | | | 1* | | | 1 |
| Nyland Green | | | | | 1 | 1 |
| Kydran Jenkins | | 5 | 4 | 7 | 4 | 20 |
| Will Heldt | | | | | 4 | 4 |
| Yanni Karlaftis | | | 1 | 3 | | 4 |
| Jeffrey M'Ba | | | 1* | 1 | | 2 |
| Jireh Ojata | /2* | 9* | 6* | 6* | 1 | 24 |
| Mo Omonode | | | 1 | 2 | 1 | 4 |
| Shitta Sillah | 1/3* | 1* | | 2* | 1 | 8 |
| Dillon Thieneman | | | | | 1 | 1 |

Games with Multiple Sacks

| Player | 19/20 | 21 | 22 | 23 | 24 | Total |
|----------------|-------|----|----|----|----|-------|
| Kydran Jenkins | | | 1 | 1 | 2 | 4 |
| Will Heldt | | | | | 2 | 2 |
| Jireh Ojata | | 4* | 3* | 4* | | 11 |
| Mo Omonode | | | | 1 | | 1 |

Games with an Interception

| Player | 19/20 | 21 | 22 | 23 | 24 | Total |
|--------------------|-------|----|----|----|----|-------|
| Botros Alisandro | | | | 1 | | 1 |
| Kyndrich Breedlove | | | | | 3 | 3 |
| Shitta Sillah | /1* | | | | | 1 |
| Dillon Thieneman | | | | 5 | | 5 |

* At a previous school



PASSING CAREER HIGHS *AT PREVIOUS SCHOOL

| PLAYER | COMPLETIONS | ATTEMPTS | TOUCHDOWNS | YARDS | LONG |
|------------------|------------------------------|------------------------------|-------------------------------|-------------------------------|-------------------------------|
| Hudson Card | 32, vs. Syracuse, 9/16/23 | 46, vs. Syracuse, 9/16/23 | 4, vs. Indiana State, 8/31/24 | 323, vs. Syracuse, 9/16/23 | 84, vs. Fresno State, 9/2/23 |
| Ryan Browne | 18, at Illinois, 10/12/24 | 26, at Illinois, 10/12/24 | 3, at Illinois, 10/12/24 | 297, at Illinois, 10/12/24 | 62, at Illinois, 10/12/24 |
| Bennett Meredith | 5, at Northwestern, 11/18/23 | 7, at Northwestern, 11/18/23 | - | 36, at Northwestern, 11/18/23 | 21, at Northwestern, 11/18/23 |

RUSHING CAREER HIGHS *AT PREVIOUS SCHOOL

| PLAYER | ATTEMPTS | YARDS | TOUCHDOWNS | LONG |
|---------------------|---------------------------------|--------------------------------|-----------------------------------|--------------------------------|
| Arhmad Branch | 1, at Illinois, 10/12/24 | 3, at Illinois, 10/12/24 | 1, at Illinois, 10/12/24 | 3, at Illinois, 10/12/24 |
| Ryan Browne | 21, at Northwestern, 11/18/23 | 118, at Illinois, 10/12/24 | - | 23, vs. Oregon, 10/18/24 |
| Hudson Card | 13, vs. Wisconsin, 9/22/23 | 97, vs. Indiana, 11/25/23 | 1, 5x last vs. Indiana, 11/25/23 | 32, vs. UTA, 9/17/22* |
| Elijah Jackson | 3, vs. Indiana State, 8/31/24 | 83, vs. Indiana State, 8/31/24 | 1, vs. Indiana State, 8/31/24 | 69, vs. Indiana State, 8/31/24 |
| Reggie Love III | 24, vs. Indiana, 11/11/23* | 140, vs. Indiana, 11/11/23* | 2, vs. Indiana, 11/11/23* | 61, vs. FAU, 9/23/23* |
| Jaheim Merriweather | 4, vs. Indiana State, 8/31/24 | 35, at Wisconsin, 10/5/24 | 1, vs. Indiana State, 8/31/24 | 35, at Wisconsin, 10/5/24 |
| Devin Mockobee | 30, vs. Nebraska, 10/15/22 | 178, vs. Nebraska, 10/15/22 | 1, 17x last at Illinois, 10/12/24 | 68, at Minnesota, 10/1/22 |
| Bennett Meredith | 4, at Northwestern, 11/18/23 | 7, at Northwestern, 11/18/23 | - | 11, at Northwestern, 11/18/23 |
| De'Nylon Morrisette | 1, 2x last vs. Oregon, 10/18/24 | 11, vs. Oregon, 10/18/24 | - | 11, vs. Oregon, 10/18/24 |
| Shamar Rigby | 1, vs. Oregon, 10/18/24 | 5, vs. Oregon, 10/18/24 | - | 5, vs. Oregon, 10/18/24 |
| CJ Smith | 1, vs. Ball State, 9/9/23* | 4, vs. Ball State, 9/9/23* | - | 4, vs. Ball State, 9/9/23* |

RECEIVING CAREER HIGHS *AT PREVIOUS SCHOOL

| PLAYER | RECEPTIONS | YARDS | TOUCHDOWNS | LONG |
|---------------------|-------------------------------------|------------------------------------|-------------------------------------|------------------------------------|
| Drew Biber | 3, 2x last vs. Nebraska, 9/28/24 | 24, vs. Nebraska, 9/28/24 | - | 22, at Illinois, 10/12/24 |
| George Burhenn | 5, vs. Indiana, 11/25/23 | 74, vs. Indiana, 11/25/23 | 1, vs. Indiana, 11/25/23 | 46, vs. Indiana, 11/25/23 |
| Kam Brown | 5, 2x last vs. Washington, 9/30/22* | 115, vs. Pitt, 12/30/22* | 1, 6 times* | 67, vs. N.C. Central, 9/16/23* |
| Jayden Dixon-Veal | 4, 2x last at Michigan, 11/4/23 | 38, at Nebraska, 10/28/23 | 1, at Nebraska, 10/28/23 | 29, at Nebraska, 10/28/23 |
| Jahmal Edrine | 9, at Ohio, 9/3/22* | 109, at MTSU, 11/19/22* | 2, 2x last at MTSU, 11/19/22* | 53, at Illinois, 10/12/24 |
| Ben Furtney | 1, at Maryland, 10/8/22 | 20, at Maryland, 10/8/22 | - | 20, at Maryland, 10/8/22 |
| Max Klare | 8, at Virginia Tech, 9/9/23 | 133, at Illinois, 10/12/24 | 1, 2x last at Oregon State, 9/21/24 | 62, at Illinois, 10/12/24 |
| Reggie Love III | 2, 3x last at Illinois, 10/12/24 | 14, at Iowa, 11/18/23* | - | 11, vs. FAU, 9/23/23* |
| Devin Mockobee | 6, vs. Michigan, 12/3/22 | 59, vs. Florida Atlantic, 09/24/22 | 1, 2x last at Illinois, 10/12/24 | 28, vs. Florida Atlantic, 09/24/22 |
| De'Nylon Morrisette | 2, 5x last vs. Oregon, 10/18/24 | 27, vs. Indiana State, 8/31/24 | 1, 2x last vs. Notre Dame, 9/14/24 | 19, vs. Indiana State, 8/31/24 |
| Shamar Rigby | 2, vs. Indiana State, 8/31/24 | 13, vs. Indiana State, 8/31/24 | - | 8, vs. Indiana State, 8/31/24 |
| CJ Smith | 2, UT Martin, 9/2/23* | 57, vs. UT Martin, 9/2/23* | - | 47, vs. UT Martin, 9/2/23* |
| Leland Smith | 2, 2x last at Oregon State, 9/21/24 | 47, vs. Indiana State, 8/31/24 | 1, 2x last vs. Nebraska, 9/28/24 | 31, vs. Indiana State, 8/31/24 |
| Andrew Sowinski | 4, vs. Nebraska, 10/15/22 | 34, vs. Nebraska, 10/15/22 | - | 23, vs. Michigan, 12/3/22 |
| Jaron Tibbs | 5, vs. Nebraska, 9/28/24 | 51, at Illinois, 10/12/24 | 1, 2x last at Illinois, 10/12/24 | 21, at Illinois, 10/12/24 |
| Jesse Watson | 1, vs. Indiana State, 8/31/24 | 16, vs. Indiana State, 8/31/24 | - | 16, vs. Indiana State, 8/31/24 |

KICKING/PUNTING CAREER HIGHS *AT PREVIOUS SCHOOL

| PLAYER | PUNTS | LONG | INSIDE 20 | FG MADE | LONG |
|-----------------|-----------------------------|-----------------------------|----------------------------|--------------------------------------|-----------------------------------|
| Keelan Crimmins | 10, vs. Notre Dame, 9/14/24 | 64, vs. Notre Dame, 9/14/24 | 3, vs. Notre Dame, 9/14/24 | - | - |
| Ben Freehill | - | - | - | 3, vs. Indiana, 11/25/23 | 44, vs. Indiana, 11/25/23 |
| RJ Lopez | - | - | - | 2, 2x last vs. Wash. State, 10/7/23* | 47, vs. Coastal Carolina, 9/2/23* |
| Spencer Porath | - | - | - | 2, 2x last at Illinois, 10/12/24 | 45, vs. Nebraska, 9/28/24 |

RETURNS CAREER HIGHS *AT PREVIOUS SCHOOL

| PLAYER | KICK RETURN LONG | KICK RETURN TOUCHDOWN | PUNT RETURN LONG | PUNT RETURN TOUCHDOWN |
|------------------|------------------------------------|-----------------------|--|-----------------------|
| Elijah Jackson | 33, vs. Indiana State, 8/31/24 | - | - | - |
| Reggie Love III | 30, vs. Mississippi State, 1/2/23* | - | - | - |
| Devin Mockobee | 19, vs. Ohio State, 10/14/23 | - | - | - |
| Andrew Sowinski | - | - | 14, 2x last vs. Indiana State, 8/31/24 | - |
| Dillon Thieneman | - | - | 20, at Oregon State, 9/21/24 | - |





DEFENSIVE CAREER HIGHS *AT PREVIOUS SCHOOL

| PLAYER | TACKLES | SACKS | TACKLES-FOR-LOSS | INTERCEPTIONS |
|-----------------------|--------------------------------------|--|---|-----------------------------|
| Botros Alisandro | 7, at Michigan, 11/4/23 | - | 1.0, vs. Wisconsin, 9/22/23 | 1, vs. Wisconsin, 9/22/23 |
| Joe Anderson | 4, 2x last at Illinois, 10/12/24 | - | 1.0, 2x last vs. Wisconsin, 9/22/23 | - |
| Winston Berglund | 5, vs. Nebraska, 9/28/24 | 1.0, vs. Nebraska, 9/28/24 | 1.0, 2x last at Wisconsin, 10/5/24 | - |
| Smiley Bradford | 6, vs. Oregon, 10/18/24 | - | - | - |
| Kyndrich Breedlove | 8, vs. Oregon, 10/18/24 | - | 1.0, 2x last vs. Indiana State, 8/31/24 | 2, at Wisconsin, 10/5/24 |
| Cole Brevard | 3, vs. Illinois, 9/30/23 | 1.0, at Michigan, 11/4/23 | 1.0, 6x last at Illinois, 10/12/24 | - |
| Anthony Brown | 2, vs. Notre Dame, 9/14/24 | - | - | - |
| Markevious Brown | 9, vs. Fresno State, 9/2/23 | 1.0, vs. Illinois, 9/30/23 | 1.0, 4x last at Iowa, 10/7/23 | - |
| Drake Carlson | 2, at Wisconsin, 10/5/24 | - | - | - |
| Jamarius Dinkins | 3, 4x last at Illinois, 10/12/24 | 1.0, vs. Louisville, 11/26/22* | 1.0, 2x last vs. Ball State, 9/2/23* | - |
| Tarrior Grant | 3, at Oregon State, 9/21/24 | - | - | - |
| Nyland Green | 4, 2x last at Illinois, 10/12/24 | 1.0, at Illinois, 10/12/24 | 1, at Illinois, 10/12/24 | - |
| Jamarion Harkless | 2, at Illinois, 10/12/24 | - | - | - |
| Will Heldt | 8, at Wisconsin, 10/5/24 | 2.0, vs. Indiana State, 8/31/24 | 3.0, vs. Indiana State, 8/31/24 | - |
| Ty Hudkins | 1, vs. Indiana State, 8/31/24 | - | - | - |
| Caleb Irving | 1, vs. Indiana State, 8/31/24 | - | - | - |
| Joseph Jefferson II | 10, at Oregon State, 9/21/24 | - | 1.0, at Oregon State, 9/21/24 | - |
| Kydran Jenkins | 16, at Oregon State, 9/21/24 | 2.0, 2x last at Oregon State, 9/21/24 | 4.5, at Nebraska, 10/28/23 | - |
| Yanni Karlaftis | 9, vs. Ohio State, 10/14/23 | 1.0, 2x last at Northwestern, 11/18/23 | 1.0, 3x last vs. Oregon, 10/18/24 | - |
| Demeco Kennedy | 2, at Wisconsin, 10/5/24 | - | - | - |
| Nick Levy | 1, 3x last at Wisconsin, 10/5/24 | - | - | - |
| Damarjhe Lewis | 4, vs. Indiana State, 8/31/24 | - | 2.0, vs. Indiana State, 8/31/24 | - |
| Jeffrey M'Ba | 6, vs. Indiana State, 8/31/24 | 1.0, 2x last vs. Ohio State, 10/14/23 | 1, 2x last vs. Ohio State, 10/14/23 | - |
| CJ Madden | 3, at Oregon State, 9/21/24 | - | 0.5, at Oregon State, 9/21/24 | - |
| Hudson Miller | 5, vs. Oregon, 10/18/24 | - | - | - |
| Jireh Ojata | 10, vs. Defiance, 4/17/21* | 3.0, at Defiance, 10/30/21* | 4.0, vs. Manchester, 11/4/23* | - |
| Mo Omonode | 3, 3x last at Oregon State, 9/21/24 | 1.5, at Northwestern, 11/18/23 | 2.0, at Northwestern, 11/18/23 | - |
| Derrick Rogers Jr. | 2, at Northwestern, 11/18/23 | - | - | - |
| Shitta Sillah | 7, 2x last at UMass, 9/11/21* | 1.0, 7x last vs. Notre Dame, 9/14/24 | 2.5, vs. NC State, 10/19/19* | 1, vs. Louisville, 11/28/20 |
| Trey Smith | 1, vs. Indiana State, 8/31/24 | - | - | - |
| Sterling Smith | 7, vs. Merrimack, 9/2/23* | 1.0, at Boston College, 9/9/23* | - | - |
| Joey Sumlin | 1, vs. Indiana State, 8/31/24 | - | - | - |
| Antonio Stevens | 8, vs. Notre Dame, 9/14/24 | - | 1.0, vs. Oregon, 10/18/24 | - |
| Dillon Thieneman | 14, 2x last at Oregon State, 9/21/24 | 1.0, vs. Notre Dame, 9/14/24 | 1.0, 4x last at Wisconsin, 10/5/24 | 2, vs. Indiana, 11/25/23 |
| Salim Turner-Muhammad | 5, at Washington, 12/5/20* | - | 1.0, at Washington, 12/5/20* | - |

THE LAST TIME A BOILERMAKER

| | | | |
|---|--|--|--|
| Rushed for 100 yards or more | Browne, Mockobee at Illinois, Oct. 12, 2024 (118, 102) | Had 400 or more yards total offense | Ryan Browne at Illinois, Oct. 12, 2024 (415) |
| Rushed for 150 yards or more | Devin Mockobee at Oregon State, Sept. 21, 2024 (168) | Had 500 or more yards total offense | Aidan O'Connell vs. Tennessee, Dec. 30, 2021 (525) |
| Rushed for 200 yards or more | Markell Jones vs. Indiana, Nov. 25, 2017 (217) | Had 100 yards passing and rushing | Ryan Browne at Illinois, Oct. 12, 2024 (297 p, 118 r) |
| Rushed for 250 yards or more | Mike Alstott at Indiana, Nov. 24, 1995 (265) | | |
| QB rushed for 100 or more yards | Ryan Browne at Illinois, Oct. 12, 2024 (118) | Had 150 or more all-purpose yards | Devin Mockobee at Oregon State, Sept. 21, 2024 (168) |
| Rushed 20 or more times | Ryan Browne at Northwestern, Nov. 18, 2023 (21) | Had 200 or more all-purpose yards | Tyrone Tracy Jr. at Northwestern, Nov. 18, 2023 (266) |
| Rushed 30 or more times | Devin Mockobee vs. Nebraska, Oct. 15, 2022 (30) | Had 250 or more all-purpose yards | Tyrone Tracy Jr. at Northwestern, Nov. 18, 2023 (266) |
| Rushed for three touchdowns | D.J. Knox vs. Ohio State, Oct. 20, 2018 (3) | | |
| Rushed for four or more touchdowns | Kory Sheets vs. Miami (Ohio), Sept. 9, 2006 (4) | Accounted for five touchdowns | Aidan O'Connell vs. Tennessee, Dec. 30, 2021 (5 pass) |
| Had a run of 50 yards or more | Devin Mockobee at Oregon State, Sept. 21, 2024 (63) | | |
| | | Intercepted two or more passes | Kyndrich Breedlove at Wisconsin, Oct. 5, 2024 (2) |
| Passed for 300 or more yards | Hudson Card vs. Syracuse, Sept. 16, 2023 (323) | Intercepted three or more passes | Anthony Brown vs. Nebraska, Oct. 31, 2015 (3) |
| Passed for 400 or more yards | Aidan O'Connell at Syracuse, Sept. 17, 2022 (424) | Intercepted four or more passes | Paul Beery at Wisconsin, Oct. 9, 1976 (4) |
| Passed for 500 or more yards | Aidan O'Connell vs. Tennessee, Dec. 30, 2021 (534) | Forced two or more fumbles | Dillon Thieneman at Nebraska, Oct. 28, 2023 (2) |
| Attempted 40 or more passes | Hudson Card at Iowa, Oct. 7, 2023 (40) | Recovered two or more fumbles | Cole Brevard at Nebraska, Oct. 28, 2023 (2) |
| Completed 30 or more passes | Hudson Card vs. Syracuse, Sept. 16, 2023 (32) | Recorded 10 or more tackles | Kydran Jenkins at Illinois, Oct. 12, 2024 (10) |
| Threw five or more touchdowns | Aidan O'Connell vs. Tennessee, Dec. 30, 2021 (5) | Recorded 15 or more tackles | Kydran Jenkins at Oregon State, Sept. 21, 2024 (16) |
| Completed a pass of 50 yards or more | Ryan Browne at Illinois, Oct. 12, 2024 (62) | Had two or more sacks | Kydran Jenkins at Oregon State, Sept. 21, 2024 (2) |
| Completed a pass of 75 yards or more | Hudson Card vs. Fresno State, Sept. 2, 2023 (84) | | |
| Threw three or more interceptions | Aidan O'Connell at Wisconsin, Oct. 22, 2022 (3) | Scored 10 or more points kicking | Mitchell Fineran vs. Michigan, Dec. 3 2022 (15) |
| | | Made four field goals | Mitchell Fineran vs. Michigan, Dec. 3 2022 (5) |
| Caught 10 or more passes | Abdur-Rahmaan Yaseen vs. Syracuse, Sept. 16, 2023 (10) | Made five or more field goals | Mitchell Fineran vs. Michigan, Dec. 3 2022 (5) |
| Caught 15 or more passes | Rondale Moore at Minnesota, Nov. 20, 2020 (15) | Made a field goal of 50 or more yards | J.D. Dellinger vs. TCU, Sept. 14, 2019 (53) |
| Had 100 or more yards receiving | Max Klare at Illinois, Oct. 12, 2024 (133) | Had a punt 60 or more yards | Keelan Crimmins vs. Notre Dame, Sept. 14, 2024 (64) |
| Had 150 or more yards receiving | Deion Burks vs. Fresno State, Sept. 2, 2023 (152) | Had a punt 70 or more yards | Joe Schopper at Michigan State, Oct. 27, 2018 (74) |
| Had 200 or more yards receiving | Broc Thompson vs. Tennessee, Dec. 30, 2021 (217) | Punted 10 or more times | Keelan Crimmins vs. Notre Dame, Sept. 14, 2024 (10) |
| Caught three or more touchdowns | Charlie Jones vs. Indiana State, Sept. 10, 2022 (3) | Totaled 100 or more punt return yards | Anthony Chambers vs. Penn State, Oct. 11, 2003 (149) |
| Caught a pass of 50 yards or more | Max Klare at Illinois, Oct. 12, 2024 (62) | Totaled 100+ kickoff return yards | Tyrone Tracy Jr. vs. Fresno State, Sept. 2, 2023 (144) |
| Caught a pass of 75 yards or more | Deion Burks vs. Fresno State, Sept. 2, 2023 (84) | | |



THE LAST TIME THE BOILERMAKERS

| | Purdue | Opponent |
|---|---|---|
| Had 300 or more yards rushing | at Northwestern, Nov. 18, 2023 (303) | at Oregon State, Sept. 21, 2024 (341) |
| Had 400 or more yards rushing | at Northwestern, Oct. 26, 2002 (407) | Wisconsin, Nov. 23, 2019 (403) |
| Had 50 or more rushing attempts | at Northwestern, Nov. 18, 2023 (54) | at Oregon State, Sept. 21, 2024 (57) |
| Had two players with 100 yards rushing | at Illinois, Oct. 12, 2024 Ryan Browne (118) and Devin Mockobee (102) | Notre Dame, Sept. 15, 2024 Jeremiah Love (109), Riley Leonard (100) |
| Had a player with three straight 100-yard rushing games | Zander Horvath (2019 - Indiana, 2020 - Iowa, at Illinois) | |
| Had 400 or more passing yards | at Syracuse, Sept. 17, 2022 (424) | Vanderbilt, Sept. 7, 2019 (420) |
| Had 500 or more passing yards | vs. Tennessee, Dec. 30, 2021 (534) | Never |
| Had 45 or more passing attempts | Syracuse, Sept. 16, 2023 (46) | Fresno State, Sept. 2, 2023 (45) |
| Had 30 or more passing completions | Indiana State, Aug. 31, 2024 (30) | Fresno State, Sept. 2, 2023 (32) |
| Threw four or more passing touchdowns | Indiana State, Aug. 31, 2024 (4) | Ohio State, Oct. 14, 2023 (4) |
| Threw three or more passing interceptions | at Wisconsin, Oct. 22, 2022 (3) | at Nebraska, Oct. 30, 2021 (4) |
| Had two players with 100 yards receiving | at Northwestern, Nov. 20, 2021 (Wright - 213, Bell - 101) | Ohio State, Nov. 13, 2021 (Smith-Njigba - 139, Garrett Wilson - 126) |
| Had three players with 100 yards receiving | Missouri, Sept. 15, 2018 (Rondale Moore 137, Brycen Hopkins 136 and Isaac Zico 100) | |
| Had a 200-yard passer and a 100-yard rusher | at Illinois, Oct. 12, 2024 (Ryan Browne 297 passing, Browne 118 rushing, Mockobee 102 rushing) | |
| Had a 100-yard rusher and a 100-yard receiver | at Illinois, Oct. 12, 2024 (Browne 118 rushing; Mockobee 102 rushing, Klare 133 receiving) | |
| Had 600 or more yards of total offense | Minnesota, Nov. 11, 2023 (604) | vs. Tennessee, Dec. 30, 2021 (666) |
| Ran 80 or more total plays of offense | at Iowa, Oct. 7, 2023 (80) | Fresno State, Sept. 2, 2023 (82) |
| Scored 40 or more points | at Illinois, Oct. 12, 2024 (49) | at Illinois, Oct. 12, 2024 (50) |
| Scored 50 or more points | Indiana State, Sept. 10, 2022 (56) | at Illinois, Oct. 12, 2024 (50) |
| Scored 60 or more points | at Indiana, Nov. 22, 2008 (62) | Notre Dame, Sept. 15, 2024 (66) |
| Was held scoreless | Oregon, Oct. 18, 2024 (35-0) Held opponents scoreless 181 times (173 wins) | Indiana State, Aug. 31, 2024 (49-0) Held scoreless by opponents 125 times (117 losses) |
| Did not allow a touchdown | Indiana State, Aug. 31, 2024 | Oregon, Oct. 18, 2024 |
| Did not commit a turnover | at Illinois, Oct. 12, 2024 | Nebraska, Sept. 28, 2024 |
| Committed five or more turnovers | Wisconsin, Oct. 23, 2021 (5) | Nebraska, Oct. 31, 2015 (5) |
| Intercepted four or more passes | Nebraska, Oct. 30, 2021 (4) | Northwestern, Nov. 12, 2016 (4) |
| Returned an interception for a touchdown | at Indiana, Nov. 26, 2022 (Cory Trice, 8 yards) | Nebraska, Sept. 28, 2024 (John Bullock, 29 yards) |
| Returned a fumble for a touchdown | at Illinois, Oct. 12, 2024 (Will Heldt, 16 yards) | at Minnesota, Nov. 10, 2018 |
| Recovered a fumble on a kickoff | at Nebraska, Oct. 28, 2023 (Antonio Stevens) | |
| Forced a fumble on the opening kickoff | at Nebraska, Oct. 28, 2023 (Anthony Brown) | |
| Held opponent to 50 or fewer rushing yards | at Virginia Tech, Sept. 9, 2023 (11) | Nebraska, Sept. 28, 2024 (50) |
| Held opponent to 100 or fewer passing yards | Indiana State, Aug. 31, 2024 (50) | Oregon, Oct. 18, 2024 (93) |
| Held opponent to 200 or fewer yards of total offense | Indiana State, Aug. 31, 2024 (154) | Notre Dame, Sept. 15, 2024 (162) |
| Scored a safety | Rutgers, Nov. 28, 2020 (Branson Deen) | Northwestern, Nov. 9, 2019 |
| Recorded five or more sacks | at Illinois, Oct. 12, 2024 (5) | at Iowa, Oct. 7, 2023 (6) |
| Stopped a two-point conversion | at Maryland, Oct. 8, 2022 | at Illinois, Oct. 12, 2024 |
| Returned a kickoff for a touchdown | Fresno State, Sept. 2, 2023 (Tyrone Tracy Jr., 98 yards) | Rutgers, Nov. 28, 2020 (Aron Cruickshank, 100 yards) |
| Returned a punt for a touchdown | Northern Illinois, Sept. 19, 2009 (Aaron Valentin, 62 yards) | Michigan, Nov. 1, 2008 (Martavious Odoms, 73 yards) |
| Returned a blocked punt for a touchdown | Northern Colorado, Sept. 6, 2008 (Mike Conway, 11 yards) | Virginia Tech, Sept. 19, 2015 (Anthony Shegog, 15 yards) |
| Blocked a punt | Indiana State, Aug. 31, 2024 (Leland Smith) | Northwestern, Nov. 19, 2022 (Anthony Tyus III) |
| Blocked a field goal | Nebraska, Sept. 28, 2024 (2x, Damarjhe Lewis, Joe Anderson) | at Nebraska, Oct. 28, 2023 (Elijah Jeudy) |
| Blocked a PAT kick | at Maryland, Oct. 8, 2022 (Cam Allen) | Illinois, Sept. 30, 2023 (Jer'Zhan Newton) |
| Missed a PAT kick | Syracuse, Sept. 16, 2023 (Ben Freehill) | Ohio State, Oct. 14, 2023 (Jayden Fielding) |
| Scored a 2-point conversion | at Illinois, Oct. 12, 2024 (Jahmal Edrine pass from Ryan Browne) | Wisconsin, Sept. 22, 2023 (W. Pauling pass to T. Mordecai) |
| Did not punt | Nevada, Sept. 24, 2016 | at Wisconsin, Nov. 23, 2019 |
| Recovered an onside kick (as kicking team) | at Illinois, Oct. 12, 2024 | |
| Had 30 or more first downs | Nebraska, Oct. 15, 2022 (38) | vs. Tennessee, Dec. 30, 2021 (31) |
| Had 35 or more minutes of possession time | at Iowa, Oct. 7, 2023 (35:28) | at Oregon State, Sept. 21, 2024 (40:15) |
| Was involved in an overtime game | at Illinois, Oct. 12, 2024 (49-50) | |





SEASON HIGHS BY PURDUE AND OPPONENTS

PURDUE INDIVIDUAL SEASON HIGHS

| | |
|---------------------|--|
| RUSHES | 17 Ryan Browne at Ohio State (10/12/2024) |
| YARDS RUSHING | 168 Devin Mockobee at Oregon State (09/21/2024) |
| TD RUSHES | 1 Arhmad Branch at Illinois (10/12/2024) |
| | 1 Elijah Jackson vs. Indiana State (08/31/2024) |
| | 1 Reggie Love III vs. Indiana State (08/31/2024) |
| | 1 Reggie Love III at Oregon State (09/21/2024) |
| | 1 Jaheim Merriweather vs. Indiana State (08/31/2024) |
| | 1 Devin Mockobee at Oregon State (09/21/2024) |
| | 1 Devin Mockobee at Illinois (10/12/2024) |
| LONG RUSH | 69 Elijah Jackson vs. Indiana State (08/31/2024) |
| PASS ATTEMPTS | 26 Ryan Browne at Illinois (10/12/2024) |
| PASS COMPLETIONS | 24 Hudson Card vs. Indiana State (08/31/2024) |
| YARDS PASSING | 297 Ryan Browne at Illinois (10/12/2024) |
| TD PASSES | 4 Hudson Card vs. Indiana State (08/31/2024) |
| LONG PASS | 62 Ryan Browne at Illinois (10/12/2024) |
| RECEPTIONS | 6 Max Klare at Illinois (10/12/2024) |
| YARDS RECEIVING | 133 Max Klare at Illinois (10/12/2024) |
| TD RECEPTIONS | 1 Jahmeil Edrine at Illinois (10/12/2024) |
| | 1 Max Klare (2x, vs. Indiana State and at Oregon State) |
| | 1 Devin Mockobee at Illinois (10/12/2024) |
| | 1 De'Nylon Morrisette (2x, vs. Indiana State and Notre Dame) |
| | 1 Leland Smith (2x, vs. Indiana State and Nebraska) |
| | 1 Jaron Tibbs (2x, vs. Indiana State and at Illinois) |
| LONG RECEPTION | 62 Max Klare at Illinois (10/12/2024) |
| FIELD GOALS | 2 Spencer Porath (2x, at Wisconsin and Illinois) |
| LONG FIELD GOAL | 45 Spencer Porath vs. Nebraska (09/28/2024) |
| PUNTS | 10 Keelan Crimmins vs. Notre Dame (09/14/2024) |
| PUNTING AVG | 48.5 Keelan Crimmins at Illinois (10/12/2024) |
| LONG PUNT | 64 Keelan Crimmins vs. Notre Dame (09/14/2024) |
| PUNTS INSIDE 20 | 3 Keelan Crimmins vs. Notre Dame (09/14/2024) |
| LONG PUNT RETURN | 20 Dillon Thieneman at Oregon State (09/21/2024) |
| LONG KICKOFF RETURN | 33 Elijah Jackson vs. Indiana State (08/31/2024) |
| TACKLES | 16 Kydran Jenkins at Oregon State (09/21/2024) |
| SACKS | 2 Will Heldt vs. Indiana State (08/31/2024) |
| | 2 Kydran Jenkins at Oregon State (09/21/2024) |
| TACKLES FOR LOSS | 3 Will Heldt vs. Indiana State (08/31/2024) |
| | 3 Kydran Jenkins at Oregon State (09/21/2024) |

PURDUE TEAM SEASON HIGHS

| | |
|------------------|------------------------------------|
| RUSHES | 40 vs. Oregon (10/18/2024) |
| YARDS RUSHING | 263 at Oregon State (09/21/2024) |
| YARDS PER RUSH | 8.8 at Oregon State (09/21/2024) |
| TD RUSHES | 3 vs. Indiana State (08/31/2024) |
| PASS ATTEMPTS | 35 vs. Indiana State (08/31/2024) |
| PASS COMPLETIONS | 30 vs. Indiana State (08/31/2024) |
| YARDS PASSING | 335 vs. Indiana State (08/31/2024) |
| YARDS PER PASS | 11.4 at Illinois (10/12/2024) |
| TD PASSES | 4 vs. Indiana State (08/31/2024) |
| TOTAL PLAYS | 66 vs. Indiana State (08/31/2024) |
| TOTAL OFFENSE | 583 vs. Indiana State (08/31/2024) |
| YARDS PER PLAY | 9.2 at Illinois (10/12/2024) |
| POINTS | 49 vs. Indiana State (08/31/2024) |
| | 49 at Illinois (10/12/2024) |
| SACKS BY | 5 at Illinois (10/12/2024) |
| FIRST DOWNS | 26 vs. Indiana State (08/31/2024) |
| PENALTIES | 13 vs. Nebraska (09/28/2024) |
| PENALTY YARDS | 165 vs. Nebraska (09/28/2024) |
| TURNOVERS | 2 vs. Notre Dame (09/14/2024) |
| | 2 at Oregon State (09/21/2024) |
| | 2 vs. Oregon (10/18/2024) |
| PUNTS | 10 vs. Notre Dame (09/14/2024) |
| PUNTING AVG | 48.5 at Illinois (10/12/2024) |
| LONG PUNT | 64 vs. Notre Dame (09/14/2024) |
| PUNTS INSIDE 20 | 3 vs. Notre Dame (09/14/2024) |
| LONG PUNT RETURN | 20 at Oregon State (09/21/2024) |

OPPONENT INDIVIDUAL SEASON HIGHS

| | |
|---------------------|---|
| RUSHES | 22 Jam Griffin at Oregon State (09/21/2024) |
| YARDS RUSHING | 137 Jam Griffin at Oregon State (09/21/2024) |
| TD RUSHES | 3 Riley Leonard vs. Notre Dame (09/14/2024) |
| | 3 Tawee Walker at Wisconsin (10/05/2024) |
| LONG RUSH | 70 Jadarion Price vs. Notre Dame (09/14/2024) |
| PASS ATTEMPTS | 34 Luke Altmyer at Illinois (10/12/2024) |
| PASS COMPLETIONS | 21 Dillon Gabriel vs. Oregon (10/18/2024) |
| YARDS PASSING | 379 Luke Altmyer at Illinois (10/12/2024) |
| TD PASSES | 3 Braedyn Locke at Wisconsin (10/05/2024) |
| | 3 Luke Altmyer at Illinois (10/12/2024) |
| LONG PASS | 69 Braedyn Locke at Wisconsin (10/05/2024) |
| RECEPTIONS | 7 Tez Johnson vs. Oregon (10/18/2024) |
| YARDS RECEIVING | 134 Trech Kekahuna at Wisconsin (10/05/2024) |
| TD RECEPTIONS | 2 Trech Kekahuna at Wisconsin (10/05/2024) |
| LONG RECEPTION | 69 Trech Kekahuna at Wisconsin (10/05/2024) |
| FIELD GOALS | 3 David Olano at Illinois (10/12/2024) |
| LONG FIELD GOAL | 49 David Olano at Illinois (10/12/2024) |
| PUNTS | 9 Harry Traum vs. Indiana State (08/31/2024) |
| PUNTING AVG | 53.0 Josh Green at Oregon State (09/21/2024) |
| LONG PUNT | 57 Josh Green at Oregon State (09/21/2024) |
| PUNTS INSIDE 20 | 2 Brian Buschini vs. Nebraska (09/28/2024) |
| LONG PUNT RETURN | 24 Hank Beatty at Illinois (10/12/2024) |
| LONG KICKOFF RETURN | 30 Rashad Rochelle vs. Indiana State (08/31/2024) |
| | 30 Zachary Card at Oregon State (09/21/2024) |
| TACKLES | 14 Garret Ollendieck vs. Indiana State (08/31/2024) |
| SACKS | 2 James Williams vs. Nebraska (09/28/2024) |
| TACKLES FOR LOSS | 2 Boubacar Traore vs. Notre Dame (09/14/2024) |
| | 2 James Williams vs. Nebraska (09/28/2024) |
| | 2 Jake Chaney at Wisconsin (10/05/2024) |
| | 2 Devon Jackson vs. Oregon (10/18/2024) |
| | 2 Matayo Uigalelei vs. Oregon (10/18/2024) |
| INTERCEPTIONS | 1 Boubacar Traore vs. Notre Dame (09/14/2024) |
| | 1 Kyngstonn Viliamu-Asa vs. Notre Dame (09/14/2024) |
| | 1 Zakai Saez at Oregon State (09/21/2024) |
| | 1 John Bullock vs. Nebraska (09/28/2024) |

OPPONENT TEAM SEASON HIGHS

| | |
|------------------|-----------------------------------|
| RUSHES | 57 at Oregon State (09/21/2024) |
| YARDS RUSHING | 362 vs. Notre Dame (09/14/2024) |
| YARDS PER RUSH | 8.2 vs. Notre Dame (09/14/2024) |
| TD RUSHES | 6 vs. Notre Dame (09/14/2024) |
| PASS ATTEMPTS | 34 at Illinois (10/12/2024) |
| PASS COMPLETIONS | 21 at Wisconsin (10/05/2024) |
| YARDS PASSING | 379 at Illinois (10/12/2024) |
| YARDS PER PASS | 11.3 at Wisconsin (10/05/2024) |
| TD PASSES | 3 at Wisconsin (10/05/2024) |
| | 3 at Illinois (10/12/2024) |
| TOTAL PLAYS | 75 at Oregon State (09/21/2024) |
| TOTAL OFFENSE | 589 at Wisconsin (10/05/2024) |
| YARDS PER PLAY | 8.3 vs. Notre Dame (09/14/2024) |
| POINTS | 66 vs. Notre Dame (09/14/2024) |
| SACKS BY | 5 vs. Nebraska (09/28/2024) |
| FIRST DOWNS | 28 at Wisconsin (10/05/2024) |
| | 28 at Illinois (10/12/2024) |
| PENALTIES | 11 vs. Nebraska (09/28/2024) |
| PENALTY YARDS | 94 vs. Nebraska (09/28/2024) |
| TURNOVERS | 2 at Wisconsin (10/05/2024) |
| PUNTS | 10 vs. Indiana State (08/31/2024) |
| PUNTING AVG | 53.0 at Oregon State (09/21/2024) |
| LONG PUNT | 57 at Oregon State (09/21/2024) |
| PUNTS INSIDE 20 | 2 vs. Nebraska (09/28/2024) |
| LONG PUNT RETURN | 11 vs. Notre Dame (09/14/2024) |



GAME 1

49 PURDUE
0 INDIANA STATEAug. 31, 2024
ROSS-ADE STADIUM • WEST LAFAYETTE, IND.

In front of Ross-Ade Stadium's largest crowd (59,488) for a season opener since 2005, the Boilermakers steamrolled to a 49-0 victory over Indiana State.

Senior quarterback Hudson Card tied the all-time FBS record for completion percentage (minimum 20 completions), completing 24 of 25 passes (96%). He threw for 273 yards and a career-high four touchdowns before being pulled near the end of the third quarter once the game was already in hand.

The Purdue offense posted its highest passing output of the Ryan Walters era so far, totaling 335 yards and four touchdowns, with 12 different players catching a pass. Seven different Boilermakers scored a touchdown for the first time since Sept. 15, 2012 vs. Eastern Michigan.

Tight end Max Klare led the aerial attack with a career-high 71 receiving yards and his first career touchdown, a nine-yard dot from Card on 3rd-and-Goal for the team's first score of 2024.

The Purdue rushing attack combined for 31 carries for 248 yards (8.0 average) and three touchdowns, with junior running back Devin Mockobee leading the way on 11 carries for 89 yards.

The Boilermaker defense made life difficult for the Sycamores all afternoon, holding both phases of the offense in check. Purdue forced six three-and-outs, facing the minimum 12 offensive plays in Indiana State's first four drives.

Purdue gave up just 50 yards on five passes, the lowest total allowed in a game since 2019 and the fifth time since 1996 that the Boilermakers allowed 50 passing yards or fewer. The rushing defense was stout as well, allowing 104 yards on 53 carries, just 2.4 yards per attempt.

Will Heldt and Antonio Stevens tied for the team lead with seven tackles, career highs for both players.

GAME 1 BOX SCORE

| | | | | | |
|-----------------|---|-------|----|----|----|
| Indiana State | 0 | 0 | 0 | 0 | 0 |
| Purdue | 7 | 14 | 14 | 14 | 49 |
| Scoring Summary | | | | | |
| Qtr. | Play | Score | | | |
| 1st | PUR - #86 M.Klare 9 yd pass from #1 H.Card (kick) | 7-0 | | | |
| 2nd | PUR - #13 J.Tibbs 8 yd pass from #1 H.Card (kick) | 14-0 | | | |
| 2nd | PUR - #8 D.Morrisette 8 yd pass from #1 H.Card (kick) | 21-0 | | | |
| 3rd | PUR - #23 R.Love 6 yd rush (kick) | 28-0 | | | |
| 3rd | PUR - #12 L.Smith 31 yd pass from #1 H.Card (kick) | 35-0 | | | |
| 4th | PUR - #33 E.Jackson 69 yd rush (kick) | 42-0 | | | |
| 4th | PUR - #3 J.Merriweather 4 yd rush (kick) | 49-0 | | | |

| Team Statistics | PUR | ISU |
|-----------------|-----|-----|
| FIRST DOWNS | 26 | 11 |
| RUSHING YARDS | 248 | 104 |
| PASSING YARDS | 335 | 50 |
| TOTAL OFFENSE | 583 | 154 |

CAPTAINS: Hudson Card, Gus Hartwig, Kydran Jenkins, Mo Omonode

COIN TOSS: Purdue won the toss, deferred to second half

RUSHING: Devin Mockobee - 11 att, 89 yds

PASSING: Hudson Card - 24 comp, 25 att (96%), 273 yds, 4 TDs

RECEIVING: Max Klare - 5 rec, 71 yds, 1 TD

TACKLES: Will Heldt, Antonio Stevens - 7 tkl

TACKLES-for-LOSS: Will Heldt - 3 TFLs

SACKS: Will Heldt - 2 sacks

INTERCEPTIONS: none

GAME 2

66 NOTRE DAME
7 PURDUESept. 14, 2024
ROSS-ADE STADIUM • WEST LAFAYETTE, IND.

Purdue dropped a 66-7 decision to No. 18 Notre Dame on Saturday afternoon at Ross-Ade Stadium.

Senior running back Reggie Love III led the rushing attack, logging 10 carries for 61 yards and a 6.1 average against a stout Notre Dame defense.

Quarterback Hudson Card completed 11-of-24 passes for 124 yards and a touchdown. After a tough first half, he got the Boilers moving down the field with a 52-yard pass to Kam Brown in the third quarter.

Two plays later, Card tossed a five-yard touchdown to DeNylon Morrisette, scoring the Boilermakers' only points of the afternoon. It was Morrisette's second score of the season.

Leading the team in catches again was Max Klare, who recorded three receptions for 36 yards.

On defense, sophomore Dillon Thieneman was Purdue's leading tackler for the ninth time in his young career, finishing with nine stops (six solos) and his first sack of the season.

Shitta Sillah notched his first sack as a Boilermaker, dropping quarterback Steve Angeli for a 10-yard loss in the third quarter. Will Heldt and Kydran Jenkins also combined for a sack in the fourth quarter.

Punter Keelan Crimmins averaged 47.3 yards per kick on his 10 reps Saturday with two balls over 50 yards, a long of 64, and three inside the 20-yard line.

Notre Dame built up a 42-0 lead at the break and led by 49 before Purdue got on the board with Morrisette's touchdown grab with 9:33 to play in the third.

GAME 2 BOX SCORE

| | | | | | |
|-----------------|---|-------|----|----|----|
| Notre Dame | 14 | 28 | 10 | 14 | 66 |
| Purdue | 0 | 0 | 7 | 0 | 7 |
| Scoring Summary | | | | | |
| Qtr. | Play | Score | | | |
| 1st | ND - #4 J.Love 48 yd rush (kick) | 0-7 | | | |
| 1st | ND - #13 R.Leonard 3 yd rush (kick) | 0-14 | | | |
| 2nd | ND - #13 R.Leonard 34 yd rush (kick) | 0-21 | | | |
| 2nd | ND - #13 R.Leonard 13 yd rush (kick) | 0-28 | | | |
| 2nd | ND - #5 B.Traore 34 yd interception return (kick) | 0-35 | | | |
| 2nd | ND - #24 J.Price 70 yd rush (kick) | 0-42 | | | |
| 3rd | ND - #87 C.Flanagan 28 yd pass from #18 S.Angeli (kick) | 0-49 | | | |
| 3rd | PUR - #8 D.Morrisette 5 yd pass from #1 H.Card (kick) | 7-49 | | | |
| 3rd | ND - #98 M.Jeter 42 yd FG | 7-52 | | | |
| 4th | ND - #84 K.Bauman 8 yd pass from #18 S.Angeli (kick) | 7-59 | | | |
| 4th | ND - #8 K.Minchey 5 yd rush (kick) | 7-66 | | | |

| Team Statistics | PUR | ND |
|-----------------|-----|-----|
| FIRST DOWNS | 6 | 27 |
| RUSHING YARDS | 38 | 362 |
| PASSING YARDS | 124 | 216 |
| TOTAL OFFENSE | 162 | 578 |

CAPTAINS: Hudson Card, Jahmal Edrine, Will Heldt, Dillon Thieneman

COIN TOSS: Purdue won the toss, deferred to second half

RUSHING: Reggie Love III - 10 att, 61 yds

PASSING: Hudson Card - 11 comp, 24 att (45.8%), 124 yds, 1 TD

RECEIVING: Kam Brown - 1 rec, 52 yds

TACKLES: Dillon Thieneman - 9 tkl

TACKLES-for-LOSS: Damarjhe Lewis, Shitta Sillah, Dillon Thieneman - 1

SACKS: Shitta Sillah, Dillon Thieneman - 1 sack

INTERCEPTIONS: none

GAME 3

38 OREGON STATE
21 PURDUESept. 21, 2024
RESER STADIUM • CORVALLIS, ORE.

Purdue dropped its first road game of the season, falling 38-21 at Oregon State.

Running back Devin Mockobee eclipsed 2,000 career rushing yards. He gained 100 yards for the first time this season and the seventh time in his career, finishing with 168 yards on 16 carries for a 10.5-yard average and a touchdown.

The junior led the backfield as Purdue posted its highest rushing output (263 yards) since combining for 303 yards on the ground at Northwestern on Nov. 18, 2023.

Early Purdue turnovers spelled trouble after a promising defensive start, when the Boilers turned the Beavers over on downs just four plays into the game. The offense took the ball at the Oregon State 28-yard line and had three carries for 17 yards before a lost fumble spoiled a red zone trip.

On the next offensive possession, Hudson Card's pass to the flat took an unfortunate bounce off the leg of his target and was picked off and returned for a touchdown by the Beavers' defense.

On a two-play, 47-yard drive, Max Klare hauled in a 32-yard heave from Card for Purdue's first score, cutting the Beavers' lead in half.

The score was 24-7 before Purdue answered again in the fourth quarter, when Reggie Love III capped a 7-play, 75-yard drive with his second touchdown of the season.

After another Oregon State score, Mockobee broke free for a 63-yard gain, the longest run of the night. It set up his three-yard touchdown two plays later, making the tally 31-21, Beavers.

Purdue ultimately gave up one more touchdown and fell to 1-2 on the season.

GAME 3 BOX SCORE

| | | | | | |
|-----------------|--|-------|---|----|----|
| Purdue | 0 | 7 | 0 | 14 | 21 |
| Oregon State | 7 | 10 | 7 | 14 | 38 |
| Scoring Summary | | | | | |
| Qtr. | Play | Score | | | |
| 1st | OSU - #10 J.Saez 20 yd interception return (kick) | 0-7 | | | |
| 2nd | OSU - #0 A.Hankerson 1 yd rush (kick) | 0-14 | | | |
| 2nd | PUR - #86 M.Klare 32 yd pass from #1 H.Card (kick) | 7-14 | | | |
| 2nd | OSU - #35 E.Hayes 29 yd FG | 7-17 | | | |
| 3rd | OSU - #12 Z.Card 26 yd rush (kick) | 7-24 | | | |
| 4th | PUR - #23 R.Love 2 yd rush (kick) | 14-24 | | | |
| 4th | OSU - #8 J.Griffin 14 yd rush (kick) | 14-31 | | | |
| 4th | PUR - #45 D.Mockobee 3 yd rush (kick) | 21-31 | | | |
| 4th | OSU - #0 A.Hankerson 12 yd rush (kick) | 21-38 | | | |

| Team Statistics | PUR | OSU |
|-----------------|-----|-----|
| FIRST DOWNS | 13 | 25 |
| RUSHING YARDS | 263 | 341 |
| PASSING YARDS | 56 | 104 |
| TOTAL OFFENSE | 319 | 445 |

CAPTAINS: Hudson Card, Jeffrey M'ba, Marcus Mbow, Antonio Stevens

COIN TOSS: Purdue won the toss, deferred to second half

RUSHING: Devin Mockobee - 16 att, 168 yds, 1 TD

PASSING: Hudson Card - 7 comp, 17 att (41.2%), 1 TD

RECEIVING: Max Klare - 2 rec, 46 yds

TACKLES: Kydran Jenkins - 16 tkl

TACKLES-for-LOSS: Kydran Jenkins - 3 TFLs

SACKS: Kydran Jenkins - 2 sacks

INTERCEPTIONS: none





| |
|---|
| GAME 4 |
| 28 NEBRASKA |
| 10 PURDUE |
| Sept. 28, 2024 |
| ROSS-ADE STADIUM • WEST LAFAYETTE, IND. |

Purdue fell in a 28-10 defeat to Nebraska on homecoming at Ross-Ade Stadium.

After a penalty-plagued first half by both teams, the score remained tied at zero at the break. It was the first 0-0 halftime score in a Purdue game since Sept. 25, 1993, against Notre Dame.


The Boilermaker defense and special teams collectively starred in the first half, bowing up to make six stops in their own territory. The Cornhuskers were held to three punts and three field goal attempts. All three field goal attempts were missed, with the Boilers blocking two of the three. It was the first time Purdue has blocked multiple kicks in a game since Sept. 3, 2011.

After the break, Hudson Card and the offense engineered a 13-play, 55-yard drive that took 8:08 off the clock and ended with a Spencer Porath 45-yard field goal, the freshman's first field goal of his career. Nebraska answered with a scoring drive of its own, finally getting on the board near the end of the third quarter to take a lead that it would not relinquish.

Purdue's deficit quickly snowballed after what was a close, hard-fought game through three quarters. Down 28-3 late in the game, the offense found the end zone for the first time. Leland Smith high-pointed a 15-yard pass from Card, scoring his second career touchdown.

Card completed 18-of-25 passes for 174 yards and a score, good for a 135.7 passer rating. He completed 72 percent of his passes, his career-best mark in a Big Ten game. Sophomore wide receiver Jaron Tibbs was Card's top target as he finished with career highs in catches (five) and yards (46).

Joseph Jefferson II and Dillon Thieneman tied for the team lead in tackles with nine apiece.



GAME 4 BOX SCORE

| | | | | | |
|----------|---|---|---|----|----|
| Nebraska | 0 | 0 | 7 | 21 | 28 |
| Purdue | 0 | 0 | 3 | 7 | 10 |

Scoring Summary

| Qtr. | Play | Score |
|------|---|-------|
| 3rd | PUR - #35 S. Porath 45 yd FG | 0-3 |
| 3rd | NEB - #4 J.Banks 6 yd pass from #15 D.Raiola (kick) | 7-3 |
| 4th | NEB - #23 D.Dowdell 1 yd rush (kick) | 14-3 |
| 4th | NEB - #17 J.Barney Jr. 25 yd rush (kick) | 21-3 |
| 4th | NEB - #5 J.Bullock 29 yd interception return (kick) | 28-3 |
| 4th | PUR - #12 L.Smith 15 yd pass from #1 H.Card (kick) | 28-10 |

| | | |
|--|------------|------------|
| Team Statistics | PUR | NEB |
| FIRST DOWNS | 12 | 25 |
| RUSHING YARDS | 50 | 161 |
| PASSING YARDS | 174 | 257 |
| TOTAL OFFENSE | 224 | 418 |
| CAPTAINS: Hudson Card, Kydran Jenkins, Devin Mockobee, Mo Omonode | | |
| COIN TOSS: Purdue won the toss, deferred to second half | | |
| RUSHING: Devin Mockobee - 13 att, 41 yds | | |
| PASSING: Hudson Card - 18 comp, 25 att (72%), 174 yds, 1 TD | | |
| RECEIVING: Jaron Tibbs - 5 rec, 46 yds | | |
| TACKLES: Joseph Jefferson II, Dillon Thieneman - 9 tkl | | |
| TACKLES-for-LOSS: Winston Berglund, Cole Brevard - 1 TFL | | |
| SACKS: Winston Berglund - 1 sack | | |
| INTERCEPTIONS: none | | |

| |
|--------------------------------------|
| GAME 5 |
| 52 WISCONSIN |
| 6 PURDUE |
| Oct. 5, 2024 |
| CAMP RANDALL STADIUM • MADISON, WIS. |

The Purdue football team fell in a 52-6 loss to Wisconsin at Camp Randall Stadium on Saturday afternoon.

Both defenses started strong with the Boilermaker defense forcing two punts to open the game. Wisconsin scored the contest's first points after a muffed punt by the Purdue return team, a costly turnover that allowed the Badgers to get the ball at Purdue's 12-yard line.


After another Wisconsin touchdown drive that made the score 14-0, defensive back Kyndrich Breedlove picked off two passes on back-to-back drives in the second quarter. In his breakout performance, it was the junior transfer's first two career interceptions and Purdue's first takeaways of the season. It also marked the first time a Boilermaker intercepted two passes in a game since Dillon Thieneman against Indiana on Nov. 25, 2023.

The Purdue offense took advantage of the field position from the interceptions and drove to the red zone on both ensuing drives, but was ultimately held to field goals, making the score 14-6, Badgers.

Freshman kicker Spencer Porath converted each of his two field goal attempts, from 21 and 23 yards, improving his season percentage to 75% (3-of-4).

The two field goals were the Boilermakers' only scores of the afternoon, and Purdue dropped to 1-4 (0-2 BIG) on the season.

Will Heldt and Dillon Thieneman tied for the team lead with eight tackles, six solos apiece. Devin Mockobee paced the backfield with 11 carries for 45 yards (4.1 average). Hudson Card was 11-of-21 passing for 111 yards.



GAME 5 BOX SCORE

| | | | | | |
|------------------|----|---|----|----|----|
| Purdue | 0 | 6 | 0 | 0 | 6 |
| Wisconsin | 14 | 7 | 21 | 10 | 52 |

Scoring Summary

| Qtr. | Play | Score |
|------|--|-------|
| 1st | WIS - #3 T.Walker 12 yd rush (kick) | 0-7 |
| 1st | WIS - #8 V.Anthony 52 yd pass from #18 B.Locke (kick) | 0-14 |
| 2nd | PUR - #35 S.Porath 21 yd FG | 3-14 |
| 2nd | PUR - #35 S.Porath 23 yd FG | 6-14 |
| 2nd | WIS - #3 T.Walker 1 yd rush (kick) | 6-21 |
| 3rd | WIS - #2 T.Kekahuna 69 yd pass from #18 B.Locke (kick) | 6-28 |
| 3rd | WIS - #2 T.Kekahuna 25 yd pass from #18 B.Locke (kick) | 6-35 |
| 3rd | WIS - #3 T.Walker 17 yd rush (kick) | 6-42 |
| 4th | WIS - #25 C.Yacamelli 30 yd rush (kick) | 6-49 |
| 4th | WIS - #90 N.Vakos 26 yd FG | 6-52 |

| | | |
|--|------------|------------|
| Team Statistics | PUR | WIS |
| FIRST DOWNS | 10 | 28 |
| RUSHING YARDS | 99 | 228 |
| PASSING YARDS | 117 | 361 |
| TOTAL OFFENSE | 216 | 589 |
| CAPTAINS: Drew Biber, Kydran Jenkins, Marcus Mbow, Dillon Thieneman | | |
| COIN TOSS: Purdue lost the toss, Wisconsin deferred to second half | | |
| RUSHING: Devin Mockobee - 11 att, 45 yds | | |
| PASSING: Hudson Card - 11 comp, 21 att (52.4%), 111 yds | | |
| RECEIVING: Jahmal Edrine, Max Klare - 2 rec, 26 yds | | |
| TACKLES: Will Heldt, Dillon Thieneman - 8 tkl | | |
| TACKLES-for-LOSS: Berglund, Brevard, Sillah, Thieneman - 1 TFL | | |
| SACKS: none | | |
| INTERCEPTIONS: Kyndrich Breedlove - 2 INTs | | |

| |
|------------------------------------|
| GAME 6 |
| 50 ILLINOIS |
| 49 PURDUE |
| Oct. 12, 2024 |
| MEMORIAL STADIUM • CHAMPAIGN, ILL. |

After one of the most spirited comeback efforts in program history, the Purdue football team fell in a heartbreaking 50-49 overtime defeat at No. 23 Illinois on Saturday afternoon.

The Boilermakers trailed 27-3 early in the second half and 40-28 with five minutes to go before redshirt freshman Ryan Browne led the team on a pair of touchdown drives, giving Purdue the lead, 43-40, with 46 seconds to go. Illinois converted a 38-yard field goal as time expired to send the game into overtime.


After the Illini found the end zone to start overtime, the Boilermakers answered with a touchdown of their own as Arhmad Branch used his speed to beat the defenders to the pylon. With the ball in its hands, Purdue elected to go for two to win the game.

On the game's final play, Illinois brought the pressure and stopped the Boilermakers to prevent the largest comeback in Purdue history.

On a day without starting quarterback Hudson Card, Browne stepped into the signal caller role and lit up the box score, finishing 18-of-26 passing for 297 yards and three touchdowns, also garnering 118 rushing yards on 17 carries for a 6.9 average in his first career start.

Max Klare led Purdue with a career-high 133 yards on six catches. Devin Mockobee notched 102 yards on 11 carries, marking his eighth career 100-yard game.

Kydran Jenkins paced the defense with 10 tackles, six solos, 1.5 sacks and 2.5 tackles-for-loss. Will Heldt also had a career-best 1.5 sacks and 1.5 TFLs.



GAME 6 BOX SCORE

| | | | | | | |
|----------|----|----|----|----|---|----|
| Purdue | 0 | 3 | 17 | 23 | 6 | 49 |
| Illinois | 10 | 14 | 3 | 16 | 7 | 50 |

Scoring Summary

| Qtr. | Play | Score |
|------|---|-------|
| 1st | ILL - #24 D.Olano 30 yd FG | 0-3 |
| 1st | ILL - #6 J.McCray 11 yd rush (kick) | 0-10 |
| 2nd | PUR - #35 S.Porath 22 yd FG | 3-10 |
| 2nd | ILL - #4 Z.Franklin 8 yd pass from #9 L.Altmyer (kick) | 3-17 |
| 2nd | ILL - #6 J.McCray 6 yd pass from #9 L.Altmyer (kick) | 3-24 |
| 3rd | ILL - #24 D.Olano 49 yd FG | 3-27 |
| 3rd | PUR - #7 J.Edrine 53 yd pass from #15 R.Browne (kick) | 10-27 |
| 3rd | PUR - #15 W.Heldt 16 yd fumble return (kick) | 17-27 |
| 3rd | PUR - #35 S.Porath 24 yd FG | 20-27 |
| 4th | ILL - #9 L.Altmyer 13 yd rush (kick) | 20-34 |
| 4th | PUR - #13 J.Tibbs 8 yd pass from #15 R.Browne (2 pt pass) | 28-34 |
| 4th | ILL - #6 J.McCray 3 yd rush (2 pt pass failed) | 28-40 |
| 4th | PUR - #45 D.Mockobee 2 yd rush (kick) | 35-40 |
| 4th | PUR - #45 D.Mockobee 13 yd pass from #15 R.Browne (2 pt pass) | 43-40 |
| 4th | ILL - #24 D.Olano 38 yd FG | 43-43 |
| OT | ILL - #13 P.Bryant 25 yd pass from #9 L.Altmyer (kick) | 43-50 |
| OT | PUR - #6 A.Branch 3 yd rush (2 pt pass failed) | 49-50 |

Team Statistics

| | PUR | ILL |
|---------------|-----|-----|
| FIRST DOWNS | 21 | 28 |
| RUSHING YARDS | 239 | 177 |
| PASSING YARDS | 297 | 379 |
| TOTAL OFFENSE | 536 | 556 |

CAPTAINS:

Gus Hartwig, Kydran Jenkins, Reggie Love III, Dillon Thieneman

COIN TOSS:

Purdue lost the toss, Illinois deferred to second half

RUSHING:

Ryan Browne - 17 att, 118 yds

PASSING:

Ryan Browne - 18 comp, 26 att (69.2%), 297 yds

RECEIVING:

Max Klare - 6 rec, 133 yds

TACKLES:

Kydran Jenkins - 10 tkl

TACKLES-for-LOSS:

Kydran Jenkins - 2.5 TFLs

SACKS:

Kydran Jenkins, Will Heldt - 1.5 sacks

INTERCEPTIONS:

none





GAME 8 NOTES • Purdue vs. Northwestern



GAME 7

35 OREGON
0 PURDUE

Oct. 18, 2024
ROSS-ADE STADIUM • WEST LAFAYETTE, IND.

Purdue Football fell to No. 2 Oregon 35-0 at Ross-Ade Stadium on its only Friday night game of the season.

Kyndrich Breedlove recorded his third interception of the season and tied for the game lead with a career-high eight tackles, including four solos. He picked off a deep pass from Oregon quarterback Dillon Gabriel in the second quarter.

Yanni Karlaftis also totaled eight tackles, including seven solos. Mo Omonode posted his first sack of the season, and Will Heldt added his fifth of the year.

On the offensive side, Purdue (1-6, 0-4 BIG) tallied a season-high 40 rushing attempts, running for 208 yards and a 5.2 average behind Reggie Love III's 93 yards on 11 carries.

Purdue's 202 rushing yards were the second-most allowed by the second-ranked Ducks so far this season. The Boilers broke 10 runs that went for 10 yards or more on the night.

Love, the senior from St. Louis, amassed a career-best 8.5 yards per carry (min. five attempts).

Ryan Browne made his second career start, completing 9 of 19 passes for 93 yards and rushing a game-high 14 times for 48 yards.

Devin Mockobee totaled 46 yards on 10 carries, good for a 4.6 average.

Max Klare again led the Boilers in receiving with 32 yards on three catches. It was the sophomore's fifth time leading the team in receiving yardage this season.

Purdue racked up 301 yards of offense but was ultimately held scoreless on the evening.

GAME 7 BOX SCORE

| | | | | | |
|--------|----|---|---|----|----|
| Oregon | 14 | 7 | 0 | 14 | 35 |
| Purdue | 0 | 0 | 0 | 0 | 0 |

Scoring Summary

| Qtr. | Play | Score |
|------|---|-------|
| 1st | ORE - #20 J.Jordan 8 yd rush (kick) | 0-7 |
| 1st | ORE - #20 J.Jordan 1 yd rush (kick) | 0-14 |
| 2nd | ORE - #15 T.Johnson 12 yd pass from #8 D.Gabriel (kick) | 0-21 |
| 4th | ORE - #6 N.Whittington 8 yd pass from #8 D.Gabriel (kick) | 0-28 |
| 4th | ORE - #22 J.Harris 12 yd rush (kick) | 0-35 |

| Team Statistics | PUR | ORE |
|-----------------|-----|-----|
| FIRST DOWNS | 16 | 23 |
| RUSHING YARDS | 208 | 131 |
| PASSING YARDS | 93 | 290 |
| TOTAL OFFENSE | 301 | 421 |

CAPTAINS: Gus Hartwig, Kydran Jenkins, Devin Mockobee, Dillon Thieneman

COIN TOSS: Purdue lost the toss, Oregon elected to receive

RUSHING: Reggie Love III - 11 att, 93 yds

PASSING: Ryan Browne - 9 comp, 19 att (47.4%), 93 yds

RECEIVING: Max Klare - 3 rec, 32 yds

TACKLES: Kyndrich Breedlove, Yanni Karlaftis - 8 tkl

TACKLES-for-LOSS: Heldt, Karlaftis, Omonode, Stevens - 1 TFL

SACKS: Will Heldt, Mo Omonode - 1 sack

INTERCEPTIONS: Kyndrich Breedlove - 1 INT

GAME 8

- NORTHWESTERN
- PURDUE

Nov. 2, 2024
ROSS-ADE STADIUM • WEST LAFAYETTE, IND.

INSIDE THE MATCHUP

| | |
|--------------------|--|
| Record: | 53-34-1 |
| In West Lafayette: | 23-14 |
| In Evanston: | 28-20-1 |
| Neutral: | 2-0 |
| Streak: | Northwestern - 1 |
| Last Win: | Purdue 17, Northwestern 9 - Home - 11/19/2022 |
| Last Meeting: | Northwestern 23, Purdue 15 - Away - 11/18/2023 |
| First Meeting: | Northwestern 24, Purdue 6 - Home - 11/2/1895 |

LAST 10 MEETINGS

| Date | Pur/Opp Rank | Result | Purdue | Opp | Location |
|------------|--------------|--------|--------|-----|----------|
| 11/22/2014 | | L | 14 | 38 | H |
| 11/14/2015 | -24(20) | L | 14 | 21 | A |
| 11/12/2016 | | L | 17 | 45 | H |
| 11/11/2017 | -(25) | L | 13 | 23 | A |
| 8/30/2018 | | L | 27 | 31 | H |
| 11/9/2019 | | W | 24 | 22 | A |
| 11/14/2020 | -23 | L | 20 | 27 | H |
| 11/20/2021 | | W | 32 | 14 | 2 |
| 11/19/2022 | | W | 17 | 9 | H |
| 11/18/2023 | | L | 15 | 23 | A |

2 - Wrigley Field

TOP 100-YARD RUSHING GAMES VS. NORTHWESTERN (21)

233 Otis Armstrong (32) vs. Northwestern, 10/21/1972

193 Mel Gray (25) vs. Northwestern, 10/16/1982

190 Jimmy Smith (29) at Northwestern, 11/1/1980

TOP 300-YARD PASSING GAMES VS. NORTHWESTERN (8)

431 Curtis Painter (35-49) at Northwestern, 10/14/2006

423 Aidan O'Connell (29-39) vs. Northwestern, 11/20/2021

405 Drew Brees (32-50) vs. Northwestern, 9/25/1999

TOP 100-YARD RECEIVING GAMES VS. NORTHWESTERN (21)

186 Brian Alford (7) at Northwestern, 11/16/1996

184 Leroy Keyes (6) vs. Northwestern, 10/7/1967

153 Dorian Bryant (16) vs. Northwestern, 10/15/2005

GAME 8 BOX SCORE

| | | | | | |
|--------------|---|---|---|---|---|
| Northwestern | - | - | - | - | - |
| Purdue | - | - | - | - | - |

Scoring Summary

| Qtr. | Play | Score |
|------|------|-------|
|------|------|-------|

| Team Statistics | PUR | NU |
|-----------------|-----|----|
| FIRST DOWNS | - | - |
| RUSHING YARDS | - | - |
| PASSING YARDS | - | - |
| TOTAL OFFENSE | - | - |

CAPTAINS: -

COIN TOSS: -

RUSHING: -

PASSING: -

RECEIVING: -

TACKLES: -

TACKLES-for-LOSS: -

SACKS: -

INTERCEPTIONS: -

GAME 9

- OHIO STATE
- PURDUE

Nov. 9, 2024
OHIO STADIUM • COLUMBUS, OHIO

INSIDE THE MATCHUP

| | |
|--------------------|---|
| Record: | 15-41-2 |
| In West Lafayette: | 9-14 |
| In Columbus: | 5-28-2 |
| Neutral: | 0-0 |
| Streak: | Ohio State - 2 |
| Last Win: | Purdue 49, #2 Ohio State 20 - Home - 10/20/2018 |
| Last Meeting: | #3 Ohio State 41, Purdue 7 - Home - 10/14/2023 |
| First Meeting: | Ohio State 20, Purdue 0 - Away - 11/8/1919 |

LAST 10 MEETINGS

| Date | Pur/Opp Rank | Result | Purdue | Opp | Location |
|------------|--------------|--------|--------|-----|----------|
| 10/6/2007 | 23-4 | L | 7 | 23 | H |
| 10/11/2008 | -12 | L | 3 | 16 | A |
| 10/17/2009 | -7 | W | 26 | 18 | H |
| 10/23/2010 | -11 | L | 0 | 49 | A |
| 11/12/2011 | | W-O | 26 | 23 | H |
| 10/20/2012 | -7 | L-O | 22 | 29 | A |
| 11/2/2013 | -4 | L | 0 | 56 | H |
| 10/20/2018 | -2 | W | 49 | 20 | H |
| 11/13/2021 | (19)-6(4) | L | 31 | 59 | A |
| 10/14/2023 | -3(2) | L | 7 | 41 | A |

TOP 100-YARD RUSHING GAMES VS. OHIO STATE (8)

172 Harry Szulborski (23) vs. Ohio State, 10/4/1947

153 Montrell Lowe (25) at Ohio State, 10/9/1999

139 Max Schmaling (23) at Ohio State, 10/4/1952

TOP 300-YARD PASSING GAMES VS. OHIO STATE (8)

516 Scott Campbell (31-52) vs. Ohio State, 10/31/1981

497 Jim Everett (35-55) at Ohio State, 10/19/1985

455 Drew Brees (39-65) vs. Ohio State, 10/28/2000

TOP 100-YARD RECEIVING GAMES VS. OHIO STATE (18)

195 Steve Bryant (10) vs. Ohio State, 10/31/1981

190 Rodney Carter (15) at Ohio State, 10/19/1985

170 Rondale Moore (12) vs. Ohio State, 10/20/2018

GAME 9 BOX SCORE

| | | | | | |
|------------|---|---|---|---|---|
| Purdue | - | - | - | - | - |
| Ohio State | - | - | - | - | - |

Scoring Summary

| Qtr. | Play | Score |
|------|------|-------|
|------|------|-------|

| Team Statistics | PUR | OSU |
|-----------------|-----|-----|
| FIRST DOWNS | - | - |
| RUSHING YARDS | - | - |
| PASSING YARDS | - | - |
| TOTAL OFFENSE | - | - |

CAPTAINS: -

COIN TOSS: -

RUSHING: -

PASSING: -

RECEIVING: -

TACKLES: -

TACKLES-for-LOSS: -

SACKS: -

INTERCEPTIONS: -





GAME 8 NOTES • Purdue vs. Northwestern



 GAME 10

- PENN STATE

- PURDUE

Nov. 16, 2024

ROSS-ADE STADIUM • WEST LAFAYETTE, IND.


 GAME 11

- PURDUE

- MICHIGAN STATE

Nov. 22, 2024

SPARTAN STADIUM • EAST LANSING, MICH.

 GAME 12

- PURDUE

- INDIANA

Nov. 30, 2024

MEMORIAL STADIUM • BLOOMINGTON, IND.

| INSIDE THE MATCHUP | | |
|--------------------|---|--|
| Record: | 3-16-1 | |
| In West Lafayette: | 2-8 | |
| In State College: | 1-8-1 | |
| Neutral: | 0-0 | |
| Streak: | Penn State - 10 | |
| Last Win: | Purdue 20, Penn State 13 - Away - 10/9/2004 | |
| Last Meeting: | Penn State 35, Purdue 31 - Home - 9/1/2022 | |
| First Meeting: | Purdue 28, Penn State 0 - 11/3/1951 | |

| INSIDE THE MATCHUP | | |
|--------------------|--|--|
| Record: | 29-36-3 | |
| In West Lafayette: | 17-14-3 | |
| In East Lansing: | 12-22 | |
| Neutral: | 0-0 | |
| Streak: | Purdue - 1 | |
| Last Win: | Purdue 40, #3 Michigan State 29 - 11/6/2021 | |
| Last Meeting: | Purdue 40, #3 Michigan State 29 - 11/6/2021 | |
| First Meeting: | Purdue 14, Michigan State 6 - Away - 11/9/1918 | |

| INSIDE THE MATCHUP | | |
|--------------------|---|--|
| Record: | 77-42-6 | |
| In West Lafayette: | 40-23-4 | |
| In Bloomington: | 36-19-2 | |
| Neutral: | 1-0 | |
| Streak: | Purdue - 3 | |
| Last Win: | Purdue 35, Indiana 31 - Home - 11/25/2023 | |
| Last Meeting: | Purdue 35, Indiana 31 - Home - 11/25/2023 | |
| First Meeting: | Purdue 60, Indiana 0 - Home - 11/4/1891 | |

| LAST 10 MEETINGS | | | | | | |
|------------------|--------------|--------|--------|-----|----------|--|
| Date | Pur/Opp Rank | Result | Purdue | Opp | Location | |
| 10/29/2005 | -11 | L | 15 | 33 | A | |
| 10/28/2006 | | L | 0 | 12 | H | |
| 11/3/2007 | | L | 19 | 26 | A | |
| 10/4/2008 | -6 | L | 6 | 20 | H | |
| 10/15/2011 | | L | 18 | 23 | A | |
| 11/3/2012 | | L | 9 | 34 | H | |
| 11/16/2013 | | L | 21 | 45 | A | |
| 10/29/2016 | -24 | L | 24 | 62 | H | |
| 10/15/2019 | -12 | L | 7 | 35 | A | |
| 9/1/2022 | | L | 31 | 35 | H | |

| LAST 10 MEETINGS | | | | | | |
|------------------|--------------|--------|--------|-----|----------|--|
| Date | Pur/Opp Rank | Result | Purdue | Opp | Location | |
| 11/4/2006 | | W | 17 | 15 | A | |
| 11/10/2007 | | L | 31 | 48 | H | |
| 11/8/2008 | -18 | L | 7 | 21 | A | |
| 11/14/2009 | | L | 37 | 40 | H | |
| 11/20/2010 | -11 | L | 31 | 35 | A | |
| 10/19/2013 | | L | 0 | 14 | A | |
| 10/11/2014 | -8 | L | 31 | 45 | H | |
| 10/3/2015 | -2 | L | 21 | 24 | A | |
| 10/27/2018 | | L | 13 | 23 | A | |
| 11/6/2021 | -3(3) | W | 40 | 29 | H | |

| LAST 10 MEETINGS | | | | | | |
|------------------|--------------|--------|--------|-----|----------|--|
| Date | Pur/Opp Rank | Result | Purdue | Opp | Location | |
| 11/30/2013 | | L | 36 | 56 | A | |
| 11/29/2014 | | L | 16 | 23 | A | |
| 11/28/2015 | | L | 36 | 54 | H | |
| 11/26/2016 | | L | 24 | 26 | A | |
| 11/25/2017 | | W | 31 | 24 | H | |
| 11/24/2018 | | W | 28 | 21 | A | |
| 11/30/2019 | | L-O | 41 | 44 | H | |
| 11/27/2021 | | W | 44 | 7 | H | |
| 11/26/2022 | | W | 30 | 16 | H | |
| 11/25/2023 | | W | 35 | 31 | H | |

| TOP 100-YARD RUSHING GAMES VS. PENN STATE (3) | |
|---|--|
| 149 Mike Alstott (24) vs. Penn State, 10/14/1995 | |
| 149 Brandon Jones (29) vs. Penn State, 10/11/2003 | |
| 133 Edwin Watson (19) vs. Penn State, 11/15/1997 | |

| TOP 100-YARD RUSHING GAMES VS. MICHIGAN STATE (15) | |
|---|--|
| 193 Leroy Keyes (24) vs. Michigan State, 11/18/1967 | |
| 181 Mike Alstott (18) at Michigan State, 11/12/1994 | |
| 157 Markell Jones (22) at Michigan State, 10/3/2015 | |

| TOP 100-YARD RUSHING GAMES VS. INDIANA (44) | |
|---|--|
| 276 Otis Armstrong (32) vs. Indiana, 11/25/1972 (Purdue record) | |
| 264 Mike Alstott (25) vs. Indiana, 11/24/1995 | |
| 217 Markell Jones (31) vs. Indiana, 11/25/2017` | |

| TOP 300-YARD PASSING GAMES VS. PENN STATE (4) | |
|--|--|
| 379 Drew Brees (31-48) vs. Penn State, 10/23/1999 | |
| 365 Aidan O'Connell (30-59) vs. Penn State, 9/1/2022 | |
| 361 Drew Brees (39-58) at Penn State, 10/17/1998 | |

| TOP 300-YARD PASSING GAMES VS. MICHIGAN STATE (9) | |
|--|--|
| 536 Aidan O'Connell (40-54) vs. Michigan State, 11/06/2021 | |
| 509 Drew Brees (40-57) vs. Michigan State, 10/16/1999 | |
| 373 Joey Elliott (39-55) vs. Michigan State, 11/14/2009 | |

| TOP 300-YARD PASSING GAMES VS. INDIANA (9) | |
|--|--|
| 522 Kyle Orton (33-54) vs. Indiana, 11/20/2004 | |
| 485 Danny Etling (33-49) at Indiana, 11/30/2013 | |
| 448 Curtis Painter (38-54) vs. Indiana, 11/22/2008 | |

| TOP 100-YARD RECEIVING GAMES VS. PENN STATE (4) | |
|--|--|
| 153 Charlie Jones (12) vs. Penn State, 9/1/2022 | |
| 152 Vinny Sutherland (10) vs. Penn State, 10/23/1999 | |
| 126 Brian Alford (9) at Penn State, 10/12/1996 | |

| TOP 100-YARD RECEIVING GAMES VS. MICHIGAN STATE (19) | |
|--|--|
| 301 Chris Daniels (21) vs. Michigan State, 10/16/1999 (record) | |
| 217 David Bell (vs. Michigan State, 11/06/2021 (11) | |
| 172 Dave Young vs. Michigan State, 10/25/1980 (12) | |

| TOP 100-YARD RECEIVING GAMES VS. INDIANA (28) | |
|--|--|
| 209 Kyle Ingraham (11) vs. Indiana, 11/20/2004 | |
| 162 Brian Alford (5) vs. Indiana, 11/23/1996 | |
| 159 Cliff Benson (8) vs. Indiana, 11/20/1982 | |

| GAME 10 BOX SCORE | | | | | | |
|-------------------|------|-------|---|---|---|---|
| Penn State | - | - | - | - | - | - |
| Purdue | - | - | - | - | - | - |
| Scoring Summary | | | | | | |
| Qtr. | Play | Score | | | | |

| GAME 11 BOX SCORE | | | | | | |
|-------------------|------|-------|---|---|---|---|
| Purdue | - | - | - | - | - | - |
| Michigan State | - | - | - | - | - | - |
| Scoring Summary | | | | | | |
| Qtr. | Play | Score | | | | |

| GAME 12 BOX SCORE | | | | | | |
|-------------------|------|-------|---|---|---|---|
| Purdue | - | - | - | - | - | - |
| Indiana | - | - | - | - | - | - |
| Scoring Summary | | | | | | |
| Qtr. | Play | Score | | | | |

| Team Statistics | PUR | PSU |
|---------------------|-----|-----|
| FIRST DOWNS | - | - |
| RUSHING YARDS | - | - |
| PASSING YARDS | - | - |
| TOTAL OFFENSE | - | - |
| CAPTAINS: - | | |
| COIN TOSS: - | | |
| RUSHING: - | | |
| PASSING: - | | |
| RECEIVING: - | | |
| TACKLES: - | | |
| TACKLES-for-LOSS: - | | |
| SACKS: - | | |
| INTERCEPTIONS: - | | |

| Team Statistics | PUR | MSU |
|---------------------|-----|-----|
| FIRST DOWNS | - | - |
| RUSHING YARDS | - | - |
| PASSING YARDS | - | - |
| TOTAL OFFENSE | - | - |
| CAPTAINS: - | | |
| COIN TOSS: - | | |
| RUSHING: - | | |
| PASSING: - | | |
| RECEIVING: - | | |
| TACKLES: - | | |
| TACKLES-for-LOSS: - | | |
| SACKS: - | | |
| INTERCEPTIONS: - | | |

| Team Statistics | PUR | IU |
|---------------------|-----|----|
| FIRST DOWNS | - | - |
| RUSHING YARDS | - | - |
| PASSING YARDS | - | - |
| TOTAL OFFENSE | - | - |
| CAPTAINS: - | | |
| COIN TOSS: - | | |
| RUSHING: - | | |
| PASSING: - | | |
| RECEIVING: - | | |
| TACKLES: - | | |
| TACKLES-for-LOSS: - | | |
| SACKS: - | | |
| INTERCEPTIONS: - | | |



GAME 8 NOTES • Purdue vs. Northwestern



CAREER STATS (* - AT PREVIOUS SCHOOL)

#0 - Jayden Dixon-Veal (Sr. - WR - 6-0 - 190)

VEEL

| | GP | REC | YDS | TD | Long | REC/G | AVG/C | AVG/G |
|-------|----|-----|-----|----|------|-------|-------|-------|
| 2023 | 11 | 16 | 142 | 1 | 29 | 1.5 | 8.9 | 12.9 |
| 2024 | 3 | 3 | 23 | 0 | 14 | 1.0 | 7.7 | 7.7 |
| Total | 14 | 19 | 165 | 1 | 29 | 1.4 | 8.7 | 11.8 |

#0 - Jeffrey M'Ba (Sr. - DL - 6-6 - 302)

mmm-BA

| | GP | SOLO | AST | TOT | TFL | PD | FF | FR | BLK | SACK | INT |
|--------|----|------|-----|-----|------|----|----|----|-----|------|-----|
| 2022* | 9 | 3 | 3 | 6 | 1-11 | 1 | 0 | 0 | 0 | 0 | 0 |
| 2023 | 12 | 8 | 8 | 16 | 2-5 | 0 | 0 | 0 | 0 | 1 | 0 |
| 2024 | 7 | 8 | 10 | 18 | 0-0 | 0 | 0 | 0 | 0 | 0 | 0 |
| Purdue | 19 | 16 | 18 | 34 | 2-5 | 0 | 0 | 0 | 0 | 1 | 0 |
| Total | 28 | 19 | 21 | 40 | 3-16 | 0 | 1 | 0 | 0 | 2 | 0 |

#1 - Hudson Card (Sr. - QB - 6-3 - 210)

| | GP | C-A-I | YDS | TD | LG | PCT | AVG/P | AVG/G | EFFIC |
|--------|----|------------|------|----|----|------|-------|-------|-------|
| 2020* | 2 | 1-3-0 | 5 | 0 | 5 | 33.3 | 5.0 | 2.5 | 47.3 |
| 2021* | 8 | 51-83-1 | 590 | 5 | 52 | 61.4 | 11.6 | 73.8 | 138.6 |
| 2022* | 12 | 75-108-1 | 928 | 6 | 45 | 69.4 | 12.4 | 77.3 | 158.1 |
| 2023 | 11 | 215-365-8 | 2387 | 15 | 84 | 58.9 | 11.1 | 217.0 | 123.0 |
| 2024 | 5 | 71-112-4 | 738 | 7 | 52 | 63.4 | 10.4 | 147.6 | 132.2 |
| Purdue | 16 | 286-477-12 | 3125 | 22 | 84 | 60.0 | 10.9 | 195.3 | 125.2 |
| Total | 38 | 413-671-14 | 4648 | 33 | 84 | 61.5 | 11.3 | 122.3 | 131.8 |

#1 - Hudson Card (Sr. - QB - 6-3 - 210)

| | Rush | YDS | TD | Long | AVG/A | AVG/G |
|--------|------|-----|----|------|-------|-------|
| 2020* | 4 | 11 | 0 | 7 | 2.8 | 5.5 |
| 2021* | 26 | 17 | 1 | 13 | 0.7 | 2.1 |
| 2022* | 17 | 46 | 0 | 32 | 2.7 | 3.8 |
| 2023 | 93 | 203 | 5 | 25 | 2.2 | 18.5 |
| 2024 | 24 | -10 | 0 | 23 | -0.4 | -2.0 |
| Purdue | 117 | 193 | 5 | 25 | 1.6 | 12.1 |
| Total | 164 | 267 | 6 | 32 | 1.6 | 7.0 |

#2 - Nyland Lange (Jr. - DB - 6-1 - 186)

NYE-land

| | GP | SOLO | AST | TOT | TFL | PD | FF | FR | BLK | SACK | INT |
|-------|----|------|-----|-----|--------|----|----|----|-----|------|-----|
| 2021* | 3 | 1 | 1 | 2 | 0-0 | 0 | 0 | 0 | 0 | 0 | 0 |
| 2022* | 10 | 3 | 0 | 3 | 0-0 | 1 | 0 | 0 | 0 | 0 | 0 |
| 2023* | 13 | 5 | 2 | 7 | 0-5-1 | 1 | 0 | 0 | 0 | 0 | 0 |
| 2024 | 3 | 5 | 3 | 8 | 1-9 | 3 | 1 | 0 | 0 | 1 | 0 |
| Total | 29 | 14 | 6 | 20 | 1-5-10 | 5 | 1 | 0 | 0 | 1 | 0 |

#3 - Derrick Rogers Jr. (So. - DB - 6-1 - 175)

| | GP | SOLO | AST | TOT | TFL | PD | FF | FR | BLK | SACK | INT |
|-------|----|------|-----|-----|-----|----|----|----|-----|------|-----|
| 2023 | 12 | 5 | 1 | 6 | 0-0 | 3 | 0 | 0 | 0 | 0 | 0 |
| 2024 | 2 | 0 | 0 | 0 | 0-0 | 0 | 0 | 0 | 0 | 0 | 0 |
| Total | 14 | 5 | 1 | 6 | 0-0 | 3 | 0 | 0 | 0 | 0 | 0 |

#4 - Kam Brown (Sr. - WR - 6-1 - 185)

| | GP | REC | YDS | TD | Long | REC/G | AVG/C | AVG/G |
|-------|----|-----|-----|----|------|-------|-------|-------|
| 2019* | 3 | 2 | 19 | 0 | 20 | 0.7 | 9.5 | 6.3 |
| 2020* | 6 | 5 | 55 | 0 | 15 | 0.8 | 11.0 | 9.2 |
| 2021* | 12 | 17 | 247 | 2 | 39 | 1.4 | 14.5 | 20.6 |
| 2022* | 11 | 24 | 362 | 3 | 51 | 2.2 | 15.1 | 32.9 |
| 2023* | 9 | 13 | 163 | 1 | 67 | 1.4 | 12.5 | 18.1 |
| 2024 | 5 | 2 | 68 | 0 | 52 | 0.4 | 34.0 | 13.6 |
| Total | 46 | 63 | 914 | 6 | 67 | 1.4 | 14.5 | 19.9 |

#4 - Kydran Jenkins (Sr. - Rush End - 6-1 - 253)

KAY-dran

| | GP | SOLO | AST | TOT | TFL | PD | FF | FR | BLK | SACK | INT |
|-------|----|------|-----|-----|----------|----|----|----|------|------|-----|
| 2020 | 1 | 0 | 0 | 0 | 0-0 | 0 | 0 | 0 | 0 | 0 | 0 |
| 2021 | 13 | 25 | 10 | 35 | 8-47 | 1 | 0 | 0 | 0 | 5 | 0 |
| 2022 | 14 | 24 | 8 | 32 | 8-36 | 1 | 1 | 0 | 1 | 4 | 0 |
| 2023 | 12 | 40 | 17 | 57 | 15.5-80 | 1 | 2 | 0 | 7.5 | 0 | 0 |
| 2024 | 7 | 32 | 20 | 52 | 8-32 | 0 | 0 | 0 | 5 | 0 | 0 |
| Total | 47 | 121 | 55 | 176 | 39.5-195 | 3 | 2 | 1 | 21.5 | 0 | 0 |

#5 - Marcos Davila (Fr. - QB - 6-3 - 244)

mar-COES DAH-vuh-lah

| | GP | C-A-I | YDS | TD | LG | PCT | AVG/P | AVG/G | EFFIC |
|------|----|-------|-----|----|----|-----|-------|-------|-------|
| 2024 | | | | | | | | | |

#5 - Marcos Davila (Fr. - QB - 6-3 - 244)

| | Rush | YDS | TD | Long | AVG/A | AVG/G |
|------|------|-----|----|------|-------|-------|
| 2024 | | | | | | |

#6 - Smiley Bradford (Fr. - DB - 6-0 - 195)

KAY-dran

| | GP | SOLO | AST | TOT | TFL | PD | FF | FR | BLK | SACK | INT |
|------|----|------|-----|-----|-----|----|----|----|-----|------|-----|
| 2024 | 2 | 6 | 2 | 8 | 0-0 | 0 | 0 | 0 | 0 | 0 | 0 |

#6 - Arhmad Bradford (R-Fr. - WR - 6-0 - 180)

| | GP | REC | YDS | TD | Long | REC/G | AVG/C | AVG/G |
|-------|----|-----|-----|----|------|-------|-------|-------|
| 2023 | 1 | 0 | 0 | 0 | 0 | 0 | 0 | 0 |
| 2024 | 4 | 0 | 0 | 0 | 0 | 0 | 0 | 0 |
| Total | 5 | 0 | 0 | 0 | 0 | 0 | 0 | 0 |

#6 - Arhmad Bradford (R-Fr. - WR - 6-0 - 180)

| | Rush | YDS | TD | Long | AVG/A | AVG/G |
|------|------|-----|----|------|-------|-------|
| 2024 | 1 | 3 | 1 | 3 | 3.0 | 0.8 |

#7 - Jahmal Edrine (Jr. - WR - 6-3 - 215)

jah-MAL ED-ren

| | GP | REC | YDS | TD | Long | REC/G | AVG/C | AVG/G |
|-------|----|-----|-----|----|------|-------|-------|-------|
| 2021* | 2 | 1 | 9 | 0 | 9 | 0.5 | 9.0 | 4.5 |
| 2022* | 11 | 39 | 570 | 6 | 45 | 3.5 | 14.6 | 51.8 |
| 2023 | | | | | | | | |
| 2024 | 5 | 10 | 161 | 1 | 53 | 2.0 | 16.1 | 32.2 |
| Total | 18 | 50 | 740 | 7 | 53 | 2.8 | 14.8 | 41.1 |

#7 - Salim Turner-Muhammad (Sr. - DB - 6-0 - 195)

sah-LEEM

| | GP | SOLO | AST | TOT | TFL | PD | FF | FR | BLK | SACK | INT |
|-------|----|------|-----|-----|-----|----|----|----|-----|------|-----|
| 2020* | 5 | 14 | 3 | 17 | 1-1 | 1 | 1 | 0 | 0 | 0 | 0 |
| 2021* | 4 | 5 | 4 | 9 | 0-0 | 0 | 0 | 0 | 0 | 0 | 0 |
| 2022* | 12 | 3 | 5 | 8 | 0-0 | 1 | 0 | 0 | 0 | 0 | 0 |
| 2023 | | | | | | | | | | | |
| 2024 | 2 | 3 | 0 | 3 | 0-0 | 0 | 0 | 0 | 0 | 0 | 0 |
| Total | 23 | 25 | 12 | 37 | 1-1 | 2 | 1 | 0 | 0 | 0 | 0 |

#8 - CJ Madden (So. - Rush End - 6-4 - 263)

| | GP | SOLO | AST | TOT | TFL | PD | FF | FR | BLK | SACK | INT |
|-------|----|------|-----|-----|-------|----|----|----|-----|------|-----|
| 2022* | 1 | 0 | 0 | 0 | 0-0 | 0 | 0 | 0 | 0 | 0 | 0 |
| 2023* | 7 | 3 | 0 | 3 | 0-0 | 0 | 0 | 0 | 0 | 0 | 0 |
| 2024 | 3 | 5 | 2 | 7 | 0.5-0 | 0 | 0 | 0 | 0 | 0 | 0 |
| Total | 11 | 8 | 2 | 10 | 0.5-0 | 0 | 0 | 0 | 0 | 0 | 0 |

#8 - DeNylon Morrisette (So. - WR - 6-1 - 200)

| | GP | REC | YDS | TD | Long | REC/G | AVG/C | AVG/G |
|-------|----|-----|-----|----|------|-------|-------|-------|
| 2022* | 10 | 4 | 34 | 0 | 16 | 0.4 | 8.5 | 3.4 |
| 2023* | 3 | | | | | | | |
| 2024 | 7 | 9 | 89 | 2 | 19 | 1.3 | 9.9 | 12.7 |
| Total | 20 | 13 | 123 | 2 | 19 | 0.7 | 9.5 | 6.2 |

#9 - CJ Smith (So. - WR - 6-3 - 195)

| | GP | REC | YDS | TD | Long | REC/G | AVG/C | AVG/G |
|-------|----|-----|-----|----|------|-------|-------|-------|
| 2022* | 2 | | | | | | | |
| 2023* | 10 | 6 | 116 | 0 | 47 | 0.6 | 19.3 | 11.6 |
| 2024 | | | | | | | | |
| Total | 12 | 6 | 116 | 0 | 47 | 0.5 | 19.3 | 9.7 |

#10 - Kyndrich Breedlove (Jr. - DB - 5-11 - 185)

KEN-drick

| | GP | SOLO | AST | TOT | TFL | PD | FF | FR | BLK | SACK | INT |
|-------|----|------|-----|-----|-----|----|----|----|-----|------|-----|
| 2021* | 9 | 0 | 1 | 1 | 0-0 | 0 | 0 | 0 | 0 | 0 | 0 |
| 2022* | 1 | 0 | 0 | 0 | 0-0 | 0 | 0 | 0 | 0 | 0 | 0 |
| 2023* | 9 | 11 | 1 | 12 | 1-1 | 0 | 1 | 0 | 0 | 0 | 0 |
| 2024 | 7 | 16 | 9 | 25 | 1-5 | 4 | 0 | 0 | 0 | 0 | 3 |
| Total | 26 | 27 | 11 | 38 | 2-6 | 4 | 1 | 0 | 0 | 0 | 3 |

#11 - Antonio Stevens (Sr. - DB - 6-2 - 217)

| | GP | SOLO | AST | TOT | TFL | PD | FF | FR | BLK | SACK | INT |
|-------|----|------|-----|-----|-------|----|----|----|-----|------|-----|
| 2020 | 4 | 0 | 0 | 0 | 0-0 | 0 | 0 | 0 | 0 | 0 | 0 |
| 2022 | 13 | 7 | 1 | 8 | 0-0 | 0 | 0 | 0 | 0 | 0 | 0 |
| 2023 | 12 | 14 | 3 | 17 | 0-0 | 0 | 0 | 2 | 0 | 0 | 0 |
| 2024 | 5 | 13 | 12 | 25 | 1.5-1 | 1 | 0 | 0 | 0 | 0 | 0 |
| Total | 34 | 34 | 16 | 50 | 1.5-1 | 1 | 0 | 2 | 0 | 0 | 0 |

#12 - Leland Smith (So. - WR - 6-4 - 219)

| | GP | REC | YDS | TD | Long | REC/G | AVG/C | AVG/G |
|------|----|-----|-----|----|------|-------|-------|-------|
| 2024 | 7 | 5 | 67 | 2 | 31 | 0.7 | 13.4 | 9.6 |

#12 - Tarrion Grant (Fr. - DB - 6-2 - 197)

tah-RON

| | GP | SOLO | AST | TOT | TFL | PD | FF | FR | BLK | SACK | INT |
|------|----|------|-----|-----|-----|----|----|----|-----|------|-----|
| 2024 | 7 | 6 | 3 | 9 | 0-0 | 0 | 1 | 0 | 0 | 0 | 0 |

#13 - Koy Beasley (Fr. - DB - 5-10 - 187)

| | GP | SOLO | AST | TOT | TFL | PD | FF | FR | BLK | SACK | INT |
|------|----|------|-----|-----|-----|----|----|----|-----|------|-----|
| 2024 | 1 | 0 | 0 | 0 | 0 | 0 | 0 | 0 | 0 | 0 | 0 |

#13 - Jaron Tibbs (So. - WR - 6-3 - 214)

juh-RON

| | GP | REC | YDS | TD | Long | REC/G | AVG/C | AVG/G |
|-------|----|-----|-----|----|------|-------|-------|-------|
| 2023 | 8 | 5 | 42 | 0 | 14 | 0.6 | 8.4 | 5.3 |
| 2024 | 7 | 16 | 148 | 2 | 21 | 2.3 | 9.3 | 21.1 |
| Total | 15 | 21 | 190 | 2 | 21 | 1.4 | 9.0 | 12.7 |

#14 - Yanni Karlaftis (Jr. - LB - 6-3 - 235)

yah-KNEE CAR-lof-tis

| | GP | SOLO | AST | TOT | TFL | PD | FF | FR | BLK | SACK | INT |
|-------|----|------|-----|-----|--------|----|----|----|-----|------|-----|
| 2021 | 4 | 1 | 0 | 1 | 0-0 | 0 | 0 | 0 | 0 | 0 | 0 |
| 2022 | 9 | 2 | 2 | 4 | 0.5-1 | 0 | 0 | 0 | 0 | 0.5 | 0 |
| 2023 | 12 | 28 | 27 | 55 | 2.5-13 | 0 | 1 | 0 | 2.5 | 0 | 0 |
| 2024 | 7 | 22 | 13 | 35 | 1-2 | 1 | 0 | 0 | 0 | 0 | 0 |
| Total | 32 | 53 | 42 | 95 | 4-16 | 1 | 0 | 1 | 0 | 3 | 0 |

#15 - Ryan Browne (R-Fr. - QB - 6-4 - 210)

| | GP | C-A-I | YDS | TD | LG | PCT | AVG/P | AVG/G | EFFIC |
|-------|----|---------|-----|----|----|------|-------|-------|-------|
| 2023 | 1 | 12-16-2 | 104 | 0 | 28 | 75.0 | 8.7 | 104.0 | 104.6 |
| 2024 | 4 | 34-56-1 | 458 | 3 | 62 | 60.7 | 13.5 | 114.5 | 143.5 |
| Total | 5 | 46-72-3 | 562 | 3 | 62 | 63.9 | 12.2 | 112.4 | 134.9 |

#15 - Ryan Browne (R-Fr. - QB - 6-4 - 210)

| | Rush | YDS | TD | Long | AVG/A | AVG/G |
|-------|------|-----|----|------|-------|-------|
| 2023 | 21 | 85 | 0 | 12 | 4.0 | 85.0 |
| 2024 | 36 | 166 | 0 | 23 | 4.6 | 41.5 |
| Total | 57 | 251 | 0 | 23 | 4.4 | 50.2 |

#15 - Will Heldt (So - Rush End - 6-6 - 265)

| | GP | SOLO | AST | TOT | TFL | PD | FF | FR | BLK | SACK | INT |
|-------|----|------|-----|-----|--------|----|----|----|-----|------|-----|
| 2023 | 12 | 8 | 4 | 12 | 1-4 | 0 | 0 | 0 | 0 | 0 | 0 |
| 2024 | 7 | 23 | 11 | 34 | 6.5-37 | 0 | 0 | 1 | 0 | 5 | 0 |
| Total | 19 | 31 | 15 | 46 | 7.5-41 | 0 | 0 | 1 | 0 | 5 | 0 |



GAME 8 NOTES • Purdue vs. Northwestern



CAREER STATS (* - AT PREVIOUS SCHOOL)

#30 - Keelan Crimmins (Jr. • P • 6-3 • 223)

| | GP | Punts | YDS | Long | Avg. | FC | I20 | 50+ |
|-------|----|-------|------|------|------|----|-----|-----|
| 2023* | 12 | 49 | 2003 | 55 | 40.9 | 28 | 13 | 6 |
| 2024 | 7 | 37 | 1650 | 64 | 44.6 | 15 | 8 | 6 |
| Total | 19 | 86 | 3653 | 64 | 42.5 | 43 | 21 | 12 |

#31 - Dillon Thieneman (Fr. • DB • 6-0 • 207)

| | GP | SOLO | AST | TOT | TFL | PD | FF | FR | BLK | SACK | INT |
|-------|----|------|-----|-----|--------|----|----|----|-----|------|-----|
| 2023 | 12 | 74 | 32 | 106 | 2-6 | 2 | 2 | 0 | 0 | 0 | 6 |
| 2024 | 7 | 36 | 19 | 55 | 2.5-6 | 3 | 0 | 0 | 0 | 1 | 0 |
| Total | 19 | 110 | 51 | 161 | 4.5-12 | 5 | 2 | 0 | 0 | 1 | 6 |

#32 - Joseph Jefferson II (So. • DB • 6-0 • 190)

| | GP | SOLO | AST | TOT | TFL | PD | FF | FR | BLK | SACK | INT |
|-------|----|------|-----|-----|-----|----|----|----|-----|------|-----|
| 2022 | 1 | 0 | 0 | 0 | 0-0 | 0 | 0 | 0 | 0 | 0 | 0 |
| 2023 | 11 | 2 | 0 | 2 | 0-0 | 0 | 0 | 0 | 0 | 0 | 0 |
| 2024 | 7 | 19 | 7 | 26 | 1-6 | 0 | 0 | 0 | 0 | 0 | 0 |
| Total | 19 | 21 | 7 | 28 | 1-6 | 0 | 0 | 0 | 0 | 0 | 0 |

#34 - Damarijhe Lewis (R-Jr. • DL • 6-3 • 300)

| | GP | SOLO | AST | TOT | TFL | PD | FF | FR | BLK | SACK | INT |
|--------|----|------|-----|-----|-----|----|----|----|-----|------|-----|
| 2020* | 1 | 0 | 0 | 0 | 0-0 | 0 | 0 | 0 | 0 | 0 | 0 |
| 2021 | 12 | 3 | 5 | 8 | 1-1 | 1 | 0 | 0 | 0 | 0 | 0 |
| 2023 | 2 | 0 | 0 | 0 | 0-0 | 0 | 0 | 0 | 0 | 0 | 0 |
| 2024 | 5 | 7 | 7 | 14 | 3-4 | 0 | 0 | 0 | 1 | 0 | 0 |
| Purdue | 19 | 10 | 12 | 22 | 4-5 | 1 | 0 | 0 | 1 | 0 | 0 |
| Total | 20 | 10 | 12 | 22 | 4-5 | 1 | 0 | 0 | 1 | 0 | 0 |

#35 - Spencer Porath (Fr. • K • 5-11 • 201)

| | GP | FGM | FGA | LONG | PCT | BLK | PAT | PTS |
|------|----|-----|-----|------|------|-----|-----|-----|
| 2024 | 7 | 5 | 7 | 45 | 71.4 | 0 | 15 | 30 |

#36 - RJ Lopez (Sr. • K • 5-11 • 180)

| | GP | FGM | FGA | LONG | PCT | BLK | PAT | PTS |
|-------|----|-------|------|------|-------|-----|-------|-----|
| 2020* | 7 | 0 | 0 | 0 | 0 | 0 | 0 | 0 |
| 2021* | 12 | 0 | 0 | 0 | 0 | 0 | 0 | 0 |
| 2022* | 13 | 0 | 0 | 0 | 0 | 0 | 0 | 0 |
| 2023* | 11 | 6 | 11 | 47 | 54.55 | 2 | 31-32 | 49 |
| 2024 | 43 | 6 | 11 | 47 | 54.55 | 2 | 31-32 | 49 |
| Total | 86 | 12 | 22 | 94 | 54.55 | 4 | 62-65 | 98 |
| | KO | YDS | AVG | TB | OB | | | |
| 2020* | 44 | 2751 | 62.5 | 25 | 1 | | | |
| 2021* | 81 | 5182 | 64.0 | 25 | 0 | | | |
| 2022* | 91 | 5707 | 62.7 | 52 | 2 | | | |
| 2023* | 15 | 955 | 63.7 | 60 | 0 | | | |
| 2024 | 43 | 14595 | 63.2 | 7 | 3 | | | |

#39 - Ben Freehill (Sr. • K • 6-1 • 195)

| | GP | FGM | FGA | LONG | PCT | BLK | PAT | PTS |
|-------|-----|-------|------|------|-------|-----|-------|-----|
| 2020* | 1 | - | - | - | - | - | 1-1 | 1 |
| 2021 | 6 | - | - | - | - | - | | |
| 2022 | 4 | - | - | - | - | - | | |
| 2023 | 8 | 6 | 11 | 44 | 42.86 | 1 | 21-22 | 39 |
| 2024 | 5 | | | | | | | |
| Total | 25 | 6 | 11 | 44 | 54.55 | 1 | 21-22 | 40 |
| | KO | YDS | AVG | TB | OB | | | |
| 2021 | 42 | 2,549 | 60.7 | 15 | 1 | | | |
| 2022 | 12 | 671 | 55.9 | 1 | 1 | | | |
| 2023 | 19 | 1083 | 57.0 | 5 | 1 | | | |
| 2024 | 27 | 1692 | 62.7 | 18 | 0 | | | |
| Total | 100 | 5995 | 60.0 | 39 | 3 | | | |

#45 - Devin Mockabee (Jr. • RB • 6-0 • 207)

| | GP | Rush | YDS | TD | Long | AVG/A | AVG/G |
|-------|-----|------|------|------|-------|-------|-------|
| 2022 | 13 | 195 | 968 | 9 | 68 | 5.0 | 74.5 |
| 2023 | 12 | 172 | 811 | 6 | 65 | 4.7 | 67.6 |
| 2024 | 7 | 81 | 510 | 2 | 63 | 6.3 | 72.9 |
| Total | 32 | 448 | 2289 | 17 | 68 | 5.1 | 71.5 |
| | REC | YDS | TD | Long | REC/G | AVG/C | AVG/G |
| 2022 | 32 | 274 | 0 | 28 | 2.5 | 8.6 | 21.1 |
| 2023 | 19 | 180 | 1 | 38 | 1.6 | 9.5 | 15.0 |
| 2024 | 10 | 96 | 1 | 21 | 1.4 | 9.6 | 13.7 |
| Total | 61 | 550 | 2 | 38 | 1.9 | 9.0 | 17.2 |

#55 - Jamarius Dinkins (Jr. • DL • 6-5 • 280)

| | GP | SOLO | AST | TOT | TFL | PD | FF | FR | BLK | SACK | INT |
|-------|----|------|-----|-----|-------|----|----|----|-----|------|-----|
| 2021* | 3 | 0 | 1 | 1 | 0.5-2 | 0 | 0 | 0 | 0 | 0 | 0 |
| 2022* | 9 | 3 | 6 | 9 | 1-1 | 0 | 0 | 0 | 0 | 1 | 0 |
| 2023* | 11 | 3 | 6 | 9 | 1-4 | 0 | 0 | 0 | 0 | 0 | 0 |
| 2024 | 4 | 3 | 3 | 6 | 0-0 | 0 | 0 | 0 | 0 | 0 | 0 |
| Total | 27 | 9 | 16 | 25 | 2.5-7 | 0 | 0 | 0 | 0 | 1 | 0 |

#81 - George Burhenn (So. • TE • 6-5 • 240)

| | GP | REC | YDS | TD | Long | REC/G | AVG/C | AVG/G |
|-------|----|-----|-----|----|------|-------|-------|-------|
| 2023 | 11 | 5 | 74 | 1 | 33 | 0.5 | 14.8 | 6.7 |
| 2024 | 1 | 1 | 3 | 0 | 3 | 1.0 | 3.0 | 3.0 |
| Total | 12 | 6 | 77 | 1 | 33 | 0.5 | 12.8 | 6.4 |

#82 - Drew Biber (Jr. • TE • 6-5 • 245)

| | GP | REC | YDS | TD | Long | REC/G | AVG/C | AVG/G |
|-------|----|-----|-----|----|------|-------|-------|-------|
| 2021 | 2 | 0 | 0 | 0 | 0 | 0.0 | 0.0 | 0.0 |
| 2022 | 11 | 1 | 6 | 0 | 6 | 0.1 | 6.0 | 0.5 |
| 2023 | 12 | 1 | 16 | 1 | 16 | 0.1 | 16.0 | 1.3 |
| 2024 | 7 | 8 | 73 | 0 | 22 | 1.1 | 9.1 | 10.4 |
| Total | 33 | 10 | 95 | 1 | 22 | 0.3 | 9.5 | 3.0 |

#86 - Max Klare (So. • TE • 6-4 • 240)

| | GP | REC | YDS | TD | Long | REC/G | AVG/C | AVG/G |
|-------|----|-----|-----|----|------|-------|-------|-------|
| 2022 | 1 | 0 | 0 | 0 | 0 | 0 | 0 | 0 |
| 2023 | 5 | 22 | 196 | 0 | 27 | 4.4 | 8.9 | 39.2 |
| 2024 | 7 | 24 | 384 | 2 | 62 | 3.4 | 16.0 | 54.9 |
| Total | 13 | 46 | 580 | 2 | 62 | 3.5 | 12.6 | 44.6 |

#91 - Cole Brevard (Sr. • DL • 6-3 • 333)

| | GP | SOLO | AST | TOT | TFL | PD | FF | FR | BLK | SACK | INT |
|--------|----|------|-----|-----|--------|----|----|----|-----|------|-----|
| 2021* | 1 | 0 | 0 | 0 | 0-0 | 0 | 0 | 0 | 0 | 0 | 0 |
| 2022 | 14 | 6 | 4 | 10 | 0-0 | 0 | 0 | 0 | 0 | 0 | 0 |
| 2023 | 12 | 6 | 3 | 9 | 2.5-9 | 0 | 0 | 2 | 0 | 1 | 0 |
| 2024 | 7 | 6 | 5 | 11 | 4-9 | 0 | 0 | 0 | 0 | 0 | 0 |
| Purdue | 33 | 18 | 12 | 30 | 6.5-18 | 0 | 0 | 2 | 0 | 1 | 0 |
| Total | 34 | 18 | 12 | 30 | 6.5-18 | 0 | 0 | 2 | 0 | 1 | 0 |

#92 - Mo Omonode (Jr. • DL • 6-0 • 286)

| | GP | SOLO | AST | TOT | TFL | PD | FF | FR | BLK | SACK | INT |
|-------|----|------|-----|-----|--------|----|----|----|-----|------|-----|
| 2022 | 11 | 5 | 2 | 7 | 0.5-2 | 0 | 0 | 0 | 0 | 0.5 | 0 |
| 2023 | 12 | 9 | 5 | 14 | 2.5-13 | 0 | 0 | 0 | 0 | 2 | 0 |
| 2024 | 6 | 4 | 5 | 9 | 2-9 | 0 | 0 | 0 | 0 | 1 | 0 |
| Total | 29 | 18 | 12 | 30 | 5-24 | 0 | 0 | 0 | 0 | 3.5 | 0 |

#95 - Joe Anderson (Sr. • DL • 6-4 • 290)

| | GP | SOLO | AST | TOT | TFL | PD | FF | FR | BLK | SACK | INT |
|--------|----|------|-----|-----|-------|----|----|----|-----|------|-----|
| 2019* | 1 | 1 | 0 | 1 | 0-0 | 0 | 0 | 0 | 0 | 0 | 0 |
| 2020* | 4 | 1 | 2 | 3 | 0-0 | 0 | 0 | 0 | 0 | 0 | 0 |
| 2021 | 5 | 3 | 3 | 6 | 1-2 | 0 | 0 | 0 | 0 | 1 | 0 |
| 2022 | 5 | 0 | 1 | 1 | 0-0 | 0 | 0 | 0 | 0 | 0 | 0 |
| 2023 | 12 | 9 | 7 | 16 | 2-2 | 0 | 0 | 0 | 0 | 0 | 0 |
| 2024 | 6 | 4 | 7 | 11 | 0.5-1 | 0 | 0 | 0 | 1 | 0 | 0 |
| Purdue | 28 | 16 | 18 | 34 | 3.5-5 | 0 | 0 | 0 | 1 | 1 | 0 |
| Total | 33 | 18 | 20 | 38 | 3.5-5 | 0 | 0 | 0 | 1 | 1 | 0 |

#98 - Drake Carlson (R-Fr. • DL • 6-3 • 290)

| | GP | SOLO | AST | TOT | TFL | PD | FF | FR | BLK | SACK | INT |
|------|----|------|-----|-----|-----|----|----|----|-----|------|-----|
| 2024 | 4 | 1 | 1 | 2 | 0-0 | 0 | 0 | 0 | 0 | 0 | 0 |

#99 - Jireh Ojata (Sr. • RUSH END • 6-4 • 267)

| | GP | SOLO | AST | TOT | TFL | PD | FF | FR | BLK | SACK | INT |
|-------|----|------|-----|-----|---------|----|----|----|-----|------|-----|
| 2020* | 6 | 13 | 9 | 22 | 3.5-16 | 1 | 1 | 0 | 0 | 1.5 | 0 |
| 2021* | 10 | 22 | 13 | 35 | 17-14 | 2 | 2 | 1 | 0 | 14 | 0 |
| 2022* | 10 | 22 | 28 | 50 | 12-71 | 3 | 2 | 0 | 0 | 7 | 0 |
| 2023* | 10 | 32 | 20 | 52 | 16.5-81 | 1 | 2 | 2 | 4 | 8 | 0 |
| 2024 | 7 | 4 | 0 | 4 | 1-3 | 0 | 0 | 0 | 0 | 1 | 0 |
| Total | 43 | 93 | 70 | 163 | 50-285 | 7 | 7 | 3 | 4 | 31.5 | 0 |





2024-25 Purdue Football
Overall Team Statistics
All games

Page 1/2
 as of Oct 28, 2024

Team Statistics

| | PURDUE | OPP |
|----------------------------------|----------------|----------------|
| Scoring | 142 | 269 |
| Points per game | 20.3 | 38.4 |
| Points Off Turnovers | 6 | 38 |
| First Downs | 104 | 170 |
| Rushing | 51 | 79 |
| Passing | 50 | 75 |
| Penalty | 3 | 16 |
| Rushing Yardage | 1145 | 1504 |
| Yards gained rushing | 1327 | 1658 |
| Yards lost rushing | 182 | 154 |
| Rushing attempts | 215 | 291 |
| Average per rush | 5.3 | 5.2 |
| Average per game | 163.6 | 214.9 |
| TDs Rushing | 7 | 22 |
| Passing Yardage | 1196 | 1657 |
| Comp-Att-Int | 105-168-5 | 112-172-3 |
| Average per pass | 7.1 | 9.6 |
| Average per catch | 11.4 | 14.8 |
| Average per game | 170.9 | 236.7 |
| TDs Passing | 10 | 11 |
| Total offense | 2341 | 3161 |
| Total plays | 383 | 463 |
| Average per play | 6.1 | 6.8 |
| Average per game | 334.4 | 451.6 |
| Kick returns: #-Yards | 8-167 | 7-129 |
| Punt returns: #-Yards | 8-64 | 12-80 |
| Int returns: #-Yards | 3-0 | 5-93 |
| Kick return average | 20.9 | 18.4 |
| Punt return average | 8.0 | 6.7 |
| Int return average | 0.0 | 18.6 |
| Fumbles-Lost | 9-5 | 3-1 |
| Penalties-Yards | 51-501 | 36-297 |
| Average per game | 71.6 | 42.4 |
| Punts-Yards | 37-1650 | 24-971 |
| Average per punt | 44.6 | 40.5 |
| Net punt average | 41.6 | 35.5 |
| Kickoffs-Yards | 27-1692 | 46-2973 |
| Average per kick | 62.7 | 64.6 |
| Net kick average | 39.5 | 40.1 |
| Time of possession / game | 26:54 | 33:06 |
| 3rd-down conversion | 27/81 | 37/81 |
| 3rd-down pct | 33% | 46% |
| 4rd-down conversion | 1/8 | 4/7 |



**2024-25 Purdue Football
Overall Team Statistics
All games**Page 2/2
as of Oct 28, 2024

| | PURDUE | OPP |
|------------------------------------|---------------------|---------------------|
| 4rd-down pct | 13% | 57% |
| Sacks by-Yards | 16-99 | 18-135 |
| Misc Yards | 0 | 0 |
| Touchdowns scored | 18 | 36 |
| Field goals - attempts | 5-7 | 6-12 |
| On-Side kicks | 1-2 | 1-1 |
| Red-zone scores | (17-21) 81% | (26-29) 90% |
| Red-zone touchdowns | (13-21) 62% | (22-29) 76% |
| PAT-attempts | (15-15) 100% | (35-35) 100% |
| 2-point conversion-attempts | (2-3) 67% | (0-1) 0% |
| Attendance | 239833 | 166246 |
| Games / Avg per game | 4/59958 | 3/55415 |
| Neutral site games | - | 0/0 |

Score by Periods

| Team | 1st | 2nd | 3rd | 4th | OT | TOT |
|-----------|-----|-----|-----|-----|----|-----|
| Purdue | 7 | 30 | 41 | 58 | 6 | 142 |
| Opponents | 59 | 66 | 48 | 89 | 7 | 269 |

**2024-25 Purdue Football
Individual Statistics
All games**Page 1/3
as of Oct 28, 2024**Rushing**

| Player | gp | att | gain | loss | net | avg | td | lg | avg/g |
|---------------------|----------|------------|-------------|------------|-------------|------------|-----------|-----------|--------------|
| Devin Mockobee | 7 | 81 | 526 | 16 | 510 | 6.3 | 2 | 63 | 72.9 |
| Reggie Love III | 7 | 55 | 326 | 7 | 319 | 5.8 | 2 | 22 | 45.6 |
| Ryan Browne | 4 | 36 | 216 | 50 | 166 | 4.6 | 0 | 23 | 41.5 |
| Elijah Jackson | 6 | 5 | 96 | 0 | 96 | 19.2 | 1 | 69 | 16.0 |
| Jaheim Merriweather | 6 | 8 | 56 | 4 | 52 | 6.5 | 1 | 35 | 8.7 |
| De'Nylon Morrisette | 7 | 1 | 11 | 0 | 11 | 11.0 | 0 | 11 | 1.6 |
| Shamar Rigby | 7 | 1 | 5 | 0 | 5 | 5.0 | 0 | 5 | 0.7 |
| Arhmad Branch | 4 | 1 | 3 | 0 | 3 | 3.0 | 1 | 3 | 0.8 |
| Hudson Card | 5 | 24 | 88 | 98 | -10 | -0.4 | 0 | 23 | -2.0 |
| Team | 7 | 3 | 0 | 7 | -7 | -2.3 | 0 | 0 | -1.0 |
| Total | 7 | 215 | 1327 | 182 | 1145 | 5.3 | 7 | 69 | 163.6 |
| Opponents | 7 | 291 | 1658 | 154 | 1504 | 5.2 | 22 | 70 | 214.9 |

Passing

| Player | gp | effic | comp-att-int | pct | yds | td | lg | avg/g |
|------------------|----------|--------------|------------------|-------------|-------------|-----------|-----------|--------------|
| Hudson Card | 5 | 132.2 | 71-112-4 | 63.4 | 738 | 7 | 52 | 147.6 |
| Ryan Browne | 4 | 143.5 | 34-56-1 | 60.7 | 458 | 3 | 62 | 114.5 |
| Total | 7 | 136.0 | 105-168-5 | 62.5 | 1196 | 10 | 62 | 170.9 |
| Opponents | 7 | 163.7 | 112-172-3 | 65.1 | 1657 | 11 | 69 | 236.7 |

Receiving

| Player | gp | no. | yds | avg | td | lg | avg/g |
|---------------------|----------|------------|-------------|-------------|-----------|-----------|--------------|
| Max Klare | 7 | 24 | 384 | 16.0 | 2 | 62 | 54.9 |
| Jaron Tibbs | 7 | 16 | 148 | 9.3 | 2 | 21 | 21.1 |
| Devin Mockobee | 7 | 10 | 96 | 9.6 | 1 | 21 | 13.7 |
| Jahmal Edrine | 5 | 10 | 161 | 16.1 | 1 | 53 | 32.2 |
| De'Nylon Morrisette | 7 | 9 | 89 | 9.9 | 2 | 19 | 12.7 |
| Drew Biber | 7 | 8 | 73 | 9.1 | 0 | 22 | 10.4 |
| Leland Smith | 7 | 5 | 67 | 13.4 | 2 | 31 | 9.6 |
| Shamar Rigby | 7 | 5 | 27 | 5.4 | 0 | 8 | 3.9 |
| Reggie Love III | 7 | 4 | 11 | 2.8 | 0 | 6 | 1.6 |
| Andrew Sowinski | 7 | 4 | 30 | 7.5 | 0 | 12 | 4.3 |
| Jayden Dixon-Veal | 3 | 3 | 23 | 7.7 | 0 | 14 | 7.7 |
| Kam Brown | 5 | 2 | 68 | 34.0 | 0 | 52 | 13.6 |
| Elijah Jackson | 6 | 2 | 7 | 3.5 | 0 | 8 | 1.2 |
| Hudson Card | 5 | 1 | -7 | -7.0 | 0 | 0 | -1.4 |
| George Burhenn | 1 | 1 | 3 | 3.0 | 0 | 3 | 3.0 |
| Jesse Watson | 1 | 1 | 16 | 16.0 | 0 | 16 | 16.0 |
| Total | 7 | 105 | 1196 | 11.4 | 10 | 62 | 170.9 |
| Opponents | 7 | 112 | 1657 | 14.8 | 11 | 69 | 236.7 |

Punt Returns

| Player | no. | yds | avg | td | lg |
|------------------|-----------|-----------|------------|----------|-----------|
| Dillon Thieneman | 7 | 50 | 7.1 | 0 | 20 |
| Andrew Sowinski | 1 | 14 | 14.0 | 0 | 14 |
| Total | 8 | 64 | 8.0 | 0 | 20 |
| Opponents | 12 | 80 | 6.7 | 0 | 24 |

Interceptions

| Player | no. | yds | avg | td | lg |
|--------------------|----------|-----------|-------------|----------|-----------|
| Kyndrich Breedlove | 3 | 0 | 0.0 | 0 | 0 |
| Total | 3 | 0 | 0.0 | 0 | 0 |
| Opponents | 5 | 93 | 18.6 | 3 | 35 |

Kick Returns

| Player | no. | yds | avg | td | lg |
|------------------|----------|------------|-------------|----------|-----------|
| Elijah Jackson | 8 | 145 | 18.1 | 0 | 33 |
| Total | 8 | 167 | 20.9 | 0 | 33 |
| Opponents | 7 | 129 | 18.4 | 0 | 30 |

Fumble Returns

| Player | no. | yds | avg | td | lg |
|------------------|----------|-----------|-------------|----------|-----------|
| Will Heldt | 1 | 16 | 16.0 | 1 | 16 |
| Total | 1 | 16 | 16.0 | 1 | 16 |
| Opponents | 5 | 0 | 0.0 | 0 | 0 |



**2024-25 Purdue Football
Individual Statistics
All games**Page 2/3
as of Oct 28, 2024**Scoring**

| Player | td | fg | PAT | | | | | | pts |
|---------------------|-----------|-------------|--------------|----------|----------|----------|----------|----------|------------|
| | | | kick | rush | rcv | pass | dxp | saf | |
| Spencer Porath | - | 5-7 | 15-15 | - | - | - | - | - | 30 |
| Devin Mockobee | 3 | - | - | - | - | - | - | - | 18 |
| Max Klare | 2 | - | - | - | 1 | - | - | - | 14 |
| Reggie Love III | 2 | - | - | - | - | - | - | - | 12 |
| De'Nylon Morrisette | 2 | - | - | - | - | - | - | - | 12 |
| Jaron Tibbs | 2 | - | - | - | - | - | - | - | 12 |
| Leland Smith | 2 | - | - | - | - | - | - | - | 12 |
| Jahmal Edrine | 1 | - | - | - | 1 | - | - | - | 8 |
| Will Heldt | 1 | - | - | - | - | - | - | - | 6 |
| Arhmad Branch | 1 | - | - | - | - | - | - | - | 6 |
| Elijah Jackson | 1 | - | - | - | - | - | - | - | 6 |
| Jaheim Merriweather | 1 | - | - | - | - | - | - | - | 6 |
| Total | 18 | 5-7 | 15-15 | 0 | 2 | 2 | 0 | 0 | 142 |
| Opponents | 36 | 6-12 | 35-35 | 0 | 0 | 0 | 0 | 0 | 269 |

Field Goals

| Player | fg | pct. | 01-19 | 20-29 | 30-39 | 40-49 | 50-99 | lg | blk |
|------------------|-------------|-------------|------------|------------|------------|------------|------------|-----------|----------|
| Spencer Porath | 5-7 | 71.4 | 0-0 | 4-4 | 0-2 | 1-1 | 0-0 | 45 | 0 |
| Opponents | 6-12 | 50.0 | 0-0 | 2-2 | 2-3 | 2-5 | 0-2 | 49 | 2 |

FG Sequence

| Team Name | Purdue | Opponents |
|-------------|-----------|----------------|
| Nebraska | 39,(45) | 42,44,32 |
| Wisconsin | (21),(23) | (26) |
| Illinois | (22),(24) | (30),(49),(38) |
| Oregon | 36 | 50 |
| Indiana St. | | 45 |
| Notre Dame | | (42) |
| Oregon St. | | 52,(29) |

Numbers in (parentheses) indicate field goal was made

Total Offense

| Player | g | plays | rush | pass | total | avg/g |
|---------------------|----------|------------|-------------|-------------|-------------|--------------|
| Hudson Card | 5 | 136 | -10 | 738 | 728 | 145.6 |
| Ryan Browne | 4 | 92 | 166 | 458 | 624 | 156.0 |
| Devin Mockobee | 7 | 81 | 510 | 0 | 510 | 72.9 |
| Reggie Love III | 7 | 55 | 319 | 0 | 319 | 45.6 |
| Elijah Jackson | 6 | 5 | 96 | 0 | 96 | 16.0 |
| Jaheim Merriweather | 6 | 8 | 52 | 0 | 52 | 8.7 |
| De'Nylon Morrisette | 7 | 1 | 11 | 0 | 11 | 1.6 |
| Shamar Rigby | 7 | 1 | 5 | 0 | 5 | 0.7 |
| Arhmad Branch | 4 | 1 | 3 | 0 | 3 | 0.8 |
| Team | 7 | 0 | -7 | 0 | -7 | -1.0 |
| Total | 7 | 383 | 1145 | 1196 | 2341 | 334.4 |
| Opponents | 7 | 463 | 1504 | 1657 | 3161 | 451.6 |

Punting

| Player | no. | yds | avg | lg | tb | fc | i20 | 50+ | blk |
|------------------|-----------|-------------|-------------|-----------|----------|-----------|----------|----------|----------|
| Keelan Crimmins | 37 | 1650 | 44.6 | 64 | 2 | 15 | 8 | 6 | 0 |
| Total | 37 | 1650 | 44.6 | 64 | 2 | 15 | 8 | 6 | 0 |
| Opponents | 24 | 971 | 40.5 | 57 | 2 | 8 | 5 | 3 | 1 |

Kickoffs

| Player | no. | yds | avg | tb | ob | retn | net | ydln |
|------------------|-----------|-------------|-------------|-----------|----------|----------|-------------|-----------|
| Ben Freehill | 27 | 1692 | 62.7 | 18 | 0 | | | |
| Total | 27 | 1692 | 62.7 | 18 | 0 | 7 | 39.5 | 25 |
| Opponents | 46 | 2973 | 64.6 | 35 | 2 | 8 | 40.1 | 24 |

**2024-25 Purdue Football
Individual Statistics
All games**Page 3/3
as of Oct 28, 2024**All Purpose**

| Player | g | rush | rcv | pr | kr | ir | total | avg/g |
|---------------------|----------|-------------|-------------|-----------|------------|-----------|-------------|--------------|
| Devin Mockobee | 7 | 510 | 96 | 0 | 0 | 0 | 606 | 86.6 |
| Max Klare | 7 | 0 | 384 | 0 | 0 | 0 | 384 | 54.9 |
| Reggie Love III | 7 | 319 | 11 | 0 | 0 | 0 | 330 | 47.1 |
| Elijah Jackson | 6 | 96 | 7 | 0 | 145 | 0 | 248 | 41.3 |
| Ryan Browne | 4 | 166 | 0 | 0 | 0 | 0 | 166 | 41.5 |
| Jahmal Edrine | 5 | 0 | 161 | 0 | 0 | 0 | 161 | 32.2 |
| Jaron Tibbs | 7 | 0 | 148 | 0 | 0 | 0 | 148 | 21.1 |
| De'Nylon Morrisette | 7 | 11 | 89 | 0 | 0 | 0 | 100 | 14.3 |
| Leland Smith | 7 | 0 | 67 | 0 | 22 | 0 | 89 | 12.7 |
| Drew Biber | 7 | 0 | 73 | 0 | 0 | 0 | 73 | 10.4 |
| Kam Brown | 5 | 0 | 68 | 0 | 0 | 0 | 68 | 13.6 |
| Jaheim Merriweather | 6 | 52 | 0 | 0 | 0 | 0 | 52 | 8.7 |
| Dillon Thieneman | 7 | 0 | 0 | 50 | 0 | 0 | 50 | 7.1 |
| Andrew Sowinski | 7 | 0 | 30 | 14 | 0 | 0 | 44 | 6.3 |
| Shamar Rigby | 7 | 5 | 27 | 0 | 0 | 0 | 32 | 4.6 |
| Jayden Dixon-Veal | 3 | 0 | 23 | 0 | 0 | 0 | 23 | 7.7 |
| Jesse Watson | 1 | 0 | 16 | 0 | 0 | 0 | 16 | 16.0 |
| Arhmad Branch | 4 | 3 | 0 | 0 | 0 | 0 | 3 | 0.8 |
| George Burhenn | 1 | 0 | 3 | 0 | 0 | 0 | 3 | 3.0 |
| Hudson Card | 5 | -10 | -7 | 0 | 0 | 0 | -17 | -3.4 |
| Team | 7 | -7 | 0 | 0 | 0 | 0 | -7 | -1.0 |
| Total | 7 | 1145 | 1196 | 64 | 167 | 0 | 2572 | 367.4 |
| Opponents | 7 | 1504 | 1657 | 80 | 129 | 93 | 3463 | 494.7 |





2024-25 Purdue Football
Overall Defense Statistics
All games

Page 1/1
as of Oct 28, 2024

Team Defense

| | | | Tackles | | | | Sacks | Pass defense | | | Fumbles | | blkd | |
|---------------|-----------------------|----------|------------|------------|------------|---------------|--------------|--------------|-----------|-----------|-------------|----------|----------|----------|
| ## | Player | gp | ua | a | tot | tfl/yds | no-yds | int-yds | brup | qbh | fr-yds | ff | kick | saf |
| 31 | Dillon Thieneman | 7 | 35 | 19 | 54 | 2.5-6 | 1-2 | . | 3 | . | . | . | . | . |
| 4 | Kydran Jenkins | 7 | 32 | 20 | 52 | 8-32 | 5-25 | . | . | 3 | . | . | . | . |
| 14 | Yanni Karlaftis | 7 | 22 | 13 | 35 | 1-2 | . | . | 1 | 2 | . | . | . | . |
| 15 | Will Heldt | 7 | 23 | 11 | 34 | 6.5-37 | 5-34 | . | . | 4 | 1-16 | . | . | . |
| 32 | Joseph Jefferson II | 7 | 19 | 7 | 26 | 1-6 | . | . | . | . | . | . | . | . |
| 10 | Kyndrich Breedlove | 7 | 16 | 9 | 25 | 1-5 | . | 3-0 | 4 | 1 | . | . | . | . |
| 11 | Antonio Stevens | 5 | 13 | 12 | 25 | 1.5-1 | . | . | 1 | . | . | . | . | . |
| 0 | Jeffrey M'ba | 7 | 8 | 10 | 18 | . | . | . | . | . | . | . | . | . |
| 17 | Shitta Sillah | 7 | 10 | 7 | 17 | 3.5-13 | 1-10 | . | . | . | . | . | . | . |
| 34 | Damarjhe Lewis | 5 | 7 | 7 | 14 | 3-4 | . | . | . | . | . | . | 1 | . |
| 40 | Hudson Miller | 7 | 9 | 5 | 14 | . | . | . | 1 | 1 | . | . | . | . |
| 19 | Botros Alisandro | 7 | 10 | 3 | 13 | . | . | . | 3 | . | . | . | . | . |
| 95 | Joe Anderson | 6 | 4 | 7 | 11 | 0.5-1 | . | . | . | . | . | . | 1 | . |
| 91 | Cole Brevard | 7 | 6 | 5 | 11 | 4-9 | . | . | . | . | . | . | . | . |
| 20 | Winston Berglund | 3 | 7 | 2 | 9 | 2-10 | 1-8 | . | . | . | . | . | . | . |
| 12 | Tarrion Grant | 7 | 6 | 3 | 9 | . | . | . | . | . | . | 1 | . | . |
| 92 | Mo Omonode | 6 | 4 | 5 | 9 | 2-9 | 1-8 | . | . | . | . | . | . | . |
| 1 | Markevious Brown | 4 | 8 | 1 | 9 | . | . | . | 3 | . | . | . | . | . |
| 2 | Nyland Green | 3 | 5 | 3 | 8 | 1-9 | 1-9 | . | 3 | . | . | 1 | . | . |
| 6 | Smiley Bradford | 2 | 6 | 2 | 8 | . | . | . | . | . | . | . | . | . |
| 8 | C.J. Madden | 3 | 5 | 2 | 7 | 0.5-0 | . | . | . | 1 | . | . | . | . |
| 55 | Jamarius Dinkins | 5 | 3 | 3 | 6 | . | . | . | . | . | . | . | . | . |
| 97 | Jamarrion Harkless | 7 | 1 | 3 | 4 | . | . | . | . | . | . | . | . | . |
| 18 | Demeco Kennedy | 6 | 3 | 1 | 4 | . | . | . | . | . | . | . | . | . |
| 99 | Jireh Ojata | 7 | 4 | . | 4 | 1-3 | 1-3 | . | . | . | . | . | . | . |
| 44 | Nick Levy | 7 | 1 | 3 | 4 | . | . | . | . | . | . | . | . | . |
| 41 | Ben Furtney | 7 | 1 | 2 | 3 | . | . | . | . | . | . | . | . | . |
| 7 | Salim Turner-Muhammad | 2 | 3 | . | 3 | . | . | . | . | . | . | . | . | . |
| 24 | Anthony Brown | 7 | . | 2 | 2 | . | . | . | . | . | . | . | . | . |
| 98 | Drake Carlson | 4 | 1 | 1 | 2 | . | . | . | . | . | . | . | . | . |
| 39 | Ben Freehill | 7 | 1 | . | 1 | . | . | . | . | . | . | . | . | . |
| 37 | Joey Sumlin | 1 | 1 | . | 1 | . | . | . | . | . | . | . | . | . |
| 23 | Trey Smith | 4 | 1 | . | 1 | . | . | . | . | . | . | . | . | . |
| 30 | Keelan Crimmins | 7 | 1 | . | 1 | . | . | . | . | . | . | . | . | . |
| 16 | Shamar Rigby | 7 | 1 | . | 1 | . | . | . | . | . | . | . | . | . |
| 25 | Ty Hudkins | 7 | 1 | . | 1 | . | . | . | . | . | . | . | . | . |
| 85 | Caleb Irving | 2 | 1 | . | 1 | . | . | . | . | . | . | . | . | . |
| 12 | Leland Smith | 7 | . | . | . | . | . | . | . | . | . | . | 1 | . |
| Totals | | 7 | 279 | 168 | 447 | 39-147 | 16-99 | 3-0 | 19 | 12 | 1-16 | 2 | 3 | 0 |
| Opponents | | 7 | 244 | 114 | 358 | 41-188 | 18-135 | 5-93 | 22 | 14 | 5-0 | 6 | 0 | 0 |



**2024-25 Purdue Football
Overall Team Statistics
In Conference games**

Page 1/2
as of Oct 28, 2024

Team Statistics

| | PURDUE | OPP |
|----------------------------------|---------------|----------------|
| Scoring | 65 | 165 |
| Points per game | 16.3 | 41.3 |
| Points Off Turnovers | 6 | 17 |
| First Downs | 59 | 107 |
| Rushing | 27 | 37 |
| Passing | 30 | 58 |
| Penalty | 2 | 12 |
| Rushing Yardage | 596 | 697 |
| Yards gained rushing | 717 | 777 |
| Yards lost rushing | 121 | 80 |
| Rushing attempts | 129 | 147 |
| Average per rush | 4.6 | 4.7 |
| Average per game | 149.0 | 174.3 |
| TDs Rushing | 2 | 12 |
| Passing Yardage | 681 | 1287 |
| Comp-Att-Int | 57-92-2 | 79-118-3 |
| Average per pass | 7.4 | 10.9 |
| Average per catch | 11.9 | 16.3 |
| Average per game | 170.3 | 321.8 |
| TDs Passing | 4 | 9 |
| Total offense | 1277 | 1984 |
| Total plays | 221 | 265 |
| Average per play | 5.8 | 7.5 |
| Average per game | 319.3 | 496.0 |
| Kick returns: #-Yards | 4-73 | 2-17 |
| Punt returns: #-Yards | 3-1 | 7-47 |
| Int returns: #-Yards | 3-0 | 2-35 |
| Kick return average | 18.3 | 8.5 |
| Punt return average | 0.3 | 6.7 |
| Int return average | 0.0 | 17.5 |
| Fumbles-Lost | 5-3 | 3-1 |
| Penalties-Yards | 31-298 | 23-194 |
| Average per game | 74.5 | 48.5 |
| Punts-Yards | 20-864 | 8-341 |
| Average per punt | 43.2 | 42.6 |
| Net punt average | 40.9 | 40.0 |
| Kickoffs-Yards | 14-862 | 27-1744 |
| Average per kick | 61.6 | 64.6 |
| Net kick average | 38.9 | 40.1 |
| Time of possession / game | 28:41 | 31:18 |
| 3rd-down conversion | 17/48 | 22/43 |
| 3rd-down pct | 35% | 51% |
| 4rd-down conversion | 0/4 | 3/4 |

**2024-25 Purdue Football
Overall Team Statistics
In Conference games**Page 2/2
as of Oct 28, 2024

| | PURDUE | OPP |
|------------------------------------|-------------------|---------------------|
| 4rd-down pct | 0% | 75% |
| Sacks by-Yards | 8-60 | 12-87 |
| Misc Yards | 0 | 0 |
| Touchdowns scored | 7 | 22 |
| Field goals - attempts | 5-7 | 4-8 |
| On-Side kicks | 1-1 | 1-1 |
| Red-zone scores | (9-11) 82% | (18-20) 90% |
| Red-zone touchdowns | (5-11) 45% | (15-20) 75% |
| PAT-attempts | (4-4) 100% | (21-21) 100% |
| 2-point conversion-attempts | (2-3) 67% | (0-1) 0% |
| Attendance | 118904 | 131906 |
| Games / Avg per game | 2/59452 | 2/65953 |
| Neutral site games | - | 0/0 |

Score by Periods

| Team | 1st | 2nd | 3rd | 4th | OT | TOT |
|-----------|-----|-----|-----|-----|----|-----|
| Purdue | 0 | 9 | 20 | 30 | 6 | 65 |
| Opponents | 38 | 28 | 31 | 61 | 7 | 165 |



**2024-25 Purdue Football
Individual Statistics
In Conference games**Page 1/2
as of Oct 28, 2024**Rushing**

| Player | gp | att | gain | loss | net | avg | td | lg | avg/g |
|---------------------|----------|------------|------------|------------|------------|------------|-----------|-----------|--------------|
| Devin Mockobee | 4 | 45 | 246 | 12 | 234 | 5.2 | 1 | 34 | 58.5 |
| Ryan Browne | 3 | 33 | 203 | 47 | 156 | 4.7 | 0 | 23 | 52.0 |
| Reggie Love III | 4 | 28 | 159 | 5 | 154 | 5.5 | 0 | 16 | 38.5 |
| Jaheim Merriweather | 4 | 4 | 44 | 4 | 40 | 10.0 | 0 | 35 | 10.0 |
| Elijah Jackson | 3 | 2 | 13 | 0 | 13 | 6.5 | 0 | 8 | 4.3 |
| De'Nylon Morrisette | 4 | 1 | 11 | 0 | 11 | 11.0 | 0 | 11 | 2.8 |
| Shamar Rigby | 4 | 1 | 5 | 0 | 5 | 5.0 | 0 | 5 | 1.3 |
| Arhmad Branch | 3 | 1 | 3 | 0 | 3 | 3.0 | 1 | 3 | 1.0 |
| Hudson Card | 2 | 12 | 33 | 50 | -17 | -1.4 | 0 | 13 | -8.5 |
| Team | 4 | 2 | 0 | 3 | -3 | -1.5 | 0 | 0 | -0.8 |
| Total | 4 | 129 | 717 | 121 | 596 | 4.6 | 2 | 35 | 149.0 |
| Opponents | 4 | 147 | 777 | 80 | 697 | 4.7 | 12 | 47 | 174.3 |

Passing

| Player | gp | effic | comp-att-int | pct | yds | td | lg | avg/g |
|------------------|----------|--------------|-----------------|-------------|-------------|----------|-----------|--------------|
| Hudson Card | 2 | 117.9 | 29-46-1 | 63.0 | 285 | 1 | 22 | 142.5 |
| Ryan Browne | 3 | 150.4 | 28-46-1 | 60.9 | 396 | 3 | 62 | 132.0 |
| Total | 4 | 134.1 | 57-92-2 | 62.0 | 681 | 4 | 62 | 170.3 |
| Opponents | 4 | 178.7 | 79-118-3 | 66.9 | 1287 | 9 | 69 | 321.8 |

Receiving

| Player | gp | no. | yds | avg | td | lg | avg/g |
|---------------------|----------|-----------|-------------|-------------|----------|-----------|--------------|
| Max Klare | 4 | 14 | 231 | 16.5 | 0 | 62 | 57.8 |
| Jaron Tibbs | 4 | 11 | 115 | 10.5 | 1 | 21 | 28.8 |
| Devin Mockobee | 4 | 7 | 88 | 12.6 | 1 | 21 | 22.0 |
| Drew Biber | 4 | 5 | 52 | 10.4 | 0 | 22 | 13.0 |
| Jahmal Edrine | 3 | 5 | 84 | 16.8 | 1 | 53 | 28.0 |
| De'Nylon Morrisette | 4 | 4 | 49 | 12.3 | 0 | 14 | 12.3 |
| Reggie Love III | 4 | 3 | 14 | 4.7 | 0 | 6 | 3.5 |
| Elijah Jackson | 3 | 2 | 7 | 3.5 | 0 | 8 | 2.3 |
| Shamar Rigby | 4 | 2 | 11 | 5.5 | 0 | 7 | 2.8 |
| Kam Brown | 3 | 1 | 16 | 16.0 | 0 | 16 | 5.3 |
| Hudson Card | 2 | 1 | -7 | -7.0 | 0 | 0 | -3.5 |
| Andrew Sowinski | 4 | 1 | 6 | 6.0 | 0 | 6 | 1.5 |
| Leland Smith | 4 | 1 | 15 | 15.0 | 1 | 15 | 3.8 |
| Total | 4 | 57 | 681 | 11.9 | 4 | 62 | 170.3 |
| Opponents | 4 | 79 | 1287 | 16.3 | 9 | 69 | 321.8 |

Punt Returns

| Player | no. | yds | avg | td | lg |
|------------------|----------|-----------|------------|----------|-----------|
| Dillon Thieneman | 3 | 1 | 0.3 | 0 | 4 |
| Total | 3 | 1 | 0.3 | 0 | 4 |
| Opponents | 7 | 47 | 6.7 | 0 | 24 |

Interceptions

| Player | no. | yds | avg | td | lg |
|--------------------|----------|-----------|-------------|----------|-----------|
| Kyndrich Breedlove | 3 | 0 | 0.0 | 0 | 0 |
| Total | 3 | 0 | 0.0 | 0 | 0 |
| Opponents | 2 | 35 | 17.5 | 1 | 35 |

Kick Returns

| Player | no. | yds | avg | td | lg |
|------------------|----------|-----------|-------------|----------|-----------|
| Elijah Jackson | 4 | 51 | 12.8 | 0 | 16 |
| Total | 4 | 73 | 18.3 | 0 | 22 |
| Opponents | 2 | 17 | 8.5 | 0 | 9 |

Fumble Returns

| Player | no. | yds | avg | td | lg |
|------------------|----------|-----------|-------------|----------|-----------|
| Will Heldt | 1 | 16 | 16.0 | 1 | 16 |
| Total | 1 | 16 | 16.0 | 1 | 16 |
| Opponents | 3 | 0 | 0.0 | 0 | 0 |



**2024-25 Purdue Football
Individual Statistics
In Conference games**Page 2/2
as of Oct 28, 2024**Scoring**

| Player | td | fg | PAT | | | | | | pts |
|------------------|-----------|------------|--------------|----------|----------|----------|----------|----------|------------|
| | | | kick | rush | rcv | pass | dxp | saf | |
| Spencer Porath | - | 5-7 | 4-4 | - | - | - | - | - | 19 |
| Devin Mockobee | 2 | - | - | - | - | - | - | - | 12 |
| Jahmal Edrine | 1 | - | - | - | 1 | - | - | - | 8 |
| Jaron Tibbs | 1 | - | - | - | - | - | - | - | 6 |
| Will Heldt | 1 | - | - | - | - | - | - | - | 6 |
| Arhmad Branch | 1 | - | - | - | - | - | - | - | 6 |
| Leland Smith | 1 | - | - | - | - | - | - | - | 6 |
| Max Klare | - | - | - | - | 1 | - | - | - | 2 |
| Total | 7 | 5-7 | 4-4 | 0 | 2 | 2 | 0 | 0 | 65 |
| Opponents | 22 | 4-8 | 21-21 | 0 | 0 | 0 | 0 | 0 | 165 |

Total Offense

| Player | g | plays | rush | pass | total | avg/g |
|---------------------|----------|------------|------------|-------------|-------------|--------------|
| Ryan Browne | 3 | 79 | 156 | 396 | 552 | 184.0 |
| Hudson Card | 2 | 58 | -17 | 285 | 268 | 134.0 |
| Devin Mockobee | 4 | 45 | 234 | 0 | 234 | 58.5 |
| Reggie Love III | 4 | 28 | 154 | 0 | 154 | 38.5 |
| Jaheim Merriweather | 4 | 4 | 40 | 0 | 40 | 10.0 |
| Elijah Jackson | 3 | 2 | 13 | 0 | 13 | 4.3 |
| De'Nylon Morrisette | 4 | 1 | 11 | 0 | 11 | 2.8 |
| Shamar Rigby | 4 | 1 | 5 | 0 | 5 | 1.3 |
| Arhmad Branch | 3 | 1 | 3 | 0 | 3 | 1.0 |
| Team | 4 | 0 | -3 | 0 | -3 | -0.8 |
| Total | 4 | 221 | 596 | 681 | 1277 | 319.3 |
| Opponents | 4 | 265 | 697 | 1287 | 1984 | 496.0 |

Field Goals

| Player | fg | pct. | 01-19 | 20-29 | 30-39 | 40-49 | 50-99 | lg | blk |
|------------------|------------|-------------|------------|------------|------------|------------|------------|-----------|----------|
| Spencer Porath | 5-7 | 71.4 | 0-0 | 4-4 | 0-2 | 1-1 | 0-0 | 45 | 0 |
| Opponents | 4-8 | 50.0 | 0-0 | 1-1 | 2-3 | 1-3 | 0-1 | 49 | 2 |

Punting

| Player | no. | yds | avg | lg | tb | fc | i20 | 50+ | blk |
|------------------|-----------|------------|-------------|-----------|----------|----------|----------|----------|----------|
| Keelan Crimmins | 20 | 864 | 43.2 | 58 | 0 | 7 | 3 | 3 | 0 |
| Total | 20 | 864 | 43.2 | 58 | 0 | 7 | 3 | 3 | 0 |
| Opponents | 8 | 341 | 42.6 | 52 | 1 | 1 | 4 | 2 | 0 |

FG Sequence

| Team Name | Purdue | Opponents |
|-----------|-----------|----------------|
| Nebraska | 39,(45) | 42,44,32 |
| Wisconsin | (21),(23) | (26) |
| Illinois | (22),(24) | (30),(49),(38) |
| Oregon | 36 | 50 |

Kickoffs

| Player | no. | yds | avg | tb | ob | retn | net | ydln |
|------------------|-----------|-------------|-------------|-----------|----------|----------|-------------|-----------|
| Ben Freehill | 14 | 862 | 61.6 | 11 | 0 | | | |
| Total | 14 | 862 | 61.6 | 11 | 0 | 2 | 38.9 | 26 |
| Opponents | 27 | 1744 | 64.6 | 20 | 2 | 4 | 40.1 | 24 |

Numbers in (parentheses) indicate field goal was made

All Purpose

| Player | g | rush | rcv | pr | kr | ir | total | avg/g |
|---------------------|----------|------------|-------------|-----------|-----------|-----------|-------------|--------------|
| Devin Mockobee | 4 | 234 | 88 | 0 | 0 | 0 | 322 | 80.5 |
| Max Klare | 4 | 0 | 231 | 0 | 0 | 0 | 231 | 57.8 |
| Reggie Love III | 4 | 154 | 14 | 0 | 0 | 0 | 168 | 42.0 |
| Ryan Browne | 3 | 156 | 0 | 0 | 0 | 0 | 156 | 52.0 |
| Jaron Tibbs | 4 | 0 | 115 | 0 | 0 | 0 | 115 | 28.8 |
| Jahmal Edrine | 3 | 0 | 84 | 0 | 0 | 0 | 84 | 28.0 |
| Elijah Jackson | 3 | 13 | 7 | 0 | 51 | 0 | 71 | 23.7 |
| De'Nylon Morrisette | 4 | 11 | 49 | 0 | 0 | 0 | 60 | 15.0 |
| Drew Biber | 4 | 0 | 52 | 0 | 0 | 0 | 52 | 13.0 |
| Jaheim Merriweather | 4 | 40 | 0 | 0 | 0 | 0 | 40 | 10.0 |
| Leland Smith | 4 | 0 | 15 | 0 | 22 | 0 | 37 | 9.3 |
| Kam Brown | 3 | 0 | 16 | 0 | 0 | 0 | 16 | 5.3 |
| Shamar Rigby | 4 | 5 | 11 | 0 | 0 | 0 | 16 | 4.0 |
| Andrew Sowinski | 4 | 0 | 6 | 0 | 0 | 0 | 6 | 1.5 |
| Arhmad Branch | 3 | 3 | 0 | 0 | 0 | 0 | 3 | 1.0 |
| Dillon Thieneman | 4 | 0 | 0 | 1 | 0 | 0 | 1 | 0.3 |
| Hudson Card | 2 | -17 | -7 | 0 | 0 | 0 | -24 | -12.0 |
| Team | 4 | -3 | 0 | 0 | 0 | 0 | -3 | -0.8 |
| Total | 4 | 596 | 681 | 1 | 73 | 0 | 1351 | 337.8 |
| Opponents | 4 | 697 | 1287 | 47 | 17 | 35 | 2083 | 520.8 |



2024-25 Purdue Football
Overall Defense Statistics
In Conference games

Page 1/1
as of Oct 28, 2024

Team Defense

| | | | Tackles | | | | Sacks | Pass defense | | | Fumbles | | blkd | |
|---------------|---------------------|----------|------------|-----------|------------|--------------|-------------|--------------|-----------|----------|-------------|----------|----------|----------|
| ## | Player | gp | ua | a | tot | tfl/yds | no-yds | int-yds | brup | qbh | fr-yds | ff | kick | saf |
| 31 | Dillon Thieneman | 4 | 21 | 9 | 30 | 1.5-4 | . | . | 3 | . | . | . | . | . |
| 4 | Kydran Jenkins | 4 | 16 | 9 | 25 | 2.5-8 | 1.5-7 | . | . | 1 | . | . | . | . |
| 14 | Yanni Karlaftis | 4 | 18 | 7 | 25 | 1-2 | . | . | 1 | 1 | . | . | . | . |
| 15 | Will Heldt | 4 | 13 | 5 | 18 | 2.5-25 | 2.5-25 | . | . | 1 | 1-16 | . | . | . |
| 32 | Joseph Jefferson II | 4 | 13 | 2 | 15 | . | . | . | . | . | . | . | . | . |
| 10 | Kyndrich Breedlove | 4 | 7 | 5 | 12 | . | . | 3-0 | 3 | 1 | . | . | . | . |
| 19 | Botros Alisandro | 4 | 8 | 2 | 10 | . | . | . | 2 | . | . | . | . | . |
| 40 | Hudson Miller | 4 | 7 | 3 | 10 | . | . | . | 1 | 1 | . | . | . | . |
| 95 | Joe Anderson | 4 | 4 | 5 | 9 | 0.5-1 | . | . | . | . | . | . | 1 | . |
| 6 | Smiley Bradford | 2 | 6 | 2 | 8 | . | . | . | . | . | . | . | . | . |
| 20 | Winston Berglund | 2 | 7 | 1 | 8 | 2-10 | 1-8 | . | . | . | . | . | . | . |
| 2 | Nyland Green | 3 | 5 | 3 | 8 | 1-9 | 1-9 | . | 3 | . | . | 1 | . | . |
| 0 | Jeffrey M'ba | 4 | 5 | 2 | 7 | . | . | . | . | . | . | . | . | . |
| 11 | Antonio Stevens | 2 | 5 | 2 | 7 | 1-1 | . | . | 1 | . | . | . | . | . |
| 91 | Cole Brevard | 4 | 4 | 3 | 7 | 3-7 | . | . | . | . | . | . | . | . |
| 17 | Shitta Sillah | 4 | 6 | . | 6 | 1-1 | . | . | . | . | . | . | . | . |
| 92 | Mo Omonode | 3 | 1 | 3 | 4 | 1-8 | 1-8 | . | . | . | . | . | . | . |
| 97 | Jamarrion Harkless | 4 | 1 | 3 | 4 | . | . | . | . | . | . | . | . | . |
| 34 | Damarjhe Lewis | 2 | 2 | 2 | 4 | . | . | . | . | . | . | . | 1 | . |
| 55 | Jamarius Dinkins | 3 | 1 | 2 | 3 | . | . | . | . | . | . | . | . | . |
| 12 | Tarrion Grant | 4 | 3 | . | 3 | . | . | . | . | . | . | 1 | . | . |
| 18 | Demeco Kennedy | 3 | 3 | . | 3 | . | . | . | . | . | . | . | . | . |
| 44 | Nick Levy | 4 | . | 2 | 2 | . | . | . | . | . | . | . | . | . |
| 41 | Ben Furtney | 4 | 1 | 1 | 2 | . | . | . | . | . | . | . | . | . |
| 98 | Drake Carlson | 4 | 1 | 1 | 2 | . | . | . | . | . | . | . | . | . |
| 1 | Markevious Brown | 1 | 1 | . | 1 | . | . | . | 1 | . | . | . | . | . |
| 99 | Jireh Ojata | 4 | 1 | . | 1 | 1-3 | 1-3 | . | . | . | . | . | . | . |
| 30 | Keelan Crimmins | 4 | 1 | . | 1 | . | . | . | . | . | . | . | . | . |
| Totals | | 4 | 161 | 74 | 235 | 18-79 | 8-60 | 3-0 | 15 | 5 | 1-16 | 2 | 2 | 0 |
| Opponents | | 4 | 142 | 62 | 204 | 28-128 | 12-87 | 2-35 | 14 | 5 | 3-0 | 3 | 0 | 0 |



2024-25 Purdue Football
Games Played
All games

Page 1/2
as of Oct 28, 2024

| ## | Player | GP-GS | INS | ND | OSU | Nebr | Wisc | Illini | Oregon |
|----|-----------------------|-------|-------|-------|-------|-------|-------|--------|--------|
| 0 | Jeffrey M'ba | 7/7 | START | START | START | START | START | START | START |
| 0 | Jayden Dixon-Veal | 3/0 | XXX | XXX | XXX | ... | ... | ... | ... |
| 1 | Hudson Card | 5/5 | START | START | START | START | START | ... | ... |
| 1 | Markevious Brown | 4/4 | START | START | START | START | ... | ... | ... |
| 2 | Nyland Green | 3/3 | ... | ... | ... | START | START | START | ... |
| 2 | Luke Jones | 0/0 | ... | ... | ... | ... | ... | ... | ... |
| 3 | Derrick Rogers Jr. | 2/0 | XXX | XXX | ... | ... | ... | ... | ... |
| 3 | Jaheim Merriweather | 6/0 | XXX | ... | XXX | XXX | XXX | XXX | XXX |
| 4 | Kam Brown | 5/0 | ... | XXX | XXX | XXX | XXX | XXX | ... |
| 4 | Kydran Jenkins | 7/7 | START | START | START | START | START | START | START |
| 5 | Marcos Davila | 0/0 | ... | ... | ... | ... | ... | ... | ... |
| 5 | Luke Williams | 0/0 | ... | ... | ... | ... | ... | ... | ... |
| 6 | Arhmad Branch | 4/0 | XXX | ... | ... | XXX | ... | XXX | XXX |
| 6 | Smiley Bradford | 2/1 | ... | ... | ... | ... | XXX | ... | START |
| 7 | Salim Turner-Muhammad | 2/0 | XXX | XXX | ... | ... | ... | ... | ... |
| 7 | Jahmal Edrine | 5/5 | START | START | ... | ... | START | START | START |
| 8 | C.J. Madden | 3/0 | XXX | XXX | XXX | ... | ... | ... | ... |
| 8 | De'Nylon Morrisette | 7/4 | XXX | XXX | START | START | START | XXX | START |
| 9 | C.J. Smith | 0/0 | ... | ... | ... | ... | ... | ... | ... |
| 9 | Joe Strickland | 1/0 | XXX | ... | ... | ... | ... | ... | ... |
| 10 | Kyndrich Breedlove | 7/6 | START | START | START | XXX | START | START | START |
| 10 | Jesse Watson | 1/0 | XXX | ... | ... | ... | ... | ... | ... |
| 11 | Antonio Stevens | 5/5 | START | START | START | ... | ... | START | START |
| 11 | Tra'Mar Harris | 2/0 | XXX | XXX | ... | ... | ... | ... | ... |
| 12 | Tarrion Grant | 7/3 | START | START | START | XXX | XXX | XXX | XXX |
| 12 | Leland Smith | 7/0 | XXX | XXX | XXX | XXX | XXX | XXX | XXX |
| 13 | Jaron Tibbs | 7/6 | XXX | START | START | START | START | START | START |
| 13 | Koy Beasley | 1/0 | XXX | ... | ... | ... | ... | ... | ... |
| 14 | Yanni Karlaftis | 7/4 | XXX | XXX | XXX | START | START | START | START |
| 14 | Jake Wilson | 0/0 | ... | ... | ... | ... | ... | ... | ... |
| 15 | Will Heldt | 7/7 | START | START | START | START | START | START | START |
| 15 | Ryan Browne | 4/2 | XXX | ... | ... | ... | XXX | START | START |
| 16 | Hudauri Hines | 3/0 | ... | ... | ... | ... | XXX | XXX | XXX |
| 16 | Shamar Rigby | 7/4 | START | START | START | START | XXX | XXX | XXX |
| 17 | Shitta Sillah | 7/4 | START | START | START | START | XXX | XXX | XXX |
| 17 | Christian Gelov | 0/0 | ... | ... | ... | ... | ... | ... | ... |
| 18 | Bennett Meredith | 0/0 | ... | ... | ... | ... | ... | ... | ... |
| 18 | Demeco Kennedy | 6/0 | XXX | XXX | XXX | XXX | XXX | XXX | ... |
| 19 | Botros Alisandro | 7/3 | XXX | XXX | XXX | XXX | START | START | START |
| 19 | Tayvion Galloway | 0/0 | ... | ... | ... | ... | ... | ... | ... |
| 20 | Winston Berglund | 3/0 | XXX | ... | ... | XXX | XXX | ... | ... |
| 20 | Carson Kitchel | 0/0 | ... | ... | ... | ... | ... | ... | ... |
| 21 | D'Mon Marable | 6/0 | ... | XXX | XXX | XXX | XXX | XXX | XXX |
| 22 | Owen Davis | 1/0 | ... | ... | ... | ... | ... | ... | XXX |
| 23 | Reggie Love III | 7/0 | XXX | XXX | XXX | XXX | XXX | XXX | XXX |
| 23 | Trey Smith | 4/0 | XXX | XXX | ... | ... | XXX | XXX | ... |
| 24 | Anthony Brown | 7/0 | XXX | XXX | XXX | XXX | XXX | XXX | XXX |
| 25 | Ty Hudkins | 7/0 | XXX | XXX | XXX | XXX | XXX | XXX | XXX |
| 26 | Andrew Sowinski | 7/0 | XXX | XXX | XXX | XXX | XXX | XXX | XXX |
| 27 | Zeke Williams | 1/0 | ... | XXX | ... | ... | ... | ... | ... |
| 28 | Addai Lewellen | 0/0 | ... | ... | ... | ... | ... | ... | ... |
| 29 | Earl Kulp | 1/0 | XXX | ... | ... | ... | ... | ... | ... |
| 30 | Keelan Crimmins | 7/0 | XXX | XXX | XXX | XXX | XXX | XXX | XXX |
| 31 | Dillon Thieneman | 7/7 | START | START | START | START | START | START | START |
| 32 | Joseph Jefferson II | 7/2 | XXX | XXX | XXX | START | START | XXX | XXX |
| 33 | Elijah Jackson | 6/0 | XXX | XXX | XXX | XXX | XXX | XXX | ... |
| 34 | Damarjhe Lewis | 5/1 | START | XXX | XXX | XXX | XXX | ... | ... |
| 35 | Spencer Porath | 7/0 | XXX | XXX | XXX | XXX | XXX | XXX | XXX |
| 36 | R.J. Lopez | 0/0 | ... | ... | ... | ... | ... | ... | ... |
| 37 | Joey Sumlin | 1/0 | XXX | ... | ... | ... | ... | ... | ... |



2024-25 Purdue Football
Games Played
All games

Page 2/2
as of Oct 28, 2024

| ## | Player | GP-GS | INS | ND | OSU | Nebr | Wisc | Illini | Oregon |
|----|--------------------|-------|-------|-------|-------|-------|-------|--------|--------|
| 37 | Antonio Harris | 2/0 | ... | ... | ... | ... | ... | XXX | XXX |
| 38 | Luke Pettaway | 0/0 | ... | ... | ... | ... | ... | ... | ... |
| 39 | Ben Freehill | 7/0 | XXX | XXX | XXX | XXX | XXX | XXX | XXX |
| 40 | Hudson Miller | 7/0 | XXX | XXX | XXX | XXX | XXX | XXX | XXX |
| 41 | Ben Furtney | 7/0 | XXX | XXX | XXX | XXX | XXX | XXX | XXX |
| 42 | Cooper Kitchel | 0/0 | ... | ... | ... | ... | ... | ... | ... |
| 43 | Landon Heard | 0/0 | ... | ... | ... | ... | ... | ... | ... |
| 43 | Claude Strnad | 0/0 | ... | ... | ... | ... | ... | ... | ... |
| 44 | Nick Levy | 7/0 | XXX | XXX | XXX | XXX | XXX | XXX | XXX |
| 44 | Ayden Murray | 0/0 | ... | ... | ... | ... | ... | ... | ... |
| 45 | Devin Mockobee | 7/7 | START | START | START | START | START | START | START |
| 46 | Sterling Smith | 0/0 | ... | ... | ... | ... | ... | ... | ... |
| 47 | Jamari Payne | 0/0 | ... | ... | ... | ... | ... | ... | ... |
| 48 | Bennett Boehnlein | 7/0 | XXX | XXX | XXX | XXX | XXX | XXX | XXX |
| 49 | Isaiah Needam | 0/0 | ... | ... | ... | ... | ... | ... | ... |
| 50 | John Randle Jr. | 1/0 | XXX | ... | ... | ... | ... | ... | ... |
| 51 | Landon Drennan | 0/0 | ... | ... | ... | ... | ... | ... | ... |
| 52 | Rod Green | 0/0 | ... | ... | ... | ... | ... | ... | ... |
| 53 | Gus Hartwig | 7/7 | START | START | START | START | START | START | START |
| 54 | Luke Griffin | 7/0 | XXX | XXX | XXX | XXX | XXX | XXX | XXX |
| 55 | Jamarius Dinkins | 5/0 | XXX | XXX | ... | XXX | ... | XXX | XXX |
| 55 | DJ Wingfield | 7/7 | START | START | START | START | START | START | START |
| 56 | Reese Hill | 0/0 | ... | ... | ... | ... | ... | ... | ... |
| 57 | Tom Ewing | 0/0 | ... | ... | ... | ... | ... | ... | ... |
| 59 | Thomas Tinsley | 0/0 | ... | ... | ... | ... | ... | ... | ... |
| 61 | Aaron Roberts | 0/0 | ... | ... | ... | ... | ... | ... | ... |
| 63 | Marcus Mbow | 7/7 | START | START | START | START | START | START | START |
| 65 | Jordan King | 0/0 | ... | ... | ... | ... | ... | ... | ... |
| 66 | Anthony Boswell | 0/0 | ... | ... | ... | ... | ... | ... | ... |
| 67 | Drew Woodruff | 0/0 | ... | ... | ... | ... | ... | ... | ... |
| 68 | Jimmy Liston | 0/0 | ... | ... | ... | ... | ... | ... | ... |
| 70 | Max Parrott | 0/0 | ... | ... | ... | ... | ... | ... | ... |
| 71 | Corey Stewart | 6/6 | ... | START | START | START | START | START | START |
| 72 | Jaden Ball | 1/0 | XXX | ... | ... | ... | ... | ... | ... |
| 73 | Jaekwon Bouldin | 0/0 | ... | ... | ... | ... | ... | ... | ... |
| 74 | Joshua Sales Jr. | 3/1 | START | XXX | XXX | ... | ... | ... | ... |
| 75 | Jalen Grant | 3/0 | XXX | XXX | ... | ... | XXX | ... | ... |
| 76 | Ethan Trent | 1/0 | XXX | ... | ... | ... | ... | ... | ... |
| 77 | Mahamane Moussa | 7/7 | START | START | START | START | START | START | START |
| 78 | Bakayne Coly | 7/0 | XXX | XXX | XXX | XXX | XXX | XXX | XXX |
| 79 | Joey Tanona | 5/0 | XXX | ... | ... | XXX | XXX | XXX | XXX |
| 80 | Ryne Shackelford | 0/0 | ... | ... | ... | ... | ... | ... | ... |
| 81 | George Burhenn | 1/0 | XXX | ... | ... | ... | ... | ... | ... |
| 82 | Drew Biber | 7/2 | START | XXX | XXX | XXX | XXX | START | XXX |
| 83 | Andrew Adkison | 7/0 | XXX | XXX | XXX | XXX | XXX | XXX | XXX |
| 84 | Nolan Buckman | 0/0 | ... | ... | ... | ... | ... | ... | ... |
| 85 | Caleb Irving | 2/0 | XXX | XXX | ... | ... | ... | ... | ... |
| 86 | Max Klare | 7/7 | START | START | START | START | START | START | START |
| 87 | Adam Kidder | 0/0 | ... | ... | ... | ... | ... | ... | ... |
| 88 | Donovan Hamilton | 0/0 | ... | ... | ... | ... | ... | ... | ... |
| 89 | Luke Klare | 0/0 | ... | ... | ... | ... | ... | ... | ... |
| 90 | James Hardy | 0/0 | ... | ... | ... | ... | ... | ... | ... |
| 91 | Cole Brevard | 7/7 | START | START | START | START | START | START | START |
| 92 | Mo Omonode | 6/0 | XXX | XXX | XXX | XXX | ... | XXX | XXX |
| 93 | Albert Schwartz | 0/0 | ... | ... | ... | ... | ... | ... | ... |
| 94 | Elijah Taylor | 0/0 | ... | ... | ... | ... | ... | ... | ... |
| 95 | Joe Anderson | 6/6 | ... | START | START | START | START | START | START |
| 96 | Logan Jellison | 0/0 | ... | ... | ... | ... | ... | ... | ... |
| 97 | Jamarrion Harkless | 7/0 | XXX | XXX | XXX | XXX | XXX | XXX | XXX |
| 98 | Drake Carlson | 4/0 | ... | ... | ... | XXX | XXX | XXX | XXX |
| ## | Player | GP-GS | INS | ND | OSU | Nebr | Wisc | Illini | Oregon |
| 99 | Jireh Ojata | 7/0 | XXX | XXX | XXX | XXX | XXX | XXX | XXX |

