

# BIG PURDUE BOILERMAKERS

## 2020-21 BASKETBALL GAME NOTES

MBB Contact: Chris Forman ►► Email: cforman@purdue.edu ►► Office: 765.494.3201 ►► Cell: 413.687.4590 ►► Address: 900 John Wooden Drive, West Lafayette, IN 47907

### GAME 19 // PURDUE AIMS FOR FOURTH STRAIGHT ROAD

**MARYLAND (9-8 / 3-7 BIG TEN) vs. PURDUE (12-6 / 7-4 BIG TEN)**



Tuesday, Feb. 2, 2021 • 6:31 p.m. ET • College Park, Maryland • Xfinity Center

**TV:** BTN (streaming online on the FOX Sports App); **Dave Revsine** and **Jess Settles** on the call.

**RADIO:** 22 stations on the Purdue Radio Network and available on TuneIn.com and TuneIn app; **Rob Blackman** and **Bobby Riddell**.

**LIVE STATS:** PurdueStats.com // **SOCIAL MEDIA:** @BoilerBall on Twitter, Instagram and Facebook

**ALL STATS AND NOTES ARE COMPILED THROUGH GAMES PLAYED JANUARY 31.**

	<b>Record</b> 9-8 <b>Big Ten</b> 3-7 <b>Home</b> 6-4 <b>Away</b> 3-4 <b>Neutral</b> 0-0 <b>Streak</b> Loss-1 <b>AP / Coaches</b> - / - <b>NET / KenPom</b> 42 / 40	<b>vs.</b>	<b>Record</b> 12-6 <b>Big Ten</b> 7-4 <b>Home</b> 7-1 <b>Away</b> 3-4 <b>Neutral</b> 2-1 <b>Streak</b> Win-1 <b>AP / Coaches</b> 24 / RV <b>NET / KenPom</b> 24 / 24	
--	---	------------	---	--

**THE SERIES:** Purdue leads, 6-4 // **LAST MEETING:** Dec. 25, 2020 (Purdue, 73-70) // **STREAK:** Purdue, win-1

#### MARK TURGEON

10th season at Maryland (213-107)  
23rd season overall (463-266)

#### THE HEAD COACHES

Record at School  
Career Record

#### MATT PAINTER

16th season at Purdue (349-180)  
17th season overall (374-185)

#### THE OPENING TIP

- The Purdue men's basketball team looks for its fourth Big Ten road win in a row on Tuesday when it visits Maryland for a 6:30 p.m. ET, tip on the Big Ten Network. **Dave Revsine**, who called the Purdue game on Saturday from a secluded island location, has begrudgingly returned to the snowy Midwest and will call the game with former Iowa standout **Jess Settles**.
- The Boilermakers are coming off perhaps their best half of the year in the win over No. 21-ranked Minnesota on Saturday. The Boilermakers outscored Minnesota 51-27 in the second half to cruise to the 19-point win, and look to continue that momentum at Maryland.

#### THE KEY TALKING POINTS

- Purdue leads the series with Maryland by a 6-4 advantage, but has lost two straight games at the Xfinity Center. Including Tuesday's tilt, one of the teams has been ranked in nine of the 11 meetings between the two squads.
- According to KenPom.com, Purdue ranks 329th (out of 347 teams) in experience (1.06 years). The total is 14th in the Big Ten. Indiana is the next least-experienced team in the league at 1.36 years (285th nationally).
- Purdue has had its full arsenal of rotation players for just 10 of its 18 games this year, missing key personnel for seven games this year. Purdue went 7-3 in those 10 games, all coming against power-conference teams. Purdue will be without **Sasha Stefanovic** vs. Maryland.
- Tuesday's contest will be the 300th conference game that **Matt Painter** will coach in (18 at Southern Illinois; 281 at Purdue). He owns a 191-108 (.639) record in league games. He has finished in the top 3 of the league standings in 10 of his 16 completed seasons.
- With the win over Minnesota, **Matt Painter** has tied Illinois' **Harry Combes** for eighth on the all-time Big Ten wins list with 174 league wins.
- Four freshmen have earned Big Ten Freshman of the Week honors, the most in league history. Michigan (2012-13) and Ohio St. (2010-11) had 3.
- Brandon Newman** was named the Big Ten's Freshman of the Week for the second time this season, now 1-of-2 freshmen with multiple awards.
- With Purdue entering the AP Top 25 this week, the Boilermakers have been nationally-ranked in six straight seasons, the longest streak in school history. Since the start of the 2015-16 season, Purdue has been ranked in 71-of-110 Associated Press top-25 polls.
- Purdue owns two wins over teams ranked in this week's AP Top 10 – one of four schools with multiple top-10 victories (Minn, Texas Tech, Oklahoma).
- Over the last five years since the start of the 2016-17 season, Purdue has the most wins in the Big Ten (61). Michigan State is next at 58.
- With the win over Minnesota, Purdue has won 20 straight games when scoring at least 80 points; 42-2 since the start of the 2017-18 season.

#### PURDUE ROSTER

No.	Name	Yr.	Pos.	Ht.	Wt.	Hometown	GP / GS	PPG	RPG	APG	Other
0	► Mason Gillis	R-Fr.	F	6-6	230	New Castle, Ind.	18 / 13	5.3	3.6	1.1	47.8 FG %
1	Aaron Wheeler	Jr.	F	6-9	205	Stamford, Conn.	18 / 5	3.7	4.7	1.2	11 stls, 11 blks
2	► Eric Hunter Jr.	Jr.	G	6-4	170	Indianapolis, Ind.	14 / 13	9.9	2.9	3.5	28-33 FTs
4	Emmanuel Dowuona	So.	C	6-10	245	Miami, Fla.	0 / 0	—	—	—	
5	► Brandon Newman	R-Fr.	G	6-5	195	Valparaiso, Ind.	18 / 18	10.1	3.5	1.5	25-26 FTs
11	Isaiah Thompson	So.	G	6-1	160	Zionsville, Ind.	18 / 5	4.9	1.4	1.2	15-37 3Ps
14	Jared Wulbrun	Jr.	G	5-10	170	Stanford, Calif.	1 / 0	3.0	0.0	1.0	
15	Zach Edey	Fr.	C	7-4	285	Toronto, Ontario	18 / 2	7.7	4.0	0.2	58.1 FG %
21	Matt Frost	So.	F	6-5	200	Columbus, Ind.	1 / 0	3.0	0.0	1.0	
22	Chase Martin	Fr.	G	6-3	195	Columbia, Mo.	1 / 0	0.0	0.0	0.0	
23	Jaden Ivey	Fr.	G	6-4	200	South Bend, Ind.	13 / 2	7.5	2.7	1.6	6W 3 vs. OSU
24	Ethan Morton	Fr.	G	6-6	215	Butler, Pa.	18 / 0	0.6	0.7	1.0	1 TO last 12
34	Carson Barrett	Fr.	G	6-5	215	Lafayette, Ind.	0 / 0	—	—	—	
50	► Trevion Williams	Jr.	F	6-10	265	Chicago, Ill.	18 / 16	15.4	9.8	2.2	10+ pts last 13
55	► Sasha Stefanovic	Jr.	G	6-5	200	Crown Point, Ind.	16 / 16	11.1	3.2	2.4	41-90 3Ps

#### PURDUE SCHEDULE

Date	P / O	Rank	Opponent	TV	Time/Result
N25	1	- / -	vs. Liberty	CBS SN	W, 77-64
N26	1	- / -	vs. Clemson	CBS SN	L, 70-81
D1		- / -	Oakland	BTN	W, 93-50
D4		- / -	Valparaiso	BTN	W, 88-61
D8	2	- / -	at Miami	ESPN2	L, 54-58
D12		- / -	Indiana State	BTN	W, 80-68
D16	*	- / 20	Ohio State	BTN	W, 67-60
D19	3	- / -	vs. Notre Dame	ESPN2	W, 88-78
D22	*	RV / 4	at Iowa	BTN	L, 55-70
D25	*	RV / -	Maryland	FS1	W, 73-70
D29	*	- / 14	at Rutgers	FS1	L, 76-81
J2	*	- / 15	at Illinois	BTN	L, 58-66
J5	*	- / -	Nebraska	BTN	Postponed
J8	*	- / 23	at Michigan State	FS1	W, 55-54
J14	*	- / RV	at Indiana	FS1	W, 81-69
J17	*	- / -	Penn State	BTN	W, 80-72
J19	*	RV / 15	at Ohio State	BTN	W, 67-65
J22	*	RV / 7	Michigan	FS1	L, 53-70
J30	*	RV / 21	Minnesota	BTN	W, 81-62
F2	*	24 / -	at Maryland	BTN	6:30 p.m.
F6	*	24 / -	Northwestern	BTN	4:30 p.m.
F11	*	- / RV	at Minnesota	BTN	TBA
F16	*	- / -	Michigan State	ESPN / ESPN2	7 p.m.
F20	*	- / -	at Nebraska	BTN	TBA
F26	*	- / -	at Penn State	FS1	TBA
M2	*	- / 19	Wisconsin	ESPN / ESPN2	TBA
M6	*	- / -	Indiana	ESPN / ESPN2	TBA
M10	4	- / -	Big Ten Tournament First Round		TBA
M11	4	- / -	Big Ten Tournament Second Round		TBA
M12	4	- / -	Big Ten Tournament Quarterfinals		TBA
M13	4	- / -	Big Ten Tournament Semifinals		TBA
M14	4	- / -	Big Ten Tournament Championship		TBA
TBA	5	- / -	NCAA Tournament		TBA

\* Home games played at Mackey Arena

\* All times Eastern and subject to change.

\* Denotes Big Ten Conference Game

1 Denotes Space Coast Challenge (Melbourne, Fla.)

2 Denotes ACC / Big Ten Challenge (Coral Gables, Fla.)

3 Denotes Crossroads Classic (Indianapolis, Ind.)

4 Big Ten Tournament (Chicago, Ill.)

5 NCAA Tournament (Indianapolis, Ind. and surrounding area)

#### INSIDE THE NUMBERS

MARYLAND			PURDUE		
NCAA Rk.	Stats	Category	Stats	NCAA Rk.	
191	71.4	Scoring Offense	70.9	201	
89	67.1	Scoring Defense	66.6	80	
133	+4.3	Scoring Margin	+4.3	130	
77	.462	FG Percentage	.446	149	
149	.424	FG Pct. Defense	.414	91	
81	.358	3-Point Percentage	.352	102	
84	8.2	3-Pointers / Game	7.7	126	
252	.676	Free Throw Percentage	.701	179	
169	+0.8	Rebound Margin	+6.7	28	
132	13.9	Assists	14.4	105	
51	1.27	Assist / TO Ratio	1.11	105	
25	10.9	Turnovers	13.0	126	
178	+0.00	Turnover Margin	-1.67	267	

#### FOLLOW THE BOILERMAKERS

- Web:** PurdueSports.com
- Twitter:** @BoilerBall / @PurdueMBBNotes
- Instagram:** BoilerBall

#BOILERUP | @BOILERBALL | PURDUESPORTS.COM

**MEDIA AVAILABILITY** (all times Eastern; contact Chris Forman for more information; all interviews will take place over Zoom)

PURDUE IN THE NATIONAL POLLS																		FINAL	▶ Purdue has now been ranked in the AP Poll in six straight seasons. ▶ That is the longest yearly streak in school history. ▶ Last time ranked: 2019-20 Preseason poll (#23)
	PRE.	N30	D7	D14	D21	D28	J4	J11	J18	J25	F1	F8	F15	F22	M1	M8	M15		
AP	--	--	--	--	RV	--	--	--	RV	RV	24								
USA Today	RV	--	--	--	RV	RV	--	--	--	RV	RV								

- Tuesday's contest with Maryland marks the 11th all-time meeting between the two teams, with Purdue owning a slim 6-4 series lead.
- Six of the 10 games between the two teams have been decided by 7 or fewer points, and just two games have been decided by double-digits.
- With Purdue entering the national rankings this week, at least one team has been ranked in nine of the 11 games (including Tuesday) the two teams have played against each other (Purdue - 6; Maryland - 7).

▶ ALL-TIME MEETINGS WITH MARYLAND				
Date	P / O	Site	Result	Score
1-10-15	- / 11	West Lafayette, Ind.	L	60-69
2-6-16	18 / 4	College Park, Md.	L	61-72
2-27-16	20 / 10	West Lafayette, Ind.	W	83-79
2-4-17	23 / 17	College Park, Md.	W	73-72
12-1-17	- / -	College Park, Md.	W	80-75
1-31-18	3 / -	West Lafayette, Ind.	W	75-67
12-6-18	- / 23	West Lafayette, Ind.	W	62-60
2-12-19	12 / 24	College Park, Md.	L	56-70
1-18-20	- / 17	College Park, Md.	L	50-57
12-25-20	- / -	West Lafayette, Ind.	W	73-70

Name	GP-GS	FG-A	Reb.	Ast.	Blk.	Stl.	PPG
B. Newman	1-1	7-11	2.0	1.0	0.0	1.0	17.0
J. Ivey	1-0	4-8	5.0	4.0	0.0	1.0	11.0
E. Hunter Jr.	4-2	10-24	1.3	0.8	0.0	0.0	6.5
T. Williams	4-3	11-23	4.5	0.8	0.0	0.3	6.0
Z. Edey	1-0	2-6	7.0	0.0	2.0	0.0	6.0
M. Gillis	1-1	1-5	6.0	2.0	0.0	0.0	5.0
A. Wheeler	4-1	7-16	1.5	0.3	0.8	0.5	4.5
I. Thompson	2-0	3-9	1.0	2.0	0.0	0.5	4.0
S. Stefanovic	4-2	2-14	3.5	1.5	0.0	0.8	2.5
E. Morton	1-0	0-0	0.0	0.0	0.0	0.0	0.0

## ABOUT THE BOILERMAKERS

- Beginning its stretch run, Purdue owns a 7-4 league record and a 12-6 overall record. The Boilermakers opened Big Ten play with a 2-3 record, but have won five of their last six contests to put themselves in position for a double-bye in the Big Ten Tournament.
- Never satisfied with the defense, Coach Painter's squad has held seven straight opponents to 72 or fewer points.
- The Boilermakers have also surged in the second half, outscoring its opponents by 61 combined points in the final 20 minutes.
- Purdue has six players averaging between 7.5 and 15.4 points per game. Nine different players have scored at least 10 points in a game twice this season.

- With the win over Minnesota on Saturday, head coach **Matt Painter** has now won 53 games over ranked teams while at Purdue. His record is 53-87 (.379) during his career at Purdue against ranked teams, but since the start of the 2016-17 season, Painter is 23-23 in such games.
- Purdue is eighth nationally with 23 ranked wins over the last five years.

► Through games played Jan. 31.

- Purdue has positioned itself nicely to make a run to another strong seed in the NCAA Tournament with some nice wins under its belt.
- Purdue's four wins over nationally-ranked teams are tied for the most in America (Purdue, Gonzaga, Iowa, Kansas, Minnesota, Virginia Tech, Ohio State, Oklahoma).
- Purdue's four Quad-1 wins rank as the seventh-most nationally (Illinois, Ohio State, Missouri, Alabama, Baylor, Gonzaga all with five).
- Purdue's nine Quad-1 and Quad-2 wins rank second nationally behind Alabama (10).
- Purdue's 14 Quad-1 and Quad-2 games played lead the country.
- Purdue's seven top-50 wins against the top 50 on the Sagarin ratings are tied for the most nationally (Illinois, Wisconsin).
- Purdue's strength of schedule ranks 8th in the Sagarin ratings, 8th in KenPom, 9th in the NCAA Net rankings and 11th in the ESPN BPI rankings.

- Purdue has won four games this year when trailing by 11 or more points, tied for the most 11-point comebacks in school history (1982-83 season – 4). Three of the comebacks came against ranked teams.

**STREAKING ON THE ROAD**

- Purdue has won three straight road games for the first time since Jan. 11 to 31, 2019 – a run that lifted Purdue to a Big Ten Championship.
- A win over Maryland would give Purdue a four-game road winning streak for the first time since winning six straight in 2017-18.

---

## FLAIR FOR THE DRAMATIC

- **Jaden Ivey** becomes the first Purdue freshman to score the game-winning points in the final five seconds of a game since **Carsen Edwards** hit two free throws with 2.4 seconds left against Maryland on Feb. 4, 2017, to give Purdue a 73-72 win.

- Purdue has found a way to win five of its last six games, despite struggling from the perimeter.

## FRESHMAN CLASS SHINING BRIGHT

► PURDUE FRESHMEN AMONG BIG TEN FRESHMEN LEADERS							
Player	Min.	PPG	RPG	APG	Blk.	Stl.	3PM
Brandon Newman	1st	2nd	8th	6th	6th	4th	2nd
Zach Edey	9th	5th	5th	—	2nd	—	—
Jaden Ivey	12th	6th	12th	4th	—	11th	6th
Mason Gillis	4th	12th	6th	10th	—	6th	4th
Ethan Morton	16th	—	—	14th	—	—	14th

No.	Team [Players]	Year
4	Purdue [Z. Edey, M. Gillis, J. Ivey, B. Newman]	2020-21
3	Michigan [M. McGary, N. Stauskas, G. Robinson III]	2012-13
3	Ohio State [J. Sullinger, D. Thomas, A. Craft]	2010-11

**FRESHMAN CLASS PILING UP SOME BIG GAMES**

• The 51 points scored by freshmen vs. Minnesota were the second most for a freshman class under Painter and the most since Nov. 24, 2007.

**► 44+ POINTS SCORED BY A FRESHMAN CLASS UNDER PAINTER**

Pts.	Opponent	Date	Result
54	Loyola, Chicago	11-24-07	W, 84-53
<b>51</b>	<b>[21] Minnesota</b>	<b>1-30-21</b>	<b>W, 81-62</b>
49	Penn State	2-5-13	W, 58-49
49	Ohio State	3-4-08	L, 77-80
46	Western Illinois	3-20-13	W, 81-67
46	Minnesota	3-9-13	W, 89-73
46	[15] Indiana	2-19-08	L, 68-77
45	Iowa State	12-22-07	L, 80-83
<b>44</b>	<b>Oakland</b>	<b>12-1-20</b>	<b>W, 93-50</b>
<b>44</b>	<b>Liberty</b>	<b>11-25-20</b>	<b>W, 77-64</b>
44	Baylor	3-20-08	W, 90-79
44	Lipscomb	11-21-07	W, 66-62
44	Chicago State	12-6-05	W, 69-56

**CENTER PRODUCTION**

• Matt Painter has said that he looks at production totals for the position and the center position of **Zach Edey** and **Trevion Williams** have put up big numbers.

• The duo has recorded a combined double-double in every game but one and has significantly cut down its turnovers since the start of the season. In the first seven games, the pair had 40 turnovers (5.7 per game). In the last 11 games, just 30 turnovers (2.7 per game).

**► CENTER POSITION GAME-BY-GAME**

Date	Opponent	FG-A	Pts.	Rebs.	Blks.	TOs
Nov. 25	Liberty	12-17	26	16	1	5
Nov. 26	Clemson	10-19	27	16	2	6
Dec. 1	Oakland	8-17	21	21	1	7
Dec. 4	Valparaiso	9-21	23	12	1	5
Dec. 8	Miami, Fla.	9-15	23	9	0	6
Dec. 12	Indiana State	17-24	40	14	3	4
Dec. 16	[20] Ohio State	6-15	17	14	2	7
Dec. 19	Notre Dame	10-18	23	10	0	3
Dec. 22	[4] Iowa	8-16	17	10	3	3
Dec. 25	Maryland	6-15	16	15	2	3
Dec. 29	[14] Rutgers	11-13	24	15	1	2
Jan. 2	[15] Illinois	10-20	21	12	4	3
Jan. 8	[23] Michigan St.	12-19	32	12	1	3
Jan. 14	Indiana	9-19	22	10	0	3
Jan. 17	Penn State	8-15	20	17	2	2
Jan. 19	[15] Ohio State	10-18	24	12	1	2
Jan. 22	[7] Michigan	7-19	18	19	3	2
Jan. 30	[21] Minnesota	8-19	21	15	0	4
<b>TOTALS</b>		<b>170-321</b>	<b>415</b>	<b>249</b>	<b>27</b>	<b>70</b>
<b>AVERAGE</b>		<b>.530</b>	<b>23.1</b>	<b>13.8</b>	<b>1.5</b>	<b>3.9</b>

**THE RECORDS WHEN...**

• When Purdue outscore its opponent in the paint: ..... 10-4  
 • When Purdue outscore its opponent in points off turnovers: ..... 7-1  
 • When Purdue outscore its opponent in second-chance points: ... 8-3  
 • When Purdue's bench outscore its opponents bench: ..... 8-3  
 • When Purdue's freshman class scores 30 points: ..... 7-2  
 • When Purdue's junior class scores 40 points: ..... 6-0  
 • When Purdue's starters outscore its opponents starters: ..... 7-0  
 • When Purdue makes more free throws than its opponent: ..... 7-0  
 • When Purdue has an assist / turnover ratio better than 1.00: ..... 9-2  
 • When Purdue has a points / possession better than 1.00: ..... 10-1  
 • When Purdue shoots under 70.0 percent from the FT line: ..... 7-2  
 • When Purdue has a run of 10 points or better: ..... 6-2  
 • When Purdue's opponent has a run of 10 points or better: ..... 5-4

**THE TREVION WILLIAMS FILE**

• **Trevion Williams** has become one of the Big Ten's best players.  
 • Williams' 30 points against Indiana State off the bench were the most off the bench in school history. He became the eighth player in school history with a pair of 30-10 games in Purdue history (**Terry Dischinger - 24; Dave Schellhase - 19; Glenn Robinson - 12; Joe Barry Carroll - 5; Bob Ford - 3; Russell Cross - 2; Wilson Eison - 2**).  
 • Williams is one of eight players nationally to average 15.0 PPG, 9.0 RPG and 2.0 APG this season, and the only Power-6 player to reach those marks.

**► 15.0 PPG, 9.0 RPG, 2.0 APG THIS SEASON (MIN. 10 GAMES)**

Player (Team)	PPG	RPG	APG	MPG
Hayden Brown (The Citadel)	21.0	10.2	2.5	30.2
Danny Pippen (Kent State)	20.9	9.2	2.8	31.6
Malachi Smith (Chattanooga)	16.1	9.5	3.4	35.8
David Roddy (Colorado State)	16.0	9.3	2.7	31.0
Gaige Prim (Missouri State)	15.9	9.7	3.5	28.5
<b>Trevion Williams (Purdue)</b>	<b>15.4</b>	<b>9.8</b>	<b>2.2</b>	<b>25.1</b>
Loudon Love (Wright State)	15.3	10.1	2.1	27.1
Christian Guess (Samford)	15.1	9.0	2.3	27.9

• Williams is averaging 16.6 points, 9.8 rebounds and 2.3 assists in Big Ten play. Since the 1992-93 season, just four other Big Ten players have averaged 16, 9 and 2 in league play.

**► 16.0 PPG, 9.0 RPG, 2.0 APG IN BIG TEN PLAY (SINCE 1992-93)**

Year	Player (Team)	PPG	RPG	APG
<b>2020-21</b>	<b>Trevion Williams (Purdue)</b>	<b>16.6</b>	<b>9.8</b>	<b>2.3</b>
2018-19	Ethan Happ (Wisconsin)	16.8	9.7	4.6
2017-18	Keita Bates-Diop (Ohio State)	19.4	9.2	2.0
2016-17	Caleb Swanigan (Purdue)	18.9	12.6	2.6
2011-12	Draymond Green (Michigan State)	16.7	10.6	3.6

• Williams has had 13 straight games where he has recorded at least 10 points and 7 rebounds, the second-longest 10-7 streak in the country.

**► CONSECUTIVE GAMES OF 10 POINTS, 7 REBOUNDS**

Player	Team	No.
Charles Bassey	Western Kentucky	16
<b>Trevion Williams</b>	<b>Purdue</b>	<b>13</b>
Justin Champagnie	Pittsburgh	11
Baylor Scheierman	South Dakota State	10

• Williams has 11 games (out of 18) of at least 10 points, 7 rebounds and 2 assists, the second most in the country.

**► MOST GAMES OF 10 POINTS, 7 REBOUNDS, 2 ASSISTS**

Player	Team	No.
Malachi Smith	Chattanooga	12
<b>Trevion Williams</b>	<b>Purdue</b>	<b>11</b>
Loudon Love	Wright State	11

**HELLO, NEWMAN**

• Freshman sharpshooter **Brandon Newman** has made an impact on the perimeter, being one of three freshmen nationally to have made at least 30 3-pointers and shoot at least 44.0 percent from long range.

**► FRESHMEN WITH 30+ 3-PTRS AND SHOOT 44.0 % FROM DEEP**

3PM	Pct.	Player	Team
32	.471	Xavier DuSell	Wyoming
32	.451	Josh Corbin	Winthrop
<b>30</b>	<b>.443</b>	<b>Brandon Newman</b>	<b>Purdue</b>

• Newman is one of three players in the country with these marks.

**► PLAYERS WITH 30 3-POINTERS AND 95.0 FREE THROW %**

Player (Team)	Class	3PMs	FT %
P.J. Pipes (Green Bay)	Sr.	46	1.000
Adrian Delph (Appalachian State)	Jr.	41	.968
<b>Brandon Newman (Purdue)</b>	<b>Fr.</b>	<b>30</b>	<b>.962</b>

• Since the 2010-11 season, only two Purdue players have had at least 29 points, 6 rebounds, 5 trifectas and 6 made free throws in the same game.

**► 29 PTS, 6 REBS, 5 3PM, 6 FTS IN SAME GAME (PURDUE, SINCE 2010-11)**

Player vs. Opponent	Pts.	Rebs.	3PM	FTM	Date
<b>Brandon Newman vs. Minnesota</b>	<b>29</b>	<b>6</b>	<b>5</b>	<b>6</b>	<b>1-30-21</b>
Carsen Edwards vs. Villanova	42	6	9	9	3-23-19

• The list of Big Ten players since 2010-11 to reach the above marks are **Brandon Paul, Malcolm Hill, Peter Jok (2x), Caris LeVert, Denzel Valentine, Talar Battle, Edwards and Newman**.

• Newman's 29 points against Minnesota were the fourth most for a freshman in school history.

**► POINTS IN A GAME BY A FRESHMAN IN SCHOOL HISTORY**

Player vs. Opponent	Date	Pts.
Kyle Macy vs. Minnesota	1-3-76	38
Russell Cross vs. Tennessee	12-6-80	32
A.J. Hammons vs. [3] Indiana	1-30-13	30
<b>Brandon Newman vs. [21] Minnesota</b>	<b>1-30-21</b>	<b>29</b>

**2020-21 BIG TEN STANDINGS**

Team Standings	Conf.	Pct.	Overall	Pct.	NET
(4) Michigan	8-1	.889	13-1	.929	3
(12) Illinois	7-3	.700	11-5	.688	5
(7) Ohio State	8-4	.667	14-4	.778	12
(8) Iowa	6-3	.667	12-4	.750	6
<b>[24] PURDUE</b>	<b>7-4</b>	<b>.636</b>	<b>12-6</b>	<b>.667</b>	<b>24</b>
(19) Wisconsin	7-4	.636	13-5	.722	18
(RV) Rutgers	6-6	.500	10-6	.625	32
Indiana	4-5	.444	9-7	.563	47
(RV) Minnesota	4-6	.400	11-6	.647	49
Penn State	3-6	.333	6-7	.462	29
Maryland	3-7	.300	9-8	.529	42
Northwestern	3-7	.300	6-8	.429	86
Michigan State	2-6	.250	8-6	.571	95
Nebraska	0-5	.000	4-8	.333	164

► Through games played Jan. 31.

**2020-21 BIG TEN LEADERS (All games)**

Team Category	All Games	Rk.	B1G Games	Rk.
Scoring Defense	66.6	3	67.2	3
Field Goal Percentage Defense	.414	5	.413	3
Offensive Rebounds / Game	11.4	3	11.5	3
Rebound Margin	+6.7	3	+4.5	5
Scoring Margin	+4.3	9	+0.6	6
3-Point Percentage Defense	.320	3	.335	7
Field Goal Percentage	.446	9	.428	8
Blocked Shots / Game	3.0	11	3.2	8
Scoring Offense	70.9	14	67.8	10
Assists / Game	14.4	8	12.4	10
Free Throw Percentage	.701	9	.702	10
Steals / Game	4.8	10	4.7	10
3-Point Percentage	.352	8	.319	11
Turnovers Per Game	13.0	12	12.4	12
3-Pointers / Game	7.7	9	6.6	13
Assist / Turnover Ratio	1.11	13	1.00	13
Turnover Margin	-1.67	11	-2.09	13

► Through games played Jan. 31.

**Individual Category (All Games)**

	No.	B1G	NCAA
3-Point Percentage	Sasha Stefanovic .456	1	11
Off. Rebounds / Game	Trevion Williams 3.89	1	8
3-Pointers Per Game	Sasha Stefanovic 2.56	2	80
Rebounds Per Game	Trevion Williams 9.8	2	22
Double-Doubles	Trevion Williams 7	2	11
Field Goal Percentage	Trevion Williams .511	6	94
Def. Rebounds / Game	Trevion Williams 5.94	5	72
Points Per Game	Trevion Williams 15.4	9	---
Minutes Played / Game	Sasha Stefanovic 31.2	10	---
Assists / Game	Eric Hunter Jr. 3.5	13	---
Blocked Shots Per Game	Zach Edey 1.00	15	---

► Through games played Jan. 31.

**INSIDE THE NUMBERS (2006-07 season; Painter's 2nd yr.)**

Overall Wins	Total	Conference Wins	Total
Michigan State	381	Wisconsin	184
Ohio State	371	Michigan State	178
Wisconsin	368	Ohio State	172
<b>Purdue</b>	<b>340</b>	<b>Purdue</b>	<b>171</b>
Michigan	333	Michigan	152
Maryland	320	Maryland	144
Illinois	276	Indiana	124
Indiana	276	Illinois	119
Minnesota	271	Iowa	119
Iowa	261	Minnesota	101
Penn State	237	Penn State	90
Nebraska	228	Nebraska	88
Northwestern	225	Northwestern	83
Rutgers	194	Rutgers	67

► Through games played Jan. 31.

► Through games played Jan. 31.

## GAME 19 // PURDUE AT MARYLAND // FEBRUARY 2, 2021

### COULD BECOME AN EXCLUSIVE GROUP

• The Purdue freshmen are on pace to have four players score at least 150 points this season, marking the second time in school history that four rookies would reach that mark, joining the "Baby Boilers" Class of 2008.

#### ► HIGHEST SCORING AVERAGES AMONG PURDUE FR. CLASSES

Avg.	Pts.	Players	Year
37.3	1,267	E. Moore, R. Hummel, J. Johnson, S. Martin	2008
34.6	1,038	B. Cardinal, J. Cornell, M. Robinson, G. McQuay	1997
33.1	928	W. Jordan, W. Walls, E. Parker (+2)	1975
31.0	1,054	A. Hammons, R. Johnson, R. Davis (+3)	2013
<b>29.1</b>	<b>523</b>	<b>B. Newman, Z. Edey, M. Gillis, J. Ivey, E. Morton (+2)</b>	<b>2021</b>

#### ► PURDUE FRESHMEN SCORING LIST

Rk.	Pts.	Player	Year
35.	182	Jajuan Johnson	2008
<b>36.</b>	<b>181</b>	<b>Brandon Newman</b>	<b>2021</b>
—			
51.	151	Korey Spates	2006
	151	Brett Buscher	2001
53.	150	Keaton Grant	2007
<b>54.</b>	<b>138</b>	<b>Zach Edey</b>	<b>2021</b>
—	<b>98</b>	<b>Jaden Ivey</b>	<b>2021</b>
—	<b>95</b>	<b>Mason Gillis</b>	<b>2021</b>

### HOME SWEET HOME

• Purdue boasts one of the best homecourt advantages in not only the Big Ten, but nationally as well.

#### ► HOME WINNING PCT. LAST 6 YEARS (Power Teams)

Team	2020-21	Since 2015-16	Pct.
Kansas	7-1	81-6	.931
Oregon	6-1	87-8	.916
Florida State	9-1	82-8	.911
Virginia	7-0	79-9	.898
Villanova	4-0	70-8	.897
Houston	10-0	85-10	.895
Kentucky	3-3	84-10	.894
<b>Purdue</b>	<b>7-1</b>	<b>81-10</b>	<b>.890</b>

► Through games played Jan. 31.

#### ► FEWEST HOME LOSSES NATIONALLY / BIG TEN LAST 6 YEARS

National*	Losses	Big Ten	Losses
Gonzaga	6	<b>Purdue</b>	<b>10</b>
Kansas	6	Michigan State	11
Florida State	8	Michigan	14
Oregon	8	Maryland	17
Villanova	8	Iowa	20
Virginia	9	Wisconsin	20
<b>Purdue</b>	<b>10</b>	Indiana	23
Houston	10	Ohio State	23
Kentucky	10	Minnesota	28

► Through games played Jan. 31. // \* Power schools

### THE THREE-POINT ATTACK

• Since the start of the 2015-16 season, Purdue has had 22 games of 14 or more 3-pointers, good for the third-highest total in the Power-6 conferences.

#### ► GAMES WITH 14+ 3-POINTERS (Power-6 teams)

No.	Team
34	Villanova
23	Auburn
<b>22</b>	<b>Purdue, Creighton</b>
19	Marquette

► Through games played Jan. 31.

### BOMBS AWAY

• Over the last five years (since 2016-17), Purdue has made 1,394 3-pointers, good for the fifth most by a power-6 school in the country.

• Purdue is one of nine schools to have made at least 1,000 3-pointers and shoot at least 38.0 percent from long distance in that span (Wofford, Creighton, Marquette, **Purdue**, South Dakota State, Saint Mary's, Weber State, Lehigh, Loyola Chicago).

#### ► MOST 3-POINTERS SINCE 2016-17 SEASON (Power-6 teams)

3PM	Pct.	Team
1,581	.372	Villanova
1,490	.383	Creighton
1,483	.351	Auburn
1,465	.399	Marquette
1,394	.380	Purdue

► Through games played Jan. 31.

### BIG WINS

• Since the start of the 2015-16 season, 28 of Purdue's 137 wins have come by 30 or more points, the third-highest total nationally.

#### ► MOST 30-POINT WINS SINCE 2015-16 SEASON

No.	Team
56	Gonzaga
30	Duke
<b>28</b>	<b>Purdue</b>
25	Kansas, West Virginia

► Through games played Jan. 31.

### BIG WINS, TIMES TWO

• Since the start of the 2015-16 season, 52 of Purdue's 137 wins have come by 20 or more points, the fifth-most nationally.

#### ► MOST 20-POINT WINS SINCE 2015-16 SEASON

No.	Team
96	Gonzaga
56	Duke
54	Villanova
53	Michigan State
<b>52</b>	<b>Purdue</b>

► Through games played Jan. 31.

### BOILER NOTES

• Purdue is 117-13 since the start of the 2014-15 season when attempting more free throws than its foes (5-0 this year; 250-36 under Painter).

• Purdue is 157-7 when under Painter when holding foes to 59 or fewer points. Three of the seven losses came during the 2012-13 season.

• Purdue is 38-5 since the start of the 2017-18 season when making 10 or more 3-pointers in a game. Under Painter, Purdue is 82-17 overall, having won six straight games.

• Purdue is 128-12 under Painter when scoring at least 80 points, including 42-2 (losses to Notre Dame and Virginia Tech in 2018-19 season) since the start of the 2017-18 season.

• Purdue is 132-13 under Painter when winning the rebound and turnover battles in the same game, having won 11 straight games.

• Purdue has won 12 straight games when wearing its gold uniforms, dating to a New Year's Day loss vs. Minnesota in 2017. Purdue is 1-0 this year when wearing gold after defeating Maryland on Christmas Day.

### ONE OF THE NATION'S ELITE TEAMS

• Since the start of the 2015-16 season, Purdue's 136 victories rank 13th among all Division I teams (vs. other Division I teams).

#### ► WINS NATIONALLY SINCE 2015-16 (D-I WINS)

Team (Wins over Non-DI teams)	2016-20	2020-21	Total
Gonzaga (1)	160-21	17-0	177-21
Villanova	153-30	11-1	164-31
Kansas (1)	149-31	10-6	159-37
Virginia	141-32	11-3	152-35
Saint Mary's	134-37	11-5	145-42
Duke	139-40	7-5	146-45
Kentucky	140-39	5-10	145-49
North Carolina (1)	134-51	11-5	145-56
Oregon (2)	134-46	9-3	143-49
Michigan (2)	129-52	13-1	142-53
Michigan St.	133-42	8-6	141-48
Houston	126-41	15-1	141-42
<b>Purdue</b>	<b>125-49</b>	<b>12-6</b>	<b>137-55</b>
Nevada (2)	127-46	10-7	137-53
Arizona	122-51	13-4	135-55
Vermont (5)	127-42	7-3	134-45
Cincinnati	131-39	3-7	134-46
Florida State	124-48	10-3	134-51
Belmont (4)	127-41	17-1	134-42

► Through games played Jan. 31.

### PURDUE CLIMBING THE CHART

• Purdue needs one win for 1,850 in its history, ranking 11th on the NCAA all-time wins list.

#### ► MOST WINS / NCAA HISTORY

Team	Wins	Losses	Pct.	Games
Kentucky	2,325	723	.763	3,048
Kansas	2,313	868	.727	3,181
North Carolina	2,286	823	.735	3,109
Duke	2,208	898	.711	3,106
Temple	1,944	1,101	.638	3,045
Syracuse	1,932	927	.676	2,859
UCLA	1,919	867	.689	2,786
Notre Dame	1,910	1,051	.645	2,961
St. John's	1,882	1,051	.642	2,933
Indiana	1,866	1,068	.636	2,934
<b>Purdue</b>	<b>1,849</b>	<b>1,041</b>	<b>.640</b>	<b>2,890</b>
Arizona	1,847	961	.658	2,808
Utah	1,842	1,026	.642	2,868
Cincinnati	1,839	1,032	.641	2,871

► Through games played Jan. 31.

### GIMME FIVE... STRAIGHT

• Purdue has earned five straight NCAA Tournament berths. The streak is the second-longest among Big Ten teams (Michigan State - 22; Purdue - 5) and the 10th longest nationally.

#### ► LONGEST ACTIVE NCAA TOURNAMENT STREAK

No.	Team	Last
30	Kansas	1989
24	Duke	1995
22	Michigan State	1997
21	Gonzaga	1998
9	Cincinnati	2010
9	North Carolina	2010
7	Villanova	2013
6	Kentucky	2013
6	Virginia	2013
<b>5</b>	<b>Purdue</b>	<b>2014</b>

### TOP-FIVE SEED LINES

• Purdue has been a top-five seed in each of the last four NCAA Tournaments, being one of six teams nationally to accomplish that feat. Purdue is one of eight schools to be a top-3 seed in each of the last two tournaments (Virginia, Tennessee, UNC, Michigan, Texas Tech, Duke, Mich. St.).

#### ► TOP-FIVE NCAA TOURNAMENT SEEDS IN LAST FOUR TOURNAMENTS

Team	2016	2017	2018	2019	Avg.
North Carolina	1	1	2	1	1.3
Kansas	1	1	1	4	1.8
Virginia	1	5	1	1	2.0
Duke	4	2	2	1	2.3
Kentucky	4	2	5	2	3.3
<b>Purdue</b>	<b>5</b>	<b>4</b>	<b>2</b>	<b>3</b>	<b>3.5</b>

### NCAA WINS ARE PILING UP

• Purdue has won seven NCAA Tournament games over the last three tournaments, tied for the eighth-highest total nationally.

#### ► NCAA TOURNAMENT WINS SINCE 2017 TOURNAMENT

Team	2017	2018	2019	2020	Total
Gonzaga	5	2	3	—	10
Michigan	2	5	2	—	9
North Carolina	6	1	2	—	9
Kansas	3	4	1	—	8
Kentucky	3	2	3	—	8
Texas Tech	0	3	5	—	8
Villanova	1	6	1	—	8
<b>Purdue</b>	<b>2</b>	<b>2</b>	<b>3</b>	—	<b>7</b>
Duke	1	3	3	—	7
Virginia	1	0	6	—	7



MACKEY ARENA INFORMATION							INSIDE THE NUMBERS AT MACKEY ARENA																																																																																																																																																																																																																																																																																																																																																																																																																																																																																																																																																																																																																												
<b>First Game:</b> Dec. 2, 1967 <b>Games:</b> 800   <b>Sellouts:</b> 403   <b>Pct. of Sellouts:</b> 403 / 800 (.503) <b>Overall Record:</b> 655-145 (.819) <b>Non-Conference:</b> 301-38 (.888)   <b>Big Ten:</b> 354-107 (.768) <b>Painter:</b> 218-41 (.842)   <b>Non-Con:</b> 110-9 (.924)   <b>BIG:</b> 108-32 (.771) <b>Total Attendance (Avg.):</b> 10,520,327 (13,150) <b>Unbeaten Seasons:</b> 3 (1968-69, 2010-11, 2018-19)							<b>MACKEY ARENA STREAKS</b> <b>• Overall winning streak:</b> 1 (Jan. 22, 2021 vs. [7] Michigan) <b>• Non-conf. winning streak:</b> 7 (Nov. 9, 2019 vs. Texas) <b>• Big Ten winning streak:</b> 1 (Jan. 22, 2021 vs. [7] Michigan)																																																																																																																																																																																																																																																																																																																																																																																																																																																																																																																																																																																																																												
<b>MACKEY ARENA HOME RECORD</b>							<b>MOST WINS IN MACKEY ARENA HISTORY</b>																																																																																																																																																																																																																																																																																																																																																																																																																																																																																																																																																																																																																												
<table><tr><th>Year</th><th>Overall</th><th>Pct.</th><th>B10</th><th>Pct.</th><th>Attn.</th><th>Avg.</th></tr><tr><td>1967-68</td><td>11-2</td><td>.846</td><td>7-0</td><td>1.000</td><td>180,102</td><td>13,854</td></tr><tr><td>1968-69</td><td>11-0</td><td>1.000</td><td>7-0</td><td>1.000</td><td>155,298</td><td>14,118</td></tr><tr><td>1969-70</td><td>11-1</td><td>.917</td><td>6-1</td><td>.857</td><td>169,476</td><td>14,123</td></tr><tr><td>1970-71</td><td>9-4</td><td>.692</td><td>5-2</td><td>.714</td><td>175,240</td><td>13,480</td></tr><tr><td>1971-72</td><td>8-4</td><td>.667</td><td>3-4</td><td>.429</td><td>164,412</td><td>13,701</td></tr><tr><td>1972-73</td><td>10-2</td><td>.833</td><td>5-2</td><td>.714</td><td>154,788</td><td>12,899</td></tr><tr><td>1973-74</td><td>12-2</td><td>.857</td><td>7-0</td><td>1.000</td><td>174,244</td><td>12,446</td></tr><tr><td>1974-75</td><td>11-1</td><td>.917</td><td>8-1</td><td>.889</td><td>164,448</td><td>13,704</td></tr><tr><td>1975-76</td><td>8-5</td><td>.615</td><td>6-3</td><td>.667</td><td>169,390</td><td>13,030</td></tr><tr><td>1976-77</td><td>11-3</td><td>.786</td><td>8-1</td><td>.889</td><td>192,738</td><td>13,767</td></tr><tr><td>1977-78</td><td>11-1</td><td>.917</td><td>9-0</td><td>1.000</td><td>159,300</td><td>13,275</td></tr><tr><td>1978-79</td><td>15-2</td><td>.882</td><td>8-1</td><td>.889</td><td>231,795</td><td>13,635</td></tr><tr><td>1979-80</td><td>15-2</td><td>.882</td><td>8-1</td><td>.889</td><td>234,345</td><td>13,785</td></tr><tr><td>1980-81</td><td>12-3</td><td>.800</td><td>6-3</td><td>.667</td><td>197,910</td><td>13,194</td></tr><tr><td>1981-82</td><td>12-4</td><td>.750</td><td>6-3</td><td>.667</td><td>213,040</td><td>13,315</td></tr><tr><td>1982-83</td><td>13-1</td><td>.929</td><td>8-1</td><td>.889</td><td>188,608</td><td>13,472</td></tr><tr><td>1983-84</td><td>12-1</td><td>.923</td><td>8-1</td><td>.889</td><td>173,147</td><td>13,319</td></tr><tr><td>1984-85</td><td>12-4</td><td>.750</td><td>6-3</td><td>.667</td><td>202,784</td><td>12,674</td></tr><tr><td>1985-86</td><td>13-2</td><td>.867</td><td>7-2</td><td>.778</td><td>200,085</td><td>13,339</td></tr><tr><td>1986-87</td><td>12-1</td><td>.923</td><td>8-1</td><td>.889</td><td>183,599</td><td>14,123</td></tr><tr><td>1987-88</td><td>15-1</td><td>.938</td><td>9-0</td><td>1.000</td><td>218,384</td><td>13,649</td></tr><tr><td>1988-89</td><td>11-3</td><td>.786</td><td>6-3</td><td>.667</td><td>197,722</td><td>14,123</td></tr><tr><td>1989-90</td><td>12-1</td><td>.923</td><td>8-1</td><td>.889</td><td>180,843</td><td>13,911</td></tr><tr><td>1990-91</td><td>11-5</td><td>.688</td><td>6-3</td><td>.667</td><td>223,664</td><td>13,979</td></tr><tr><td>1991-92</td><td>13-5</td><td>.722</td><td>5-4</td><td>.556</td><td>242,370</td><td>13,465</td></tr><tr><td>1992-93</td><td>9-5</td><td>.643</td><td>4-5</td><td>.444</td><td>197,722</td><td>14,123</td></tr><tr><td>1993-94</td><td>13-1</td><td>.929</td><td>8-1</td><td>.889</td><td>197,722</td><td>14,123</td></tr><tr><td>1994-95</td><td>12-1</td><td>.923</td><td>8-1</td><td>.889</td><td>183,599</td><td>14,123</td></tr><tr><td>1995-96</td><td>13-1</td><td>.929</td><td>8-1</td><td>.889</td><td>197,722</td><td>14,123</td></tr><tr><td>1996-97</td><td>11-3</td><td>.786</td><td>7-2</td><td>.778</td><td>196,770</td><td>14,055</td></tr><tr><td>1997-98</td><td>13-1</td><td>.929</td><td>7-1</td><td>.875</td><td>197,722</td><td>14,123</td></tr><tr><td>1998-99</td><td>12-4</td><td>.750</td><td>4-4</td><td>.500</td><td>225,968</td><td>14,123</td></tr><tr><td>1999-00</td><td>12-2</td><td>.857</td><td>7-1</td><td>.875</td><td>194,152</td><td>13,868</td></tr><tr><td>2000-01</td><td>11-7</td><td>.611</td><td>4-4</td><td>.500</td><td>215,244</td><td>11,958</td></tr><tr><td>2001-02</td><td>11-4</td><td>.733</td><td>5-3</td><td>.625</td><td>178,020</td><td>11,868</td></tr><tr><td>2002-03</td><td>14-1</td><td>.933</td><td>7-1</td><td>.875</td><td>158,280</td><td>10,552</td></tr><tr><td>2003-04</td><td>9-5</td><td>.643</td><td>4-4</td><td>.500</td><td>163,814</td><td>11,701</td></tr><tr><td>2004-05</td><td>6-9</td><td>.400</td><td>3-5</td><td>.375</td><td>175,215</td><td>11,681</td></tr><tr><td>2005-06</td><td>9-5</td><td>.643</td><td>3-5</td><td>.375</td><td>149,618</td><td>10,687</td></tr><tr><td>2006-07</td><td>16-1</td><td>.941</td><td>7-1</td><td>.875</td><td>199,733</td><td>11,749</td></tr><tr><td>2007-08</td><td>16-1</td><td>.941</td><td>9-0</td><td>1.000</td><td>209,865</td><td>12,345</td></tr><tr><td>2008-09</td><td>15-3</td><td>.833</td><td>7-2</td><td>.778</td><td>246,744</td><td>13,708</td></tr><tr><td>2009-10</td><td>14-2</td><td>.875</td><td>7-2</td><td>.778</td><td>218,896</td><td>13,681</td></tr><tr><td>2010-11</td><td>16-0</td><td>1.000</td><td>9-0</td><td>1.000</td><td>222,659</td><td>13,916</td></tr><tr><td>2011-12</td><td>13-4</td><td>.765</td><td>5-4</td><td>.556</td><td>226,504</td><td>13,324</td></tr><tr><td>2012-13</td><td>12-7</td><td>.632</td><td>5-4</td><td>.556</td><td>225,286</td><td>11,857</td></tr><tr><td>2013-14</td><td>12-5</td><td>.706</td><td>4-5</td><td>.444</td><td>216,553</td><td>12,738</td></tr><tr><td>2014-15</td><td>14-3</td><td>.824</td><td>8-1</td><td>.889</td><td>195,884</td><td>11,523</td></tr><tr><td>2015-16</td><td>17-1</td><td>.944</td><td>8-1</td><td>.889</td><td>245,916</td><td>13,662</td></tr><tr><td>2016-17</td><td>15-2</td><td>.882</td><td>8-1</td><td>.889</td><td>234,930</td><td>13,819</td></tr><tr><td>2017-18</td><td>16-1</td><td>.941</td><td>8-1</td><td>.889</td><td>243,844</td><td>14,344</td></tr><tr><td>2018-19</td><td>15-0</td><td>1.000</td><td>10-0</td><td>1.000</td><td>217,005</td><td>14,467</td></tr><tr><td>2019-20</td><td>11-5</td><td>.688</td><td>6-4</td><td>.600</td><td>236,864</td><td>14,804</td></tr><tr><td>2020-21</td><td>7-1</td><td>.875</td><td>4-1</td><td>.800</td><td>1,850</td><td>231</td></tr></table>							Year	Overall	Pct.	B10	Pct.	Attn.	Avg.	1967-68	11-2	.846	7-0	1.000	180,102	13,854	1968-69	11-0	1.000	7-0	1.000	155,298	14,118	1969-70	11-1	.917	6-1	.857	169,476	14,123	1970-71	9-4	.692	5-2	.714	175,240	13,480	1971-72	8-4	.667	3-4	.429	164,412	13,701	1972-73	10-2	.833	5-2	.714	154,788	12,899	1973-74	12-2	.857	7-0	1.000	174,244	12,446	1974-75	11-1	.917	8-1	.889	164,448	13,704	1975-76	8-5	.615	6-3	.667	169,390	13,030	1976-77	11-3	.786	8-1	.889	192,738	13,767	1977-78	11-1	.917	9-0	1.000	159,300	13,275	1978-79	15-2	.882	8-1	.889	231,795	13,635	1979-80	15-2	.882	8-1	.889	234,345	13,785	1980-81	12-3	.800	6-3	.667	197,910	13,194	1981-82	12-4	.750	6-3	.667	213,040	13,315	1982-83	13-1	.929	8-1	.889	188,608	13,472	1983-84	12-1	.923	8-1	.889	173,147	13,319	1984-85	12-4	.750	6-3	.667	202,784	12,674	1985-86	13-2	.867	7-2	.778	200,085	13,339	1986-87	12-1	.923	8-1	.889	183,599	14,123	1987-88	15-1	.938	9-0	1.000	218,384	13,649	1988-89	11-3	.786	6-3	.667	197,722	14,123	1989-90	12-1	.923	8-1	.889	180,843	13,911	1990-91	11-5	.688	6-3	.667	223,664	13,979	1991-92	13-5	.722	5-4	.556	242,370	13,465	1992-93	9-5	.643	4-5	.444	197,722	14,123	1993-94	13-1	.929	8-1	.889	197,722	14,123	1994-95	12-1	.923	8-1	.889	183,599	14,123	1995-96	13-1	.929	8-1	.889	197,722	14,123	1996-97	11-3	.786	7-2	.778	196,770	14,055	1997-98	13-1	.929	7-1	.875	197,722	14,123	1998-99	12-4	.750	4-4	.500	225,968	14,123	1999-00	12-2	.857	7-1	.875	194,152	13,868	2000-01	11-7	.611	4-4	.500	215,244	11,958	2001-02	11-4	.733	5-3	.625	178,020	11,868	2002-03	14-1	.933	7-1	.875	158,280	10,552	2003-04	9-5	.643	4-4	.500	163,814	11,701	2004-05	6-9	.400	3-5	.375	175,215	11,681	2005-06	9-5	.643	3-5	.375	149,618	10,687	2006-07	16-1	.941	7-1	.875	199,733	11,749	2007-08	16-1	.941	9-0	1.000	209,865	12,345	2008-09	15-3	.833	7-2	.778	246,744	13,708	2009-10	14-2	.875	7-2	.778	218,896	13,681	2010-11	16-0	1.000	9-0	1.000	222,659	13,916	2011-12	13-4	.765	5-4	.556	226,504	13,324	2012-13	12-7	.632	5-4	.556	225,286	11,857	2013-14	12-5	.706	4-5	.444	216,553	12,738	2014-15	14-3	.824	8-1	.889	195,884	11,523	2015-16	17-1	.944	8-1	.889	245,916	13,662	2016-17	15-2	.882	8-1	.889	234,930	13,819	2017-18	16-1	.941	8-1	.889	243,844	14,344	2018-19	15-0	1.000	10-0	1.000	217,005	14,467	2019-20	11-5	.688	6-4	.600	236,864	14,804	2020-21	7-1	.875	4-1	.800	1,850	231	<table><tr><th>Team</th><th>2015</th><th>2016</th><th>2017</th><th>2018</th><th>2019</th><th>2020</th><th>2021</th><th>Total</th></tr><tr><td><b>PURDUE</b></td><td><b>8-1</b></td><td><b>8-1</b></td><td><b>8-1</b></td><td><b>8-1</b></td><td><b>10-0</b></td><td><b>6-4</b></td><td><b>4-1</b></td><td><b>52-9</b></td></tr><tr><td>Michigan St.</td><td>6-3</td><td>7-2</td><td>8-1</td><td>8-1</td><td>9-1</td><td>8-2</td><td>1-2</td><td>47-12</td></tr><tr><td>Maryland</td><td>9-0</td><td>8-1</td><td>5-4</td><td>6-3</td><td>8-1</td><td>9-1</td><td>0-4</td><td>45-14</td></tr><tr><td>Wisconsin</td><td>9-0</td><td>7-2</td><td>7-2</td><td>4-5</td><td>7-3</td><td>9-1</td><td>4-2</td><td>47-15</td></tr><tr><td>Michigan</td><td>6-3</td><td>6-3</td><td>7-2</td><td>8-1</td><td>9-1</td><td>5-4</td><td>5-0</td><td>46-14</td></tr><tr><td>Ohio State</td><td>7-2</td><td>7-2</td><td>4-5</td><td>8-1</td><td>5-5</td><td>8-2</td><td>5-1</td><td>44-18</td></tr><tr><td>Iowa</td><td>6-3</td><td>7-2</td><td>7-2</td><td>3-6</td><td>6-4</td><td>9-1</td><td>3-1</td><td>41-19</td></tr><tr><td>Indiana</td><td>6-3</td><td>9-0</td><td>5-4</td><td>6-3</td><td>5-5</td><td>7-3</td><td>2-3</td><td>40-21</td></tr><tr><td>Illinois</td><td>7-2</td><td>3-6</td><td>5-4</td><td>3-6</td><td>5-4</td><td>8-2</td><td>5-2</td><td>36-26</td></tr><tr><td>Minnesota</td><td>4-5</td><td>2-7</td><td>6-3</td><td>3-5</td><td>7-3</td><td>6-4</td><td>4-1</td><td>32-28</td></tr><tr><td>Penn State</td><td>3-6</td><td>5-3</td><td>3-5</td><td>6-3</td><td>4-6</td><td>6-3</td><td>3-1</td><td>29-30</td></tr><tr><td>Nebraska</td><td>5-4</td><td>3-6</td><td>3-6</td><td>9-0</td><td>5-5</td><td>2-8</td><td>0-3</td><td>27-32</td></tr><tr><td>N'Western</td><td>4-5</td><td>5-4</td><td>5-4</td><td>4-5</td><td>2-8</td><td>2-8</td><td>2-3</td><td>23-38</td></tr><tr><td>Rutgers</td><td>2-7</td><td>1-8</td><td>1-7</td><td>3-6</td><td>4-6</td><td>9-1</td><td>3-3</td><td>23-38</td></tr></table> <p>► Through games played Jan. 31.</p> <p>► <b>BIG TEN'S BEST RECORDS SINCE 2014-15 (ALL GAMES)</b></p> <table><tr><th>Team</th><th>Since 17-18</th><th>16-17</th><th>15-16</th><th>14-15</th></tr><tr><td><b>Purdue</b></td><td><b>47-22</b></td><td><b>61-26</b></td><td><b>73-32</b></td><td><b>85-38</b></td></tr><tr><td>Michigan State</td><td>48-17</td><td>58-25</td><td>71-30</td><td>83-36</td></tr><tr><td>Wisconsin</td><td>42-26</td><td>54-32</td><td>66-38</td><td>82-40</td></tr><tr><td>Maryland</td><td>38-30</td><td>49-37</td><td>61-43</td><td>75-47</td></tr><tr><td>Michigan</td><td>45-21</td><td>55-29</td><td>65-37</td><td>73-47</td></tr><tr><td>Ohio State</td><td>42-28</td><td>49-39</td><td>60-46</td><td>71-53</td></tr><tr><td>Iowa</td><td>31-35</td><td>41-43</td><td>53-49</td><td>65-55</td></tr><tr><td>Indiana</td><td>30-37</td><td>37-48</td><td>52-51</td><td>61-60</td></tr><tr><td>Illinois</td><td>31-37</td><td>39-47</td><td>44-60</td><td>53-69</td></tr><tr><td>Penn State</td><td>29-38</td><td>35-50</td><td>42-61</td><td>46-75</td></tr><tr><td>Minnesota</td><td>25-43</td><td>36-50</td><td>38-66</td><td>44-78</td></tr><tr><td>Northwestern</td><td>16-53</td><td>26-61</td><td>34-71</td><td>40-83</td></tr><tr><td>Nebraska</td><td>21-42</td><td>27-54</td><td>33-66</td><td>38-79</td></tr><tr><td>Rutgers</td><td>27-42</td><td>30-57</td><td>31-74</td><td>33-90</td></tr></table> <p>► Through games played Jan. 31.</p>										Team	2015	2016	2017	2018	2019	2020	2021	Total	<b>PURDUE</b>	<b>8-1</b>	<b>8-1</b>	<b>8-1</b>	<b>8-1</b>	<b>10-0</b>	<b>6-4</b>	<b>4-1</b>	<b>52-9</b>	Michigan St.	6-3	7-2	8-1	8-1	9-1	8-2	1-2	47-12	Maryland	9-0	8-1	5-4	6-3	8-1	9-1	0-4	45-14	Wisconsin	9-0	7-2	7-2	4-5	7-3	9-1	4-2	47-15	Michigan	6-3	6-3	7-2	8-1	9-1	5-4	5-0	46-14	Ohio State	7-2	7-2	4-5	8-1	5-5	8-2	5-1	44-18	Iowa	6-3	7-2	7-2	3-6	6-4	9-1	3-1	41-19	Indiana	6-3	9-0	5-4	6-3	5-5	7-3	2-3	40-21	Illinois	7-2	3-6	5-4	3-6	5-4	8-2	5-2	36-26	Minnesota	4-5	2-7	6-3	3-5	7-3	6-4	4-1	32-28	Penn State	3-6	5-3	3-5	6-3	4-6	6-3	3-1	29-30	Nebraska	5-4	3-6	3-6	9-0	5-5	2-8	0-3	27-32	N'Western	4-5	5-4	5-4	4-5	2-8	2-8	2-3	23-38	Rutgers	2-7	1-8	1-7	3-6	4-6	9-1	3-3	23-38	Team	Since 17-18	16-17	15-16	14-15	<b>Purdue</b>	<b>47-22</b>	<b>61-26</b>	<b>73-32</b>	<b>85-38</b>	Michigan State	48-17	58-25	71-30	83-36	Wisconsin	42-26	54-32	66-38	82-40	Maryland	38-30	49-37	61-43	75-47	Michigan	45-21	55-29	65-37	73-47	Ohio State	42-28	49-39	60-46	71-53	Iowa	31-35	41-43	53-49	65-55	Indiana	30-37	37-48	52-51	61-60	Illinois	31-37	39-47	44-60	53-69	Penn State	29-38	35-50	42-61	46-75	Minnesota	25-43	36-50	38-66	44-78	Northwestern	16-53	26-61	34-71	40-83	Nebraska	21-42	27-54	33-66	38-79	Rutgers	27-42	30-57	31-74	33-90
Year	Overall	Pct.	B10	Pct.	Attn.	Avg.																																																																																																																																																																																																																																																																																																																																																																																																																																																																																																																																																																																																																													
1967-68	11-2	.846	7-0	1.000	180,102	13,854																																																																																																																																																																																																																																																																																																																																																																																																																																																																																																																																																																																																																													
1968-69	11-0	1.000	7-0	1.000	155,298	14,118																																																																																																																																																																																																																																																																																																																																																																																																																																																																																																																																																																																																																													
1969-70	11-1	.917	6-1	.857	169,476	14,123																																																																																																																																																																																																																																																																																																																																																																																																																																																																																																																																																																																																																													
1970-71	9-4	.692	5-2	.714	175,240	13,480																																																																																																																																																																																																																																																																																																																																																																																																																																																																																																																																																																																																																													
1971-72	8-4	.667	3-4	.429	164,412	13,701																																																																																																																																																																																																																																																																																																																																																																																																																																																																																																																																																																																																																													
1972-73	10-2	.833	5-2	.714	154,788	12,899																																																																																																																																																																																																																																																																																																																																																																																																																																																																																																																																																																																																																													
1973-74	12-2	.857	7-0	1.000	174,244	12,446																																																																																																																																																																																																																																																																																																																																																																																																																																																																																																																																																																																																																													
1974-75	11-1	.917	8-1	.889	164,448	13,704																																																																																																																																																																																																																																																																																																																																																																																																																																																																																																																																																																																																																													
1975-76	8-5	.615	6-3	.667	169,390	13,030																																																																																																																																																																																																																																																																																																																																																																																																																																																																																																																																																																																																																													
1976-77	11-3	.786	8-1	.889	192,738	13,767																																																																																																																																																																																																																																																																																																																																																																																																																																																																																																																																																																																																																													
1977-78	11-1	.917	9-0	1.000	159,300	13,275																																																																																																																																																																																																																																																																																																																																																																																																																																																																																																																																																																																																																													
1978-79	15-2	.882	8-1	.889	231,795	13,635																																																																																																																																																																																																																																																																																																																																																																																																																																																																																																																																																																																																																													
1979-80	15-2	.882	8-1	.889	234,345	13,785																																																																																																																																																																																																																																																																																																																																																																																																																																																																																																																																																																																																																													
1980-81	12-3	.800	6-3	.667	197,910	13,194																																																																																																																																																																																																																																																																																																																																																																																																																																																																																																																																																																																																																													
1981-82	12-4	.750	6-3	.667	213,040	13,315																																																																																																																																																																																																																																																																																																																																																																																																																																																																																																																																																																																																																													
1982-83	13-1	.929	8-1	.889	188,608	13,472																																																																																																																																																																																																																																																																																																																																																																																																																																																																																																																																																																																																																													
1983-84	12-1	.923	8-1	.889	173,147	13,319																																																																																																																																																																																																																																																																																																																																																																																																																																																																																																																																																																																																																													
1984-85	12-4	.750	6-3	.667	202,784	12,674																																																																																																																																																																																																																																																																																																																																																																																																																																																																																																																																																																																																																													
1985-86	13-2	.867	7-2	.778	200,085	13,339																																																																																																																																																																																																																																																																																																																																																																																																																																																																																																																																																																																																																													
1986-87	12-1	.923	8-1	.889	183,599	14,123																																																																																																																																																																																																																																																																																																																																																																																																																																																																																																																																																																																																																													
1987-88	15-1	.938	9-0	1.000	218,384	13,649																																																																																																																																																																																																																																																																																																																																																																																																																																																																																																																																																																																																																													
1988-89	11-3	.786	6-3	.667	197,722	14,123																																																																																																																																																																																																																																																																																																																																																																																																																																																																																																																																																																																																																													
1989-90	12-1	.923	8-1	.889	180,843	13,911																																																																																																																																																																																																																																																																																																																																																																																																																																																																																																																																																																																																																													
1990-91	11-5	.688	6-3	.667	223,664	13,979																																																																																																																																																																																																																																																																																																																																																																																																																																																																																																																																																																																																																													
1991-92	13-5	.722	5-4	.556	242,370	13,465																																																																																																																																																																																																																																																																																																																																																																																																																																																																																																																																																																																																																													
1992-93	9-5	.643	4-5	.444	197,722	14,123																																																																																																																																																																																																																																																																																																																																																																																																																																																																																																																																																																																																																													
1993-94	13-1	.929	8-1	.889	197,722	14,123																																																																																																																																																																																																																																																																																																																																																																																																																																																																																																																																																																																																																													
1994-95	12-1	.923	8-1	.889	183,599	14,123																																																																																																																																																																																																																																																																																																																																																																																																																																																																																																																																																																																																																													
1995-96	13-1	.929	8-1	.889	197,722	14,123																																																																																																																																																																																																																																																																																																																																																																																																																																																																																																																																																																																																																													
1996-97	11-3	.786	7-2	.778	196,770	14,055																																																																																																																																																																																																																																																																																																																																																																																																																																																																																																																																																																																																																													
1997-98	13-1	.929	7-1	.875	197,722	14,123																																																																																																																																																																																																																																																																																																																																																																																																																																																																																																																																																																																																																													
1998-99	12-4	.750	4-4	.500	225,968	14,123																																																																																																																																																																																																																																																																																																																																																																																																																																																																																																																																																																																																																													
1999-00	12-2	.857	7-1	.875	194,152	13,868																																																																																																																																																																																																																																																																																																																																																																																																																																																																																																																																																																																																																													
2000-01	11-7	.611	4-4	.500	215,244	11,958																																																																																																																																																																																																																																																																																																																																																																																																																																																																																																																																																																																																																													
2001-02	11-4	.733	5-3	.625	178,020	11,868																																																																																																																																																																																																																																																																																																																																																																																																																																																																																																																																																																																																																													
2002-03	14-1	.933	7-1	.875	158,280	10,552																																																																																																																																																																																																																																																																																																																																																																																																																																																																																																																																																																																																																													
2003-04	9-5	.643	4-4	.500	163,814	11,701																																																																																																																																																																																																																																																																																																																																																																																																																																																																																																																																																																																																																													
2004-05	6-9	.400	3-5	.375	175,215	11,681																																																																																																																																																																																																																																																																																																																																																																																																																																																																																																																																																																																																																													
2005-06	9-5	.643	3-5	.375	149,618	10,687																																																																																																																																																																																																																																																																																																																																																																																																																																																																																																																																																																																																																													
2006-07	16-1	.941	7-1	.875	199,733	11,749																																																																																																																																																																																																																																																																																																																																																																																																																																																																																																																																																																																																																													
2007-08	16-1	.941	9-0	1.000	209,865	12,345																																																																																																																																																																																																																																																																																																																																																																																																																																																																																																																																																																																																																													
2008-09	15-3	.833	7-2	.778	246,744	13,708																																																																																																																																																																																																																																																																																																																																																																																																																																																																																																																																																																																																																													
2009-10	14-2	.875	7-2	.778	218,896	13,681																																																																																																																																																																																																																																																																																																																																																																																																																																																																																																																																																																																																																													
2010-11	16-0	1.000	9-0	1.000	222,659	13,916																																																																																																																																																																																																																																																																																																																																																																																																																																																																																																																																																																																																																													
2011-12	13-4	.765	5-4	.556	226,504	13,324																																																																																																																																																																																																																																																																																																																																																																																																																																																																																																																																																																																																																													
2012-13	12-7	.632	5-4	.556	225,286	11,857																																																																																																																																																																																																																																																																																																																																																																																																																																																																																																																																																																																																																													
2013-14	12-5	.706	4-5	.444	216,553	12,738																																																																																																																																																																																																																																																																																																																																																																																																																																																																																																																																																																																																																													
2014-15	14-3	.824	8-1	.889	195,884	11,523																																																																																																																																																																																																																																																																																																																																																																																																																																																																																																																																																																																																																													
2015-16	17-1	.944	8-1	.889	245,916	13,662																																																																																																																																																																																																																																																																																																																																																																																																																																																																																																																																																																																																																													
2016-17	15-2	.882	8-1	.889	234,930	13,819																																																																																																																																																																																																																																																																																																																																																																																																																																																																																																																																																																																																																													
2017-18	16-1	.941	8-1	.889	243,844	14,344																																																																																																																																																																																																																																																																																																																																																																																																																																																																																																																																																																																																																													
2018-19	15-0	1.000	10-0	1.000	217,005	14,467																																																																																																																																																																																																																																																																																																																																																																																																																																																																																																																																																																																																																													
2019-20	11-5	.688	6-4	.600	236,864	14,804																																																																																																																																																																																																																																																																																																																																																																																																																																																																																																																																																																																																																													
2020-21	7-1	.875	4-1	.800	1,850	231																																																																																																																																																																																																																																																																																																																																																																																																																																																																																																																																																																																																																													
Team	2015	2016	2017	2018	2019	2020	2021	Total																																																																																																																																																																																																																																																																																																																																																																																																																																																																																																																																																																																																																											
<b>PURDUE</b>	<b>8-1</b>	<b>8-1</b>	<b>8-1</b>	<b>8-1</b>	<b>10-0</b>	<b>6-4</b>	<b>4-1</b>	<b>52-9</b>																																																																																																																																																																																																																																																																																																																																																																																																																																																																																																																																																																																																																											
Michigan St.	6-3	7-2	8-1	8-1	9-1	8-2	1-2	47-12																																																																																																																																																																																																																																																																																																																																																																																																																																																																																																																																																																																																																											
Maryland	9-0	8-1	5-4	6-3	8-1	9-1	0-4	45-14																																																																																																																																																																																																																																																																																																																																																																																																																																																																																																																																																																																																																											
Wisconsin	9-0	7-2	7-2	4-5	7-3	9-1	4-2	47-15																																																																																																																																																																																																																																																																																																																																																																																																																																																																																																																																																																																																																											
Michigan	6-3	6-3	7-2	8-1	9-1	5-4	5-0	46-14																																																																																																																																																																																																																																																																																																																																																																																																																																																																																																																																																																																																																											
Ohio State	7-2	7-2	4-5	8-1	5-5	8-2	5-1	44-18																																																																																																																																																																																																																																																																																																																																																																																																																																																																																																																																																																																																																											
Iowa	6-3	7-2	7-2	3-6	6-4	9-1	3-1	41-19																																																																																																																																																																																																																																																																																																																																																																																																																																																																																																																																																																																																																											
Indiana	6-3	9-0	5-4	6-3	5-5	7-3	2-3	40-21																																																																																																																																																																																																																																																																																																																																																																																																																																																																																																																																																																																																																											
Illinois	7-2	3-6	5-4	3-6	5-4	8-2	5-2	36-26																																																																																																																																																																																																																																																																																																																																																																																																																																																																																																																																																																																																																											
Minnesota	4-5	2-7	6-3	3-5	7-3	6-4	4-1	32-28																																																																																																																																																																																																																																																																																																																																																																																																																																																																																																																																																																																																																											
Penn State	3-6	5-3	3-5	6-3	4-6	6-3	3-1	29-30																																																																																																																																																																																																																																																																																																																																																																																																																																																																																																																																																																																																																											
Nebraska	5-4	3-6	3-6	9-0	5-5	2-8	0-3	27-32																																																																																																																																																																																																																																																																																																																																																																																																																																																																																																																																																																																																																											
N'Western	4-5	5-4	5-4	4-5	2-8	2-8	2-3	23-38																																																																																																																																																																																																																																																																																																																																																																																																																																																																																																																																																																																																																											
Rutgers	2-7	1-8	1-7	3-6	4-6	9-1	3-3	23-38																																																																																																																																																																																																																																																																																																																																																																																																																																																																																																																																																																																																																											
Team	Since 17-18	16-17	15-16	14-15																																																																																																																																																																																																																																																																																																																																																																																																																																																																																																																																																																																																																															
<b>Purdue</b>	<b>47-22</b>	<b>61-26</b>	<b>73-32</b>	<b>85-38</b>																																																																																																																																																																																																																																																																																																																																																																																																																																																																																																																																																																																																																															
Michigan State	48-17	58-25	71-30	83-36																																																																																																																																																																																																																																																																																																																																																																																																																																																																																																																																																																																																																															
Wisconsin	42-26	54-32	66-38	82-40																																																																																																																																																																																																																																																																																																																																																																																																																																																																																																																																																																																																																															
Maryland	38-30	49-37	61-43	75-47																																																																																																																																																																																																																																																																																																																																																																																																																																																																																																																																																																																																																															
Michigan	45-21	55-29	65-37	73-47																																																																																																																																																																																																																																																																																																																																																																																																																																																																																																																																																																																																																															
Ohio State	42-28	49-39	60-46	71-53																																																																																																																																																																																																																																																																																																																																																																																																																																																																																																																																																																																																																															
Iowa	31-35	41-43	53-49	65-55																																																																																																																																																																																																																																																																																																																																																																																																																																																																																																																																																																																																																															
Indiana	30-37	37-48	52-51	61-60																																																																																																																																																																																																																																																																																																																																																																																																																																																																																																																																																																																																																															
Illinois	31-37	39-47	44-60	53-69																																																																																																																																																																																																																																																																																																																																																																																																																																																																																																																																																																																																																															
Penn State	29-38	35-50	42-61	46-75																																																																																																																																																																																																																																																																																																																																																																																																																																																																																																																																																																																																																															
Minnesota	25-43	36-50	38-66	44-78																																																																																																																																																																																																																																																																																																																																																																																																																																																																																																																																																																																																																															
Northwestern	16-53	26-61	34-71	40-83																																																																																																																																																																																																																																																																																																																																																																																																																																																																																																																																																																																																																															
Nebraska	21-42	27-54	33-66	38-79																																																																																																																																																																																																																																																																																																																																																																																																																																																																																																																																																																																																																															
Rutgers	27-42	30-57	31-74	33-90																																																																																																																																																																																																																																																																																																																																																																																																																																																																																																																																																																																																																															
<b>RECORD VS. BIG TEN OPPONENTS</b>							<b>LOUDEST CROWDS AT MACKEY ARENA</b> (since 2009-10 season)																																																																																																																																																																																																																																																																																																																																																																																																																																																																																																																																																																																																																												
<table><tr><th>Opponent</th><th>Record</th><th>Opponent</th><th>Record</th></tr><tr><td>Nebraska</td><td>7-0</td><td>Indiana</td><td>34-12</td></tr><tr><td>Rutgers</td><td>6-1</td><td>Illinois</td><td>33-12</td></tr><tr><td>Penn State</td><td>22-3</td><td>Michigan State</td><td>32-14</td></tr><tr><td>Wisconsin</td><td>41-4</td><td>Michigan</td><td>30-18</td></tr><tr><td>Northwestern</td><td>42-6</td><td>Ohio State</td><td>29-18</td></tr><tr><td>Minnesota</td><td>42-7</td><td>Maryland</td><td>4-1</td></tr><tr><td>Iowa</td><td>35-11</td><td></td><td></td></tr></table>							Opponent	Record	Opponent	Record	Nebraska	7-0	Indiana	34-12	Rutgers	6-1	Illinois	33-12	Penn State	22-3	Michigan State	32-14	Wisconsin	41-4	Michigan	30-18	Northwestern	42-6	Ohio State	29-18	Minnesota	42-7	Maryland	4-1	Iowa	35-11			<table><tr><td>122.3 dB</td><td>Indiana</td><td>Feb. 28, 2017</td></tr><tr><td>119.1 dB</td><td>[2] Ohio State</td><td>Feb. 20, 2011</td></tr><tr><td>118.2 dB</td><td>[8] Michigan State</td><td>Feb. 9, 2016</td></tr><tr><td>117.7 dB</td><td>Indiana</td><td>Feb. 27, 2020</td></tr><tr><td>116.9 dB</td><td>[3] Villanova</td><td>Nov. 14, 2016</td></tr><tr><td>116.8 dB</td><td>[5] Virginia</td><td>Dec. 4, 2019</td></tr><tr><td>116.8 dB</td><td>[4] West Virginia</td><td>Jan. 1, 2010</td></tr><tr><td>116.6 dB</td><td>Indiana</td><td>Jan. 28, 2015</td></tr></table>										122.3 dB	Indiana	Feb. 28, 2017	119.1 dB	[2] Ohio State	Feb. 20, 2011	118.2 dB	[8] Michigan State	Feb. 9, 2016	117.7 dB	Indiana	Feb. 27, 2020	116.9 dB	[3] Villanova	Nov. 14, 2016	116.8 dB	[5] Virginia	Dec. 4, 2019	116.8 dB	[4] West Virginia	Jan. 1, 2010	116.6 dB	Indiana	Jan. 28, 2015																																																																																																																																																																																																																																																																																																																																																																																																																																																																																																																																																											
Opponent	Record	Opponent	Record																																																																																																																																																																																																																																																																																																																																																																																																																																																																																																																																																																																																																																
Nebraska	7-0	Indiana	34-12																																																																																																																																																																																																																																																																																																																																																																																																																																																																																																																																																																																																																																
Rutgers	6-1	Illinois	33-12																																																																																																																																																																																																																																																																																																																																																																																																																																																																																																																																																																																																																																
Penn State	22-3	Michigan State	32-14																																																																																																																																																																																																																																																																																																																																																																																																																																																																																																																																																																																																																																
Wisconsin	41-4	Michigan	30-18																																																																																																																																																																																																																																																																																																																																																																																																																																																																																																																																																																																																																																
Northwestern	42-6	Ohio State	29-18																																																																																																																																																																																																																																																																																																																																																																																																																																																																																																																																																																																																																																
Minnesota	42-7	Maryland	4-1																																																																																																																																																																																																																																																																																																																																																																																																																																																																																																																																																																																																																																
Iowa	35-11																																																																																																																																																																																																																																																																																																																																																																																																																																																																																																																																																																																																																																		
122.3 dB	Indiana	Feb. 28, 2017																																																																																																																																																																																																																																																																																																																																																																																																																																																																																																																																																																																																																																	
119.1 dB	[2] Ohio State	Feb. 20, 2011																																																																																																																																																																																																																																																																																																																																																																																																																																																																																																																																																																																																																																	
118.2 dB	[8] Michigan State	Feb. 9, 2016																																																																																																																																																																																																																																																																																																																																																																																																																																																																																																																																																																																																																																	
117.7 dB	Indiana	Feb. 27, 2020																																																																																																																																																																																																																																																																																																																																																																																																																																																																																																																																																																																																																																	
116.9 dB	[3] Villanova	Nov. 14, 2016																																																																																																																																																																																																																																																																																																																																																																																																																																																																																																																																																																																																																																	
116.8 dB	[5] Virginia	Dec. 4, 2019																																																																																																																																																																																																																																																																																																																																																																																																																																																																																																																																																																																																																																	
116.8 dB	[4] West Virginia	Jan. 1, 2010																																																																																																																																																																																																																																																																																																																																																																																																																																																																																																																																																																																																																																	
116.6 dB	Indiana	Jan. 28, 2015																																																																																																																																																																																																																																																																																																																																																																																																																																																																																																																																																																																																																																	
<b>OVERALL HOME WINNING STREAK</b>							<b>NON-CONFERENCE HOME WIN STREAK</b>																																																																																																																																																																																																																																																																																																																																																																																																																																																																																																																																																																																																																												
<table><tr><th>Dates</th><th>No.</th></tr><tr><td>Dec. 22, 1967 to Feb. 14, 1970</td><td>30</td></tr><tr><td>March 3, 2010 to Dec. 31, 2011</td><td>26</td></tr><tr><td>Jan. 8, 2017 to Jan. 31, 2018</td><td>21</td></tr><tr><td>Dec. 5, 1987 to Dec. 19, 1988</td><td>19</td></tr><tr><td>Feb. 18, 2018 to Nov. 6, 2019</td><td>18</td></tr><tr><td>Jan. 19, 1983 to Feb. 25, 1984</td><td>18</td></tr></table> <p>► Since 1967-68 season.</p>							Dates	No.	Dec. 22, 1967 to Feb. 14, 1970	30	March 3, 2010 to Dec. 31, 2011	26	Jan. 8, 2017 to Jan. 31, 2018	21	Dec. 5, 1987 to Dec. 19, 1988	19	Feb. 18, 2018 to Nov. 6, 2019	18	Jan. 19, 1983 to Feb. 25, 1984	18	<table><tr><th>Dates</th><th>No.</th></tr><tr><td>Dec. 6, 2008 to Dec. 20, 2011</td><td>27</td></tr><tr><td>Dec. 15, 1991 to Nov. 24, 1996</td><td>27</td></tr><tr><td>Nov. 19, 2005 to Dec. 17, 2007</td><td>21</td></tr><tr><td>Nov. 18, 2016 to Nov. 6, 2019</td><td>20</td></tr><tr><td>Dec. 6, 1996 to Dec. 12, 1998</td><td>18</td></tr><tr><td>Nov. 30, 2001 to Dec. 20, 2003</td><td>17</td></tr></table> <p>► Since 1967-68 season.</p>										Dates	No.	Dec. 6, 2008 to Dec. 20, 2011	27	Dec. 15, 1991 to Nov. 24, 1996	27	Nov. 19, 2005 to Dec. 17, 2007	21	Nov. 18, 2016 to Nov. 6, 2019	20	Dec. 6, 1996 to Dec. 12, 1998	18	Nov. 30, 2001 to Dec. 20, 2003	17																																																																																																																																																																																																																																																																																																																																																																																																																																																																																																																																																																																							
Dates	No.																																																																																																																																																																																																																																																																																																																																																																																																																																																																																																																																																																																																																																		
Dec. 22, 1967 to Feb. 14, 1970	30																																																																																																																																																																																																																																																																																																																																																																																																																																																																																																																																																																																																																																		
March 3, 2010 to Dec. 31, 2011	26																																																																																																																																																																																																																																																																																																																																																																																																																																																																																																																																																																																																																																		
Jan. 8, 2017 to Jan. 31, 2018	21																																																																																																																																																																																																																																																																																																																																																																																																																																																																																																																																																																																																																																		
Dec. 5, 1987 to Dec. 19, 1988	19																																																																																																																																																																																																																																																																																																																																																																																																																																																																																																																																																																																																																																		
Feb. 18, 2018 to Nov. 6, 2019	18																																																																																																																																																																																																																																																																																																																																																																																																																																																																																																																																																																																																																																		
Jan. 19, 1983 to Feb. 25, 1984	18																																																																																																																																																																																																																																																																																																																																																																																																																																																																																																																																																																																																																																		
Dates	No.																																																																																																																																																																																																																																																																																																																																																																																																																																																																																																																																																																																																																																		
Dec. 6, 2008 to Dec. 20, 2011	27																																																																																																																																																																																																																																																																																																																																																																																																																																																																																																																																																																																																																																		
Dec. 15, 1991 to Nov. 24, 1996	27																																																																																																																																																																																																																																																																																																																																																																																																																																																																																																																																																																																																																																		
Nov. 19, 2005 to Dec. 17, 2007	21																																																																																																																																																																																																																																																																																																																																																																																																																																																																																																																																																																																																																																		
Nov. 18, 2016 to Nov. 6, 2019	20																																																																																																																																																																																																																																																																																																																																																																																																																																																																																																																																																																																																																																		
Dec. 6, 1996 to Dec. 12, 1998	18																																																																																																																																																																																																																																																																																																																																																																																																																																																																																																																																																																																																																																		
Nov. 30, 2001 to Dec. 20, 2003	17																																																																																																																																																																																																																																																																																																																																																																																																																																																																																																																																																																																																																																		
<b>BIG TEN CONFERENCE HOME WIN STREAK</b>							<b>WHAT PEOPLE SAY ABOUT MACKEY ARENA</b>																																																																																																																																																																																																																																																																																																																																																																																																																																																																																																																																																																																																																												
<table><tr><th>Dates</th><th>No.</th></tr><tr><td>Jan. 6, 1968 to Feb. 14, 1970</td><td>19</td></tr><tr><td>Feb. 18, 2018 to Jan. 12, 2020</td><td>15</td></tr><tr><td>Jan. 22, 1987 to March 12, 1988</td><td>14</td></tr><tr><td>Jan. 19, 1983 to Feb. 25, 1984</td><td>14</td></tr><tr><td>Feb. 7, 2007 to March 1, 2008</td><td>13</td></tr><tr><td>Jan. 27, 1979 to Feb. 16, 1980</td><td>13</td></tr><tr><td>Jan. 5, 1974 to Feb. 15, 1975</td><td>13</td></tr></table> <p>► Since 1967-68 season.</p>							Dates	No.	Jan. 6, 1968 to Feb. 14, 1970	19	Feb. 18, 2018 to Jan. 12, 2020	15	Jan. 22, 1987 to March 12, 1988	14	Jan. 19, 1983 to Feb. 25, 1984	14	Feb. 7, 2007 to March 1, 2008	13	Jan. 27, 1979 to Feb. 16, 1980	13	Jan. 5, 1974 to Feb. 15, 1975	13	<p>• "Haven't been to a game in Mackey Arena as a fan in a long, long time. I forgot it's basically the perfect college basketball arena in every way". -- Mark Titus (@ClubTrillion) -- Contributor to Ringer.com and author; Former Ohio State player</p> <p>• "Few things feel as helpless as being on the visitor's bench when Purdue gets rolling at Mackey Arena." -- Mark Titus (@ClubTrillion) -- Contributor to Ringer.com and author; Former Ohio State player</p> <p>• "Michigan State just got manhandled by Purdue in West Lafayette. Mackey Arena ain't no joke." -- Jeff Goodman (@GoodmanHoops) -- College Basketball Analyst / Stadium.com</p> <p>• "I once asked a coach what was needed to win a game there and he responded with 'earplugs'. -- Jon Rothstein (@JonRothstein) -- College Hoops Today</p> <p>• "Mackey Arena is one of the underrated, great environments in basketball. Does not get the attention it deserves for a place that absolutely rocks." -- Dan Shulman (@DShulman_ESPN) -- ESPN play-by-play announcer</p> <p>• "There is a possibility that Mackey Arena at Purdue is the loudest venue in college hoops. It kinda hurts to work here actually." -- Dave Flemming (@FlemmingDave) -- ESPN play-by-play announcer</p> <p>• "I think this is the best atmosphere in college basketball. The sound in here is just deafening for opponents." -- Andy Katz (@TheAndyKatz) -- NCAA.com</p> <p>• "This is one of the top five environments in college basketball. Anyone that has been here knows that." -- Dan Dakich (@dandakich) -- ESPN color announcer</p> <p>• "The atmosphere at Mackey Arena is one of the best I've ever been in. This place rivals anything I have ever seen. Just an incredible home crowd." -- Chris Holtmann -- Ohio State University head coach</p> <p>• "I'll be surprised if anybody beats this team in this building. It's one of the toughest environments I've ever seen." -- David Padgett -- University of Louisville interim head coach</p> <p>• "I feel like I say this every time Purdue plays a big home game but Mackey is a legitimately terrifying place." -- Eamonn Brennan (@eamonnbrennan) -- ESPN.com</p> <p>• "Our teams never won there. Crazy atmosphere! There are some environments that can't be replicated and Mackey Arena is one of them." -- Kenyon Murray (@PHawkKenyon) -- Former Iowa basketball player</p> <p>• "Have said this for years: Mackey Arena has a case for most-intimidating atmosphere in the league when it's rolling. Tonight, it's rolling." -- Zach Osterman (@ZachOsterman) -- Indiana beat writer for Indy Star</p> <p>• "Look up intimidation in the dictionary and you'll find a picture of Mackey Arena." -- Loren Tate (@Tatelines) -- Champaign News-Gazette</p>																																																																																																																																																																																																																																																																																																																																																																																																																																																																																																																																																																																																												
Dates	No.																																																																																																																																																																																																																																																																																																																																																																																																																																																																																																																																																																																																																																		
Jan. 6, 1968 to Feb. 14, 1970	19																																																																																																																																																																																																																																																																																																																																																																																																																																																																																																																																																																																																																																		
Feb. 18, 2018 to Jan. 12, 2020	15																																																																																																																																																																																																																																																																																																																																																																																																																																																																																																																																																																																																																																		
Jan. 22, 1987 to March 12, 1988	14																																																																																																																																																																																																																																																																																																																																																																																																																																																																																																																																																																																																																																		
Jan. 19, 1983 to Feb. 25, 1984	14																																																																																																																																																																																																																																																																																																																																																																																																																																																																																																																																																																																																																																		
Feb. 7, 2007 to March 1, 2008	13																																																																																																																																																																																																																																																																																																																																																																																																																																																																																																																																																																																																																																		
Jan. 27, 1979 to Feb. 16, 1980	13																																																																																																																																																																																																																																																																																																																																																																																																																																																																																																																																																																																																																																		
Jan. 5, 1974 to Feb. 15, 1975	13																																																																																																																																																																																																																																																																																																																																																																																																																																																																																																																																																																																																																																		
@BOILERBALL   PURDUESPORTS.COM																																																																																																																																																																																																																																																																																																																																																																																																																																																																																																																																																																																																																																			

GAME 19 // PURDUE AT MARYLAND // FEBRUARY 2, 2021

HEAD COACH MATT PAINTER

► **Record at Purdue:** 349-180 (.660) / 16th year | **Career Record:** 374-185 (.669) / 17th year

- With five Sweet 16 appearances, 11 NCAA Tournament berths, three Big Ten regular-season championships, a Big Ten Tournament title, an Elite Eight and an international gold medal on his résumé, 16th-year head coach Matt Painter is widely regarded as one of the brightest young minds in all of college basketball.
- He was voted by his peers as the NABC National Coach of the Year after leading a team that started with a 6-5 record to the 2019 Elite Eight.
- Painter was named the 2019 Big Ten Coach of the Year and has led Purdue to three straight Sweet 16 appearances.
- Painter affirmed his long-term commitment to Purdue in October of 2018, agreeing to a two-year extension that will keep him in West Lafayette through at least the 2023-24 season. The deal features five, one-year extensions that go into effect through the 2028-29 season. Following the 2029 season, Painter will still only be 58 years old.
- Painter enters the 2020-21 season third on the school's all-time wins list (337) behind legendary mentors, Gene Keady and Ward "Piggy" Lambert, both of whom have been inducted into the College Basketball Hall of Fame.
- Has averaged almost 23 wins a season in his 15 years at Purdue. If you don't include the first transitional year (9-19 record), the average balloons to 24.0 wins per year over the last 14 seasons.
- Has won at least 25 games in nine of his 16 seasons as a collegiate head coach.
- Painter's four Big Ten Coach of the Year honors are the third most in league history (Gene Keady - 7; Bobby Knight - 5; Bo Ryan - 4).
- Painter has averaged 11.1 wins per year in conference play, the fifth-best average in Big Ten Conference history.
- Is one of just four active coaches to have won a Big Ten championship.
- Painter's 11 NCAA Tournaments in the last 14 years are the eighth most in the country.
- Purdue's five Sweet 16 appearances in the last 12 years are the ninth most nationally.
- Coach Painter's 12 NCAA Tournaments are the most for a coach nationally under the age of 55 (as of April 1, 2021 – Painter is 50 years old).
- Purdue has finished first or second in Big Ten play in seven of Painter's last 13 years.
- Has had 63 Academic All-Big Ten honorees in his 15 previous years at Purdue.
- Lastly, the five winningest classes in school history have come during the Painter era (2019, 2018, 2012, 2011, 2010).

YEAR-BY-YEAR COACHING RECORD

Year	School	Overall	Pct.	Conf.	Pct.	Postseason
2003-04	Southern Illinois	25-5	.833	17-1	.944	NCAA (0-1)
2005-06	Purdue	9-19	.321	3-13	.188	
2006-07	Purdue	22-12	.647	9-7	.563	NCAA (1-1)
2007-08	Purdue	25-9	.735	15-3	.833	NCAA (1-1)
2008-09	Purdue	27-10	.730	11-7	.611	NCAA (2-1)
2009-10	Purdue	29-6	.829	14-4	.778	NCAA (2-1)
2010-11	Purdue	26-8	.765	14-4	.778	NCAA (1-1)
2011-12	Purdue	22-13	.629	10-8	.556	NCAA (1-1)
2012-13	Purdue	16-18	.471	8-10	.444	CBI (1-1)
2013-14	Purdue	15-17	.469	5-13	.278	
2014-15	Purdue	21-13	.618	12-6	.667	NCAA (0-1)
2015-16	Purdue	26-9	.743	12-6	.667	NCAA (0-1)
2016-17	Purdue	27-8	.771	14-4	.778	NCAA (2-1)
2017-18	Purdue	30-7	.811	15-3	.833	NCAA (2-1)
2018-19	Purdue	26-10	.722	16-4	.800	NCAA (3-1)
2019-20	Purdue	16-15	.516	9-11	.450	
2020-21	Purdue	12-6	.667	7-4	.636	
Southern Illinois (1)		25-5	.833	17-1	.944	1 NCAA (0-1)
Purdue (16th)		349-180	.660	174-107	.619	11 NCAA (15-11)
Career (17th)		374-185	.669	191-108	.639	12 NCAA (15-12)
Postseason Record		27-26	.509			
MVC Tournament		1-1	.500			
Big Ten Tournament		11-13	.458			
NCAA Tournament		15-12	.556			
CBI Invitational		1-1	.500			

MISCELLANEOUS

MILESTONE VICTORIES

Win	Score	Opponent	Date
1	67-62	Wyoming	11-22-03
26	82-75	Wofford (1st win at Purdue)	11-19-05
50	62-38	Michigan State	2-7-07
100	49-45	Iowa	2-14-09
150	82-69	Northwestern	12-31-10
200	89-73	Minnesota	3-9-13
225	72-68	Minnesota (200th win at Purdue)	12-31-14
250	61-55	Wisconsin	12-29-15
300	86-61	IUPUI	12-10-17
325	84-46	Robert Morris (300th win at Purdue)	11-23-18
350	59-56	[20] VCU	11-29-19

PAINTER'S HOME RECORD AT PURDUE

Year	Non-Conf.	Big Ten	Overall
2005-06	6-0	3-5	9-5
2006-07	9-0	7-1	16-1
2007-08	7-1	9-0	16-1
2008-09	8-1	7-2	15-3
2009-10	7-0	7-2	14-2
2010-11	7-0	9-0	16-0
2011-12	8-0	5-4	13-4
2012-13	7-3	5-4	12-7
2013-14	8-0	4-5	12-5
2014-15	6-2	8-1	14-3
2015-16	9-0	8-1	17-1
2016-17	7-1	8-1	15-2
2017-18	8-0	8-1	16-1
2018-19	5-0	10-0	15-0
2019-20	5-1	6-4	11-5
2020-21	3-0	4-1	7-1
TOTALS	110-9 (.924)	108-32 (.771)	218-41 (.842)

ABOUT HEAD COACH MATT PAINTER

<b>Born</b>	Aug. 27, 1970
<b>Hometown</b>	Muncie, Indiana
<b>High School</b>	Delta High School
<b>Degree</b>	Purdue (1993); sociology
<b>Master's</b>	Eastern Illinois (1998); athletics administration

COACHING EXPERIENCE

Years	School, Position
1993-94	Wash. & Jefferson, asst. coach
1994-95	Barton College, asst. coach
1995-98	Eastern Illinois, asst. coach
1998-03	Southern Illinois, asst. coach
2003-04	Southern Illinois, head coach
2004-05	Purdue, associate head coach
2006-pres.	Purdue, head coach

PLAYING EXPERIENCE

Years	
1990-93	Purdue (Honorable mention All-Big Ten, 1993)

COACHING HONORS

2004	Missouri Valley Coach of the Year
2004	District V Coach of the Year (USBWA)
2008	Big Ten Coach of the Year
2008	District V Coach of the Year (USBWA)
2008	District 10 Coach of the Year (NABC)
2010	Big Ten Coach of the Year
2010	District V Coach of the Year (USBWA)
2010	District 7 Coach of the Year (NABC)
2011	Big Ten Coach of the Year
2011	District V Coach of the Year (USBWA)
2011	District 7 Coach of the Year (NABC)
2017	District V Coach of the Year (USBWA)
2019	NABC National Coach of the Year
2019	Big Ten Coach of the Year
2019	District V Coach of the Year (USBWA)
2019	District 7 Coach of the Year (NABC)

COACHING TREE

• <b>Dru Anthrop</b>	Los Angeles Lakers (video coordinator)
• <b>Luke Brenneman</b>	Mercer (director of operations)
• <b>Joey Brooks</b>	Nicholls State (assistant coach)
• <b>D.J. Byrd</b>	Mercer (assistant coach)
• <b>Tarrance Crump</b>	Missouri (graduate assistant)
• <b>Greg Gary</b>	Mercer (head coach)
• <b>Kenneth Lowe</b>	Miami, Ohio (assistant coach)
• <b>Paul Lusk</b>	Creighton (assistant coach)
• <b>Cuonzo Martin</b>	Missouri (head coach)
• <b>Cowan Olinger</b>	Miami, Ohio (director of operations)
• <b>Jack Owens</b>	Miami, Ohio (head coach)
• <b>Rick Ray</b>	Colorado (assistant coach)
• <b>J.R. Reynolds</b>	Miami, Ohio (assistant coach)
• <b>Ryne Smith</b>	Incarinate Word (assistant coach)
• <b>P.J. Thompson</b>	Purdue (graduate assistant)

NBA DRAFT PICKS UNDER PAINTER

2007	Carl Landry, 31st to Seattle
2011	Jajuan Johnson, 27th to Boston via New Jersey
2011	E'Twaun Moore, 55th overall to Boston
2012	Robbie Hummel, 58th to Minnesota
2016	A.J. Hammons, 46th to Dallas
2017	Caleb Swanigan, 26th to Portland
2018	Vince Edwards, 52nd to Houston via Utah
2019	Carsen Edwards, 33rd to Boston via Philadelphia

ALL-AMERICANS UNDER PAINTER

2010	Robbie Hummel, 2nd (NABC) / HM (AP)
2010	E'Twaun Moore, HM (AP)
2011	Jajuan Johnson, Consensus
2011	E'Twaun Moore, 3rd (NABC) / HM (AP)
2012	Robbie Hummel, HM (AP)
2016	A.J. Hammons, HM (AP)
2017	Caleb Swanigan, Consensus
2018	Carsen Edwards, 2nd (NABC) / 3rd (Sporting News)
2018	Isaac Haas, HM (AP)
2019	Carsen Edwards, Consensus (2nd team)

WINS OVER TOP-25 TEAMS (53)				PAINTER AMONG THE NATION'S BEST											NCAA DIVISION I ACTIVE WINS LIST (55 or younger)								
Date	Opponent	Site	Score	WINS PER SEASON IN BIG TEN PLAY					NCAA TOURNAMENTS BY BIG TEN COACHES					MOST APPEARANCES IN NCAA TOURNAMENT*									
				Aug.	Coach	School	Wins	Years	App.	Coach	Current School	Total Yrs.	NCAAs	Coach	School	Age*	Yrs.						
2-11-06	[22] Michigan	Home	84-70	12.3	Bo Ryan	Wisconsin	172	2002-15	22	Tom Izzo	Michigan State	25	35	Mike Krzyzewski	Duke	74	46						
11-29-06	[25] Virginia	Home	61-59	12.2	Bob Knight	Indiana	353	1972-00	12	Matt Painter	Purdue	16	34	Jim Boeheim	Syracuse	76	45						
2-15-07	[24] Indiana	Home	81-68	12.1	Tom Izzo	Michigan State	302	1996-pres.	9	Mark Turgeon	Maryland	20	29	Roy Williams	North Carolina	70	33						
12-15-07	[22] Louisville	Indianapolis, Ind.	67-59	11.5	Thad Matta	Ohio State	150	2005-17	9	Fran McCaffery	Iowa	24	24	Rick Barnes	Tennessee	66	34						
1-26-08	[11] Wisconsin	Home	60-56	11.1	Matt Painter	Purdue	167	2006-pres.	5	Chris Holtmann	Ohio State	9	24	Bob Huggins	West Virginia	67	36						
2-9-08	[8] Wisconsin	Away	72-67	10.6	Gene Keady	Purdue	265	1981-05	4	Fred Hoiberg	Nebraska	6	22	Tom Izzo	Michigan State	66	26						
2-12-08	[10] Michigan State	Home	60-54	* - Minimum 100 wins. / Through 2019-20 season.					4	Brad Underwood	Illinois	7	21	Bill Self	Kansas	58	28						
12-20-08	[22] Davidson	Indianapolis, Ind.	76-58	ACTIVE BIG TEN COACHES TO WIN A CHAMPIONSHIP					4	Archie Miller	Indiana	9	20	Mark Few	Gonzaga	58	22						
1-22-09	[21] Minnesota	Away	70-62	Coach					2	Jim Ferry	Penn State	15	14	John Calipari	Kentucky	62	29						
2-17-09	[6] Michigan State	Home	72-54	School					2	Richard Pitino	Minnesota	8	16	Lon Kruger	Oklahoma	68	35						
3-21-09	[15] Washington	Portland, Ore. (NCAA)	76-74	RS					1	Chris Collins	Northwestern	7	14	Jay Wright	Villanova	59	27						
11-23-09	[9] Tennessee	St. Thomas, US Virgin Islands	73-72	Tourn.					1	Steve Pikiell	Rutgers	15	11	Mike Brey	Notre Dame	62	26						
1-1-10	[6] West Virginia	Home	77-62						0	Juwan Howard	Michigan	1	14	Dana Altman	Oregon	62	33						
1-28-10	[16] Wisconsin	Home	60-57						NCAA TOURNAMENTS BY BIG TEN COACHES					12	Matt Painter	Purdue	50	17					
2-9-10	[10] Michigan State	Away	76-64											12	Bruce Weber	Kansas State	64	23					
2-17-10	[9] Ohio State	Away	60-57											11	Sean Miller	Arizona	52	17					
3-21-10	[23] Texas AGM	Spokane, Wash. (NCAA)	63-61											11	Jamie Dixon	TCU	55	18					
1-22-11	[17] Michigan State	Home	86-76											► Entering 2020-21 season.									
1-29-11	[16] Minnesota	Home	73-61											* - Min. 5 years as D-I coach // age as of April 1, 2021.									
2-16-11	[10] Wisconsin	Home	70-62											** - Wins per year entering the 2020-21 season.									
2-20-11	[2] Ohio State	Home	76-63											MOST APPEARANCES IN NCAA TOURNAMENT*									
2-25-12	[11] Michigan	Away	75-61											NCAAs					Coach	School	Age*	Yrs.	
3-16-12	[24] Saint Mary's	Omaha, Neb. (NCAA)	72-69											35					Mike Krzyzewski	Duke	74	46	
1-2-13	[11] Illinois	Home	68-61											34					Jim Boeheim	Syracuse	76	45	
3-3-13	[17] Wisconsin	Away	69-56											29					Roy Williams	North Carolina	70	33	
1-24-15	[25] Iowa	Home	67-63											24					Rick Barnes	Tennessee	66	34	
1-28-15	[22] Indiana	Home	83-67											24					Bob Huggins	West Virginia	67	36	
2-4-15	[20] Ohio State	Home	60-58											22					Tom Izzo	Michigan State	66	26	
2-6-16	[8] Michigan State	Home	82-81											21					Bill Self	Kansas	58	28	
2-27-16	[10] Maryland	Home	83-79											20					Mark Few	Gonzaga	58	22	
12-17-16	[21] Notre Dame	Indianapolis, Ind.	86-81											20					John Calipari	Kentucky	62	29	
1-8-17	[13] Wisconsin	Home	66-55											18					Lon Kruger	Oklahoma	68	35	
2-1-17	[25] Northwestern	Home	80-59											16					Jay Wright	Villanova	59	27	
2-4-17	[17] Maryland	Away	73-72											14					Mike Brey	Notre Dame	62	26	
3-18-17	[17] Iowa State	Milwaukee, Wis. (NCAA)	80-76											14					Dana Altman	Oregon	62	33	
11-24-17	[2] Arizona	Paradise Island, Bahamas	89-64											12					Matt Painter	Purdue	50	17	
11-28-17	[17] Louisville	Home	66-57											12					Bruce Weber	Kansas State	64	23	
1-25-18	[25] Michigan	Home	92-88											11					Sean Miller	Arizona	52	17	
12-6-18	[23] Maryland	Home	62-60											11					Jamie Dixon	TCU	55	18	
1-3-19	[25] Iowa	Home	86-70																► Entering 2020-21 season.				
1-19-19	[25] Indiana	Home	70-55																* - Active coaches // age as of April 1, 2021				
1-27-19	[6] Michigan State	Home	73-63																				
3-23-19	[23] Villanova	Hartford, Conn. (NCAA)	87-61																				
3-28-19	[6] Tennessee	Louisville, Ky. (NCAA)	99-94																				
11-29-19	[20] VCU	Destin, Fla.	59-56																				
12-4-19	[5] Virginia	Home	69-40																				
1-12-20	[8] Michigan State	Home	71-42																				
2-5-20	[17] Iowa	Home	104-68																				
3-3-20	[18] Iowa	Away	77-68																				
12-16-20	[20] Ohio State	Home	67-60																				
1-8-21	[23] Michigan State	Away	55-54																				
1-19-21	[15] Ohio State	Away	67-65																				
1-30-21	[21] Minnesota	Home	81-62																				
Most wins vs. ranked team:																							
Best record (min. 4 games):																							
Worst record (min. 4 games):																							
RECORD BREAKDOWN																							
Year	Overall	Big Ten	Non-Con.*	B1G Tour.	NCAAs	Home	Road	Neutral	vs. Top-25	Unranked	Nov.	Dec.	Jan.	Feb.	March	Longest W Streak							
	W-L	W-L	W-L	W-L	W-L	W-L	W-L	W-L	W-L	W-L	W-L	W-L	W-L	W-L	W-L								
2005-06	9-19	3-13	6-5	0-1	0-0	9-5	0-11	0-3	1-7	8-12	2-2	4-3	1-7	2-4	0-3	3 (Dec. 17-28)							
2006-07	22-12	9-7	11-3	1-1	1-1	16-1	2-7	4-4	2-7	20-5	5-1	6-2	3-5	5-2	3-2	6 (Nov. 21-Dec. 9)							
2007-08	25-9	15-3	9-4	0-1	1-1	16-1	6-5	3-3	4-4	21-5	3-1	6-3	7-1	6-1	3-3	11 (Jan. 12-Feb. 16)							
2008-09	27-10	11-7	11-2	3-0	2-1	15-3	5-5	7-2	4-5	23-5	5-1	6-2	6-1	5-3	5-3	6 (Two Times)							
2009-10	29-6	14-4	12-0	1-1	2-1	14-2	8-2	7-2	6-3	23-3	5-0	7-0	6-3	6-1	5-2	14 (Nov. 13-Jan. 5)							
2010-11	26-8	14-4	11-2	0-1	1-1	16-0	7-5	3-3	4-2	22-6	5-1	8-0	5-3	6-1	2-3	10 (Dec. 1-Jan. 9)							
2011-12	22-13	10-8	10-3	1-1	1-1	13-4	5-5	4-4	2-10	20-3	7-1	5-2	3-4	5-3	2-3	4 (Nov. 11-18)							
2012-13	16-18	8-10	7-6	0-1	0-0	12-7	4-7	0-4	2-8	14-10	3-3	3-3	5-4	2-5	3-3	3 (Two Times)							
2013-14	15-17	5-13	10-3	0-1	0-0	12-5	2-8	1-4	0-9	15-8	5-2	5-2	3-4	2-5	0-4	5 (Nov. 8-24)							
2014-15	21-13	12-6	8-5	1-1	0-1	14-3	4-6	3-4	3-4	18-9	5-1	4-4	5-3	5-1	2-4	4 (Two Times)							
2015-16	26-9	12-6	12-1	2-1	0-1	17-1	5-5	4-3	2-5	24-4	6-0	7-1	6-3	3-3	4-2	11 (Nov. 13-Dec. 12)							
2016-17	27-8	14-4	11-2	0-1	2-1	15-2	6-4	6-2	5-3	22-5	5-2	7-0	5-3	7-1	3-2	7 (Dec. 3-28)							
2017-18	30-7	15-3	11-2	2-1	2-1	16-1	8-2	6-4	3-4	27-3	6-2	7-0	9-0	4-3	4-2	19 (Nov. 24-Feb. 3)							
2018-19	26-10	16-4	7-4	0-1	3-1	15-0	6-6	5-4	6-6	20-4	5-2	3-3	7-1	6-1	5-3	8 (Jan. 11-Feb. 9)							
2019-20	16-15	9-11	7-4	CANC.	CANC.	11-5	4-8	1-2	5-6	11-9	4-3	4-2	3-5	4-4	1-1	3 (Twice)							
2020-21	12-6	7-4	5-2			7-1	3-4	2-1	4-4	8-2	1-1	6-3	5-2			4 (Jan. 8-19)							
TOTALS	349-180	174-107	148-48	11-13	15-11	218-41	75-90	56-49	53-87	296-93	72-23	88-30	79-49	68-38	42-40	19 games							
PCT.	.660	.619	.755	.458	.577	.842	.455	.533	.379	.761	.758	.746	.617	.642	.512								
STREAK	W-1	W-1	W-2	L-2	L-1	W-1	W-3	W-1	W-1	W-5	L-1	L-1	W-1	W-1	L-1								
* - Denotes regular-season non-conference play. Does not include postseason opponents.																							
@BOILERBALL   PURDUESPORTS.COM																							

## 2020-21 RESULTS / LEADERS

- \* Denotes Big Ten Conference game
- 1 Denotes Space Coast Challenge (Melbourne, Fla.)
- 2 Denotes ACC / Big Ten Challenge (Miami, Fla.)
- 3 Denotes Crossroads Classic (Indianapolis, Ind.)
- 4 Denotes Big Ten Tournament (Chicago, Ill.)

LARGEST LEADS / DEFICITS

PURDUESPORTS.COM | @BOILERBALL



## 2020-21 OVERALL STATISTICS

## Game Records

Record	Overall	Home	Away	Neutral
ALL GAMES	12-6	7-1	3-4	2-1
CONFERENCE	7-4	4-1	3-3	0-0
NON-CONFERENCE	5-2	3-0	0-1	2-1

## Score by Periods

Team	1st	2nd	OT	TOT
Purdue	590	686	0	1276
Opponents	590	609	0	1199

## Team Box Score

No.	Player				Total		3-Point		F-Throw		Rebounds													
		GP-GS	MIN	AVG	FG-FGA	FG%	3FG-FGA	3FG%	FT-FTA	FT%	OFF	DEF	TOT	AVG	PF	DQ	A	TO	BLK	STL	PTS	AVG		
50	WILLIAMS, Trevion	18-16	452:36	25.1	120-235	.511	0-3	.000	37-75	.493	70	107	177	9.8	55	2	40	41	9	12	277	15.4		
55	STEFANOVIC, Sasha	16-16	498:56	31.2	52-113	.460	41-90	.456	32-40	.800	2	49	51	3.2	34	1	38	20	1	9	177	11.1		
5	NEWMAN, Brandon	18-18	472:07	26.2	63-144	.438	30-68	.441	25-26	.962	7	56	63	3.5	36	1	27	28	9	15	181	10.1		
2	HUNTER JR., Eric	14-13	428:58	30.6	47-133	.353	16-55	.291	28-32	.875	11	29	40	2.9	27	0	49	29	0	15	138	9.9		
15	EDEY, Zach	18-2	253:34	14.1	50-86	.581	0-0	.000	38-56	.679	26	46	72	4.0	44	1	3	29	18	3	138	7.7		
23	IVEY, Jaden	13-2	230:56	17.8	36-99	.364	8-40	.200	18-31	.581	9	26	35	2.7	21	0	20	11	3	6	98	7.5		
0	GILLIS, Mason	18-13	379:20	21.1	32-67	.478	13-40	.325	18-22	.818	24	41	65	3.6	43	1	20	19	2	10	95	5.3		
11	THOMPSON, Isaiah	18-5	350:26	19.5	26-59	.441	15-37	.405	21-27	.778	9	17	26	1.4	18	0	22	12	0	4	88	4.9		
1	WHEELER, Aaron	18-5	348:04	19.3	27-70	.386	10-43	.233	3-5	.600	17	67	84	4.7	37	1	22	22	11	11	67	3.7		
14	WULBRUN, Jared	1-0	03:23	3.4	1-1	1.000	1-1	1.000	0-0	.000	0	0	0	0.0	0	0	1	0	0	0	3	3.0		
21	FROST, Matt	1-0	03:23	3.4	1-1	1.000	1-1	1.000	0-0	.000	0	0	0	0.0	0	0	1	0	0	0	3	3.0		
25	MORTON, Ethan	18-0	174:55	9.7	4-19	.211	3-13	.231	0-0	.000	2	11	13	0.7	9	0	17	12	1	1	11	0.6		
22	MARTIN, Chase	1-0	03:23	3.4	0-1	.000	0-1	.000	0-0	.000	0	0	0	0.0	0	0	0	0	0	0	0	0.0		
Team											28	30	58				11							
Total		18	3600		459-1028	.446	138-392	.352	220-314	.701	205	479	684	38.0	324	7	260	234	54	86	1276	70.9		
Opponents		18	3600		415-1003	.414	148-462	.320	219-324	.676	150	413	563	31.3	334	6	258	204	63	108	1199	66.6		

## Team Statistics

	PURDUE	OPP
<b>Scoring</b>	<b>1276</b>	<b>1199</b>
Points per game	70.9	66.6
Scoring margin	+4.3	-
<b>Field goals-att</b>	<b>459-1028</b>	<b>415-1003</b>
Field goal pct	.446	.414
<b>3 point fg-att</b>	<b>138-392</b>	<b>148-462</b>
3-point FG pct	.352	.320
3-pt FG made per game	7.7	8.2
<b>Free throws-att</b>	<b>220-314</b>	<b>219-324</b>
Free throw pct	.701	.676
F-Throws made per game	12.2	12.2
<b>Rebounds</b>	<b>684</b>	<b>563</b>
Rebounds per game	38.0	31.3
Rebounding margin	+6.7	-
<b>Assists</b>	<b>260</b>	<b>258</b>
Assists per game	14.4	14.3
<b>Turnovers</b>	<b>234</b>	<b>204</b>
Turnovers per game	13.0	11.3
Turnover margin	-1.7	-
Assist/turnover ratio	1.1	1.3
<b>Steals</b>	<b>86</b>	<b>108</b>
Steals per game	4.8	6.0
<b>Blocks</b>	<b>54</b>	<b>63</b>
Blocks per game	3.0	3.5
<b>Winning streak</b>	<b>1</b>	<b>-</b>
Home win streak	1	-
<b>Attendance</b>	<b>1568</b>	<b>703</b>
Home games-Avg/Game	8-196	7-100
Neutral site-Avg/Game	-	3-0

## Team Results

Date	Opponent		Score	Att.
11/25/2020	vs Liberty	W	77-64	0
11/26/2020	vs Clemson	L	70-81	0
12/01/2020	Oakland	W	93-50	0
12/04/2020	Valparaiso	W	68-61	200
12/08/2020	at Miami (FL)	L	54-58	0
12/12/2020	Indiana St.	W	80-68	200
12/16/2020	Ohio St.	W	67-60	250
12/19/2020	vs Notre Dame	W	88-78	0
12/22/2020	at Iowa	L	55-70	536
12/25/2020	Maryland	W	73-70	250
12/29/2020	at Rutgers	L	76-81	0
01/02/2021	at Illinois	L	58-66	167
01/08/2021	at Michigan St.	W	55-54	0
01/14/2021	at Indiana	W	81-69	0
01/17/2021	Penn St.	W	80-72	168
01/19/2021	at Ohio St.	W	67-65	0
01/22/2021	Michigan	L	53-70	250
01/30/2021	Minnesota	W	81-62	250

Game Records

Record	Overall	Home	Away	Neutral
ALL GAMES	7-4	4-1	3-3	0-0
CONFERENCE	7-4	4-1	3-3	0-0
NON-CONFERENCE	0-0	0-0	0-0	0-0

Score by Periods

Team	1st	2nd	OT	TOT
Purdue	334	412	0	746
Opponents	376	363	0	739

Team Box Score

No.	Player				Total		3-Point		F-Throw		Rebounds													
		GP-GS	MIN	AVG	FG-FGA	FG%	3FG-FGA	3FG%	FT-FTA	FT%	OFF	DEF	TOT	AVG	PF	DQ	A	TO	BLK	STL	PTS	AVG		
50	WILLIAMS, Trevion	11-10	284:20	25.8	78-150	.520	0-2	.000	27-51	.529	44	64	108	9.8	32	0	25	23	6	6	183	16.6		
5	NEWMAN, Brandon	11-11	287:43	26.2	40-89	.449	19-41	.463	19-20	.950	2	41	43	3.9	21	0	9	20	7	8	118	10.7		
55	STEFANOVIC, Sasha	9-9	277:39	30.9	27-64	.422	17-47	.362	16-19	.842	1	31	32	3.6	22	1	16	12	0	7	87	9.7		
2	HUNTER JR., Eric	11-11	334:43	30.4	33-96	.344	10-38	.263	20-24	.833	9	23	32	2.9	21	0	36	26	0	10	96	8.7		
23	IVEY, Jaden	11-2	200:18	18.2	29-87	.333	7-37	.189	17-28	.607	9	22	31	2.8	17	0	19	9	3	5	82	7.5		
0	GILLIS, Mason	11-11	251:32	22.9	16-38	.421	6-24	.250	15-18	.833	16	24	40	3.6	30	1	12	11	2	6	53	4.8		
15	EDEY, Zach	11-1	148:27	13.5	17-40	.425	0-0	.000	15-25	.600	14	29	43	3.9	20	0	2	11	13	2	49	4.5		
11	THOMPSON, Isaiah	11-0	165:10	15.0	13-25	.520	7-15	.467	10-13	.769	6	10	16	1.5	9	0	8	4	0	1	43	3.9		
1	WHEELER, Aaron	11-0	183:36	16.7	13-31	.419	6-22	.273	0-0	.000	7	31	38	3.5	25	1	8	13	4	7	32	2.9		
25	MORTON, Ethan	11-0	66:32	6.0	1-4	.250	1-3	.333	0-0	.000	0	5	5	0.5	4	0	1	1	0	0	3	0.3		
Team											18	17	35					6						
Total		11	2200		267-624	.428	73-229	.319	139-198	.702	126	297	423	38.5	201	3	136	136	35	52	746	67.8		
Opponents		11	2200		258-625	.413	92-275	.335	129-199	.648	103	271	374	34.0	210	4	155	113	47	63	739	67.2		

Team Statistics

	PURDUE	OPP
Scoring	746	739
Points per game	67.8	67.2
Scoring margin	+0.6	-
Field goals-att	267-624	258-625
Field goal pct	.428	.413
3 point fg-att	73-229	92-275
3-point FG pct	.319	.335
3-pt FG made per game	6.6	8.4
Free throws-att	139-198	129-199
Free throw pct	.702	.648
F-Throws made per game	12.6	11.7
Rebounds	423	374
Rebounds per game	38.5	34.0
Rebounding margin	+4.5	-
Assists	136	155
Assists per game	12.4	14.1
Turnovers	136	113
Turnovers per game	12.4	10.3
Turnover margin	-2.1	-
Assist/turnover ratio	1.0	1.4
Steals	52	63
Steals per game	4.7	5.7
Blocks	35	47
Blocks per game	3.2	4.3
Winning streak	1	-
Home win streak	1	-
Attendance	1168	703
Home games-Avg/Game	5-234	6-117
Neutral site-Avg/Game	-	0-0

Team Results

Date	Opponent		Score	Att.
12/16/2020	Ohio St.	W	67-60	250
12/22/2020	at Iowa	L	55-70	536
12/25/2020	Maryland	W	73-70	250
12/29/2020	at Rutgers	L	76-81	0
01/02/2021	at Illinois	L	58-66	167
01/08/2021	at Michigan St.	W	55-54	0
01/14/2021	at Indiana	W	81-69	0
01/17/2021	Penn St.	W	80-72	168
01/19/2021	at Ohio St.	W	67-65	0
01/22/2021	Michigan	L	53-70	250
01/30/2021	Minnesota	W	81-62	250

PURDUE 81, [21] MINNESOTA 62 (Last Time Out)



Official Basketball Box Score - Final

## Minnesota at Purdue

01/30/21 Mackey Arena, West Lafayette  
2020-21 Men's Basketball

Game Time: 7:30 PM

Game Duration: 2:14

Attendance: 250

Officials: D.J. Carstensen, Steve McJunkins, Rob Keuneman

## Minnesota - 62

Record: 11-6 (4-6)

NO.	Name		Min	FG		3P		FT		Rebounds			Fouls		TP	AS	TO	ST	Blocks		+/-
				M-A	M-A	M-A	M-A	OR	DR	TOT	PF	FD							BS	BA	
23	Brandon Johnson	F	33:01	4-7	0-2	3-4	1 2 3	2 4	11	3	0	2	0	0	0	0	0	0	0	0	-9
0	Liam Robbins	C	30:15	6-16	2-7	1-3	3 4 7	4 7	15	1	3	0	6	1	0	0	0	0	0	0	-6
1	Tre' Williams	G	23:35	3-4	2-2	0-0	1 4 5	1 0	8	1	0	0	0	0	0	0	0	0	0	0	-12
5	Marcus Carr	G	37:43	2-13	0-5	2-2	2 2 4	4 4	6	5	2	1	0	0	0	0	0	0	0	0	-25
22	Gabe Kalscheur	G	29:48	2-5	2-5	0-0	0 1 1	3 1	6	3	0	3	0	0	0	0	0	0	0	0	-11
24	Eric Curry		09:01	3-6	2-3	2-2	0 0 0	3 1	10	0	0	0	0	0	0	0	0	0	0	1	-10
4	Jamal Mashburn, Jr.		15:29	2-5	2-4	0-0	0 0 0	0 0	6	0	1	0	0	0	0	0	0	0	0	0	-6
11	Both Gach		13:25	0-1	0-0	0-0	0 2 2	2 1	0	1	3	0	0	0	0	0	0	0	0	0	-3
35	Isaiah Ihnen		06:59	0-0	0-0	0-0	1 1 2	2 0	0	1	1	0	1	0	0	0	0	0	0	0	-10
32	Sam Freeman		00:44	0-0	0-0	0-0	0 0 0	0 0	0	0	0	0	0	0	0	0	0	0	0	0	-3
Team							1 2 3		0			0									
Totals				22-57	10-28	8-11	9 18 27	21 18	62	15	11	6	7	2							-19

Shooting By Period			
1 <sup>st</sup>	FG%	12-30	40.0%
	3PT%	7-16	43.8%
	FT%	4-5	80%
2 <sup>nd</sup>	FG%	10-27	37.0%
	3PT%	3-12	25.0%
	FT%	4-6	66.7%
GM	FG%	22-57	38.6%
	3PT%	10-28	35.7%
	FT%	8-11	72.7%

Dead Ball Rebounds: 2, 0

Technical Fouls: Williams 1<sup>st</sup> 0:47

## Purdue - 81

Record: 12-6 (7-4)

NO.	Name		Min	FG		3P		FT		Rebounds			Fouls		TP	AS	TO	ST	Blocks		+/-
				M-A	M-A	M-A	M-A	OR	DR	TOT	PF	FD							BS	BA	
0	Mason Gillis	F	28:11	3-6	2-4	3-4	5 4 9	3 2	11	0	0	2	0	1	24				0	1	
50	Trevion Williams	F	32:31	7-18	0-0	3-4	6 8 14	4 6	17	3	2	2	0	3	10				0	3	
2	Eric Hunter Jr.	G	38:32	2-5	0-2	0-0	1 5 6	3 0	4	7	2	1	0	0	25				0	0	
5	Brandon Newman	G	35:58	9-14	5-6	6-6	0 6 6	0 3	29	0	1	2	0	0	27				0	0	
23	Jaden Ivey	G	17:48	3-9	1-2	0-1	0 1 1	1 4	7	1	1	1	2	3	-1				2	3	
11	Isaiah Thompson		26:14	0-1	0-0	5-5	0 0 0	2 2	5	0	0	0	0	0	12				0	0	
15	Zach Edey		07:29	1-1	0-0	2-4	1 0 1	3 2	4	0	2	0	0	0	9				0	0	
1	Aaron Wheeler		11:49	2-3	0-1	0-0	2 1 3	2 0	4	0	2	0	0	0	-5				0	0	
25	Ethan Morton		01:28	0-0	0-0	0-0	0 0 0	0 1	0	0	0	0	0	0	-6				0	0	
Team							2 2 4		0			0									
Totals				27-57	8-15	19-24	17 27 44	18 20	81	11	10	8	2	7	19						

Shooting By Period			
1 <sup>st</sup>	FG%	9-27	33.3%
	3PT%	0-5	0.0%
	FT%	12-15	80%
2 <sup>nd</sup>	FG%	18-30	60.0%
	3PT%	8-10	80.0%
	FT%	7-9	77.8%
GM	FG%	27-57	47.4%
	3PT%	8-15	53.3%
	FT%	19-24	79.2%

Dead Ball Rebounds: 0, 0

Technical Fouls: NONE

	MIN	PUR	Points from		MIN	PUR	Period by Period Scoring			
Biggest lead	14 (1 <sup>st</sup> 9:24)	19 (2 <sup>nd</sup> 0:20)	Turnovers		6	14		1st	2nd	TOT
Best Scoring Run	8 (1 <sup>st</sup> 9:24)	11 (2 <sup>nd</sup> 10:05)	Paint		20	26	MIN	35	27	62
Lead Changes	2		Second Chance		9	21	PUR	30	51	81
Times Tied	1		Fast Breaks		8	2				
Time with Lead	22:59	15:46	Bench		16	13				

# GAME 19 // PURDUE AT MARYLAND // FEBRUARY 2, 2021

2020-21 GAME-BY-GAME COMPARISON																			
Team	W/L	F6-FGA	Pct.	3P-3PA	Pct.	FT-FTA	Pct.	O-D	Reb.	PF	A	TO	B	S	1st	2nd	OT	Pts.	PPP
Purdue	W	31-53	.585	9-18	.500	6-11	.545	5-25	30	18	20	16	2	5	39	38		77	1.15
Liberty		21-52	.404	11-32	.344	11-16	.688	7-17	24	14	15	13	1	6	32	32		64	0.96
Purdue	L	26-58	.448	9-21	.429	9-11	.818	13-24	37	16	11	22	3	4	28	42		70	0.95
Clemson		29-59	.492	10-28	.357	13-15	.867	4-20	24	17	16	13	1	13	36	45		81	1.09
Purdue	W	33-60	.550	17-32	.531	10-11	.909	13-27	40	14	27	12	1	4	49	44		93	1.45
Oakland		18-54	.333	3-21	.143	11-16	.688	10-11	21	12	11	13	0	8	27	23		50	0.78
Purdue	W	19-54	.352	6-23	.261	24-37	.649	11-23	34	21	13	9	1	4	23	45		68	0.99
Valparaiso		19-46	.413	8-26	.308	15-19	.789	4-28	32	32	13	17	3	3	34	27		61	0.88
Purdue	L	21-60	.350	4-25	.160	8-10	.800	13-27	40	23	11	14	2	8	32	22		54	0.82
Miami		20-47	.426	1-17	.059	17-29	.586	7-26	33	14	12	13	5	7	14	44		58	0.88
Purdue	W	30-54	.556	6-16	.375	14-21	.667	12-28	40	13	22	19	8	3	38	42		80	1.11
Indiana State		26-59	.441	7-22	.318	9-13	.692	6-18	24	21	15	13	2	7	29	39		68	0.94
Purdue	W	25-53	.472	6-20	.300	11-13	.846	9-27	36	19	16	16	3	9	38	29		67	1.00
[20] Ohio State		22-58	.379	6-24	.250	10-13	.769	10-20	30	18	14	13	3	6	33	27		60	0.90
Purdue	W	32-65	.492	14-28	.500	10-15	.667	12-28	40	18	20	6	2	6	47	41		88	1.29
Notre Dame		24-61	.393	16-41	.390	14-17	.824	9-22	31	14	21	9	4	1	42	36		78	1.15
Purdue	L	23-58	.397	8-25	.320	1-3	.333	9-26	35	16	17	14	3	6	27	28		55	0.85
[4] Iowa		24-56	.429	12-34	.353	10-14	.714	9-28	37	10	21	11	4	6	37	33		70	1.08
Purdue	W	26-57	.456	10-22	.455	11-17	.647	10-31	41	18	16	10	3	3	41	32		73	1.11
Maryland		25-58	.431	10-28	.357	10-21	.476	6-25	31	18	14	5	3	5	28	42		70	1.06
Purdue	L	29-59	.492	7-26	.269	11-14	.786	9-24	33	15	14	8	2	2	34	42		76	1.19
[14] Rutgers		28-56	.500	11-21	.524	14-17	.824	7-24	31	17	12	6	3	7	40	41		81	1.27
Purdue	L	22-56	.393	7-16	.438	7-12	.583	6-27	33	20	11	14	4	3	23	35		58	0.84
[15] Illinois		25-52	.481	7-20	.350	9-22	.409	6-33	39	15	17	12	6	6	33	33		66	0.96
Purdue	W	19-56	.339	3-24	.125	14-19	.737	16-21	37	21	9	14	3	2	16	39		55	0.90
[23] Michigan State		16-41	.390	3-13	.231	19-25	.760	7-24	31	22	12	14	9	4	31	23		54	0.89
Purdue	W	25-47	.532	11-17	.647	20-31	.645	7-31	38	24	15	14	1	3	40	41		81	1.16
Indiana		25-57	.439	3-18	.167	16-29	.552	8-22	30	27	14	9	2	8	36	33		69	0.99
Purdue	W	25-62	.403	6-32	.188	24-33	.727	14-33	47	16	12	12	7	5	33	47		80	1.08
Penn State		27-82	.329	10-39	.256	8-13	.615	23-26	49	27	11	7	3	7	32	40		72	0.97
Purdue	W	26-54	.481	5-20	.250	10-17	.588	9-29	38	18	4	10	1	5	31	36		67	1.05
[15] Ohio State		20-53	.377	14-35	.400	11-17	.647	8-22	30	18	11	11	2	2	37	28		65	1.02
Purdue	L	20-65	.308	2-12	.167	11-15	.733	20-21	41	16	11	14	6	6	21	32		53	0.79
[7] Michigan		25-56	.446	6-15	.400	14-17	.824	10-29	39	18	14	14	5	6	34	36		70	1.04
Purdue	W	27-57	.474	8-15	.533	19-24	.792	17-27	44	18	11	10	2	8	30	51		81	1.29
[21] Minnesota		22-57	.386	10-28	.357	8-11	.727	9-18	27	21	15	11	7	6	35	27		62	0.98

## MISCELLANEOUS SINGLE-GAME INFORMATION

Date	Opponent	Biggest Lead		Lead Chang.	Ties	----Time In the Lead----			Biggest Run		Paint	Off TO	2nd-ch.	Bench	Starters	Fr.	So.	Jr.	Sr.
		PU	Opp.			PU	Opp.	Tied	PU	Opp.									
Nov. 25	vs. Liberty	13	2	3	2	35:30	2:20	2:10	7	6	36 / 14	17 / 10	8 / 0	34 / 9	43 / 55	44	7	26	0
Nov. 26	vs. Clemson	1	15	2	4	0:38	35:50	3:32	6	11	32 / 30	21 / 24	13 / 3	20 / 28	50 / 53	35	15	20	0
Dec. 1	Oakland	46	1	6	1	37:01	2:36	0:23	13	8	26 / 24	19 / 16	14 / 10	29 / 13	64 / 37	44	9	40	0
Dec. 4	Valparaiso	7	11	4	1	10:09	29:34	0:17	11	12	24 / 14	12 / 9	13 / 5	14 / 38	54 / 23	16	14	38	0
Dec. 8	at Miami	20	4	2	1	37:36	2:08	0:16	15	11	26 / 28	14 / 10	8 / 3	35 / 7	19 / 51	31	0	23	0
Dec. 12	Indiana State	13	9	1	0	28:44	10:57	0:19	10	6	48 / 30	16 / 27	13 / 6	40 / 7	40 / 61	15	0	65	0
Dec. 16	[20] Ohio State	14	5	2	4	33:09	2:38	4:13	8	6	34 / 28	14 / 16	13 / 5	25 / 18	42 / 42	21	0	46	0
Dec. 19	vs. Notre Dame	15	2	4	3	37:14	0:48	1:58	11	10	26 / 14	13 / 5	11 / 8	18 / 15	70 / 63	33	3	52	0
Dec. 22	at [4] Iowa	5	15	5	5	2:56	34:21	2:43	8	10	28 / 22	14 / 20	7 / 7	11 / 14	44 / 56	21	3	31	0
Dec. 25	Maryland	15	0	0	1	39:25	0:00	0:35	8	10	26 / 26	7 / 12	7 / 12	20 / 18	53 / 52	39	3	31	0
Dec. 29	at [14] Rutgers	5	15	10	5	9:51	27:10	2:59	8	9	42 / 28	4 / 9	14 / 10	28 / 8	48 / 73	15	17	34	0
Jan. 2	at [15] Illinois	6	13	3	3	10:37	27:15	2:08	19	10	20 / 32	5 / 17	5 / 7	19 / 13	39 / 53	23	6	29	0
Jan. 8	at [23] Michigan State	1	17	5	3	1:09	37:28	1:23	8	13	28 / 12	11 / 10	9 / 6	17 / 19	38 / 35	14	2	39	0
Jan. 14	at Indiana	12	2	3	2	36:40	1:10	2:10	8	9	26 / 36	9 / 23	9 / 11	21 / 20	60 / 49	35	0	46	0
Jan. 17	Penn State	17	2	8	3	34:54	3:29	1:37	13	8	34 / 20	5 / 11	17 / 29	13 / 13	67 / 59	38	0	42	0
Jan. 19	at [15] Ohio State	4	11	8	4	2:45	35:02	2:13	8	11	36 / 8	15 / 8	6 / 10	28 / 6	39 / 59	23	3	41	0
Jan. 22	[7] Michigan	0	18	0	1	0:00	38:41	1:19	5	7	34 / 36	10 / 20	14 / 16	10 / 14	43 / 56	25	4	24	0
Jan. 30	[21] Minnesota	19	14	2	1	15:46	22:59	1:15	11	8	26 / 20	14 / 6	21 / 9	13 / 16	68 / 46	51	5	25	0
PURDUE TOTALS		46							19		552	220	202	395	881	523	91	652	0
PURDUE AVERAGES											30.7	12.2	11.2	21.9	48.9	29.1	5.1	36.2	0.0
OPPONENT TOTALS		18							13		422	253	157	276	923				
OPPONENT AVERAGES											23.4	14.1	8.7	15.3	51.3				

## POINTS-REBOUNDS-ASSISTS (starters in underline&gt;

Date	Opponent	Result	#0 Gillis	#1 Wheeler	#2 Hunter	#4 Dowuona	#5 Newman	#11 Thompson	#14 Wulbrun	#15 Edey	#21 Frost	#22 Martin	#23 Ivey	#25 Morton	#34 Barrett	#50 Williams	#55 Stefan.
N25	vs. Liberty	W, 77-64	3-2-0	<u>10-5-4</u>	DNP	DNP	<u>10-1-2</u>	<u>7-0-2</u>	DNP	19-5-0	DNP	DNP	12-1-0	0-0-2	DNP	<u>7-11-5</u>	<u>9-3-5</u>
N26	vs. Clemson	L, 70-81	3-2-0	<u>2-6-2</u>	DNP	DNP	<u>15-5-1</u>	<u>15-2-1</u>	DNP	17-8-0	DNP	DNP	DNP	0-1-5	DNP	<u>10-8-2</u>	<u>8-2-0</u>
D1	Oakland	W, 93-50	7-2-1	<u>9-6-0</u>	DNP	DNP	<u>21-4-3</u>	<u>6-2-6</u>	3-0-1	13-7-0	3-0-1	0-0-0	DNP	3-2-6	DNP	<u>8-14-2</u>	<u>20-1-7</u>
D4	Valparaiso	W, 68-61	3-1-1	<u>2-5-3</u>	DNP	DNP	<u>2-3-2</u>	<u>14-3-2</u>	DNP	6-1-0	DNP	DNP	DNP	5-2-0	DNP	<u>17-11-2</u>	<u>19-3-3</u>
D8	at Miami	L, 54-58	9-6-3	<u>0-4-2</u>	11-2-0	DNP	<u>7-5-2</u>	<u>0-2-2</u>	DNP	15-2-1	DNP	DNP	DNP	0-3-0	DNP	<u>8-7-0</u>	<u>4-5-1</u>
D12	Indiana State	W, 80-68	<u>5-3-2</u>	10-13-1	<u>13-1-5</u>	DNP	<u>0-1-4</u>	0-1-1	DNP	<u>10-3-0</u>	DNP	DNP	DNP	0-0-3	DNP	30-11-2	<u>12-3-4</u>
D16	[20] Ohio State	W, 67-60	<u>6-0-1</u>	5-6-1	<u>15-1-2</u>	DNP	<u>10-7-0</u>	0-2-1	DNP	<u>1-5-0</u>	DNP	DNP	4-1-0	0-0-0	DNP	16-9-8	<u>10-2-3</u>
D19	vs. Notre Dame	W, 88-78	<u>12-9-1</u>	2-7-2	<u>18-5-8</u>	DNP	<u>8-1-4</u>	3-0-0	DNP	9-3-0	DNP	DNP	4-3-1	0-0-0	DNP	<u>14-7-2</u>	<u>18-2-2</u>
D22	at [4] Iowa	L, 55-70	<u>7-2-2</u>	5-2-1	<u>4-2-5</u>	DNP	<u>11-8-2</u>	3-4-1	DNP	3-1-1	DNP	DNP	0-0-1	0-0-0	DNP	<u>14-9-1</u>	<u>8-4-3</u>
D25	Maryland	W, 73-70	<u>5-6-2</u>	0-3-1	<u>16-1-1</u>	DNP	<u>17-2-1</u>	3-1-2	DNP	6-7-0	DNP	DNP	11-5-4	0-0-0	DNP	<u>10-8-2</u>	<u>5-5-3</u>
D29	at [14] Rutgers	L, 76-81	<u>0-4-3</u>	0-2-0	<u>9-1-2</u>	DNP	<u>4-2-3</u>	17-1-0	DNP	3-3-1	DNP	DNP	8-2-2	0-0-0	DNP	<u>21-12-1</u>	<u>14-4-2</u>
J2	at [15] Illinois	L, 58-66	<u>2-0-0</u>	6-4-2	<u>0-4-4</u>	DNP	<u>14-5-0</u>	6-2-2	DNP	7-4-0	DNP	DNP	0-2-0	0-0-1	DNP	<u>14-8-2</u>	<u>9-3-0</u>
J8	at [23] Michigan State	W, 55-54	<u>0-1-0</u>	3-2-1	<u>7-6-4</u>	DNP	<u>2-1-1</u>	2-0-0	DNP	6-3-0	DNP	DNP	6-6-1	0-0-0	DNP	<u>26-9-2</u>	<u>3-3-0</u>
J14	at Indiana	W, 81-69	<u>7-6-1</u>	5-5-1	<u>11-2-4</u>	DNP	<u>12-6-1</u>	0-2-1	DNP	0-0-0	DNP	DNP	13-2-2	3-2-0	DNP	<u>22-10-2</u>	<u>8-1-3</u>
J17	Penn State	W, 80-72	<u>12-5-1</u>	0-2-0	<u>14-4-5</u>	DNP	<u>13-5-1</u>	0-1-1	DNP	7-6-0	DNP	DNP	6-3-1	0-0-0	DNP	<u>13-11-1</u>	<u>15-6-2</u>
J19	at [15] Ohio State	W, 67-65	<u>0-1-0</u>	2-5-1	<u>8-4-0</u>	DNP	<u>0-0-0</u>	3-1-0	DNP	8-5-0	DNP	DNP	15-4-2	0-2-0	DNP	<u>16-7-1</u>	<u>15-4-0</u>
J22	[7] Michigan	L, 53-70	<u>3-6-2</u>	2-4-0	<u>8-1-2</u>	DNP	<u>6-1-0</u>	4-2-0	DNP	4-8-0	DNP	DNP	<u>12-5-5</u>	0-1-0	DNP	<u>14-11-2</u>	DNP
J30	[21] Minnesota	W, 81-62	<u>11-9-0</u>	4-3-0	<u>4-6-7</u>	DNP	<u>29-6-0</u>	5-0-0	DNP	4-1-0	DNP	DNP	<u>7-1-1</u>	0-0-0	DNP	<u>17-14-3</u>	DNP



INSIDE THE NUMBERS					
10+ POINTS			CONSECUTIVE FREE THROWS MADE		
2021	CAREER		2021	CAREER	
Trevion Williams	15 (10-5)	36 (21-15)	Brandon Newman	19	
Eric Hunter Jr.	7 (6-1)	29 (20-9)	Sasha Stefanovic	5	
Sasha Stefanovic	8 (7-1)	21 (16-5)	Isaiah Thompson	5	
Isaiah Thompson	3 (1-2)	10 (5-5)	Trevion Williams	3	
Brandon Newman	10 (7-3)	10 (7-3)	Mason Gillis	2	
Aaron Wheeler	2 (2-0)	10 (9-1)	Aaron Wheeler	2	
Jaden Ivey	5 (4-1)	5 (4-1)	Zach Edey	1	
Zach Edey	5 (3-2)	5 (3-2)	Eric Hunter Jr.	1	
Mason Gillis	3 (3-0)	3 (3-0)	TEAM	7	
20+ POINTS			OPENING TIPS		
2021	CAREER		WON	LOST	
Trevion Williams	4 (3-1)	5 (3-2)	Trevion Williams	10 (7-3)	6 (2-4)
Sasha Stefanovic	1 (1-0)	4 (3-1)	Zach Edey	1 (1-0)	1 (1-0)
Brandon Newman	2 (2-0)	2 (2-0)	TOTALS	11 (8-3)	7 (3-4)
30+ POINTS			DUNKS		
2021	CAREER		2021	CAREER	
Trevion Williams	1 (1-0)	2 (1-1)	Aaron Wheeler	2	24
10+ REBOUNDS			Zach Edey	22	22
2021	CAREER		Trevion Williams	9	19
Trevion Williams	9 (7-2)	20 (10-10)	Eric Hunter Jr.	1	4
Aaron Wheeler	1 (1-0)	2 (2-0)	Emmanuel Dowuona		3
20+ REBOUNDS			Jaden Ivey	1	1
2021	CAREER		Brandon Newman	1	1
Trevion Williams		1 (0-1)	TOTALS	36	
DOUBLE-DOUBLES			AND-ONES		
2021	CAREER		CHANCES	PCT.	
Trevion Williams	7 (5-2)	17 (7-10)	Trevion Williams	4-7	.571
Aaron Wheeler	1 (1-0)	2 (2-0)	Jaden Ivey	3-6	.500
STATSHEET STUFFER			Sasha Stefanovic	3-4	.750
2021	CAREER		Zach Edey	2-4	.500
Trevion Williams	2 (2-0)	2 (2-0)	Brandon Newman	3-3	1.000
Eric Hunter Jr.	1 (1-0)	1 (1-0)	TOTALS	15-24	.625
Jaden Ivey	1 (0-1)	1 (0-1)	FIRST SUB		
Aaron Wheeler		1 (0-1)	2021	CAREER	
► At least five in three categories (pt, reb, ast, stl, blk).			Eric Hunter Jr.	1	19
CONSECUTIVE 10+ POINT GAMES			Trevion Williams	2	17
Trevion Williams		13	Aaron Wheeler	4	16
Mason Gillis		1	Zach Edey	15	15
Brandon Newman		1	Isaiah Thompson	3	14
CONSECUTIVE GAMES WITH A 3-PTR			Sasha Stefanovic		4
Brandon Newman	2		Jaden Ivey	3	3
Mason Gillis	1		Ethan Morton	3	3
Jaden Ivey	1		Mason Gillis	2	2
THE START CHART (4)					
1	2	3	4	5	
Thompson	Stefanovic	Newman	Wheeler	Williams	Games
Hunter Jr.	Stefanovic	Newman	Gillis	Edey	Record
Hunter Jr.	Stefanovic	Newman	Gillis	Williams	1, 2, 3, 4, 5
Hunter Jr.	Ivey	Newman	Gillis	Williams	6, 7
					8, 9, 10, 11, 12, 13, 14, 15, 16
					17, 18
					1-1
CAREER STARTS AT PURDUE					
Player	18	19	20	21	Tot.
Trevion Williams	8	22	16	46	11
Eric Hunter Jr.	1	30	13	44	13
Sasha Stefanovic		22	16	38	23-15
Brandon Newman			18	18	18
Aaron Wheeler		9	5	14	12-6
Mason Gillis			13	13	8-6
Isaiah Thompson			5	5	9-4
Jaden Ivey			2	2	3-2
Zach Edey			2	2	1-1
					2-0
POINTS LEADER					
2021	CAREER				
Trevion Williams	9 (5-4)	19 (8-11)			
Sasha Stefanovic	3 (3-0)	9 (6-3)			
Eric Hunter Jr.	1 (1-0)	6 (6-0)			
Brandon Newman	4 (3-1)	4 (3-1)			
Zach Edey	3 (1-2)	3 (1-2)			
Isaiah Thompson		2 (2-0)			
REBOUNDS LEADER					
2021	CAREER				
Trevion Williams	16 (10-6)	40 (22-18)			
Aaron Wheeler	1 (1-0)	6 (5-1)			
Eric Hunter Jr.		2 (2-0)			
Sasha Stefanovic		2 (1-1)			
Zach Edey	1 (0-1)	1 (0-1)			
Mason Gillis	1 (1-0)	1 (1-0)			
ASSISTS LEADER					
2021	CAREER				
Eric Hunter Jr.	8 (6-2)	21 (16-5)			
Sasha Stefanovic	3 (3-0)	10 (5-5)			
Trevion Williams	2 (2-0)	10 (5-5)			
Aaron Wheeler	1 (1-0)	4 (3-1)			
Jaden Ivey	3 (2-1)	3 (2-1)			
Mason Gillis	2 (1-1)	2 (1-1)			
Ethan Morton	1 (0-1)	1 (0-1)			
Brandon Newman	1 (0-1)	1 (0-1)			
Isaiah Thompson		1 (1-0)			
PURDUE'S RECORD WHEN...					
Category	2020-21	Painter	Str.		

PURDUE / OPPONENT STATISTICAL BREAKDOWNS																								
All Games	Record	FG	FGA	Pct.	3P	3PA	Pct.	FT	FTA	Pct.	Off.	Def.	Avg.	F	DQ	Ast.	TO	Blk.	Stl.	1st	2nd	OT	Avg.	
All Games	12-6	459	1028	.446	138	392	.352	220	314	.701	205	479	38.0	324	7	260	234	54	86	590	686	0	70.9	
		415	1003	.414	148	462	.320	219	324	.676	150	413	31.3	334	6	258	204	63	108	590	609	0	66.6	
Home	7-1	205	462	.444	61	172	.355	124	171	.725	106	217	40.4	135	0	128	102	31	42	273	322	0	74.4	
		183	469	.390	60	203	.296	85	123	.691	78	175	31.6	166	4	107	93	26	48	252	261	0	64.1	
Away	3-4	165	390	.423	45	153	.294	71	106	.670	69	185	36.3	137	6	81	88	16	29	203	243	0	63.7	
		158	362	.436	51	158	.323	96	153	.627	52	179	33.0	123	2	99	76	31	40	228	235	0	66.1	
Neutral	2-1	89	176	.506	32	67	.478	25	37	.676	30	77	35.7	52	1	51	44	7	15	114	121	0	78.3	
		74	172	.430	37	101	.366	38	48	.792	20	59	26.3	45	0	52	35	6	20	110	113	0	74.3	
Big Ten Reg-Seas.	Record	FG	FGA	Pct.	3P	3PA	Pct.	FT	FTA	Pct.	Off.	Def.	Avg.	F	DQ	Ast.	TO	Blk.	Stl.	1st	2nd	OT	Avg.	
All Games	7-4	267	624	.428	73	229	.319	139	198	.702	126	297	38.5	201	3	136	136	35	52	334	412	0	67.8	
		258	625	.413	92	275	.335	129	199	.648	103	271	34.0	210	4	155	113	47	63	376	363	0	67.2	
Home	4-1	123	294	.418	32	101	.317	76	102	.745	70	139	41.8	87	0	66	62	21	31	163	191	0	70.8	
		120	310	.387	42	134	.313	50	75	.667	58	118	35.2	101	2	68	50	21	30	162	172	0	66.8	
Away	3-3	144	330	.436	41	128	.320	63	96	.656	56	158	35.7	114	3	70	74	14	21	171	221	0	65.3	
		138	315	.438	50	141	.355	79	124	.637	45	153	33.0	109	2	87	63	26	33	214	191	0	67.5	
Current Streak	Streak	FG	FGA	Pct.	3P	3PA	Pct.	FT	FTA	Pct.	Off.	Def.	Reb.	F	DQ	Ast.	TO	Blk.	Stl.	1st	2nd	OT	Avg.	
Overall	Win-1	27	57	.474	8	15	.533	19	24	.792	17	27	44.0	18	0	11	10	2	8	30	51	0	81.0	
		22	57	.386	10	28	.357	8	11	.727	9	18	27.0	21	0	15	11	7	6	35	27	0	62.0	
Month	Record	FG	FGA	Pct.	3P	3PA	Pct.	FT	FTA	Pct.	Off.	Def.	Avg.	F	DQ	Ast.	TO	Blk.	Stl.	1st	2nd	OT	Avg.	
November	1-1	57	111	.514	18	39	.462	15	22	.682	18	49	33.5	34	1	31	38	5	9	67	80	0	73.5	
		50	111	.450	21	60	.350	24	31	.774	11	37	24.0	31	0	31	26	2	19	68	77	0	72.5	
December	6-3	238	520	.458	78	217	.359	100	141	.709	98	241	37.7	157	3	156	108	25	45	329	325	0	72.7	
		206	495	.416	74	234	.316	110	159	.692	68	202	30.0	156	2	133	100	27	50	284	312	0	66.2	
January	5-2	164	397	.413	42	136	.309	105	151	.695	89	189	39.7	133	3	73	88	24	32	194	281	0	67.9	
		159	397	.401	53	168	.315	85	134	.634	71	174	35.0	147	4	94	78	34	39	238	220	0	65.4	
February																								
March																								
April																								
vs. Ranked / UR	Record	FG	FGA	Pct.	3P	3PA	Pct.	FT	FTA	Pct.	Off.	Def.	Avg.	F	DQ	Ast.	TO	Blk.	Stl.	1st	2nd	OT	Avg.	
Ranked Teams	4-4	191	458	.417	46	158	.291	84	117	.718	95	202	37.1	143	2	93	100	24	41	220	292	0	64.0	
		181	428	.423	69	190	.363	95	136	.699	66	198	33.0	139	0	116	92	39	43	280	248	0	66.0	
Unranked Teams	8-2	268	570	.470	92	234	.393	136	197	.690	110	277	38.7	181	5	167	134	30	45	370	394	0	76.4	
		234	575	.407	79	272	.290	124	188	.660	84	215	29.9	195	6	142	112	24	65	310	361	0	67.1	
Results	Record	FG	FGA	Pct.	3P	3PA	Pct.	FT	FTA	Pct.	Off.	Def.	Avg.	F	DQ	Ast.	TO	Blk.	Stl.	1st	2nd	OT	Avg.	
Wins	12-0	318	672	.473	101	267	.378	173	249	.695	135	330	38.8	218	3	185	148	34	57	425	485	0	75.8	
		265	678	.391	101	327	.309	142	210	.676	107	253	30.0	243	6	166	135	39	63	396	377	0	64.4	
Losses	0-6	141	356	.396	37	125	.296	47	65	.723	70	149	36.5	106	4	75	86	20	29	165	201	0	61.0	
		150	325	.462	47	135	.348	77	114	.675	43	160	33.8	91	0	92	69	24	45	194	232	0	71.0	
5-Game	Record	FG	FGA	Pct.	3P	3PA	Pct.	FT	FTA	Pct.	Off.	Def.	Reb.	F	DQ	Ast.	TO	Blk.	Stl.	1st	2nd	OT	Avg.	
Games 1-5	3-2	130	285	.456	45	119	.378	57	80	.713	55	126	36.2	92	4	82	73	9	25	171	191	0	72.4	
		107	258	.415	33	124	.266	67	95	.705	32	102	26.8	89	2	67	69	10	37	143	171	0	62.8	
Games 6-10	4-1	136	287	.474	44	111	.396	47	69	.681	52	140	38.4	84	0	91	65	19	27	191	172	0	72.6	
		121	292	.414	51	149	.342	53	78	.679	40	113	30.6	81	0	85	51	16	25	169	177	0	69.2	
Games 11-15	3-2	120	280	.429	34	115	.296	76	109	.697	52	136	37.6	96	2	61	62	17	15	146	204	0	70.0	
		121	288	.420	34	111	.306	66	106	.623	51	129	36.0	107	4	66	48	23	32	172	170	0	68.4	
Games 16-20	2-1	73	176	.415	15	47	.319	40	56	.714	46	77	41.0	52	1	26	34	9	19	82	119	0	67.0	
		66	165	.400	30	78	.385	33	45	.733	27	69	32.0	57	0	40	36	14	14	106	91	0	65.7	
Games 21-25																								
Games 26-30																								
Games 31-35																								
Games 36-40																								
Postseason	Record	FG	FGA	Pct.	3P	3PA	Pct.	FT	FTA	Pct.	Off.	Def.	Reb.	F	DQ	Ast.	TO	Blk.	Stl.	1st	2nd	OT	Avg.	
Overall																								
Big Ten																								
NCAA																								

GAME 19 // PURDUE AT MARYLAND // FEBRUARY 2, 2021

INDIVIDUAL GAME-BY-GAME STATISTICS														
#0   Mason Gillis														
Date	Opponent	Min.	FG	3FG	FT	O-D-T	PF	A	TO	B	S	Pts.		
N25	vs. Liberty	11	1-2	1-2	0-0	0-2-2	3	0	2	0	1	3		
N26	vs. Clemson	17	1-4	1-3	0-0	1-1-2	1	0	1	0	0	3		
D1	Oakland	20	3-4	1-2	0-0	1-1-2	1	1	1	0	1	7		
D4	Valparaiso	15	1-3	0-2	1-2	0-1-1	1	1	1	0	2	3		
D8	at Miami	22	4-10	1-4	0-0	3-3-6	3	3	2	0	0	9		
D12	• Indiana State	18	2-2	1-1	0-0	0-3-3	1	2	1	0	0	5		
D16	• [20] Ohio State	16	3-3	0-0	0-0	0-0-0	2	1	0	1	1	6		
D19	• vs. Notre Dame	24	4-4	2-2	2-2	3-6-9	3	1	0	0	0	12		
D22	• at [4] Iowa	29	3-5	1-2	0-0	1-1-2	3	2	1	0	0	7		
D25	• Maryland	27	1-5	1-4	2-2	2-4-6	3	2	0	0	0	5		
D29	• at [14] Rutgers	31	0-3	0-3	0-0	2-2-4	2	3	1	0	0	0		
J2	• at [15] Illinois	14	1-3	0-2	0-0	0-0-0	3	0	1	0	0	2		
J5	Nebraska		-- POSTPONED --											
J8	• at [23] Michigan State	11	0-2	0-2	0-0	1-0-1	3	0	2	0	0	0		
J14	• at Indiana	27	2-3	0-1	3-4	2-4-6	4	1	0	0	0	7		
J17	• Penn State	28	2-7	2-6	6-6	0-5-5	1	1	2	0	2	12		
J19	• at [15] Ohio State	16	0-0	0-0	0-0	1-0-1	5	0	1	0	0	0		
J22	• [7] Michigan	23	1-1	0-0	1-2	2-4-6	1	2	3	1	1	3		
J30	• [21] Minnesota	28	3-6	2-4	3-4	5-4-9	3	0	0	0	2	11		
F2	at Maryland													
F6	Northwestern													
F11	at Minnesota													
F16	Michigan State													
F20	at Nebraska													
F26	at Penn State													
M2	Wisconsin													
M6	Indiana													
#1   Aaron Wheeler														
Date	Opponent	Min.	FG	3FG	FT	O-D-T	PF	A	TO	B	S	Pts.		
N25	• vs. Liberty	29	4-6	2-3	0-0	1-4-5	4	4	3	0	1	10		
N26	• vs. Clemson	23	1-4	0-2	0-0	0-6-6	1	2	1	1	0	2		
D1	• Oakland	23	4-8	1-4	0-0	2-4-6	1	0	1	0	1	9		
D4	• Valparaiso	28	1-5	0-2	0-0	2-3-5	1	3	0	0	1	2		
D8	• at Miami	20	0-6	0-4	0-0	2-2-4	0	2	1	0	1	0		
D12	Indiana State	23	4-7	1-3	1-2	2-11-13	3	1	1	4	0	10		
D16	[20] Ohio State	24	2-3	1-2	0-0	1-5-6	4	1	1	0	3	5		
D19	vs. Notre Dame	18	0-3	0-3	2-2	1-6-7	2	2	2	0	0	2		
D22	at [4] Iowa	11	2-3	1-2	0-0	0-2-2	1	1	1	0	1	5		
D25	Maryland	18	0-0	0-0	0-0	0-3-3	2	1	2	1	0	0		
D29	at [14] Rutgers	7	0-2	0-1	0-0	1-1-2	2	0	1	0	1	0		
J2	at [15] Illinois	18	2-3	2-3	0-0	1-3-4	1	2	0	0	0	6		
J5	Nebraska		-- POSTPONED --											
J8	at [23] Michigan State	29	1-5	1-5	0-0	1-1-2	5	1	1	0	1	3		
J14	at Indiana	13	2-3	1-2	0-0	0-5-5	2	1	3	0	0	5		
J17	Penn State	12	0-2	0-2	0-0	0-2-2	0	0	0	2	0	0		
J19	at [15] Ohio State	24	1-2	0-1	0-0	1-4-5	4	1	1	0	0	2		
J22	[7] Michigan	17	1-5	0-3	0-0	0-4-4	2	0	1	1	0	2		
J30	[21] Minnesota	12	2-3	0-1	0-0	2-1-3	2	0	2	0	0	4		
F2	at Maryland													
F6	Northwestern													
F11	at Minnesota													
F16	Michigan State													
F20	at Nebraska													
F26	at Penn State													
M2	Wisconsin													
M6	Indiana													
#2   Eric Hunter Jr.														
Date	Opponent	Min.	FG	3FG	FT	O-D-T	PF	A	TO	B	S	Pts.		
N25	vs. Liberty											-- DID NOT PLAY --		
N26	vs. Clemson											-- DID NOT PLAY --		
D1	Oakland											-- DID NOT PLAY --		
D4	Valparaiso											-- DID NOT PLAY --		
D8	at Miami	27	4-10	1-5	2-2	1-1-2	1	0	0	0	1	11		
D12	• Indiana State	34	4-12	1-5	4-4	0-1-1	3	5	3	0	1	13		
D16	• [20] Ohio State	32	6-11	1-3	2-3	0-1-1	2	2	4	0	2	15		
D19	• vs. Notre Dame	34	6-15	4-7	2-2	1-4-5	2	8	0	0	3	18		
D22	• at [4] Iowa	31	2-10	0-3	0-0	1-1-2	1	5	5	0	1	4		
D25	• Maryland	28	6-15	2-6	2-4	0-1-1	3	1	3	0	0	16		
D29	• at [14] Rutgers	21	2-8	2-5	3-3	0-1-1	2	2	1	0	0	9		
J2	• at [15] Illinois	26	0-6	0-1	0-0	0-4-4	3	4	3	0	2	0		
J5	Nebraska		-- POSTPONED --											
J8	• at [23] Michigan State	30	1-7	1-6	4-4	2-4-6	2	4	2	0	1	7		
J14	• at Indiana	32	3-5	3-4	2-2	0-2-2	1	4	1	0	0	11		
J17	• Penn State	30	4-8	0-3	6-6	3-1-4	2	5	3	0	0	14		
J19	• at [15] Ohio State	33	3-9	1-3	1-2	1-3-4	2	0	1	0	1	8		
J22	• [7] Michigan	34	4-12	0-2	0-0	1-0-1	0	2	1	0	2	8		
J30	• [21] Minnesota	39	2-5	0-2	0-0	1-5-6	3	7	2	0	1	4		
F2	at Maryland													
F6	Northwestern													
F11	at Minnesota													
F16	Michigan State													
F20	at Nebraska													
F26	at Penn State													
M2	Wisconsin													
M6	Indiana													
#4   Emmanuel Dowuona														
Date	Opponent	Min.	FG	3FG	FT	O-D-T	PF	A	TO	B	S	Pts.		
N25	vs. Liberty											-- DID NOT PLAY --		
N26	vs. Clemson											-- DID NOT PLAY --		
D1	Oakland											-- DID NOT PLAY --		
D4	Valparaiso											-- DID NOT PLAY --		
D8	at Miami											-- DID NOT PLAY --		
D12	Indiana State											-- DID NOT PLAY --		
D16	[20] Ohio State											-- DID NOT PLAY --		
D19	vs. Notre Dame											-- DID NOT PLAY --		
D22	at [4] Iowa											-- DID NOT PLAY --		
D25	Maryland											-- DID NOT PLAY --		
D29	at [14] Rutgers											-- DID NOT PLAY --		
J2	at [15] Illinois											-- DID NOT PLAY --		
J5	Nebraska		-- POSTPONED --											
J8	at [23] Michigan State											-- DID NOT PLAY --		
J14	at Indiana											-- DID NOT PLAY --		
J17	Penn State											-- DID NOT PLAY --		
J19	at [15] Ohio State											-- DID NOT PLAY --		
J22	[7] Michigan											-- DID NOT PLAY --		
J30	[21] Minnesota											-- DID NOT PLAY --		
F2	at Maryland													
F6	Northwestern													
F11	at Minnesota													
F16	Michigan State													
F20	at Nebraska													
F26	at Penn State													
M2	Wisconsin													
M6	Indiana													

## INDIVIDUAL GAME-BY-GAME STATISTICS

## #5 | Brandon Newman

Date	Opponent	Min.	FG	3FG	FT	O-D-T	PF	A	TO	B	S	Pts.
N25	• vs. Liberty	32	4-9	1-3	1-1	0-1-1	0	2	0	1	1	10
N26	• vs. Clemson	37	6-14	3-7	0-0	2-3-5	2	1	3	0	2	15
D1	• Oakland	26	7-11	4-7	3-3	1-3-4	2	3	1	0	0	21
D4	• Valparaiso	24	0-5	0-2	2-2	0-3-3	4	2	0	0	1	2
D8	• at Miami	25	3-7	1-3	0-0	1-4-5	5	2	1	0	2	7
D12	• Indiana State	15	0-0	0-0	0-0	1-0-1	0	4	3	0	1	0
D16	• [20] Ohio State	26	4-6	2-3	0-1	0-7-7	3	0	1	0	1	10
D19	• vs. Notre Dame	24	3-9	2-5	0-0	0-1-1	2	4	0	1	0	8
D22	• at [4] Iowa	25	4-11	3-7	0-0	0-8-8	3	2	1	0	1	11
D25	• Maryland	29	7-11	3-6	0-0	0-2-2	2	1	0	0	1	17
D29	• at [14] Rutgers	20	2-7	0-3	0-0	1-1-2	0	3	2	0	0	4
J2	• at [15] Illinois	29	5-11	1-2	3-3	1-4-5	2	0	5	0	0	14
J5	Nebraska	-- POSTPONED --										
J8	• at [23] Michigan State	33	1-3	0-2	0-0	0-1-1	3	1	2	2	0	2
J14	• at Indiana	27	2-6	2-3	6-6	0-6-6	3	1	3	1	2	12
J17	• Penn State	30	4-10	1-5	4-4	0-5-5	3	1	2	3	0	13
J19	• at [15] Ohio State	17	0-2	0-2	0-0	0-0-0	1	0	1	0	1	0
J22	[7] Michigan	27	2-8	2-2	0-0	0-1-1	1	0	2	1	0	6
J30	• [21] Minnesota	36	9-14	5-6	6-6	0-6-6	0	0	1	0	2	29
F2	at Maryland											
F6	Northwestern											
F11	at Minnesota											
F16	Michigan State											
F20	at Nebraska											
F26	at Penn State											
M2	Wisconsin											
M6	Indiana											

## #11 | Isaiah Thompson

Date	Opponent	Min.	FG	3FG	FT	O-D-T	PF	A	TO	B	S	Pts.
N25	• vs. Liberty	26	2-4	1-3	2-2	0-0-0	0	2	0	0	0	7
N26	• vs. Clemson	30	6-10	3-5	0-0	1-1-2	3	1	5	0	1	15
D1	• Oakland	30	2-5	2-4	0-0	0-2-2	3	6	0	0	1	6
D4	• Valparaiso	36	2-6	1-3	9-12	1-2-3	1	2	0	0	0	14
D8	• at Miami	25	0-3	0-3	0-0	0-2-2	1	2	2	0	1	0
D12	Indiana State	27	0-4	0-2	0-0	1-0-1	1	1	1	0	0	0
D16	[20] Ohio State	13	0-0	0-0	0-0	2-0-2	0	1	1	0	0	0
D19	vs. Notre Dame	9	1-2	1-2	0-0	0-0-0	0	0	0	0	0	3
D22	at [4] Iowa	14	1-2	1-2	0-0	1-3-4	0	1	0	0	1	3
D25	Maryland	10	1-2	1-2	0-0	0-1-1	1	2	0	0	0	3
D29	at [14] Rutgers	27	7-8	3-4	0-0	0-1-1	3	0	1	0	0	17
J2	at [15] Illinois	22	1-3	1-2	3-4	1-1-2	1	2	1	0	0	6
J5	Nebraska	-- POSTPONED --										
J8	at [23] Michigan State	11	0-3	0-2	2-2	0-0-0	0	0	0	0	0	2
J14	at Indiana	9	0-0	0-0	0-2	1-1-2	0	1	0	0	0	0
J17	Penn State	10	0-1	0-1	0-0	0-1-1	0	1	0	0	0	0
J19	at [15] Ohio State	12	1-2	1-2	0-0	0-1-1	0	0	0	0	0	3
J22	[7] Michigan	11	2-3	0-0	0-0	1-1-2	1	0	1	0	0	4
J30	[21] Minnesota	26	0-1	0-0	5-5	0-0-0	2	0	0	0	0	5
F2	at Maryland											
F6	Northwestern											
F11	at Minnesota											
F16	Michigan State											
F20	at Nebraska											
F26	at Penn State											
M2	Wisconsin											
M6	Indiana											

## #14 | Jared Wulbrun

Date	Opponent	Min.	FG	3FG	FT	O-D-T	PF	A	TO	B	S	Pts.
N25	vs. Liberty					-- DID NOT PLAY --						
N26	vs. Clemson					-- DID NOT PLAY --						
D1	Oakland	3	1-1	1-1	0-0	0-0-0	0	1	0	0	0	3
D4	Valparaiso					-- DID NOT PLAY --						
D8	at Miami					-- DID NOT PLAY --						
D12	Indiana State					-- DID NOT PLAY --						
D16	[20] Ohio State					-- DID NOT PLAY --						
D19	vs. Notre Dame					-- DID NOT PLAY --						
D22	at [4] Iowa					-- DID NOT PLAY --						
D25	Maryland					-- DID NOT PLAY --						
D29	at [14] Rutgers					-- DID NOT PLAY --						
J2	at [15] Illinois					-- DID NOT PLAY --						
J5	Nebraska					-- POSTPONED --						
J8	at [23] Michigan State					-- DID NOT PLAY --						
J14	at Indiana					-- DID NOT PLAY --						
J17	Penn State					-- DID NOT PLAY --						
J19	at [15] Ohio State					-- DID NOT PLAY --						
J22	[7] Michigan					-- DID NOT PLAY --						
J30	[21] Minnesota											
F2	at Maryland											
F6	Northwestern											
F11	at Minnesota											
F16	Michigan State											
F20	at Nebraska											
F26	at Penn State											
M2	Wisconsin											
M6	Indiana											

## #15 | Zach Edey

Date	Opponent	Min.	FG	3FG	FT	O-D-T	PF	A	TO	B	S	Pts.
N25	vs. Liberty	15	9-10	0-0	1-1	2-3-5	3	0	2	0	0	19
N26	vs. Clemson	21	6-8	0-0	5-7	5-3-8	3	0	4	2	0	17
D1	Oakland	19	4-5	0-0	5-6	3-4-7	4	0	3	0	0	13
D4	Valparaiso	11	2-6	0-0	2-3	0-1-1	4	0	2	1	0	6
D8	at Miami	14	5-5	0-0	5-6	0-2-2	5	1	4	0	1	15
D12	• Indiana State	11	4-6	0-0	2-4	1-2-3	2	0	2	2	0	10
D16	• [20] Ohio State	12	0-3	0-0	1-1	2-3-5	2	0	3	2	0	1
D19	vs. Notre Dame	15	3-6	0-0	3-4	1-2-3	3	0	1	0	0	9
D22	at [4] Iowa	11	1-2	0-0	1-2	0-1-1	3	1	1	0	1	3
D25	Maryland	18	2-6	0-0	2-3	3-4-7	1	0	1	2	0	6
D29	at [14] Rutgers	10	1-1	0-0	1-2	0-3-3	0	1	0	0	0	3
J2	at [15] Illinois	13	3-6	0-0	1-2	0-4-4	1	0	1	3	0	7
J5	Nebraska	-- POSTPONED --										
J8	at [23] Michigan State	14	3-5	0-0	0-0	2-1-3	2	0	0	0	0	6
J14	at Indiana	8	0-4	0-0	0-1	0-0-0	2	0	1	0	0	0
J17	Penn State	21	2-5	0-0	3-4	2-4-6	3	0	1	2	0	7
J19	at [15] Ohio State	19	3-5	0-0	2-4	1-4-5	2	0	0	1	0	8
J22	[7] Michigan	14	1-2	0-0	2-2	3-5-8	1	0	1	3	1	4
J30	[21] Minnesota	7	1-1	0-0	2-4	1-0-1	3	0	2	0	0	4
F2	at Maryland											
F6	Northwestern											
F11	at Minnesota											
F16	Michigan State											
F20	at Nebraska											
F26	at Penn State											
M2	Wisconsin											
M6	Indiana											

GAME 19 // PURDUE AT MARYLAND // FEBRUARY 2, 2021

INDIVIDUAL GAME-BY-GAME STATISTICS													
#21   Matt Frost													
Date	Opponent	Min.	FG	3FG	FT	O-D-T	PF	A	TO	B	S	Pts.	
N25	vs. Liberty				-- DID NOT PLAY --								
N26	vs. Clemson				-- DID NOT PLAY --								
D1	Oakland	3	1-1	1-1	0-0	0-0-0	0	1	0	0	0	3	
D4	Valparaiso				-- DID NOT PLAY --								
D8	at Miami				-- DID NOT PLAY --								
D12	Indiana State				-- DID NOT PLAY --								
D16	[20] Ohio State				-- DID NOT PLAY --								
D19	vs. Notre Dame				-- DID NOT PLAY --								
D22	at [4] Iowa				-- DID NOT PLAY --								
D25	Maryland				-- DID NOT PLAY --								
D29	at [14] Rutgers				-- DID NOT PLAY --								
J2	at [15] Illinois				-- DID NOT PLAY --								
J5	Nebraska				-- POSTPONED --								
J8	at [23] Michigan State				-- DID NOT PLAY --								
J14	at Indiana				-- DID NOT PLAY --								
J17	Penn State				-- DID NOT PLAY --								
J19	at [15] Ohio State				-- DID NOT PLAY --								
J22	[7] Michigan				-- DID NOT PLAY --								
J30	[21] Minnesota				-- DID NOT PLAY --								
F2	at Maryland												
F6	Northwestern												
F11	at Minnesota												
F16	Michigan State												
F20	at Nebraska												
F26	at Penn State												
M2	Wisconsin												
M6	Indiana												
#22   Chase Martin													
Date	Opponent	Min.	FG	3FG	FT	O-D-T	PF	A	TO	B	S	Pts.	
N25	vs. Liberty				-- DID NOT PLAY --								
N26	vs. Clemson				-- DID NOT PLAY --								
D1	Oakland	3	0-1	0-1	0-0	0-0-0	0	0	0	0	0	0	
D4	Valparaiso				-- DID NOT PLAY --								
D8	at Miami				-- DID NOT PLAY --								
D12	Indiana State				-- DID NOT PLAY --								
D16	[20] Ohio State				-- DID NOT PLAY --								
D19	vs. Notre Dame				-- DID NOT PLAY --								
D22	at [4] Iowa				-- DID NOT PLAY --								
D25	Maryland				-- DID NOT PLAY --								
D29	at [14] Rutgers				-- DID NOT PLAY --								
J2	at [15] Illinois				-- DID NOT PLAY --								
J5	Nebraska				-- POSTPONED --								
J8	at [23] Michigan State				-- DID NOT PLAY --								
J14	at Indiana				-- DID NOT PLAY --								
J17	Penn State				-- DID NOT PLAY --								
J19	at [15] Ohio State				-- DID NOT PLAY --								
J22	[7] Michigan				-- DID NOT PLAY --								
J30	[21] Minnesota				-- DID NOT PLAY --								
F2	at Maryland												
F6	Northwestern												
F11	at Minnesota												
F16	Michigan State												
F20	at Nebraska												
F26	at Penn State												
M2	Wisconsin												
M6	Indiana												
#23   Jaden Ivey													
Date	Opponent	Min.	FG	3FG	FT	O-D-T	PF	A	TO	B	S	Pts.	
N25	vs. Liberty	17	5-7	1-2	1-3	0-1-1	2	0	2	0	0	12	
N26	vs. Clemson				-- DID NOT PLAY --								
D1	Oakland				-- DID NOT PLAY --								
D4	Valparaiso				-- DID NOT PLAY --								
D8	at Miami				-- DID NOT PLAY --								
D12	Indiana State				-- DID NOT PLAY --								
D16	[20] Ohio State	8	2-7	0-4	0-0	0-1-1	0	0	0	0	1	4	
D19	vs. Notre Dame	13	2-5	0-1	0-0	0-3-3	2	1	0	0	1	4	
D22	at [4] Iowa	12	0-4	0-2	0-0	0-0-0	1	1	0	0	0	0	
D25	Maryland	19	4-8	2-3	1-3	1-4-5	1	4	0	0	1	11	
D29	at [14] Rutgers	20	3-9	0-4	2-2	1-1-2	3	2	0	1	0	8	
J2	at [15] Illinois	15	0-4	0-1	0-0	0-2-2	0	0	0	0	0	0	
J5	Nebraska				-- POSTPONED --								
J8	at [23] Michigan State	16	3-9	0-3	0-1	2-4-6	2	1	0	0	0	6	
J14	at Indiana	21	3-4	2-2	5-7	0-2-2	3	2	3	0	1	13	
J17	Penn State	13	2-7	0-5	2-4	1-2-3	1	1	0	0	0	6	
J19	at [15] Ohio State	27	6-12	2-6	1-3	1-3-4	1	2	2	0	0	15	
J22	[7] Michigan	31	3-14	0-5	6-7	3-2-5	4	5	3	0	1	12	
J30	[21] Minnesota	18	3-9	1-2	0-1	0-1-1	1	1	1	2	1	7	
F2	at Maryland												
F6	Northwestern												
F11	at Minnesota												
F16	Michigan State												
F20	at Nebraska												
F26	at Penn State												
M2	Wisconsin												
M6	Indiana												
#25   Ethan Morton													
Date	Opponent	Min.	FG	3FG	FT	O-D-T	PF	A	TO	B	S	Pts.	
N25	vs. Liberty	11	0-0	0-0	0-0	0-0-0	1	2	2	0	0	0	
N26	vs. Clemson	25	0-2	0-0	0-0	0-1-1	0	5	3	0	0	0	
D1	Oakland	22	1-3	1-3	0-0	0-2-2	0	6	2	0	1	3	
D4	Valparaiso	23	2-5	1-4	0-0	1-1-2	4	0	1	0	0	5	
D8	at Miami	11	0-4	0-2	0-0	1-2-3	0	0	0	0	0	0	
D12	Indiana State	11	0-0	0-0	0-0	0-0-0	0	3	3	1	0	0	
D16	[20] Ohio State	4	0-1	0-1	0-0	0-0-0	0	0	0	0	0	0	
D19	vs. Notre Dame	6	0-1	0-1	0-0	0-0-0	0	0	0	0	0	0	
D22	at [4] Iowa	8	0-0	0-0	0-0	0-0-0	0	0	0	0	0	0	
D25	Maryland	4	0-0	0-0	0-0	0-0-0	0	0	0	0	0	0	
D29	at [14] Rutgers	3	0-1	0-1	0-0	0-0-0	0	0	0	0	0	0	
J2	at [15] Illinois	8	0-0	0-0	0-0	0-0-0	2	1	0	0	0	0	
J5	Nebraska				-- POSTPONED --								
J8	at [23] Michigan State	8	0-0	0-0	0-0	0-0-0	0	0	0	0	0	0	
J14	at Indiana	7	1-1	1-1	0-0	0-2-2	0	0	0	0	0	3	
J17	Penn State	4	0-0	0-0	0-0	0-0-0	0	0	0	0	0	0	
J19	at [15] Ohio State	3	0-0	0-0	0-0	0-2-2	0	0	0	0	0	0	
J22	[7] Michigan	16	0-1	0-0	0-0	0-1-1	2	0	1	0	0	0	
J30	[21] Minnesota	1	0-0	0-0	0-0	0-0-0	0	0	0	0	0	0	
F2	at Maryland												
F6	Northwestern												
F11	at Minnesota												
F16	Michigan State												
F20	at Nebraska												
F26	at Penn State												
M2	Wisconsin												
M6	Indiana												



## INDIVIDUAL GAME-BY-GAME STATISTICS

## #34 | Carson Barrett

Date	Opponent	Min.	FG	3FG	FT	O-D-T	Pf	A	TO	B	S	Pts.
N25	vs. Liberty				-- DID NOT PLAY --							
N26	vs. Clemson				-- DID NOT PLAY --							
D1	Oakland				-- DID NOT PLAY --							
D4	Valparaiso				-- DID NOT PLAY --							
D8	at Miami				-- DID NOT PLAY --							
D12	Indiana State				-- DID NOT PLAY --							
D16	[20] Ohio State				-- DID NOT PLAY --							
D19	vs. Notre Dame				-- DID NOT PLAY --							
D22	at [4] Iowa				-- DID NOT PLAY --							
D25	Maryland				-- DID NOT PLAY --							
D29	at [14] Rutgers				-- DID NOT PLAY --							
J2	at [15] Illinois				-- DID NOT PLAY --							
J5	Nebraska				-- POSTPONED --							
J8	at [23] Michigan State				-- DID NOT PLAY --							
J14	at Indiana				-- DID NOT PLAY --							
J17	Penn State				-- DID NOT PLAY --							
J19	at [15] Ohio State				-- DID NOT PLAY --							
J22	[7] Michigan				-- DID NOT PLAY --							
J30	[21] Minnesota				-- DID NOT PLAY --							
F2	at Maryland											
F6	Northwestern											
F11	at Minnesota											
F16	Michigan State											
F20	at Nebraska											
F26	at Penn State											
M2	Wisconsin											
M6	Indiana											

## #50 | Trevion Williams

Date	Opponent	Min.	FG	3FG	FT	O-D-T	Pf	A	TO	B	S	Pts.
N25	vs. Liberty	25	3-7	0-0	1-3	1-10-11	4	5	3	1	1	7
N26	vs. Clemson	18	4-11	0-0	2-2	3-5-8	5	2	2	0	1	10
D1	vs. Oakland	21	4-12	0-0	0-0	5-9-14	2	2	4	1	0	8
D4	vs. Valparaiso	29	7-15	0-1	3-9	4-7-11	4	2	3	0	0	17
D8	at Miami	23	4-10	0-0	0-0	3-4-7	5	0	2	0	2	8
D12	Indiana State	29	13-18	0-0	4-7	6-5-11	1	2	2	1	1	30
D16	[20] Ohio State	27	6-12	0-0	4-4	2-7-9	3	8	4	0	0	16
D19	vs. Notre Dame	23	7-12	0-0	0-3	4-3-7	2	2	2	0	1	14
D22	at [4] Iowa	29	7-14	0-1	0-1	5-4-9	3	1	2	3	0	14
D25	vs. Maryland	16	4-9	0-0	2-3	3-5-8	3	2	2	0	0	10
D29	at [14] Rutgers	29	10-12	0-0	1-1	4-8-12	1	1	2	1	0	21
J2	at [15] Illinois	26	7-14	0-0	0-3	2-6-8	3	2	2	1	1	14
J5	Nebraska				-- POSTPONED --							
J8	at [23] Michigan State	26	9-14	0-0	8-12	3-6-9	2	2	3	1	0	26
J14	at Indiana	32	9-15	0-0	4-9	3-7-10	4	2	2	0	0	22
J17	vs. Penn State	19	6-10	0-0	1-6	6-5-11	3	1	1	0	1	13
J19	at [15] Ohio State	21	7-13	0-1	2-4	2-5-7	2	1	2	0	1	16
J22	[7] Michigan	26	6-19	0-0	2-4	8-3-11	4	2	1	0	1	14
J30	[21] Minnesota	33	7-18	0-0	3-4	6-8-14	4	3	2	0	2	17
F2	at Maryland											
F6	Northwestern											
F11	at Minnesota											
F16	Michigan State											
F20	at Nebraska											
F26	at Penn State											
M2	Wisconsin											
M6	Indiana											

## #55 | Sasha Stefanovic

Date	Opponent	Min.	FG	3FG	FT	O-D-T	Pf	A	TO	B	S	Pts.
N25	vs. Liberty	34	3-8	3-5	0-0	0-3-3	1	5	1	0	1	9
N26	vs. Clemson	28	2-5	2-4	2-2	0-2-2	1	0	2	0	0	8
D1	vs. Oakland	29	6-9	6-9	2-2	0-1-1	1	7	0	0	0	20
D4	vs. Valparaiso	34	4-9	4-9	7-9	1-2-3	2	3	2	0	0	19
D8	at Miami	32	1-5	1-4	1-2	0-5-5	3	1	1	0	0	4
D12	vs. Indiana State	33	3-5	3-5	3-4	0-3-3	2	4	2	0	0	12
D16	vs. [20] Ohio State	37	2-7	2-7	4-4	0-2-2	3	3	1	0	1	10
D19	vs. Notre Dame	33	6-8	5-7	1-2	0-2-2	2	2	0	1	1	18
D22	at [4] Iowa	30	3-7	2-6	0-0	0-4-4	1	3	3	0	1	8
D25	vs. Maryland	30	1-1	1-1	2-2	0-5-5	2	3	1	0	1	3
D29	at [14] Rutgers	32	4-8	2-5	4-6	0-4-4	2	2	0	0	1	14
J2	at [15] Illinois	30	3-6	3-5	0-0	0-3-3	4	0	1	0	0	9
J5	Nebraska				-- POSTPONED --							
J8	at [23] Michigan State	32	1-8	1-4	0-0	0-3-3	2	0	1	0	0	3
J14	at Indiana	24	3-6	2-4	0-0	0-1-1	5	3	1	0	0	8
J17	vs. Penn State	33	5-12	3-10	2-3	1-5-6	2	2	2	0	1	15
J19	at [15] Ohio State	29	5-9	1-5	4-4	0-4-4	1	0	2	0	2	15
J22	[7] Michigan				-- DID NOT PLAY --							
J30	[21] Minnesota				-- DID NOT PLAY --							
F2	at Maryland											
F6	Northwestern											
F11	at Minnesota											
F16	Michigan State											
F20	at Nebraska											
F26	at Penn State											
M2	Wisconsin											
M6	Indiana											

## Purdue Team Game-by-Game

Date	Opponent	Min.	FG	3FG	FT	O-D-T	Pf	A	TO	B	S	Pts.
N25	vs. Liberty	200	31-53	9-18	6-11	5-25-30	18	20	16	2	5	77
N26	vs. Clemson	200	26-58	9-21	9-11	13-24-37	16	11	22	3	4	70
D1	vs. Oakland	200	33-60	17-32	10-11	13-27-40	14	27	12	1	4	93
D4	vs. Valparaiso	200	19-54	6-23	24-37	11-23-34	21	13	9	1	4	68
D8	at Miami	200	21-60	4-25	8-10	13-27-40	23	11	14	2	8	54
D12	Indiana State	200	30-54	6-16	14-21	12-28-40	13	22	19	8	3	80
D16	[20] Ohio State	200	25-53	6-20	11-13	9-27-36	19	16	16	3	9	67
D19	vs. Notre Dame	200	32-65	14-28	10-15	12-28-40	18	20	6	2	6	88
D22	at [4] Iowa	200	23-58	8-25	1-3	9-26-35	16	17	14	3	6	55
D25	vs. Maryland	200	26-57	10-22	11-17	10-31-41	18	16	10	3	3	73
D29	at [14] Rutgers	200	29-59	7-26	11-14	9-24-33	15	14	8	2	2	76
J2	at [15] Illinois	200	22-56	7-16	7-12	6-2-33	20	11	14	4	3	58
J5	Nebraska				-- POSTPONED --							
J8	at [23] Michigan State	200	19-56	3-24	14-19	16-21-37	21	9	14	3	2	55
J14	at Indiana	200	25-47	11-17	20-31	7-31-38	24	15	14	1	3	81
J17	vs. Penn State	200	25-62	6-32	24-33	14-33-47	16	12	12	7	5	80
J19	at [15] Ohio State	200	26-54	5-20	10-17	9-29-38	18	4	10	1	5	67
J22	[7] Michigan	200	20-65	2-12	11-15	20-21-41	16	11	14	6	6	53
J30	[21] Minnesota	200	27-47	8-15	19-24	17-27-44	18	11	10	2	8	81
F2	at Maryland											
F6	Northwestern											
F11	at Minnesota											
F16	Michigan State											
F20	at Nebraska											
F26/27	at Penn State											
M2	Wisconsin											
M6	Indiana											

INDIVIDUAL CAREER STATISTICS

**DOWUONA, Emmanuel**

				Field Goals		3-Point		F-Throws		Rebounds									Scoring	
SEASON	TEAM	GP-GS	MIN/AVG	FG-FGA	FG%	3FG-FGA	3FG%	FT-FTA	FT%	OFF	DEF	TOT	AVG	PF-FO	AST	TO	BLK	STL	PTS	AVG
2019-20	Purdue	9-0	31/3.4	6-13	.462	0-0	.000	0-0	.000	3	5	8	0.9	10-0	1	2	3	2	12	1.3
<b>TOTAL</b>		<b>9-0</b>	<b>31/3.4</b>	<b>6-13</b>	<b>.462</b>	<b>0-0</b>	<b>.000</b>	<b>0-0</b>	<b>.000</b>	<b>3</b>	<b>5</b>	<b>8</b>	<b>0.9</b>	<b>10-0</b>	<b>1</b>	<b>2</b>	<b>3</b>	<b>2</b>	<b>12</b>	<b>1.3</b>

**EDEY, Zach**

				Field Goals		3-Point		F-Throws		Rebounds									Scoring	
SEASON	TEAM	GP-GS	MIN/AVG	FG-FGA	FG%	3FG-FGA	3FG%	FT-FTA	FT%	OFF	DEF	TOT	AVG	PF-FO	AST	TO	BLK	STL	PTS	AVG
2020-21	Purdue	18-2	254/14.1	50-86	.581	0-0	.000	38-56	.679	26	46	72	4.0	44-1	3	29	18	3	138	7.7
<b>TOTAL</b>		<b>18-2</b>	<b>254/14.1</b>	<b>50-86</b>	<b>.581</b>	<b>0-0</b>	<b>.000</b>	<b>38-56</b>	<b>.679</b>	<b>26</b>	<b>46</b>	<b>72</b>	<b>4.0</b>	<b>44-1</b>	<b>3</b>	<b>29</b>	<b>18</b>	<b>3</b>	<b>138</b>	<b>7.7</b>

**FROST, Matt**

				Field Goals		3-Point		F-Throws		Rebounds									Scoring	
SEASON	TEAM	GP-GS	MIN/AVG	FG-FGA	FG%	3FG-FGA	3FG%	FT-FTA	FT%	OFF	DEF	TOT	AVG	PF-FO	AST	TO	BLK	STL	PTS	AVG
2019-20	Purdue	9-0	17/1.9	1-2	.500	0-1	.000	0-0	.000	0	1	1	0.1	1-0	0	0	0	0	2	0.2
2020-21	Purdue	1-0	3/3.4	1-1	1.000	1-1	1.000	0-0	.000	0	0	0	0.0	0-0	1	0	0	0	3	3.0
<b>TOTAL</b>		<b>10-0</b>	<b>21/2.1</b>	<b>2-3</b>	<b>.667</b>	<b>1-2</b>	<b>.500</b>	<b>0-0</b>	<b>.000</b>	<b>0</b>	<b>1</b>	<b>1</b>	<b>0.1</b>	<b>1-0</b>	<b>1</b>	<b>0</b>	<b>0</b>	<b>0</b>	<b>5</b>	<b>0.5</b>

**GILLIS, Mason**

				Field Goals		3-Point		F-Throws		Rebounds									Scoring	
SEASON	TEAM	GP-GS	MIN/AVG	FG-FGA	FG%	3FG-FGA	3FG%	FT-FTA	FT%	OFF	DEF	TOT	AVG	PF-FO	AST	TO	BLK	STL	PTS	AVG
2020-21	Purdue	18-13	379/21.1	32-67	.478	13-40	.325	18-22	.818	24	41	65	3.6	43-1	20	19	2	10	95	5.3
<b>TOTAL</b>		<b>18-13</b>	<b>379/21.1</b>	<b>32-67</b>	<b>.478</b>	<b>13-40</b>	<b>.325</b>	<b>18-22</b>	<b>.818</b>	<b>24</b>	<b>41</b>	<b>65</b>	<b>3.6</b>	<b>43-1</b>	<b>20</b>	<b>19</b>	<b>2</b>	<b>10</b>	<b>95</b>	<b>5.3</b>

**HUNTER JR., Eric**

				Field Goals		3-Point		F-Throws		Rebounds									Scoring	
SEASON	TEAM	GP-GS	MIN/AVG	FG-FGA	FG%	3FG-FGA	3FG%	FT-FTA	FT%	OFF	DEF	TOT	AVG	PF-FO	AST	TO	BLK	STL	PTS	AVG
2018-19	Purdue	36-1	450/12.5	27-89	.303	10-46	.217	15-21	.714	16	34	50	1.4	37-0	39	21	3	13	79	2.2
2019-20	Purdue	31-30	974/31.4	117-282	.415	43-121	.355	51-67	.761	38	63	101	3.3	77-2	82	61	4	32	328	10.6
2020-21	Purdue	14-13	429/30.6	47-133	.353	16-55	.291	28-32	.875	11	29	40	2.9	27-0	49	29	0	15	138	9.9
<b>TOTAL</b>		<b>81-44</b>	<b>1853/22.9</b>	<b>191-504</b>	<b>.379</b>	<b>69-222</b>	<b>.311</b>	<b>94-120</b>	<b>.783</b>	<b>65</b>	<b>126</b>	<b>191</b>	<b>2.4</b>	<b>141-2</b>	<b>170</b>	<b>111</b>	<b>7</b>	<b>60</b>	<b>545</b>	<b>6.7</b>

**IVEY, Jaden**

				Field Goals		3-Point		F-Throws		Rebounds									Scoring	
SEASON	TEAM	GP-GS	MIN/AVG	FG-FGA	FG%	3FG-FGA	3FG%	FT-FTA	FT%	OFF	DEF	TOT	AVG	PF-FO	AST	TO	BLK	STL	PTS	AVG
2020-21	Purdue	13-2	231/17.8	36-99	.364	8-40	.200	18-31	.581	9	26	35	2.7	21-0	20	11	3	6	98	7.5
<b>TOTAL</b>		<b>13-2</b>	<b>231/17.8</b>	<b>36-99</b>	<b>.364</b>	<b>8-40</b>	<b>.200</b>	<b>18-31</b>	<b>.581</b>	<b>9</b>	<b>26</b>	<b>35</b>	<b>2.7</b>	<b>21-0</b>	<b>20</b>	<b>11</b>	<b>3</b>	<b>6</b>	<b>98</b>	<b>7.5</b>

**MARTIN, Chase**

				Field Goals		3-Point		F-Throws		Rebounds									Scoring	
SEASON	TEAM	GP-GS	MIN/AVG	FG-FGA	FG%	3FG-FGA	3FG%	FT-FTA	FT%	OFF	DEF	TOT	AVG	PF-FO	AST	TO	BLK	STL	PTS	AVG
2020-21	Purdue	1-0	3/3.4	0-1	.000	0-1	.000	0-0	.000	0	0	0	0.0	0-0	0	0	0	0	0	0.0
<b>TOTAL</b>		<b>1-0</b>	<b>3/3.4</b>	<b>0-1</b>	<b>.000</b>	<b>0-1</b>	<b>.000</b>	<b>0-0</b>	<b>.000</b>	<b>0</b>	<b>0</b>	<b>0</b>	<b>0.0</b>	<b>0-0</b>	<b>0</b>	<b>0</b>	<b>0</b>	<b>0</b>	<b>0</b>	<b>0.0</b>

**MORTON, Ethan**

				Field Goals		3-Point		F-Throws		Rebounds									Scoring	
SEASON	TEAM	GP-GS	MIN/AVG	FG-FGA	FG%	3FG-FGA	3FG%	FT-FTA	FT%	OFF	DEF	TOT	AVG	PF-FO	AST	TO	BLK	STL	PTS	AVG
2020-21	Purdue	18-0	175/9.7	4-19	.211	3-13	.231	0-0	.000	2	11	13	0.7	9-0	17	12	1	1	11	0.6
<b>TOTAL</b>		<b>18-0</b>	<b>175/9.7</b>	<b>4-19</b>	<b>.211</b>	<b>3-13</b>	<b>.231</b>	<b>0-0</b>	<b>.000</b>	<b>2</b>	<b>11</b>	<b>13</b>	<b>0.7</b>	<b>9-0</b>	<b>17</b>	<b>12</b>	<b>1</b>	<b>1</b>	<b>11</b>	<b>0.6</b>

## INDIVIDUAL CAREER STATISTICS

## NEWMAN, Brandon

				Field Goals		3-Point		F-Throws		Rebounds									Scoring	
SEASON	TEAM	GP-GS	MIN/AVG	FG-FGA	FG%	3FG-FGA	3FG%	FT-FTA	FT%	OFF	DEF	TOT	AVG	PF-FO	AST	TO	BLK	STL	PTS	AVG
2020-21	Purdue	18-18	472/26.2	63-144	.438	30-68	.441	25-26	.962	7	56	63	3.5	36-1	27	28	9	15	181	10.1
TOTAL		18-18	472/26.2	63-144	.438	30-68	.441	25-26	.962	7	56	63	3.5	36-1	27	28	9	15	181	10.1

## STEFANOVIC, Sasha

				Field Goals		3-Point		F-Throws		Rebounds										Scoring	
SEASON	TEAM	GP-GS	MIN/AVG	FG-FGA	FG%	3FG-FGA	3FG%	FT-FTA	FT%	OFF	DEF	TOT	AVG	PF-FO	AST	TO	BLK	STL	PTS	AVG	
2018-19	Purdue	36-0	419/11.6	30-77	.390	25-61	.410	5-14	.357	3	37	40	1.1	43-0	16	25	4	20	90	2.5	
2019-20	Purdue	30-22	792/26.4	85-221	.385	64-167	.383	40-49	.816	5	68	73	2.4	62-2	51	41	9	30	274	9.1	
2020-21	Purdue	16-16	499/31.2	52-113	.460	41-90	.456	32-40	.800	2	49	51	3.2	34-1	38	20	1	9	177	11.1	
TOTAL		82-38	1710/20.9	167-411	.406	130-318	.409	77-103	.748	10	154	164	2.0	139-3	105	86	14	59	541	6.6	

## THOMPSON, Isaiah

				Field Goals		3-Point		F-Throws		Rebounds									Scoring	
SEASON	TEAM	GP-GS	MIN/AVG	FG-FGA	FG%	3FG-FGA	3FG%	FT-FTA	FT%	OFF	DEF	TOT	AVG	PF-FO	AST	TO	BLK	STL	PTS	AVG
2019-20	Purdue	31-0	581/18.7	58-164	.354	36-100	.360	21-31	.677	5	28	33	1.1	43-0	21	24	1	13	173	5.6
2020-21	Purdue	18-5	350/19.5	26-59	.441	15-37	.405	21-27	.778	9	17	26	1.4	18-0	22	12	0	4	88	4.9
TOTAL		49-5	931/19.0	84-223	.377	51-137	.372	42-58	.724	14	45	59	1.2	61-0	43	36	1	17	261	5.3

## WHEELER, Aaron

				Field Goals		3-Point		F-Throws		Rebounds										Scoring	
SEASON	TEAM	GP-GS	MIN/AVG	FG-FGA	FG%	3FG-FGA	3FG%	FT-FTA	FT%	OFF	DEF	TOT	AVG	PF-FO	AST	TO	BLK	STL	PTS	AVG	
2018-19	Purdue	36-0	494/13.7	60-135	.444	31-85	.365	19-31	.613	34	75	109	3.0	65-1	15	24	17	21	170	4.7	
2019-20	Purdue	31-9	548/17.7	37-144	.257	21-97	.216	17-20	.850	30	99	129	4.2	59-3	29	30	11	20	112	3.6	
2020-21	Purdue	18-5	348/19.3	27-70	.386	10-43	.233	3-5	.600	17	67	84	4.7	37-1	22	22	11	11	67	3.7	
TOTAL		85-14	1389/16.3	124-349	.355	62-225	.276	39-56	.696	81	241	322	3.8	161-5	66	76	39	52	349	4.1	

## WILLIAMS, Trevion

				Field Goals		3-Point		F-Throws		Rebounds									Scoring	
SEASON	TEAM	GP-GS	MIN/AVG	FG-FGA	FG%	3FG-FGA	3FG%	FT-FTA	FT%	OFF	DEF	TOT	AVG	PF-FO	AST	TO	BLK	STL	PTS	AVG
2018-19	Purdue	34-8	350/10.3	78-144	.542	1-3	.333	19-37	.514	61	76	137	4.0	65-1	18	19	15	12	176	5.2
2019-20	Purdue	31-22	665/21.4	154-299	.515	3-9	.333	45-94	.479	104	133	237	7.6	72-2	45	51	13	20	356	11.5
2020-21	Purdue	18-16	453/25.1	120-235	.511	0-3	.000	37-75	.493	70	107	177	9.8	55-2	40	41	9	12	277	15.4
TOTAL		83-46	1467/17.7	352-678	.519	4-15	.267	101-206	.490	235	316	551	6.6	192-5	103	111	37	44	809	9.7

## WULBRUN, Jared

				Field Goals		3-Point		F-Throws		Rebounds										Scoring	
SEASON	TEAM	GP-GS	MIN/AVG	FG-FGA	FG%	3FG-FGA	3FG%	FT-FTA	FT%	OFF	DEF	TOT	AVG	PF-FO	AST	TO	BLK	STL	PTS	AVG	
2018-19	CLU	25-23	682/27.3	50-132	.379	43-120	.358	21-26	.808	1	38	39	1.6	39-0	40	33	0	10	164	6.6	
2019-20	Purdue	9-0	17/1.9	1-2	.500	1-2	.500	0-0	.000	0	0	0	0.0	0-0	2	2	0	0	3	0.3	
2020-21	Purdue	1-0	3/3.4	1-1	1.000	1-1	1.000	0-0	.000	0	0	0	0.0	0-0	1	0	0	0	3	3.0	
TOTAL FOR Purdue		10-0	21/2.1	2-3	.667	2-3	.667	0-0	.000	0	0	0	0.0	0-0	3	2	0	0	6	0.6	
TOTAL		35-23	702/20.1	52-135	.385	45-123	.366	21-26	.808	1	38	39	1.1	39-0	43	35	0	10	170	4.9	

GAME 19 // PURDUE AT MARYLAND // FEBRUARY 2, 2021

SEASON / CAREER HIGHS			
#0   MASON GILLIS			
Points			
S:	12, Two Times		
C:	12, Two Times		
Rebounds			
S:	9, Two Times		
C:	9, Two Times		
Assists			
S:	3, Two Times		
C:	3, Two Times		
Steals			
S:	2, Three Times		
C:	2, Three Times		
Blocked Shots			
S:	1, Two Times		
C:	1, Two Times		
Field Goals Made			
S:	4, Two Times		
C:	4, Two Times		
Field Goal Attempts			
S:	10 vs. Miami (12-8-20)		
C:	10 vs. Miami (12-8-20)		
Three-Pointers Made			
S:	2, Three Times		
C:	2, Three Times		
Three-Point Attempts			
S:	6 vs. Penn State (1-17-21)		
C:	6 vs. Penn State (1-17-21)		
Free Throws Made			
S:	6 vs. Penn State (1-17-21)		
C:	6 vs. Penn State (1-17-21)		
Free Throw Attempts			
S:	6 vs. Penn State (1-17-21)		
C:	6 vs. Penn State (1-17-21)		
Minutes			
S:	31 vs. [14] Rutgers (12-29-20)		
C:	31 vs. [14] Rutgers (12-29-20)		
#5   BRANDON NEWMAN			
Points			
S:	29 vs. [21] Minnesota (1-30-21)		
C:	29 vs. [21] Minnesota (1-30-21)		
Rebounds			
S:	8 vs. [4] Iowa (12-22-20)		
C:	8 vs. [4] Iowa (12-22-20)		
Assists			
S:	4, Two Times		
C:	4, Two Times		
Steals			
S:	2, Four Times		
C:	2, Four Times		
Blocked Shots			
S:	3 vs. Penn State (1-17-21)		
C:	3 vs. Penn State (1-17-21)		
Field Goals Made			
S:	9 vs. [21] Minnesota (1-30-21)		
C:	9 vs. [21] Minnesota (1-30-21)		
Field Goal Attempts			
S:	14, Two Times		
C:	14, Two Times		
Three-Pointers Made			
S:	5 vs. [21] Minnesota (1-30-21)		
C:	5 vs. [21] Minnesota (1-30-21)		
Three-Point Attempts			
S:	7, Three Times		
C:	7, Three Times		
Free Throws Made			
S:	6, Two Times		
C:	6, Two Times		
Free Throw Attempts			
S:	6, Two Times		
C:	6, Two Times		
Minutes			
S:	37 vs. Clemson (11-26-20)		
C:	37 vs. Clemson (11-26-20)		
#1   AARON WHEELER			
Points			
S:	10, Two Times		
C:	15 vs. [23] Maryland (12-6-18)		
Rebounds			
S:	13 vs. Indiana State (12-12-20)		
C:	13 vs. Indiana State (12-12-20)		
Assists			
S:	4 vs. Liberty (11-25-20)		
C:	5, Two Times		
Steals			
S:	3 vs. [20] Ohio State (12-16-20)		
C:	4 vs. Texas (11-9-19)		
Blocked Shots			
S:	4 vs. Indiana State (12-12-20)		
C:	4 vs. Indiana State (12-12-20)		
Field Goals Made			
S:	4, Three Times		
C:	6 vs. [23] Maryland (12-6-18)		
Field Goal Attempts			
S:	8 vs. Oakland (12-1-20)		
C:	12, Two Times		
Three-Pointers Made			
S:	2, Two Times		
C:	3, Four Times		
Three-Point Attempts			
S:	5 vs. [23] Michigan State (1-8-21)		
C:	7, Three Times		
Free Throws Made			
S:	2 vs. Notre Dame (12-19-20)		
C:	5 vs. Rutgers (1-15-19)		
Free Throw Attempts			
S:	2, Two Times		
C:	8 vs. Rutgers (1-15-19)		
Minutes			
S:	29, Two Times		
C:	34 vs. Texas (11-9-19)		
#11   ISAIAH THOMPSON			
Points			
S:	17 vs. [14] Rutgers (12-29-20)		
C:	17, Two Times		
Rebounds			
S:	4 vs. [4] Iowa (12-22-20)		
C:	4, Two Times		
Assists			
S:	6 vs. Oakland (12-1-20)		
C:	6 vs. Oakland (12-1-20)		
Steals			
S:	1, Four Times		
C:	3 vs. Central Michigan (12-28-19)		
Blocked Shots			
S:	0		
C:	1 vs. Central Michigan (12-28-19)		
Field Goals Made			
S:	7 vs. [14] Rutgers (12-29-20)		
C:	7 vs. [14] Rutgers (12-29-20)		
Field Goal Attempts			
S:	10 vs. Clemson (11-26-20)		
C:	11, Two Times		
Three-Pointers Made			
S:	3, Two Times		
C:	5 vs. Chicago State (11-16-19)		
Three-Point Attempts			
S:	5 vs. Clemson (11-26-20)		
C:	10 vs. Chicago State (11-16-19)		
Free Throws Made			
S:	9 vs. Valparaiso (12-4-20)		
C:	9 vs. Valparaiso (12-4-20)		
Free Throw Attempts			
S:	12 vs. Valparaiso (12-4-20)		
C:	12, Two Times		
Minutes			
S:	36 vs. Valparaiso (12-4-20)		
C:	40 vs. [19] Michigan (1-9-20)		
#2   ERIC HUNTER JR.			
Points			
S:	18 vs. Notre Dame (12-19-20)		
C:	19 vs. [18] Iowa (3-3-20)		
Rebounds			
S:	6, Two Times		
C:	7, Four Times		
Assists			
S:	8 vs. Notre Dame (12-19-20)		
C:	8 vs. Notre Dame (12-19-20)		
Steals			
S:	3 vs. Notre Dame (12-19-20)		
C:	3, FOur Times		
Blocked Shots			
S:	0		
C:	1, Six Times		
Field Goals Made			
S:	6, Three Times		
C:	7 vs. Green Bay (11-6-19)		
Field Goal Attempts			
S:	15, Two Times		
C:	15, Two Times		
Three-Pointers Made			
S:	4 vs. Notre Dame (12-19-20)		
C:	4, Two Times		
Three-Point Attempts			
S:	7 vs. Notre Dame (12-19-20)		
C:	8, Two Times		
Free Throws Made			
S:	6 vs. Penn State (1-17-21)		
C:	7 vs. [18] Iowa (3-3-20)		
Free Throw Attempts			
S:	6 vs. Penn State (1-17-21)		
C:	8, Two Times		
Minutes			
S:	39 vs. [21] Minnesota (1-30-21)		
C:	47 vs. [19] Michigan (1-9-20)		
#4   EMMANUEL DOWUONA			
Points			
S:	0		
C:	4 vs. Chicago State (11-16-19)		
Rebounds			
S:	0		
C:	3 vs. Central Michigan (12-28-19)		
Assists			
S:	0		
C:	1 vs. Central Michigan (12-28-19)		
Steals			
S:	0		
C:	1 vs. Chicago State (11-16-19)		
Blocked Shots			
S:	0		
C:	2 vs. Chicago State (11-16-19)		
Field Goals Made			
S:	0		
C:	2 vs. Chicago State (11-16-19)		
Field Goal Attempts			
S:	0		
C:	4 vs. Jacksonville State (11-23-19)		
Three-Pointers Made			
S:	0		
C:	0		
Three-Point Attempts			
S:	0		
C:	0		
Free Throws Made			
S:	0		
C:	0		
Free Throw Attempts			
S:	0		
C:	0		
Minutes			
S:	0		
C:	9 vs. Chicago State (11-16-19)		
#14   JARED WULBRUN			
Points			
S:	3 vs. Oakland (12-1-20)		
C:	19 vs. Redlands (2-13-19)		
Rebounds			
S:	0		
C:	4, Two Times		
Assists			
S:	1 vs. Oakland (12-1-20)		
C:	5 vs. UC Santa Cruz (1-26-19)		
Steals			
S:	0		
C:	2 vs. Pacific, Ore. (11-21-19)		
Blocked Shots			
S:	0		
C:	0		
Field Goals Made			
S:	1 vs. Oakland (12-1-20)		
C:	6 vs. Redlands (2-13-19)		
Field Goal Attempts			
S:	1 vs. Oakland (12-1-20)		
C:	12 vs. Pomona-Pitzer (2-9-19)		
Three-Pointers Made			
S:	1 vs. Oakland (12-1-20)		
C:	5, Two Times		
Three-Point Attempts			
S:	1 vs. Oakland (12-1-20)		
C:	9, Four Times		
Free Throws Made			
S:	0		
C:	5, Three Times		
Free Throw Attempts			
S:	0		
C:	6, Two Times		
Minutes			
S:	3 vs. Oakland (12-1-20)		
C:	36 vs. Redlands (1-9-19)		
#15   ZACH EDEY			
Points			
S:	19 vs. Liberty (11-25-20)		
C:	19 vs. Liberty (11-25-20)		
Rebounds			
S:	8, Two Times		
C:	8, Two Times		
Assists			
S:	1, Three Times		
C:	1, Three Times		
Steals			
S:	1, Two Times		
C:	1, Two Times		
Blocked Shots			
S:	3, Two Times		
C:	3, Two Times		
Field Goals Made			
S:	9 vs. Liberty (11-25-20)		
C:	9 vs. Liberty (11-25-20)		
Field Goal Attempts			
S:	10 vs. Liberty (11-25-20)		
C:	10 vs. Liberty (11-25-20)		
Three-Pointers Made			
S:	0		
C:	0		
Three-Point Attempts			
S:	0		
C:	0		
Free Throws Made			
S:	5, Three Times		
C:	5, Three Times		
Free Throw Attempts			
S:	7 vs. Clemson (11-26-20)		
C:	7 vs. Clemson (11-26-20)		
Minutes			
S:	21, Two Times		
C:	21, Two Times		




## SEASON / CAREER HIGHS

#21   MATT FROST	
Points	
S:	3 vs. Oakland (12-1-20)
C:	3 vs. Oakland (12-1-20)
Rebounds	
S:	0
C:	1 vs. [8] Michigan State (1-12-20)
Assists	
S:	1 vs. Oakland (12-1-20)
C:	1 vs. Oakland (12-1-20)
Steals	
S:	0
C:	0
Blocked Shots	
S:	0
C:	0
Field Goals Made	
S:	1 vs. Oakland (12-1-20)
C:	1, Two Times
Field Goal Attempts	
S:	1 vs. Oakland (12-1-20)
C:	2 vs. Central Michigan (12-28-19)
Three-Pointers Made	
S:	1 vs. Oakland (12-1-20)
C:	1 vs. Oakland (12-1-20)
Three-Point Attempts	
S:	1 vs. Oakland (12-1-20)
C:	1, Two Times
Free Throws Made	
S:	0
C:	0
Free Throw Attempts	
S:	0
C:	0
Minutes	
S:	3 vs. Oakland (12-1-20)
C:	4 vs. Central Michigan (12-28-19)

#34	CARSON BARRETT	
Points		
S:	0	
C:	0	
Rebounds		
S:	0	
C:	0	
Assists		
S:	0	
C:	0	
Steals		
S:	0	
C:	0	
Blocked Shots		
S:	0	
C:	0	
Field Goals Made		
S:	0	
C:	0	
Field Goal Attempts		
S:	0	
C:	0	
Three-Pointers Made		
S:	0	
C:	0	
Three-Point Attempts		
S:	0	
C:	0	
Free Throws Made		
S:	0	
C:	0	
Free Throw Attempts		
S:	0	
C:	0	
Minutes		
S:	0	
C:	0	
#22	CHASE MARTIN	
Points		
S:	0	
C:	0	
Rebounds		
S:	0	
C:	0	
Assists		
S:	0	
C:	0	
Steals		
S:	0	
C:	0	
Blocked Shots		
S:	0	
C:	0	
Field Goals Made		
S:	0	
C:	0	
Field Goal Attempts		
S:	0	
C:	0	
Three-Pointers Made		
S:	0	
C:	0	
Three-Point Attempts		
S:	1 vs. Oakland (12-1-20)	
C:	1 vs. Oakland (12-1-20)	
Free Throws Made		
S:	0	
C:	0	
Free Throw Attempts		
S:	0	
C:	0	
Minutes		
S:	3 vs. Oakland (12-1-20)	
C:	3 vs. Oakland (12-1-20)	
#50	TREVION WILLIAMS	
Points		
S:	30 vs. Indiana State (12-12-20)	
C:	36 vs. [19] Michigan (1-9-20)	
Rebounds		
S:	14, Two Times	
C:	20 vs. [19] Michigan (1-9-20)	
Assists		
S:	8 vs. [20] Ohio State (12-16-20)	
C:	8 vs. [20] Ohio State (12-16-20)	
Steals		
S:	2, Two Times	
C:	4 vs. [17] Butler (12-21-19)	
Blocked Shots		
S:	3 vs. [4] Iowa (12-22-20)	
C:	3 vs. [4] Iowa (12-22-20)	
Field Goals Made		
S:	13 vs. Indiana State (12-12-20)	
C:	16 vs. [19] Michigan (1-9-20)	
Field Goal Attempts		
S:	19 vs. [7] Michigan (1-22-21)	
C:	28 vs. [19] Michigan (1-9-20)	
Three-Pointers Made		
S:	0	
C:	1, Three Times	
Three-Point Attempts		
S:	1 vs. Valparaiso (12-4-20)	
C:	2 vs. Ohio State (2-15-20)	
Free Throws Made		
S:	8 vs. [23] Michigan State (1-8-21)	
C:	8 vs. [23] Michigan State (1-8-21)	
Free Throw Attempts		
S:	12 vs. [23] Michigan State (1-8-21)	
C:	12 vs. [23] Michigan State (1-8-21)	
Minutes		
S:	33 vs. [21] Minnesota (1-30-21)	
C:	44 vs. [19] Michigan (1-9-20)	
#23	JADEN IVEY	
Points		
S:	15 vs. [15] Ohio State (1-19-21)	
C:	15 vs. [15] Ohio State (1-19-21)	
Rebounds		
S:	6 vs. [23] Michigan State (1-8-21)	
C:	6 vs. [23] Michigan State (1-8-21)	
Assists		
S:	5 vs. [7] Michigan (1-22-21)	
C:	5 vs. [7] Michigan (1-22-21)	
Steals		
S:	1, Six Times	
C:	1, Six Times	
Blocked Shots		
S:	2 vs. [21] Minnesota (1-30-21)	
C:	2 vs. [21] Minnesota (1-30-21)	
Field Goals Made		
S:	6 vs. [15] Ohio State (1-19-21)	
C:	6 vs. [15] Ohio State (1-19-21)	
Field Goal Attempts		
S:	14 vs. [7] Michigan (1-22-21)	
C:	14 vs. [7] Michigan (1-22-21)	
Three-Pointers Made		
S:	2, Three Times	
C:	2, Three Times	
Three-Point Attempts		
S:	6 vs. [15] Ohio State (1-19-21)	
C:	6 vs. [15] Ohio State (1-19-21)	
Free Throws Made		
S:	6 vs. [7] Michigan (1-22-21)	
C:	6 vs. [7] Michigan (1-22-21)	
Free Throw Attempts		
S:	7, Two Times	
C:	7, Two Times	
Minutes		
S:	31 vs. [7] Michigan (1-22-21)	
C:	31 vs. [7] Michigan (1-22-21)	
#55	SASHA STEFANOVIC	
Points		
S:	20 vs. Oakland (12-1-20)	
C:	23 vs. Central Michigan (12-28-19)	
Rebounds		
S:	6 vs. Penn State (1-17-21)	
C:	8 vs. [17] Maryland (1-18-20)	
Assists		
S:	7 vs. Oakland (12-1-20)	
C:	7 vs. Oakland (12-1-20)	
Steals		
S:	2 vs. [15] Ohio State (1-19-21)	
C:	4 vs. [5] Virginia (12-4-19)	
Blocked Shots		
S:	1 vs. Notre Dame (12-19-20)	
C:	3 vs. [8] Michigan State (1-12-20)	
Field Goals Made		
S:	6, Two Times	
C:	8 vs. Central Michigan (12-28-19)	
Field Goal Attempts		
S:	12 vs. Penn State (1-17-21)	
C:	13 vs. Central Michigan (12-28-19)	
Three-Pointers Made		
S:	6 vs. Oakland (12-1-20)	
C:	7 vs. Central Michigan (12-28-19)	
Three-Point Attempts		
S:	10 vs. Penn State (1-17-21)	
C:	10, Three Times	
Free Throws Made		
S:	7 vs. Valparaiso (12-4-20)	
C:	7 vs. Valparaiso (12-4-20)	
Free Throw Attempts		
S:	9 vs. Valparaiso (12-4-20)	
C:	9 vs. Valparaiso (12-4-20)	
Minutes		
S:	37 vs. [20] Ohio State (12-16-20)	
C:	46 vs. Minnesota (1-2-20)	
#25	ETHAN MORTON	
Points		
S:	5 vs. Valparaiso (12-4-20)	
C:	5 vs. Valparaiso (12-4-20)	
Rebounds		
S:	2, Four Times	
C:	2, Four Times	
Assists		
S:	6 vs. Oakland (12-1-20)	
C:	6 vs. Oakland (12-1-20)	
Steals		
S:	1 vs. Oakland (12-1-20)	
C:	1 vs. Oakland (12-1-20)	
Blocked Shots		
S:	0	
C:	0	
Field Goals Made		
S:	2 vs. Valparaiso (12-4-20)	
C:	2 vs. Valparaiso (12-4-20)	
Field Goal Attempts		
S:	5 vs. Valparaiso (12-4-20)	
C:	5 vs. Valparaiso (12-4-20)	
Three-Pointers Made		
S:	1, Three Times	
C:	1, Three Times	
Three-Point Attempts		
S:	4 vs. Valparaiso (12-4-20)	
C:	4 vs. Valparaiso (12-4-20)	
Free Throws Made		
S:	0	
C:	0	
Free Throw Attempts		
S:	0	
C:	0	
Minutes		
S:	25 vs. Clemson (11-26-20)	
C:	25 vs. Clemson (11-26-20)	



# GAME 19 // PURDUE AT MARYLAND // FEBRUARY 2, 2021

	<b>PURDUE BOILERMAKERS</b>										<ul style="list-style-type: none"><li>• Purdue is one of four schools (Gonzaga, Kentucky, Michigan) to make three straight Sweet 16 appearances.</li><li>• Purdue's next win will be 1,850 in school history, becoming the 11th program to reach 1,850 wins (1,849 - 1,041).</li><li>• <b>Matt Painter</b> has moved to eighth place on the Big Ten's wins list in league games (174).</li><li>• Purdue has four comebacks of 11 or more points this season, tied for the most in school history (1982-83; also 4).</li><li>• Purdue's 9 quad-1 and 2 wins are tied for the most in America (Alabama); the 14 Q-1 and Q-2 games are the nation's most.</li><li>• Purdue has had four freshmen win Big Ten Freshman of the Week honors – the first time in BIG Ten history that has happened.</li></ul>																											
	<b>2020-21 Record:</b> 12-6 (7-4 Big Ten)   <b>AP Ranking:</b> 24   <b>Streak:</b> Win-1																																					
	<b>Scoring Offense:</b> 70.9   <b>Scoring Defense:</b> 66.6   <b>Scoring Margin:</b> +4.3																																					
	<b>Field Goal Pct.:</b> .446   <b>Field Goal Pct. Defense:</b> .414   <b>3-Pt. Percentage:</b> .352																																					
	<b>Rebound Margin:</b> +6.7   <b>Turnover Margin:</b> -1.7																																					
	<b>#0   Mason Gillis   R-Fr.   Forward</b>										<b>LAST:</b> 11 points, 9 rebs, 2 stls in the win over Minnesota.																											
	<b>6-6   230   New Castle, Ind.   New Castle</b>										<b>• Big Ten Freshman of the Week (Dec. 21).</b>																											
	<table><tr><th>GP / GS</th><th>PPG</th><th>RPG</th><th>APG</th><th>Blks.</th><th>Stls.</th><th>FG %</th><th>3P %</th><th>FT %</th></tr><tr><td>18 / 13</td><td>5.3</td><td>3.6</td><td>1.1</td><td>2</td><td>10</td><td>.478</td><td>.325</td><td>.818</td></tr></table>										GP / GS	PPG	RPG	APG	Blks.	Stls.	FG %	3P %	FT %	18 / 13	5.3	3.6	1.1	2	10	.478	.325	.818	<ul style="list-style-type: none"><li>• Has made 19-of-27 shots (.704) from inside the 3-point arc this year.</li><li>• Avg. 7.0 PPG, 6.5 RPG, 1.5 SPG in last two games (4-7 FGs, 2-4 3Ps).</li><li>• Played in LL World Series as 11-year old in 2012; GW hit to advance to Williamsport.</li></ul>									
	GP / GS	PPG	RPG	APG	Blks.	Stls.	FG %	3P %	FT %																													
	18 / 13	5.3	3.6	1.1	2	10	.478	.325	.818																													
<b>#1   Aaron Wheeler   Jr.   Forward</b>										<b>LAST:</b> 4 points, 3 rebs in the win over Minnesota.																												
<b>6-9   205   Stamford, Conn.   Brewster Academy (N.H.)</b>										<b>• Made numerous big plays in the final minute of Purdue's win over OSU.</b>																												
<table><tr><th>GP / GS</th><th>PPG</th><th>RPG</th><th>APG</th><th>Blks.</th><th>Stls.</th><th>FG %</th><th>3P %</th><th>FT %</th></tr><tr><td>18 / 5</td><td>3.7</td><td>4.7</td><td>1.2</td><td>11</td><td>11</td><td>.386</td><td>.233</td><td>3-5</td></tr></table>										GP / GS	PPG	RPG	APG	Blks.	Stls.	FG %	3P %	FT %	18 / 5	3.7	4.7	1.2	11	11	.386	.233	3-5	<ul style="list-style-type: none"><li>• Shooting 17-of-27 (.630) from inside the 3-point line this season.</li><li>• Good, efficient effort in opener vs. Liberty (10 pts, 5 rebs, 4 asts, 2-3 3Ps).</li><li>• Had a strong freshman season (4.7 PPG, 3.0 RPG, 31-85 3Ps).</li></ul>										
GP / GS	PPG	RPG	APG	Blks.	Stls.	FG %	3P %	FT %																														
18 / 5	3.7	4.7	1.2	11	11	.386	.233	3-5																														
<b>#2   Eric Hunter Jr.   Jr.   Guard</b>										<b>LAST:</b> 4 points, 7 asts, 6 rebs, 1 stl in the win over Minnesota.																												
<b>6-4   170   Indianapolis, Ind.   Tindley Prep</b>										<ul style="list-style-type: none"><li>• Avg. 6.7 PPG, 3.7 RPG, 3.0 APG in last 3 games (9-26 FGs, 1-7 3Ps).</li><li>• Purdue is 16-5 when he leads team in assists; 21-9 when he scores 10+ pts.</li><li>• A frontrunner for BIG DPOY; held Minn's Marcus Carr to 6 points (2-13 FGs).</li><li>• One of five returning Big Ten players to avg. 10.0 PPG, 3.0 RPG, 2.5 APG last yr.</li></ul>																												
<table><tr><th>GP / GS</th><th>PPG</th><th>RPG</th><th>APG</th><th>Blks.</th><th>Stls.</th><th>FG %</th><th>3P %</th><th>FT %</th></tr><tr><td>14 / 13</td><td>9.9</td><td>2.9</td><td>3.5</td><td>0</td><td>15</td><td>.353</td><td>.291</td><td>.875</td></tr></table>										GP / GS	PPG	RPG	APG	Blks.	Stls.	FG %	3P %	FT %	14 / 13	9.9	2.9	3.5	0	15	.353	.291	.875	<b>LAST:</b> Has not played yet this season.										
GP / GS	PPG	RPG	APG	Blks.	Stls.	FG %	3P %	FT %																														
14 / 13	9.9	2.9	3.5	0	15	.353	.291	.875																														
<b>#4   Emmanuel Dowuona   So.   Center   (doo-wanna)</b>										<ul style="list-style-type: none"><li>• Has missed the entire season due to respiratory issues.</li><li>• Very athletic player that will provide depth off the bench.</li><li>• Three of his six career field goals are dunks.</li><li>• Brother, Ebenezer, is a freshman on N.C. State basketball team.</li></ul>																												
<b>6-10   245   Miami, Fla.   Westwood Christian</b>																																						
<table><tr><th>GP / GS</th><th>PPG</th><th>RPG</th><th>APG</th><th>Blks.</th><th>Stls.</th><th>FG %</th><th>3P %</th><th>FT %</th></tr><tr><td>0 / 0</td><td>--</td><td>--</td><td>--</td><td>--</td><td>--</td><td>--</td><td>--</td><td>--</td></tr></table>										GP / GS	PPG	RPG	APG	Blks.	Stls.	FG %	3P %	FT %	0 / 0	--	--	--	--	--	--	--	--											
GP / GS	PPG	RPG	APG	Blks.	Stls.	FG %	3P %	FT %																														
0 / 0	--	--	--	--	--	--	--	--																														
<b>#5   Brandon Newman   R-Fr.   Guard</b>										<b>LAST:</b> 29 points, 6 rebs, 2 stls in the win over Minnesota.																												
<b>6-5   195   Valparaiso, Ind.   Valparaiso</b>										<b>• Two-time Big Ten Freshman of the Week (Jan. 18; Feb. 1).</b>																												
<table><tr><th>GP / GS</th><th>PPG</th><th>RPG</th><th>APG</th><th>Blks.</th><th>Stls.</th><th>FG %</th><th>3P %</th><th>FT %</th></tr><tr><td>18 / 18</td><td>10.1</td><td>3.5</td><td>1.5</td><td>9</td><td>15</td><td>.438</td><td>.441</td><td>.962</td></tr></table>										GP / GS	PPG	RPG	APG	Blks.	Stls.	FG %	3P %	FT %	18 / 18	10.1	3.5	1.5	9	15	.438	.441	.962	<ul style="list-style-type: none"><li>• His 29 points were 4th most in school history by a Purdue freshman.</li><li>• Had 10 turnovers in first 10 games; has 18 turnovers in last eight games.</li><li>• Finished 2nd in 2019 Indiana Mr. Basketball voting (Trayce Jackson-Davis).</li></ul>										
GP / GS	PPG	RPG	APG	Blks.	Stls.	FG %	3P %	FT %																														
18 / 18	10.1	3.5	1.5	9	15	.438	.441	.962																														
<b>#11   Isaiah Thompson   So.   Guard</b>										<b>LAST:</b> 5 points in the win over Minnesota.																												
<b>6-1   160   Zionsville, Ind.   Zionsville</b>										<ul style="list-style-type: none"><li>• Over last 32 games dating to last year, is 34-of-85 (.400) from long range.</li><li>• Is 8-of-17 (.471) from 3P range in last 11 games; was 0-of-7 in prev. 3 games.</li><li>• Finished last year 8th on the Purdue 3PM list by freshmen (36).</li><li>• Brother, P.J., is a grad asst. at Purdue; 3-year starter from 2016-18 at Purdue.</li></ul>																												
<table><tr><th>GP / GS</th><th>PPG</th><th>RPG</th><th>APG</th><th>Blks.</th><th>Stls.</th><th>FG %</th><th>3P %</th><th>FT %</th></tr><tr><td>18 / 5</td><td>4.9</td><td>1.4</td><td>1.2</td><td>0</td><td>4</td><td>.448</td><td>.405</td><td>.778</td></tr></table>										GP / GS	PPG	RPG	APG	Blks.	Stls.	FG %	3P %	FT %	18 / 5	4.9	1.4	1.2	0	4	.448	.405	.778											
GP / GS	PPG	RPG	APG	Blks.	Stls.	FG %	3P %	FT %																														
18 / 5	4.9	1.4	1.2	0	4	.448	.405	.778																														
<b>#14   Jared Wulbrun   So.   Guard</b>										<b>LAST:</b> Did not play in the win over Minnesota.																												
<b>5-10   185   Stanford, Calif.   Palo Alto   Cal Lutheran</b>										<ul style="list-style-type: none"><li>• Made 2nd career 3-pointer (at Purdue) in the win over Oakland.</li><li>• A strong shooter, Wulbrun is a walk-on transfer from Cal Lutheran.</li><li>• As a freshman at Cal Lutheran, avg. 6.6 PPG with 43 3-pointers.</li><li>• Father, Jeff, is the associate head coach at Stanford University.</li></ul>																												
<table><tr><th>GP / GS</th><th>PPG</th><th>RPG</th><th>APG</th><th>Blks.</th><th>Stls.</th><th>FG %</th><th>3P %</th><th>FT %</th></tr><tr><td>1 / 0</td><td>3.0</td><td>0.0</td><td>1.0</td><td>0</td><td>0</td><td>1-1</td><td>1-1</td><td>0-0</td></tr></table>										GP / GS	PPG	RPG	APG	Blks.	Stls.	FG %	3P %	FT %	1 / 0	3.0	0.0	1.0	0	0	1-1	1-1	0-0	<b>LAST:</b> 4 points, 8 rebs, 3 blks, 1 stl in the loss to Michigan.										
GP / GS	PPG	RPG	APG	Blks.	Stls.	FG %	3P %	FT %																														
1 / 0	3.0	0.0	1.0	0	0	1-1	1-1	0-0																														
<b>#15   Zach Edey   Fr.   Center   (e-Dee)</b>										<b>• Big Ten Freshman of the Week (Nov.30).</b>																												
<b>7-4   285   Toronto, Canada   IMG Academy (Fla.)</b>										<ul style="list-style-type: none"><li>• Has 23 points, 20 rebounds, 6 blocks in 61 mins. in last 4 games (7-13 FGs).</li><li>• First 7 games, had 23 fouls 6 20 Tds; last 11 games, has 21 fouls 6 9 Tds.</li><li>• Played hockey 6 baseball in Canada, before learning to play BB about 3 yrs. ago.</li></ul>																												
<table><tr><th>GP / GS</th><th>PPG</th><th>RPG</th><th>APG</th><th>Blks.</th><th>Stls.</th><th>FG %</th><th>3P %</th><th>FT %</th></tr><tr><td>18 / 2</td><td>7.7</td><td>4.0</td><td>0.2</td><td>18</td><td>3</td><td>.581</td><td>0-0</td><td>.679</td></tr></table>										GP / GS	PPG	RPG	APG	Blks.	Stls.	FG %	3P %	FT %	18 / 2	7.7	4.0	0.2	18	3	.581	0-0	.679	<b>LAST:</b> Did not play in the win over Minnesota.										
GP / GS	PPG	RPG	APG	Blks.	Stls.	FG %	3P %	FT %																														
18 / 2	7.7	4.0	0.2	18	3	.581	0-0	.679																														
<b>#21   Matt Frost   So.   Forward</b>										<ul style="list-style-type: none"><li>• Made his first career 3-pointer in the win over Oakland.</li><li>• Avg. 14.2 PPG, 6.2 RPG and 1.9 APG as a senior at Columbus East.</li><li>• The Republic Boys Basketball Player of the Year; first-team all-conference.</li><li>• Family includes 11 Purdue alums, including brother Kyle – current student.</li></ul>																												
<b>6-5   200   Columbus, Ind.   Columbus East</b>																																						
<table><tr><th>GP / GS</th><th>PPG</th><th>RPG</th><th>APG</th><th>Blks.</th><th>Stls.</th><th>FG %</th><th>3P %</th><th>FT %</th></tr><tr><td>1 / 0</td><td>3.0</td><td>0.0</td><td>1.0</td><td>0</td><td>0</td><td>1-1</td><td>1-1</td><td>0-0</td></tr></table>										GP / GS	PPG	RPG	APG	Blks.	Stls.	FG %	3P %	FT %	1 / 0	3.0	0.0	1.0	0	0	1-1	1-1	0-0	<b>LAST:</b> Did not play in the win over Minnesota.										
GP / GS	PPG	RPG	APG	Blks.	Stls.	FG %	3P %	FT %																														
1 / 0	3.0	0.0	1.0	0	0	1-1	1-1	0-0																														
<b>#22   Chase Martin   Fr.   Guard</b>										<ul style="list-style-type: none"><li>• Saw first career action in the win over Oakland.</li><li>• Named All-Conference and All-District as a senior at Tolton.</li><li>• Was class valedictorian at Tolton.</li><li>• Father, Cuozzo, is the head coach at Missouri; former teammate of Painter.</li></ul>																												
<b>6-3   195   Columbia, Mo.   Tolton</b>																																						
<table><tr><th>GP / GS</th><th>PPG</th><th>RPG</th><th>APG</th><th>Blks.</th><th>Stls.</th><th>FG %</th><th>3P %</th><th>FT %</th></tr><tr><td>1 / 0</td><td>0.0</td><td>0.0</td><td>0.0</td><td>0</td><td>0</td><td>0-1</td><td>0-1</td><td>--</td></tr></table>										GP / GS	PPG	RPG	APG	Blks.	Stls.	FG %	3P %	FT %	1 / 0	0.0	0.0	0.0	0	0	0-1	0-1	--	<b>LAST:</b> 7 points, 2 blks, 1 reb, 1 ast, 1 stl in the win over Minnesota.										
GP / GS	PPG	RPG	APG	Blks.	Stls.	FG %	3P %	FT %																														
1 / 0	0.0	0.0	0.0	0	0	0-1	0-1	--																														
<b>#23   Jaden Ivey   Fr.   Guard   (jay-den Ivy)</b>										<b>• Big Ten Freshman of the Week (Jan. 25).</b>																												
<b>6-4   200   South Bend, Ind.   La Lumiere Prep</b>										<ul style="list-style-type: none"><li>• Avg. 10.6 PPG, 3.0 RPG, 2.2 APG in last 5 games (22.0 MPG).</li><li>• Hit GW 3-pointer vs. Ohio State with 5 secs. left; 8 pts. in final 3 1/2 mins.</li><li>• Mother, Niele, is the WBB coach at Notre Dame; asst. with Grizzlies for a yr.</li></ul>																												
<table><tr><th>GP / GS</th><th>PPG</th><th>RPG</th><th>APG</th><th>Blks.</th><th>Stls.</th><th>FG %</th><th>3P %</th><th>FT %</th></tr><tr><td>13 / 2</td><td>7.5</td><td>2.7</td><td>1.5</td><td>3</td><td>6</td><td>.364</td><td>.200</td><td>.581</td></tr></table>										GP / GS	PPG	RPG	APG	Blks.	Stls.	FG %	3P %	FT %	13 / 2	7.5	2.7	1.5	3	6	.364	.200	.581	<b>LAST:</b> Did not register any statistics in the win over Minnesota.										
GP / GS	PPG	RPG	APG	Blks.	Stls.	FG %	3P %	FT %																														
13 / 2	7.5	2.7	1.5	3	6	.364	.200	.581																														
<b>#25   Ethan Morton   Fr.   Guard</b>										<ul style="list-style-type: none"><li>• Had 11 Tds in first six games; 1 TD in his last 12 games (72 mins).</li><li>• Getting back in shape from mono; hit a 3-pt. w/ Purdue up 54-51 vs. IU.</li><li>• Named Pennsylvania Gatorade POY and Mr. Basketball following SR year.</li><li>• Active w/ USA Basketball; helped U18 3-on-3 team to World title (2019).</li></ul>																												
<b>6-6   215   Butler, Pa.   Butler</b>																																						
<table><tr><th>GP / GS</th><th>PPG</th><th>RPG</th><th>APG</th><th>Blks.</th><th>Stls.</th><th>FG %</th><th>3P %</th><th>FT %</th></tr><tr><td>18 / 0</td><td>0.6</td><td>0.7</td><td>1.0</td><td>1</td><td>1</td><td>4-19</td><td>.231</td><td>0-0</td></tr></table>										GP / GS	PPG	RPG	APG	Blks.	Stls.	FG %	3P %	FT %	18 / 0	0.6	0.7	1.0	1	1	4-19	.231	0-0	<b>LAST:</b> Has not played yet this season.										
GP / GS	PPG	RPG	APG	Blks.	Stls.	FG %	3P %	FT %																														
18 / 0	0.6	0.7	1.0	1	1	4-19	.231	0-0																														
<b>#34   Carson Barrett   Fr.   Forward</b>										<ul style="list-style-type: none"><li>• Led Lafayette CC to Hoosier Conf. title as SR; 18.1 PPG, 10.2 RPG, 6.5 APG.</li><li>• Finished career as Central Catholic's all-time leader in PTS and ASTS.</li><li>• Excelled on the baseball diamond as well (3-yr. starter; .368 BA).</li><li>• Father, Dave, was HS head coach; Played at Purdue from 1988-91.</li></ul>																												
<b>6-5   215   Lafayette, Ind.   Lafayette Central Catholic</b>																																						
<table><tr><th>GP / GS</th><th>PPG</th><th>RPG</th><th>APG</th><th>Blks.</th><th>Stls.</th><th>FG %</th><th>3P %</th><th>FT %</th></tr><tr><td>0 / 0</td><td>--</td><td>--</td><td>--</td><td>--</td><td>--</td><td>--</td><td>--</td><td>--</td></tr></table>										GP / GS	PPG	RPG	APG	Blks.	Stls.	FG %	3P %	FT %	0 / 0	--	--	--	--	--	--	--	--	<b>LAST:</b> 17 points, 14 rebs, 3 asts, 2 stls in the win over Minnesota.										
GP / GS	PPG	RPG	APG	Blks.	Stls.	FG %	3P %	FT %																														
0 / 0	--	--	--	--	--	--	--	--																														
<b>#50   Trevion Williams   So.   Forward   (tray-vee-on)</b>										<b>• Big Ten Player of the Week (Jan. 18); Semifinalist for Abdul-Jabbar Award.</b>																												
<b>6-10   265   Chicago, Ill.   Henry Ford (Mich.)</b>										<ul style="list-style-type: none"><li>• Has scored 10+ points in 13 straight games; 4 DOs in last 5 games.</li><li>• On pace to become 5th player in last 30 years to avg. 16, 9 &amp; 2 in Big Ten play.</li><li>• Shooting just 13-37 FGs last two games; avg. 15.5 PPG, 12.5 RPG in span.</li></ul>																												
<table><tr><th>GP / GS</th><th>PPG</th><th>RPG</th><th>APG</th><th>Blks.</th><th>Stls.</th><th>FG %</th><th>3P %</th><th>FT %</th></tr><tr><td>18 / 16</td><td>15.4</td><td>9.8</td><td>2.2</td><td>9</td><td>12</td><td>.511</td><td>0-3</td><td>.493</td></tr></table>										GP / GS	PPG	RPG	APG	Blks.	Stls.	FG %	3P %	FT %	18 / 16	15.4	9.8	2.2	9	12	.511	0-3	.493	<b>LAST:</b> Did not play in the win over Minnesota (out of isolation; CoVid-19).										
GP / GS	PPG	RPG	APG	Blks.	Stls.	FG %	3P %	FT %																														
18 / 16	15.4	9.8	2.2	9	12	.511	0-3	.493																														
<b>#55   Sasha Stefanovic   So.   Guard   (steph-On-uh-vitch)</b>										<ul style="list-style-type: none"><li>• Avg. 15.0 PPG, 5.0 RPG, 1.5 SPG in last two games (10-21 FGs, 4-15 3Ps).</li><li>• Made a game-tying 3-pointer with 52 seconds left vs. Ohio State.</li><li>• Made a 3-pointer in 17 straight games in games he's played dating to last yr.</li><li>• Father, Lou, was selected by Seattle in the 1985 NBA Draft (5th round).</li></ul>																												
<b>6-5   200   Crown Point, Ind.   Crown Point</b>																																						
<table><tr><th>GP / GS</th><th>PPG</th><th>RPG</th><th>APG</th><th>Blks.</th><th>Stls.</th><th>FG %</th><th>3P %</th><th>FT %</th></tr><tr><td>16 / 16</td><td>11.1</td><td>3.2</td><td>2.4</td><td>1</td><td>9</td><td>.460</td><td>.456</td><td>.800</td></tr></table>										GP / GS	PPG	RPG	APG	Blks.	Stls.	FG %	3P %	FT %	16 / 16	11.1	3.2	2.4	1	9	.460	.456	.800											
GP / GS	PPG	RPG	APG	Blks.	Stls.	FG %	3P %	FT %																														
16 / 16	11.1	3.2	2.4	1	9	.460	.456	.800																														

<b>MEDIA</b> Web: PurdueSports.com Twitter: @BoilerBall / @PurdueMBBStats Contact: Chris Forman Email: cforman@purdue.edu Office: 765-494-3201 Cell: 413-687-4590 Twitter: @Forman																
---	--	--	--	--	--	--	--	--	--	--	--	--	--	--	--	--