



GAME 5 // SATURDAY, OCT. 5 // NOON // BTN // MADISON, WIS. // CAMP RANDALL STADIUM (75,822)

PURDUE BOILERMAKERS

Head Coach: Ryan Walters (Colorado, 2008)
Record at Purdue: 5-11 (2nd) Career Record: Same
Last Game: 28-10, Loss, vs. Nebraska (Sept. 28)
Rankings (AP/C/CFP) - / - / -



1-3 | 0-1 (B1G)



2-2 | 0-1 (B1G)

WISCONSIN BADGERS

Head Coach: Luke Fickell (Ohio State, 1997)
Record at Wisconsin: 10-8 (3rd) Career Record: 73-33 (8th)
Last Game: 38-21, Loss, at No. 13 USC (Sept. 28)
Rankings (AP/C/CFP) - / - / -

SERIES AT A GLANCE

Record:	29-52-8
In West Lafayette:	16-23-3
In Madison:	13-29-5
Neutral:	0-0
Streak:	Wisconsin - 17
Last Win: #13 Purdue 26, #16 Wisconsin 23 - Away - 10/18/2003	
Last Meeting: Wisconsin 38, Purdue 17 - Home - 9/22/2023	
First Meeting: Purdue 34, Wisconsin 6 - Home - 10/19/1892	
Walters vs. Fickell	0-1
Walters vs. Wisconsin	0-1
Purdue vs. Fickell	1-1

BY THE NUMBERS

PURDUE		WISCONSIN
21.8	Points	21.5
33.0	Points Allowed	26.8
149.8	Rush Yards	155.5
242.0	Rush Yards Allowed	146.3
172.3	Pass Yards	181.8
153.5	Pass Yards Allowed	197.3
322.0	Total Offense	337.3
395.5	Total Defense	343.5

A WIN WOULD...

- Be Purdue's first in Madison since 2003
- Snap a 17-game skid to the Badgers
- Mark Ryan Walters' first on the road in the Big Ten.

STAT LEADERS

RUSHING: Devin Mockobee - 49 rushes, 317 yards, 1 TD
PASSING: Hudson Card - 60-61-4, 627 yards, 7 TDs
RECEIVING: Max Klare - 13 receptions, 193 yards, 2 TDs
SCORING: Spencer Porath - 12-12 PATs, 1-2 FG
TACKLES: Dillon Thieneman - 34 Total, 21 Solo
TACKLES-for-LOSS: Kydran Jenkins - 5.5 TFLs
SACKS: Kydran Jenkins - 3.5 sacks
INTERCEPTIONS: None

MEDIA CONTACTS

Primary - Adam Kuffner / 662-816-0497 / kuffner@purdue.edu
Assoc. A.D. - Patrick Crawford / 337-412-4220 / pcrawf@purdue.edu
Secondary - Ian MacDougall / 317-313-7486 / imacdoug@purdue.edu
Secondary - William Soule / 918-899-2053 / wsoule@purdue.edu

BROADCAST INFORMATION

TELEVISION - BTN

Play-by-Play	Mark Followill
Analyst	Jake Butt
Sideline	Brooke Fletcher

SIRIUS/XM

Purdue Broadcast	Ch. 372
------------------	---------

RADIO - PURDUE SPORTS RADIO NETWORK

Flagship	96.5 FM WAZY
Play-by-Play	Tim Newton
Analyst	Mark Herrmann
Producer	Rob Blackman
Sideline	Kelly Kitchel
Free Online	Varsity Network

STORY LINES

- Kicking off the month of October, Purdue Football hits the road and travels north to face Wisconsin. Kickoff from Camp Randall Stadium is set for 12 p.m. ET on BTN.
- The Boilermakers are in the midst of a stretch that features three road games over four contests. That ends next week at Illinois to cap consecutive weeks away from home.
- Tight end Drew Biber (Cedarburg) and offensive lineman Marcus Mbow (Milwaukee) are the only two Boilermakers from the state of Wisconsin.
- Purdue has the nation's most efficient special teams unit, ranking No. 1 in ESPN's College Football Power Index.
- The Boilermakers blocked a pair of field goals in the first half last weekend against Nebraska, bringing their blocked kicks total to three on the season to lead the nation. It marked the first time Purdue blocked two field goals in a game since Sept. 3, 2011 against Middle Tennessee.
- Kydran Jenkins ranks second in the Big Ten in sacks (0.88 per game) and ranks 16th nationally. The senior linebacker also ranks fourth in the conference with 1.4 tackles-for-loss per game.
- In last year's matchup against the Badgers, Jenkins recorded team highs in total tackles (9) and solo tackles (7).
- Against Nebraska, Devin Mockobee moved to 11th on Purdue's all-time rushing list (2,096 yards) by passing legendary Boilermaker running back Leroy Keyes (2,094).
- Purdue boasts the nation's 20th-best passing defense, allowing only 156.8 yards per game through the air. The Boilermakers have only allowed three touchdown passes by opposing quarterbacks this season.
- Tight end Max Klare leads the Boilermakers in receptions (13), receiving yards (193) and receiving touchdowns (2).
- After recording five receptions for 33 yards through the first three games of the season, sophomore Jaron Tibbs caught five passes for 46 yards versus Nebraska to lead Purdue and set new career highs.
- One of the nation's leading tacklers as an All-American a season ago, sophomore Dillon Thieneman ranks third in the Big Ten in total tackles (8.5 per game) and solo tackles (5.3 per game) this year. The 2023 Big Ten Freshman of the Year has recorded 23 tackles over the last two games.
- Purdue has produced four All-Americans over the past three seasons (Dillon Thieneman - 2023, Charlie Jones - 2022, David Bell - 2021, George Karlaftis - 2021), the most in a three-year stretch since 1967-69.
- Joseph Jefferson has recorded 19 tackles over the last two games. Jefferson made three tackles through his first 14 games as a Boilermaker, dating back to the 2022 season.
- Purdue is one of six Big Ten teams to win at least 15 conference games over the past three seasons (Iowa, Michigan, Ohio State, Penn State, Wisconsin). The Boilermakers finished second in the Big Ten West in 2021 before capturing the Big Ten West title in 2022. Last season, Purdue tied for fourth in the final year of divisional play.
- The Boilermakers have only one first down by opponents' penalties this season.

NUMBERS TO KNOW

0

Purdue begins a month in which it will not play a Saturday home game. A Friday night matchup against No. 6 Oregon is the only home game in October.

3

The Boilermakers lead the country in blocked kicks, having blocked two field goals (both vs. Nebraska) and one punt (vs. Indiana State).

20

No active player in the conference has more sacks in a Big Ten uniform than Purdue linebacker Kydran Jenkins. The senior has recorded 20.0 sacks in the Old Gold and Black.

108

As a redshirt freshman in 2022, Devin Mockobee rushed for 108 yards and one touchdown at Wisconsin (Oct. 22, 2022).

2024 SCHEDULE

 INDIANA STATE Aug. 31 Win, 49-0 (1-3)	 NOTRE DAME Sept. 14 Loss, 66-7 (4-1)	 OREGON STATE Sept. 21 Loss, 38-21 (3-1)	 NEBRASKA Sept. 28 Loss, 28-10 (4-1)	 WISCONSIN Oct. 5 Noon BTN (2-2)	 ILLINOIS Oct. 12 3:30 PM FS1 (4-0)	 OREGON Oct. 18 8 PM FOX (3-0)	 NORTHWESTERN Nov. 2 TBA (2-2)	 OHIO STATE Nov. 9 TBA (4-0)	 PENN STATE Nov. 16 TBA (3-0)	 MICHIGAN STATE Nov. 22 8 PM FOX (3-2)	 INDIANA Nov. 30 TBA (5-0)
---	--	---	---	---	--	---	---	---	--	---	---





DEPTH CHART

OFFENSE

QB	1	Hudson Card	Sr.	6-3	210
	15	Ryan Browne	R-Fr.	6-4	210
	5	Marcos Davila	Fr.	6-3	244
RB	45	Devin Mockobee	Jr.	6-0	207
-or-	23	Reggie Love III	Sr.	5-11	215
	3	Jaheim Merriweather	Fr.	6-2	210
WR	16	Shamar Rigby	Fr.	6-3	187
	12	Leland Smith	So.	6-4	219
WR	13	Jaron Tibbs	So.	6-3	214
	26	Andrew Sowinski	Sr.	6-0	205
WR	8	De’Nylon Morrisette	So.	6-1	200
	4	Kam Brown	Sr.	6-1	185
-or-	0	Jayden Dixon-Veal	Sr.	6-0	190
TE	86	Max Klare	So.	6-4	240
	82	Drew Biber	Jr.	6-5	245
LT	71	Corey Stewart	Sr.	6-6	318
	74	Joshua Sales Jr.	Jr.	6-6	320
LG	77	Mahamane Moussa	Jr.	6-4	300
	79	Joey Tanona	So.	6-5	304
C	53	Gus Hartwig	Sr.	6-5	305
	75	Jalen Grant	Sr.	6-3	285
RG	55	DJ Wingfield	Sr.	6-4	316
	72	Jaden Ball	Fr.	6-5	300
-or-	54	Luke Griffin	Sr.	6-5	340
RT	63	Marcus Mbow	Jr.	6-5	300
	78	Bakyne Coly	Jr.	6-7	302

DEFENSE

DL	0	Jeffrey M'Ba	Sr.	6-6	302
	18	Demeco Kennedy	Fr.	6-2	291
DL	91	Cole Brevard	Sr.	6-3	333
	-or- 92	Mo Omonode	Jr.	6-0	286
	97	Jamarrion Harkless	R-Fr.	6-3	346
DL	95	Joe Anderson	Sr.	6-4	290
	-or- 34	Damarjhe Lewis	Jr.	6-3	300
	55	Jamarius Dinkins	Jr.	6-5	280
RUSH	15	Will Heldt	So.	6-6	265
	99	Jireh Ojata	Sr.	6-4	267
LB	4	Kydran Jenkins	Sr.	6-1	253
	20	Winston Berglund	R-Fr.	6-2	235
LB	14	Yanni Karlaftis	Jr.	6-3	235
	40	Hudson Miller	So.	6-0	235
RUSH	17	Shitta Sillah	Sr.	6-4	251
	23	Trey Smith	R-Fr.	6-4	245
DB	1	Markevious Brown	Sr.	5-11	176
	19	Botros Alisandro	Jr.	6-1	186
DB	31	Dillon Thieneman	So.	6-0	207
	24	Anthony Brown	So.	6-0	195
DB	11	Antonio Stevens	Sr.	6-2	217
	32	Joseph Jefferson	So.	6-0	190
DB	10	Kyndrich Breedlove	Jr.	5-11	185
	13	Koy Beasley	Fr.	5-10	187
DB	2	Nyland Green	Jr.	6-1	185
	12	Tarrion Grant	Fr.	6-2	197

SPECIAL TEAMS

K	39	Ben Freehill	Sr.	6-1	195
-or-	35	Spencer Porath	Fr.	5-11	201
KO	39	Ben Freehill	Sr.	6-1	195
-or-	35	Spencer Porath	Fr.	5-11	201
H	48	Bennett Boehnlein	So.	6-3	220
	30	Keelan Crimmins	Jr.	6-3	223
P	30	Keelan Crimmins	Jr.	6-3	223
	48	Bennett Boehnlein	So.	6-3	220
LS	44	Nick Levy	Jr.	5-10	230
	43	Claude Strnad	R-Fr.	6-3	230

KR	23	Reggie Love III	Sr.	5-11	215
	45	Devin Mockobee	Jr.	6-0	207
KR	33	Elijah Jackson	R-Fr.	5-10	191
	12	Leland Smith	So.	6-4	219
PR	31	Dillon Thieneman	So.	6-0	207
	26	Andrew Sowinski	Sr.	6-0	205





BOILER NOTES

PURDUE FOOTBALL IS BACK

- The Boilermakers kicked off their 137th season of football in 2024 with a 49-0 shut out victory of Indiana State.
- Ross-Ade Stadium has been Purdue's home for 100 seasons, marking the 2024 campaign as the 101st full season; Ross-Ade will turn 100 years old on November 22 when the Boilermakers play at Michigan State.
- Purdue closed out the 1924 season with its first game at Ross-Ade, a 26-7 Homecoming win over Indiana (Nov. 22, 1924).

YEAR 2 OF THE WALTERS ERA

- Ryan Walters is in his second campaign in West Lafayette.
- The three pillars of Walters' program: Competitive, Tough, Disciplined.
- Known as a players' coach, Walters has established a culture in which everyone in the program feels like family.
- Hired at age 36 after being named the 2022, On3 Coordinator of the Year Walters, now 38, is one of the youngest coaches in college football - the fourth youngest among the Power 4 conferences (Kenny Dillingham - 34, Dan Lanning - 38, Sherrone Moore - 38).
- Despite the record not being what Walters and Purdue wanted, facing one of the toughest schedules in the country, there were several positives the Boilermakers could take away from Walters' first year in West Lafayette to build off of heading into the 2024 season.
- Purdue brought in a consensus top-10 transfer class this offseason.

BLOCK PARTY

- With three through the first four games of the season, Purdue leads the country in blocked kicks (two field goals, one punt). No, Zach Edey is not part of the Boilermakers' special teams unit.
- In last week's Big Ten opener against Nebraska, Purdue blocked a pair of Cornhusker field goals. Defensive linemen Joe Anderson and Damarjhe Lewis earned the first field goal blocks of their careers to help the Boilermakers hold the Huskers scoreless in the first half.
- Prior to the contest, the last time Purdue blocked two field goals in a game was Sept. 3, 2011 against Middle Tennessee.
- The other block came from wide receiver Leland Smith, who blocked a punt in the season-opening victory over Indiana State.

DT THE TACKLING MACHINE

- After pacing Purdue and becoming one of the nation's leading tacklers as a freshman, Dillon Thieneman is back atop the Boilermakers' chart for tackles in 2024.
- The sophomore defensive back leads Purdue in total tackles (34) and solo tackles (21), ranking third in the Big Ten in both.
- Thieneman's 5.3 solo tackles per game rank 17th nationally.
- A season ago, Thieneman led the team with 106 tackles, ranking fifth in the Big Ten among all players and the most by any freshman in the country.
- His 74 solo tackles in 2023 led all freshmen nationwide and set a new Purdue freshman record.
- The Westfield, Ind., native added punt returning to his repertoire this season, averaging 12.3 yards on five returns.

SUCCESS ON THE GROUND

- Through the past seven games, dating back to last season, Purdue has averaged 204.7 yards per game on the ground.
- In the first road game of the year (Sept. 21 at Oregon State), the Boilermakers rushed for a season-high 263 yards for the third most under head coach Ryan Walters.
- Devin Mockobee and Reggie Love III have led the way, combining to average 128.8 yards per game splitting time in the backfield. Mockobee's 79.3 ypg ranks ninth in the Big Ten, while Love averages 49.5 ypg.
- The Boilermakers opened the season with 248 yards rushing on the ground, third most on opening weekend by a Big Ten team.
- Three different Boilermakers found the end zone on the ground against Indiana State, including Elijah Jackson's 69-yard score, Purdue's longest rushing score since Rondale Moore's 74-yard scamper against Northwestern in 2018.

HERE COMES THE MOCK TRAIN

- From walk-on to phenom, Devin Mockobee has certainly made a name for himself in his time in West Lafayette.
- With a season-high 168 rushing yards at Oregon State, Mockobee became the ninth Boilermaker to produce at least seven 100-yard rushing games over a career and the first since Kory Sheets (2005-08) recorded nine over his career.
- He also became the sixth Boilermaker since 1996 to record a 100-yard rushing game in three separate seasons.
- Breaking open a 63-yard rush against the Beavers, he eclipsed 2,000 rushing yards for his career.
- Last week against Nebraska, Mockobee moved into 11th on Purdue's all-time rushing list (2,096), passing legendary All-American running back Leroy Keyes (2,094). He also sits in a tie for 12th with 16 rushing touchdowns.
- He started his career by setting a new Purdue freshman record with 968 rushing yards while also adding nine touchdowns.
- After being put on scholarship in the first official act of the Walters era, he led the team in rushing once again with 807 yards and six touchdowns in 2023.
- In doing so, Mockobee became the first Boilermaker to lead the team in rushing in back-to-back seasons since Markell Jones, who did it three years running (2015-17).
- The Boonville, Ind., native is one of only four Big Ten players to rush for more than 800 yards in each of the past two seasons.

SIMMONS SIGNALS THE PLAYS

- On Monday, Ryan Walters announced offensive analyst Jason Simmons will be the Boilermakers' play caller going forward in the 2024 season.
- Simmons joined Purdue during the offseason after spending one season as the running backs coach at Miami University. The RedHawks rushed for 2,213 yards in 2023, their first 2,000-yard campaign since 2003.
- Prior to his time in Oxford, Ohio, Simmons had an extensive career in the high school ranks in Indiana.
- Simmons was the head coach at Ben Davis and Noblesville.
- Walters also announced senior offensive analyst Stanton Keane would take over coaching the quarterbacks.

TACKLES-4-LOSS

- One of the major anchors of the defense is senior Kydran Jenkins (KAY-dran), who ranks eighth in Purdue history with 20.0 career sacks and 13th with 37.0 tackles-for-loss.
- The senior linebacker leads the Boilermakers in TFLs (5.5) and sacks (3.5), while ranking second in tackles (32).
- Jenkins' sacks per game (0.88) rank second in the Big Ten and 16th nationally, while his 1.4 TFLs per contest is good enough for fourth among Big Ten defenders.
- Jenkins had a huge game against Oregon State, recording a career-high 16 tackles to go along with 3.0 TFLs and 2.0 sacks. With his second sack of the contest, he became the eighth Boilermaker in program history to make 20 career sacks.
- As a junior, Jenkins finished second in the Big Ten in tackles-for-loss with 15.5 on the year, ranking 18th in the country and the most by a Boilermaker since George Karlaftis in 2019 (17.0).
- He garnered All-Big Ten Honorable Mention for the second straight year in 2023.
- A versatile player, Jenkins moved from RUSH END to middle linebacker ahead of the 2024 campaign, a position he played in high school and a spot the coaching staff believed would do more to impress NFL scouts.

NO-FLY ZONE

- Purdue ranks 20th nationally in pass defense, allowing only 156.8 yards per game.
- The Boilermakers have only allowed 50 completions through the first four games, the fourth fewest in the country.
- Ryan Walters' defense has surrendered only three passing touchdowns on the year, only one coming from starting quarterbacks, to rank 12th nationally.

SERIES HISTORY

INSIDE THE MATCHUP

Record:	29-52-8
In West Lafayette:	16-23-3
In Madison:	13-29-5
Neutral:	0-0
Streak:	Wisconsin - 17
Last Win:	#13 Purdue 26, #16 Wisconsin 23 - Away - 10/18/2003
Last Meeting:	Wisconsin 38, Purdue 17 - Home - 9/22/2023
First Meeting:	Purdue 34, Wisconsin 6 - Home - 10/19/1892

LAST 10 MEETINGS

Date	Pur/Opp Rank	Result	Purdue	Opp	Location
9/21/2013	-24	L	10	41	A
11/8/2014	-25(20)	L	16	34	H
10/17/2015		L	7	24	A
11/19/2016	-6(7)	L	20	49	H
10/14/2017	-7	L	9	17	A
11/17/2018		L-O	44	47	H
11/23/2019	-14(12)	L	24	45	A
10/23/2021	25-	L	13	30	H
10/22/2022		L	24	35	A
9/22/2023		L	17	38	H

TOP 100-YARD RUSHING GAMES VS. WISCONSIN (13)

204 Mike Alstott (36) vs. Wisconsin, 11/4/1995
194 Edwin Watson (21) vs. Wisconsin, 11/4/1995
180 Mel Gray (26) vs. Wisconsin, 10/2/1982

TOP 300-YARD PASSING GAMES VS. WISCONSIN (10)

494 Drew Brees (55-83) at Wisconsin, 10/10/1998
411 Kyle Orton (38-55) at Wisconsin, 10/18/2003
386 David Blough (31-48) vs. Wisconsin, 11/17/2018

TOP 100-YARD RECEIVING GAMES VS. WISCONSIN (20)

200 Bart Burrell (13) at Wisconsin, 9/13/1980
184 John Standeford (14) at Wisconsin, 10/18/2003
180 Larry Burton (9) vs. Wisconsin, 9/14/1974

ABOUT THE MATCHUP

- Purdue's series with Wisconsin is one of its oldest running matchups, starting all the way back in 1892.
- The Badgers have controlled the series over the last 17 meetings, winning all of them.
- The last two Purdue wins came back in 2000 and 2003, both matchups took place in Madison when Drew Brees and Kyle Orton were under center for the Boilermakers, respectively.
- Purdue's last win at home against Wisconsin was back in 1997.

OUR LAST MATCHUP VS. WISCONSIN

WISCONSIN 38, PURDUE 17 | SEPT. 22, 2023 | WEST LAFAYETTE, IND.

- Three Wisconsin touchdowns on the opening three drives proved too much for Purdue to overcome, as the Boilermakers dropped a 38-17 decision to the Badgers at Ross-Ade Stadium.
- As a team, Purdue ran for 194 yards on 31 carries (6.3 average), tallying two rushing scores from Hudson Card and Tyrone Tracy Jr.
- Tracy was the team's leading rusher, logging a then-career-high 84 yards on eight attempts, an average of 10.5 yards per carry.
- The Boilers scored touchdowns on both drives in the third quarter, amassing 150 yards of offense.
- They outgained the Badgers with 233 total yards to 185 in the second half, but the 21-3 deficit from the first 30 minutes was too large to surpass.
- Purdue quarterback Hudson Card was 21-of-38 passing for 202 yards and a then-career high with 50 yards on 13 carries, notching his third rushing score of the season.





NATIONAL RANKINGS

	FBS	B1G	Stat
3rd Down Pct	97	16	.354
3rd Down Pct Defense	52	9	.348
4th Down Pct	126	15	.250
4th Down Pct Defense	54	11	.500
Blocked Kicks	1	1	3
Blocked Kicks Allowed	1	1	0
Blocked Punts	9	1	1
Blocked Punts Allowed	1	1	0
Completion Percentage	39	10	.653
Defensive TDs			
Fewest Penalties	88	14	33
Fewest Penalties Per Game	113	17	8.25
Fewest Penalty Yards	118	15	368
Fewest Penalty Yards Per Game	131	18	92.0
First Downs Defense	80	13	89
First Downs Offense	131	18	57
Fumbles Lost	50	7	2
Fumbles Recovered			
Kickoff Return Defense	42	7	171
Kickoff Returns	23	5	24.2
Net Punting	24	6	41.8
Passes Had Intercepted	69	14	4
Passes Intercepted			
Passing Offense	110	15	172.3
Passing Yards Allowed	20	7	156.8
Passing Yards per Completion	113	15	10.4
Punt Return Defense	48	5	5.3
Punt Returns	39	5	12.6
Red Zone Defense Pct	41	9	.769
Red Zone Offense Pct	107	15	.750
Rushing Defense	130	18	242.0
Rushing Offense	79	10	149.0
Sacks Allowed	108	16	2.75
Scoring Defense	116	18	33.0
Scoring Offense	105	15	21.8
Tackles for Loss Allowed	82	14	5.5
Passing Efficiency	65	11	137.6
Passing Efficiency Defense	93	16	139.0
Team Sacks	44	12	2.25
Team Tackles for Loss	72	7	5.8
Time of Possession	125	18	25:49
Total Defense	99	18	398.8
Total Offense	110	15	322.0
Turnover Margin	127	18	-1.5
Turnovers Gained			
Turnovers Lost	64	11	6
Winning Percentage	104	17	.250

ACTIVE CAREER LEADERS (PURDUE STATS ONLY)

Rushing Yards	Devin Mockobee	2,096
Rushing Touchdowns	Devin Mockobee	16
Passing Yards	Hudson Card	3,014
Passing Touchdowns	Hudson Card	22
Receptions	Devin Mockobee	55
Receiving Yards	Devin Mockobee	476
Receiving Touchdowns	Klare/Morrisette/L. Smith	2
Total Offense Yards	Hudson Card	3,202
Points Scored	Devin Mockobee	102
Kickoff Return Yards	Elijah Jackson	99
All-Purpose Yards	Devin Mockobee	2,610
Punt Average	Keelan Crimmins	45.4
Tackles	Kydran Jenkins	156
Tackles-for-Loss	Kydran Jenkins	37.0
Sacks	Kydran Jenkins	20.0
Interceptions	Dillon Thieneman	6
Passes Defended	Markevious Brown	9
Forced Fumbles	3 Tied	2
Fumble Recoveries	Cole Brevard	2
	Kydran Jenkins	2
Blocked Kicks	Kydran Jenkins	1
Blocked Punts	Leland Smith	1

BOILER NOTES

HIGHWAY TO HELDT

- After recording only 12 tackles throughout his freshman season, sophomore rush end Will Heldt has made 19 tackles in the first four games of the 2024 campaign.
- Heldt ranks second on the team in sacks (2.5) and TFLs (4.0)
- He has recorded a TFL in each of the first three games of the season.
- Heldt started the season with a team-high seven tackles, 3.0 tackles-for-loss and 2.0 sacks in the win over Indiana State. Prior to the season opener, Heldt's career high in tackles were two.

MAX MAX

- Max Klare has not missed a beat since he returned to the lineup at the start of the season.
- The sophomore tight end leads Purdue in receptions (13), receiving yards (193) and receiving touchdowns (2), proving to be a primary target for quarterback Hudson Card.
- Klare was on pace to be one of the best tight ends in the country before his 2023 season was cut short. However, the sophomore bounced back in the 2024 season opener with five catches for 71 yards, both team highs.
- Klare also caught Purdue's first touchdown of the season, a 9-yard strike from Card on the opening drive.
- Klare was also tabbed to the Comeback Player of the Year Award Watch List ahead of the year.

JOE JEFF STEPS UP

- Sophomore Joseph Jefferson has found a pivotal role in Ryan Walters' defense over the past two games.
- The Indianapolis native has made 19 tackles over the past two contests, including a career-high 10 at Oregon State.
- Adding nine more tackles against Nebraska last weekend, Jefferson's 20 total tackles on the season rank third among Purdue defenders.
- Jefferson began his career with only three tackles through his first 14 games as a Boilermaker, primarily playing on special teams. He recorded two tackles as a redshirt freshman last year before making one tackle in the first two games of this season.

SPECIAL TEAMS BEING SPECIAL

- Purdue's special teams unit is one of the best in the nation.
- The Boilermakers rank atop the ESPN Football Power Index Special Teams Efficiency at 80.5.
- Pro Football Focus graded the Boilermakers' special teams at 91.1, 1 behind Baylor for the top spot in the nation.
- Purdue is one of six teams nationally and the only one from the Big Ten with three blocked kicks this season (2 - FG, 1 - Punt).
- The Boilermakers rank fifth in the Big Ten in kickoff return average (24.2), sixth in net punting (41.8) and fifth in punt returns (12.6).
- Elijah Jackson is fifth in the conference with 19.8 yards per kick return this season.
- Punter Keelan Crimmins is 21st nationally and fourth in the Big Ten with a 45.4 punt average on the year.
- In his second year with the program, special teams coach Chris Petrilli has boosted the Boilermakers' special teams, including the kickoff return for a touchdown last season, the program's first in more than a decade.

MISSING BULLDOGS-TURNED-BOILERS

- Purdue was without two of its highest-ranked transfers to start the season.
- Wide receiver CJ Smith, one of four Boilermakers to transfer from Georgia, was injured in fall camp.
- Nyland Green, the No. 7 rated transfer and highest ranked cornerback in the portal according to 247Sports, was expected to make an immediate impact to the Purdue secondary before suffering an injury in fall camp.
- Green made his Purdue debut against Nebraska.

DIFFICULT SCHEDULE

- A season ago, Purdue did not face a team with a losing record at the time of the game until battling Indiana for the Old Oaken Bucket in the season finale. This year's schedule may be even tougher.
- Purdue's schedule was ranked the 11th hardest in the nation by ESPN's Football Power Index, fourth by College Football News, seventh by College Football Network and sixth by Sports Grid.
- Four preseason Top 10 teams appear on the Boilermakers' 2024 schedule: No. 2 Ohio State (Nov. 9), No. 3 Oregon (Oct. 18), No. 7 Notre Dame (Sept. 14) and No. 8 Penn State (Nov. 16).
- No other team in the country plays more Top 10 teams than Purdue. Only Florida matched the Boilermakers with four Top 10 opponents.
- Three of the Top 10 matchups are at home, as Purdue hosts Notre Dame, Oregon and Penn State at Ross-Ade Stadium.

ROSS-ADE PACKED ALL SEASON LONG

- With three of Purdue's six home games coming against preseason Top 10 teams, Ross-Ade Stadium is expected to be packed all season long.
- Purdue has sold out two games against Notre Dame and Nebraska, which matched the highest attendance at Ross-Ade Stadium since 2014 when renovations began that trimmed capacity by nearly 10,000 seats.
- Purdue's attendance of 59,488 against Indiana State was the largest in a season opener for Purdue since 2005.
- The Boilermakers' home game against Northwestern is already sold out.
- The 2023 season featured Purdue's highest home attendance, both average and total, since the 2007 campaign, but those marks might be broken this season.
- With more than 42,000 season ticket holders, including more than 5,000 new season ticket holders, season tickets sold out for the 2024 season.
- Student season tickets also sold out five hours after going on sale, a record-breaking time.
- Purdue's in-state matchup against Notre Dame sold out one day after going on sale to the public.

HUDDY TUDDY

- Quarterback Hudson Card started his senior season by etching his name in the NCAA record books, completing 24-of-25 passes in the win over Indiana State.
- Completing 96 percent of his attempts, Card tied the FBS record for completion percentage in a single game (min. 20 completions), matching Greyson Lambert (Georgia) in 2015 against South Carolina.
- Card set a new school record, passing Kyle Orton's old mark of 88.5% set against Ball State in 2004.
- The Austin, Texas, native finished his day with 273 yards and a career-high four touchdowns, playing just a little more than one half of football.

Purdue Single-Game Completion Percentage (min. 20 att.)

Player	Opponent	Year	Pct.	C-A
1. Hudson Card	vs. Indiana State	2024	96%	24-25
2. Kyle Orton	vs. Ball State	2004	88.5%	19-22
3. Bob Griese	vs. Notre Dame	1965	86.4%	31-36
4. Drew Brees	vs. Minnesota	1998	86.1%	31-36
5. Mark Herrmann	vs. Indiana	1980	82.6%	19-23

FBS Single-Game Completion Percentage (min. 20 comp.)

Player	Opponent	Year	Pct.	C-A
1. Hudson Card	vs. Indiana State	2024	96%	24-25
Greyson Lambert	vs. South Carolina	2015	96%	24-25





BOILER NOTES

SMITH'S STATEMENT

- One of the newest Boilermakers, sophomore wide receiver Leland Smith made a statement in his debut donning the Old Gold & Black.
- Smith caught a pair of passes in the season opener, including a spectacular 31-yard touchdown for his first TD as a Boilermaker.
- In the fourth quarter, he showcased his versatility by blocking a punt on special teams. It was the first blocked punt by a Boilermaker since Jackson Anthrop did it in 2021 against Nebraska.

THE ADMIRAL

- Gus "The Admiral" Hartwig once again leads the Purdue front line in his fifth year starting for the Boilermakers.
- The four-time All-Big Ten honorable mention honoree has played in 43 games, starting 40. He first start came at right guard against Minnesota during his freshman season in 2020.
- He was named to the Rimington Trophy Watch List each of the last three seasons, a trophy presented annually to the most outstanding center in college football, as well as the Jason Witten Collegiate Man of the Year Watch List.
- A cerebral leader at the heart of the offense, he has been named Academic All-Big Ten three times and is also a member of the NFF Hampshire Honor Society.
- He was Campbell Trophy Semifinalist in 2023 and 2024.
- Hartwig graduated with a bachelor's in Finance with honors and is now working on his master's in Global Supply Chain Management.

STARTING THEM YOUNG

- True freshmen Tarrion Grant and Shamar Rigby turned heads during preseason camp to earn starting spots on opening day.
- Grant and Rigby joined Dillon Thieneman, George Karlaftis, Jalen Graham and Ja'Whaun Bentley as the only true freshmen to start week one for the Boilermakers in the 21st Century.
- They were the first rookie duo to start together since Karlaftis and Graham suited up in 2019.
- Based on in-depth research, Rigby is the first offensive player to start a season opener for Purdue in over 25 years.

"THE MOST FEARED DEFENSIVE BACK IN THE COUNTRY"

- Dillon Thieneman is one of the best defensive backs in the nation. Period.
- David Hale of ESPN wrote that, "Dillon Thieneman might be the most feared defensive back in the country."
- The sophomore was tabbed Third Team All-America, the FWAA Defensive Freshman of the Year and Thompson-Randle El Big Ten Freshman of the Year.
- Thieneman racked up five Big Ten Freshman of the Week honors, becoming the first defender in conference history to win any weekly award five times in a single season.
- He ranked third nationally in interceptions (6) and solo tackles (74), leading all freshmen and setting new Purdue freshman records. His solo tackle record passed Rod Woodson's mark of 67 that stood since 1983.
- He became the first Purdue freshman to record multiple double-digit tackle games since Ja'Whaun Bentley (New England Patriots)
- Thieneman was the No. 83-ranked player in EA College Football 25 with an overall rating of 90.
- The Westfield, Ind., native also garnered a spot on Bruce Feldman's 'Freaks List', checking in at No. 96. Since his arrival on campus, Thieneman has put on 11 pounds of muscle, trimmed body fat and added to his already ridiculous speed.

ANOTHER AUSSIE

- Keelan Crimmins has quickly become Purdue's most reliable punter in at least seven seasons.
- Crimmins is fourth in the Big Ten and ranks 21st nationally with a 45.4-yard average.
- Against Notre Dame, Crimmins punted 10 times for a 47.3-yard clip with a pair of balls over 50 yards and three inside the 20-yard line.
- It was only the 6th time a Big Ten punter averaged over 47 yards when punting 10 times. Iowa has three of them.
- His career-long 64-yard kick against the Irish was just the 20th ball of 64 or more yards by Purdue punter since 1996.
- He tallied a 46.7-yard average against Indiana State on three boots.
- The Aussie was the No. 3-ranked punter by ProKick Australia.
- He played cricket and high level Australian Rules Football.
- Crimmins is the second straight Purdue punter from Australia, joining Jack Ansell (2021-23), who also wore No. 30.

TACKLES BY TONE

- After battling injuries to start his career, Antonio Stevens has cemented his spot in the starting lineup on defense, following time on special teams during his first three seasons.
- After ranking sixth in the Big Ten in tackles through two games, Stevens was 18th in the league with 6.0 per game before missing the game against Nebraska due to injury.
- In his three games, Stevens has 18 tackles. He had 25 in his first four years at Purdue.
- The Nashville native recorded a career-high eight tackles against Notre Dame, after a team-high seven stops against Indiana State in the season opener.

THE GREEKS

- Yanni Karlaftis is in his first full season as a starter after playing his way into the lineup in the middle of the 2023 campaign.
- This season, Karlaftis is one of the top tacklers with 18 stops.
- He set career highs last year with 55 total tackles and 28 solos, including 47 stops in the final eight games of the year.
- Karlaftis grew up in Greece with his family and won a world judo championship at age 11.
- Yanni's older brother is Purdue All-American and two-time Super Bowl champion George Karlaftis of the Kansas City Chiefs.

BEST GROUND GAME IN THE BIG TEN

- Last season, Purdue's ground game was the best in the Big Ten in league games with 184.6 rushing yards per game.
- The Boilermakers tallied 300 yards on the ground in back-to-back weeks (353 vs. Minnesota, 303 at Northwestern), a first for Purdue since 1968.
- It marked just the fifth and sixth times Purdue recorded over 300 yards rushing in a Big Ten game since 1996. Both were the lone 300-yard games in the Big Ten last season.
- Purdue was the only school in the 14-team league to have two running backs rush for more than 500 yards in Big Ten games (Devin Mockobee - 625 yards, Tyrone Tracy Jr. - 624 yards).
- Purdue's 2,029 yards on the ground were the most in a season since 2012.

EXPERIENCE IN THE TRENCHES

- Purdue's offensive line is one of its most experienced groups in 2024 with a combined 156 starts.
- The line is anchored by four-time All-Big Ten honoree center Gus Hartwig. In his final season in West Lafayette, Hartwig has the most starts of any active player at Purdue with 36. He was named to the Rimington Trophy Watch List for the third straight campaign, as well as his first nod on the Senior Bowl Watch List.
- Marcus Mbow, Mahamane Moussa and Jalen Grant return after making starts for Purdue last season. Mbow garnered a preseason spot on the Senior Bowl Watch List.
- 2024 is the third straight year Hartwig, Mbow and Moussa have started on the line together.

LAST TIME OUT

NEBRASKA 28, PURDUE 10

Sept. 28, 2024 | West Lafayette, Ind.

Nebraska	0	0	7	21	28
Purdue	0	0	3	7	10

PURDUE LEADERS

RUSHING: Devin Mockobee - 13 rush, 41 yds
PASSING: Hudson Card - 18-25, 174 yds, 1 TD, 1 int
RECEIVING: Jaron Tibbs - 5 catches, 46 yds
TACKLES: Dillon Thieneman - 9 total, 6 solo
TACKLES-FOR-LOSS: Winston Berglund/Cole Brevard - 1.0 TFL
SACKS: Winston Berglund - 1.0 sack
INTERCEPTIONS: None

Purdue fell in a 28-10 defeat to Nebraska in Saturday's homecoming game at Ross-Ade Stadium. After a penalty-plagued first half by both teams, the score remained tied at zero at the break. It was the first 0-0 halftime score in a Purdue game since Sept. 25, 1993, against Notre Dame.

- Nebraska outscored Purdue 28-7 over the final 21:42 of the game.

FBS TOP-50 / BIG TEN TOP-10
INDIVIDUAL RANKINGS

Player	Category	FBS	BIG	Stat
H. Card	Completion Percentage	39	10	.659
	Passing Touchdowns	48	10	7
K. Crimmins	Punting	21	4	45.4
E. Jackson	Kickoff Returns	44	5	19.8
K. Jenkins	Sacks	16	2	.88
	Tackles-for-Loss	29	4	1.4
	Total Tackles	52	6	8.0
D. Mockobee	Rush Yards Per Carry	24	7	6.47
	Rush Yards Per Game	48	9	79.3
D. Thieneman	Solo Tackles	17	3	5.3
	Total Tackles	37	3	8.5

TRANSFER PRODUCTION

Stat	Total	By Transfers	Pct.
Rushing Yards	599	203	.338
Rushing Touchdowns	5	2	.400
Passing Yards	689	627	.910
Passing Touchdowns	7	7	1.000
Receiving Yards	689	289	.419
Receiving Touchdowns	7	4	.571
Scoring	87	36	.414
Field Goals	-	-	-
Punts	23	23	1.000
Punt Returns	5	-	-
Kick Returns	5	-	-
Tackles	272	69	.254
Tackles-for-Loss	23.0	9.0	.391
Sacks	9.0	2	.222
Interceptions	-	-	-
Forced Fumbles	-	-	-
Fumble Recoveries	-	-	-





HUDSON CARD

QUARTERBACK

SR • 6-3 • 210

AUSTIN, TEXAS • LAKE TRAVIS • TEXAS

COMPLETIONS	ATTEMPTS	YARDS	TOUCHDOWNS	INTERCEPTIONS
60	91	627	7	4

SEASON / CAREER HIGHS

COMPLETIONS

2024 24 - vs. Indiana State - 8/31/24

Career 32 - vs. Syracuse - 9/16/23

ATTEMPTS

2024 25 - vs. Indiana State - 8/31/24

Career 46 - vs. Syracuse - 9/16/23

PASSING YARDS

2024 273 - vs. Indiana State - 8/31/24

Career 323 - vs. Syracuse - 9/16/23

PASSING TOUCHDOWNS

2024 4 - vs. Indiana State - 8/31/24

Career 4 - vs. Indiana State - 8/31/24

LONG PASS

2024 52 - vs. Notre Dame - 9/14/24

Career 84 - vs. Fresno State - 9/2/23

RUSHING YARDS

2024 16 - vs. Indiana State - 8/31/24

Career 54 - vs. Wisconsin - 9/22/23

LONG RUSH

2024 12 - vs. Indiana State - 8/31/24

Career 32 - vs. UTSA - 09/17/22*

CARD RANKINGS

CATEGORY	NCAA	BIG	STAT
Completion Percentage	39	10	.659
Completions Per Game	91	13	15.0
Passing Efficiency	59	11	140.4
Passing Touchdowns	48	10	7
Passing Yards	108	14	627
Passing Yards Per Game	103	14	156.8
Points Responsible For Per Game	81	11	10.5
Total Offense	119	15	153.0
Yards Per Pass Attempt	85	14	6.86

CARD IN 2024

- Connected on 24-of-25 passes (96%) against Indiana State to match the single-game FBS record (min. 20 completions) and set the Purdue record for completion percentage, named to Earl Campbell Tyler Rose Award Player of the Week honorable mention
- Tabbed to the Manning Award, Johnny Unitas Golden Award, Earl Campbell Tyler Rose Award and Senior Bowl Watch List

CARD'S CAREER

- Earned All-Big Ten Honorable Mention by the media during his first season at Purdue in 2023
- Was one of two Big Ten quarterbacks with 15 passing and five rushing touchdowns last season (Taulia Tagovailoa, Maryland) last season
- Joined Drew Brees, Mike Phipps, Curtis Painter and Billy Dicken as the only Purdue quarterbacks since 1956 with 15 passing and five rushing scores in a season in 2023
- Garnered Manning Award Star of the Week (Nov. 27) Earned two Earl Campbell Tyler Rose Honor Roll Awards on (Nov. 14) and (Nov. 28)
- Led Purdue to a win over Indiana in the Old Oaken Bucket Game in 2023 with 360 yards of offense (275 passing, 85 rushing) and four touchdowns to become the first quarterback since Drew Brees (2000) to pass for at least 275 yards and rush for at least 85 yards in the same game
- Joined the list of Boilermaker signal callers from the Austin, Texas area, alongside legend Drew Brees on the list of Purdue QBs to hail from the state capital. The pair sat on either side of the Battle of the Lakes rivalry between Lake Travis (Card) and Westlake (Brees) and are amongst a large list of top talent to have come from the two programs, including Nick Foles, Garrett Gilbert, Baker Mayfield and Justin Tucker
- Spent his first three seasons at Texas, appearing in 22 games with four starts
- Named All-America, two-time all-state honoree, 2020 Under Armour All-America Game participant
- Tabbed No. 67 nationally, No. 3 at dual threat quarterback, and No. 11 overall in Texas according to 247Sports, and No. 4 at dual threat quarterback and No. 9 overall in Texas by ESPN

PERSONAL

Major: Selling and Sales Management
Birthdate: July 29, 2001

Parents: Doug and Cindy
Siblings: Ashley and Weston

CARD CAREER LINE

Year	GP	GS	Passing					Rushing				
			C-A-I	Yds.	TDs	Long	Pct.	Att.	Yds.	TDs	Long	
2020	2	0	1-3-0	5	0	5	33.3	4	11	0	7	
2021	8	2	51-83-1	590	5	52	61.4	26	17	1	13	
2022	12	3	75-108-1	928	6	45	69.4	17	46	0	32	
2023	11	11	215-365-8	2387	15	84	58.9	93	203	5	25	
2024	4	4	60-91-4	627	7	52	65.9	19	-15	0	23	
Purdue	15	15	275-456-12	3014	22	84	60.3	10,112	188	5	25	
Total	37	20	402-650-14	4537	33	84	61.8	15,159	262	6	32	

2024 AS A SENIOR AT PURDUE

Date	Opponent	CMP	ATT	INT	%	YDS	TD	Long	ATT	YDS	TD	Long
8/31	Indiana State	24	25	0	96.0	273	4	43	3	16	0	12
9/14	Notre Dame	11	24	2	45.8	124	1	52	6	-42	0	1
9/21	at Oregon State	7	17	1	41.2	56	1	32	3	33	0	23
9/28	Nebraska	18	25	1	72.0	174	1	19	7	-22	0	10
10/5	at Wisconsin											
10/12	at Illinois											
10/18	Oregon											
11/2	Northwestern											
11/9	at Ohio State											
11/16	Penn State											
11/22	at Michigan State											
11/30	at Indiana											

2023 AS A JUNIOR AT PURDUE

Date	Opponent	CMP	ATT	INT	%	YDS	TD	Long	ATT	YDS	TD	Long
09/02	Fresno St.	17	30	0	56.7%	254	2	84	6	29	0	13
09/09	at Virginia Tech	23	34	0	67.6%	248	0	36	12	16	1	12
09/16	Syracuse	32	46	1	69.6%	323	1	25	8	-4	1	9
09/22	Wisconsin	21	38	2	55.3%	202	0	18	13	54	1	14
09/30	Illinois	18	26	0	69.2%	217	2	44	6	-20	0	3
10/07	at Iowa	25	40	2	62.5%	247	1	43	8	-40	0	6
10/14	Ohio St.	13	32	0	40.6%	126	1	35	4	-9	0	13
10/28	at Nebraska	16	32	2	50.0%	100	1	29	11	22	0	7
11/04	at Michigan	12	28	1	42.9%	144	1	43	5	26	0	21
11/11	Minnesota	17	25	0	68.0%	251	3	52	8	44	1	12
11/25	Indiana	21	34	0	61.8%	275	3	44	12	85	1	25

2022 AS A SOPHOMORE AT TEXAS

Date	Opponent	CMP	ATT	INT	%	YDS	TD	Long	ATT	YDS	TD	Long
09/03	ULM	4	5	0	80.0%	24	0	9	2	-11	0	0
09/10	Alabama	14	22	0	63.6%	158	0	42	6	8	0	20
09/17	UTSA	15	23	0	65.2%	161	1	26	2	35	0	32
09/24	at Texas Tech	20	30	1	66.7%	277	2	39	3	24	0	22
10/01	West Virginia	21	27	0	77.8%	303	3	45	4	-10	0	17
10/08	vs Oklahoma	0	0	0	0	0	0	0	0	0	0	0
10/15	Iowa St.	0	0	0	0	0	0	0	0	0	0	0
10/22	at Oklahoma St.	0	0	0	0	0	0	0	0	0	0	0
11/05	at Kansas State	0	0	0	0	0	0	0	0	0	0	0
11/12	TCU	0	0	0	0	0	0	0	0	0	0	0
11/19	at Kansas	1	1	0	100.0%	5	0	5	0	0	0	0
11/25	Baylor	0	0	0	0	0	0	0	0	0	0	0

2021 AS A FRESHMAN AT TEXAS

Date	Opponent	CMP	ATT	INT	%	YDS	TD	Long	ATT	YDS	TD	Long
09/04	Louisiana	14	21	0	66.7%	224	2	41	6	-1	1	6
09/11	at Arkansas	8	15	0	53.3%	61	0	25	8	14	0	8
09/18	Rice	2	3	0	66.7%	29	0	22	1	2	0	2
09/25	Texas Tech	0	0	0	0	0	0	0	1	13	0	13
10/16	Oklahoma St.	0	0	0	0	0	0	0	0	0	0	0
11/06	at Iowa State	14	23	0	60.9%	101	1	24	7	-25	0	3
11/13	Kansas	3	5	1	60.0%	52	1	33	1	-4	0	0
11/20	at West Virginia	10	16	0	62.5%	123	1	52	2	18	0	13


2020 AS A REDSHIRT AT TEXAS

Date	Opponent	CMP	ATT	INT	%	YDS	TD	Long	ATT	YDS	TD	Long
9/12	UTEP	0	1	0	0.0%	0	0	0	2	8	0	7
12/29	vs Colorado	1	2	0	50.0%	5	0	5	2	3	0	2





THE OFFENSE

**45 • DEVIN MOCKOBBEE** (MOCK-ah-bee)

Jr. • RB • 6-0 • 207 • Boonville, Ind. • Boonville

GP/GS	ATT.	YDS	TD	LG	YPC	YPG
4/4	49	317	1	63	6.5	79.3

LAST GAME - 13 Att, 41 yds, 1 rec, 14 yds

- 11th in Purdue history in career rushing yards (2,096) and 12th in touchdowns (16)
- 6.5 yards per carry ranks seventh in the Big Ten
- Honorable Mention All-Big Ten (Coaches, Media) in 2023, Fourth Team All-Big Ten (Phil Steele)
- Set the Purdue freshman record for rushing yards, 100-yard games and attempts in 2022 as a walk-on

**23 • REGGIE LOVE III**

Sr. • RB • 5-11 • 215 • St. Louis, Mo. • Trinity Catholic • Illinois

GP/GS	ATT.	YDS	TD	LG	YPR	YPG
4/0	37	198	2	22	5.4	49.5

LAST GAME - 10 Att, 33 Yds, 1 Rec, 5 Yds

- Leads the team in rushing touchdowns with carries against Indiana State and Oregon State
- Led Illinois in carries (116), rushing yards (567), yards per game (70.9), and touchdowns (4) in 2023
- Played for Purdue associate head coach Cory Patterson for two seasons in high school


**9 • CJ SMITH**

So. • WR • 6-3 • 195 • Apopka, Fla. • Mount Dora • Georgia

GP/GS	REC	YDS	TD	LG	YPC	YPG
-	-	-	-	-	-	-

LAST GAME - Did not play due to injury

- Joined Purdue in the spring of 2024
- Appeared in 11 games at Georgia in two seasons, winning 2022 National Championship
- Four-star prospect according to Rivals and ESPN
- Ranked as the No. 16 wide receiver recruit in the class of 2022 by ESPN

**13 • JARON TIBBS** (juh-RON)

So. • WR • 6-3 • 214 • Indianapolis, Ind. • Cathedral

GP/GS	REC	YDS	TD	LG	YPC	YPG
4/3	10	79	1	19	7.9	19.8

LAST GAME - 5 Rec, 46 Yds

- Caught first career touchdown against Indiana State
- Appeared in eight games with 42 yards receiving as a true freshman in 2023
- Three-star recruit tabbed as the No. 16 prospect from Indiana by 247Sports
- Named to the 2022 Indiana Football Coaches Association All-State Top-50 team

**7 • JAHMAL EDRINE** (ja-MAL ED-ren)

Jr. • WR • 6-3 • 215 • Ft. Lauderdale, Fla. • Fort Lauderdale • FAU

GP/GS	REC	YDS	TD	LG	YPC	YPG
2/2	5	77	0	20	15.4	38.5

LAST GAME - Did not play due to injury

- Made Purdue debut against Indiana State
- Tabbed to the Comeback Player of the Year Award Watch List
- Missed last year after suffering an injury in preseason camp
- Tallied 570 yards on 39 receptions with six touchdowns in 2022 at FAU


**16 • SHAMAR RIGBY**

Fr. • WR • 6-3 • 187 • St. Petersburg, Fla. • Clearwater Central Catholic

GP/GS	REC	YDS	TD	LG	YPC	YPG
4/4	4	23	0	8	5.8	5.8

LAST GAME - 1 Rec, 7 Yds

- First true freshman on offense to start season opener at Purdue this century
- Consensus three-star recruit, No. 73 in Florida per On3
- Named all-state twice and led Clearwater Central Catholic to two state titles in 2022 and 2023


**8 • DE'NYLON MORRISSETTE**

So. • WR • 6-1 • 200 • Stone Mountain, Ga. • North Cobb • Georgia

GP/GS	REC	YDS	TD	LG	YPC	YPG
4/2	6	54	2	19	9.0	13.5

LAST GAME - 1 Rec, 14 Yds

- Ranks 12th in the Big Ten in touchdown receptions
- Scored first career touchdown in Purdue debut against Indiana State
- Appeared in 16 games for Georgia in two seasons, winning the 2022 National Championship

**86 • MAX KLARE**

So. • TE • 6-4 • 240 • Guilford, Ind. • St. Xavier

GP/GS	REC	YDS	TD	LG	YPC	YPG
4/4	13	193	2	43	14.8	48.3

LAST GAME - 3 Rec, 40 Yds, 12 YAC

- Caught touchdown passes against Indiana State and Oregon State
- Named to the Comeback Player of the Year Award Watch List
- Top five in tight ends and freshmen receivers in receptions through four games last year

**82 • DREW BIBER** (BIB-er)

Jr. • TE • 6-5 • 245 • Cedarburg, Wis. • Cedarburg

GP/GS	REC	YDS	TD	LG	YPC	YPG
4/1	6	45	0	13	7.5	11.3

LAST GAME - 3 Rec, 24 Yds

- Set career highs in receptions and receiving yards against Nebraska
- Recorded first career touchdown in the Old Oaken Bucket Game against Indiana last year
- Three-star and No. 10-ranked recruit overall in Wisconsin by 247Sports.com

**53 • GUS HARTWIG**

Sr. • OL • 6-5 • 305 • Zionsville, Ind. • Zionsville

- Started at center in all four games
- Tabbed to Rimington Award Watch List for the third year, Campbell Award semifinalist
- Added to the Jason Witten Collegiate Man of the Year Watch List
- 36 starts at Purdue are the most by any offensive Boilermaker on the team

**71 • COREY STEWART**

Sr. • OL • 6-6 • 318 • Nashville, Tenn. • East Nashville • Ball State

- Started at left tackle the last three games, after missing season opener due to injury
- Joined Purdue after a First Team All-MAC campaign at Ball State in 2023
- Enters the season with 28 consecutive starts over final three seasons at Ball State

**77 • MAHAMANE MOUSSA** (ma-HA-men MOO-sa)

Jr. • OL • 6-4 • 300 • Indianapolis, Ind. • Pike

- Started at left guard in all four games
- Missed final two games of the year in 2023 due to injury, after starting 18 games in two years
- Three-star and No. 17-ranked recruit in Indiana by Rivals in the class of 2022

**55 • DJ WINGFIELD**

Jr. • 6-5 • 280 • Los Angeles, Calif. • Redondo Union • El Camino • New Mexico

- Started at right guard in all four games
- Joined Purdue in 2024 after playing nine games at New Mexico in 2023
- Started 22 games in two years at El Camino Junior College to earn SCFA All-Second Team

**63 • MARCUS MBOW** (like bow and arrow)

Jr. • 6-5 • 300 • Milwaukee, Wis. • Wauwatosa East

- Started at right tackle in all four games
- Started six games in 2023 before injury shortened his season
- Tabbed College Football News' Freshman All-America Second Team in 2022

**39 • BEN FREEHILL**

Sr. • K • 6-1 • 195 • Gibson City, Ill. • Melvin-Sibley • Oklahoma State

FGM-A	FG%	PAT	LONG	-29	30-39	40-49	50+
-	-	-	-	-	-	-	-

LAST GAME - 2 KO, 65.0 Avg

- Started season as the kickoff specialist
- Hit a career-long 44-yard kick against Indiana last season
- Served as field goal kicker last season

**35 • SPENCER PORATH** (poor-RATH)

Fr. • K • 5-11 • 201 • Brownsburg, Ind. • Brownsburg

FGM-A	FG%	PAT	LONG	-29	30-39	40-49	50+
1-2	.500	12-12	45	-	0-1	1-1	-

LAST GAME - 1-1 PAT, 1-1 FG, 45 Yds

- Started season as the field goal kicker, made his first field goal against Nebraska
- Three-star recruit, No. 1 kicker in the class according to On3 Indiana Mr. Football Kicker in 2023
- 2023 U.S. Army Bowl All-American, IFCA Top 50 All-State team



DILLON THIENEMAN

DEFENSIVE BACK

SO. • 6-0 • 207

WESTFIELD, IND. • WESTFIELD

TACKLES
25**SOLOS**
15**TFLS**
1.0**PBU**
0**INTERCEPTIONS**
0

SEASON / CAREER HIGHS

TACKLES

2024 14 - at Oregon State - 9/21/24
Career 14 - 2x last at Oregon State - 9/21/24

SOLO TACKLES

2024 7 - at Oregon State - 9/21/24
Career 10 - 2x vs. Syracuse - 9/16/23

TACKLES-FOR-LOSS

2024 1 - vs. Notre Dame - 9/14/24
Career 1 - 2x last vs. Notre Dame - 9/14/24

FORCED FUMBLES

2024 None
Career 2 - at Nebraska - 10/28/23

INTERCEPTIONS

2024 None
Career 2 - vs. Indiana - 11/25/23

THIENEMAN'S RANKINGS

CATEGORY	NCAA	BIG	STAT
Total Tackles	37	3	8.5
Solo Tackles	17	3	5.3
Combined Kick Returns	195	27	49

THIENEMAN IN 2024

- Is in his second season as one of the top defensive backs in all of college football
- Opened the year with a pair of solo tackles and three punt returns for 29 yards vs. Indiana State
- Posted a team-high nine tackles vs. Notre Dame, for his ninth time leading the team in stops
- Matched career high with 14 tackles on the road at Oregon State
- Leads the team in tackles and solo tackles, ranking third in the Big Ten in both categories

AN ALL-AMERICAN START

- Purdue's seventh player named Big Ten Freshman of the Year, and fifth defensive back in league history (Stuart Schweigert, Charles Woodson, Jabrill Peppers and Brandon Joseph)
- The 50th All-American in program history, Purdue's first All-America defensive back since Steve Jackson in 1990 (Gannett News Service) as well as the first AP All-America Boilermaker since College Football Hall of Famer Rod Woodson (1986).
- Ended the campaign ranked third nationally in interceptions (6) and solo tackles (74), leading all freshmen and setting new Purdue freshman records.
- His six interceptions were double the nearest freshmen, while his 74 solo tackles ranked first amongst all Big Ten defenders
- Passed Stuart Schweigert's freshman record of five interceptions in a season with six
- Was the eighth Boilermaker with six picks in a season, the first since Ricardo Allen in 2013
- Broke Rod Woodson's Purdue freshman record of solo tackles in a single season, who ended his 1983 freshman campaign with 67 solo tackles
- Thieneman was one of two freshmen since 2005 to record 100 tackles and five interceptions.
- Targeted just 11 times last year as the primary defender in coverage, the lowest of any defensive back with at least 300 snaps. Of the 11 targets, six resulted in interceptions and two were broken up

THIENEMAN QUOTABLES

"Dillon Thieneman might be the most feared defensive back in the country."

- David Hale (ESPN)

"He's got range that I don't think 80% of NFL safeties have right now."

- Dalton Wasserman (PFF College)

"This is a guy that is going to play a decade in the NFL, and I can't wait to watch his career."

- Jake Butt (BTN Analyst)

"He is as much of a freak athlete we have at any position in college football right now."

- Dalton Wasserman (PFF College)

"He is the best single-high safety in college football." - Max Chadwick (PFF College)

"It's like he was created in a lab somewhere...Have I coached anybody like him before? No I haven't. Not as talented as he is." - Ryan Walters

THIENEMAN CAREER LINE

Year	Games	Starts	Solo	Ast	Total	TFL	PBU	FF	FR	BLK	Sacks	INT
2023	12	12	74	32	106	2.0	2	2	0	0	0	6
2024	4	4	21	13	34	1-2	1	0	0	0	1	0
Total	16	16	95	45	140	3-8	3	2	0	0	1	6

2024 AS A SOPHOMORE AT PURDUE

Date	Opponent	Solo	AST	TOT	TFL-YDS	TOT-YDS	FF-FR-YDS	INT-YDS	QBH	BRK
8/31	Indiana State	2	0	2	0-0	0-0	0-0-0	0-0	0	0
9/14	Notre Dame	6	3	9	1.0-2	1.0-0	0-0-0	0-0	0	0
9/21	at Oregon State	7	7	14	0-0	0-0	0-0-0	0-0	0	0
9/28	Nebraska	6	3	9	0-0	0-0	0-0-0	0-0	0	0
10/5	at Wisconsin									
10/12	at Illinois									
10/18	Oregon									
11/2	Northwestern									
11/9	at Ohio State									
11/16	Penn State									
11/22	at Michigan State									
11/30	at Indiana									

2023 AS A FRESHMAN AT PURDUE

Date	Opponent	Solo	AST	TOT	TFL-YDS	SACK-YDS	FF-FR-YDS	INT-YDS	QBH	BRK
9/02	Fresno St.	10	0	10	0-0	0-0	0-0-0	1-0	0	0
9/09	at Virginia Tech	6	1	7	0-0	0-0	0-0-0	1-0	0	0
9/16	Syracuse	10	4	14	0-0	0-0	0-0-0	0	0	0
9/22	Wisconsin	3	4	7	0-0	0-0	0-0-0	0	1	0
9/30	Illinois	5	2	7	0-0	0-0	0-0-0	0	0	1
10/07	at Iowa	7	1	8	0-0	0-0	0-0-0	1-26	0	0
10/14	Ohio St.	4	5	9	0-0	0-0	0-0-0	0-0	0	0
10/28	at Nebraska	7	5	12	1.0-4	0-0	2-0-0	0-0	0	0
11/04	at Michigan	3	2	5	0-0	0-0	0-0-0	0-0	0	1
11/11	Minnesota	5	4	9	0-0	0-0	0-0-0	0-0	0	0
11/18	at Northwestern	6	4	10	0-0	0-0	0-0-0	1-0	0	0
11/25	Indiana	8	0	8	1.0-	0-0	0-0-0	2-32	0	0

THIENEMAN RANKINGS IN 2023

CATEGORY	NCAA	BIG	STAT
Interceptions Per Game	3	2	6
Interceptions Per Game by a Freshman	1	1	6
Solo Tackles Per Game	3	2	6.2
Solo Tackles Per Game by a Freshman	1	1	6.2
Total Tackles Per Game	31	5	8.8
Total Tackles Per Game by a Freshman	1	1	8.8

THIENEMAN'S TROPHY CABINET

2024

- Second Team AP Preseason All-America, Walter Camp, Sporting News, Phil Steele, Athlon)
- First Team Preseason All-Big Ten (Phil Steele, Athlon Sports)
- Chuck Bednarik Award, Bronko Nagurski Trophy, Jim Thorpe Award, Lott IMPACT Trophy Watch Lists

2023

- FWAA Defensive Freshman of the Year
- Thompson-Randle El Big Ten Freshman of the Year
- 247Sports True Freshman of the Year
- Shaun Alexander Freshman of the Year Finalist
- Third Team All-America (AP), Fourth Team All-America (Phil Steele)
- First Team Freshman All-America (The Athletic, 247Sports)
- Second Team All-Big Ten (Coaches, AP, Phil Steele), Third Team All-Big Ten (Media)
- USA TODAY Big Ten Newcomer of the Year
- PFF All-Big Ten Team
- Big Ten Freshman of the Week - Sept. 5, Oct. 9, Oct. 30, Nov. 13, Nov. 27
- 247Sports, FWAA, The Athletic, On3 Midseason True Freshman All-American

A FAMILIAR NAME

- A familiar last name is back on a Purdue jersey with Thieneman.
- Dillon Thieneman joined the Boilermaker bloodline shared by his older brothers, Jacob (2016-18) and Brennan (2017-20), who both were safeties at Purdue.
- Jacob recorded 154 tackles over his final two seasons in the Purdue secondary, while Brennan played in every game over his last three seasons as a Boilermaker.
- Enrolling early in January 2023, Dillon impressed the coaching staff, earning a starting spot during camp heading into his freshman season.

PERSONAL


Major: Engineering
Birthdate: Aug. 8, 2004

Parents: Ken and Shannon
Siblings: Jake, Brennan and Kiera





THE DEFENSE


**O • JEFFREY M'BA** (MMM-BA)

Sr. • DL • 6-6 • 302 • Libreville, Gabon • Independence CC • Auburn

GP/GS	TOT	TFL	SACK	INT	QBH	FF-FR
4/4	12	0.0	0.0	0	0	0-0

LAST GAME - 1 Solo

- Recorded second career sack and first as a Boilermaker against Ohio State last year
- No. 1-ranked junior college player in the nation - 50 tackles, 15 for loss at Independence in 2021-22
- Started playing football four years ago in France for the Pionniers de Touraine

**91 • COLE BREVARD**

Sr. • DL • 6-3 • 333 • Carmel, Ind. • Carmel • Penn State

GP/GS	TOT	TFL	SACK	INT	QBH	FF-FR
4/4	5	2.0	0.0	0	0	0-0

LAST GAME - 1 Solo, 1 TFL

- Fifth on the team in tackles-for-loss this season
- Matched school record with two fumble recoveries at Nebraska
- Devoted Star Wars fan, biggest one on the team


**95 • JOE ANDERSON**

Sr. • DL • 6-4 • 290 • Murfreesboro, Tenn. • Oakland • South Carolina

GP/GS	TOT	TFL	SACK	INT	QBH	FF-FR
3/3	3	0.0	0.0	0	0	0-0

LAST GAME - 1 Total, 1 FG blk

- Blocked a field goal against Nebraska
- Tallied a career-high 16 tackles with nine solos and two for loss last season
- Guided Oakland to the 2018 Tennessee Class 6A State Championship


**15 • WILL HELDT**

So. • RUSH • 6-6 • 265 • Carmel, Ind. • Carmel

GP/GS	TOT	TFL	SACK	INT	QBH	FF-FR
4/4	19	4.0	2.5	0	4	0-0

LAST GAME - 3 Total, 1 Solo, 1 QBH

- Already set career highs this season in tackles, tackles-for-loss and sacks
- Career day against Indiana State with seven stops, three tackles-for-loss and two sacks
- Tallied 12 stops between defense and special teams as a true freshman last year

**4 • KYDRAN JENKINS** (KAY-dran)

Sr. • LB • 6-1 • 253 • Louisville, Ga. • Jefferson County

GP/GS	TOT	TFL	SACK	INT	QBH	FF-FR
4/4	32	5.5	3.5	0	2	0-0

LAST GAME - 5 Total, 3 Solo

- Sits second in the Big Ten in sacks per game, good for 16th nationally
- Eighth in Purdue history with 20.0 sacks and 13th with 37.0 TFLs
- Two-time All-Big Ten honorable mention


**11 • ANTONIO STEVENS**

Sr. • DB • 6-2 • 217 • Nashville, Tenn. • Battle Ground

GP/GS	TOT	TFL	SACK	INT	QBH	FF-FR
3/3	15	0.5	0.0	0	0	0-0

LAST GAME - Missed the game due to injury

- Ranks 17th in the Big Ten in total tackles per game
- Appeared in 32 games over four seasons at Purdue
- No. 27-rated safety in the 2020 class by ESPN


**17 • SHITTA SILLAH** (SHEET-uh sill-AH)

Sr. • RUSH • 6-4 • 251 • Somerset, N.J. • Mater Dei Prep • Boston College

GP/GS	TOT	TFL	SACK	INT	PBU	FF-FR
4/4	11	2.5	1.0	0	0	0-0

LAST GAME - Started on defense

- Joined Purdue in the spring of 2024, after five years at Boston College, appearing in 39 games
- Tallied 80 tackles, 50 solos, 12 tackles-for-loss and 6.5 sacks with the Eagles
- Named No. 1 OLB prospect in New Jersey and New Jersey's ninth-best prospect per 247Sports

**14 • YANNI KARLAFTIS** (YAH-nee)

Jr. • LB • 6-3 • 235 • West Lafayette, Ind. • West Lafayette

GP/GS	TOT	TFL	SACK	INT	PBU	FF-FR
4/1	18	0.0	0.0	0	1	0-0

LAST GAME - 8 Total, 5 Solo, 1 PBU, 1 QBH

- Posted a season-high eight stops against Nebraska
- Finished fourth on the team with 55 tackles, including 28 solos, in 2023
- Brother of All-American and two-time Super Bowl champion George Karlaftis


**8 • CJ MADDEN**

So. • RUSH • 6-4 • 263 • Ellenwood, Ga. • Cedar Grove • Georgia

GP/GS	TOT	TFL	SACK	INT	QBH	FF-FR
3/0	7	0.5	0.0	0	1	0-0

LAST GAME - Missed last game due to injury

- Joined Purdue after playing two seasons at Georgia
- Appeared in eight games with the Bulldogs, winning the 2022 National Championship
- Four-star recruit according to 247Sports, tabbed as the No. 153 prospect nationally


**1 • MARKEVIOUS BROWN** (mar-KEY-vee-us)

Sr. • DB • 5-11 • 176 • Pahokee, Fla. • IMG Academy • Ole Miss

GP/GS	TOT	TFL	SACK	INT	PBU	FF-FR
4/4	9	0.0	0.0	0	3	0-0

LAST GAME - 1 Solo, 1 PBU

- Tied for the team lead with a pair of forced fumbles last year
- First career sack was a forced fumble that led to a touchdown against Illinois
- Made Purdue debut with nine tackles and a pass breakup against Fresno State

**10 • KYNDRICH BREEDLOVE** (KEN-drick)

Jr. • DB • 5-11 • 185 • Nashville, Tenn. • Pearl-Cohn • Ole Miss • Colorado

GP/GS	TOT	TFL	SACK	INT	PBU	FF-FR
4/3	15	1.0	0.0	0	1	0-0

LAST GAME - 2 Total, 1 Solo, 1 QBH

- Joined Purdue in 2024 after spending time at Ole Miss and Colorado
- Tallied 12 tackles in nine games at Colorado in 2023
- Consensus four-star prospect, ranked as the No. 8 player from Tennessee by Rivals

**2 • NYLAND GREEN** (NVE-land)

Jr. • DB • 6-1 • 186 • Covington, Ga. • Newton • Georgia

GP/GS	TOT	TFL	SACK	INT	PBU	FF-FR
1/1	4	-	-	-	-	-

LAST GAME - 4 Total, 1 Solo

- Made Purdue debut against Nebraska after missing the first three games due to injury
- Appeared in 29 games, helping the Bulldogs win the 2022 National Championship
- Consensus four-star prospect, ranked as the No. 5 DB recruit in the country by 247Sports

**92 • MO OMONODE** (oh-MO-na-day)

Jr. • DL • 6-0 • 286 • West Lafayette, Ind. • West Lafayette

GP/GS	TOT	TFL	SACK	INT	QBH	FF-FR
4/0	7	1.0	0.0	0	0	0-0

LAST GAME - 2 Total

- Part of the rotation on the defensive line
- Appeared in 29 games during first two seasons at Purdue with 21 tackles and 3.0 for-loss
- Consensus 3-star defensive lineman and the No. 19 prospect in Indiana according to Rivals


**12 • TARRION GRANT** (tah-RON)

Fr. • DB • 6-2 • 197 • Sumter S.C. • Siegel

GP/GS	TOT	TFL	SACK	INT	QBH	FF-FR
4/3	6	0.0	0.0	0	0	0-0

LAST GAME - 1 Solo

- 5th true freshman to start a season opener on defense in the last 20 years
- Five-star recruit, reclassified into the 2024 class, 6-3A Athlete of the Year, All-State, All-District
- Posted a 10.71 100-meter dash and jumped 23.05 meters in the long jump in track

**32 • JOSEPH JEFFERSON II**

So. • DB • 6-0 • 190 • Indianapolis, Ind. • Pike

GP/GS	TOT	TFL	SACK	INT	PBU	FF-FR
4/1	20	1.0	0.0	0	0	0-0

LAST GAME - 9 Total, 7 Solo

- Made first career start against Nebraska
- One of the lead players on special teams, featuring on most kick and return units
- No. 16 player in the state of Indiana according to 247Sports and three-time all-state honoree

**30 • KEELAN CRIMMINGS**

Jr. • P • 6-3 • 223 • Spotswood, Australia • Mississippi State

NO.	YDS	AVG	LG	FC	I20	50+
23	1,044	45.4	64	9	5	3

LAST GAME - 6 Punts, 43.0 Avg, Lng 49

- Fourth in the Big Ten in punting average, ranking 21st nationally
- Ranked as the No. 7 punter in Australia and No. 3 punter in Prokick Australia
- Played Australian rules football for the Western Jets Under-18 squad, as well as cricket



RYAN WALTERS

HEAD COACH

OVERALL: 5-11 | BIG TEN: 3-7

THE WALTERS FILE

Birthdate: Jan. 21, 1986 (Age 38) in Los Angeles, Calif.
Wife: Tara
Children: Aaron & Cason
High School: Grandview High School (Aurora, Colo.)
College: Colorado (2008) - History & Ethnic Studies
Year Coaching: 16th

AS HEAD COACH AT PURDUE

YEAR:	2nd
OVERALL RECORD:	5-11
BIG TEN RECORD:	3-7
HOME:	4-6
ROAD / NEUTRAL:	1-5
VS. RANKED:	0-3
WHEN RANKED:	N/A
RANKED VS. RANKED:	N/A
VS. AP TOP 10:	0-2
BOWL GAMES:	N/A

FBS COACHES UNDER 40 YEARS OLD

Coach	School	Age*
Kenny Dillingham	Arizona State	34
Scotty Walden	UTEP	34
G.J. Kinne	Texas State	35
Ryan Walters	Purdue	38
Marcus Freeman	Notre Dame	38
Michael Desormeaux	Louisiana	38
Dan Lanning	Oregon	38
Sean Lewis	San Diego State	38
Sherrone Moore	Michigan	38
Eric Morris	North Texas	38
David Braun	Northwestern	39

*Age at start of the 2024 season

Considered one of the nation's fastest rising young coaches, Ryan Walters is in his second season as head coach of the Boilermakers. Walters was announced as the 37th head coach in Purdue Football history on Dec. 13, 2022.

During his first season at Purdue, Walters and the Boilermakers faced one of the toughest schedules in the country. As the Boilermakers prepared to play Northwestern in their 11th game of the season, all 11 teams on Purdue's schedule up to that point, including the Wildcats, did not have a losing record. Despite the gauntlet, Purdue tied for fourth in the Big Ten West and won both rivalry games to keep possession of the Cannon Trophy (Illinois) and the Old Oaken Bucket (Indiana) for the third straight season.

In Walters' debut season guiding the Old Gold and Black, Purdue found success in all three phases of the game. The offense led the Big Ten in rushing in conference contests, averaging 184.6 yards per game. That included the Boilermakers rushing for more than 300 yards in back-to-back games for the first time since 1968. The 2,029 rushing yards were the most since 2012, while Purdue became the only team in the Big Ten with two running backs eclipsing 500 yards in conference games (Devin Mockobee - 625, Tyrone Tracy Jr. - 624). Purdue joined national champion Michigan as the only two teams to score seven touchdowns in a Big Ten contest.

On the defensive side of the ball, the Boilermakers recorded 35 sacks, the most since 2004 and the third-most in program history. Individually, Dillon Thieneman became an All-American (Third Team - AP) and was named the Big Ten Freshman of the Year after setting school records for interceptions (6) and solo tackles (74) by a freshman; both marks ranked third nationally by any defender in college football throughout the 2023 campaign. In Walters' defense, the duo of Nic Scourton and Kydran Jenkins had more sacks and TFLs than any other teammates in the conference, as both Boilermakers cracked the Big Ten's Top 3 in both categories.

The 2023 special teams unit averaged 24.2 yards per kickoff return, Purdue's best since 2004 and the fourth-most all-time. Tracy returned a kick 98 yards for a touchdown in the season opener, the first by a Boilermaker since 2013, while ranking second in the Big Ten and 15th nationally in kick return average (25.5).

Walters brought energy and excitement to Purdue Football, as season tickets nearly reached 40,000 and broke the 30,000 mark for the first time since 2007. The Ross-Ade Brigade, Purdue's student section, sold out season tickets for the first time in five years. Ross-Ade Stadium averaged 58,249 fans at each home game, the highest average attendance since 2007.

Hired at age 36 after spending two seasons as Illinois' defensive coordinator and creating the nation's No. 1 scoring defense (12.3 ppg in 2022), Walters became the fourth-youngest coach in the Power 5 conferences behind Kenny Dillingham (32-Arizona State), Kane Wommack (35-South Alabama) and Dan Lanning (36-Oregon) and eighth youngest in the FBS.

Walters elevated Illinois' defensive unit from the back of the pack into one of the nation's elite in just two seasons. Following the 2020 season, in which the Fighting Illini ranked 97th nationally in scoring defense (34.9) and 114th in yards allowed per game (466.8), Walters' first year in Champaign saw his side of the ball rise to 29th (21.9) and 49th (367.0), respectively. In 2022, the results were shown nationwide as Illinois went into the bowl schedule No. 1 nationally in scoring defense (12.3) and No. 2 in yards allowed per game (263.8).

A former safety at Colorado (2004-08), Walters tutored two of the nation's top defensive backs during his two-year stint in Champaign. Among six Illini defenders to earn All-Big Ten recognition in 2021 was safety Kerby Joseph, who was Illinois' first All-Big Ten First Team defensive back since 1989. Two more Illinois defensive backs accomplished the feat in 2022, with Devon Witherspoon and Sydney Brown earning first team accolades from the conference. Witherspoon, notably, became Illinois' first Jim Thorpe Award (top defensive back in college football) finalist in school history this past season.

Walters spent six seasons at Missouri prior to his tenure with the Illini, including three as defensive coordinator. He oversaw an impressive transformation of the Tigers' defense into one of the Southeastern Conference's top units. His 2019 defense ranked in the nation's Top 20 in several categories, including total defense (14th NCAA; 3rd SEC - 312.0) and scoring defense (17th NCAA; 6th SEC - 19.4), while excelling as a Top 10 pass defense (8th in passing yards allowed NCAA; 2nd SEC - 179.3).

Walters previously served as co-defensive coordinator for the 2016 and 2017 seasons in Columbia before being promoted to defensive coordinator permanently ahead of the 2018 season, with Missouri's overall defensive improvement leading the way to an eight-win season and bid to the 2018 AutoZone Liberty Bowl. Previously during bowl preparation in December 2017, Walters ascended to the role of defensive coordinator before the squad's 2017 Texas Bowl appearance after assuming control of the entire secondary ahead of that season. He had focused on the safeties in his first two seasons with the program.

Prior to making the move to Missouri in 2015, Walters coached at Memphis where he spent the 2014 season as cornerbacks coach and oversaw a defense that was among the most improved in the nation when the Tigers went 10-3.

A native of Aurora, Colorado, Walters was a football student-athlete at Colorado, where he was a standout safety for the Buffaloes (2004-08). He started 33 times in 46 career appearances as a Buffalo and earned All-Big 12 Conference Honorable Mention his senior season. He began his coaching career as a student assistant at Colorado, working with the secondary in 2009, and then spent two years on staff at Arizona, where he was a graduate assistant in 2010 before being promoted to defensive backs coach for the 2011 season.

From Arizona, Walters moved to Oklahoma as a graduate assistant cornerbacks coach in 2012, as the Sooners went 10-3 and played in the 2013 Cotton Bowl. He moved to North Texas for the 2013 season, where he oversaw cornerbacks and helped lead UNT to a 9-4 record in its first year in Conference USA.

Prior to his arrival at Illinois, Walters was one of 12 coaching participants in the National Coalition of Minority Football Coaches' inaugural Coalition Academy in April 2020, a first-of-its-kind mentorship program pairing influential athletic directors with minority football coaches.

Walters earned his degree in history from the University of Colorado in December 2008 with dual majors in history and ethnic studies. Walters and his wife Tara have two sons, Aaron and Cason.

WALTERS BY THE NUMBERS

Year	School	Role	Record	Note
2009	Colorado	Student Assistant/Secondary	3-9	
2010	Arizona	Graduate Assistant	7-6	Alamo Bowl
2011	Arizona	Defensive Backs	4-8	
2012	Oklahoma	Graduate Assistant/Cornerbacks	8-1	Cotton Bowl, Big 12 co-Champion
2013	North Texas	Cornerbacks	9-4	Heart of Dallas Bowl Champion
2014	Memphis	Cornerbacks	10-3	Miami Beach Bowl Champion, American co-Champion
2015	Missouri	Safeties	5-7	
2016	Missouri	Co-Defensive Coordinator/Safeties	4-8	
2017	Missouri	Co-Defensive Coordinator	7-6	Texas Bowl
2018	Missouri	Defensive Coordinator/Secondary	8-5	Liberty Bowl
2019	Missouri	Defensive Coordinator/Safeties	6-6	
2020	Missouri	Defensive Coordinator/Safeties	5-5	Music City Bowl (canceled)
2021	Illinois	Defensive Coordinator	5-7	
2022	Illinois	Defensive Coordinator	8-5	ReliaQuest Bowl
2023	Purdue	Head Coach	4-8	First season as a head coach
2024	Purdue	Head Coach	1-3	
Total	Purdue	Head Coach	5-11	





SINGLE-GAME SUPERLATIVES UNDER WALTERS

MOST POINTS SCORED

1.	49	vs. Minnesota, 11/11/2023 (49-45)
	49	vs. Indiana State, 8/31/2024 (49-0)
3.	44	vs. Illinois, 9/30/2023 (44-19)
4.	35	vs. Indiana, 11/25/2023 (35-31)
	35	vs. Fresno State, 9/2/2023 (39-35)

FEWEST POINTS ALLOWED

1.	0	vs. Indiana State, 8/31/2024 (49-0)
2.	17	at Virginia Tech, 9/9/2023 (24-17)
3.	19	vs. Illinois, 9/30/2023 (44-19)
4.	20	at Iowa, 10/7/2023 (20-14)
5.	23	at Northwestern, 11/18/2023 (23-15)

MOST FIRST DOWNS

1.	29	vs. Syracuse, 9/16/2023
2.	26	vs. Illinois, 9/30/2023
	26	vs. Indiana State, 8/31/2024
4.	25	vs. Minnesota, 11/11/2023
	25	vs. Indiana, 11/30/2023

FEWEST FIRST DOWNS ALLOWED

1.	11	vs. Indiana State, 8/31/2024
2.	12	at Northwestern, 11/18/2023
3.	13	at Iowa, 10/7/2023
4.	14	at Nebraska, 10/28/2023
5.	17	vs. Illinois, 9/30/2023

MOST RUSHING ATTEMPTS

1.	54	at Northwestern, 11/18/2023
2.	47	vs. Indiana, 11/25/2023
3.	46	at Virginia Tech, 9/9/2023
4.	45	vs. Illinois, 9/30/2023
5.	44	vs. Minnesota, 11/11/2023

MOST RUSHING YARDS

1.	353	vs. Minnesota, 11/11/2023
2.	303	at Northwestern, 11/18/2023
3.	263	at Oregon State, 9/21/2024
4.	248	vs. Indiana State, 8/31/2024
5.	194	vs. Wisconsin, 9/22/2023

MOST RUSHING TOUCHDOWNS

1.	4	vs. Minnesota, 11/11/2023
2.	3	at Virginia Tech, 9/9/2023
	3	vs. Illinois, 9/30/2023
	3	vs. Indiana State, 8/31/2024
5.	2	vs. Fresno State, 9/2/2023
	2	vs. Syracuse, 9/16/2023
	2	at Northwestern, 11/18/2023
	2	at Oregon State, 9/21/2024

FEWEST RUSHING YARDS ALLOWED

1.	11	at Virginia Tech, 9/9/2023
2.	99	at Northwestern, 11/18/2023
3.	104	vs. Indiana State, 8/31/2024
4.	115	vs. Minnesota, 11/11/2023
5.	116	vs. Fresno State, 9/2/2023

MOST PASSES COMPLETED

1.	32	vs. Syracuse, 9/16/2023
2.	25	vs. Iowa, 10/7/2023
3.	24	vs. Indiana State, 8/31/2024
4.	23	at Virginia Tech, 9/9/2023
5.	21	vs. Wisconsin, 9/22/2023
	21	vs. Indiana, 11/25/2023

MOST PASSES ATTEMPTED

1.	46	vs. Syracuse, 9/16/2023
2.	40	vs. Iowa, 10/7/2023
3.	38	vs. Wisconsin, 9/22/2023
4.	35	vs. Ohio State, 10/14/2023
5.	34	vs. Indiana, 11/25/2023

MOST PASSING YARDS

1.	335	vs. Indiana State, 8/31/2024
2.	323	vs. Syracuse, 9/16/2023
3.	275	vs. Indiana, 11/25/2023
4.	254	vs. Fresno State, 9/2/2023
5.	251	vs. Minnesota, 11/11/2023

MOST PASSING TOUCHDOWNS

1.	4	vs. Indiana State, 8/31/2024
2.	3	vs. Minnesota, 11/11/2023
	3	vs. Indiana, 11/25/2023
4.	2	vs. Fresno State, 9/2/2023
	2	vs. Illinois, 9/30/2023

FEWEST COMPLETIONS ALLOWED

1.	5	vs. Indiana State, 8/31/2024
2.	6	at Iowa, 10/7/2023
	6	at Nebraska, 10/28/2023
4.	10	at Oregon State, 9/21/2024
5.	13	at Northwestern, 11/18/2023

FEWEST PASSING YARDS ALLOWED

1.	50	vs. Indiana State, 8/31/2024
2.	104	at Oregon State, 9/21/2024
3.	110	at Iowa, 10/7/2023
4.	122	at Nebraska, 10/28/2023
5.	184	vs. Syracuse, 9/16/2023

MOST YARDS OF TOTAL OFFENSE

1.	604	vs. Minnesota, 11/11/2023
2.	583	vs. Indiana State, 8/31/2024
3.	453	vs. Indiana, 11/25/2023

FEWEST YARDS OF TOTAL OFFENSE ALLOWED

1.	154	vs. Indiana State, 8/31/2024
2.	277	at Nebraska, 10/28/2023
3.	286	at Virginia Tech, 9/9/2023

MOST SACKS

1.	6	vs. Illinois, 9/30/2023
2.	5	vs. Syracuse, 9/16/2023
	5	vs. at Northwestern, 11/18/2023

MOST TACKLES-FOR-LOSS

1.	11	vs. Indiana State, 8/31/2024
2.	9	at Virginia Tech, 9/9/2023
	9	at Nebraska, 10/28/2023

MOST INTERCEPTIONS

1.	3	vs. Indiana, 11/25/2023
2.	2	at Virginia Tech, 9/9/2023
3.	1	5x last, at Northwestern, 11/18/2023

LONGEST SCORING DRIVES (PLAYS)

Plays	14	75-yard drive, TD, vs. Syracuse, 9/16/2023
Yards	95	9-play drive, TD, vs. Minnesota, 11/11/2023
Time	8:08	13-play, 55-yard, FG, vs. Nebraska, 9/28/24

LONGEST TOUCHDOWN (YARDS)

1.	98	Tyrone Tracy, kickoff return, vs. Fresno State, 9/2/2023
2.	84	Hudson Card pass to Deion Burks, vs. Fresno State, 9/2/2023
3.	69	Elijah Jackson rush, vs. Indiana State, 8/31/2024

MOST PASSING YARDS BY A PLAYER

1.	323	Hudson Card, vs. Syracuse, 9/16/2023
2.	275	Hudson Card, vs. Indiana, 11/25/2023
3.	273	Hudson Card, vs. Indiana State, 8/31/2024

MOST RUSHING YARDS BY A PLAYER

1.	168	Devin Mockabee, at Oregon State, 9/21/2024
2.	160	Tyrone Tracy Jr., at Northwestern, 11/18/2023
3.	153	Devin Mockabee, vs. Minnesota, 11/11/2023
4.	122	Tyrone Tracy Jr., vs. Minnesota, 11/11/2023

MOST RECEIVING YARDS BY A PLAYER

1.	152	Deion Burks, vs. Fresno State, 9/2/2023
2.	114	Abdur-Rahmaan Yaseen, vs. Syracuse, 9/16/2023
3.	93	TJ Sheffield, at Iowa, 10/7/2023

MOST TACKLES BY A PLAYER

1.	16	Kydran Jenkins, at Oregon State, 9/21/2024
2.	14	Dillon Thieneman, at Oregon State, 9/21/2024
	14	Dillon Thieneman, vs. Syracuse, 9/16/2023
3.	12	Dillon Thieneman, at Nebraska, 10/28/2023
4.	10	Dillon Thieneman, vs. Fresno State, 9/2/2023
	10	Dillon Thieneman, at Northwestern, 11/18/2023

MOST TACKLES-FOR-LOSS BY A PLAYER

1.	4.5	Kydran Jenkins, at Nebraska, 10/28/2023
2.	3.5	Nic Scourton, at Virginia Tech, 9/9/2023
3.	3.0	Nic Scourton, at Nebraska, 10/28/2023
	3.0	Will Heldt, vs. Indiana State, 8/31/2024
	3.0	Kydran Jenkins, at Oregon State, 9/21/2024

MOST SACKS BY A PLAYER

1.	2	Khordae Sydnor, at Northwestern, 11/18/2023
	2	Nic Scourton, at Michigan, 11/4/2023
	2	Kydran Jenkins, at Nebraska, 10/28/2023
	2	Nic Scourton, vs. Indiana, 11/25/2023
	2	Will Heldt, vs. Indiana State, 8/31/2024
	2	Kydran Jenkins, at Oregon State, 9/21/2024

MOST INTERCEPTIONS BY A PLAYER

1.	2	Dillon Thieneman, vs. Indiana, 11/25/2023
2.	1	Many

WALTERS BY THE NUMBERS

STAT	2023	2024	Total
Overall	4-8	1-3	5-11
Big Ten	3-6	0-1	3-7
Non-Conference	1-2	1-2	2-4
Bowl/Current Streak			
At Ross-Ade Stadium	3-4	1-2	4-6
True Road Games	1-4	0-1	1-5
Neutral Site			
Day game	4-5	1-2	5-7
Night game	0-3	0-1	0-4
NBC	1-2		1-2
Peacock	1-2	0-1	1-3
BTN	1-2	1-0	2-2
CBS		0-1	0-1
FOX			
FS1	0-2		0-2
ABC			
ESPN2	1-0		1-0
CW		0-1	0-1
August	-	1-0	1-0
September	2-3	0-3	2-6
October	0-3		0-3
November	2-2		2-2
December	-		
January	-		
vs. FBS Top-25 teams	0-2	0-1	0-3
vs. FBS non-ranked teams	4-6	0-2	4-8
vs. FCS teams	-	1-0	1-0
On artificial turf	0-3	0-1	0-4
On natural grass	4-5	1-2	5-7
Scoring first	1-1	1-1	2-2
Opponent scores first	3-7	0-2	3-9
Scoring on First Drive	2-1	1-0	3-1
Opp Scoring on First Drive	2-5	0-1	2-6
Leading after 1st quarter	2-0	1-0	3-0
Tied/Trailing after 1st quarter	2-8	0-3	2-11
Leading at halftime	2-1	1-0	3-1
Tied/Trailing at halftime	2-7	0-3	2-10
Leading after 3rd quarter	3-1	1-0	4-1
Tied/Trailing after 3rd quarter	1-7	0-3	1-10
Overtime	-		
Scoring 0-14 points	0-4	0-2	0-6
Scoring 15-28 points	1-2	0-1	1-3
Scoring 29-39 points	1-2		1-2
Scoring 40+ points	2-0	1-0	3-0
Allowing 0-14 points	-	1-0	1-0
Allowing 15-28 points	2-3		2-3
Allowing 29+ points	2-5	0-3	2-8
Rushing for 100 yds or more	4-6	1-1	5-7
Rushing for under 100 yds	0-2	0-2	0-4
Opp Rushes for 100 yds or more	3-7	1-3	4-10
Opp Rushes for under 100 yds	1-1		1-1
Passing for 300 yds or more	1-1	1-0	2-1
Passing for under 300 yds	3-7	0-3	3-10
Opp Passes for 300 yds or more	1-5	0-1	1-6
Opp Passes for under 300 yds	3-3	1-2	4-5
Outgains opponent	4-3	1-0	5-3
Outgained by opponent	0-5	0-3	0-8
Total offense 300+ yds	4-5	1-1	5-6
Allow 300+ yds total offense	3-6	0-3	3-9
Total offense 400+ yds	4-2	1-0	5-2
Allow 400+ yds total offense	1-4	0-3	1-7
Total offense 500+ yds	1-0	1-0	2-0
Allow 500+ yds total offense	-	0-1	0-1
No turnovers	3-2	0-1	3-3
Less than three turnovers	4-2	1-3	5-5
Three or more turnovers	0-4		0-4
No takeaways	1-0	1-3	2-3
Three or more takeaways	1-1		1-1
Wins the turnover battle	2-2		2-2
Wins time of possession	4-3		4-3
Games decided by 1-8 points	2-3		2-3
Games decided by 9-16 points	0-2	0-1	0-3
Games decided by 17-24 points	1-2	0-1	1-3
Games decided by 25+ points	1-1	1-1	2-2



GAME 5 NOTES • Purdue at Wisconsin



2024 ROSTER

No.	Name	Cl.	Pos.	Ht.	Wt.	Hometown (High School/Previous College)
0	Jayden Dixon-Veal	Sr.	WR	6-0	190	Rancho Cucamonga, Calif. (College of San Mateo)
0	Jeffrey M'Ba	Sr.	DL	6-6	302	Libreville, Gabon (Auburn)
1	Markevious Brown	Sr.	DB	5-11	176	Pahokee, Fla. (Ole Miss)
1	Hudson Card	Sr.	QB	6-3	210	Austin, Texas (Texas)
2	Nyland Green	Jr.	DB	6-1	186	Covington, Ga. (Georgia)
2	Luke Jones	R-Fr.	WR	6-0	168	Deerfield, Ill. (Deerfield)
3	Jaheim Merriweather	Fr.	RB	6-2	210	Jackson, Tenn. (Bearden)
3	Derrick Rogers Jr.	So.	DB	6-1	175	Orlando, Fla. (Jones)
4	Kam Brown	Sr.	WR	6-1	185	Colleyville, Texas (UCLA)
4	Kydran Jenkins	Sr.	LB	6-1	253	Louisville, Ga. (Jefferson County)
5	Marcos Davila	Fr.	QB	6-3	244	Midland, Texas (Midland Legacy)
5	Luke Williams	Fr.	DB	5-11	168	Naperville, Ill. (Naperville North)
6	Smiley Bradford	Fr.	DB	6-0	195	St. Louis, Mo. (East St. Louis)
6	Ahmad Branch	R-Fr.	WR	6-0	180	Festus, Mo. (Festus)
7	Jahmal Edrine	Jr.	WR	6-3	215	Ft. Lauderdale, Fla. (FAU)
7	Salim Turner-Muhammad	Sr.	DB	6-0	195	Corona, N.Y. (Stanford)
8	CJ Madden	So.	RUSH END	6-4	263	Ellenwood, Ga. (Georgia)
8	De'Nylon Morrisette	So.	WR	6-1	200	Stone Mountain, Ga. (Georgia)
9	CJ Smith	So.	WR	6-3	195	Apopka, Fla. (Georgia)
9	Joe Strickland	So.	DL	6-4	289	Indianapolis, Ind. (Brebeuf)
10	Kyndrich Breedlove	Jr.	DB	5-11	185	Nashville, Tenn. (Colorado)
10	Jesse Watson	Fr.	WR	5-9	160	St. Louis, Mo. (East St. Louis)
11	Tra'Mar Harris	Fr.	WR	6-1	182	Cincinnati, Ohio (Winton Woods)
11	Antonio Stevens	Sr.	DB	6-2	217	Nashville, Tenn. (Battle Ground Academy)
12	Tarrion Grant	Fr.	DB	6-2	197	Sumter, S.C. (Siegel (Tenn.))
12	Leland Smith	So.	WR	6-4	219	Houston, Texas (Fullerton College)
13	Koy Beasley	Fr.	DB	5-10	187	Cincinnati, Ohio (La Salle)
13	Jaron Tibbs	So.	WR	6-3	214	Indianapolis, Ind. (Cathedral)
14	Yanni Karlaftis	Jr.	LB	6-3	235	West Lafayette, Ind. (West Lafayette)
14	Jake Wilson	R-Fr.	QB	6-2	190	Trophy Club, Texas (Byron Nelson)
15	Ryan Browne	R-Fr.	QB	6-4	210	Clarkston, Mich. (Venice (Fla.))
15	Will Heldt	So.	RUSH END	6-6	265	Carmel, Ind. (Carmel)
16	Hudauri Hines	Fr.	DB	6-1	203	Indianapolis, Ind. (Franklin Central)
16	Shamar Rigby	Fr.	WR	6-3	187	St. Petersburg, Fla. (Clearwater Central Catholic)
17	Christian Gelov	Sr.	QB	6-0	178	Noblesville, Ind. (TCU)
17	Shitta Sillah	Sr.	RUSH END	6-4	251	Somers, N.J. (Boston College)
18	Demeco Kennedy	Fr.	DL	6-2	291	Lexington, Ky. (Frederick Douglass)
18	Bennett Meredith	So.	QB	6-3	200	Hoover, Ala. (Arizona State)
19	Botros Alisandro	Jr.	DB	6-1	186	Manchester, N.H. (Snow College)
19	Tayvion Galloway	Fr.	TE	6-5	235	Chillicothe, Ohio (Pickerington Central)
20	Winston Berglund	R-Fr.	LB	6-2	235	Carmel, Ind. (Carmel)
20	Carson Kitchel	Fr.	QB	6-2	193	West Lafayette, Ind. (West Lafayette)
21	D'Mon Marable	Fr.	DB	6-0	205	Knoxville, Tenn. (Clinton)
22	Owen Davis	R-Fr.	LB	6-3	245	Richwood, Ohio (North Union)
23	Reggie Love III	Sr.	RB	5-11	215	St. Louis, Mo. (Illinois)
23	Trey Smith	R-Fr.	RUSH END	6-4	245	Apopka, Fla. (Illinois)
24	Anthony Brown	So.	DB	6-0	195	Detroit, Mich. (Arkansas)
25	Ty Hudkins	Fr.	DB	5-11	197	Grand Rapids, Mich. (Forest Hills Central)
26	Andrew Sowinski	Sr.	WR	6-0	205	Indianapolis, Ind. (Chatard)
27	Zeke Williams	So.	DB	5-10	190	Naperville, Ill. (Northern Illinois)
28	Addai Lewellen	Jr.	RB	5-8	181	Royal Center, Ind. (Pioneer)
29	Earl Kulp	Fr.	DB	6-0	187	Canton, Ohio (St. Thomas Aquinas (Fla.))
30	Keelan Crimmins	Jr.	P	6-3	223	Spotswood, Australia (Mississippi State)
31	Dillon Thieneman	So.	DB	6-0	207	Westfield, Ind. (Westfield)
32	Joseph Jefferson	So.	DB	6-0	190	Indianapolis, Ind. (Pike)
33	Elijah Jackson	R-Fr.	RB	5-10	191	Indianapolis, Ind. (Lawrence Central)
34	Damarjhe Lewis	Jr.	DL	6-3	300	Griffin, Ga. (Indiana)
35	Spencer Porath	Fr.	K	5-11	201	Brownsburg, Ind. (Brownsburg)
36	RJ Lopez	Sr.	K	5-11	180	Huntington Beach, Calif. (UCLA)
37	Antonio Harris	Fr.	RB	6-0	200	Chandler, Ind. (Castle)
37	Joey Sumlin	R-Fr.	LB	6-1	222	Tucson, Ariz. (IMG Academy)
38	Luke Pettaway	R-Fr.	DB	6-0	185	Naperville, Ill. (Naperville North)
39	Ben Freehill	Sr.	K	6-1	195	Gibson City, Ill. (Oklahoma State)
40	Hudson Miller	So.	LB	6-0	235	Indianapolis, Ind. (Cathedral)
41	Ben Furtney	Sr.	FB	6-0	240	South Elgin, Ill. (St. Charles North)
42	Cooper Kitchel	Fr.	LB	6-2	203	West Lafayette, Ind. (West Lafayette)
43	Landon Heard	R-Fr.	DB	5-11	195	Los Gatos, Calif. (Los Gatos)
43	Claude Strnad	R-Fr.	LS	6-3	230	Wilmette, Ill. (Illinois State)
44	Nick Levy	Jr.	LS	5-10	230	Ashburn, Va. (William & Mary)
44	Ayden Murray	Fr.	DB	5-10	176	Shaker Heights, Ohio (Shaker Heights)
45	Devin Mockobee	Jr.	RB	6-0	207	Boonville, Ind. (Boonville)
46	Sterling Smith	So.	DB	6-1	192	Indianapolis, Ind. (Holy Cross)

COACHING AND SUPPORT STAFF

Head Coach	Ryan Walters
Associate Head Coach/Wide Receivers	Cory Patterson
Defensive Coordinator/Inside Linebackers	Kevin Kane
Offensive Analyst (<i>offensive play caller</i>):	Jason Simmons
Cornerbacks	Sam Carter
Running Backs	Lamar Conard
Outside Linebackers	Joe Dineen
Defensive Line	Brick Haley
Offensive Line	Marcus Johnson
Safeties	Grant O'Brien
Special Teams Coordinator	Chris Petrilli
Tight Ends:	Justin Sinz
Senior Defensive Analyst:	Andy Buh
Senior Defensive Analyst:	Preston Gordon
Senior Offensive Analyst (<i>coaching quarterbacks</i>):	Stanton Keane
Offensive Analyst:	Angel Matute
Defensive Analyst:	T.J. McCollum
Defensive Analyst:	Jeff Smart
Defensive Graduate Assistant:	Courtney Arnick
Defensive Graduate Assistant:	Austin Karr
Offensive Graduate Assistant:	Keith Towbridge
Director of Strength & Conditioning:	Kiero Small
Asso. Director of Strength & Conditioning:	Nate Rock
Asst. Director of Strength & Conditioning:	Cameron Colbert
Asst. Director of Strength & Conditioning:	Myles Quimby
Asst. Director of Strength & Conditioning:	Greg Robinson
General Manager:	Noah Joseph
Director of Operations:	Pete Roley

PRONUNCIATIONS

Botros Alisandro	- BOE-truss
Drew Biber	- BIB-er
Jaekwon Bouldin	- JAY-kwon BULL-din
Kyndrich Breedlove	- KEN-drick
Markevious Brown	- mar-KEY-vee-us
George Burhenn	- burr-HEN (like a cold chicken)
Bakyne Coly	- buh-KEEN COE-lee
Marcos Davila	- mar-COES DAAH-yuh-lah
Jahmal Edrine	- ja-MAL ED-ren
Tarrion Grant	- tah-RON
Nyland Green	- NYE-land
Kydran Jenkins	- KAY-dran
Yanni Karlaftis	- yah-KNEE CAR-loft-tis
Damarjhe Lewis	- dah-mar-ZHAY
Jeffrey M'Ba	- MMM-ba
Marcus Mbow	- like bow and arrow
Jaheim Merriweather	- ja-HEEM
Devin Mockobee	- Mock-ah-BEE
Mahamane Moussa	- ma-HA-men MOO-sa
Jireh Ojata	- JIE-rah OH-jah-ta
Mo Omonode	- Oh-MO-na-day
Spencer Porath	- poor-RATH
Shitta Sillah	- SHEET-ah sill-AH
Joey Tanona	- tah-NOE-nuh
Jaron Tibbs	- juh-RON
Dillon Thieneman	- THEE-na-man

BOILERMAKER ROSTER BREAKDOWN

BY POSITION

Quarterback	7	Rush End	8
Running Back	8	Linebacker	8
Tight End	6	Defensive Back	24
Wide Receiver	18	Kicker	3
Offensive Line	23	Punter	2
Defensive Line	13	Long Snapper	2

BY CLASS

Freshmen	37	Sophomore	20	Senior	24
Redshirt Freshman	21	Junior	20		

BY HOME STATE

Alabama	2	Michigan	5	Texas	7
Arizona	1	Mississippi	2	Virginia	1
California	4	Missouri	4	Wisconsin	2
Colorado	1	New Hampshire	1		
Florida	6	New Jersey	1	International	
Georgia	8	New York	2	Australia	1
Illinois	7	Ohio	11	Gabon	1
Indiana	44	South Carolina	1	Egypt	1
Kentucky	4	Tennessee	8		





2024 ROSTER

No.	Name	Cl.	Pos.	Ht.	Wt.	Hometown (High School/Previous College)
47	Jamari Payne	Fr.	RUSH END	6-2	272	Auburn, Ala. (Loachapoka)
48	Bennett Boehnlein	So.	P	6-3	220	Louisville, Ky. (St. Xavier)
49	Isaiah Needam	Fr.	DB	6-0	187	Indianapolis, Ind. (Perry Meridian)
50	John Randle Jr.	Fr.	OL	6-4	290	Horn Lake, Miss. (Horn Lake)
51	Landon Drennan	Fr.	LB	6-2	215	Plainfield, Ind. (Plainfield)
52	Rod Green	Jr.	OL	6-5	330	Springfield, Ohio (Coffeyville CC)
53	Gus Hartwig	Sr.	OL	6-5	305	Zionsville, Ind. (Zionsville)
54	Luke Griffin	Sr.	OL	6-5	340	Chatsworth, Ga. (Missouri)
55	Jamarius Dinkins	Jr.	DL	6-5	280	Columbus, Ohio (Kentucky)
55	DJ Wingfield	Sr.	OL	6-4	316	Los Angeles, Calif. (New Mexico)
56	Reese Hill	Fr.	DL	6-3	293	Greenfield, Ind. (Greenfield Central)
57	Tom Ewing	R-Fr.	OL	6-2	295	Westfield, Ind. (Westfield)
59	Thomas Tinsley	R-Fr.	OL	6-6	268	Dyer, Ind. (Lake Central)
61	Aaron Roberts	Jr.	OL	6-4	301	Indianapolis, Ind. (Cardinal Ritter)
63	Marcus Mbow	Jr.	OL	6-5	300	Milwaukee, Wis. (Wauwatosa East)
65	Jordan King	Fr.	OL	6-3	302	Ft. Wayne, Ind. (North Side)
66	Anthony Boswell	Fr.	OL	6-2	293	Indianapolis, Ind. (Ben Davis)
67	Drew Woodruff	So.	OL	6-3	300	Louisville, Ky. (Trinity)
68	Jimmy Liston	R-Fr.	OL	6-3	305	Hinsdale, Ill. (IMG Academy)
70	Max Parrott	Fr.	OL	6-4	311	Centennial, Colo. (Cherry Creek)
71	Corey Stewart	Sr.	OL	6-6	318	Nashville, Tenn. (Ball State)
72	Jaden Ball	Fr.	OL	6-5	300	Carroll, Ohio (Bloom-Carroll)
73	Jaekwon Bouldin	Jr.	OL	6-6	345	Canton, Miss. (Mississippi Gulf Coast)
74	Joshua Sales Jr.	Jr.	OL	6-6	320	South Bend, Ind. (Indiana)
75	Jalen Grant	Sr.	OL	6-3	285	Chicago, Ill. (Bowling Green)
76	Ethan Trent	R-Fr.	OL	6-2	290	Carmel, Ind. (Carmel)
77	Mahamane Moussa	Jr.	OL	6-4	300	Indianapolis, Ind. (Pike)
78	Bakyne Coly	Jr.	OL	6-7	302	Farmington, Mich. (Lawrence Tech)
79	Joey Tanona	So.	OL	6-5	304	Zionsville, Ind. (Notre Dame)
80	Ryne Shackelford	R-Fr.	WR	6-0	175	Elyria, Ohio (Keystone)
81	George Burhenn	So.	TE	6-5	240	McCordsville, Ind. (Mt. Vernon)
82	Drew Biber	Jr.	TE	6-5	245	Cedarburg, Wis. (Cedarburg)
83	Andrew Adkison	R-Fr.	WR	6-0	190	Mountain View, CA (St. Francis)
84	Nolan Buckman	R-Fr.	WR	5-11	191	Indianapolis, Ind. (Brebeuf Jesuit)
85	Caleb Irving	Fr.	DL	6-1	298	Glenn Heights, Texas (Parish Episcopal)
86	Max Klare	So.	TE	6-4	240	Guilford, Ind. (St. Xavier)
87	Adam Kidder	Fr.	WR	5-11	204	Royal Oak, Mich. (Milford Academy (N.Y.))
88	Donovan Hamilton	Fr.	WR	6-3	215	Fishers, Ind. (Hamilton Southeastern)
89	Luke Klare	Fr.	TE	6-6	230	Guilford, Ind. (St. Xavier (Ohio))
90	James Hardy	Fr.	TE	6-2	225	Ft. Wayne, Ind. (New Haven)
91	Cole Brevard	Sr.	DL	6-3	333	Carmel, Ind. (Penn State)
92	Mo Omonode	Jr.	DL	6-0	286	West Lafayette, Ind. (West Lafayette)
93	Albert Schwartz	Fr.	RUSH END	6-5	209	Lafayette, Ind. (Lafayette Central Catholic)
94	Elijah Taylor	Fr.	DL	6-2	252	Noblesville, Ind. (Guerin Catholic)
96	Joe Anderson	Sr.	DL	6-4	290	Murfreesboro, Tenn. (South Carolina)
96	Logan Jellison	Fr.	RUSH END	6-5	245	Elkhart, Ind. (Elkhart)
97	Jamarion Harkless	R-Fr.	DL	6-3	346	Lexington, Ky. (Frederick Douglas)
98	Drake Carlson	R-Fr.	DL	6-3	290	Nashville, Tenn. (Father Ryan)
99	Jireh Ojata	Sr.	RUSH END	6-4	267	Carmel, Ind. (Franklin College)

BOILERMAKER ALPHABETICAL ROSTER

83	Andrew Adkison	20	Carson Kitchel
19	Botros Alisandro	42	Cooper Kitchel
95	Joe Anderson	89	Luke Klare
72	Jaden Ball	86	Max Klare
13	Koy Beasley	29	Earl Kulp
20	Winston Berglund	44	Nick Levy
82	Drew Biber	28	Addai Lewellen
48	Bennett Boehnlein	34	Damarjhe Lewis
66	Anthony Boswell	68	Jimmy Liston
73	Jaekwon Bouldin	36	RJ Lopez
6	Smiley Bradford	23	Reggie Love III
6	Arhmad Branch	0	Jeffrey M'Ba
10	Kyndrich Breedlove	8	CJ Madden
91	Cole Brevard	21	D'Mon Marable
24	Anthony Brown	63	Marcus Mbow
4	Kam Brown	18	Bennett Meredith
1	Markevious Brown	3	Jaheim Merriweather
15	Ryan Browne	40	Hudson Miller
84	Nolan Buckman	45	Devin Mockobee
81	George Burhenn	8	De'Nylon Morrisette
1	Hudson Card	77	Mahamane Moussa
98	Drake Carlson	44	Ayden Murray
78	Bakyne Coly	49	Isaiah Needam
30	Keelan Crimmins	99	Jireh Ojata
5	Marcos Davila	92	Mo Omonode
22	Owen Davis	70	Max Parrott
55	Jamarius Dinkins	47	Jamari Payne
0	Jayden Dixon-Veal	38	Luke Pettaway
51	Landon Drennan	35	Spencer Porath
7	Jahmal Edrine	50	John Randle Jr.
57	Tom Ewing	16	Shamar Rigby
39	Ben Freehill	61	Aaron Roberts
41	Ben Furtney	3	Derrick Rogers Jr.
19	Tayvion Galloway	74	Joshua Sales Jr.
17	Christian Gelov	93	Albert Schwartz
75	Jalen Grant	80	Ryne Shackelford
12	Tarrion Grant	17	Shitta Sillah
2	Nyland Green	9	CJ Smith
52	Rod Green	12	Leland Smith
54	Luke Griffin	46	Sterling Smith
88	Donovan Hamilton	23	Trey Smith
90	James Hardy	26	Andrew Sowinski
97	Jamarion Harkless	11	Antonio Stevens
37	Antonio Harris	71	Corey Stewart
11	Tra'Mar Harris	9	Joe Strickland
53	Gus Hartwig	43	Claude Strnad
43	Landon Heard	37	Joey Sumlin
15	Will Heldt	79	Joey Tanona
56	Reese Hill	94	Elijah Taylor
16	Hudauri Hines	31	Dillon Thieneman
25	Ty Hudkins	13	Jaron Tibbs
85	Caleb Irving	59	Thomas Tinsley
33	Elijah Jackson	76	Ethan Trent
32	Joseph Jefferson	7	Salim Turner-Muhammad
96	Logan Jellison	10	Jesse Watson
4	Kydran Jenkins	5	Luke Williams
2	Luke Jones	27	Zeke Williams
14	Yanni Karlaftis	14	Jake Wilson
18	Demeco Kennedy	55	DJ Wingfield
87	Adam Kidder	67	Drew Woodruff
65	Jordan King		

DID YOU KNOW

CJ Smith comes from a military family, lived in Hawaii for brief time, knows how to surf. Speed as a kid earned him the nickname "Zoom".

Shitta Sillah (SHEET-uh sill-AH) was named after his uncle, parents are from Sierra Leon (West Africa) and moved to America when they were 25.

Jireh Ojata (Ji-ruh oh-JAH-tuh) likes to cook, make his own fresh pasta and butter chicken.

Jaekwon Bouldin likes to fish, nicknamed Kwon and Big B.

Yanni Karlaftis grew up in Greece with his brother two-time Super Bowl champion George, and won a world judo championship at age 11.

Reggie Love played for assistant head coach Cory Patterson in high school for two years.

Joshua Sales loves dogs, has a German Shepard named Diesel.

Jamarrius Dinkins was nicknamed Spider by his high school coach because he was long and tall.

DJ Wingfield DJ stands for Dejaune.

CJ Madden CJ stands for Carlton Jr. He has his own clothing brand (Cozy Collections).

De'Nylon Morrisette says his dogs are his No. 1 priority (Bella and Bruno), also enjoys to paint. He was named after the Denali truck that his mom loved when she was younger.

Joey Tanona is a big Lego and Star Wars guy.

Cole Brevard claims to be the biggest Star Wars fan on the team.

Keelan Crimmins played Australian rules football and cricket growing up. He is related to the legendary AFL player Peter Crimmins who played for Hawthorn from 1966-76.

Markevious Brown and **Kyndrich Breedlove** started their careers as roommates at Ole Miss.

Dillon Thieneman joined the Boilermaker family, after his older brothers Jacob (2016-18) and Brennan (2017-20) played safety at Purdue.

Cooper and **Carson Kitchel's** father Kelly started on the offensive line in 2001 and 2002. He currently serves as the sideline reporter for the Purdue Sports Radio Network. Theri grandfather Bob Kitchel and uncle Jon Kitchel played basketball for the Boilermakers as well.

Joey Sumlin's father Kevin played linebacker for the Boilermakers from 1983-85, before embarking on a coaching career with stops at Houston, Texas A&M and Arizona.

**KEVIN KANE****DEFENSIVE COORDINATOR /
LINEBACKERS**

Year at Purdue: 2nd
Year Coaching: 19th
Alma Mater: Kansas - 2006

PRESS BOX**PREVIOUS STOPS:** Illinois, SMU, Northern Illinois, Kansas, Wisconsin

- Has spent almost two decades on the sidelines building some of the most formidable defenses in the nation
- Worked with Ryan Walters at Illinois to develop a groundbreaking defense at Illinois, while serving as the outside linebackers and associate head coach
- Guided Northern Illinois to three MAC titles and five bowl games from 2011-17
- Two-time All-Big 12 linebacker and three-time Academic All-Big 12 honoree at Kansas
- He and wife Theresa have two sons, Jack and Colin, and one daughter, Nora

**JASON SIMMONS****OFFENSIVE ANALYST (OFFENSIVE PLAY CALLER)**

Year at Purdue: 1st
Year Coaching: 25th
Alma Mater: Miami - 1999

PRESS BOX**PREVIOUS STOPS:** Miami (Ohio), Ben Davis HS, Noblesville HS

- Took over play calling duties ahead of the game against Wisconsin, after joining the program during the offseason
- Spent one year as the running backs coach at Miami (OH), leading the RedHawks to their first 2,000-yard campaign since 2003
- Served as the head coach at Ben Davis (2018-22) and Noblesville (2016-18), along with assistant stints at both schools
- Mentored four players who reached the NFL as a high school coach

**CORY PATTERSON****ASSOCIATE HEAD COACH / WIDE RECEIVERS**

Year at Purdue: 2nd
Year Coaching: 15th
Alma Mater: Lindenwood - 2002

FIELD**PREVIOUS STOPS:** Illinois, Trinity HS

- Spent the previous five seasons at Illinois (running backs & tight ends)
- Mentored Illinois running back Chase Brown during All-America season in 2022
- Head coach at Trinity High School in Missouri for three years, named the Archdiocesan Coach of the Year three times
- He and his wife Tiffany have two daughters, Nyla and Nori

**SAM CARTER****CORNERBACKS**

Year at Purdue: 2nd
Year Coaching: 9th
Alma Mater: TCU - 2014

FIELD**PREVIOUS STOPS:** Ole Miss, Arkansas, Missouri

- Counted down the days to the season opener during camp by wearing a practice jersey for that specific day
- Coached cornerbacks at Ole Miss (2020-21) and Arkansas (2022)
- Worked with Ryan Walters on Barry Odom's staff at Mizzou, serving as a defensive quality control and analyst from 2016-19
- All-Big 12 safety at TCU, named a semifinalist for the Jim Thorpe Award, a Senior CLASS Award

**LAMAR CONARD**

(CON-ard)

RUNNING BACKS

Year at Purdue: 2nd back, 4th overall
Year Coaching: 18th
Alma Mater: Purdue - 2000

FIELD**PREVIOUS STOPS:** Miami (OH), Illinois State, Purdue

- Starting his coaching career on Joe Tiller's staff as a graduate assistant from 2007-08
- Was the first walk-on to earn a scholarship under Joe Tiller at Purdue
- Played defensive back from 1996-99, starting his final three seasons
- He and his wife, Rachel, have four children Lamar Jr., Della Mae, Payton and Violet

**JOE DINEEN**

(dih-NEEN)

RUSH ENDS

Year at Purdue: 2nd
Year Coaching: 5th
Alma Mater: Kansas - 2018

FIELD**PREVIOUS STOPS:** Illinois, SMU

- Named to 247Sports 30 Under 30 list in 2023
- Served on Ryan Walters' defensive staff at Illinois as a graduate assistant in 2022
- Started coaching career as a graduate assistant at SMU with defensive coordinator Kevin Kane
- Standout linebacker at Kansas, twice leading the NCAA in solo tackles to earn All-Big 12 honors, 2018 Consensus All-America

**BRICK HALEY****DEFENSIVE LINE**

Year at Purdue: 2nd
Year Coaching: 33rd
Alma Mater: Alabama A&M - 1998

FIELD**PREVIOUS STOPS:** Minnesota, Missouri, Texas, LSU, Mississippi State, Houston, Baylor

- 27th season coaching the defensive line
- Has mentored 11 draft picks in his career with a pair of first round selections
- Raises awareness for autism, hosting fundraisers for his foundation Brick Road to Success
- He and his wife, Tina, have three sons - Adrian, A.J. and Jeremy

**MARCUS JOHNSON****OFFENSIVE LINE**

Year at Purdue: 2nd
Year Coaching: 14th
Alma Mater: Ole Miss - 2004

FIELD**PREVIOUS STOPS:** Duke, Mississippi State, Missouri

- Eighth season coaching the offensive line
- Second-round pick of Minnesota in 2005, played five seasons in the NFL
- Earned Second Team All-SEC honors during his career at Ole Miss (2001-04)
- He and his wife, Veullana, are the parents of London, Meraki and Violette

**GRANT O'BRIEN****SAFETIES**

Year at Purdue: 2nd
Year Coaching: 12th
Alma Mater: Northern Arizona - 2013

FIELD**PREVIOUS STOPS:** Illinois, Missouri, FIU, Arizona Christian

- Served as a defensive analyst on Ryan Walters' staffs at Illinois (2021-22) and Mizzou (2018-20)
- Spent one season as a graduate assistant at Florida International in 2017
- Was the defensive coordinator/defensive backs coach at Arizona Christian (NAIA) from 2015-16
- Helped NAU reach the FCS playoffs as a senior in 2012; earned a master's degree in 2015

**CHRIS PETRILLI**

(peh-trei-LEE)

SPECIAL TEAMS COORDINATOR

Year at Purdue: 2nd
Year Coaching: 17th
Alma Mater: Boise State - 2012

FIELD**PREVIOUS STOPS:** North Texas, Drake, Idaho, Charleston Southern

- Spent last season as a special teams analyst for Purdue
- Served as a paratrooper in the US Army 82nd Airborne Division
- Played collegiately at Carroll College in Montana
- He and his wife Christal have five children - Addisan, Andrew, Audrey, Asher and Adino

**JUSTIN SINZ****TIGHT ENDS**

Year at Purdue: 10th
Year Coaching: 10th
Alma Mater: Purdue - 2014

FIELD**PREVIOUS STOPS:** Purdue

- Served as a graduate assistant, offensive quality control and analyst, before becoming a coach in 2024
- Assistant recruiting coordinator for two seasons, helping Purdue win the Big Ten West crown for the first time
- Played in 50 games with 20 starts at Purdue, going for 80 receptions, 670 yards and seven touchdowns
- He and his wife, Connie, have three daughters: Jora, Cami and Jaell

**STANTON KEANE****SR. OFFENSIVE ANALYST (COACHING QUARTERBACKS)**

Year at Purdue: 2nd
Year Coaching: 8th
Alma Mater: Texas Tech - 2018

FIELD**PREVIOUS STOPS:** West Virginia, USC, Texas Tech

- Tapped to coach the quarterbacks ahead of the Wisconsin game
- Helped lead USC to the 11th-ranked passing offense with 319.3 yards per game
- He served as a graduate assistant at Texas Tech, USC and West Virginia
- Played fullback at Texas Tech before shifting to student coach after injuries ended his playing career

**PRESTON GORDON**


Senior Defensive Analyst

ANDY BUI

Senior Defensive Analyst

**T.J. MCCOLLUM**

Defensive Analyst

**ANGEL MATUTE**

Offensive Analyst

**JEFF SMART**

Defensive Analyst

**DURRION NEAL**

Offensive Analyst





BOILER NOTES

CARD CHAPTER ONE

- Hudson Card had a productive first season in West Lafayette, overcoming several significant injuries to his offensive line and key receiving targets in 2023.
- The Boilermaker signal caller appeared in 11 games last year and threw for 2,387 yards and 15 touchdowns during his first campaign at Purdue in 2023.
- He guided Purdue to a win over Indiana in the Old Oaken Bucket Game, recording 360 yards of offense (275 passing, 85 rushing) and four touchdowns (three passing, one rushing) to become the first quarterback since Drew Brees (2000) to pass for at least 275 yards and rush for at least 85 yards in the same game.
- Card was one of two quarterbacks in the Big Ten last season to throw for 15 scores and rush for five more on the ground, joining Maryland's Taulia Tagovailoa.
- Card is the fifth Purdue quarterback since 1956 to reach those marks in a single season:

Purdue QBs with 15 passing and 5 rushing touchdowns

	Year	Pass TDs	Pass Yds	Rush TDs	Rush Yds
Drew Brees	2000	24	3,393	5	546
Curtis Painter	2006	22	3,985	6	107
Mike Phipps	1969	18	2,527	8	218
Billy Dicken	1997	19	2,811	5	308
Hudson Card	2023	15	2,387	5	203

SEASON OPENING SHUTOUTS

- Purdue's season-opening shutout of Indiana State was the 32nd by the Boilermakers in a game to start the year and the first in 20 years.
- Since 1954, Purdue has opened a campaign with a shutout just nine times.

Date	Opponent - Result	Date	Opponent - Result
1891	at Wabash - W, 44-0	1923	Wilmington - W, 39-0
1893	Indiana - W, 64-0	1927	DePauw - W, 15-0
1895	Kentucky - W, 32-0	1928	DePauw - W, 28-0
1896	Greer - W, 36-0	1931	W. Reserve - W, 28-0
1897	Illinois State - W, 28-0	1935	Northwestern - W, 7-0
1900	Ill. Wesleyan - W, 39-0	1936	Ohio - W, 47-0
1901	Franklin - W, 24-0	1940	Butler - W, 28-0
1902	Franklin - W, 56-0	1954	Missouri - W, 31-0
1903	Englewood - W, 34-0	1958	Nebraska - 28-0
1905	W. Phillips - W, 33-0	1959	at UCLA - T, 0-0
1912	DePauw - W, 21-0	1964	Ohio - W, 17-0
1913	Wabash - W, 26-0	1965	Miami (OH) - W, 38-0
1916	DePauw - W, 13-0	1970	TCU - W, 15-0
1917	Franklin - W, 54-0	2000	C. Michigan - W, 48-0
1920	DePauw - W, 10-0	2004	Syracuse - W, 51-0
1922	Miliken - W, 10-0	2024	Indiana State - W, 49-0

THREE-STRAIGHT AT ROSS-ADE

- With the win over Indiana State, Purdue posted a home winning streak of three games, dating back to last season.
- The Boilermakers' offense found its groove in its final two home games during the 2023 season with a 49-30 win over Minnesota and a 35-31 come-from-behind victory to retain the Old Oaken Bucket against Indiana.
- Purdue tallied over 450 yards of total offense over three home games, including a 604-yard outing against Minnesota.
- Hudson Card threw for over 250 yards in each game, combining for 799 yards, 10 touchdowns and no interceptions.
- Purdue's ground game tallied 779 yards, averaging 260 per contest. Devin Mockobee led the rushing attack with 95 yards per game, including his sixth career rushing 100-yard performance against Minnesota last season.
- Purdue committed just one turnover in those home contests.

HAPPY 100th ROSS-ADE

- Ross-Ade Stadium will turn 100 years old on Nov. 22.
- The Boilermakers celebrated its 100th season in Ross-Ade Stadium last year, capped by their 300th win since moving in.
- Purdue opened Ross-Ade Stadium with a 26-7 rout of in-state rival Indiana on Nov. 22, 1924.

BOILERMAKERS TO THE NFL

- The 2024 NFL Draft marked the fifth straight year that at least two Boilermakers were chosen, totaling 14 over the span. That last time Purdue had a five-year streak of multiple Boilermakers drafted was 1998-2002.
- Tyrone Tracy Jr. was the first Boilermaker off the board, as the New York Giants selected the running back in the fifth round with the 166th overall pick. Despite sharing the workload in the backfield with Devin Mockobee, Tracy tallied 716 yards on the ground, while leading the team in touchdowns (eight rushing, one kickoff return) and pacing the Big Ten in all-purpose yards in conference games (127.4 ypg).
- Tracy averaged 6.3 yards per carry on 113 attempts, the second-best single-season rushing average in school history.
- The Baltimore Ravens drafted defensive back Sanoussi Kane with their final pick (7th Round - 250th Overall). A four-year letterman, Kane played in 45 games over his Purdue career. He made 25 starts for the Old Gold and Black, totaling 161 tackles that included 115 solo stops.
- Kane became the first Boilermaker drafted by the Ravens, although Hall of Famer and Boilermaker legend Rod Woodson helped lead the team to a victory in Super Bowl XXXV and Bernard Pollard helped Baltimore win Super Bowl LVII.

THE TRENT FAMILY

- Walk-on offensive lineman Ethan Trent came to West Lafayette with a family legacy already deeply entrenched in Purdue history.
- His older brother Tyler became an inspiration for the Boilermaker faithful during the 2018 season. The Purdue superfan continued passionately cheering on his favorite team despite his battle with a rare form of bone cancer.
- Tyler's story was shared on ESPN College GameDay ahead of the Boilers' matchup against No. 3 Ohio State. In what became known as "The Tyler Trent Game," Purdue dominated the Buckeyes in a 49-20 upset rout in Ross-Ade.
- Ethan, who appeared multiple times in the GameDay piece, was the one pushing Tyler's wheelchair as the pair stormed the field along with thousands of other fans.
- The Tyler Trent (T2) Student Gate was dedicated during the 2019 season in memory of the Purdue superfan who passed away at the age of 20 from osteosarcoma.
- Ethan came to Purdue five years later after receiving a preferred walk-on offer from the previous staff that was then honored by new head coach Ryan Walters.

IN-STATE OPPOSITION

- A schedule rarity, Purdue will play three opponents from the state of Indiana this season.
- The Boilermakers opened the year with a 49-0 shutout win over Indiana State on Aug. 31.
- Purdue faces Notre Dame for the Shillelagh Trophy (Sept. 14) for the first meeting in Ross-Ade Stadium since 2013.
- Sticking with tradition, Purdue closes out the regular season by battling Indiana with the Old Oaken Bucket up for grabs.
- The last time three in-state opponents were on Purdue's schedule occurred during the 2013 season.

STAYING HOME

- 44 Boilermakers came to us from within the state of Indiana, with five coming from the greater Lafayette area.
- The Carmel/Westfield area is the most represented as seven Boilermakers hail from the rival high schools just north of Indianapolis, highlighted by All-American safety Dillon Thieneman (Westfield) and rush end Will Heldt (Carmel).
- 53.3% of Purdue's offensive production came from Indiana products in 2023.

AROUND THE BIG TEN

SCHOOL	CONF	OVERALL	STREAK
Michigan	2-0	4-1	W3
Indiana	2-0	5-0	W5
Ohio State	1-0	4-0	W4
Oregon	1-0	4-0	W4
Penn State	1-0	4-0	W4
Rutgers	1-0	4-0	W4
Iowa	1-0	3-1	W2
Illinois	1-1	4-1	L1
Nebraska	1-1	4-1	W1
USC	1-1	3-1	W1
Michigan State	1-1	3-2	L2
Washington	1-1	3-2	L1
Purdue	0-1	1-3	L3
Northwestern	0-1	2-2	L1
Wisconsin	0-1	2-2	L2
Maryland	0-2	3-2	L1
Minnesota	0-2	2-3	L2
UCLA	0-2	1-3	L3

Friday, Oct. 4

Michigan State at Oregon	9 PM
--------------------------	------

Saturday, Oct. 5

UCLA at Penn State	Noon
Purdue at Wisconsin	Noon
Iowa at Ohio State	3:30 PM
Indiana at Northwestern	3:30 PM
Rutgers at Nebraska	4 PM
USC at Minnesota	5:30 PM
Michigan at Washington	5:30 PM
Maryland at Northwestern	8 PM

AWARDS LIST

HUDSON CARD

Johnny Unitas Golden Arm Award, Manning Award, Senior Bowl, Earl Campbell Tyler Rose Award Watch List
Earl Campbell Tyler Rose Award Honor Roll (Week 1)

JAHMAL EDRINE

Comeback Player of the Year Award Watch List

GUS HARTWIG

Rimington Trophy, Senior Bowl Jason Witten College Man of the Year Watch List, Campbell Award semifinalist

MAX KLARED

Comeback Player of the Year Award Watch List

MARCUS MBOW

Senior Bowl Watch List

DEVIN MOCKOBBEE

Doak Walker Award Watch List

DILLON THIENEMAN

Second Team Preseason All-America (AP, Sporting News, Walter Camp, ESPN, USA TODAY, Phil Steele, Athlon Sports, Pick Six)
First Team Preseason All-Big Ten (Phil Steele, Athlon Sports)
Chuck Bednarik Award, Bronko Nagurski Trophy, Jim Thorpe Award, Lott IMPACT Award Watch Lists



PURDUE QUICK FACTS

Location	West Lafayette, Indiana
Enrollment	52,211
Founded	1869
Conference	Big Ten
Colors	Old Gold and Black
Nickname	Boilermakers
President	Dr. Mung Chiang
Athletics Director	Mike Bobinski
Head Coach (Year)	Ryan Walters (2nd)
Alma Mater	Colorado (2008)
First Year of Football	1887 (137th season)
All-Time Record (BIG)	641-597-48 (352-421-32)
Stadium	Ross-Ade Stadium (101st season)
Capacity	61,441

PURDUE MEDIA RELATIONS

Adam Kuffner, Director (Primary)

Office: 765-494-3196 / Cell: 662-816-0497

Email: kuffner@purdue.edu

Patrick Crawford, Associate Athletics Director

Office: 765-494-3145 / Cell: 337-412-4220

Email: pcrawf@purdue.edu

Ian MacDougall, Associate Director (Secondary)

Office: 765-494-0529 / Cell: 317-313-7486

Email: imacdoug@purdue.edu

William Soule, Assistant Director (Secondary)

Cell: 918-899-2053

Email: wsoule@purdue.edu

The Purdue locker room will be closed to the media. For home games, the press conference will be located in the Kozuch Football Performance Center across the street from Ross-Ade Stadium.

Contact a member of the Purdue strategic communications team for information regarding road game press conference procedures.

WEEKLY MEDIA SCHEDULE

MONDAY

(Mackey Arena Media Room)

2 PM - Head Coach Ryan Walters**TUESDAY**

(Bimel Practice Fields or Mollenkopf Indoor Field)

Post Practice - Requested student-athletes**WEDNESDAY**

(Bimel Practice Fields or Mollenkopf Indoor Field)

Post Practice - Requested student-athletes**THURSDAY**

(Walk On's Restaurant - Purdue Memorial Union)

6 PM - Purdue Football Live on Z96.5 WAZY*Football staff member and two student-athletes*

PLAYERS OF THE WEEK

vs. Indiana State

Offensive: Hudson Card, Max Klare, Jahmal Edrine

Defensive: Will Heldt, Jeffrey M'Ba, Damarjhe Lewis, Antonio Stevens

Special Teams: Leland Smith

Look Squad: Antonio Harris, Tra'Mar Harris, D'Mon Marable, Max Parrott

BOILER NOTES

WATCH OUT FOR THESE BOILERS

• Several Boilermakers landed on national award watch lists heading into the 2024 season.

Hudson Card

• Johnny Unitas Golden Arm Award, Manning Award, Senior Bowl, Earl Campbell Tyler Rose Award

Jahmal Edrine, Max Klare

• Comeback Player of the Year Award

Gus Hartwig

• Rimington Trophy, Senior Bowl

Marcus Mbow

• Senior Bowl

Devin Mockobee

• Doak Walker Award

Dillon Thieneman

• Second Team Preseason All-America (AP, Sporting News, Walter Camp, ESPN, USA TODAY, Phil Steele, Athlon Sports, Pick Six)

• First Team Preseason All-Big Ten (Phil Steele, Athlon Sports)

• Chuck Bednarik Award, Bronko Nagurski Trophy, Jim Thorpe Award, Lott IMPACT Award

GRAD BOILERS

• Several Boilermakers enter the season as college graduates:

Joe Anderson - BA in Sociology from Purdue

Kam Brown - UCLA

Keelan Crimmins - Victoria University

Ben Freehill - BS in Agribusiness from Purdue

Luke Griffin - Missouri

Gus Hartwig - BS in Finance from Purdue

Yanni Karlaftis - BS in Selling and Sales Management from Purdue

RJ Lopez - UCLA

Shitta Sillah - Boston College

Andrew Sowinski - BS in Marketing from Purdue

Antonio Stevens - BA in Communications from Purdue

Salim Turner-Muhammad - Stanford

DJ Wingfield - New Mexico

FROM THE PORTAL TO PURDUE

• The Boilermakers have 61 newcomers on its roster in 2024.

• Forty players started their collegiate careers away from Purdue, including 23 portal additions during this offseason.

Cole Brevard

Reggie Love III

Jaekwon Bouldin

CJ Madden

Kyndrich Breedlove

Jeffrey M'Ba

Cole Brevard

Bennett Meredith

Anthony Brown

De'Nylon Morrisette

Kam Brown

Jireh Ojata

Markevious Brown

Joshua Sales Jr.

Hudson Card

Shitta Sillah

Keelan Crimmins

CJ Smith

Jamarius Dinkins

Leland Smith

Jayden Dixon-Veal

Sterling Smith

Ben Freehill

Trey Smith

Christian Gelov

Corey Stewart

Jalen Grant

Claude Strnad

Rod Green

Joey Tanona

Nyland Green

Salim Turner-Muhammad

Luke Griffin

Zeke Williams

Nick Levy

DJ Wingfield

Damarjhe Lewis

RJ Lopez

FINE DINING

• As Purdue opened preseason camp, the new Student-Athlete Dining Facility began operations.

• The Student-Athlete Dining Facility was an \$11 million project.

• Part of the Phase 1 Ross-Ade Renovation Project, the new dining center will provide meals to Purdue's student-athletes on the northeast side of Ross-Ade Stadium.

• Featuring hot and cold options, as well as several cook-to-order stations, the new dining center works together with Purdue Sports Nutrition to ensure all student-athletes have the fuel the need to compete at the highest levels.





RECORDS WATCH

Career Rushing Attempts

1	Otis Armstrong	1970-72	670
2	Kory Sheets	2005-08	664
3	Mike Alstott	1992-95	644
4	Montrell Lowe	1999-02	612
5	Scott Dierking	1973-76	578
6	Jerod Void	2002-05	569
7	Markell Jones	2015-18	542
8	Edwin Watson	1994-97	530
9	Perry Williams	1966-68	514
10	Corey Rogers	1991-95	489
11	Harry Szulborski	1946-49	478
12	John Macon	1977-80	471
13	Ralph Bolden	2008-09, 11-12	418
14	Devin Mockobee	2022-Pres.	416

Career Rushing Yards

1	Mike Alstott	1992-95	3,635
2	Kory Sheets	2005-08	3,341
3	Otis Armstrong	1970-72	3,315
4	Scott Dierking	1973-76	2,863
5	Montrell Lowe	1999-02	2,648
6	Markell Jones	2015-18	2,594
7	Edwin Watson	1994-97	2,520
8	Harry Szulborski	1946-49	2,478
9	Corey Rogers	1991-95	2,436
10	Jerod Void	2002-05	2,429
11	Devin Mockobee	2022-Pres.	2,096

Career Rushing Touchdowns

1	Kory Sheets	2005-08	48
2	Mike Alstott	1992-95	39
3	Jerod Void	2002-05	36
4	Perry Williams	1966-68	30
5	Leroy Keyes	1966-68	29
6	Corey Rogers	1991-95	27
7	Scott Dierking	1973-76	25
	Edwin Watson	1994-97	25
9	Markell Jones	2015-18	20
10	Stan Brown	1968-70	19
11	Otis Armstrong	1970-72	17
12	Wally Jones	1978-81	16
	Tony Butkovich	1943	16
	Devin Mockobee	2022-Present	16

Career Rushing Yards Per Carry

1	Leroy Keyes	1966-68	5.88 (356-2,094)
2	Jeff Hill	1990-93	5.80 (207-1,200)
3	Mike Alstott	1992-95	5.64 (644-3,635)
4	Jaycen Taylor	2006-07, 09	5.60 (290-1,624)
5	Akeem Hunt	2011-14	5.48 (371-2,035)
6	Duane Purvis	1932-34	5.43 (332-1,802)
7	Jim Carter	1932-34	5.37 (288-1,547)
8	D.J. Knox	2014-15, 17-18	5.22 (355-1,853)
9	Harry Szulborski	1946-49	5.18 (478-2,478)
10	Kendall Matthews	1994-97	5.15 (230-1,185)
16	Devin Mockobee	2022-Pres.	5.03 (416-2,096)
12	Kory Sheets	2005-08	5.03 (664-3,341)
13	Corey Rogers	1991-95	4.98 (489-2,436)
14	Otis Armstrong	1970-72	4.95 (670-3,315)
	Scott Dierking	1973-76	4.95 (578-2,863)
16	Babe Dimancheff	1943-44	4.91 (285-1,399)

Career 100-Yard Rushing Games

1	Mike Alstott	1992-95	16
2	Otis Armstrong	1970-72	13
3	Harry Szulborski	1946-49	11
4	Scott Dierking	1973-76	9
	Kory Sheets	2005-08	9
6	Montrell Lowe	1999-02	8
7	Leroy Keyes	1966-68	7
	Jerod Void	2002-05	7
	Devin Mockobee	2022-Present	7

Career Tackles-For-Loss

1	Jeff Zgonina	1989-92	72.0-244
2	Rosevelt Colvin	1995-98	61.0-272
3	Shaun Phillips	2000-03	60.5-238
4	Keena Turner	1976-79	58.0-347
5	Ryan Kerrigan	2007-10	57.0-289
6	Akin Ayodele	1999-01	54.0-261
7	Matt Mittrione	1998-01	50.0-162
8	Kawann Short	2009-12	49.0-179
9	Anthony Spencer	2003-06	44.0-207
10	Jim Schwantz	1988-91	43.0-240
11	Ken Loushin	1976-79	42.0-216
12	Tom Kingsbury	1977-80	38.0-201
13	Kydran Jenkins	2020-Pres.	37.0-170

Career Sacks

1	Rosevelt Colvin	1995-98	35.0-191
2	Shaun Phillips	2000-03	33.5-175
	Ryan Kerrigan	2007-10	33.5-229
4	Jeff Zgonina	1989-92	29.0-151
	Akin Ayodele	1999-01	29.0-194
6	Anthony Spencer	2003-06	21.0-147
7	Craig Terrill	2000-03	20.5-116
8	Kydran Jenkins	2020-Pres.	20.0-132

Career Interceptions

1	Stuart Schweigert	2000-03	17
2	Ricardo Allen	2010-13	13
	Cam Allen	2019-23	13
3	Bob Corby	1965-67	11
	Don Anderson	1981-84	11
	Rod Woodson	1983-86	11
	Marc Foster	1985-88	11
	Jimmy Young	1990-93	11
	Adrian Beasley	1996-99	11
9	Bill Kay	1977-80	10
	Landon Feichter	2011-14	10
	Frankie Williams	2012-15	10
12	Tim Foley	1967-69	9
	Cris Dishman	1984-87	9
	Jamel Coleman	1994-96	9
15	Chuck Piebes	1970-72	8
	Rock Supan	1976-78	8
	Robert Williams	1978-81	8
	Kennedy Wilson	1982-85	8
19	Phil Mateja	1951-52	7
	Tim Racke	1971-73	7
	Eric Beatty	1989-92	7
	Jacques Reeves	2000-03	7
	Antwaun Rogers	2001-04	7
	Torri Williams	2004-09	7
25	Dillon Thieneman	2023-Pres.	6

Interceptions by a Freshman

1	Stuart Schweigert	2000	5
2	Markus Bailey	2016	4
	Dillon Thieneman	2023	4

Total Tackles by a Freshman

1	Kevin Motts	1976	121
2	Bart Conley	1992	99
3	Dillon Thieneman	2023	98

Solo Tackles by a Freshman

1	Rod Woodson	1983	67
2	Dillon Thieneman	2023	66

Forced Fumbles by a Freshman

1	Ryan Russell	2011	3
2	Fred Strickland	1984	2
	Warren Moore	1997	2
	Jason Loerzel	1998	2
	Gilber Gardner	2000	2
	Danny Ezechukwu	2014	2
	Marvin Grant	2020	2
	Dillon Thieneman	2023	2

LONGEST PLAYS OF THE YEAR

Rushing	69 - Elijah Jackson, vs. Indiana State
Rushing TD	69 - Elijah Jackson, vs. Indiana State
Passing	54 - Kam Brown from Card, vs. Notre Dame
Passing TD	32 - Hudson Card to Max Klare, at Oregon State
Punt Return	20 - Dillon Thieneman, at Oregon State
Kick Return	33 - Elijah Jackson, vs. Indiana State
INT Return	-
Fumble Return	-
Punt	64 - Keelan Crimmins, vs. Notre Dame
Field Goal	45 - Spencer Portath, vs. Nebraska

BOILERMAKER OVERTIME GAMES

ALL-TIME OVERTIME RECORD: 6-10

LAST OVERTIME GAME: Dec. 30, 2021 vs. Tennessee - W, 48-45

OVERTIME AT HOME: 2-3 - AWAY: 3-4 - NEUTRAL: 1-2

Jan. 1, 2000	vs. #21 Georgia	L, 28-25 (OT) <i>Outback Bowl</i>
Oct. 21, 2000	at Wisconsin	W, 30-24 (OT)
Sept. 29, 2001	at Minnesota	W, 35-28 (OT)
Oct. 12, 2002	at Illinois	L, 31-38 (OT)
Nov. 15, 2003	at #4 Ohio State	L, 13-16 (OT)
Jan. 1, 2004	vs. #11 Georgia	L, 27-34 (OT) <i>Capital One Bowl</i>
Sept. 24, 2005	at Minnesota	L, 35-42 (2 OT)
Sept. 9, 2006	Miami (OH)	W, 38-31 (OT)
Sept. 13, 2008	#16 Oregon	L, 26-32 (2 OT)
Nov. 27, 2010	Indiana	L, 31-34 (OT)
Nov. 12, 2011	Ohio State	W, 26-23 (OT)
Oct. 20, 2012	at #7 Ohio State	L, 22-29 (OT)
Oct. 8, 2016	at Illinois	W, 34-31 (OT)
Nov. 17, 2018	Wisconsin	L, 44-47 (3 OT)
Nov. 30, 2019	Indiana	L, 41-44 (2 OT)
Dec. 30, 2021	vs. Tennessee	W, 48-45 (OT) <i>Music City Bowl</i>

PURDUE SHUTOUTS

Times Purdue Shut Out an Opponent: 181 (173 wins)

Last Shutout by Purdue: 49-0, vs. Indiana State, 8/31/2024

Largest Shutout Victory: 96-0, vs. Butler, 10/21/1893

Times an Opponent Shut Out Purdue: 124 (116 losses)

Last Time Purdue was Shut Out: 56-0, vs. Ohio State, 11/2/2013

Largest Shutout Loss: 56-0, vs. Ohio State, 11/2/2013
56-0, at Chicago, 11/9/1907

PURDUE HALL OF FAMERS

COLLEGE FOOTBALL HALL OF FAME (16)	Induction
Elmer Oliphant, HB, 1911-13	1955
Alex Agase, OL, 1943	1963
Cecil Isbell, HB, 1935-37	1967
Bob Griese, QB, 1964-66	1984
Chalmers "Bump" Elliot, HB, 1943-44	1989
Leroy Keyes, HB, 1966-68	1990
Mike Phipps, QB, 1967-69	2006
Mark Herrmann, QB, 1977-80	2010
Otis Armstrong, RB, 1970-72	2012
Dave Butz, DT, 1970-72	2014
Rod Woodson, CB, 1983-86	2016
Andy Smith, Coach, 1913-15	1955
Jim Phelan, Coach, 1922-29	1873
Jack Mollenkopf, Coach, 1956-69	1988
Jim Young, Coach, 1977-81	1999
William "Lone Star" Dietz, Coach, 1921	2012
John Luckhardt, 1966	2022

PRO FOOTBALL HALL OF FAME (4)

Len Dawson, QB, 1957-75	1987
Bob Griese, QB, 1967-80	1990
Hank Stram, Coach, 1960-74, 1976-77	2003
Rod Woodson, CB/S, 1987-2003	2009



ROSS-ADE HISTORY

- Ross-Ade Stadium was dedicated Nov. 22, 1924, ahead of its first game when Purdue hosted Indiana. The Boilermakers demolished their in-state foes in a 26-7 rout.
- The two men for whom the stadium is named after, David E. Ross and George Ade, were instrumental in building a stadium that has served as the backdrop for Purdue lore over the last 101 seasons. Ross conceived of the idea for a new stadium to replace Stuart Field, a 5,000-seat stadium that hosted Purdue Football from 1892 to 1924 and was located where the Elliot Hall of Music stands today.
- The original capacity for Ross-Ade Stadium in 1924 was 18,500, including standing room tickets. Over the years and several renovations, the capacity grew to its largest at 69,200 in 1970.
- The largest crowd ever to see a game at Ross-Ade is 71,629 against Indiana on Nov. 22, 1980, when Purdue outlasted the Hoosiers, 24-23, on the shoulders of consensus All-Americans quarterback (and current John Purdue Club Director of Leadership and Alumni Engagement) Mark Hermann and tight end Dave Young.
- Additional upgrades to the stadium included a new press box, luxury boxes and premium club areas in 2003 as a part of a \$70 million project. Permanent lighting was installed in 2017 and a new sound system in 2018.
- The Tyler Trent (T²) Student Gate was dedicated during the 2019 season in memory of Purdue superfan Tyler Trent who passed away at the age of 20 from osteosarcoma. The T² Gate was relocated to the south side of the stadium after the 2023 student section renovations were completed.

PHASE 1

The 2023 season saw the completion of the Phase I of a multi-phased renovation project at a cost of more \$45 million, fully funded by gifts to the John Purdue Club.

The three main enhancements to the stadium were the Tiller Tunnel, the south end zone student section and the team dining facility, which opened in July, on the north side of the stadium, bringing the total capacity up to 61,441

SOUTH END ZONE PROJECT

The Purdue student section and the All-American Marching Band have a new home in the south end zone of Ross-Ade Stadium. As a part of the Phase I project, the dedicated student section enhancements included the addition of a new Tyler Trent student entrance area, safe standing seats, patio and deck areas, rail seating, and enhanced concessions.

The completion of the bowl, in addition to the investment in the size of the concourse, allows for a more accessible fan experience as fans will now be able to traverse the entire stadium at the concourse level.

TILLER TUNNEL

The Boilermakers run onto Rohrman Field at Ross-Ade Stadium via the Tiller Tunnel. Completed in 2023, the tunnel provides direct access to the team back to the Kozuch Football Performance Center.

The tunnel is named in honor of the Purdue Hall of Fame inductee Joe Tiller, the winningest coach in the history of Purdue Football. Tiller left an incredible legacy on the program and Boilermakers everywhere. The result was 10 bowl games, including the 2001 Rose Bowl, and a Big Ten Conference championship in 2000.

ROSS-ADE QUICK FACTS

Stadium	Ross-Ade Stadium (1924)
Field Name	Rohrman Field (2019)
All-Time Ross-Ade Record	301-207-13
All-Time Home Record	394-251-25
Capacity	61,441
First Game	Purdue 26, Indiana 7 - 1924
Largest Crowd	71,629 vs. Indiana - 1980
Renovated	2002, 2023
Expanded	1930, 1949, 1955, 1964, 1696, 2023
Creators	David E. Ross - Purdue 1893 Inventor, Engineer, Businessman, Board of Trustees George Ade - Purdue 1887 Writer, Playwright, Newspaper Columnist, Board of Trustees

ROSS-ADE MILESTONES

- Nov. 22, 1924 - Purdue dedicates Ross-Ade Stadium, winning the Homecoming matchup over Indiana 26-7.
- 1975 - Prescription Athletic Turf is developed at Purdue is installed, a network of pipes connected to pumps capable of keeping the field playable.
- Nov. 22, 1980 - The largest crowd in Ross-Ade history, 71,629, views the game against Indiana.
- 2017 - Permanent lighting is installed at a cost of \$5.6 million.
- 2020 - Purdue installed a 150-foot, 4-inches wide and 56-foot, 9-inches high video board at the south end, more than four-times larger than the previous board built in 2007.
- Sept. 4, 2021 - The Boilermakers played their 500th game at Ross-Ade Stadium, defeating Oregon State 30-21 in front of a crowd of 53,656.
- Sat. 25, 2023 - Purdue defeated Indiana 35-31, recording its 300th victory at Ross-Ade Stadium.

ROSS-ADE RECORDS

RUSHING

Attempts	53 - Lorenzo White vs. Michigan State, 1985
Yards	350 - Eric Allen from Michigan State, 1971
TDs	4 - 7x last Kory Sheets vs. Miami Ohio, 2006
Longest	94 - Mike Pruitt vs. Iowa, 1974
Average	17.9 10-179 - Mike Pruitt vs. Iowa, 1974

PASSING

Attempts	73 - Dwayne Haskins from Ohio State, 2018
Completions	49 - Dwayne Haskins from Ohio State, 2018
Completions %	96% - Hudson Card vs. Indiana State, 2024
Yards	572 - David Blough vs. Missouri, 2018
TDs	6 - 3x last Curtis Painter vs. Eastern Illinois, 2007
INTs	6 - Dale Samuels vs. Miami Fla., 1950
Longest	99 - Brees to Sutherland vs. Northwestern, 1999

RECEIVING

Receptions	21 - Chris Daniels vs. Michigan State, 1999
Yards	301 - Chris Daniels vs. Michigan State, 1999
TDs	4 - Reggie Arnold vs. Iowa, 1977

TOTAL OFFENSE

Yards	590 - David Blough vs. Missouri, 2018
-------	---------------------------------------

SCORING

Points	25 - Cecil Isbell vs. Ohio, 1936
TDs	4 - many, last Kory Sheets vs. Michigan, 2008
FG Att.	6 - Rick Anderson vs. Michigan State, 1980; Chris Summers vs. Oregon, 2008
FG Made	5 - Rick Anderson vs. Michigan State, 1980
Longest FG	59 - Ralf Mojsiejenko from Michigan State, 1983 59 - Carson Wiggs vs. Toledo, 2009

INTERCEPTIONS

Most	3 - many, last Anthony Brown vs. Nebraska, 2015
Long Return	100 - David Brown Ohio State, 1986; Marlon Kerner Ohio State, 1993;
	Michael Hawthorne 65 yds and Billy Gustin 35 yds vs. UCF, 1998

RETURNS

Longest Punt Return	92 - Phil Mateja vs. Iowa, 1951
Longest Kick Return	100 - Stan Brown vs. Indiana, 1970; Jimmy Smith vs. Stanford, 1981

Additional records can be found on page 105 of the Purdue Football Record Book.



GAME 5 NOTES • Purdue at Wisconsin



273

Entering the 2024-25 NFL season, there have been 273 Boilermakers to appear on an active roster in the NFL.

325

Purdue has seen 325 of its players get drafted into the professional ranks of the NFL, AFL, USFL and XFL.

23

Twenty-three Boilermakers have been selected in the first round, most recently two-time Super Bowl champion George Karlaftis.

CURRENT BOILERMAKERS IN THE NFL

Payne Durham	Tampa Bay Buccaneers	Active
Charlie Jones	Cincinnati Bengals	Active
Sanoussi Kane	Baltimore Ravens	Active
George Karlaftis	Kansas City Chiefs	Active
Raheem Mostert	Miami Dolphins	Active
Aidan O'Connell	Las Vegas Raiders	Active
Tyrone Tracy Jr.	New York Giants	Active
Cory Trice Jr.	Pittsburgh Steelers	Active
Derrick Barnes	Detroit Lions	I.R.
David Bell	Cleveland Browns	I.R.
Ja'Whaun Bentley	New England Patriots	I.R.
Anthony Brown	Carolina Panthers	I.R.
Rondale Moore	Atlanta Falcons	I.R.
Markus Bailey	Arizona Cardinals	Practice
Jalen Graham	Washington Commanders	Practice
Reese Taylor	Denver Broncos	Practice

SUPER BOWL BOILERS

A Purdue Boilermaker has won 24 of the 58 Super Bowls. Twenty-four different Boilermakers have won the NFL's ultimate prize, while Purdue has been represented in 39 of the games.

Super Bowl	Player(s)	Team
I (1)	Len Dawson, Hank Stram !	Kansas City Chiefs
II (2)	None	
III (3)	None	
IV (4)	Len Dawson, Hank Stram ! *	Kansas City Chiefs
V (5)	None	
VI (6)	Tim Foley, Bob Griese	Miami Dolphins
VII (7)	Tim Foley, Bob Griese*	Miami Dolphins
VIII (8)	Tim Foley, Bob Griese*	Miami Dolphins
IX (9)	None	
X (10)	None	
XI (11)	None	
XII (12)	Otis Armstrong	Denver Broncos
XIII (13)	None	
XIV (14)	None	
XV (15)	None	
XVI (16)	Keena Turner*	San Francisco 49ers
XVII (17)	Dave Butz*	Washington Redskins
XVIII (18)	Dave Butz	Washington Redskins
XIX (19)	Keena Turner*	San Francisco 49ers
	Mark Brown	Miami Dolphins
XX (20)	None	
XXI (21)	Mark Jackson	Denver Broncos
XXII (22)	Dave Butz*	Washington Redskins
	Mark Jackson	Denver Broncos
XXXIII (23)	Keena Turner*	San Francisco 49ers
XXIV (24)	Keena Turner*	San Francisco 49ers
	Mark Jackson	Denver Broncos
XV (25)	None	
XVI (26)	None	
XVII (27)	None	
XVIII (28)	None	
XXIX (29)	None	
XXX (30)	Jim Schwartz*	Dallas Cowboys
	Rod Woodson	Pittsburgh Steelers
XXXI (31)	None	
XXXII (32)	None	
XXXIII (33)	None	
XXXIV (34)	Jeff Zgonina	St. Louis Rams
	Steve Jackson	Tennessee Titans
XXXV (35)	Rod Woodson*	Baltimore Ravens
XXXVI (36)	Matt Light, David Nugent*	New England Patriots
	Jeff Zgonina	St. Louis Rams
XXXVII (37)	Mike Alstott*	Tampa Bay Buccaneers
	Rod Woodson	Oakland Raiders
XXXVIII (38)	Roosevelt Colvin,	
	Brandon Gorin, Matt Light	
	Gene Mruczkowski*	New England Patriots
XXXIX (39)	Roosevelt Colvin,	
	Brandon Gorin, Matt Light	
	Gene Mruczkowski*	New England Patriots
	Ian Allen	Philadelphia Eagles
XL (40)	Chukky Okobi*	Pittsburgh Steelers
	Niko Koutouvides, Craig Terrill	Seattle Seahawks
XLI (41)	Gilber Gardner, John Standeford*	Indianapolis Colts
	Kyle Orton	Chicago Bears
XLII (42)	Roosevelt Colvin, Matt Light	New England Patriots
XLIII (43)	Chike Okefor	Arizona Cardinals
XLIV (44)	Drew Brees* #	New Orleans Saints
	Curtis Painter	Indianapolis Colts
XLV (45)	Mike Neal*	Green Bay Packers
XLVI (46)	Niko Koutouvides, Matt Light	
	Rob Ninkovich	New England Patriots
XLVII (47)	Bernard Pollard*	Baltimore Ravens
XLVIII (48)	Cliff Avril*	Seattle Seahawks
	Shaun Phillips	Denver Broncos
XLIX (49)	Rob Ninkovich*	New England Patriots
	Cliff Avril	Seattle Seahawks
L (50)	Kawann Short	Carolina Panthers
LI (51)	Rob Ninkovich*	New England Patriots
	Ricardo Allen	Atlanta Falcons
LII (52)	Jason King	New England Patriots
LIII (53)	Ja'Whaun Bentley*	New England Patriots
LIV (54)	Raheem Mostert,	
	Jacob Thieneman	San Francisco 49ers
LV (55)	None	
LVI (56)	Brycen Hopkins*	Los Angeles Rams
	Ricardo Allen, Markus Bailey	Cincinnati Bengals
LVII (57)	George Karlaftis*	Kansas City Chiefs
LVIII (58)	George Karlaftis*	Kansas City Chiefs

* Denotes winner | ! Denotes head coach | # Denotes Super Bowl MVP

DEN OF DEFENSIVE ENDS

Throughout its history, Purdue has produced many outstanding defensive ends, creating an institution unlike any other in college football - The Den of Defensive Ends.

The tradition of The Den of Defensive Ends dates to the days of Leo Sugar and Lamar Lundy from the late 1940s to the mid-1950s and Keena Turner in the late 1970s, but it has flourished more recently. While Purdue's high-powered offense has made headlines under head coaches Joe Tiller, Jeff Brohm and Ryan Walters, the Boilermakers' defense made a name for itself principally for the play of its ends.

CLIFF AVRIL (PURDUE 2004-07)

35 tackles-for-loss, 13 sacks at Purdue, All-Big Ten

AKIN AYODELE (PURDUE 1999-01)

54 tackles-for-loss, 29 sacks at Purdue 3-time All-Big Ten

ROSEVELT COLVIN (PURDUE 1995-98) - PURDUE HALL OF FAME - 2016

35 career sacks, 61 tackles-for-loss at Purdue, 2-time All-Big Ten Super Bowl XXXVIII, XXXIX champion

RAY EDWARDS (PURDUE 2003-05)

16 career sacks at Purdue

GEORGE KARLAFTIS (PURDUE 2019-21)

30.5 tackles-for-loss, 14.5 sacks, 3-time All-Big Ten, First Team All-America Super Bowl LVII, LVIII champion

RYAN KERRIGAN (PURDUE 2007-10) - PURDUE HALL OF FAME - 2018

14 forced fumbles, 2-time All-Big Ten, All-America, Big Ten DPOTY 4-time Pro Bowl selection

LAMAR LUNDY (PURDUE 1954-56) - PURDUE HALL OF FAME - 1995

Team MVP, 2-time All-Big Ten

ROB NINKOVICH (PURDUE 2004-05)

16 career sacks at Purdue, All-Big Ten Super Bowl XLIX, LI champion

CHIKE OKEAFOR (PURDUE 1994-96, 1998)

318 tackles, 15 sacks at Purdue, All-Big Ten

SHAUN PHILLIPS (PURDUE 2000-03)

60.5 tackles-for-loss, 33.5 sacks at Purdue, All-Big Ten

ANTHONY SPENCER (PURDUE 2003-06)

44 tackles-for-loss, 21.0 sacks at Purdue, All-Big Ten, All-America

LEO SUGAR (PURDUE 1949-51) - PURDUE HALL OF FAME - 2006

2-time All-Big Ten, All-America

KEENA TURNER (PURDUE 1976-79) - PURDUE HALL OF FAME - 2006

58 tackles-for-loss at Purdue, 2-time All-Big Ten Super Bowl XVI, XIX, XXII, XXIV champion

CRADLE OF QUARTERBACKS

The Cradle of Quarterbacks has evolved over the last 70 years as a defining feature of Purdue football. Boilermakers have set numerous NCAA and Big Ten Conference records, many have been chosen as All-Americans and national awards winners or finalists.

Fifteen former Purdue signal-callers have gone on to play in the National Football League. Drew Brees, Dawson and Griese combined to win four Super Bowls. Purdue is one of just two universities that can claim three Super Bowl champs at the position. (Alabama)

The reference to Cradle of Quarterbacks was added in the late 1970s when the poster was updated to include Mark Herrmann.

DREW BREES (PURDUE 1997-00) - PURDUE HALL OF FAME - 2009

11,792 yards, 90 touchdowns at Purdue, 61.1% comp. All-America, Maxwell Award, 3-time All-Big Ten Super Bowl XLIV MVP & champion, 13-time Pro Bowler

SCOTT CAMPBELL (PURDUE 1980-83)

7,636 yards, 45 touchdowns at Purdue

GARY DANIELSON (PURDUE 1970-72) - PURDUE HALL OF FAME - 2012

2,748 yards, 14 touchdowns at Purdue, College Football Analyst for CBS

LEN DAWSON (PURDUE 1954-56) - PURDUE HALL OF FAME - 1996

3,325 yards, 29 touchdowns at Purdue Three-time All-Big Ten, 1956 First Team All-America Super Bowl IV champion, Super Bowl IV MVP, 1987 Pro Football Hall of Fame

BOB D'MOSS (PURDUE 1945-48) - PURDUE HALL OF FAME - 1999

2,759 yards, 23 touchdowns at Purdue, Purdue Head Coach (1970-72)

JIM EVERETT (PURDUE 1981-85) - PURDUE HALL OF FAME - 1999

7,411 yards, 43 touchdowns at Purdue, 1985 All-Big Ten, Pro Bowler

BOB GRIESE (PURDUE 1964-66) - PURDUE HALL OF FAME - 1994

4,541 yards, 28 touchdowns at Purdue 1966 Big Ten Player of the Year, 2-time All-America, 2-time All-Big Ten Super Bowl VII & VIII champion, 6-time Pro Bowl, Pro Football Hall of Fame

MARK HERRMANN (PURDUE 1977-80) - PURDUE HALL OF FAME - 1997

9,946 yards, 71 touchdowns at Purdue 4-time All-Big Ten, Sammy Baugh Award, College Football Hall of Fame

KYLE ORTON (PURDUE 2001-04)

9,337 yards, 63 touchdowns at Purdue, 2-time All-Big Ten

CURTIS PAINTER (PURDUE 2005-08)

11,163 yards, 67 touchdowns at Purdue

MIKE PHIPPS (PURDUE 1967-69) - PURDUE HALL OF FAME - 1995

5,423 yards, 37 touchdowns 1969 Consensus All-America, 2-time All-Big Ten, College Football Hall of Fame

DALE SAMUELS (PURDUE 1950-52) - PURDUE HALL OF FAME - 2001

3,161 yards, 27 touchdowns at Purdue





TEAM GAME-BY-GAME STATS

Game	ISU	ND	OSU	NEB	WIS	ILL	ORE	NU	OSU	PSU	MSU	IND	Total
Points	49	7	21	10									87-21.8
	0	66	38	28									132-33.0
Total Offense	583	162	319	224									1,288
	154	578	445	405									1,582
Total Plays	66	49	47	58									218
	53	70	75	56									256
Yards Per Play	8.8	3.3	6.8	4.0									6.8
	2.9	8.3	5.9	7.0									7.7
First Downs	26	6	13	12									57
	11	27	25	25									88
Rush Attempts	31	25	30	31									117
	43	44	57	32									176
Yards Rushing	248	38	263	50									599
	104	362	341	161									968
Yards Per Rush	8.0	1.5	8.8	1.6									5.1
	2.4	8.2	6.0	5.0									5.5
Rushing Touchdowns	3	0	2	0									5
	0	6	4	2									12
Passing Completions	30	11	7	18									66
	5	18	10	16									49
Passing Attempts	35	24	17	25									101
	10	26	18	26									80
Completion %	85.7	45.8	41.2	72.0									65.3
	50.0	69.2	55.6	61.5									61.3
Passing Yards	335	124	56	174									689
	50	216	104	244									614
Passing Touchdowns	4	1	1	1									7
	0	2	0	1									3
Had Intercepted	0	2	1	1									4
	0	0	0	0									0
Field Goals	0-0	0-0	0-0	1-2									1-2
	0-1	1-1	1-2	0-3									2-7
Punting No.-Avg.	3-46.7	10-47.3	4-43.2	6-43.0									23-45.4
	10-37.4	4-37.5	2-53.0	3-34.3									19-38.6
Time of Possession	29:31	24:17	19:45	29:42									25:49
	30:29	35:43	40:15	30:18									34:11
Third Downs	7-12	1-12	2-9	7-15									17-48
	1-12	7-12	7-14	1-8									16-46
Fourth Downs	1-1	0-1	0-2	0-0									1-4
	0-0	0-0	1-3	1-1									2-4
Red-Zone Scoring	5-5	1-1	2-4	1-2									9-12
	0-0	4-4	4-5	2-4									10-13
Red Zone TDs-FGs	5-0	1-0	2-0	1-0									9-0
	0-0	4-0	3-1	2-0									9-1
Turnovers	0	2	2	1									5
	0	0	0	0									0
Points off Turnovers	0	0	0	0									0
	0	14	7	7									28
Penalties	11-110	7-68	2-25	13-165									33-1,044
	2-16	5-40	6-47	11-94									24-197
Punt Returns	4-43-0	0-0-0	1-20-0	0-0-0									5-12.6
	0-0-0	4-35-0	1-(-2)-0	3-9-0									8-5.3
Kick Returns	1-33-0	3-61-0	0-0-0	1-27-0									5-24.2
	3-66-0	0-0-0	3-46-0	1-8-0									7-17.1
Interception Returns	0-0-0	0-0-0	0-0-0	0-0-0									0-0-0
	0-0-0	2-38-1	1-20-1	1-35-1									4-93-3
Fumble-Lost	1-1	1-0	2-1	0-0									4-2
	0-0	0-0	0-0	0-0									0-0
Sacks	3-8	3-17	2-14	1-8									9-47
	2-8	4-40	0-0	3-35									11-83
Tackles-for-Loss	11-25	4-18	6-25	2-10									23-78
	4-10	5-43	4-7	9-51									22-111
Breakups	1	1	2	3									7
	0	4	4	3									11





OFFENSIVE STARTERS

	QB	RB/WR	TE/WR	WR/TE/RB	WR	WR	LT	LG	C	RG	RT
INDIANA STATE	Card	Mockobee	M. Klare	Biber	Edrine	Rigby	Sales Jr.	Moussa	Hartwig	Wingfield	Mbow
NOTRE DAME	Card	Mockobee	M. Klare	Tibbs	Edrine	Rigby	Stewart	Moussa	Hartwig	Wingfield	Mbow
Oregon State	Card	Mockobee	M. Klare	Tibbs	Morrisette	Rigby	Stewart	Moussa	Hartwig	Wingfield	Mbow
NEBRASKA	Card	Mockobee	M. Klare	Tibbs	Morrisette	Rigby	Stewart	Moussa	Hartwig	Wingfield	Mbow
Wisconsin											
Illinois											
OREGON											
NORTHWESTERN											
Ohio State											
PENN STATE											
Michigan State											
Indiana											

DEFENSIVE STARTERS

	DL	DL	DL	OLB/DL	OLB	LB	LB/DB	LB/DB	DB	DB	DB
INDIANA STATE	Brevard	M'Ba	Lewis	Heldt	Sillah	Jenkins	Grant	M. Brown	Breedlove	Stevens	Thieneman
NOTRE DAME	Brevard	M'Ba	Anderson	Heldt	Sillah	Jenkins	Grant	M. Brown	Breedlove	Stevens	Thieneman
Oregon State	Brevard	M'Ba	Anderson	Heldt	Sillah	Jenkins	Grant	M. Brown	Breedlove	Stevens	Thieneman
NEBRASKA	Brevard	M'Ba	Anderson	Heldt	Sillah	Jenkins	Karlaftis	M. Brown	Green	Jefferson II	Thieneman
Wisconsin											
Illinois											
OREGON											
NORTHWESTERN											
Ohio State											
PENN STATE											
Michigan State											
Indiana											

CAREER STARTS *AT PREVIOUS SCHOOL

OFFENSE	Position	19/20	21	22	23	24	Total	Consecutive	DEFENSE	Position	19	20	21	22	23	24	Total	Consecutive
Drew Biber	TE	--	--	--	--	1	1	1	Joe Anderson	DL	--	--	--	--	--	3	3	3
George Burhenn	TE	--	--	--	1		1		Kyndrich Breedlove	DB	--	--	--	--	--	3	3	
Kam Brown	WR	4*	8*	10*	8*		30		Cole Brevard	DT	--	--	--	--	12	4	16	16
Hudson Card	QB	--	2*	3*	11	4	20	5	Markevious Brown	DB	--	--	--	--	12	4	16	16
Jayden Dixon-Veal	WR	--	--	--	5		5		Tarrion Grant	DB	--	--	--	--	--	3	3	
Jahmal Edrine	WR	--	--	9*		2	11		Nyland Green	DB	--	--	--	--	--	1	1	1
Ben Furtney	FB	--	--	2			2		Will Heldt	RUSH	--	--	--	--	--	4	4	4
Jalen Grant	OL	--	--	--	12		12		Joseph Jefferson II	DB	--	--	--	--	--	1	1	1
Luke Griffin	OL	1*	6*	1*			8		Kydran Jenkins	LB	--	--	10	14	12	4	40	31
Gus Hartwig	OL	3	13	11	9	4	40	13	Yanni Karlaftis	LB	--	--	--	--	8	1	9	1
Max Klare	TE	--	--	--	4	4	8	4	Damarjhe Lewis	DL	--	--	2	--	--	1	3	
Reggie Love III	RB	--	--	1*	7*		8		Jeffrey M'ba	DL	--	--	--	--	--	4	4	4
Marcus Mbow	OL	--	--	14	6	4	24	4	Jireh Ojata	RUSH	6*	10*	10*	10*			36	
Bennett Meredith	QB	--	--	--	1		1		Derrick Rogers Jr	DB	--	--	--	--	4		4	
Devin Mockobee	RB	--	--	7	4	4	15	4	Shitta Sillah	RUSH	--	3*	5*	1*	3*	4	16	4
De'Nylon Morrisette	WR	--	--	--	--	2	2	2	Antonio Stevens	DB	--	--	--	--	3	3	6	
Mahamane Moussa	OL	--	--	9	9	3	23	5	Dillon Thieneman	DB	--	--	--	--	--	12	4	16
Shamar Rigby	WR	--	--	--	--	4	4	4	Salim Turner-Muhammad	DB	--	5*	1*	1*			7	
Joshua Sales Jr.	OL	--	--	4	--	1	5											
Andrew Sowinski	WR	--	--	4	2		6											
Corey Stewart	OL	--	7*	9*	12*	3	31	3										
Jaron Tibbs	WR	--	--	--	1	3	4	3										
DJ Wingfield	OL	--	--	1*	9*	4	14	4										

GAME-BY-GAME LEADERS

Game	Rushing Attempts	Rushing Yards	Passing Yards	Receptions	Receiving Yards	All-Purpose Yards	Tackles	Tackles For Loss
INDIANA STATE	Mockobee - 11	Mockobee - 89	Card - 273	Klare - 5	Klare - 71	Jackson - 116	Heldt/Stevens - 7	Heldt - 3.0
NOTRE DAME	Love III - 10	Love III - 61	Card - 124	Klare - 3	Brown - 52	Love III & Jackson - 61	Thieneman - 9	Thieneman & 2 others - 1.0
Oregon State	Mockobee - 16	Mockobee - 168	Card - 56	Klare - 2	Klare - 46	Mockobee - 168	Jenkins - 16	Jenkins - 3.0
NEBRASKA	Mockobee - 13	Mockobee - 41	Card - 174	Tibbs - 5	Tibbs - 46	Mockobee - 55	Jefferson II/Thieneman - 9	Brevard/Berglund - 1.0
Wisconsin								
Illinois								
OREGON								
NORTHWESTERN								
Ohio State								
PENN STATE								
Michigan State								
Indiana								



DRIVE CHART (PURDUE/OPPONENT)

Game	Possessions	TDs	FGs		Fum.	Int.	Safety	Punt	Downs	Half	Game	80+Yard	3-And
			Made	Attempted									Out
INDIANA STATE	11/12	7/0	0/0	0/1	1/0	0/0	0/0	3/10	0/0	0/1	0/1	1/0	0/6
NOTRE DAME	15/14	1/8	0/1	0/1	0/0	2/0	0/0	10/4	1/0	1/0	0/1	0/1	8/4
Oregon State	12/11	3/4	0/1	0/2	1/0	1/0	0/0	4/2	2/2	1/0	0/1	0/1	4/1
NEBRASKA	11/10	1/4	1/0	2/3	0/0	1/0	0/0	6/3	0/0	1/0	0/1	0/0	5/0
Wisconsin													
Illinois													
OREGON													
NORTHWESTERN													
Ohio State													
PENN STATE													
Michigan State													
Indiana													
TOTALS	49/47	12/16	1/2	2/6	2/0	4/0	0/0	23/19	3/2	3/1	0/4	1/2	17/11

PURDUE SCORING DRIVES

vs. Indiana State (7)

Qtr	Res.	Players/Play	Plays	Yards	TOP
1	TD	Card to Klare 9-yard pass	8	55	3:41
2	TD	Card to Tibbs 8-yard pass	7	76	3:05
2	TD	Card to Morrisette 8-yard pass	3	57	1:13
3	TD	Love III 6-yard rush	9	66	4:11
3	TD	Card to L. Smith 31-yard pass	4	50	1:34
4	TD	Jackson 69-yard rush	5	91	2:20
4	TD	Merriweather 4-yard rush	5	35	1:48

at Ohio State

Qtr	Res.	Players/Play	Plays	Yards	TOP
-----	------	--------------	-------	-------	-----

vs. Penn State

Qtr	Res.	Players/Play	Plays	Yards	TOP
-----	------	--------------	-------	-------	-----

at Michigan State

Qtr	Res.	Players/Play	Plays	Yards	TOP
-----	------	--------------	-------	-------	-----

vs. Notre Dame (1)

Qtr	Res.	Players/Play	Plays	Yards	TOP
3	TD	Card to Morrisette 5-yard pass	6	75	3:08

at Indiana

Qtr	Res.	Players/Play	Plays	Yards	TOP
-----	------	--------------	-------	-------	-----

at Oregon State (3)

Qtr	Res.	Players/Play	Plays	Yards	TOP
2	TD	Card to Klare 32-yard pass	2	47	0:57
4	TD	Love III 2-yard rush	7	75	3:01
4	TD	Mockabee 3-yard rush	6	75	2:58

vs. Nebraska (2)

Qtr	Res.	Players/Play	Plays	Yards	TOP
3	FG	Porath 45-yards	13	55	8:08
4	TD	Card to L. Smith 15-yard pass	12	75	4:09

at Wisconsin

Qtr	Res.	Players/Play	Plays	Yards	TOP
-----	------	--------------	-------	-------	-----

at Illinois

Qtr	Res.	Players/Play	Plays	Yards	TOP
-----	------	--------------	-------	-------	-----

vs. Oregon

Qtr	Res.	Players/Play	Plays	Yards	TOP
-----	------	--------------	-------	-------	-----

vs. Northwestern

Qtr	Res.	Players/Play	Plays	Yards	TOP
-----	------	--------------	-------	-------	-----

BY YARDAGE

Scoring Drives					Touchdowns				
Yardage	Purdue		Opponent		Purdue		Opponent		
	TD	FG	TD	FG	Ru.	Pa.	Other	Ru.	Pa.
0-9					4	4	4	2	
10-19					1		3		
20-29						2	1	1	
30-39	1		2		2		1	2	
40-49	1		1				1		
50-59	3	1	3	1					
60-69	1		3		1				
70-79	5		5				1		
80-89			1	1					
90-99	1								

FIRST DRIVES BY PURDUE

	1st Half	2nd Half
INDIANA STATE	Touchdown	Touchdown
NOTRE DAME	Punt	Downs
Oregon State	Fumble	Punt
NEBRASKA	Punt	Field Goal
Wisconsin		
Illinois		
OREGON		
NORTHWESTERN		
Ohio State		
PENN STATE		
Michigan State		
Indiana		

FIRST DRIVES BY OPPONENTS

	1st Half	2nd Half
INDIANA STATE	Punt	Punt
NOTRE DAME	Touchdown	Touchdown
Oregon State	Downs	Downs
NEBRASKA	Punt	Touchdown
Wisconsin		
Illinois		
OREGON		
NORTHWESTERN		
Ohio State		
PENN STATE		
Michigan State		
Indiana		





LONG PLAY CHART (30 YARDS OR MORE)

Yds	Type	Players	Opponent
69	Rush	Jackson*	Indiana State
63	Rush	Mockobee	Oregon State
52	Pass	Card to K. Brown	Notre Dame
43	Pass	Card to Klare	Indiana State
36	Rush	Mockobee	Indiana State
33	Return	Jackson	Indiana State
32	Pass	Card to Klare*	Oregon State
31	Pass	Card to L. Smith*	Indiana State

* Touchdown scored on play

LONGEST PLAYS BY PLAYER

	No.	TD	Rush	Rec.	KR	Pr	Int	Fum
Kam Brown	1			1				
Elijah Jackson	2	1	1		1			
Max Klare	2	1		2				
Devin Mockobee	2		2					
Leland Smith	1	1		1				
TOTALS	8	3	3	4	1			

LONGEST PLAYS BY QUARTERBACK

	No.	TD	30-39	40-59	60-79	80-99	Rush
Hudson Card	4	2	2	2			

LONG PLAYS BY YARDS

	No.	TD
100+		
90-99		
80-89		
70-79		
60-69	2	1
50-59	1	
40-49	1	
30-39	4	2

LONG PLAYS BY PLAY TYPE

	No.	TD
Rushing	3	1
Passing	4	2
Punt Returns		
Kick Returns	1	
Interceptions		
Fumble Returns		
Other		
TOTALS	8	3

REDZONE RECAP

PURDUE SCORED									FAILED TO SCORE						
	Att	Scores	Points	TDs	Rush	Pass	FGM		FGA	Downs	INT	FUM	Half	Game	
INDIANA STATE	5	5	35	5	2	3	0		0	0	0	0	0	0	0
NOTRE DAME	1	1	7	1	0	1	0		0	0	0	0	0	0	0
Oregon State	4	2	14	2	2	0	0		0	1	0	1	0	0	0
NEBRASKA	2	1	7	1	0	1	0		1	0	0	0	0	0	0
Wisconsin															
Illinois															
OREGON															
NORTHWESTERN															
Ohio State															
PENN STATE															
Michigan State															
Indiana															
TOTALS	10	8	56	8	4	4	0		0	1	0	1	0	0	0

OPPONENT SCORED									FAILED TO SCORE						
	Att	Scores	Points	TDs	Rush	Pass	FGM		FGA	Downs	INT	FUM	Half	Game	
INDIANA STATE	0	0	0	0	0	0	0		0	0	0	0	0	0	0
NOTRE DAME	4	4	28	4	3	1	0		0	0	0	0	0	0	0
Oregon State	5	4	24	3	3	0	1		0	1	0	0	0	0	0
NEBRASKA	4	2	14	2	1	1	0		2	0	0	0	0	0	0
Wisconsin															
Illinois															
OREGON															
NORTHWESTERN															
Ohio State															
PENN STATE															
Michigan State															
Indiana															
TOTALS	9	8	52	7	6	1	1		0	1	0	0	0	0	0

MISC. PASSING STATS

Games 30+ Completions

Player	20	21	22	23	24	Total
Hudson Card			1*	1		2

Games without an Interception (min. 20 passing attempts)

Player	20	21	22	23	24	Total
Hudson Card		2*	3*	6	1	12

Games 300-Yards Passing

Player	20	21	22	23	24	Total
Hudson Card			1*	1		2

Games with Multiple Passing Touchdowns

Player	20	21	22	23	24	Total
Hudson Card		1*	2*	5	1	9

Completions 30 Yards or More

Player	20	21	22	23	24	Total
Hudson Card		4*	3*	12	4	22

Completions 50 Yards or More

Player	20	21	22	23	24	Total
Hudson Card		1*		2	1	4

* At a previous school

MISC. RUSHING STATS

Games with 100-Yards Rushing

Player	20	21	22	23	24	Total
Reggie Love III				2*		2
Devin Mockobee			4	2	1	7

Games with a Rushing Touchdown

Player	20	21	22	23	24	Total
Hudson Card		1*		5		6
Elijah Jackson					1	1
Reggie Love III			2*	3*	2	7
Jaheim Merriweather					1	1
Devin Mockobee			9	6	1	16

Games with Multiple Rushing Touchdowns

Player	20	21	22	23	24	Total
Reggie Love III				1*		1

20-Yard Rushes at Purdue

Player	20	21	22	23	24	Total
Hudson Card				3		3
Elijah Jackson					1	1
Reggie Love III					2	2
Devin Mockobee			5	6	4	15

* At a previous school



MISC. RECEIVING STATS

Games with a Reception

Player	20	21	22	23	24	Total
Drew Biber			1	1	2	4
Kam Brown		7*	11*	8*	2	28
George Burhenn				1	1	2
Jayden Dixon-Veal				7	2	9
Jahmal Edrine		1*	10*		2	13
Ben Furtney				1		1
Max Klare				5	4	9
Reggie Love III		2*	4*	6*	2	14
Devin Mockobee			11	9	3	23
De'Nylon Morrisette			2*		4	6
Shamar Rigby					3	3
CJ Smith				5*		5
Leland Smith					4	4
Andrew Sowinski		2	6	1	2	11
Jaron Tibbs				3	3	6
Jesse Watson					1	1

Games with 5+ Catches

Player	20	21	22	23	24	Total
Kam Brown		1*	1*			2
George Burhenn				1		1
Jahmal Edrine			2*			2
Max Klare				1	1	2
Jaron Tibbs					1	1

Games with 100 Yards Receiving

Player	20	21	22	23	24	Total
Kam Brown			1*	1*		2
Jahmal Edrine				1*		1

Games with a Receiving Touchdown

Player	20	21	22	23	24	Total
Drew Biber				1		1
Kam Brown		1*	3*	2*		6
George Burhenn				1		1
Jayden Dixon-Veal				1		1
Jahmal Edrine			4*			4
Max Klare					2	2
Devin Mockobee				1		1
De'Nylon Morrisette					2	2
Leland Smith					2	2
Jaron Tibbs					1	1

Games with Multiple Receiving Touchdowns

Player	19	20	21	22	23	Total
Jahmal Edrine				2*		2

30-Yard Receptions at Purdue

Player	20	21	22	23	24	Total
Kam Brown					1	1
Max Klare					2	2
Devin Mockobee				1		1
Leland Smith					1	1

50-Yard Receptions at Purdue

Player	19	20	21	22	23	Total
Kam Brown					1	1

* At a previous school

MISC. DEFENSIVE STATS

Games with Double-Digit Tackles

Player	20	21	22	23	24	Total
Joseph Jefferson II					1	1
Kydran Jenkins					1	1
Dillon Thieneman				4	1	5

Games with a Tackle for Loss (including assisted TFLs)

Player	19/20	21	22	23	24	Total
Botros Alisandro				1		1
Joe Anderson		1		3		4
Winston Berglund				1		1
Kyndrich Breedlove				1*	1	2
Cole Brevard				3	2	5
Markevious Brown				1*	3	4
Jamarius Dinkins		1*	1*	1*		3
Nyland Green				1*		1
Will Heldt				1	3	4
Joseph Jefferson II					1	1
Kydran Jenkins		5	7	11	3	26
Yanni Karlaftis				1	3	4
Damarjhe Lewis			1		2	3
CJ Madden					1	1
Jeffrey M'Ba				1*	3	4
Jireh Ojata		/3*	9*	9*	8*	29
Mo Omonode				1*	2	4
Shitta Sillah		1/3*	3*		3*	12
Sterling Smith					1*	1
Antonio Stevens					1	1
Dillon Thieneman				2	1	3
Salim Turner-Muhammad		1*				1

Games with Multiple Tackles for Loss

Player	19/20	21	22	23	24	Total
Will Heldt					1	1
Kydran Jenkins		2	2	2	2	8
Damarjhe Lewis					1	1
Jireh Ojata		/2*	4*	4*	6*	16
Mo Omonode					1	1

Games with Multiple Tackles for Loss (contd.)

Player	19/20	21	22	23	24	Total
Shitta Sillah		1*/	1*		1	3

Games with a Sack (including half sacks)

Player	19/20	21	22	23	24	Total
Winston Berglund					1	1
Cole Brevard				1		1
Markevious Brown				1		1
Jamarius Dinkins				1*		1
Kydran Jenkins		5	4	7	3	19
Will Heldt					2	2
Yanni Karlaftis				1	3	4
Jeffrey M'Ba				1*	1	2
Jireh Ojata		/2*	9*	6*	6*	23
Mo Omonode				1	2	3
Shitta Sillah		1/3*	1*		2*	8
Dillon Thieneman					1	1

Games with Multiple Sacks

Player	19/20	21	22	23	24	Total
Kydran Jenkins			1	1	1	3
Will Heldt					1	1
Jireh Ojata		4*	3*	4*		11
Mo Omonode				1		1

Games with an Interception

Player	19/20	21	22	23	24	Total
Botros Alisandro				1		1
Shitta Sillah		/1*				1
Dillon Thieneman				5		5

* At a previous school





GAME 5 NOTES • Purdue at Wisconsin



PASSING CAREER HIGHS *AT PREVIOUS SCHOOL

PLAYER	COMPLETIONS	ATTEMPTS	TOUCHDOWNS	YARDS	LONG
Hudson Card	32, vs. Syracuse, 9/16/23	46, vs. Syracuse, 9/16/23	4, vs. Indiana State, 8/31/24	323, vs. Syracuse, 9/16/23	84, vs. Fresno State, 9/2/23
Ryan Browne	12, at Northwestern, 11/18/23	16, at Northwestern, 11/18/23	-	104, at Northwestern, 11/18/23	28, at Northwestern, 11/18/23
Bennett Meredith	5, at Northwestern, 11/18/23	7, at Northwestern, 11/18/23	-	36, at Northwestern, 11/18/23	21, at Northwestern, 11/18/23

RUSHING CAREER HIGHS *AT PREVIOUS SCHOOL

PLAYER	ATTEMPTS	YARDS	TOUCHDOWNS	LONG
Hudson Card	13, vs. Wisconsin, 9/22/23	97, vs. Indiana, 11/25/23	1, 5x, last vs. Indiana, 11/25/23	32, vs. UTSA, 9/17/22*
Elijah Jackson	3, vs. Indiana State, 8/31/24	83, vs. Indiana State, 8/31/24	1, vs. Indiana State, 8/31/24	69, vs. Indiana State, 8/31/24
Reggie Love III	24, vs. Indiana, 11/11/23*	140, vs. Indiana, 11/11/23*	2, vs. Indiana, 11/11/23*	61, vs. FAU, 9/23/23*
Jaheim Merriweather	4, vs. Indiana State, 8/31/24	12, vs. Indiana State, 8/31/24	1, vs. Indiana State, 8/31/24	4, vs. Indiana State, 8/31/24
Devin Mockobee	30, vs. Nebraska, 10/15/22	178, vs. Nebraska, 10/15/22	1, 16 times	68, at Minnesota, 10/1/22
Ryan Browne	21, at Northwestern, 11/18/23	85, at Northwestern, 11/18/23	-	12, at Northwestern, 11/18/23
Bennett Meredith	4, at Northwestern, 11/18/23	7, at Northwestern, 11/18/23	-	11, at Northwestern, 11/18/23
De'Nylon Morrisette	1, at South Carolina, 9/17/22*	8, at South Carolina, 9/17/22*	-	8, at South Carolina, 9/17/22*
CJ Smith	1, vs. Ball State, 9/9/23*	4, vs. Ball State, 9/9/23*	-	4, vs. Ball State, 9/9/23*

RECEIVING CAREER HIGHS *AT PREVIOUS SCHOOL

PLAYER	RECEPTIONS	YARDS	TOUCHDOWNS	LONG
Drew Biber	3, 2x last vs. Nebraska, 9/28/24	24, vs. Nebraska, 9/28/24	-	13, vs. Indiana State, 8/31/24
George Burhenn	5, vs. Indiana, 11/25/23	74, vs. Indiana, 11/25/23	1, vs. Indiana, 11/25/23	46, vs. Indiana, 11/25/23
Kam Brown	5, 2x last vs. Washington, 9/30/22*	115, vs. Pitt, 12/30/22*	1, 6 times*	67, vs. N.C. Central, 9/16/23*
Jayden Dixon-Veal	4, 2x last at Michigan, 11/4/23	38, at Nebraska, 10/28/23	1, at Nebraska, 10/28/23	29, at Nebraska, 10/28/23
Jahmal Edrine	9, at Ohio, 9/3/22*	109, at MTSU, 11/19/22*	2, 2x last at MTSU, 11/19/22*	45, at MTSU, 11/19/22*
Ben Furtney	1, at Maryland, 10/8/22	20, at Maryland, 10/8/22	-	20, at Maryland, 10/8/22
Max Klare	8, at Virginia Tech, 9/9/23	71, vs. Indiana State, 8/31/24	1, 2x last at Oregon State, 9/21/24	43, vs. Indiana State, 8/31/24
Reggie Love III	2, 2x last at Iowa 11/18/23*	14, at Iowa, 11/18/23*	-	11, vs. FAU, 9/23/23*
Devin Mockobee	6, vs. Michigan, 12/3/22	59, vs. Florida Atlantic, 09/24/22	1, vs. Indiana, 11/25/23	28, vs. Florida Atlantic, 09/24/22
De'Nylon Morrisette	2, 4x last vs. Notre Dame, 9/14/24	27, vs. Indiana State, 8/31/24	1, 2x last vs. Notre Dame, 9/14/24	19, vs. Indiana State, 8/31/24
Shamar Rigby	2, vs. Indiana State, 8/31/24	13, vs. Indiana State, 8/31/24	-	8, vs. Indiana State, 8/31/24
CJ Smith	2, UT Martin, 9/2/23*	57, vs. UT Martin, 9/2/23*	-	47, vs. UT Martin, 9/2/23*
Leland Smith	2, 2x last at Oregon State, 9/21/24	47, vs. Indiana State, 8/31/24	1, 2x last vs. Nebraska, 9/28/24	31, vs. Indiana State, 8/31/24
Andrew Sowinski	4, vs. Nebraska, 10/15/22	34, vs. Nebraska, 10/15/22	-	23, vs. Michigan, 12/3/22
Jaron Tibbs	5, vs. Nebraska, 9/28/24	46, vs. Nebraska, 9/28/24	1, vs. Indiana State, 8/31/24	19, vs. Nebraska, 9/28/24
Jesse Watson	1, vs. Indiana State, 8/31/24	16, vs. Indiana State, 8/31/24	-	16, vs. Indiana State, 8/31/24

KICKING/PUNTING CAREER HIGHS *AT PREVIOUS SCHOOL

PLAYER	PUNTS	LONG	INSIDE 20	FG MADE	LONG
Keelan Crimmins	10, vs. Notre Dame, 9/14/24	64, vs. Notre Dame, 9/14/24	3, vs. Notre Dame, 9/14/24	-	-
Ben Freehill	-	-	-	3, vs. Indiana, 11/25/23	44, vs. Indiana, 11/25/23
RJ Lopez	-	-	-	2, 2x last vs. Wash. State, 10/7/23*	47, vs. Coastal Carolina, 9/2/23*
Spencer Porath	-	-	-	1, vs. Nebraska, 9/28/24	45, vs. Nebraska, 9/28/24

RETURNS CAREER HIGHS *AT PREVIOUS SCHOOL

PLAYER	KICK RETURN LONG	KICK RETURN TOUCHDOWN	PUNT RETURN LONG	PUNT RETURN TOUCHDOWN
Elijah Jackson	33, vs. Indiana State, 8/31/24	-	-	-
Reggie Love III	30, vs. Mississippi State, 1/2/23*	-	-	-
Devin Mockobee	19, vs. Ohio State, 10/14/23	-	-	-
Andrew Sowinski	-	-	14, 2x last vs. Indiana State, 8/31/24	-
Dillon Thieneman	-	-	20, at Oregon State, 9/21/24	-





DEFENSIVE CAREER HIGHS *AT PREVIOUS SCHOOL

PLAYER	TACKLES	SACKS	TACKLES-FOR-LOSS	INTERCEPTIONS
Botros Alisandro	7, at Michigan, 11/4/23	-	1.0, vs. Wisconsin, 9/22/23	1, vs. Wisconsin, 9/22/23
Joe Anderson	4, vs. Tennessee, 12/30/21	-	1.0, 2x last vs. Wisconsin, 9/22/23	-
Winston Berglund	5, vs. Nebraska, 9/28/24	1.0, vs. Nebraska, 9/28/24	1.0, vs. Nebraska, 9/28/24	-
Kyndrich Breedlove	5, 3x last at Oregon State, 9/21/24	-	1.0, 2x last vs. Indiana State, 8/31/24	-
Cole Brevard	3, vs. Illinois, 9/30/23	1.0, at Michigan, 11/4/23	1.0, 4x last vs. Nebraska, 9/28/24	-
Anthony Brown	2, vs. Notre Dame, 9/14/24	-	-	-
Markevious Brown	9, vs. Fresno State, 9/2/23	1.0, vs. Illinois, 9/30/23	1.0, 4x last at Iowa, 10/7/23	-
Jamarius Dinkins	3, 3x last vs. Notre Dame, 9/14/24	1.0, vs. Louisville, 11/26/22*	1.0, 2x last vs. Ball State, 9/2/23*	-
Tarrion Grant	3, at Oregon State, 9/21/24	-	-	-
Nyland Green	4, vs. Nebraska, 9/28/24	-	0.5 at Vanderbilt, 10/14/23*	-
Jamarrion Harkless	1, vs. Nebraska, 9/28/24	-	-	-
Will Heldt	7, vs. Indiana State, 8/31/24	2.0, vs. Indiana State, 8/31/24	3.0, vs. Indiana State, 8/31/24	-
Ty Hudkins	1, vs. Indiana State, 8/31/24	-	-	-
Caleb Irving	1, vs. Indiana State, 8/31/24	-	-	-
Joseph Jefferson II	10, at Oregon State, 9/21/24	-	1.0, at Oregon State, 9/21/24	-
Kydran Jenkins	16, at Oregon State, 9/21/24	2.0, 2x last at Oregon State, 9/21/24	4.5, at Nebraska, 10/28/23	-
Yanni Karlaftis	9, vs. Ohio State, 10/14/23	1.0, 2x last at Northwestern, 11/18/23	1.0, 2x last at Northwestern, 11/18/23	-
Demeco Kennedy	1 vs. Notre Dame, 9/14/24	-	-	-
Nick Levy	1, 2x last vs. Nebraska, 9/28/24	-	-	-
Damarjhe Lewis	4, vs. Indiana State, 8/31/24	-	2.0, vs. Indiana State, 8/31/24	-
Jeffrey M'Ba	6, vs. Indiana State, 8/31/24	1.0, 2x last vs. Ohio State, 10/14/23	1, 2x last vs. Ohio State, 10/14/23	-
CJ Madden	3, at Oregon State, 9/21/24	-	0.5, at Oregon State, 9/21/24	-
Hudson Miller	2, 2x last at Oregon State, 9/21/24	-	-	-
Jireh Ojata	10, vs. Defiance, 4/17/21*	3.0, at Defiance, 10/30/21*	4.0, vs. Manchester, 11/4/23*	-
Mo Omonode	3, 3x last at Oregon State, 9/21/24	1.5, at Northwestern, 11/18/23	2.0, at Northwestern, 11/18/23	-
Derrick Rogers Jr.	2, at Northwestern, 11/18/23	-	-	-
Shitta Sillah	7, 2x last at UMass, 9/11/21*	1.0, 7x last vs. Notre Dame, 9/14/24	2.5, vs. NC State, 10/19/19*	1, vs. Louisville, 11/28/20
Trey Smith	1, vs. Indiana State, 8/31/24	-	-	-
Sterling Smith	7, vs. Merrimack, 9/2/23*	1.0, at Boston College, 9/9/23*	-	-
Joey Sumlin	1, vs. Indiana State, 8/31/24	-	-	-
Antonio Stevens	8, vs. Notre Dame, 9/14/24	-	0.5, vs. Indiana State, 8/31/24	-
Dillon Thieneman	14, 2x last at Oregon State, 9/21/24	1.0, vs. Notre Dame, 9/14/24	1.0, 3x last vs. Notre Dame, 9/14/24	2, vs. Indiana, 11/25/23
Salim Turner-Muhammad	5, at Washington, 12/5/20*	-	1.0, at Washington, 12/5/20*	-

THE LAST TIME A BOILERMAKER

Rushed for 100 yards or more	Devin Mockobee at Oregon State, Sept. 21, 2024 (168)	Had 400 or more yards total offense	Aidan O'Connell at Syracuse, Sept. 17, 2022 (424)
Rushed for 150 yards or more	Devin Mockobee at Oregon State, Sept. 21, 2024 (168)	Had 500 or more yards total offense	Aidan O'Connell vs. Tennessee, Dec. 30, 2021 (525)
Rushed for 200 yards or more	Markell Jones vs. Indiana, Nov. 25, 2017 (217)	Had 100 yards passing and rushing	Brandon Kirsch at Michigan St., Nov. 16, 2002 (208 p, 125 r)
Rushed for 250 yards or more	Mike Alstott at Indiana, Nov. 24, 1995 (265)		
QB rushed for 100 or more yards	Rob Henry at Northwestern, Oct. 9, 2010 (132)	Had 150 or more all-purpose yards	Devin Mockobee at Oregon State, Sept. 21, 2024 (168)
Rushed 20 or more times	Ryan Browne at Northwestern, Nov. 18, 2023 (21)	Had 200 or more all-purpose yards	Tyrone Tracy Jr. at Northwestern, Nov. 18, 2023 (266)
Rushed 30 or more times	Devin Mockobee vs. Nebraska, Oct. 15, 2022 (30)	Had 250 or more all-purpose yards	Tyrone Tracy Jr. at Northwestern, Nov. 18, 2023 (266)
Rushed for three touchdowns	D.J. Knox vs. Ohio State, Oct. 20, 2018 (3)		
Rushed for four or more touchdowns	Kory Sheets vs. Miami (Ohio), Sept. 9, 2006 (4)	Accounted for five touchdowns	Aidan O'Connell vs. Tennessee, Dec. 30, 2021 (5 pass)
Had a run of 50 yards or more	Devin Mockobee at Oregon State, Sept. 21, 2024 (63)		
		Intercepted two or more passes	Cam Allen at Minnesota, Oct. 1, 2022 (2)
Passed for 300 or more yards	Hudson Card vs. Syracuse, Sept. 16, 2023 (323)	Intercepted three or more passes	Anthony Brown vs. Nebraska, Oct. 31, 2015 (3)
Passed for 400 or more yards	Aidan O'Connell at Syracuse, Sept. 17, 2022 (424)	Intercepted four or more passes	Paul Beery at Wisconsin, Oct. 9, 1976 (4)
Passed for 500 or more yards	Aidan O'Connell vs. Tennessee, Dec. 30, 2021 (534)	Forced two or more fumbles	Dillon Thieneman at Nebraska, Oct. 28, 2023 (2)
Attempted 40 or more passes	Hudson Card at Iowa, Oct. 7, 2023 (40)	Recovered two or more fumbles	Cole Brevard at Nebraska, Oct. 28, 2023 (2)
Completed 30 or more passes	Hudson Card vs. Syracuse, Sept. 16, 2023 (32)	Recorded 10 or more tackles	Jefferson, Jenkins & Thieneman at Oregon State, Sept. 21, 2024
Threw five or more touchdowns	Aidan O'Connell vs. Tennessee, Dec. 30, 2021 (5)	Recorded 15 or more tackles	Kydran Jenkins at Oregon State, Sept. 21, 2024 (16)
Completed a pass of 50 yards or more	Hudson Card vs. Notre Dame, Sept. 14, 2024 (52)	Had two or more sacks	Kydran Jenkins at Oregon State, Sept. 21, 2024 (2)
Completed a pass of 75 yards or more	Hudson Card vs. Fresno State, Sept. 2, 2023 (84)		
Threw three or more interceptions	Aidan O'Connell at Wisconsin, Oct. 22, 2022 (3)	Scored 10 or more points kicking	Mitchell Fineran vs. Michigan, Dec. 3 2022 (15)
		Made four field goals	Mitchell Fineran vs. Michigan, Dec. 3 2022 (5)
Caught 10 or more passes	Abdur-Rahmaan Yaseen vs. Syracuse, Sept. 16, 2023 (10)	Made five or more field goals	Mitchell Fineran vs. Michigan, Dec. 3 2022 (5)
Caught 15 or more passes	Rondale Moore at Minnesota, Nov. 20, 2020 (15)	Made a field goal of 50 or more yards	J.D. Dellinger vs. TCU, Sept. 14, 2019 (53)
Had 100 or more yards receiving	Abdur-Rahmaan Yaseen vs. Syracuse, Sept. 16, 2023 (114)	Had a punt 60 or more yards	Keelan Crimmins vs. Notre Dame, Sept. 14, 2024 (64)
Had 150 or more yards receiving	Deion Burks vs. Fresno State, Sept. 2, 2023 (152)	Had a punt 70 or more yards	Joe Schopper at Michigan State, Oct. 27, 2018 (74)
Had 200 or more yards receiving	Broc Thompson vs. Tennessee, Dec. 30, 2021 (217)	Punted 10 or more times	Keelan Crimmins vs. Notre Dame, Sept. 14, 2024 (10)
Caught three or more touchdowns	Charlie Jones vs. Indiana State, Sept. 10, 2022 (3)	Totaled 100 or more punt return yards	Anthony Chambers vs. Penn State, Oct. 11, 2003 (149)
Caught a pass of 50 yards or more	Kam Brown vs. Notre Dame, Sept. 14, 2024 (52)	Totaled 100+ kickoff return yards	Tyrone Tracy Jr. vs. Fresno State, Sept. 2, 2023 (144)
Caught a pass of 75 yards or more	Deion Burks vs. Fresno State, Sept. 2, 2023 (84)		





THE LAST TIME THE BOILERMAKERS

	Purdue	Opponent
Had 300 or more yards rushing	at Northwestern, Nov. 18, 2023 (303)	at Oregon State, Sept. 21, 2024 (341)
Had 400 or more yards rushing	at Northwestern, Oct. 26, 2002 (407)	Wisconsin, Nov. 23, 2019 (403)
Had 50 or more rushing attempts	at Northwestern, Nov. 18, 2023 (54)	at Oregon State, Sept. 21, 2024 (57)
Had two players with 100 yards rushing	Minnesota, Nov. 11, 2023 Devin Mockobee (153) and Tyrone Tracy Jr. (122)	Notre Dame, Sept. 15, 2024 Jeremiah Love (109), Riley Leonard (100)
Had a player with three straight 100-yard rushing games	Zander Horvath (2019 - Indiana, 2020 - Iowa, at Illinois)	
Had 400 or more passing yards	at Syracuse, Sept. 17, 2022 (424)	Vanderbilt, Sept. 7, 2019 (420)
Had 500 or more passing yards	vs. Tennessee, Dec. 30, 2021 (534)	Never
Had 45 or more passing attempts	Syracuse, Sept. 16, 2023 (46)	Fresno State, Sept. 2, 2023 (45)
Had 30 or more passing completions	Indiana State, Aug. 31, 2024 (30)	Fresno State, Sept. 2, 2023 (32)
Threw four or more passing touchdowns	Indiana State, Aug. 31, 2024 (4)	Ohio State, Oct. 14, 2023 (4)
Threw three or more passing interceptions	at Wisconsin, Oct. 22, 2022 (3)	at Nebraska, Oct. 30, 2021 (4)
Had two players with 100 yards receiving	at Northwestern, Nov. 20, 2021 (Wright - 213, Bell - 101)	Ohio State, Nov. 13, 2021 (Smith-Njigba - 139, Garrett Wilson - 126)
Had three players with 100 yards receiving	Missouri, Sept. 15, 2018 (Rondale Moore 137, Brycen Hopkins 136 and Isaac Zico 100)	
Had a 200-yard passer and a 100-yard rusher	Minnesota, Nov. 11, 2023 (Hudson Card 251 passing, Devin Mockobee 153 rushing, Tyrone Tracy Jr. 112 rushing)	
Had a 100-yard rusher and a 100-yard receiver	at Wisconsin, Oct. 22, 2022 (Devin Mockobee 110 rushing; Charlie Jones 105 receiving)	
Had 600 or more yards of total offense	Minnesota, Nov. 11, 2023 (604)	vs. Tennessee, Dec. 30, 2021 (666)
Ran 80 or more total plays of offense	at Iowa, Oct. 7, 2023 (80)	Fresno State, Sept. 2, 2023 (82)
Scored 40 or more points	Indiana State, Aug. 31, 2024 (49)	Notre Dame, Sept. 15, 2024 (66)
Scored 50 or more points	Indiana State, Sept. 10, 2022 (56)	Notre Dame, Sept. 15, 2024 (66)
Scored 60 or more points	at Indiana, Nov. 22, 2008 (62)	Notre Dame, Sept. 15, 2024 (66)
Was held scoreless	Ohio State, Nov. 2, 2013 (56-0) Held opponents scoreless 181 times (173 wins)	Indiana State, Aug. 31, 2024 (49-0) Held scoreless by opponents 124 times (116 losses)
Did not allow a touchdown	Indiana State, Aug. 31, 2024	Iowa, Nov. 5, 2022
Did not commit a turnover	Minnesota, Nov. 11, 2023	Nebraska, Sept. 28, 2024
Committed five or more turnovers	Wisconsin, Oct. 23, 2021 (5)	Nebraska, Oct. 31, 2015 (5)
Intercepted four or more passes	Nebraska, Oct. 30, 2021 (4)	Northwestern, Nov. 12, 2016 (4)
Returned an interception for a touchdown	at Indiana, Nov. 26, 2022 (Cory Trice, 8 yards)	Nebraska, Sept. 28, 2024 (John Bullock, 29 yards)
Returned a fumble for a touchdown	at Nebraska, Oct. 28, 2023 (Kydran Jenkins, 55 yards)	at Minnesota, Nov. 10, 2018
Recovered a fumble on a kickoff	at Nebraska, Oct. 28, 2023 (Antonio Stevens)	
Forced a fumble on the opening kickoff	at Nebraska, Oct. 28, 2023 (Anthony Brown)	
Held opponent to 50 or fewer rushing yards	at Virginia Tech, Sept. 9, 2023 (11)	Nebraska, Sept. 28, 2024 (50)
Held opponent to 100 or fewer passing yards	Indiana State, Aug. 31, 2024 (50)	at Oregon State, Sept. 21, 2024 (56)
Held opponent to 200 or fewer yards of total offense	Indiana State, Aug. 31, 2024 (154)	Notre Dame, Sept. 15, 2024 (162)
Scored a safety	Rutgers, Nov. 28, 2020 (Branson Deen)	Northwestern, Nov. 9, 2019
Recorded five or more sacks	at Northwestern, Nov. 18, 2023 (5)	at Iowa, Oct. 7, 2023 (6)
Stopped a two-point conversion	at Maryland, Oct. 8, 2022	at Nebraska, Oct. 28, 2023
Returned a kickoff for a touchdown	Fresno State, Sept. 2, 2023 (Tyrone Tracy Jr., 98 yards)	Rutgers, Nov. 28, 2020 (Aron Cruickshank, 100 yards)
Returned a punt for a touchdown	Northern Illinois, Sept. 19, 2009 (Aaron Valentin, 62 yards)	Michigan, Nov. 1, 2008 (Martavious Odoms, 73 yards)
Returned a blocked punt for a touchdown	Northern Colorado, Sept. 6, 2008 (Mike Conway, 11 yards)	Virginia Tech, Sept. 19, 2015 (Anthony Shegog, 15 yards)
Blocked a punt	Indiana State, Aug. 31, 2024 (Leland Smith)	Northwestern, Nov. 19, 2022 (Anthony Tyus III)
Blocked a field goal	Nebraska, Sept. 28, 2024 (2x, Damarjhe Lewis, Joe Anderson)	at Nebraska, Oct. 28, 2023 (Elijah Jeudy)
Blocked a PAT kick	at Maryland, Oct. 8, 2022 (Cam Allen)	Illinois, Sept. 30, 2023 (Jer'Zhan Newton)
Blocked two field goals	vs. Nebraska, Sept. 28, 2024 (Damarjhe Lewis, Joe Anderson)	
Missed a PAT kick	Syracuse, Sept. 16, 2023 (Ben Freehill)	Ohio State, Oct. 14, 2023 (Jayden Fielding)
Scored a 2-point conversion	at Northwestern, Nov. 18, 2023 (Deion Burks rush)	Wisconsin, Sept. 22, 2023 (W. Pauling pass to T. Mordecai)
Did not punt	Nevada, Sept. 24, 2016	at Wisconsin, Nov. 23, 2019
Recovered an onside kick (as kicking team)	Minnesota, Sept. 28, 2019	
Had 30 or more first downs	Nebraska, Oct. 15, 2022 (38)	vs. Tennessee, Dec. 30, 2021 (31)
Had 35 or more minutes of possession time	at Iowa, Oct. 7, 2023 (35:28)	at Oregon State, Sept. 21, 2024 (40:15)
Was involved in an overtime game	vs. Tennessee, Dec. 30, 2021 (48-45)	



SEASON HIGHS BY PURDUE AND OPPONENTS

PURDUE INDIVIDUAL SEASON HIGHS

RUSHES	16 Devin Mockobee at Oregon State (09/21/2024)
YARDS RUSHING	168 Devin Mockobee at Oregon State (09/21/2024)
TD RUSHES	1 Elijah Jackson vs. Indiana State (08/31/2024)
	1 Reggie Love III vs. Indiana State (08/31/2024)
	1 Reggie Love III at Oregon State (09/21/2024)
	1 Jaheim Merriweather vs. Indiana State (08/31/2024)
	1 Devin Mockobee at Oregon State (09/21/2024)
LONG RUSH	69 Elijah Jackson vs. Indiana State (08/31/2024)
PASS ATTEMPTS	25 Hudson Card vs. Indiana State (08/31/2024)
	25 Hudson Card vs. Nebraska (09/28/2024)
PASS COMPLETIONS	24 Hudson Card vs. Indiana State (08/31/2024)
YARDS PASSING	273 Hudson Card vs. Indiana State (08/31/2024)
TD PASSES	4 Hudson Card vs. Indiana State (08/31/2024)
LONG PASS	52 Hudson Card vs. Notre Dame (09/14/2024)
RECEPTIONS	5 Max Klare vs. Indiana State (08/31/2024)
YARDS RECEIVING	71 Max Klare vs. Indiana State (08/31/2024)
TD RECEPTIONS	1 De'Nylon Morrisette (2x, vs. Indiana State and Notre Dame)
	1 Max Klare vs. Indiana State (08/31/2024)
	1 Max Klare at Oregon State (09/21/2024)
	1 Leland Smith vs. Indiana State (08/31/2024)
	1 Leland Smith vs. Nebraska (09/28/2024)
	1 Jaron Tibbs vs. Indiana State (08/31/2024)
	52 Kam Brown vs. Notre Dame (09/14/2024)
	1 Spencer Porath vs. Nebraska (09/28/2024)
LONG RECEPTION	45 Spencer Porath vs. Nebraska (09/28/2024)
FIELD GOALS	10 Keelan Crimmins vs. Notre Dame (09/14/2024)
LONG FIELD GOAL	47.3 Keelan Crimmins vs. Notre Dame (09/14/2024)
PUNTS	64 Keelan Crimmins vs. Notre Dame (09/14/2024)
PUNTING AVG	3 Keelan Crimmins vs. Notre Dame (09/14/2024)
LONG PUNT	20 Dillon Thieneman at Oregon State (09/21/2024)
PUNTS INSIDE 20	33 Elijah Jackson vs. Indiana State (08/31/2024)
LONG PUNT RETURN	16 Kydran Jenkins at Oregon State (09/21/2024)
LONG KICKOFF RETURN	2 Will Heldt vs. Indiana State (08/31/2024)
TACKLES	2 Kydran Jenkins at Oregon State (09/21/2024)
SACKS	3 Will Heldt vs. Indiana State (08/31/2024)
	3 Kydran Jenkins at Oregon State (09/21/2024)
TACKLES FOR LOSS	

PURDUE TEAM SEASON HIGHS

RUSHES	31 vs. Indiana State (08/31/2024)
	21 vs. Nebraska (09/28/2024)
YARDS RUSHING	263 at Oregon State (09/21/2024)
YARDS PER RUSH	8.8 at Oregon State (09/21/2024)
TD RUSHES	3 vs. Indiana State (08/31/2024)
PASS ATTEMPTS	35 vs. Indiana State (08/31/2024)
PASS COMPLETIONS	30 vs. Indiana State (08/31/2024)
YARDS PASSING	335 vs. Indiana State (08/31/2024)
YARDS PER PASS	9.6 vs. Indiana State (08/31/2024)
TD PASSES	4 vs. Indiana State (08/31/2024)
TOTAL PLAYS	66 vs. Indiana State (08/31/2024)
TOTAL OFFENSE	583 vs. Indiana State (08/31/2024)
YARDS PER PLAY	8.8 vs. Indiana State (08/31/2024)
POINTS	49 vs. Indiana State (08/31/2024)
SACKS BY	3 vs. Indiana State (08/31/2024)
	3 vs. Notre Dame (09/14/2024)
FIRST DOWNS	26 vs. Indiana State (08/31/2024)
PENALTIES	13 vs. Nebraska (09/28/2024)
PENALTY YARDS	165 vs. Nebraska (09/28/2024)
TURNOVERS	2 vs. Notre Dame (09/14/2024)
	2 at Oregon State (09/21/2024)
PUNTS	10 vs. Notre Dame (09/14/2024)
PUNTING AVG	47.3 vs. Notre Dame (09/14/2024)
LONG PUNT	64 vs. Notre Dame (09/14/2024)
PUNTS INSIDE 20	3 vs. Notre Dame (09/14/2024)
LONG PUNT RETURN	20 at Oregon State (09/21/2024)

OPPONENT INDIVIDUAL SEASON HIGHS

RUSHES	22 Jam Griffin at Oregon State (09/21/2024)
YARDS RUSHING	137 Jam Griffin at Oregon State (09/21/2024)
TD RUSHES	3 Riley Leonard vs. Notre Dame (09/14/2024)
LONG RUSH	70 Jadarion Price vs. Notre Dame (09/14/2024)
PASS ATTEMPTS	27 Dylan Raiola vs. Nebraska (09/28/2024)
PASS COMPLETIONS	17 Dylan Raiola vs. Nebraska (09/28/2024)
YARDS PASSING	257 Dylan Raiola vs. Nebraska (09/28/2024)
TD PASSES	2 Steve Angeli vs. Notre Dame (09/14/2024)
LONG PASS	42 Steve Angeli vs. Notre Dame (09/14/2024)
RECEPTIONS	5 Jahmal Banks vs. Nebraska (09/28/2024)
YARDS RECEIVING	82 Jahmal Banks vs. Nebraska (09/28/2024)
TD RECEPTIONS	1 Kevin Bauman vs. Notre Dame (09/14/2024)
	1 Cooper Flanagan vs. Notre Dame (09/14/2024)
	1 Jahmal Banks vs. Nebraska (09/28/2024)
LONG RECEPTION	42 Jayden Harrison vs. Notre Dame (09/14/2024)
FIELD GOALS	1 Mitch Jeter vs. Notre Dame (09/14/2024)
	1 Everett Hayes at Oregon State (09/21/2024)
LONG FIELD GOALS	42 Mitch Jeter vs. Notre Dame (09/14/2024)
PUNTS	9 Harry Traum vs. Indiana State (08/31/2024)
PUNTING AVG	53.0 Josh Green at Oregon State (09/21/2024)
LONG PUNT	57 Josh Green at Oregon State (09/21/2024)
PUNTS INSIDE 20	2 Brian Buschini vs. Nebraska (09/28/2024)
LONG PUNT RETURN	11 Max Hurlman vs. Notre Dame (09/14/2024)
LONG KICKOFF RETURN	30 Rashad Rochelle vs. Indiana State (08/31/2024)
	30 Zachary Card at Oregon State (09/21/2024)
TACKLES	14 Garret Ollendieck vs. Indiana State (08/31/2024)
SACKS	2 James Williams vs. Nebraska (09/28/2024)
TACKLES FOR LOSS	2 Boubacar Traore vs. Notre Dame (09/14/2024)
	2 James Williams vs. Nebraska (09/28/2024)
INTERCEPTIONS	1 Boubacar Traore vs. Notre Dame (09/14/2024)
	1 Kyngstonn Viliamu-Asa vs. Notre Dame (09/14/2024)
	1 Zakaih Saez at Oregon State (09/21/2024)
	1 John Bullock vs. Nebraska (09/28/2024)

OPPONENT TEAM SEASON HIGHS

RUSHES	57 at Oregon State (09/21/2024)
YARDS RUSHING	362 vs. Notre Dame (09/14/2024)
YARDS PER RUSH	8.2 vs. Notre Dame (09/14/2024)
TD RUSHES	6 vs. Notre Dame (09/14/2024)
PASS ATTEMPTS	27 vs. Nebraska (09/28/2024)
PASS COMPLETIONS	18 vs. Notre Dame (09/14/2024)
YARDS PASSING	257 vs. Nebraska (09/28/2024)
YARDS PER PASS	9.5 vs. Nebraska (09/28/2024)
TD PASSES	2 vs. Notre Dame (09/14/2024)
TOTAL PLAYS	75 at Oregon State (09/21/2024)
TOTAL OFFENSE	578 vs. Notre Dame (09/14/2024)
YARDS PER PLAY	8.3 vs. Notre Dame (09/14/2024)
POINTS	66 vs. Notre Dame (09/14/2024)
SACKS BY	5 vs. Nebraska (09/28/2024)
FIRST DOWNS	27 vs. Notre Dame (09/14/2024)
PENALTIES	11 vs. Nebraska (09/28/2024)
PENALTY YARDS	94 vs. Nebraska (09/28/2024)
TURNOVERS	none
PUNTS	10 vs. Indiana State (08/31/2024)
PUNTING AVG	53.0 at Oregon State (09/21/2024)
LONG PUNT	57 at Oregon State (09/21/2024)
PUNTS INSIDE 20	2 vs. Nebraska (09/28/2024)
LONG PUNT RETURN	11 vs. Notre Dame (09/14/2024)





GAME 1

49 PURDUE
0 INDIANA STATE

Aug. 31, 2024

ROSS-ADE STADIUM • WEST LAFAYETTE, IND.

In front of Ross-Ade Stadium's largest crowd (59,488) for a season opener since 2005, the Boilermakers steamrolled to a 49-0 victory over Indiana State.

Senior quarterback Hudson Card tied the all-time FBS record for completion percentage (minimum 20 completions), completing 24 of 25 passes (96%). He threw for 273 yards and a career-high four touchdowns before being pulled near the end of the third quarter once the game was already in hand.

The Purdue offense posted its highest passing output of the Ryan Walters era so far, totaling 335 yards and four touchdowns, with 12 different players catching a pass. Seven different Boilermakers scored a touchdown for the first time since Sept. 15, 2012 vs. Eastern Michigan.

Tight end Max Klare led the aerial attack with a career-high 71 receiving yards and his first career touchdown, a nine-yard dot from Card on 3rd-and-Goal for the team's first score of 2024.

The Purdue rushing attack combined for 31 carries for 248 yards (8.0 average) and three touchdowns, with junior running back Devin Mockobee leading the way on 11 carries for 89 yards.

The Boilermaker defense made life difficult for the Sycamores all afternoon, holding both phases of the offense in check. Purdue forced six three-and-outs, facing the minimum 12 offensive plays in Indiana State's first four drives.

Purdue gave up just 50 yards on five passes, the lowest total allowed in a game since 2019 and the fifth time since 1996 that the Boilermakers allowed 50 passing yards or fewer. The rushing defense was stout as well, allowing 104 yards on 53 carries, just 2.4 yards per attempt.

Will Heldt and Antonio Stevens tied for the team lead with seven tackles, career highs for both players.

GAME 1 BOX SCORE

Indiana State	0	0	0	0	0
Purdue	7	14	14	14	49
Scoring Summary					
Qtr.	Play	Score			
1st	PUR - #86 M.Klare 9 yd pass from #1 H.Card (kick)	7-0			
2nd	PUR - #13 J.Tibbs 8 yd pass from #1 H.Card (kick)	14-0			
2nd	PUR - #8 D.Morrisette 8 yd pass from #1 H.Card (kick)	21-0			
3rd	PUR - #23 R.Love 6 yd rush (kick)	28-0			
3rd	PUR - #12 L.Smith 31 yd pass from #1 H.Card (kick)	35-0			
4th	PUR - #33 E.Jackson 69 yd rush (kick)	42-0			
4th	PUR - #3 J.Merriweather 4 yd rush (kick)	49-0			

Team Statistics	PUR	ISU
FIRST DOWNS	26	11
RUSHING YARDS	248	104
PASSING YARDS	335	50
TOTAL OFFENSE	583	154

CAPTAINS: Hudson Card, Gus Hartwig, Kydran Jenkins, Mo Omonode

COIN TOSS: Purdue won the toss, deferred to second half

RUSHING: Devin Mockobee - 11 att, 89 yds

PASSING: Hudson Card - 24 comp, 25 att (96%), 273 yds, 4 TDs

RECEIVING: Max Klare - 5 rec, 71 yds, 1 TD

TACKLES: Will Heldt, Antonio Stevens - 7 tkl

TACKLES-for-LOSS: Will Heldt - 3 TFLs

SACKS: Will Heldt - 2 sacks

INTERCEPTIONS: none

GAME 2

66 NOTRE DAME
7 PURDUE

Sept. 14, 2024

ROSS-ADE STADIUM • WEST LAFAYETTE, IND.

Purdue dropped a 66-7 decision to No. 18 Notre Dame on Saturday afternoon at Ross-Ade Stadium.

Senior running back Reggie Love III led the rushing attack, logging 10 carries for 61 yards and a 6.1 average against a stout Notre Dame defense.

Quarterback Hudson Card completed 11-of-24 passes for 124 yards and a touchdown. After a tough first half, he got the Boilers moving down the field with a 52-yard pass to Kam Brown in the third quarter.

Two plays later, Card tossed a five-yard touchdown to DeNylon Morrisette, scoring the Boilermakers' only points of the afternoon. It was Morrisette's second score of the season.

Leading the team in catches again was Max Klare, who recorded three receptions for 36 yards.

On defense, sophomore Dillon Thieneman was Purdue's leading tackler for the ninth time in his young career, finishing with nine stops (six solos) and his first sack of the season.

Shitta Sillah notched his first sack as a Boilermaker, dropping quarterback Steve Angeli for a 10-yard loss in the third quarter. Will Heldt and Kydran Jenkins also combined for a sack in the fourth quarter.

Punter Keelan Crimmins averaged 47.3 yards per kick on his 10 reps Saturday with two balls over 50 yards, a long of 64, and three inside the 20-yard line.

Notre Dame built up a 42-0 lead at the break and led by 49 before Purdue got on the board with Morrisette's touchdown grab with 9:33 to play in the third.

GAME 2 BOX SCORE

Notre Dame	14	28	10	14	66
Purdue	0	0	7	0	7
Scoring Summary					
Qtr.	Play	Score			
1st	ND - #4 J.Love 48 yd rush (kick)	0-7			
1st	ND - #13 R.Leonard 3 yd rush (kick)	0-14			
2nd	ND - #13 R.Leonard 34 yd rush (kick)	0-21			
2nd	ND - #13 R.Leonard 13 yd rush (kick)	0-28			
2nd	ND - #5 B.Traore 34 yd interception return (kick)	0-35			
2nd	ND - #24 J.Price 70 yd rush (kick)	0-42			
3rd	ND - #87 C.Flanagan 28 yd pass from #18 S.Angeli (kick)	0-49			
3rd	PUR - #8 D.Morrisette 5 yd pass from #1 H.Card (kick)	7-49			
3rd	ND - #98 M.Jeter 42 yd FG	7-52			
4th	ND - #84 K.Bauman 8 yd pass from #18 S.Angeli (kick)	7-59			
4th	ND - #8 K.Minchey 5 yd rush (kick)	7-66			

Team Statistics	PUR	ND
FIRST DOWNS	6	27
RUSHING YARDS	38	362
PASSING YARDS	124	216
TOTAL OFFENSE	162	578

CAPTAINS: Hudson Card, Jahmal Edrine, Will Heldt, Dillon Thieneman

COIN TOSS: Purdue won the toss, deferred to second half

RUSHING: Reggie Love III - 10 att, 61 yds

PASSING: Hudson Card - 11 comp, 24 att (45.8%), 124 yds, 1 TD

RECEIVING: Kam Brown - 1 rec, 52 yds

TACKLES: Dillon Thieneman - 9 tkl

TACKLES-for-LOSS: Damarjhe Lewis, Shitta Sillah, Dillon Thieneman - 1

SACKS: Shitta Sillah, Dillon Thieneman - 1 sack

INTERCEPTIONS: none

GAME 3

38 OREGON STATE
21 PURDUE

Sept. 21, 2024

RESER STADIUM • CORVALLIS, ORE.

Purdue dropped its first road game of the season, falling 38-21 at Oregon State.

Running back Devin Mockobee eclipsed 2,000 career rushing yards. He gained 100 yards for the first time this season and the seventh time in his career, finishing with 168 yards on 16 carries for a 10.5-yard average and a touchdown.

The junior led the backfield as Purdue posted its highest rushing output (263 yards) since combining for 303 yards on the ground at Northwestern on Nov. 18, 2023.

Early Purdue turnovers spelled trouble after a promising defensive start, when the Boilers turned the Beavers over on downs just four plays into the game. The offense took the ball at the Oregon State 28-yard line and had three carries for 17 yards before a lost fumble spoiled a red zone trip.

On the next offensive possession, Hudson Card's pass to the flat took an unfortunate bounce off the leg of his target and was picked off and returned for a touchdown by the Beavers' defense.

On a two-play, 47-yard drive, Max Klare hauled in a 32-yard heave from Card for Purdue's first score, cutting the Beavers' lead in half.

The score was 24-7 before Purdue answered again in the fourth quarter, when Reggie Love III capped a 7-play, 75-yard drive with his second touchdown of the season.

After another Oregon State score, Mockobee broke free for a 63-yard gain, the longest run of the night. It set up his three-yard touchdown two plays later, making the tally 31-21, Beavers.

Purdue ultimately gave up one more touchdown and fell to 1-2 on the season.

GAME 3 BOX SCORE

Purdue	0	7	0	14	21
Oregon State	7	10	7	14	38
Scoring Summary					
Qtr.	Play	Score			
1st	OSU - #10 J.Saez 20 yd interception return (kick)	0-7			
2nd	OSU - #0 A.Hankerson 1 yd rush (kick)	0-14			
2nd	PUR - #86 M.Klare 32 yd pass from #1 H.Card (kick)	7-14			
2nd	OSU - #35 E.Hayes 29 yd FG	7-17			
3rd	OSU - #12 Z.Card 26 yd rush (kick)	7-24			
4th	PUR - #23 R.Love 2 yd rush (kick)	14-24			
4th	OSU - #8 J.Griffin 14 yd rush (kick)	14-31			
4th	PUR - #45 D.Mockobee 3 yd rush (kick)	21-31			
4th	OSU - #0 A.Hankerson 12 yd rush (kick)	21-38			

Team Statistics	PUR	OSU
FIRST DOWNS	13	25
RUSHING YARDS	263	341
PASSING YARDS	56	104
TOTAL OFFENSE	319	445

CAPTAINS: Hudson Card, Jeffrey M'ba, Marcus Mbow, Antonio Stevens

COIN TOSS: Purdue won the toss, deferred to second half

RUSHING: Devin Mockobee - 16 att, 168 yds, 1 TD

PASSING: Hudson Card - 7 comp, 17 att (41.2%), 1 TD

RECEIVING: Max Klare - 2 rec, 46 yds

TACKLES: Kydran Jenkins - 16 tkl

TACKLES-for-LOSS: Kydran Jenkins - 3 TFLs

SACKS: Kydran Jenkins - 2 sacks

INTERCEPTIONS: none





GAME 4

28 NEBRASKA
10 PURDUE

Sept. 28, 2024

ROSS-ADE STADIUM • WEST LAFAYETTE, IND.

Purdue fell in a 28-10 defeat to Nebraska on homecoming at Ross-Ade Stadium.

After a penalty-plagued first half by both teams, the score remained tied at zero at the break. It was the first 0-0 halftime score in a Purdue game since Sept. 25, 1993, against Notre Dame.

The Boilermaker defense and special teams collectively starred in the first half, bowing up to make six stops in their own territory. The Cornhuskers were held to three punts and three field goal attempts. All three field goal attempts were missed, with the Boilers blocking two of the three. It was the first time Purdue has blocked multiple kicks in a game since Sept. 3, 2011.

After the break, Hudson Card and the offense engineered a 13-play, 55-yard drive that took 8:08 off the clock and ended with a Spencer Porath 45-yard field goal, the freshman's first field goal of his career. Nebraska answered with a scoring drive of its own, finally getting on the board near the end of the third quarter to take a lead that it would not relinquish.

Purdue's deficit quickly snowballed after what was a close, hard-fought game through three quarters. Down 28-3 late in the game, the offense found the end zone for the first time. Leland Smith high-pointed a 15-yard pass from Card, scoring his second career touchdown.

Card completed 18-of-25 passes for 174 yards and a score, good for a 135.7 passer rating. He completed 72 percent of his passes, his career-best mark in a Big Ten game. Sophomore wide receiver Jaron Tibbs was Card's top target as he finished with career highs in catches (five) and yards (46).

Joseph Jefferson II and Dillon Thieneman tied for the team lead in tackles with nine apiece.

GAME 4 BOX SCORE

Nebraska	0	0	7	21	28
Purdue	0	0	3	7	10
Scoring Summary					
Qtr.	Play	Score			
3rd	PUR - #35 S. Porath 45 yd FG	0-3			
3rd	NEB - #4 J.Banks 6 yd pass from #15 D.Raiola (kick)	7-3			
4th	NEB - #23 D.Dowdell 1 yd rush (kick)	14-3			
4th	NEB - #17 J.Barney Jr. 25 yd rush (kick)	21-3			
4th	NEB - #5 J.Bullock 29 yd interception return (kick)	28-3			
4th	PUR - #12 L.Smith 15 yd pass from #1 H.Card (kick)	28-10			

Team Statistics	PUR	NEB
FIRST DOWNS	12	25
RUSHING YARDS	50	161
PASSING YARDS	174	257
TOTAL OFFENSE	224	418
CAPTAINS: Hudson Card, Kydran Jenkins, Devin Mockobee, Mo Omonode		
COIN TOSS: Purdue won the toss, deferred to second half		
RUSHING: Devin Mockobee - 13 att, 41 yds		
PASSING: Hudson Card - 18 comp, 25 att (72%), 174 yds, 1 TD		
RECEIVING: Jaron Tibbs - 5 rec, 46 yds		
TACKLES: Joseph Jefferson II, Dillon Thieneman - 9 tkls		
TACKLES-for-LOSS: Winston Berglund, Cole Brevard - 1 TFL		
SACKS: Winston Berglund - 1 sack		
INTERCEPTIONS: none		

GAME 5

- PURDUE
- WISCONSIN

Oct. 5, 2024

CAMP RANDALL STADIUM • MADISON, WIS.

INSIDE THE MATCHUP

Record:	29-52-8
In West Lafayette:	16-23-3
In Madison:	13-29-5
Neutral:	0-0
Streak:	Wisconsin - 17
Last Win:	#13 Purdue 26, #16 Wisconsin 23 - Away - 10/18/2003
Last Meeting:	Wisconsin 38, Purdue 17 - Home - 9/22/2023
First Meeting:	Purdue 34, Wisconsin 6 - Home - 10/19/1892

LAST 10 MEETINGS

Date	Pur/Opp Rank	Result	Purdue	Opp	Location
9/21/2013	-24	L	10	41	A
11/8/2014	-25(20)	L	16	34	H
10/17/2015		L	7	24	A
11/19/2016	-6(7)	L	20	49	H
10/14/2017	-7	L	9	17	A
11/17/2018		L-O	44	47	H
11/23/2019	-14(12)	L	24	45	A
10/23/2021	25-	L	13	30	H
10/22/2022		L	24	35	A
9/22/2023		L	17	38	H

TOP 100-YARD RUSHING GAMES VS. WISCONSIN (13)

204 Mike Alstott (36) vs. Wisconsin, 11/4/1995
194 Edwin Watson (21) vs. Wisconsin, 11/4/1995
180 Mel Gray (26) vs. Wisconsin, 10/2/1982

TOP 300-YARD PASSING GAMES VS. WISCONSIN (10)

494 Drew Brees (55-83) at Wisconsin, 10/10/1998
411 Kyle Orton (38-55) at Wisconsin, 10/18/2003
386 David Blough (31-48) vs. Wisconsin, 11/17/2018

TOP 100-YARD RECEIVING GAMES VS. WISCONSIN (20)

200 Bart Burrell (13) at Wisconsin, 9/13/1980
184 John Standeford (14) at Wisconsin, 10/18/2003
180 Larry Burton (9) vs. Wisconsin, 9/14/1974

GAME 5 BOX SCORE

Purdue	-	-	-	-	-
Wisconsin	-	-	-	-	-
Scoring Summary					
Qtr.	Play	Score			

Team Statistics	PUR	WIS
FIRST DOWNS	-	-
RUSHING YARDS	-	-
PASSING YARDS	-	-
TOTAL OFFENSE	-	-
CAPTAINS: -		
COIN TOSS: -		
RUSHING: -		
PASSING: -		
RECEIVING: -		
TACKLES: -		
TACKLES-for-LOSS: -		
SACKS: -		
INTERCEPTIONS: -		

GAME 6

- PURDUE
- ILLINOIS

Oct. 18, 2024

MEMORIAL STADIUM • CHAMPAIGN, ILL.

INSIDE THE MATCHUP

Record:	48-45-6
In West Lafayette:	24-23-4
In Champaign:	24-22-2
Neutral:	-
Streak:	Purdue - 4
Last Win:	Purdue 44, Illinois 19 - Home - 9/30/2023
Last Meeting:	Purdue 44, Illinois 19 - Home - 9/30/2023
First Meeting:	Purdue 62, Illinois 0 - Home - 11/22/1980

LAST 10 MEETINGS

Date	Pur/Opp Rank	Result	Purdue	Opp	Location
10/4/2014		W	38	27	A
11/7/2015		L	14	48	H
10/8/2016		W-O	34	31	A
11/4/2017		W	29	10	H
10/13/2018		W	46	7	A
10/26/2019		L	6	24	H
10/31/2020		W	31	24	A
9/25/2021		W	13	9	H
11/12/2022	-21 (21)	W	31	24	A
9/30/2023		W	44	19	H

TOP 100-YARD RUSHING GAMES VS. ILLINOIS (26)

225 Leroy Keyes (21) at Illinois, 11/4/1967
207 Tony Butkovich (12) vs. Illinois, 10/2/1943
177 Kendall Matthews (16) at Illinois, 10/25/1987

TOP 300-YARD PASSING GAMES VS. ILLINOIS (6)

464 Jim Everett (27-47) vs. Illinois, 10/12/1985
388 Scott Campbell (30-43) vs. Illinois, 10/22/1983
377 David Blough (25-36) at Illinois, 10/13/2018

TOP 100-YARD RECEIVING GAMES VS. ILLINOIS (16)

186 Bart Burrell (10) at Illinois, 10/18/1980
161 John Standeford (11) at Illinois, 10/12/2002
158 Rodney Carter (11) vs. Illinois, 10/12/1985

GAME 6 BOX SCORE

Purdue	-	-	-	-	-
Illinois	-	-	-	-	-
Scoring Summary					
Qtr.	Play	Score			

Team Statistics	PUR	ILL
FIRST DOWNS	-	-
RUSHING YARDS	-	-
PASSING YARDS	-	-
TOTAL OFFENSE	-	-
CAPTAINS: -		
COIN TOSS: -		
RUSHING: -		
PASSING: -		
RECEIVING: -		
TACKLES: -		
TACKLES-for-LOSS: -		
SACKS: -		
INTERCEPTIONS: -		





GAME 5 NOTES • Purdue at Wisconsin



GAME 7

-

OREGON

-

PURDUE

Oct. 18, 2024

ROSS-ADE STADIUM • WEST LAFAYETTE, IND.

INSIDE THE MATCHUP					
Record:	1-2	In West Lafayette:	1-1	In Eugene:	0-1
Neutral:	0-0	Streak:	Purdue - 6	Last Win:	#10 Purdue 13, Oregon 7 - Home - 9/29/1979
Last Meeting:	Oregon 38, Purdue 36- Away - 9/12/2009	First Meeting:	#10 Purdue 13, Oregon 7 - Home - 9/29/1979		

LAST 10 MEETINGS					
Date	Pur/Opp Rank	Result	Purdue	Opp	Location
9/29/1979	10-	W	13	7	H
9/13/2008	-16	L-O	26	32	H
9/12/2009		L	36	38	A

TOP 100-YARD RUSHING GAMES VS. OREGON (3)

180 Kory Sheets (29) vs. Oregon, 9/13/2008

156 Wally Jones (30) vs. Oregon, 9/29/1979

123 Ralph Bolden (29) at Oregon, 9/12/2009

TOP 300-YARD PASSING GAMES VS. OREGON (0)

No 300-yard passers.

TOP 100-YARD RECEIVING GAMES VS. OREGON (0)

No 100-yard receivers.

GAME 7 BOX SCORE					
Oregon	-	-	-	-	-
Purdue	-	-	-	-	-
Scoring Summary					
Qtr.	Play	Score			

GAME 8

-

NORTHWESTERN

-

PURDUE

Nov. 2, 2024

ROSS-ADE STADIUM • WEST LAFAYETTE, IND.

INSIDE THE MATCHUP					
Record:	53-34-1	In West Lafayette:	23-14	In Evanston:	28-20-1
Neutral:	2-0	Streak:	Northwestern - 1	Last Win:	Purdue 17, Northwestern 9 - Home - 11/19/2022
Last Meeting:	Northwestern 23, Purdue 15 - Away - 11/18/2023	First Meeting:	Northwestern 24, Purdue 6 - Home - 11/2/1895		

LAST 10 MEETINGS					
Date	Pur/Opp Rank	Result	Purdue	Opp	Location
11/22/2014		L	14	38	H
11/14/2015	-24(20)	L	14	21	A
11/12/2016		L	17	45	H
11/11/2017	-(25)	L	13	23	A
8/30/2018		L	27	31	H
11/9/2019		W	24	22	A
11/14/2020	-23	L	20	27	H
11/20/2021		W	32	14	2
11/19/2022		W	17	9	H
11/18/2023		L	15	23	A

2 - Wrigley Field

TOP 100-YARD RUSHING GAMES VS. NORTHWESTERN (21)

233 Otis Armstrong (32) vs. Northwestern, 10/21/1972

193 Mel Gray (25) vs. Northwestern, 10/16/1982

190 Jimmy Smith (29) at Northwestern, 11/1/1980

TOP 300-YARD PASSING GAMES VS. NORTHWESTERN (8)

431 Curtis Painter (35-49) at Northwestern, 10/14/2006

423 Aidan O'Connell (29-39) vs. Northwestern, 11/20/2021

405 Drew Brees (32-50) vs. Northwestern, 9/25/1999

TOP 100-YARD RECEIVING GAMES VS. NORTHWESTERN (21)

186 Brian Alford (7) at Northwestern, 11/16/1996

184 Leroy Keyes (6) vs. Northwestern, 10/7/1967

153 Dorian Bryant (16) vs. Northwestern, 10/15/2005

GAME 8 BOX SCORE					
Northwestern	-	-	-	-	-
Purdue	-	-	-	-	-
Scoring Summary					
Qtr.	Play	Score			

GAME 9

-

PURDUE

-

OHIO STATE

Nov. 9, 2024

OHIO STADIUM • COLUMBUS, OHIO

INSIDE THE MATCHUP					
Record:	15-41-2	In West Lafayette:	9-14	In Columbus:	5-28-2
Neutral:	0-0	Streak:	Ohio State - 2	Last Win:	Purdue 49, #2 Ohio State 20 - Home - 10/20/2018
Last Meeting:	#3 Ohio State 41, Purdue 7 - Home - 10/14/2023	First Meeting:	Ohio State 20, Purdue 0 - Away - 11/8/1919		

LAST 10 MEETINGS					
Date	Pur/Opp Rank	Result	Purdue	Opp	Location
10/6/2007	23-4	L	7	23	H
10/11/2008	-12	L	3	16	A
10/17/2009	-7	W	26	18	H
10/23/2010	-11	L	0	49	A
11/12/2011		W-O	26	23	H
10/20/2012	-7	L-O	22	29	A
11/2/2013	-4	L	0	56	H
10/20/2018	-2	W	49	20	H
11/13/2021	(19)-6(4)	L	31	59	A
10/14/2023	-3(2)	L	7	41	A

TOP 100-YARD RUSHING GAMES VS. OHIO STATE (8)

172 Harry Szulborski (23) vs. Ohio State, 10/4/1947

153 Montrell Lowe (25) at Ohio State, 10/9/1999

139 Max Schmaling (23) at Ohio State, 10/4/1952

TOP 300-YARD PASSING GAMES VS. OHIO STATE (8)

516 Scott Campbell (31-52) vs. Ohio State, 10/31/1981

497 Jim Everett (35-55) at Ohio State, 10/19/1985

455 Drew Brees (39-65) vs. Ohio State, 10/28/2000

TOP 100-YARD RECEIVING GAMES VS. OHIO STATE (18)

195 Steve Bryant (10) vs. Ohio State, 10/31/1981

190 Rodney Carter (15) at Ohio State, 10/19/1985

170 Rondale Moore (12) vs. Ohio State, 10/20/2018

GAME 9 BOX SCORE					
Purdue	-	-	-	-	-
Ohio State	-	-	-	-	-
Scoring Summary					
Qtr.	Play	Score			

Team Statistics	PUR	ORE
FIRST DOWNS	-	-
RUSHING YARDS	-	-
PASSING YARDS	-	-
TOTAL OFFENSE	-	-
CAPTAINS: -		
COIN TOSS: -		
RUSHING: -		
PASSING: -		
RECEIVING: -		
TACKLES: -		
TACKLES-for-LOSS: -		
SACKS: -		
INTERCEPTIONS: -		

Team Statistics	PUR	NU
FIRST DOWNS	-	-
RUSHING YARDS	-	-
PASSING YARDS	-	-
TOTAL OFFENSE	-	-
CAPTAINS: -		
COIN TOSS: -		
RUSHING: -		
PASSING: -		
RECEIVING: -		
TACKLES: -		
TACKLES-for-LOSS: -		
SACKS: -		
INTERCEPTIONS: -		

Team Statistics	PUR	OSU
FIRST DOWNS	-	-
RUSHING YARDS	-	-
PASSING YARDS	-	-
TOTAL OFFENSE	-	-
CAPTAINS: -		
COIN TOSS: -		
RUSHING: -		
PASSING: -		
RECEIVING: -		
TACKLES: -		
TACKLES-for-LOSS: -		
SACKS: -		
INTERCEPTIONS: -		



GAME 5 NOTES • Purdue at Wisconsin



GAME 10

- **PENN STATE**
- **PURDUE**

Nov. 16, 2024
ROSS-ADE STADIUM • WEST LAFAYETTE, IND.

INSIDE THE MATCHUP

Record:	3-16-1
In West Lafayette:	2-8
In State College:	1-8-1
Neutral:	0-0
Streak:	Penn State - 10
Last Win:	Purdue 20, Penn State 13 - Away - 10/9/2004
Last Meeting:	Penn State 35, Purdue 31 - Home - 9/1/2022
First Meeting:	Purdue 28, Penn State 0 - 11/3/1951

LAST 10 MEETINGS

Date	Pur/Opp Rank	Result	Purdue	Opp	Location
10/29/2005	-11	L	15	33	A
10/28/2006		L	0	12	H
11/3/2007		L	19	26	A
10/4/2008	-6	L	6	20	H
10/15/2011		L	18	23	A
11/3/2012		L	9	34	H
11/16/2013		L	21	45	A
10/29/2016	-24	L	24	62	H
10/15/2019	-12	L	7	35	A
9/1/2022		L	31	35	H

TOP 100-YARD RUSHING GAMES VS. PENN STATE (3)

149 Mike Alstott (24) vs. Penn State, 10/14/1995
149 Brandon Jones (29) vs. Penn State, 10/11/2003
133 Edwin Watson (19) vs. Penn State, 11/15/1997

TOP 300-YARD PASSING GAMES VS. PENN STATE (4)

379 Drew Brees (31-48) vs. Penn State, 10/23/1999
365 Aidan O'Connell (30-59) vs. Penn State, 9/1/2022
361 Drew Brees (39-58) at Penn State, 10/17/1998

TOP 100-YARD RECEIVING GAMES VS. PENN STATE (4)

153 Charlie Jones (12) vs. Penn State, 9/1/2022
152 Vinny Sutherland (10) vs. Penn State, 10/23/1999
126 Brian Alford (9) at Penn State, 10/12/1996

GAME 10 BOX SCORE

Penn State	-	-	-	-	-
Purdue	-	-	-	-	-
Scoring Summary					
Qtr. Play				Score	

GAME 11

- **PURDUE**
- **MICHIGAN STATE**

Nov. 22, 2024
SPARTAN STADIUM • EAST LANSING, MICH.

INSIDE THE MATCHUP

Record:	29-36-3
In West Lafayette:	17-14-3
In East Lansing:	12-22
Neutral:	0-0
Streak:	Purdue - 1
Last Win:	Purdue 40, #3 Michigan State 29 - 11/6/2021
Last Meeting:	Purdue 40, #3 Michigan State 29 - 11/6/2021
First Meeting:	Purdue 14, Michigan State 6 - Away - 11/9/1918

LAST 10 MEETINGS

Date	Pur/Opp Rank	Result	Purdue	Opp	Location
11/4/2006		W	17	15	A
11/10/2007		L	31	48	H
11/8/2008	-18	L	7	21	A
11/14/2009		L	37	40	H
11/20/2010	-11	L	31	35	A
10/19/2013		L	0	14	A
10/11/2014	-8	L	31	45	H
10/3/2015	-2	L	21	24	A
10/27/2018		L	13	23	A
11/6/2021	-3(3)	W	40	29	H

TOP 100-YARD RUSHING GAMES VS. MICHIGAN STATE (15)

193 Leroy Keyes (24) vs. Michigan State, 11/18/1967
181 Mike Alstott (18) at Michigan State, 11/12/1994
157 Markell Jones (22) at Michigan State, 10/3/2015

TOP 300-YARD PASSING GAMES VS. MICHIGAN STATE (9)

536 Aidan O'Connell (40-54) vs. Michigan State, 11/06/2021
509 Drew Brees (40-57) vs. Michigan State, 10/16/1999
373 Joey Elliott (39-55) vs. Michigan State, 11/14/2009

TOP 100-YARD RECEIVING GAMES VS. MICHIGAN STATE (19)

301 Chris Daniels (21) vs. Michigan State, 10/16/1999 (record)
217 David Bell (vs. Michigan State, 11/06/2021 (11)
172 Dave Young vs. Michigan State, 10/25/1980 (12)

GAME 11 BOX SCORE

Purdue	-	-	-	-	-
Michigan State	-	-	-	-	-
Scoring Summary					
Qtr. Play				Score	

GAME 12

- **PURDUE**
- **INDIANA**

Nov. 30, 2024
MEMORIAL STADIUM • BLOOMINGTON, IND.

INSIDE THE MATCHUP

Record:	77-42-6
In West Lafayette:	40-23-4
In Bloomington:	36-19-2
Neutral:	1-0
Streak:	Purdue - 3
Last Win:	Purdue 35, Indiana 31 - Home - 11/25/2023
Last Meeting:	Purdue 35, Indiana 31 - Home - 11/25/2023
First Meeting:	Purdue 60, Indiana 0 - Home - 11/4/1891

LAST 10 MEETINGS

Date	Pur/Opp Rank	Result	Purdue	Opp	Location
11/30/2013		L	36	56	A
11/29/2014		L	16	23	A
11/28/2015		L	36	54	H
11/26/2016		L	24	26	A
11/25/2017		W	31	24	H
11/24/2018		W	28	21	A
11/30/2019		L-O	41	44	H
11/27/2021		W	44	7	H
11/26/2022		W	30	16	H
11/25/2023		W	35	31	H

TOP 100-YARD RUSHING GAMES VS. INDIANA (44)

276 Otis Armstrong (32) vs. Indiana, 11/25/1972 (Purdue record)
264 Mike Alstott (25) vs. Indiana, 11/24/1995
217 Markell Jones (31) vs. Indiana, 11/25/2017`

TOP 300-YARD PASSING GAMES VS. INDIANA (9)

522 Kyle Orton (33-54) vs. Indiana, 11/20/2004
485 Danny Etling (33-49) at Indiana, 11/30/2013
448 Curtis Painter (38-54) vs. Indiana, 11/22/2008

TOP 100-YARD RECEIVING GAMES VS. INDIANA (28)

209 Kyle Ingraham (11) vs. Indiana, 11/20/2004
162 Brian Alford (5) vs. Indiana, 11/23/1996
159 Cliff Benson (8) vs. Indiana, 11/20/1982

GAME 12 BOX SCORE

Purdue	-	-	-	-	-
Indiana	-	-	-	-	-
Scoring Summary					
Qtr. Play				Score	

Team Statistics	PUR	PSU
FIRST DOWNS	-	-
RUSHING YARDS	-	-
PASSING YARDS	-	-
TOTAL OFFENSE	-	-
CAPTAINS: -		
COIN TOSS: -		
RUSHING: -		
PASSING: -		
RECEIVING: -		
TACKLES: -		
TACKLES-for-LOSS: -		
SACKS: -		
INTERCEPTIONS: -		

Team Statistics	PUR	MSU
FIRST DOWNS	-	-
RUSHING YARDS	-	-
PASSING YARDS	-	-
TOTAL OFFENSE	-	-
CAPTAINS: -		
COIN TOSS: -		
RUSHING: -		
PASSING: -		
RECEIVING: -		
TACKLES: -		
TACKLES-for-LOSS: -		
SACKS: -		
INTERCEPTIONS: -		

Team Statistics	PUR	IU
FIRST DOWNS	-	-
RUSHING YARDS	-	-
PASSING YARDS	-	-
TOTAL OFFENSE	-	-
CAPTAINS: -		
COIN TOSS: -		
RUSHING: -		
PASSING: -		
RECEIVING: -		
TACKLES: -		
TACKLES-for-LOSS: -		
SACKS: -		
INTERCEPTIONS: -		





GAME 5 NOTES • Purdue at Wisconsin



CAREER STATS (* - AT PREVIOUS SCHOOL)

#0 - Jayden Dixon-Veal (Sr. - WR - 6-0 - 190)

VEEL

	GP	REC	YDS	TD	Long	REC/G	AVG/C	AVG/G
2023	11	16	142	1	29	1.5	8.9	12.9
2024	3	3	23	0	14	1.0	7.7	7.7
Total	14	19	165	1	29	1.4	8.7	11.8

#0 - Jeffrey M'Ba (Sr. - DL - 6-6 - 302)

mmm-BA

	GP	SOLO	AST	TOT	TFL	PD	FF	FR	BLK	SACK	INT
2022*	9	3	3	6	1-11	1	0	0	0	0	0
2023	12	8	8	16	2-5	0	0	0	0	1	0
2024	4	4	8	12	0-0	0	0	0	0	0	0
Purdue	16	12	16	28	2-5	0	0	0	0	1	0
Total	25	15	19	34	3-16	0	1	0	0	2	0

#1 - Markevious Brown (Sr. - DB - 5-11 - 176)

mar-KEY-vee-us

	GP	SOLO	AST	TOT	TFL	PD	FF	FR	BLK	SACK	INT
2021*	5	1	2	3	0-0	0	0	0	0	0	0
2022*	13	14	5	19	1-3	2	0	0	0	0	0
2023	12	32	13	45	3-17	6	2	0	0	1	0
2024	4	8	1	9	0-0	3	0	0	0	0	0
Purdue	16	40	14	54	3-17	9	2	0	0	1	0
Total	34	55	21	76	4-20	11	2	0	0	1	0

#1 - Hudson Card (Sr. - QB - 6-3 - 210)

	GP	C-A-I	YDS	TD	LG	PCT	AVG/P	AVG/G	EFFIC
2020*	2	1-3-0	5	0	5	33.3	5.0	2.5	47.3
2021*	8	51-83-1	590	5	52	61.4	11.6	73.8	138.6
2022*	12	75-108-1	928	6	45	69.4	12.4	77.3	158.1
2023	11	215-365-8	2387	15	84	58.9	11.1	217.0	123.0
2024	4	60-91-4	627	7	52	65.9	10.5	156.8	140.4
Purdue	15	275-456-12	3014	22	84	60.3	11.0	200.9	126.5
Total	37	402-650-14	4537	33	84	61.8	11.3	122.6	132.9

#1 - Hudson Card (Sr. - QB - 6-3 - 210)

	Rush	YDS	TD	Long	AVG/A	AVG/G
2020*	4	11	0	7	2.8	5.5
2021*	26	17	1	13	0.7	2.1
2022*	17	46	0	32	2.7	3.8
2023	93	203	5	25	2.2	18.5
2024	19	-15	0	23	-0.8	-3.8
Purdue	112	188	5	25	1.7	12.5
Total	159	262	6	32	1.6	7.1

#2 - Nyland Green (Jr. - DB - 6-1 - 186)

NYE-land

	GP	SOLO	AST	TOT	TFL	PD	FF	FR	BLK	SACK	INT
2021*	3	1	1	2	0-0	0	0	0	0	0	0
2022*	10	3	0	3	0-0	1	0	0	0	0	0
2023*	13	5	2	7	0-5-1	1	0	0	0	0	0
2024	1	1	3	4	0-0	0	0	0	0	0	0
Total	27	10	6	16	0-5-1	2	0	0	0	0	0

#3 - Derrick Rogers Jr. (So. - DB - 6-1 - 175)

	GP	SOLO	AST	TOT	TFL	PD	FF	FR	BLK	SACK	INT
2023	12	5	1	6	0-0	3	0	0	0	0	0
2024	3	0	0	0	0-0	0	0	0	0	0	0
Total	15	5	1	6	0-0	3	0	0	0	0	0

#4 - Kam Brown (Sr. - WR - 6-1 - 185)

	GP	REC	YDS	TD	Long	REC/G	AVG/C	AVG/G
2019*	3	2	19	0	20	0.7	9.5	6.3
2020*	6	5	55	0	15	0.8	11.0	9.2
2021*	12	17	247	2	39	1.4	14.5	20.6
2022*	11	24	362	3	51	2.2	15.1	32.9
2023*	9	13	163	1	67	1.4	12.5	18.1
2024	3	2	68	0	52	0.7	34.0	22.7
Total	44	63	914	6	67	1.4	14.5	20.8

#4 - Kydran Jenkins (Sr. - Rush End - 6-1 - 253)

KAY-dran

	GP	SOLO	AST	TOT	TFL	PD	FF	FR	BLK	SACK	INT
2020	1	0	0	0	0-0	0	0	0	0	0	0
2021	13	25	10	35	8-47	1	0	0	0	5	0
2022	14	24	8	32	8-36	1	1	0	1	4	0
2023	12	40	17	57	15.5-80	1	2	0	0	7.5	0
2024	4	19	13	32	5.5-24	0	0	0	0	3.5	0
Total	44	108	48	156	37-187	3	2	2	1	20	0

#5 - Marcos Davila (Fr. - QB - 6-3 - 244)

mar-COES DAH-vuh-lah

	GP	C-A-I	YDS	TD	LG	PCT	AVG/P	AVG/G	EFFIC
2024									
		Rush	YDS	TD	Long	AVG/A	AVG/G		
2024									

#6 - Arhmad Branch (R-Fr. - WR - 6-0 - 180)

	GP	REC	YDS	TD	Long	REC/G	AVG/C	AVG/G
2023	1	0	0	0	0	0	0	0
2024	2	0	0	0	0	0	0	0
Total	3	0	0	0	0	0	0	0

#7 - Jahmal Edrine (Jr. - WR - 6-3 - 215)

jah-MAL ED-ren

	GP	REC	YDS	TD	Long	REC/G	AVG/C	AVG/G
2021*	2	1	9	0	9	0.5	9.0	4.5
2022*	11	39	570	6	45	3.5	14.6	51.8
2023								
2024	2	5	77	0	20	2.5	15.4	38.5
Total	15	45	656	6	45	3.0	14.6	43.7

#7 - Salim Turner-Muhammad (Sr. - DB - 6-0 - 195)

sah-LEEM

	GP	SOLO	AST	TOT	TFL	PD	FF	FR	BLK	SACK	INT
2020*	5	14	3	17	1-1	1	1	0	0	0	0
2021*	4	5	4	9	0-0	0	0	0	0	0	0
2022*	12	3	5	8	0-0	1	0	0	0	0	0
2023											
2024	2	3	0	3	0-0	0	0	0	0	0	0
Total	23	25	12	37	1-1	2	1	0	0	0	0

#8 - CJ Madden (So. - Rush End - 6-4 - 263)

	GP	SOLO	AST	TOT	TFL	PD	FF	FR	BLK	SACK	INT
2022*	1	0	0	0	0-0	0	0	0	0	0	0
2023*	7	3	0	3	0-0	0	0	0	0	0	0
2024	3	5	2	7	0.5-0	0	0	0	0	0	0
Total	11	8	2	10	0.5-0	0	0	0	0	0	0

#8 - DeNylon Morrisette (So. - WR - 6-1 - 200)

	GP	REC	YDS	TD	Long	REC/G	AVG/C	AVG/G
2022*	10	4	34	0	16	0.4	8.5	3.4
2023*	3							
2024	4	6	54	2	19	1.5	9.0	13.5
Total	17	10	88	2	19	0.6	8.8	5.2

#9 - CJ Smith (So. - WR - 6-3 - 195)

	GP	REC	YDS	TD	Long	REC/G	AVG/C	AVG/G
2022*	2							
2023*	10	6	116	0	47	0.6	19.3	11.6
2024								
Total	12	6	116	0	47	0.5	19.3	9.7

#10 - Kyndrich Breedlove (Jr. - DB - 5-11 - 185)

KEN-drick

	GP	SOLO	AST	TOT	TFL	PD	FF	FR	BLK	SACK	INT
2021*	9	0	1	1	0-0	0	0	0	0	0	0
2022*	1	0	0	0	0-0	0	0	0	0	0	0
2023*	9	11	1	12	1-1	0	1	0	0	0	0
2024	4	10	5	15	1-5	1	0	0	0	0	0
Total	23	21	7	28	2-6	1	1	0	0	0	0

#11 - Antonio Stevens (Sr. - DB - 6-2 - 217)

	GP	SOLO	AST	TOT	TFL	PD	FF	FR	BLK	SACK	INT
2020	4	0	0	0	0-0	0	0	0	0	0	0
2022	13	7	1	8	0-0	0	0	0	0	0	0
2023	12	14	3	17	0-0	0	0	2	0	0	0
2024	3	8	10	18	0.5-0	0	0	0	0	0	0
Total	32	29	14	43	0.5-0	0	0	2	0	0	0

#12 - Leland Smith (So. - WR - 6-4 - 219)

	GP	REC	YDS	TD	Long	REC/G	AVG/C	AVG/G
2024	4	5	67	2	31	1.3	13.4	16.8

#12 - Tarrion Grant (Fr. - DB - 6-2 - 197)

tah-RON

	GP	SOLO	AST	TOT	TFL	PD	FF	FR	BLK	SACK	INT
2024	4	4	3	7	0-0	0	0	0	0	0	0

#13 - Koy Beasley (Fr. - DB - 5-10 - 187)

	GP	SOLO	AST	TOT	TFL	PD	FF	FR	BLK	SACK	INT
2024	1	0	0	0	0	0	0	0	0	0	0

#13 - Jaron Tibbs (So. - WR - 6-3 - 214)

juh-RON

	GP	REC	YDS	TD	Long	REC/G	AVG/C	AVG/G
2023	8	5	42	0	14	0.6	8.4	5.3
2024	4	10	79	1	19	2.5	7.9	19.8
Total	12	15	121	1	19	1.3	8.1	10.1

#14 - Yanni Karlaftis (Jr. - LB - 6-3 - 235)

yah-KNEE CAR-lof-tis

	GP	SOLO	AST	TOT	TFL	PD	FF	FR	BLK	SACK	INT
2021	4	1	0	1	0-0	0	0	0	0	0	0
2022	9	2	2	4	0.5-1	0	0	0	0	0.5	0
2023	12	28	27	55	2.5-13	0	1	0	0	2.5	0
2024	4	9	9	18	0-0	1	0	0	0	0	0
Total	29	40	38	78	3-14	1	0	1	0	3	0

#15 - Ryan Browne (R-Fr. - QB - 6-4 - 210)

	GP	C-A-I	YDS	TD	LG	PCT	AVG/P	AVG/G	EFFIC
2023	1	12-16-2	104	0	28	75.0	8.7	104.0	104.6
2024	1	6-10-0	62	0	16	60.0	10.3	62.0	112.1
Total	12	18-26-2	166	0	28	69.2	9.2	83.0	107.5

#15 - Ryan Browne (R-Fr. - QB - 6-4 - 210)

	Rush	YDS	TD	Long	AVG/A	AVG/G
2023	21	85	0	12	4.0	85.0
2024	3	10	0	8	3.3	10.0
Total	24	95	0	12	4.0	47.5

#15 - Will Heldt (So. - Rush End - 6-6 - 265)

	GP	SOLO	AST	TOT	TFL	PD	FF	FR	BLK	SACK	INT
2023	12	8	4	12	1-4	0	0	0	0	0	0
2024	4	11	8	19	4-12	0	0	0	0	2.5	0
Total	16	19	12	31	5-16	0	0	0	0	2.5	0



GAME 5 NOTES • Purdue at Wisconsin



CAREER STATS (* - AT PREVIOUS SCHOOL)

#30 - Keelan Crimmins (Jr. • P • 6-3 • 223)

	GP	Punts	YDS	Long	Avg.	FC	I20	50+
2023*	12	49	2003	55	40.9	28	13	6
2024	4	23	1044	64	45.4	9	5	3
Total	16	72	3047	64	42.3	37	18	9

#81 - George Burhenn (So. • TE • 6-5 • 240)

	GP	REC	YDS	TD	Long	REC/G	AVG/C	AVG/G
2023	11	5	74	1	33	0.5	14.8	6.7
2024	1	1	3	0	3	1.0	3.0	3.0
Total	12	6	77	1	33	0.5	12.8	6.4

#31 - Dillon Thieneman (Fr. • DB • 6-0 • 207)

	GP	SOLO	AST	TOT	TFL	PD	FF	FR	BLK	SACK	INT
2023	12	74	32	106	2-6	2	2	0	0	0	6
2024	4	21	13	34	1-2	1	0	0	0	1	0
Total	16	95	45	140	3-8	3	2	0	0	1	6

#82 - Drew Biber (Jr. • TE • 6-5 • 245)

	GP	REC	YDS	TD	Long	REC/G	AVG/C	AVG/G
2021	2	0	0	0	0	0.0	0.0	0.0
2022	11	1	6	0	6	0.1	6.0	0.5
2023	12	1	16	1	16	0.1	16.0	1.3
2024	4	6	45	0	13	1.5	7.5	11.3
Total	29	8	67	1	16	0.3	8.4	2.3

#32 - Joseph Jefferson II (So. • DB • 6-0 • 190)

	GP	SOLO	AST	TOT	TFL	PD	FF	FR	BLK	SACK	INT
2022	1	0	0	0	0-0	0	0	0	0	0	0
2023	11	2	0	2	0-0	0	0	0	0	0	0
2024	4	13	7	20	1-6	0	0	0	0	0	0
Total	16	15	7	22	1-6	0	0	0	0	0	0

#86 - Max Klare (So. • TE • 6-4 • 240)

	GP	REC	YDS	TD	Long	REC/G	AVG/C	AVG/G
2022	1	0	0	0	0	0	0	0
2023	5	22	196	0	27	4.4	8.9	39.2
2024	4	13	193	2	43	3.3	14.8	48.3
Total	10	35	389	2	43	3.5	11.1	38.9

#34 - Damarijhe Lewis (R-Jr. • DL • 6-3 • 300)

	GP	SOLO	AST	TOT	TFL	PD	FF	FR	BLK	SACK	INT
2020*	1	0	0	0	0-0	0	0	0	0	0	0
2021	12	3	5	8	1-1	1	0	0	0	0	0
2023	2	0	0	0	0-0	0	0	0	0	0	0
2024	4	6	7	13	3-4	0	0	0	1	0	0
Purdue	18	9	12	21	4-5	1	0	0	1	0	0
Total	19	9	12	21	4-5	1	0	0	1	0	0

#91 - Cole Brevard (Sr. • DL • 6-3 • 333)

	GP	SOLO	AST	TOT	TFL	PD	FF	FR	BLK	SACK	INT
2021*	1	0	0	0	0-0	0	0	0	0	0	0
2022	14	6	4	10	0-0	0	0	0	0	0	0
2023	12	6	3	9	2.5-9	0	0	2	0	1	0
2024	4	3	2	5	2-4	0	0	0	0	0	0
Purdue	30	15	9	24	4.5-13	0	0	2	0	1	0
Total	31	15	9	24	4.5-13	0	0	2	0	1	0

#35 - Spencer Porath (Fr. • K • 5-11 • 201)

	GP	FGM	FGA	LONG	PCT	BLK	PAT	PTS
2024	3	1	2	45	50.00	0	12	15

#92 - Mo Omonode (Jr. • DL • 6-0 • 286)

	GP	SOLO	AST	TOT	TFL	PD	FF	FR	BLK	SACK	INT
2022	11	5	2	7	0.5-2	0	0	0	0	0.5	0
2023	12	9	5	14	2.5-13	0	0	0	0	2	0
2024	4	3	4	7	1-1	0	0	0	0	0	0
Total	27	17	11	28	4-16	0	0	0	0	2.5	0

#36 - RJ Lopez (Sr. • K • 5-11 • 180)

	GP	FGM	FGA	LONG	PCT	BLK	PAT	PTS
2020*	7	0	0	0	0	0	0	0
2021*	12	0	0	0	0	0	0	0
2022*	13	0	0	0	0	0	0	0
2023*	11	6	11	47	54.55	2	31-32	49
2024	43	6	11	47	54.55	2	31-32	49
Total	86	12	23	94	54.55	4	62-63	98
	KO	YDS	AVG	TB	OB			
2020*	44	2751	62.5	25	1			
2021*	81	5182	64.0	25	0			
2022*	91	5707	62.7	52	2			
2023*	15	955	63.7	60	0			
2024	43	14595	63.2	7	3			
Total	274	22549	63.2	109	3			

#95 - Joe Anderson (Sr. • DL • 6-4 • 290)

	GP	SOLO	AST	TOT	TFL	PD	FF	FR	BLK	SACK	INT
2019*	1	1	0	1	0-0	0	0	0	0	0	0
2020*	4	1	2	3	0-0	0	0	0	0	0	0
2021	5	3	3	6	1-2	0	0	0	0	1	0
2022	5	0	1	1	0-0	0	0	0	0	0	0
2023	12	9	7	16	2-2	0	0	0	0	0	0
2024	3	0	3	3	0-0	0	0	0	1	0	0
Purdue	25	12	14	26	3-4	0	0	0	1	1	0
Total	30	14	16	30	3-4	0	0	0	1	1	0

#39 - Ben Freehill (Sr. • K • 6-1 • 195)

	GP	FGM	FGA	LONG	PCT	BLK	PAT	PTS
2020*	1	-	-	-	-	-	1-1	1
2021	6	-	-	-	-	-		
2022	4	-	-	-	-	-		
2023	8	6	11	44	42.86	1	21-22	39
2024	4							
Total	22	6	11	44	54.55	1	21-22	40
	KO	YDS	AVG	TB	OB			
2021	42	2,549	60.7	15	1			
2022	12	671	55.9	1	1			
2023	19	1083	57.0	5	1			
2024	16	995	62.2	8	0			
Total	89	5298	59.5	29	3			

#99 - Jireh Ojata (Sr. • RUSH END • 6-4 • 267)

	GP	SOLO	AST	TOT	TFL	PD	FF	FR	BLK	SACK	INT
2020*	6	13	9	22	3.5-16	1	1	0	0	1.5	0
2021*	10	22	13	35	17-114	2	2	1	0	14	0
2022*	10	22	28	50	12-71	3	2	0	0	7	0
2023*	10	32	20	52	16.5-81	1	2	2	4	8	0
2024	4	3	0	3	0-0	0	0	0	0	0	0
Total	40	92	70	162	49-282	7	7	3	4	30.5	0

#45 - Devin Mockobee (Jr. • RB • 6-0 • 207)

	GP	Rush	YDS	TD	Long	AVG/A	AVG/G
2022	13	195	968	9	68	5.0	74.5
2023	12	172	811	6	65	4.7	67.6
2024	4	49	317	1	63	6.5	79.3
Total	29	416	2096	16	68	5.0	72.3
	REC	YDS	TD	Long	REC/G	AVG/C	AVG/G
2022	32	274	0	28	2.5	8.6	21.1
2023	19	180	1	38	1.6	9.5	15.0
2024	4	22	0	14	1.0	5.5	5.5
Total	55	476	1	38	1.9	8.7	16.4

#55 - Jamarius Dinkins (Jr. • DL • 6-5 • 280)

	GP	SOLO	AST	TOT	TFL	PD	FF	FR	BLK	SACK	INT
2021*	3	0	1	1	0.5-2	0	0	0	0	0	0
2022*	9	3	6	9	1-1	0	0	0	0	1	0
2023*	11	3	6	9	1-4	0	0	0	0	0	0
2024	3	2	1	3	0-0	0	0	0	0	0	0
Total	26	8	14	22	2.5-7	0	0	0	0	1	0





2024-25 Purdue Football
Overall Team Statistics
All games

Page 1/2
as of Sep 28, 2024

Team Statistics

	PURDUE	OPP
Scoring	87	132
Points per game	21.8	33.0
Points Off Turnovers	0	28
First Downs	57	88
Rushing	28	48
Passing	28	28
Penalty	1	12
Rushing Yardage	599	968
Yards gained rushing	706	1052
Yards lost rushing	107	84
Rushing attempts	117	176
Average per rush	5.1	5.5
Average per game	149.8	242.0
TDs Rushing	5	12
Passing Yardage	689	614
Comp-Att-Int	66-101-4	49-80-0
Average per pass	6.8	7.7
Average per catch	10.4	12.5
Average per game	172.3	153.5
TDs Passing	7	3
Total offense	1288	1582
Total plays	218	256
Average per play	5.9	6.2
Average per game	322.0	395.5
Kick returns: #-Yards	5-121	7-120
Punt returns: #-Yards	5-63	8-42
Int returns: #-Yards	0-0	4-87
Kick return average	24.2	17.1
Punt return average	12.6	5.3
Int return average	0.0	21.8
Fumbles-Lost	4-2	0-0
Penalties-Yards	33-368	24-197
Average per game	92.0	49.3
Punts-Yards	23-1044	19-733
Average per punt	45.4	38.6
Net punt average	42.3	32.4
Kickoffs-Yards	17-1002	24-1553
Average per kick	58.9	64.7
Net kick average	36.9	39.9
Time of possession / game	25:49	34:11
3rd-down conversion	17/48	16/46
3rd-down pct	35%	35%
4rd-down conversion	1/4	2/4

**2024-25 Purdue Football
Overall Team Statistics
All games**Page 2/2
as of Sep 28, 2024

	PURDUE	OPP
4rd-down pct	25%	50%
Sacks by-Yards	9-47	11-83
Misc Yards	0	0
Touchdowns scored	12	18
Field goals - attempts	1-2	2-7
On-Side kicks	0-1	0-0
Red-zone scores	(9-12) 75%	(10-13) 77%
Red-zone touchdowns	(9-12) 75%	(9-13) 69%
PAT-attempts	(12-12) 100%	(18-18) 100%
2-point conversion-attempts	(0-0) 0%	(0-0) 0%
Attendance	182370	34340
Games / Avg per game	3/60790	1/34340
Neutral site games	-	0/0

Score by Periods

Team	1st	2nd	3rd	4th	OT	TOT
Purdue	7	21	24	35	0	87
Opponents	21	38	24	49	0	132



**2024-25 Purdue Football
Individual Statistics
All games**Page 1/3
as of Sep 28, 2024**Rushing**

Player	gp	att	gain	loss	net	avg	td	lg	avg/g
Devin Mockobee	4	49	327	10	317	6.5	1	63	79.3
Reggie Love III	4	37	203	5	198	5.4	2	22	49.5
Elijah Jackson	4	3	83	0	83	27.7	1	69	20.8
Jaheim Merriweather	2	4	12	0	12	3.0	1	4	6.0
Ryan Browne	1	3	13	3	10	3.3	0	8	10.0
Hudson Card	4	19	68	83	-15	-0.8	0	23	-3.8
Team	4	2	0	6	-6	-3.0	0	0	-1.5
Total	4	117	706	107	599	5.1	5	69	149.8
Opponents	4	176	1052	84	968	5.5	12	70	242.0

Passing

Player	gp	effic	comp-att-int	pct	yds	td	lg	avg/g
Hudson Card	4	140.4	60-91-4	65.9	627	7	52	156.8
Ryan Browne	1	112.1	6-10-0	60.0	62	0	16	62.0
Total	4	137.6	66-101-4	65.3	689	7	52	172.3
Opponents	4	138.1	49-80-0	61.3	614	3	42	153.5

Receiving

Player	gp	no.	yds	avg	td	lg	avg/g
Max Klare	4	13	193	14.8	2	43	48.3
Jaron Tibbs	4	10	79	7.9	1	19	19.8
Drew Biber	4	6	45	7.5	0	13	11.3
De'Nylon Morrisette	4	6	54	9.0	2	19	13.5
Jahmal Edrine	2	5	77	15.4	0	20	38.5
Leland Smith	4	5	67	13.4	2	31	16.8
Devin Mockobee	4	4	22	5.5	0	14	5.5
Shamar Rigby	4	4	23	5.8	0	8	5.8
Andrew Sowinski	4	3	24	8.0	0	12	6.0
Jayden Dixon-Veal	3	3	23	7.7	0	14	7.7
Kam Brown	3	2	68	34.0	0	52	22.7
Reggie Love III	4	2	2	1.0	0	5	0.5
Hudson Card	4	1	-7	-7.0	0	0	-1.8
George Burhenn	1	1	3	3.0	0	3	3.0
Jesse Watson	1	1	16	16.0	0	16	16.0
Total	4	66	689	10.4	7	52	172.3
Opponents	4	49	614	12.5	3	42	153.5

Punt Returns

Player	no.	yds	avg	td	lg
Dillon Thieneman	4	49	12.3	0	20
Andrew Sowinski	1	14	14.0	0	14
Total	5	63	12.6	0	20
Opponents	8	42	5.3	0	11

Interceptions

Player	no.	yds	avg	td	lg
Total	0	0	0.0	0	0
Opponents	4	87	21.8	3	34

Kick Returns

Player	no.	yds	avg	td	lg
Elijah Jackson	5	99	19.8	0	33
Total	5	121	24.2	0	33
Opponents	7	120	17.1	0	30

Fumble Returns

Player	no.	yds	avg	td	lg
Total	0	0	0.0	0	0
Opponents	2	0	0.0	0	0

**2024-25 Purdue Football
Individual Statistics
All games**Page 2/3
as of Sep 28, 2024**Scoring**

			PAT						
Player	td	fg	kick	rush	rcv	pass	dxp	saf	pts
Spencer Porath	-	1-2	12-12	-	-	-	-	-	15
Reggie Love III	2	-	-	-	-	-	-	-	12
De'Nylon Morrisette	2	-	-	-	-	-	-	-	12
Max Klare	2	-	-	-	-	-	-	-	12
Leland Smith	2	-	-	-	-	-	-	-	12
Devin Mockobee	1	-	-	-	-	-	-	-	6
Jaron Tibbs	1	-	-	-	-	-	-	-	6
Elijah Jackson	1	-	-	-	-	-	-	-	6
Jaheim Merriweather	1	-	-	-	-	-	-	-	6
Total	12	1-2	12-12	0	0	0	0	0	87
Opponents	18	2-7	18-18	0	0	0	0	0	132

Field Goals

Player	fg	pct.	01-19	20-29	30-39	40-49	50-99	lg	blk
Spencer Porath	1-2	50.0	0-0	0-0	0-1	1-1	0-0	45	0
Opponents	2-7	28.6	0-0	1-1	0-1	1-4	0-1	42	2

FG Sequence

Team Name	Purdue	Opponents
Nebraska	39,(45)	42,44,32
Indiana St.		45
Notre Dame		(42)
Oregon St.		52,(29)

Numbers in (parentheses) indicate field goal was made

Total Offense

Player	g	plays	rush	pass	total	avg/g
Hudson Card	4	110	-15	627	612	153.0
Devin Mockobee	4	49	317	0	317	79.3
Reggie Love III	4	37	198	0	198	49.5
Elijah Jackson	4	3	83	0	83	20.8
Ryan Browne	1	13	10	62	72	72.0
Jaheim Merriweather	2	4	12	0	12	6.0
Team	4	0	-6	0	-6	-1.5
Total	4	218	599	689	1288	322.0
Opponents	4	256	968	614	1582	395.5

Punting

Player	no.	yds	avg	lg	tb	fc	20	50+	blk
Keelan Crimmins	23	1044	45.4	64	2	9	5	3	0
Total	23	1044	45.4	64	2	9	5	3	0
Opponents	19	733	38.6	57	2	8	3	1	1

Kickoffs

Player	no.	yds	avg	tb	ob	retn	net	ydln
Ben Freehill	17	1002	58.9	8	0			
Total	17	1002	58.9	8	0	7	36.9	28
Opponents	24	1553	64.7	19	0	5	39.9	25





2024-25 Purdue Football
Individual Statistics
All games

Page 3/3
 as of Sep 28, 2024

All Purpose

Player	g	rush	rcv	pr	kr	ir	total	avg/g
Devin Mockobee	4	317	22	0	0	0	339	84.8
Reggie Love III	4	198	2	0	0	0	200	50.0
Max Klare	4	0	193	0	0	0	193	48.3
Elijah Jackson	4	83	0	0	99	0	182	45.5
Leland Smith	4	0	67	0	22	0	89	22.3
Jaron Tibbs	4	0	79	0	0	0	79	19.8
Jahmal Edrine	2	0	77	0	0	0	77	38.5
Kam Brown	3	0	68	0	0	0	68	22.7
De'Nylon Morrisette	4	0	54	0	0	0	54	13.5
Dillon Thieneman	4	0	0	49	0	0	49	12.3
Drew Biber	4	0	45	0	0	0	45	11.3
Andrew Sowinski	4	0	24	14	0	0	38	9.5
Jayden Dixon-Veal	3	0	23	0	0	0	23	7.7
Shamar Rigby	4	0	23	0	0	0	23	5.8
Jesse Watson	1	0	16	0	0	0	16	16.0
Jaheim Merriweather	2	12	0	0	0	0	12	6.0
Ryan Browne	1	10	0	0	0	0	10	10.0
George Burhenn	1	0	3	0	0	0	3	3.0
Hudson Card	4	-15	-7	0	0	0	-22	-5.5
Team	4	-6	0	0	0	0	-6	-1.5
Total	4	599	689	63	121	0	1472	368.0
Opponents	4	968	614	42	120	87	1831	457.8





2024-25 Purdue Football
Overall Defense Statistics
All games

Page 1/1
as of Sep 28, 2024

Team Defense

			Tackles				Sacks	Pass defense			Fumbles		blkd	
##	Player	gp	ua	a	tot	tfl/yds	no-yds	int-yds	brup	qbh	fr-yds	ff	kick	saf
31	Dillon Thieneman	4	21	13	34	1-2	1-2	.	1
4	Kydran Jenkins	4	19	13	32	5.5-24	3.5-18	.	.	2
32	Joseph Jefferson II	4	13	7	20	1-6
15	Will Heldt	4	11	8	19	4-12	2.5-9	.	.	4
11	Antonio Stevens	3	8	10	18	0.5-0
14	Yanni Karlaftis	4	9	9	18	.	.	.	1	2
10	Kyndrich Breedlove	4	10	5	15	1-5	.	.	1	1
34	Damarjhe Lewis	4	6	7	13	3-4	1	.
0	Jeffrey M'ba	4	4	8	12
17	Shitta Sillah	4	4	7	11	2.5-12	1-10
1	Markevious Brown	4	8	1	9	.	.	.	3
12	Tarrion Grant	4	4	3	7
8	C.J. Madden	3	5	2	7	0.5-0	.	.	.	1
92	Mo Omonode	4	3	4	7	1-1
20	Winston Berglund	2	4	2	6	1-8	1-8
91	Cole Brevard	4	3	2	5	2-4
19	Botros Alisandro	4	2	2	4	.	.	.	1
2	Nyland Green	1	1	3	4
40	Hudson Miller	4	2	2	4
95	Joe Anderson	3	.	3	3	1	.
44	Nick Levy	4	1	2	3
55	Jamarius Dinkins	3	2	1	3
99	Jireh Ojata	4	3	.	3
7	Salim Turner-Muhammad	2	3	.	3
24	Anthony Brown	4	.	2	2
41	Ben Furtney	4	.	2	2
39	Ben Freehill	4	1	.	1
37	Joey Sumlin	1	1	.	1
97	Jamarrion Harkless	4	.	1	1
23	Trey Smith	2	1	.	1
16	Shamar Rigby	4	1	.	1
18	Demeco Kennedy	4	.	1	1
25	Ty Hudkins	4	1	.	1
85	Caleb Irving	2	1	.	1
12	Leland Smith	4	1	.
Totals		4	152	120	272	23-78	9-47	0-0	7	10	0-0	0	3	0
Opponents		4	138	72	210	22-111	11-83	4-87	11	9	2-0	3	0	0





2024-25 Purdue Football
Overall Team Statistics
In Conference games

Page 1/2
as of Sep 28, 2024

Team Statistics

	PURDUE	OPP
Scoring	10	28
Points per game	10.0	28.0
Points Off Turnovers	0	7
First Downs	12	25
Rushing	4	6
Passing	8	11
Penalty	0	8
Rushing Yardage	50	161
Yards gained rushing	96	171
Yards lost rushing	46	10
Rushing attempts	31	32
Average per rush	1.6	5.0
Average per game	50.0	161.0
TDs Rushing	0	2
Passing Yardage	174	244
Comp-Att-Int	18-25-1	16-26-0
Average per pass	7.0	9.4
Average per catch	9.7	15.3
Average per game	174.0	244.0
TDs Passing	1	1
Total offense	224	405
Total plays	56	58
Average per play	4.0	7.0
Average per game	224.0	405.0
Kick returns: #-Yards	1-27	1-8
Punt returns: #-Yards	0-0	3-9
Int returns: #-Yards	0-0	1-29
Kick return average	27.0	8.0
Punt return average	0.0	3.0
Int return average	0.0	29.0
Fumbles-Lost	0-0	0-0
Penalties-Yards	13-165	11-94
Average per game	165.0	94.0
Punts-Yards	6-258	3-103
Average per punt	43.0	34.3
Net punt average	41.5	27.7
Kickoffs-Yards	3-165	5-324
Average per kick	55.0	64.8
Net kick average	35.7	39.4
Time of possession / game	29:42	30:18
3rd-down conversion	7/15	1/8
3rd-down pct	47%	13%
4rd-down conversion	0/0	1/1



**2024-25 Purdue Football
Overall Team Statistics
In Conference games**

Page 2/2
as of Sep 28, 2024

	PURDUE	OPP
4rd-down pct	0%	100%
Sacks by-Yards	1-8	5-35
Misc Yards	0	0
Touchdowns scored	1	4
Field goals - attempts	1-2	0-3
On-Side kicks	0-0	0-0
Red-zone scores	(1-2) 50%	(2-4) 50%
Red-zone touchdowns	(1-2) 50%	(2-4) 50%
PAT-attempts	(1-1) 100%	(4-4) 100%
2-point conversion-attempts	(0-0) 0%	(0-0) 0%
Attendance	61441	0
Games / Avg per game	1/61441	0/0
Neutral site games	-	0/0

Score by Periods

Team	1st	2nd	3rd	4th	OT	TOT
Purdue	0	0	3	7	0	10
Opponents	0	0	7	21	0	28

**2024-25 Purdue Football
Individual Statistics
In Conference games**Page 1/2
as of Sep 28, 2024**Rushing**

Player	gp	att	gain	loss	net	avg	td	lg	avg/g
Devin Mockobee	1	13	47	6	41	3.2	0	10	41.0
Reggie Love III	1	10	36	3	33	3.3	0	13	33.0
Hudson Card	1	7	13	35	-22	-3.1	0	10	-22.0
Team	1	1	0	2	-2	-2.0	0	0	-2.0
Total	1	31	96	46	50	1.6	0	13	50.0
Opponents	1	32	171	10	161	5.0	2	31	161.0

Passing

Player	gp	effic	comp-att-int	pct	yds	td	lg	avg/g
Hudson Card	1	135.7	18-25-1	72.0	174	1	19	174.0
Total	1	135.7	18-25-1	72.0	174	1	19	174.0
Opponents	1	153.1	16-26-0	61.5	244	1	27	244.0

Receiving

Player	gp	no.	yds	avg	td	lg	avg/g
Jaron Tibbs	1	5	46	9.2	0	19	46.0
Drew Biber	1	3	24	8.0	0	12	24.0
Max Klare	1	3	40	13.3	0	17	40.0
Kam Brown	1	1	16	16.0	0	16	16.0
Hudson Card	1	1	-7	-7.0	0	0	-7.0
Reggie Love III	1	1	5	5.0	0	5	5.0
Devin Mockobee	1	1	14	14.0	0	14	14.0
De'Nylon Morrisette	1	1	14	14.0	0	14	14.0
Leland Smith	1	1	15	15.0	1	15	15.0
Shamar Rigby	1	1	7	7.0	0	7	7.0
Total	1	18	174	9.7	1	19	174.0
Opponents	1	16	244	15.3	1	27	244.0

Scoring

		PAT							
Player	td	fg	kick	rush	rcv	pass	dxp	saf	pts
Leland Smith	1	-	-	-	-	-	-	-	6
Spencer Porath	-	1-2	1-1	-	-	-	-	-	4
Total	1	1-2	1-1	0	0	0	0	0	10
Opponents	4	0-3	4-4	0	0	0	0	0	28

Field Goals

Player	fg	pct.	01-19	20-29	30-39	40-49	50-99	lg	blk
Spencer Porath	1-2	50.0	0-0	0-0	0-1	1-1	0-0	45	0
Opponents	0-3	0.0	0-0	0-0	0-1	0-2	0-0	0	2

FG Sequence

Team Name	Purdue	Opponents
Nebraska	39,(45)	42,44,32

Numbers in (parentheses) indicate field goal was made

Punt Returns

Player	no.	yds	avg	td	lg
Total	0	0	0.0	0	0
Opponents	3	9	3.0	0	8

Interceptions

Player	no.	yds	avg	td	lg
Total	0	0	0.0	0	0
Opponents	1	29	29.0	1	29

Kick Returns

Player	no.	yds	avg	td	lg
Elijah Jackson	1	5	5.0	0	5
Total	1	27	27.0	0	22
Opponents	1	8	8.0	0	8

Fumble Returns

Player	no.	yds	avg	td	lg
Total	0	0	0.0	0	0
Opponents	0	0	0.0	0	0

Total Offense

Player	g	plays	rush	pass	total	avg/g
Hudson Card	1	32	-22	174	152	152.0
Devin Mockobee	1	13	41	0	41	41.0
Reggie Love III	1	10	33	0	33	33.0
Team	1	0	-2	0	-2	-2.0
Total	1	56	50	174	224	224.0
Opponents	1	58	161	244	405	405.0

Punting

Player	no.	yds	avg	lg	tb	fc	20	50+	blk
Keelan Crimmins	6	258	43.0	49	0	1	0	0	0
Total	6	258	43.0	49	0	1	0	0	0
Opponents	3	103	34.3	39	1	1	2	0	0

Kickoffs

Player	no.	yds	avg	tb	ob	retn	net	ydl
Ben Freehill	3	165	55.0	1	0			
Total	3	165	55.0	1	0	1	35.7	29
Opponents	5	324	64.8	4	0	1	39.4	25

**2024-25 Purdue Football
Individual Statistics
In Conference games**Page 2/2
as of Sep 28, 2024**All Purpose**

Player	g	rush	rcv	pr	kr	ir	total	avg/g
Devin Mockobee	1	41	14	0	0	0	55	55.0
Jaron Tibbs	1	0	46	0	0	0	46	46.0
Max Klare	1	0	40	0	0	0	40	40.0
Reggie Love III	1	33	5	0	0	0	38	38.0
Leland Smith	1	0	15	0	22	0	37	37.0
Drew Biber	1	0	24	0	0	0	24	24.0
Kam Brown	1	0	16	0	0	0	16	16.0
De'Nylon Morrisette	1	0	14	0	0	0	14	14.0
Shamar Rigby	1	0	7	0	0	0	7	7.0
Elijah Jackson	1	0	0	0	5	0	5	5.0
Hudson Card	1	-22	-7	0	0	0	-29	-29.0
Team	1	-2	0	0	0	0	-2	-2.0
Total	1	50	174	0	27	0	251	251.0
Opponents	1	161	244	9	8	29	451	451.0





2024-25 Purdue Football
Overall Defense Statistics
In Conference games

Page 1/1
as of Sep 28, 2024

Team Defense

			Tackles				Sacks	Pass defense			Fumbles		blkd	
##	Player	gp	ua	a	tot	tfl/yds	no-yds	int-yds	brup	qbh	fr-yds	ff	kick	saf
31	Dillon Thieneman	1	6	3	9	.	.	.	1
32	Joseph Jefferson II	1	7	2	9
14	Yanni Karlaftis	1	5	3	8	.	.	.	1	1
4	Kydran Jenkins	1	3	2	5
20	Winston Berglund	1	4	1	5	1-8	1-8
2	Nyland Green	1	1	3	4
34	Damarjhe Lewis	1	1	2	3	1	.
15	Will Heldt	1	1	2	3	1
10	Kyndrich Breedlove	1	1	1	2	1
92	Mo Omonode	1	.	2	2
12	Tarrion Grant	1	1	.	1
95	Joe Anderson	1	.	1	1	1	.
97	Jamarrion Harkless	1	.	1	1
19	Botros Alisandro	1	.	1	1
0	Jeffrey M'ba	1	1	.	1
44	Nick Levy	1	.	1	1
1	Markevious Brown	1	1	.	1	.	.	.	1
41	Ben Furtney	1	.	1	1
91	Cole Brevard	1	1	.	1	1-2
Totals		1	33	26	59	2-10	1-8	0-0	3	3	0-0	0	2	0
Opponents		1	36	20	56	9-51	5-35	1-29	3	0	0-0	0	0	0





2024-25 Purdue Football
Games Played
All games

Page 1/2
as of Sep 28, 2024

##	Player	GP-GS	INS	ND	OSU	Nebr
0	Jeffrey M'ba	4/4	START	START	START	START
0	Jayden Dixon-Veal	3/0	XXX	XXX	XXX	...
1	Hudson Card	4/4	START	START	START	START
1	Markevious Brown	4/4	START	START	START	START
2	Nyland Green	1/1	START
2	Luke Jones	0/0
3	Derrick Rogers Jr.	3/0	XXX	XXX	...	XXX
3	Jaheim Merriweather	2/0	XXX	...	XXX	...
4	Kam Brown	3/0	...	XXX	XXX	XXX
4	Kydran Jenkins	4/4	START	START	START	START
5	Marcos Davila	0/0
5	Luke Williams	0/0
6	Arhmad Branch	2/0	XXX	XXX
6	Smiley Bradford	0/0
7	Salim Turner-Muhammad	2/0	XXX	XXX
7	Jahmal Edrine	2/2	START	START
8	C.J. Madden	3/0	XXX	XXX	XXX	...
8	De'Nylon Morrisette	4/2	XXX	XXX	START	START
9	C.J. Smith	0/0
9	Joe Strickland	1/0	XXX
10	Kyndrich Breedlove	4/3	START	START	START	XXX
10	Jesse Watson	1/0	XXX
11	Antonio Stevens	3/3	START	START	START	...
11	Tra'Mar Harris	2/0	XXX	XXX
12	Tarrison Grant	4/3	START	START	START	XXX
12	Leland Smith	4/0	XXX	XXX	XXX	XXX
13	Jaron Tibbs	4/3	XXX	START	START	START
13	Koy Beasley	1/0	XXX
14	Yanni Karlaftis	4/1	XXX	XXX	XXX	START
14	Jake Wilson	0/0
15	Will Heldt	4/4	START	START	START	START
15	Ryan Browne	1/0	XXX
16	Hudauri Hines	0/0
16	Shamar Rigby	4/4	START	START	START	START
17	Shitta Sillah	4/4	START	START	START	START
17	Christian Gelov	0/0
18	Bennett Meredith	0/0
18	Demeco Kennedy	4/0	XXX	XXX	XXX	XXX
19	Botros Alisandro	4/0	XXX	XXX	XXX	XXX
19	Tayvion Galloway	0/0
20	Winston Berglund	2/0	XXX	XXX
20	Carson Kitchel	0/0
21	D'Mon Marable	3/0	...	XXX	XXX	XXX
22	Owen Davis	0/0
23	Reggie Love III	4/0	XXX	XXX	XXX	XXX
23	Trey Smith	2/0	XXX	XXX
24	Anthony Brown	4/0	XXX	XXX	XXX	XXX
25	Ty Hudkins	4/0	XXX	XXX	XXX	XXX
26	Andrew Sowinski	4/0	XXX	XXX	XXX	XXX
27	Zeke Williams	1/0	...	XXX
28	Addai Lewellen	0/0
29	Earl Kulp	1/0	XXX
30	Keelan Crimmins	4/0	XXX	XXX	XXX	XXX
31	Dillon Thieneman	4/4	START	START	START	START
32	Joseph Jefferson II	4/1	XXX	XXX	XXX	START
33	Elijah Jackson	4/0	XXX	XXX	XXX	XXX
34	Damarjhe Lewis	4/1	START	XXX	XXX	XXX
35	Spencer Porath	4/0	XXX	XXX	XXX	XXX
36	R.J. Lopez	0/0
37	Joey Sumlin	1/0	XXX





2024-25 Purdue Football
Games Played
All games

Page 2/2
as of Sep 28, 2024

##	Player	GP-GS	INS	ND	OSU	Nebr
37	Antonio Harris	0/0
38	Luke Pettaway	0/0
39	Ben Freehill	4/0	XXX	XXX	XXX	XXX
40	Hudson Miller	4/0	XXX	XXX	XXX	XXX
41	Ben Furtney	4/0	XXX	XXX	XXX	XXX
42	Cooper Kitchel	0/0
43	Landon Heard	0/0
43	Claude Strnad	0/0
44	Nick Levy	4/0	XXX	XXX	XXX	XXX
44	Ayden Murray	0/0
45	Devin Mockobee	4/4	START	START	START	START
46	Sterling Smith	0/0
47	Jamari Payne	0/0
48	Bennett Boehnlein	4/0	XXX	XXX	XXX	XXX
49	Isaiah Needam	0/0
50	John Randle Jr.	1/0	XXX
51	Landon Drennan	0/0
52	Rod Green	0/0
53	Gus Hartwig	4/4	START	START	START	START
54	Luke Griffin	4/0	XXX	XXX	XXX	XXX
55	Jamarius Dinkins	3/0	XXX	XXX	...	XXX
55	DJ Wingfield	4/4	START	START	START	START
56	Reese Hill	0/0
57	Tom Ewing	0/0
59	Thomas Tinsley	0/0
61	Aaron Roberts	0/0
63	Marcus Mbow	4/4	START	START	START	START
65	Jordan King	0/0
66	Anthony Boswell	0/0
67	Drew Woodruff	0/0
68	Jimmy Liston	0/0
70	Max Parrott	0/0
71	Corey Stewart	3/3	...	START	START	START
72	Jaden Ball	1/0	XXX
73	Jaekwon Bouldin	0/0
74	Joshua Sales Jr.	3/1	START	XXX	XXX	...
75	Jalen Grant	2/0	XXX	XXX
76	Ethan Trent	1/0	XXX
77	Mahamane Moussa	4/4	START	START	START	START
78	Bakyne Coly	4/0	XXX	XXX	XXX	XXX
79	Joey Tanona	2/0	XXX	XXX
80	Ryne Shackelford	0/0
81	George Burhenn	1/0	XXX
82	Drew Biber	4/1	START	XXX	XXX	XXX
83	Andrew Adkison	4/0	XXX	XXX	XXX	XXX
84	Nolan Buckman	0/0
85	Caleb Irving	2/0	XXX	XXX
86	Max Klare	4/4	START	START	START	START
87	Adam Kidder	0/0
88	Donovan Hamilton	0/0
89	Luke Klare	0/0
90	James Hardy	0/0
91	Cole Brevard	4/4	START	START	START	START
92	Mo Omonode	4/0	XXX	XXX	XXX	XXX
93	Albert Schwartz	0/0
94	Elijah Taylor	0/0
95	Joe Anderson	3/3	...	START	START	START
96	Logan Jellison	0/0
97	Jamarrion Harkless	4/0	XXX	XXX	XXX	XXX
98	Drake Carlson	1/0	XXX
##	Player	GP-GS	INS	ND	OSU	Nebr
99	Jireh Ojata	4/0	XXX	XXX	XXX	XXX