



PURDUE IN 2022

Overall	3-2
Home	2-1
Away	1-1
Neutral	0-0
vs. Big Ten	1-1
vs. Ranked	1-0

BROADCAST INFORMATION

TELEVISION

Network	BTN
Play-by-Play	Lisa Byington
Analyst	Anthony Herron
Reporter	Meghan McKeown

RADIO

Network	Purdue Sports Radio Network
Flagship	96.5 FM WAZY
Play-by-Play	Tim Newton
Analyst	Pete Quinn
Producer	Rob Blackman
Sideline	Mark Herrmann
Engineer	Scott Fenstermaker
Free Online	Varsity Network

SERIES AT A GLANCE

Overall Record	1-2
In West Lafayette	1-0
In College Park	0-1
At Neutral	0-1
Streak	Purdue 1
Last Purdue Win	2019 - Home - Purdue 40, Maryland 14
Last Meeting	2019 - Home - Purdue 40, Maryland 14
First Meeting	2006 - Champs Bowl - Maryland 24, Purdue 7
Brohm vs. Maryland	1-0
Locksley vs. Purdue	0-1

TABLE OF CONTENTS

2 - Aidan O'Connell	15 - Starters
3 - Charlie Jones	16-20 - Game-by-Game
4-10 - Boiler Notes	20 - Big Plays
4 - Series History	21 - Player Trackers
5 - NCAA Rankings	22 - Season Highs
6 - Big Ten Standings	23-24 - Career Highs
11 - Ross-Ade Stadium	25 - The Last Time
12-13 - Purdue Roster	26-29 - Schedule Recap/Outlook
14 - Head Coach Jeff Brohm	30-34 - Career Info

WEEKLY AVAILABILITY

Monday - 11 a.m. - Jeff Brohm Press Conference (Mackey Media Room)
Tuesday - Approx. 5:45 p.m. - Offensive coach and players
Wednesday - Approx. 5:45 p.m. - Defensive coach and players
Thursday - Approx. 4:45 p.m. - Jeff Brohm

STRATEGIC COMMUNICATIONS

Director - Football Contact	Adam Kuffner
AK Cell/Email	662-816-0497 / kuffner@purdue.edu
Associate Athletics Director	Patrick Crawford
PC Cell/Email	337-412-4220 / pcrawf@purdue.edu
Associate Director	Ian MacDougall
IM Cell/Email	317-313-7486 / imacdoug@purdue.edu
Assistant Director	William Soule
WS Cell/Email	918-899-2053 / wsoule@purdue.edu

2022 SCHEDULE

PENN STATE Sept. 1 L, 35-31 (5-0)	INDIANA STATE Sept. 10 W, 56-0 (1-3)	AT SYRACUSE Sept. 17 L, 32-29 (5-0)	FLORIDA ATLANTIC Sept. 24 W, 28-26 (2-4)	AT MINNESOTA Oct. 1 W, 20-10 (4-1)	AT MARYLAND Oct. 8 Noon BTN (4-1)	NEBRASKA Oct. 15 7:30 PM BTN (2-3)	AT WISCONSIN Oct. 22 3:30 PM TBA (2-3)	IOWA Nov. 5 TBA TBA (3-2)	AT ILLINOIS Nov. 12 TBA TBA (4-1)	NORTHWESTERN Nov. 19 TBA TBA (1-4)	AT INDIANA Nov. 26 TBA TBA (3-2)

GAME

6

PURDUE BOILERMAKERS AT MARYLAND TERRAPINS

SATURDAY, OCT. 8 | NOON | COLLEGE PARK, MD. | SECU STADIUM

THE MATCHUP



PURDUE

3-2 (1-1 BIG TEN)

Rankings (AP/C) - RV / RV	Last - W, at #21 Minnesota - 20-10
Head Coach - Jeff Brohm	Alma Mater - Louisville, 1994
Career Record - 61-41 (9th)	Record at Purdue - 31-31 (6th)

MARYLAND

4-1 (1-1 BIG TEN)

Rankings (AP/C) - RV / RV	Last - W, vs. Michigan State - 27-13
Head Coach - Mike Locksley	Alma Mater - Towson, 1992
Career Record - 19-50 (8th)	Record at Maryland - 17-24 (4th)

TALE OF THE TAPE (PER GAME)

	PURDUE			MARYLAND		
	Stat	FBS	Conf.	Stat	FBS	Conf.
Points	32.8	56	6	35.0	38	4
Points Allowed	20.6	34	7	21.0	39	8
Rush Yards	140.4	85	10	174.0	52	7
Pass Yards	288.6	28	3	302.6	19	2
Total Offense	429.0	52	7	476.6	21	3
Total Defense	312.6	25	7	392.0	84	11

STORY LINES

• Coming off a big win at No. 21 Minnesota, Purdue Football remains away from home for its third road game in four contests. The Boilermakers (3-2, 1-1 BIG) head to Maryland (4-1, 1-1 BIG) for a cross-divisional matchup. Kickoff is set for noon on BTN (Oct. 8).

• Purdue won the last matchup between the two programs, a 40-14 victory in West Lafayette (Oct. 12, 2019) that included a pair of interceptions by Cory Trice (one returned for a touchdown).

• Handing the Golden Gophers their first loss of the season, 20-10 in Minneapolis, Purdue won its sixth game over a ranked team during the Jeff Brohm era.

• The Boilermakers have won five of their past six conference games away from home.

• Senior safety Cam Allen picked off a pair of passes in the win over Minnesota to earn BIG Defensive Player of the Week accolades. Allen now has three interceptions on the year to lead the Big Ten and rank fifth in the country.

A WIN WOULD

• Notch Purdue's seventh win away from home since the start of last season.

• Be the first time Purdue won on the road in back-to-back games since 2018.

• Even up the all-time series at Maryland at 2-2, and make it 1-1 in College Park.

• Give Jeff Brohm his 22nd Big Ten victory, pulling him within three of Stu Holcomb (47-55) for fifth most in Big Ten history.

• Aidan O'Connell paces the Big Ten in passing yards, averaging 299.8 yards per game.

• Charlie Jones has been one of the best receivers in the country all season long. The Iowa transfer ranks second nationally in receptions per game (9.4) and receiving touchdowns (7), while ranking third in receiving yards (588). He leads the Big Ten in all three categories.

• Purdue has scored 19 out of 20 times (95%) to have the nation's 13th-best red zone offense. Even better, 17 of those 19 red zone scores have been touchdowns (89%).

• The Boilermakers have gotten off to fast starts this season, outscoring the opposition 47-3 in the first quarter. Purdue's defense has forced a fumble and four three-and-outs to begin games.

• Known for being a passing offense, the Boilermakers have had two walk-on running backs produce 100-yard games over the past two weeks (Dylan Downing - 113 vs. FAU, Devin Mockobee - 112 at No. 21 Minnesota).

NUMBERS TO KNOW

1

Charlie Jones leads the Big Ten in receptions per game (9.4), receiving yards (588) and receiving touchdowns (7). The Purdue wide receiver ranks Top 3 nationally in all three categories.

3

The Purdue offensive line is only allowing 3 tackles-for-loss per game, the fewest in the Big Ten and fourth nationwide.

6

With the victory over No. 21 Minnesota, Purdue won its sixth game over a ranked opponent under head coach Jeff Brohm.

100

Eclipsing the 100-yard mark at Minnesota, Devin Mockobee (112 yards) became the first Boilermaker freshman to record a 100-yard rushing game since Brian Lankford-Johnson (Oct. 8, 2016 at Illinois).





GAME 6 NOTES • Purdue at Maryland

QB1 - NO. 16 AIDAN O'CONNELL



Full Name: Aidan James O'Connell

Year: Sixth Year

Height: 6-3

Weight: 210

Hometown: Long Grove, Ill.

High School: Stevenson

Bachelor's: General Management (May 2020)

Master's: Tech, Leadership, Innovation (May 2022)

Birthdate: Sept. 1, 1998

Parents: James & Kathy

Siblings: Sean, Patrick, Liam, Seamus, Grace

Wife: Jael (Johnson) - July 30, 2022

- Jael (JAY-elle) was a four-year letterwinner with Purdue Volleyball and a two-time Academic All-Big Ten honoree.

Played youth football with Charlie Jones growing up for the Buffalo Grove Bisons.

Avid golfer, around an eight-handicap.

IN ELITE COMPANY

- Dating back to last season, Aidan O'Connell is one of 10 quarterbacks to throw for over 4,900 yards and 35 touchdowns.
- O'Connell has five career games with 400 yards passing and three touchdowns, the most by a Big Ten quarterback since 2000, trailed by Ohio State's Dwayne Haskins and C.J. Stroud with four.

4,500 Yards, 35 Touchdowns Since the Start of 2021

	School	Games	Comp %	Yds	TDs
Will Rogers	Miss. State	18	73.7	6454	55
C.J. Stroud	Ohio State	17	71.1	5811	62
Taulia Tagovailoa	Maryland	18	70.8	5276	34
Aidan O'Connell	Purdue	16	69.7	4911	36
Jake Haener	Fresno State	16	67.9	4950	37
Bryce Young	Alabama	20	67.0	6074	61
Frank Harris	UTSA	19	67.0	4901	39
Tanner Mordecai	SMU	16	65.3	5013	51
Brennan Armstrong	Virginia	16	61.7	5499	35
Sam Hartman	Wake Forest	18	60.0	5424	54

AWARDS

- 2022 Maxwell Award | Walter Camp Award | Davey O'Brien Award | Wuerffel Trophy | Senior Bowl | CFPA National Performer of the Year Watch Lists
- BIG Preseason Honors List (Conference Media)
- Preseason Second Team All-Big Ten (Athlon Sports, Phil Steele)
- Preseason Third Team All-Big Ten (PFF)
- 2021 Second Team All-Big Ten (*First Purdue All-BIG QB since 2004*)
- 4-time Academic All-Big Ten

2022

- Talled ninth career 300-yard passing game in season opener
- Finished one completion and attempt shy of the single-game completion percentage record against Indiana State - 17-of-19
- Fifth career 400-yard passing game with 424 yards at Syracuse

2021

- Named All-Big Ten Second Team by league's coaches & media, Associated Press, Pro Football Focus and Phil Steele, and Academic All-Big Ten
- Received National Football Foundation Drew Brees Mental Toughness Award
- Single-season Purdue rankings - set record for completion percentage and passing efficiency, eighth in attempts, tied for fourth in completions, fifth in passing yards, fourth in scores
- Joined Drew Brees as the only Boilermakers with multiple 500-yard passing games in the same season

- 2020 - Started first three games, missed final three with injury
- 2019 - Made first collegiate start at Northwestern
- 2017 & 2018 - Did not play.

CAREER LINE

Year	Games	Starts	Comp.-Att.-Int.	Yds.	TDs	Long	Pct.	Avg./Pass	Avg./Game	Efficiency
2019	6	3	103-164-4	1101	8	72	62.8	10.7	183.5	130.4
2020	3	3	88-136-2	916	7	45	64.7	10.4	305.3	135.3
2021	12	9	315-439-11	3712	28	75	71.8	11.8	309.3	158.8
2022	4	4	113-174-3	1199	8	55	65.2	10.6	299.8	134.5
Total	25	19	619-913-20	6928	51	75	67.7	7.6	277.1	145.6

CAREER PASSING GAME-BY-GAME

2022

Game	C-A-I	Pct.	Yds.	TDs	Long
(s1) PENN STATE*	30-59-0	50.0	365	1	30
(s10) INDIANA STATE*	17-19-0	89.5	211	4	36
(s17) Syracuse*	39-56-1	69.6	424	3	55
(s24) FAU	Did Not Play				
(o1) Minnesota*	27-40-2	67.5	199	0	28
(o8) Maryland					
(o15) NEBRASKA					
(o22) Wisconsin					
(n5) IOWA					
(n12) Illinois					
(n19) NORTHWESTERN					
(n26) Indiana					

2021

Game	C-A-I	Pct.	Yds.	TDs	Long
(s11) UConn	9-11-0	81.8	86	2	17
(s18) Notre Dame	11-18-2	61.1	104	0	27
(s25) ILLINOIS	12-19-2	63.2	182	1	43
(o2) MINNESOTA*	34-51-1	65.4	371	1	34
(o16) Iowa*	30-40-0	75.0	375	2	60
(o23) WISCONSIN*	24-32-3	75.0	200	1	24
(o30) Nebraska*	34-45-0	75.6	233	2	21
(n6) MICHIGAN ST.*	40-54-0	74.1	536	3	53
(n13) Ohio State*	40-52-0	76.9	390	4	29
(n20) Northwestern*	29-39-0	74.4	423	3	53
(n27) INDIANA*	26-31-0	83.9	278	4	28
(d30) Tennessee*	26-46-3	56.5	534	5	75

2020

Game	C-A-I	Pct.	Yds.	TDs	Long
(o24) IOWA*	31-50-2	62.0	282	3	22
(o31) Illinois*	29-35-0	82.9	371	2	45
(n14) NORTHWESTERN*	28-51-0	54.9	263	2	40

2019

Game	C-A-I	Pct.	Yds.	TDs	Long
(o5) Penn State	1-1-0	100	4	-	4
(o26) ILLINOIS	8-14-0	57.1	66	1	20
(n2) NEBRASKA	6-7-0	85.7	62	0	26
(n9) Northwestern*	34-50-2	68.0	271	2	21
(n23) Wisconsin*	26-43-1	60.5	289	2	38
(n30) INDIANA*	28-49-1	57.1	408	3	72

* starter

GAME HIGHS

	National	Big Ten	Stat
Completion Percentage	48	7	.649
Completions per Game	6	1	28.3
Passing Touchdowns	53	4	8
Passing Yards	51	6	1,199
Passing Yards Per Game	14	1	299.8
Total Offense	11	1	330.0

GAME HIGHS

COMPLETIONS

2022	39 - at Syracuse - 11/17/21
Career	40 - 2x, last at Ohio State - 11/13/21

ATTEMPTS

2022	59 - vs. Penn State - 9/1/22
Career	59 - vs. Penn State - 9/1/22

PASSING YARDS

2022	424 - at Syracuse - 11/17/21
Career	536 - vs. Michigan State - 11/6/21

PASSING TOUCHDOWNS

2022	4 - vs. Indiana State - 9/10/22
Career	5 - vs. Tennessee - 12/30/21

LONG PASS

2022	55 - at Syracuse - 11/17/21
Career	75 - vs. Tennessee - 12/30/21

RUSHING YARDS

2022	7 - at Syracuse - 11/17/21
Career	8 - at Notre Dame - 9/18/21

LONG RUSH

2022	9 - at Minnesota, 10/1/22
Career	9 - 3x last at Minnesota, 10/1/22

RECORD WATCH

CAREER 300-YARD PASSING GAMES

1.	Drew Brees	16	1997-00
3.	Curtis Painter	12	2005-08
4.	Aidan O'Connell	10	2017-Present
	Jim Everett	10	1981-85

CAREER 400-YARD PASSING GAMES

1.	Drew Brees	7	1997-00
2.	Aidan O'Connell	5	2017-Present

CAREER 500-YARD PASSING GAMES

1.	Drew Brees	2	1997-00
1.	Aidan O'Connell	2	2017-Present

CAREER PASSING COMPLETIONS

1.	Drew Brees	1,026	1997-00
5.	Mark Herrmann	772	1977-80
6.	Aidan O'Connell	613	2017-Present

CAREER COMPLETION PERCENTAGE

1.	Aidan O'Connell	67.7%	2017-Present
2.	Jack Plummer	64.8%	2019-21
3.	Robert Marve	63.8%	2010-12
4.	Drew Brees	61.1%	1997-00

CAREER TOUCHDOWN PASSES

1.	Drew Brees	90	1997-00
4.	Curtis Painter	67	2005-08
5.	Kyle Orton	63	2001-04
6.	Aidan O'Connell	51	2017-Present

CAREER PASSING YARDS

1.	Drew Brees	11,792	1997-00
5.	Kyle Orton	9,337	2001-04
6.	Scott Campbell	7,636	1980-83
7.	Jim Everett	7,411	1981-84
8.	Aidan O'Connell	6,928	2017-Present

CAREER PASSING ATTEMPTS

1.	Drew Brees	1,678	1997-00
5.	Mark Herrmann	1,309	1977-80
6.	Scott Campbell	1,060	1980-83
7.	Jim Everett	965	1981-85
8.	Aidan O'Connell	913	2017-Present





NO. 15 CHARLIE JONES



Full Name: Charlie Jones			Height & Weight : 6-0 & 188				High School: Deerfield			
Year: Sixth Year			Hometown: Deerfield, Ill.				Previous: Iowa Buffalo			
Game	Rec.	Yds.	TDs	Long	KR	Yds.	Long	PR	Yds.	Long
(s1) PENN STATE	12	153	1	30	3	43	15	1	0	0
(s10) INDIANA STATE	9	133	3	36	0	0	0	2	6	3
(s17) Syracuse	11	188	1	55	0	0	0	1	-1	0
(s24) FAU	9	59	2	14	0	0	0	3	49	40
(o1) Minnesota	6	55	0	28	0	0	0	1	11	11
(o8) Maryland										
(o15) NEBRASKA										
(o22) Wisconsin										
(n5) IOWA										
(n12) Illinois										
(n19) NORTHWESTERN										
(n26) Indiana										

ALL-AMERICAN COMPANY

- Charlie Jones is on pace to have one of the biggest seasons by a Boilermaker receiver in program history.
- The Deerfield, Illinois, native's numbers are similar to the past three Purdue wide receivers that went on to become All-Americans.

Through 5 Games	Charlie Jones	David Bell	Rondale Moore	Taylor Stubblefield
Year	2022	2021	2018	2004
Receptions	47	27	41	35
Reception Yards	588	439	457	568
Receptions Per Game	9.4	5.4	8.2	7.0
Yards Per Catch	12.5	16.3	11.1	16.2
Yards Per Game	117.6	87.8	91.4	113.6
Touchdown Receptions	7	3	4	11
All-America Honor	-	Consensus	Consensus	Consensus

RECEIVER U

- With 47 receptions, Charlie Jones is the only Big Ten receiver since 2000 to haul in 45 or more passes in the first five games.
- After Jones, David Bell caught 43 passes to start the 2020 season; now a member of the Cleveland Browns, Bell was a 2021 consensus All-American and Biletnikoff Award finalist.
- Minnesota's Eric Decker hauled in 43 receptions in 2009 to break up the list of Boilermakers, while Rondale Moore rounds out the top five with 41 catches to begin the 2018 season.
- Jones joined Taylor Stubblefield as the only receivers from the Big Ten to record seven touchdown catches in the first four games of a season. Stubblefield, currently the wide receivers coach at Penn State, was a consensus All-American in 2004.

THE RECONNECTION

- Playing youth football together, Aidan O'Connell and Charlie Jones were reunited at Purdue this offseason. Years passed since they were teammates, but you would not have known it in the season opener versus Penn State.
- O'Connell found Jones 12 times in his Purdue debut, and the duo connected for 153 yards through the air, both career highs.
- A week later, the pair connected nine times for 133 yards and three scores against Indiana State.
- Jones notched his third straight 100-yard receiving game with a career-high 188 yards and a score from 11 receptions at Syracuse.
- It's safe to say Jones enjoys the Purdue offense. After making 21 catches for 323 yards and three touchdowns during the entire 2021 season, he has already smashed last year's totals with the Hawkeyes.

ADDED TO BILETNIKOFF

- As one of the nation's leaders in multiple receiving categories, Purdue Football wide receiver Charlie Jones was added to the Biletnikoff Award Watch List.
- The Boilermakers have a history with the Biletnikoff Award. Taylor Stubblefield won the honor in 2004, while David Bell was a finalist just one season ago. The duo became consensus All-Americans, and Jones is on pace to put up better numbers than both. Jones joined Stubblefield as the only receivers from the Big Ten to record seven touchdown catches in the first four games of a season.

2022

- Became the eighth Boilermaker in history to put together back-to-back-to-back 100-yard receiving games.
- Biletnikoff, Paul Hornung, Senior Bowl Watch Lists
- Preseason Second Team All-America (Walter Camp)
- Preseason Fourth Team All-America (Athlon Sports)
- Preseason First Team All-Big Ten (Phil Steele) - Kick Returner
- Preseason Second Team All-Big Ten (PFF)

2021 at Iowa

- Rodgers-Dwight Big Ten Return Specialist of the Year
- First Team All-Big Ten return specialist
- First Team All-Big Ten kick return specialist by Phil Steele
- Second Team All-Big Ten by Associated Press
- Fourth Team All-Big Ten punt return specialists by Phil Steele
- Tied Iowa school record with 100-yard kick return vs. Illinois

2019 & 2020 at Iowa

- Honorable mention All-America return specialist by Phil Steele
- First Team All-Big Ten return specialist by Phil Steele
- Second Team All-Big Ten return specialist by league coaches
- Third Team All-Big Ten return specialist by league media
- Housed a 54-yard punt return against Michigan State
- Sat out 2019 season after transferring from Buffalo

2017 & 2018 at Buffalo

- Helped team advance to MAC Championship Game
- Redshirted 2017 season at Buffalo

NATIONAL RANKINGS

	National	Big Ten	Stat
All Purpose Yards	13	4	146.2
Punt Returns	36	4	8.1
Receiving Touchdowns	2	1	7
Receiving Yards	3	1	588
Receiving Yards Per Game	4	1	117.6
Receptions Per Game	2	1	9.4
Scoring	40	6	8.4
Total Points	35	6	42
Total Touchdowns	12	4	7

GAME HIGHS

RECEPTIONS

2022	12 - vs. Penn State, 9/1/22
Career	12 - vs. Penn State, 9/1/22

RECEIVING YARDS

2022	188 - at Syracuse - 9/17/22
Career	188 - at Syracuse - 9/17/22

RECEIVING TOUCHDOWNS

2022	3 - vs. Indiana State - 9/10/22
Career	3 - vs. Indiana State - 9/10/22

LONG RECEPTION

2022	55 - at Syracuse - 9/17/22
Career	72 - vs. Minnesota - 11/14/21*

LONG TOUCHDOWN RECEPTION

2022	55 - at Syracuse - 9/17/22
Career	72 - vs. Minnesota - 11/14/21*

LONGEST KICK RETURN

2022	15 - vs. Penn State - 9/1/22
Career	100 - vs. Illinois - 11/20/21*

LONGEST PUNT RETURN

2022	40 - vs. FAU - 9/24/22
Career	38 - vs. Colorado State - 9/25/21*

RECORD WATCH

SEASON RECEPTIONS

1.	Chris Daniels	121	1999
2.	Rondale Moore	114	2018
3.	Rodney Carter	98	1985
15.	John Standeford	77	2003
	Charlie Jones	47	2022

SEASON RECEIVING YARDS

1.	John Standeford	1,307	2002
2.	David Bell	1,286	2021
3.	Rondale Moore	1,258	2018
15.	Bart Burrell	1,001	1980
	Charlie Jones	588	2022

SEASON RECEIVING TOUCHDOWNS

1.	Taylor Stubblefield	16	2004
2.	Vinny Sutherland	13	2000
	John Sutherland	13	2002
12.	9 Tied	8	-
T21.	Charlie Jones	7	2022

SEASON ALL-PURPOSE YARDS

1.	Rondale Moore	2,215	2018
2.	Dorien Bryant	2,121	2007
3.	Leroy Keyes	1,870	1967
15.	Kory Sheets	1,431	2006
	Charlie Jones	665	2022

CONSECUTIVE 100-YARD RECEIVING GAMES

1.	David Bell	5	2019-20
2.	Rodney Carter	4	1985
3.	Charlie Jones and 6 others	3	2022

SEASON 100-YARD RECEIVING GAMES

1.	Steve Griffin	7	1984
	John Standeford	7	2002
	Rondale Moore	7	2018
	David Bell	7	2021
	Charlie Jones	3	2022

CAREER 100-YARD RECEIVING GAMES

1.	David Bell	17	2019-21
2.	John Standeford	14	2000-03
3.	Brian Alford	12	1994-97
T18.	10 Tied	4	
T28.	Charlie Jones and 5 Others	3	2022

CAREER LINE

CAREER LINE									KICKOFF							PUNTS							
Year	Games	Rec.	Yds.	TDs	Long	Game	Avg.	Catch	Game	Ret	Yds.	TD	Long	Ret.	Avg.	Game	Ret	Yds.	TD	Long	Ret.	Avg.	Game
2018	14	18	395	3	0	1.3	21.9	28.2		17	289	0	43	17.0	20.7								
2020	8	0	0	0	0	0.0	0	0.0									21	221	1	54	10.5	27.6	
2021	14	21	323	3	72	1.5	15.4	23.1		25	635	1	100	25.4	45.4		37	285	0	41	7.5	20.4	
2022	5	47	588	7	55	9.4	12.5	117.6		5	78	0	19	15.6	15.6		8	65	0	40	8.1	13.0	
Total	41	86	1,306	13	72	2.1	15.2	31.9		47	1,002	1	100	21.3	24.4		66	571	1	54	8.6	13.9	



JEFF BROHM QUICK PASS

HEAD COACH JEFF BROHM

6th Season at Purdue
 9th Season as a Head Coach
 College - Louisville, 1994
 Wife - Jennifer
 Children - Brady, Brooke
 Birthdate - April 24, 1971 (51)



BROHM QUICK FACTS

- Three fundamental concepts fuel Purdue under head coach Jeff Brohm - playing harder, tougher and smarter than the opposition.
- Brohm has led a trio of Boilermakers to All-America honors in Rondale Moore (2018 First Team), David Bell (2021) and George Karlaftis (2021).
- Of the 10 Purdue coaches who have spent at least five seasons in West Lafayette, Brohm has the best winning percentage (.692) and the most total wins (9) by a coach during his fifth year.
- Purdue has averaged over 300 yards passing per game each of the last four years under Brohm, a first in program history.
- During the Brohm era, eight Boilermakers have gone on to be selected in the NFL Draft, including three in the 2022 NFL Draft (George Karlaftis - 1st Round, Kansas City Chiefs; David Bell - 3rd Round, Cleveland Browns; Zander Horvath - 7th Round, Los Angeles Chargers).
- A standout at Louisville, Brohm still ranks among the Cardinals' career leaders in touchdown passes (tied for seventh, 38), total offense (eighth, 5,410), completion percentage (ninth, .562), passing yards (ninth, 5,451), passing efficiency (ninth, 129.97), passing attempts (10th, 715) and completions (10th, 402).
- After getting drafted in the fourth round of the 1990 MLB Draft, Brohm played two summers of Minor League Baseball.

SERIES HISTORY

INSIDE THE MATCHUP

Record:	1-2
In West Lafayette:	1-0
In College Park:	0-1
Neutral:	0-1
Most points scored by Purdue:	40 (2019)
Most points scored by Maryland:	50 (2016)
Largest margin of victory by Purdue:	26 (2019)
Largest margin of victory by Maryland:	43 (2016)

LAST 3 MEETINGS

Date	Pur/Opp Rank	Result	Purdue	Opp	Location
12/29/2006	-	L	7	24	(I)
10/1/2016	-	L	7	50	A
10/12/2019	-	W	40	14	H

(I) denotes Champs Sports Bowl, Orlando, Fla.

TOP 100-YARD RUSHING GAMES VS. MARYLAND

No 100-yard rushers.

TOP 300-YARD PASSING GAMES VS. MARYLAND

420 Jack Plummer (33-41) vs. Maryland, 10/12/2019

TOP 100-YARD RECEIVING GAMES VS. MARYLAND

140 Brycen Hopkins vs. Maryland 10/12/2019 (10)
 138 David Bell vs. Maryland, 10/12/2019 (9)
 101 Dorian Bryant vs. Maryland, 12/29/2006 (8)

BOILER NOTES

BROHM AND THE BOILERMAKERS: YEAR 6

- Jeff Brohm is in his sixth year at the helm in West Lafayette.
- Brohm boasts a career record of 61-41, a .598 winning percentage, with more than half of those wins coming at Purdue.
- A program with a combined nine wins in the four seasons prior to Brohm's arrival, Purdue matched that output in one season - a memorable 2021 campaign.
- The Boilermakers have made three bowl appearances in five years under Brohm, joining Joe Tiller and Jim Young as the only Purdue coaches to accomplish that feat.
- Over Brohm's six seasons at the helm, the Purdue offense has averaged 309 yards per game and 276 points per game.
- Purdue has had three All-Americans since Brohm's arrival; the Boilermakers only had three All-Americans from 2004-17.
- Boilermakers have won five individual Big Ten honors under Brohm's guidance: Big Ten Freshman of the Year (Rondale Moore - 2018, David Bell - 2019), Big Ten Wide Receiver of the Year (Moore - 2018, Bell - 2021), Big Ten Tight End of the Year (Brycen Hopkins - 2019).

LAST TIME WE MET MARYLAND

- The Boilermakers and Terrapins last met three seasons ago (Oct. 12, 2019), the only time in the Jeff Brohm era, with Purdue claiming a 40-14 Homecoming victory in West Lafayette.
- Jack Plummer threw for a career-high 420 yards and three scores.
- Pro Boilers David Bell (Cleveland Browns) and Brycen Hopkins (Los Angeles Rams) each produced 100-yard receiving games; the tight end Hopkins caught 10 passes for 140 yards, while true freshman Bell tallied nine receptions for 138 yards and a pair of touchdowns.
- On the defensive side of the ball, freshman Cory Trice made two interceptions and returned one of them for a pick six.

SPOILERMAKERS

- Purdue has become known as the Spoilermakers under Jeff Brohm, collecting six wins over ranked teams during the head coach's tenure following the 20-10 win at No. 21 Minnesota last week.
- Five of the six wins have been by double digits, the biggest being a 29-point victory over No. 2 Ohio State in 2018.
- Three of those victories were against Top 3 teams, while Purdue handed five of those ranked teams their first loss of the season.
- Last season, Purdue knocked off previously unbeaten No. 2 Iowa (Oct. 16) and No. 3 Michigan State (Nov. 6), giving the Boilermakers two wins over Top 5 teams for the first time since 1960.
- The Boilermakers beat three ranked teams during the 2018 campaign, Brohm's second season, for the most victories over ranked teams in a single-season since 2003.
- Prior to Brohm's arrival in West Lafayette in 2017, Purdue only won two out of 27 games against AP-ranked teams over the previous 10 seasons.

Date	Result	Opponent's First Loss
Sept. 22, 2018	Purdue 30, #23 Boston College 13 (H)	Yes
Oct. 20, 2018	Purdue 49, #2 Ohio State 20 (H)	Yes
Nov. 3, 2018	Purdue 38, #16 Iowa 36 (A)	No
Oct. 16, 2021	Purdue 24, #2 Iowa 7 (A)	Yes
Nov. 6, 2021	Purdue 40, #3 Michigan State 29 (H)	Yes
Oct. 1, 2022	Purdue 20, #21 Minnesota 10 (A)	Yes

ALLEN NAMED BIG DEFENSIVE PLAYER OF THE WEEK

- After recording a pair of interceptions to help Purdue earn a 20-10 victory at No. 21 Minnesota, senior safety Cam Allen was named Big Ten Defensive Player of the Week.
- Allen earned the accolade for the second time in his career. His other weekly award came following a two-interception game against a ranked opponent as well, Purdue's win over No. 2 Iowa (Oct. 16, 2021).
- The Bluefield, Virginia, native now has a BIG-leading three interceptions on the season, ranking fifth nationally.
- Allen's big game pushed him into Purdue's Top 10 for career interceptions; with 10 picks as a Boilermaker, Allen is one away from jumping into a tie for third on the all-time list.

CHUCK'S SIZZLIN' START

- Wide receiver Charlie Jones has gotten his Purdue career off to a strong start, ranking second nationally in receptions per game (9.4) and receiving touchdowns (7) while ranking third in receiving yards (588).
- It's safe to say Jones enjoys the Purdue offense. After making 21 catches for 323 yards and three touchdowns during the entire 2021 season, it only took him three games to surpass last year's totals with the Hawkeyes.
- Jones' 47 receptions are most by a Big Ten player through the first five games since 2000, ahead of fellow Boilermaker David Bell (43 - 2020) and Minnesota's Eric Decker (43 - 2009).
- Jones ranks among the nation's best in several statistical categories.

Stat	National	Big Ten	Stat
All Purpose Yards	13	4	146.2
Punt Returns	36	4	8.1
Receiving Touchdowns	2	1	7
Receiving Yards	3	1	588
Receiving Yards Per Game	4	1	117.6
Receptions Per Game	2	1	9.4
Scoring	40	6	8.4
Total Points	35	6	42
Total Touchdowns	12	4	7

AIDAN ADDING TO HIS LEGACY

- Beginning his career as a walk-on and eighth on the quarterback depth chart, Aidan O'Connell worked his way up to the starting role and didn't stop there. The sixth-year QB has etched his name in the school record books, and he continued to rise up the career charts early this season.
- O'Connell already ranks in the program's Top 10 in several career categories: completion percentage (1st - 68.1%), 500-yard games (11st - 2), 400-yard games (2nd - 5), 300-yard games (14th - 10), touchdown passes (6th - 51), passing completions (7th - 619) and passing yards (8th - 6,928).
- Aidan O'Connell paces the Big Ten in passing yards and total offense. His 299.8 passing yards per game rank 14th nationally, while he stands 22nd in total offense with 299.8 yards per game.
- Since 2000, O'Connell became one of just three Big Ten quarterbacks to throw for 1,000 yards over the first three games of a season (Christian Hackenberg - 1,008 yards, 2014; Richard Lagow - 1,002 yards, 2016).
- He torched the Syracuse defense with 424 passing yards and three touchdowns.
- O'Connell now has five 400-yard passing games; only Drew Brees has more (7).

	400-Yard Games	Years at Purdue
Drew Brees	7	1997-00
Aidan O'Connell	5	2017-Present
Curtis Painter	4	2005-08
David Blough	3	2015-18
Kyle Orton	3	2001-04
Elijah Sindelar	2	2016-17, 2019
Jim Everett	2	1983-85
5 Tied	1	

SO CLOSE

- While Purdue is 3-2 on the season, the Boilermakers are 64 seconds away from being 5-0.
- Both losses came to teams that are currently ranked and unbeaten.
- No. 10 Penn State scored a go-ahead touchdown with 57 seconds to go to leave West Lafayette with a season-opening victory (Sept. 1)
- In the first road game of the season, the Boilermakers suffered a heartbreaking loss to now-No. 21 Syracuse after the Orange found the end zone with just seven seconds left in the ballgame.
- Three of Purdue's five games have been decided by four points or less.





BOILER NOTES

BOILERMAKER CONNECTIONS

- Purdue offensive lineman Vince Carpenter and Maryland long snapper Jake Foggia both attended Red Bank Catholic High School in Red Bank, New Jersey.
- Purdue wide receiver Elijah Canton attended Chaminade-Madonna High School in Hollywood Fla. while Maryland offensive lineman Khristopher Love was attending American Heritage High School in Plantation Fla., foes in central Florida.
- Purdue wide receiver Abdur-Rahmaan Yaseen attended Walled Lake Western High School and played against Maryland linebacker Jordan Cannon who attended St. Mary's Prep High School in the 2019-2020 school year. Yaseen was a senior and Cannon was a sophomore at the time of the meeting.
- Purdue football assistant coach Karl Maslowkowski coached at Louisville for the past three years (2019-21) as the program's senior quality control specialist while Maryland WR coach Gunter Brewer was their wide receivers coach from 2019 to early 2022.
- Purdue head coach Jeff Brohm was the offensive coordinator/quarterbacks at UAB in 2012 while Maryland co-offensive coordinator/tight ends coach Mike Miller was a walk-on quarterback at UAB in the spring of 2011.

WALK-ONS RUNNING

- With starting running back King Doerue missing the last three games due to injury, a pair of walk-ons have taken over the backfield.
- Dylan Downing and Devin Mockobee have rushed for 485 yards this season, including 338 yards over the past three weeks with Doerue out of the lineup.
- Downing ran for a career-high 113 yards in the win over FAU, the first 100-yard game of his career.
- One week later, Mockobee led the way with 112 yards on the ground that included a pair of rushes totaling 70 yards that resulted in a touchdown and clinched Purdue's victory over No. 21 Minnesota.
- Downing and Mockobee's performances gave the Boilermakers different 100-yard rushers in consecutive games for the first time since 2017 when Markell Jones recorded 217 yards in a win over Indiana and D.J. Knox added 101 yards in a Foster Farms Bowl victory (vs. Arizona).

FAST STARTS

- Whether it's the beginning of the game or coming out of the locker room, Purdue has gotten off to fast starts.
- The Boilermakers are outscoring the opposition 47-3 in the opening quarter.
- Purdue has scored a touchdown on three of its five opening drives.
- On the other side of the ball, Purdue's defense has forced a fumble and four three-and-outs by the opposition to kick off games.

RED ZONE, END ZONE

- The Boilermakers have been successful in the red zone this season, scoring 19 out of 20 times for a 95 percent rate and ranking 13th in the country.
- Even better, 17 of those 19 red zone scores have been touchdowns (89%).

BIG WINS AWAY FROM HOME

- Playing on the road in Big Ten play hasn't fazed Purdue lately. The Boilermakers have won five of their past six conference games away from home.
- Two of those victories were over ranked teams. Purdue beat No. 2 Iowa 24-7 last season (Oct. 16, 2021), while knocking off No. 21 Minnesota last week.
- Last season, Purdue went 4-1 in Big Ten games away from home, which included a neutral site win over Northwestern at Wrigley Field. The Boilermakers ended the 2021 campaign with five victories away from Ross-Ade Stadium, their most since 1943.

DON'T MOCK HIM

- Don't underestimate redshirt-freshman Devin Mockobee. The walk-on running back leads the Purdue rushing attack with 249 yards and three touchdowns, averaging a staggering 6.7 yards per carry.
- In his Purdue debut, Mockobee rushed for a team-high 78 yards and a touchdown against Indiana State.
- Two weeks later versus FAU, he caught four passes out of the backfield to match Charlie Jones with the team high in receiving yards (59) for the contest.
- Mockobee had his biggest game as a Boilermaker at No. 21 Minnesota, recording a career-high 112 yards rushing on only 11 carries to average 10.2 yards per rush. Late in the fourth quarter with Purdue ahead by three points, Mockobee broke free for a 68-yard run and motored into the end zone from two yards out on the following play to put the game on ice.
- Mockobee became the first Purdue freshman to rush for 100 yards since Brian Lankford-Johnson in 2016 (127 yards at Illinois - Oct. 8, 2016).
- The 68-yard rush at Minnesota was the longest run by a Boilermaker since Rondale Moore scampered 76 yards against Northwestern (Aug. 30, 2018).

PICKS CENTRAL

- The Purdue defense has recorded seven interceptions through the first five games, ranking third in the Big Ten and 13th nationally.
- Two of the interceptions have been returned for touchdowns, one by Chris Jefferson against Penn State and the other by Cam Allen versus Indiana State.
- Allen leads the way with three interceptions, while Jefferson is close behind with two.
- With 15 interceptions for his career (13 at Findlay, 2 at Purdue), Jefferson ranks second on the NCAA active career list across all divisions.
- Allen has 10 as a Boilermaker, ranking 10th in program history.
- As a whole, the Purdue secondary has 42 career interceptions.

STRENGTH ON THE LINE

- Purdue veteran offensive line has been a major factor for success on that side of the ball.
- The Boilermakers allow only three tackles-for-loss per game, a Big Ten best and the fourth-fewest in the nation.
- The o-line has surrendered only 1.2 sacks per game, ranking third in the conference and 28th nationally.
- The trio of Gus Hartwig (C), Spencer Holstege (LG), and Eric Miller (LT) have started the past 20 games alongside one another. Holstege leads the way with 23 straight starts, followed by Hartwig (21) and Miller (20).

YOU'LL GET NOTHING AND LIKE IT

- Purdue has produced one of the best red zone defenses in the country. With opponents scoring only 64 percent of the time in the area, the Boilermakers rank second in the Big Ten and eighth in the country.
- The defense also is efficient in getting off the field with a third down defense that ranks 16th nationwide. Opponents are converting 28 percent of the time on third down.
- The Boilermakers have done a good job of limiting the run, surrendering less than 100 yards per game (98.6) and only 2.9 yards per rush.
- In the win over No. 21 Minnesota, Purdue held the Golden Gophers to 44 rushing yards on 26 carries; Minnesota entered the contest with the nation's No. 2 rushing attack with 294.5 yards per game.

PURDUE RANKINGS - TEAM

	FBS	B1G	Stat
3rd Down Conversion Pct	54	8	.419
3rd Down Conversion Pct Defense	16	4	.282
4th Down Conversion Pct	57	6	.556
4th Down Conversion Pct Defense	36	5	.429
Blocked Kicks			
Blocked Kicks Allowed	81	9	1
Blocked Punts			
Blocked Punts Allowed	1	1	0
Completion Percentage	35	6	.662
Defensive TDs	5	1	2
Fewest Penalties	80	9	34
Fewest Penalties Per Game	80	9	6.8
Fewest Penalty Yards	110	14	353
Fewest Penalty Yards Per Game	111	14	70.6
First Downs Defense	41	8	89
First Downs Offense	34	5	118
Fumbles Lost	74	9	4
Fumbles Recovered	86	9	2
Kickoff Return Defense	72	10	20.3
Kickoff Returns	75	8	19.8
Net Punting	83	11	38.2
Passes Had Intercepted	69	6	4
Passes Intercepted	13	3	7
Passing Offense	28	3	288.6
Passing Yards Allowed	54	9	214.0
Passing Yards per Completion	118	14	10.1
Punt Return Defense	74	9	7.7
Punt Returns	54	4	8.7
Red Zone Defense	8	2	.643
Red Zone Offense	13	3	.950
Rushing Defense	22	7	98.6
Rushing Offense	85	10	140.4
Sacks Allowed	28	3	1.2
Scoring Defense	34	7	20.6
Scoring Offense	56	6	32.8
Tackles for Loss Allowed	4	1	3.0
Team Passing Efficiency	79	10	135.4
Team Passing Efficiency Defense	49	9	122.7
Team Sacks	82	10	1.8
Team Tackles for Loss	105	12	4.6
Time of Possession	40	6	31:15
Total Defense	25	7	312.6
Total Offense	52	7	429.0
Turnover Margin	50	6	0.2
Turnovers Gained	29	4	9
Turnovers Lost	76	8	8
Winning Percentage	43	7	.600

PURDUE RANKINGS - PLAYER (TOP-50)

	FBS	B1G	Stat
Charlie Jones			
All Purpose Yards	13	4	146.2
Punt Returns	36	4	8.1
Receiving Touchdowns	2	1	7
Receiving Yards	3	1	588
Receiving Yards Per Game	4	1	117.6
Receptions Per Game	2	1	9.4
Scoring	40	6	8.4
Total Points	35	6	42
Total Touchdowns	12	4	7
Aidan O'Connell			
Completion Percentage	48	7	.649
Completions per Game	6	1	28.3
Passing Touchdowns	53	4	8
Passing Yards	51	6	1,199
Passing Yards Per Game	14	1	299.8
Total Offense	11	1	330.0
Cam Allen			
Fumbles Recovered	27	6	1
Interceptions	5	1	3
Jack Ansell			
Punting	16	3	45.5
Chris Jefferson			
Interceptions	18	4	2
Passes Defended	13	6	1.5
Sanoussi Kane			
Fumbles Recovered	27	6	1



BIG TEN STANDINGS / SCHEDULE

BIG TEN WEST

	Conf.	Ovr.	Strk
Purdue	1-1	3-2	W2
Northwestern	1-1	1-4	L4
Minnesota	1-1	4-1	L1
Iowa	1-1	3-2	L1
Illinois	1-1	4-1	W3
Nebraska	1-1	1-3	W1
Wisconsin	0-2	2-3	L2

BIG TEN EAST

	Conf.	Ovr.	Strk
Penn State	2-0	5-0	W5
Michigan	2-0	5-0	W5
Ohio State	2-0	5-0	W6
Maryland	1-1	4-1	W1
Indiana	1-1	3-2	L2
Rutgers	0-2	3-2	L2
Michigan State	0-2	2-3	L3

BIG TEN WEEKLY SCHEDULE

FRIDAY, Oct. 7

Nebraska at Rutgers 7 PM FS1

SATURDAY, Oct. 8

Purdue at Maryland Noon BTN
 Michigan at Indiana Noon FOX
 Wisconsin at Northwestern 3:30 PM BTN
 Ohio State at Michigan State 4 PM ABC
 Iowa at Illinois 7:30 PM BTN

#PROBOILERS

There are currently 17 Boilermaker alumni on NFL rosters or practice squads this week. The 2022 NFL Draft saw a trio of Boilermakers come off the board - George Karlaftis (Rd 1, 30th, Kansas City), David Bell (Rd 3, 99th, Cleveland) and Zander Horvath (Rd 7, 260th, Los Angeles Chargers)

LIST OF PROBOILERS

Rondale Moore	WR	Active	Arizona
Austin Larkin	DE	Practice	Carolina
Markus Bailey	LB	Active	Cincinnati
David Bell	WR	Active	Cleveland
Anthony Brown	CB	Active	Dallas
Tyler Coyle	S	Practice	Dallas
Derrick Barnes	LB	Active	Detroit
Dennis Kelly	OT	Active	Indianapolis
George Karlaftis	DE	Active	Kansas City
Zander Horvath	FB	Active	LA Chargers
Brycen Hopkins	TE	Active	LA Rams
Raheem Mostert	RB	Active	Miami
David Blough	QB	Practice	Minnesota
Ja'Whaun Bentley	LB	Active	New England
DaMarcus Mitchell	LB	Active	New England
Grant Hermanns	OT	Practice	New York Jets
Jordan Roos	OG	Practice	Tennessee

BOILER NOTES

PAYNE TRAIN

- Tight end Payne Durham broke his early season scoring drought with a pair of touchdown receptions on the road at Syracuse.
- Durham moved into a tie for 13th in program history with 15 receiving touchdowns.
- Durham is now fourth on the career list for touchdown receptions by a tight end, trailing Dave Young (27, 1977-80), Jim Beirne (17, 1965-67) and Dustin Keller (16, 2004-07). He is tied with Tim Stratton (15, 1998-01).
- Durham sits second on the team this year with 21 receptions for 150 yards.
- Durham's progression in college from backup to all-conference caliber is made more impressive when you consider he played one year of high school football after playing lacrosse all his life.

SMILE FOR THE CAM

- Senior safety Cam Allen factored in two of Indiana State's three turnovers, recovering a fumble on the first play of the game before returning an interception for a touchdown in the third quarter.
- In addition to a pair of interceptions against No. 21 Minnesota, Allen leads the team with three picks this season, giving him 10 for his career.
- Allen became the first Boilermaker to record an interception and fumble recovery since Anthony Brown accomplished the feat, also against Indiana State (Sept. 12, 2015).

BURTON OFF THE BENCH

- With All-BIG quarterback Aidan O'Connell unavailable due to injury, fellow sixth-year senior Austin Burton heard his name called to start as Purdue's quarterback versus FAU.
- The start was Burton's first since Oct. 5, 2019 when he was UCLA's starting quarterback against Oregon State.
- The Newton, Massachusetts, native completed 72.4 percent of his passes (21-of-29) for 166 yards and three touchdowns.
- Two of Burton's three touchdown passes were to his roommate, Charlie Jones.
- Burton didn't seem to have much rust, marching the Boilermakers down the field on the opening drive by completing all six of his passes that resulted in a touchdown toss to Jones.

ANOTHER PICK FOR CHRIS

- Safety Chris Jefferson has had a nose for the football this season, recording two interceptions this season.
- In the season opener, he took an interception 72 yards to the house to give Purdue the lead in the fourth quarter; it was the longest pick six by a Boilermaker since 2017.
- Jefferson's pick six was the second of his career, following a 92-yard score when he played at Findlay against Walsh in the spring of 2021. He finished the spring campaign as the G-MAC Defensive Player of the Year and First Team AP Division II All-America.
- He added another crucial interception in the red zone against FAU, returning it 55 yards into opposing territory.
- Jefferson now has 15 interceptions for his career.

ATTACK FROM THE AIR

- Over the Jeff Brohm era, the Boilermakers have averaged 306.1 yards passing per game at a 64.9% completion clip with 139 touchdowns.
- Purdue's passing attack trails only Ohio State and ranks in the top 20 nationally over the last five years, also considering the program played just six games in 2020.

	Stat	BIG	National
Passing Yards	18,904	2	13
Passing Touchdowns	145	2	19
Comp. Percentage	64.9%	2	10
Completions	1,6471	1	4
300-Yard Games	30	2	11
500-Yard Games	4	1	3
3-Touchdown Games	28	2	11

AUSSIE RULES PUNTING

- After Purdue ranked last in the Big Ten a season ago in punting, sophomore Jack Ansell has completely turned around the Boilermakers' punt game.
- Ansell averaged 38.3 yards per punt as a freshman, but the Aussie has increased his output to 45.5 yards per punt this season to rank third in the conference.
- Against FAU, Ansell booted a career-long 67-yard punt that was downed at the 4-yard line; the punt was the longest by a Boilermaker since 2019.
- Despite only punting three times against the Owls, Ansell took advantage of his opportunities to flip the field by averaging 55.3 yards per punt.
- The Australian boomer followed up that performance with a trio on five balls of 50-yard punts at No. 21 Minnesota.
- Ansell has forced five fair catches, dropped four balls inside the 20-yard line, launched six 50-yard boots and caused a pair of muffs.
- After not seeing his family since he set foot on campus in the summer of 2021, Ansell was able to visit with them in Hawaii for a week during the offseason.
- Ansell worked with ProKick Australia to prepare to play collegiate football in the United States, following a high school career as a Victoria state champion triple jumper in Australia.

BROHM AIR RAID

- Head coach Jeff Brohm's offensive air-raid style has produced dividends over his coaching career at Purdue and Western Kentucky.
- Over his two coaching stops, Brohm's offenses have accounted for 16 400-yard passing games (8 at Purdue, 8 at WKU).
- Since Brohm got his head coaching start in 2014, only two coaches have had more 500-yard passing games than him - Mike Leach (14) and Kliff Kingsbury (11).

Coaches with Most 500-Yard Passing Games Since 2014

Mike Leach	14	Washington State and Mississippi State
Kliff Kingsbury	11	Texas Tech
Jeff Brohm	8	Western Kentucky and Purdue
Tyson Helton	3	Western Kentucky
Sonny Dykes	3	California, SMU, TCU
Dana Holgorsen	3	West Virginia, Houston
Mike Gundy	3	Oklahoma State
Blake Anderson	3	Arkansas State, Utah State

PICK SIX CITY

- The Purdue defense returned interceptions for touchdowns in back-to-back games for the first time since 2010 when Ricardo Allen had a pair of pick sixes against Michigan and Michigan State.
- Chris Jefferson's 72-yard pick six against Penn State (Sept. 1) was the longest by a Boilermaker since Ja'Whaun Bentley went 76 yards versus Minnesota (Oct. 7, 2017).
- In the shutout victory over Indiana State (Sept. 10), Cam Allen's eighth career interception became his first pick six as he scampered 65 yards to the end zone.
- Purdue is one of 15 teams that have taken multiple interceptions back for touchdowns this season.
- Allen's interception return for a touchdown against Indiana State was the 55th by a Boilermaker since 1950.

Brohm Pick Sixes	Date	Opponent	Length
Ja'Whaun Bentley	Oct. 7, 2017	Minnesota	76
Markus Bailey	Oct. 20, 2018	Ohio State	41
Cory Trice	Oct. 12, 2019	Maryland	37
Jalen Graham	Oct. 30, 2021	Nebraska	45
Chris Jefferson	Sept. 1, 2022	Penn State	72
Cam Allen	Sept. 10, 2022	Indiana State	65





BOILER NOTES

BROHM CLIMBING THE BOILERMAKER CHARTS

- In his sixth year in West Lafayette, head coach Jeff Brohm has started to climb up some of the career coaching charts at Purdue.
- He is currently seventh in wins with 31 and sixth in Big Ten victories with 21.
- The scoring average under Brohm is the second best at Purdue.

Points Per Game by Purdue Coach

1. Joe Tiller	1997-08	29.6
2. Jeff Brohm	2017-Present	28.1
3. Danny Hope	2009-12	26.1
4. Jim Young	1977-81	23.3

Wins by Purdue Coach

1. Joe Tiller	1997-08	87
2. Jack Mollenkopf	1956-69	84
3. Noble Kizer	1930-36	42
4. Jim Young	1977-81	38
5. Jim Phelan	1922-29	35
6. Stu Holcomb	1947-55	35
7. Jeff Brohm	2017-Present	31

Big Ten Wins by Purdue Coach

1. Jack Mollenkopf	1956-69	57
2. Joe Tiller	1997-08	53
3. Noble Kizer	1930-36	26
4. Jim Young	1977-81	26
5. Stu Holcomb	1947-55	25
6. Jeff Brohm	2017-Present	21

BOILERMAKERS BACK IN THE RANKINGS

- The Boilermakers received votes in the preseason AP and Coaches polls heading into the 2022 campaign.
- After the loss to Penn State to start the year, Purdue started to receive votes again in both major polls following the win over No. 21 Minnesota.
- Purdue's two wins over top-5 opponents last year saw the Boilermakers crack into the national rankings for the first time since 2007.
- Purdue was No. 25 in the AP poll following its win at No. 2 Iowa and was later ranked No. 19 in the College Football Playoff ranking, the first appearance in program history, after defeating No. 3 Michigan State at Ross-Ade Stadium.

HURRY HURRY

- The Boilermaker defense has made habit of living in the offensive backfield with 23 tackles-for-loss, nine sacks and 18 quarterback hurries.
- Junior linebacker Kydran Jenkins leads the team with 4.5 of stops behind the line, while 16 different players have helped tally a sack this year.
- Junior safety Sanoussi Kane and redshirt junior linebacker Jacob Wahlberg have each forced a fumble this season. Kane's came on the first play of the game against Indiana State and Wahlberg's sealed the win on a fourth down against FAU.
- Purdue has recovered 2-of-3 fumbles it has forced this year.

TRACKING THE TARGETS

- Aidan O'Connell wasted no time spreading the ball around in the opener against Penn State, going 30-for-60 for 365 yards and a touchdown.
- O'Connell directed 19 of his 60 attempts towards childhood teammate Charlie Jones in the opener against Penn State.
- Sixteen different Boilermakers have caught a pass with 12 making two or more grabs.

RUSHING KING

- King Doerue got off to a flying start out of the backfield in 2022. The senior found the end zone three times on the ground in the first two games, eclipsing his total from 2021.
- Doerue had 18 carries for 64 yards through in the first two games before missing games the last three games with injury.
- Doerue is averaging a touchdown on every sixth rush.

SYCAMORE SHUTOUT

- Purdue's 56-0 win over Indiana State was the largest margin of victory since beating Southeast Missouri 59-0 in 2011.
- The victory was the second shutout of the Jeff Brohm era, joining the 49-0 win over UConn last season.
- Purdue allowed only 145 yards of total offense, the lowest output by an opponent since Oregon mustered just 143 yards in 1979.
- The Boilermakers held the Sycamores to just 51 yards on the ground, the third time in the Brohm era that Purdue has held an opponent to less than 60 rushing yards (Nov. 11, 2021 vs. Indiana, 58; Oct. 28, 2017 vs. Nebraska, 40).

Opponent Total Offense 200 Yards or Less since 1979

1979 Oregon	143	1982 Indiana	196
1984 Northwestern	146	1985 Northwestern	160
1987 Indiana	186	1988 Ohio	191
1990 Indiana	187	1997 Ball State	180
2001 Notre Dame	162	2003 Arizona	174
2003 Illinois	191	2004 Syracuse	197
2004 Ball State	197	2011 Southeast Missouri	153
2012 Eastern Kentucky	190	2022 Indiana State	145

ATTACK FROM THE AIR

- Over the Jeff Brohm era, the Boilermakers have averaged 304.9 yards passing per game at a 64.9% completion clip with 145 touchdowns.
- Purdue's passing attack trails only Ohio State and ranks in the top 20 nationally over the last five years, also considering the program played just six games in 2020.

	Stat	BIG	National
Passing Yards	18,904	2	13
Passing Touchdowns	145	2	19
Comp. Percentage	64.9%	2	10
Completions	1,6471	1	4
300-Yard Games	30	2	11
500-Yard Games	4	1	3
3-Touchdown Games	28	2	11

300-YARDERS

- Aidan O'Connell started his 2022 campaign with 365 yards passing against Penn State for his ninth career 300-yard game, before adding his 10th with a 424-yard performance at Syracuse.
- Last year, he joined Drew Brees as the only Purdue quarterbacks to record multiple 500-yard games over a career, while becoming the only one to reach the 500-yard mark twice in a single season.
- O'Connell threw for a career-high 536 yards in an upset victory over No. 3 Michigan State before ending the year with 534 passing yards to help Purdue beat Tennessee in the Music City Bowl.
- The gunslinger produced six 300-yard games in 2021, the third-most in a single season and the first Purdue quarterback to accomplish the feat since Curtis Painter in 2007.
- O'Connell is tied for fourth in program history with 10 games of 300 yards passing or more. Drew Brees owns the record with 16.
- All 10 of O'Connell's 300-yard passing games have been for 350 yards or more.

BIG PLAY POTENTIAL

- So far this season, Purdue has nine plays of 30 yards or more, including a quintet of passes from Aidan O'Connell to Charlie Jones and both interceptions returned for a touchdown.
- Devin Mockobee's 68-yard rush was Purdue's longest since Rondale Moore carried 76 yards in his record breaking performance against Northwestern in 2018.
- The Boilermaker offense tallied 29 plays of 30 yards or more in 2020, as well as 11 of 50 yards or more.
- O'Connell has 33 career throws over 30 yards or more and 11 over 50 yards.
- Purdue's three longest plays from 2021 all came in that exhilarating TransPerfect Music City Bowl with O'Connell finding Broc Thompson for touchdowns of 75 and 70 yards and Durham for a 62-yard catch-and-score.

99th SEASON AT ROSS-ADE STADIUM

- The Boilermakers call Ross-Ade Stadium home for the 99th

CRADLE OF QUARTERBACKS

Many schools boast of tradition. But none can match Purdue's tradition of turning out top-flight quarterbacks.

The Cradle of Quarterbacks has evolved over the last half century as a defining feature of Purdue football. Boilermakers have set numerous NCAA and Big Ten Conference records, many have been chosen as All-Americans and national awards winners or finalists.

In the early 1970s, Purdue Athletics commissioned a university artist named Keith Butz to create a poster featuring outstanding Boilermaker quarterbacks of the previous 30 years. That poster featured Bob DeMoss, Dale Samuels, Len Dawson, Bernie Allen, Bob Griese, Mike Phipps and Gary Danielson.

DREW BREES (PURDUE 1997-00) - PURDUE HALL OF FAME - 2009

11,792 yards, 90 touchdowns, 61.1% comp.
All-America, Maxwell Award, 3-time All-Big Ten
2nd Rd, 32nd - 2001 NFL Draft - San Diego Chargers
2001-20 NFL Career - San Diego, New Orleans
Super Bowl XLIV MVP & champion, 13-time Pro Bowler

SCOTT CAMPBELL (PURDUE 1980-83)

7,636 yards, 45 touchdowns
7th Rd, 191st - 1984 NFL Draft - Pittsburgh
1984-90 NFL Career - Pittsburgh, Atlanta
Pittsburgh Steelers (1984-86), Atlanta Falcons (1986-90)

GARY DANIELSON (PURDUE 1970-72) - PURDUE HALL OF FAME - 2012

2,748 yards, 14 touchdowns at Purdue
Detroit Lions (1976-1984), Cleveland Browns (1985, 1987-88)
College Football Analyst for CBS

LEN DAWSON (PURDUE 1954-56) - PURDUE HALL OF FAME - 1996

3,325 yards, 29 touchdowns at Purdue
Three-time All-Big Ten, 1956 First Team All-America
1st Rd, 5th - 1957 NFL Draft - Pittsburgh Steelers
1957-75 NFL Career - Pittsburgh, Cleveland, Dallas, Kansas City Chiefs
Super Bowl IV champion, Super Bowl IV MVP, 1987 Pro Football Hall of Fame

BOB DE MOSS (PURDUE 1945-48) - PURDUE HALL OF FAME - 1999

2,759 yards, 23 touchdowns at Purdue
2nd Rd, 13th - 1949 NFL Draft - New York Yanks
Purdue Head Coach (1970-72)

JIM EVERETT (PURDUE 1981-85) - PURDUE HALL OF FAME - 1999

7,411 yards, 43 touchdowns at Purdue, 1985 All-Big Ten
1st Rd, 3rd - 1986 NFL Draft - Houston Oilers
1986-97 NFL Career - Los Angeles Rams, New Orleans, San Diego
Pro Bowler

BOB GRIESE (PURDUE 1964-66) - PURDUE HALL OF FAME - 1994

4,541 yards, 28 touchdowns at Purdue
1966 Big Ten Player of the Year, 2-time All-America, 2-time All-Big Ten
1st Rd, 4th - 1967 NFL Draft - Miami Dolphins
1967-80 NFL Career - Miami
Super Bowl VII & VIII champion, 6-time Pro Bowl, Pro Football Hall of Fame

MARK HERRMANN (PURDUE 1977-80) - PURDUE HALL OF FAME - 1997

9,946 yards, 71 touchdowns
4-time All-Big Ten, Sammy Baugh Award, College Football Hall of Fame
4th Rd, 98th - 1981 NFL Draft - Denver Broncos
1981-92 NFL Career - Denver, Baltimore, Indianapolis, San Diego

KYLE ORTON (PURDUE 2001-04)

9,337 yards, 63 touchdowns
2-time All-Big Ten
4th Rd, 106th - 2005 NFL Draft - Chicago Bears
2005-2014 NFL Career - Chicago, Denver, Kansas City, Dallas, Buffalo

CURTIS PAINTER (PURDUE 2005-08)

11,163 yards, 67 touchdowns
6th Rd, 201st - 2009 NFL Draft - Indianapolis Colts
2009-13 NFL Career - 2009-13

MIKE PHIPPS (PURDUE 1967-69) - PURDUE HALL OF FAME - 1995

5,423 yards, 37 touchdowns
1969 Consensus All-America, 2-time All-Big Ten, College Football Hall of Fame
1st Rd, 3rd - 1970 NFL Draft - Cleveland Browns
1970-81 NFL Career - Cleveland, Chicago

DALE SAMUELS (PURDUE 1950-52) - PURDUE HALL OF FAME - 2001

3,161 yards, 27 touchdowns at Purdue
3rd Rd, 28th pick - Chicago Cardinals, 1953 NFL Draft



GAME 6 NOTES • Purdue at Maryland

DEN OF DEFENSIVE ENDS

Threatening the opposition's signal-caller is the goal of every defensive end: causing disruption, havoc and confusion to the offense.

Throughout its history, Purdue has produced many outstanding defensive ends, creating an institution unlike any other in college football - The Den of Defensive Ends.

Eight members of The Den have gone on to be selected for the NFL Pro Bowl - Sugar, Lundy, Keena Turner, Colvin, Shaun Phillips, Spencer, Kerrigan and Cliff Avril - while four have played for Super Bowl champions: Turner, Colvin, Avril and Rob Ninkovich.

George Karlaftis became the latest member of The Den of Defensive Ends, as the All-American was added in the spring of 2022.

CLIFF AVRIL (PURDUE 2004-07)

All-Big Ten
3rd Rd, 92nd - 2008 NFL Draft - Detroit Lions
2008-17 NFL Career - Detroit, Seattle

AKIN AYODELE (PURDUE 1999-01)

3-time All-Big Ten
2nd Rd, 89th - 2002 NFL Draft - Jacksonville Jaguars
2002-10 NFL career - Jacksonville, Dallas, Miami, Buffalo

ROSEVELT COLVIN (PURDUE 1995-98) - PURDUE HALL OF FAME - 2016

2-time All-Big Ten
4th rd, 111th - 1999 NFL Draft - Chicago Bears
1999-08 NFL career - Chicago, New England
Super Bowl XXXVIII, XXXIX champion

RAY EDWARDS (PURDUE 2003-05)

4th Rd, 127th - 2006 NFL Draft - Minnesota Vikings
2006-12 NFL career - Minnesota, Atlanta

GEORGE KARLAFTIS (PURDUE 2019-21)

3-time All-Big Ten, 2021 First Team All-America
1st Rd, 30th - 2022 NFL Draft - Kansas City Chiefs
2022-Present NFL career - Kansas City

RYAN KERRIGAN (PURDUE 2007-10) - PURDUE HALL OF FAME - 2018

2-time All-Big Ten, All-America, Defensive Player of the Year
1st Rd, 16th - 2011 NFL Draft - Washington Redskins
2011-Present NFL career - Washington, Philadelphia

LAMAR LUNDY (PURDUE 1954-56) - PURDUE HALL OF FAME - 1995

2-time All-Big Ten
4th Rd, 47th - 1957 NFL Draft - Los Angeles Rams
1957-69 NFL career - Los Angeles

ROB NINKOVICH (PURDUE 2004-05)

All-Big Ten
5th Rd, 135th - 2006 NFL Draft - New Orleans Saints
2006-16 NFL career - New Orleans, Miami, New England
Super Bowl XLIX, LI champion

CHIKE OKEAFOR (PURDUE 1994-96, 1998)

All-Big Ten
3rd Rd, 89th - 1999 NFL Draft - San Francisco 49ers
1999-09 NFL career - San Francisco, Seattle, Arizona

SHAUN PHILLIPS (PURDUE 2000-03)

All-Big Ten
4th Rd, 98th - 2004 NFL Draft - San Diego Chargers
2004-14 NFL career - San Diego, Denver, Tennessee, Indianapolis

ANTHONY SPENCER (PURDUE 2003-06)

All-Big Ten, All-America
1st Rd, 26th - 2007 NFL Draft - Dallas Cowboys
2007-14 NFL career - Dallas

LEO SUGAR (PURDUE 1949-51) - PURDUE HALL OF FAME - 2006

2-time All-Big Ten, All-America
11th Rd, 123rd - 1952 NFL Draft - Chicago Cardinals
1954-62 NFL career - Chicago/St. Louis, Philadelphia, Detroit

KEENA TURNER (PURDUE 1976-79) - PURDUE HALL OF FAME - 2006

2-time All-Big Ten
2nd Rd, 39th - 1980 NFL Draft - San Francisco 49ers
1980-90 NFL career - San Francisco
Super Bowl XVI, XIX, XXIII, XXIV champion

BOILER NOTES

season in 2022.

- A roughly two-year construction process for \$237,500 (\$3.76 million) with funds raised by Purdue alumni David E. Ross and George Ade helped replace Stuart Field, which had hosted Purdue Football since its inception.
- Ross-Ade Stadium had the perfect dedication and opening, a 26-7 drubbing of Indiana for homecoming on Nov. 22, 1924.
- Originally seating 13,500 with an additional 5,000 standing spots, Ross-Ade Stadium now can hold up to 61,320, including non-ticketed personnel.
- Purdue has an all-time record of 296-199 at Ross-Ade Stadium.

OUR MAN MITCH

- Mitchell Fineran is 4-for-6 on the year on field goals with a long of 46 yards.
- The right footer is now 18 for his last 21 kicks, including the game-winner in overtime of the Music City Bowl.
- Fineran is fourth among active kickers across all divisions with 71 made kicks.
- Fineran was tabbed honorable mention by the Big Ten coaches and media after going 24-of-29 on the year with a long of 49.
- He was third in the nation and led the Big Ten with 1.85 field goals per game and finished 25th nationally in scoring with 8.6 points per game.
- Fineran's 112 points were the second most in a season in program history behind the late Leroy Keyes' 114 in 1967.
- Fineran is a career 78.0% kicker and is 54-of-66 (81.8%) on kicks inside 40 yards.

SECOND SEASON WITH ENGLISH/HAGEN

- Purdue is in its second season with co-defensive coordinators Ron English and Mark Hagen. The duo, along with fellow co-defensive coordinator Brad Lambert who left for Wake Forest during the offseason, provided some much-needed stability to the defensive side of the ball.
- With Hagen's focus on the defensive line and English handling the defensive backs, Purdue trimmed opponents' passing yards per game down to 208.7 yards, which ranked fifth nationally and second in the Big Ten.
- The Boilermakers also posted their first shutout since 2011 with a 49-0 drubbing of UConn.

	2020	2021	2022
Opp PPG	29.8	22.4	20.6
2nd Half Opp PPG	12.3	10.0	12.6
Opp Passing YPG	254.2	208.7	214.0
Opp Total Offense YPG	399.0	366.5	312.6
3rd Down%	43.8%	36.9%	28%
4th Down%	46.2%	36.4%	42.8%
Opp Redzone	19-32-60%	24-45-53.3%	9-14-64.2%
INTs. (Per Game)	3 (0.5)	13 (1.0)	7 (1.4)
Sacks (Per Game)	7 (1.2)	26 (2.0)	9 (1.8)
Pass Breakups (Per Game)	16 (2.5)	45 (3.5)	24 (4.8)

BROC'S BOND

- Wide receiver Broc Thompson's bond with his brother Cade prompted him to transfer from Marshall to Purdue in 2021.
- Cade was diagnosed with cancer in the summer of 2020, prompting Thompson to change his number from 88 his freshman season to 13, Cade's number in youth football.
- When Thompson arrived in West Lafayette in 2021, he elected to wear No. 29 for the number of chemotherapy rounds Cade endured.
- Cade was declared cancer-free in April of 2021.
- Thompson switched back to No. 13 for the 2022 season.

FROM THE PORTAL TO PURDUE

- The Boilermakers hit the portal during the offseason to bring in 12 transfers.

Name	Position	Year	Previous School
Kyle Adams	QB	R-So.	James Madison
Cole Brevard	DT	R-So.	Penn State
Elijah Canion	WR	Jr.	Auburn
Tee Denson	CB	Jr.	Kansas State
Sione Finau	OL	Sr.	FIU
Bryce Hampton	CB	R-Sr.	Adams State
Scotty Humpich	LB	R-Sr.	Murray State
Daniel Johnson	OL	R-Sr.	Kent State
Charlie Jones	WR	6th	Iowa
Kobe Lewis	RB	R-Jr.	Central Michigan
Reese Taylor	DB	5th	Indiana
Tyrone Tracy	WR	R-Sr.	Iowa

REMEMBERING LEN DAWSON

- The Boilermakers bid farewell to one of the iconic greats and a pioneer of the Cradle of Quarterbacks in Len Dawson, who passed away Aug. 24 at the age of 87.
- A three-year starter at Purdue, Dawson was named All-Big Ten and led the conference in passing and total offense all three seasons. He set then-records at Purdue with 3,325 yards and 29 passing touchdowns.
- Over a 19-year career for Pittsburgh, Cleveland, Houston/Kansas City, Dawson threw for 28,711 yards and 239 touchdowns and netted numerous honors, including a win in Super Bowl IV, Super Bowl IV MVP honors, his No. 16 retired by the Kansas City Chiefs and induction to the Pro Football Hall of Fame.
- Following his playing career, Dawson served several roles as a broadcaster around football, hosting HBO's "Inside the NFL" for 25 years, landing him back in Canton for a second time as a broadcaster.

GETTING THE SQUAD BACK TOGETHER

- With the newest additions from the transfer portal, several Boilermakers reunited with old teammates from their youth football days.
- Quarterback Aidan O'Connell connected with his old youth receiver Charlie Jones from their time together on the Buffalo Grove Jr. Bisons.
- Receivers Broc Thompson and Tyrone Tracy and defensive back Reese Taylor reunite from their days playing in the Indiana Elementary Football Association. All three started their careers at different schools, but transferred to Purdue over the last two years. Taylor was the quarterback during their youth careers playing with a powerhouse trio of receivers in Tracy, Thompson and David Bell. In high school, Taylor was named Indiana Mr. Football at Ben Davis and Tracy was tabbed Indiana Gatorade Player of the Year in 2017 at Decatur Central.
- Two other players who started their careers elsewhere have reunited at Purdue. Running back Dylan Downing (UNLV) and defensive tackle Cole Brevard (Penn State) led Carmel High School to an Indiana State Championship in 2018.

PRESEASON HAUL FOR AOC

- Leading into the season, it seemed that Aidan O'Connell landed on a different watch list or preseason team every week.

Maxwell Award Watch List
Walter Camp Award Watch List
Davey O'Brien Award Watch List
Senior Bowl Watch List
Johnny Unitas Golden Arm Award Watch List
CFPA National Performer of the Year Watch List
Big Ten Preseason Honors List (Media)
Preseason Second Team All-Big Ten (Athlon, Phil Steele)
Preseason Third Team All-Big Ten (PFF)





BOILER NOTES

NATIONAL LEADERS IN 2021

- Completing 70.8 percent of passes, Purdue led the Big Ten and ranked second in the country.
- The Boilermakers limited making penalties, committing a conference-low 4.5 per game that was the 10th-fewest nationally.
- Purdue's passing offense ranked fifth in the country and second in the Big Ten with 355.4 yards per game.
- Opponents were only been able to convert 8 of 22 fourth down attempts for a .364 conversion rate, putting the Boilermakers 11th nationally in defending fourth downs.
- Purdue's red zone defense also ranked 23rd in the country.

ALL-AMERICANS TO THE NFL

- Purdue had to replace a pair of All-Americans in WR David Bell and DE George Karlaftis as the two were taken in the 2022 NFL Draft (Karlaftis - 1st Rd, 30th, Kansas City, Bell - 3rd, 99th, Cleveland).
- A finalist for the Biletnikoff Award, Bell was named First Team All-America from four (AFCA, AP, FWAA, Walter Camp Football Foundation) of the five outlets recognized by the NCAA to just miss out on being a unanimous selection; however, the Purdue wide receiver became the 21st consensus All-American in Purdue history.
- Bell earned the Richter-Howard Receiver of the Year as the best receiver in the Big Ten, leading the conference in catches per game (8.5) and receiving yards per game (116.9); both marks ranked Top 5 in the country.
- Karlaftis became the first defensive Boilermaker to earn All-America honors since Ryan Kerrigan (2010).
- Karlaftis led the Boilermakers in tackles for loss (11.5), sacks (5.0), forced fumbles (3), fumble recoveries (2) and quarterback hurries (8), earning First Team All-Big Ten honors along the way.
- Along with the two All-Americans, Zander Horvath (7th Rd, 260th, Los Angeles Chargers) gave Purdue three Boilermakers taken in the 2022 NFL Draft; it marked the most Boilermakers selected in a single draft since 2008.

2021: A HISTORIC SEASON

- Purdue finished the 2021 season with nine wins for the first time since 2003, when the Boilermakers also were 9-4.
- The nine wins were second-most in program history, as the Boilermakers record at least nine wins for the 12th time in the team's 134-year history.
- Two of those victories were over previously unbeaten No. 2 Iowa (Oct. 16) and No. 3 Michigan State (Nov. 6), giving the Boilermakers two wins over Top 5 teams for the first time since 1960.
- Purdue finished with a record of 6-3 in Big Ten play, the most conference wins in a season since the 2003 team went 6-2.
- The Boilermakers tied for second in the Big Ten West, finishing in the division's top three for the third time in five seasons under head coach Jeff Brohm (2017, 2018, 2021).
- Purdue won five games away from home for the first time since 1943, going 5-2 away from Ross-Ade Stadium.
- Purdue entered the College Football Playoff rankings at No. 19 on Nov. 9, the first-ever in the CFP era for the Boilermakers.
- The season was capped off with a thrilling 48-45 overtime victory over Tennessee in the TransPerfect Music City Bowl.
- The Boilermakers held four opponents to fewer than 10 points in 2021, the first time it has achieved the feat since 1978, when six opponents were held to single-digit point totals.

DEGREES IN HAND

- Purdue's 2022 roster features 18 college graduates.
- Thirteen of those graduates obtained a Purdue undergraduate degree, while five transfers graduated from their previous school.
- Quarterbacks Aidan O'Connell and Austin Burton have both earned their master's degrees at Purdue.

Jack Albers	Kobe Lewis*
Austin Burton*	Eric Miller
Kieren Douglas	Aidan O'Connell
Payne Durham	Jack Sullivan
Semisi Fakasiieiki	Cory Trice
Mitchell Fineran*	Jacob Wahlberg
Spencer Holstege	DJ Washington
Daniel Johnson*	Nick Zecchino
Lawrence Johnson	* - Previous school
Charlie Jones*	

HARD KNOCKS BOILERS

- The long-running HBO series Hard Knocks has several ties to the Purdue Boilermakers during the 2022 season.
- Quarterback David Blough was featured on the preseason edition while with the Detroit Lions. The show highlighted his preseason campaign, as well as his relationship with his wife Olympic sprinter Melissa Gonzalez. After training camp, Blough joined the Minnesota Vikings as a member of their practice squad.
- Wide receiver Rondale Moore is slated to be a part of the in-season version of Hard Knocks later this year. The 2018 consensus All-American is in his second season with the Arizona Cardinals.

BOWLING WITH BROHM

- The Boilermakers have been to three bowls in five seasons under head coach Jeff Brohm.
- Purdue closed out 2021 with a 48-45 overtime victory over Tennessee in the TransPerfect Music City Bowl.
- The Boilermakers capped the first season of the Brohm era with a 38-35 win at the Foster Farms Bowl in San Francisco against Arizona.
- Prior to the Foster Farms Bowl, Purdue had not reached a bowl game since 2013 in the Heart of Dallas Bowl and had not won a bowl game since the 2011 Little Caesars Bowl.
- The Boilermakers have gone bowling 20 times with a record of 11-9.

Purdue Bowls	Opp.	Result
1967 Rose	USC	W, 14-13
1978 Peach	Georgia Tech	W, 41-21
1979 Bluebonnet	Tennessee	W, 27-22
1980 Liberty	Missouri	W, 28-25
1984 Peach	Virginia	L, 24-27
1997 Alamo	#24 Oklahoma State	W, 33-20
1998 Alamo	#4 Kansas State	W, 37-34
2000 Outback	#21 Georgia	L [OT], 25-28
2001 Rose	#4 Washington	L, 24-34
2001 Sun	#13 Washington State	L, 27-33
2002 Sun	Washington	W, 34-24
2004 Capital One	#11 Georgia	L [OT], 27-34
2004 Sun	#21 Arizona State	L, 23-27
2006 Champs Sports	Maryland	L, 7-24
2007 Motor City	Central Michigan	W, 51-48
2011 Little Caesars	Western Michigan	W, 37-32
2013 Heart of Dallas	Oklahoma State	L, 14-58
2017 Foster Farms	Arizona	W, 38-35
2018 Music City	Auburn	L, 14-63
2021 Music City	Tennessee	W [OT], 48-45

PURDUE HONORS

Cam Allen

- Preseason Third Team All-Big Ten (Phil Steele)

Branson Deen

- Preseason Second Team All-Big Ten (Athlon Sports)
- Preseason Third Team All-Big Ten (PFF)
- Preseason Fourth Team All-Big Ten (Phil Steele)

King Doerue

- Earl Campbell Tyler Rose Award Watch List

Payne Durham

- Mackey Award | Senior Bowl Watch Lists
- Preseason Second Team All-Big Ten (Athlon, Phil Steele)

Semisi Fakasiieiki

- Polynesian College Football Player of the Year Watch List

Sione Finau

- Polynesian College Football Player of the Year Watch List

Mitchell Fineran

- Lou Groza Award Watch List

Jalen Graham

- Preseason Third Team All-Big Ten (Athlon Sports, Phil Steele)
- Senior Bowl Watch List

Gus Hartwig

- Rimington Trophy Watch List
- Preseason Second Team All-Big Ten (Phil Steele)
- Preseason Fourth Team All-Big Ten (Athlon)

Spencer Holstege

- Preseason Second Team All-Big Ten (PFF)
- Preseason Third Team All-Big Ten (Phil Steele)
- Preseason Fourth Team All-Big Ten (Athlon)

Scotty Humpich

- Senior Bowl Watch List

Kydran Jenkins

- Preseason Fourth Team All-Big Ten (Athlon Sports)

Charlie Jones

- Biletnikoff Award Watch List
- Paul Hornung Award Watch List
- Preseason Second Team All-America (Walter Camp)
- Preseason Fourth Team All-America (Athlon Sports)
- Preseason First Team All-Big Ten (Phil Steele) - Kick Returner
- Preseason Second Team All-Big Ten (PFF)
- Senior Bowl Watch List

Aidan O'Connell

- CFPA National Performer of the Week Honorable Mention - Week 2
- Maxwell Award | Walter Camp Award | Davey O'Brien Award | Senior Bowl | Johnny Unitas Golden Arm Award | CFPA National Performer of the Year Watch Lists
- Big Ten Preseason Honors List (Media)
- Preseason Second Team All-Big Ten (Athlon, Phil Steele)
- Preseason Third Team All-Big Ten (PFF)

Broc Thompson

- Preseason Fourth Team All-Big Ten (Athlon Sports)

Cory Trice

- Preseason Fourth Team All-Big Ten (Athlon Sports)
- Senior Bowl Watch List

Nick Zecchino

- Special Teams U Preseason Watch List



GAME 6 NOTES • Purdue at Maryland

HALL OF FAME BOILERMAKERS

COLLEGE FOOTBALL HALL OF FAME (16) *Induction Class*

Elmer Oliphant, HB, 1911-13	1955
Alex Agase, OL, 1943	1963
Cecil Isbell, HB, 1935-37	1967
Bob Griese, QB, 1964-66	1984
Chalmers "Bump" Elliot, HB, 1943-44	1989
Leroy Keyes, HB, 1966-68	1990
Mike Phipps, QB, 1967-69	2006
Mark Herrmann, QB, 1977-80	2010
Otis Armstrong, RB, 1970-72	2012
Dave Butz, DT, 1970-72	2014
Rod Woodson, CB, 1983-86	2016
Andy Smith, Coach, 1913-15	1955
Jim Phelan, Coach, 1922-29	1873
Jack Mollenkopf, Coach, 1956-69	1988
Jim Young, Coach, 1977-81	1999
William "Lone Star" Dietz, Coach, 1921	2012
John Luckhardt, 1966	2022

PRO FOOTBALL HALL OF FAME (4) *Induction Class*

Len Dawson, QB, 1957-75	1987
Bob Griese, QB, 1967-80	1990
Hank Stram, Coach, 1960-74, 1976-77	2003
Rod Woodson, CB/S, 1987-2003	2009

PURDUE HALL OF FAME

1994 - W.P. "Dutch" Fehring, Bob Griese, Leroy Keyes, Guy "Red" Mackey, Jack Mollenkopf, Lamar Lundy
1995 - Lamar Lundy, Mike Phipps, Sam Voinoff
1996 - Lawrence Burton, Len Dawson, Bill "Moose" Skowron, Hank Stram
1997 - Otis Armstrong, Dr. Loyal "Bill" Combs, Mark Herrmann, Elmer Oliphant
1998 - Tim Foley, Noble Kizer, Duane Purvis, Dave Rankin
1999 - Bernie Allen, Bob DeMoss, Jim Everett
2000 - Tom Bettis, Elmer Sleight
2001 - Cecil Isbell, Dale Samuels
2003 - Bernie Flowers, Ralph Welch, Rod Woodson
2004 - Jim Beirne, Dave Butz, Darryl Stingley, Harry Szulborski, Jim Young
2006 - Mike Alstott, Leo Sugar, Keena Turner
2007 - Darrel "Pete" Brewster, Felix Mackiewicz, Ned Maloney
2009 - Erich Barnes, Drew Brees, Boris "Babe" Dimancheff, Dave Young
2010 - Jerry Shay
2012 - Gary Danielson, C.S. "Pop" Doan, Jeff Zgonina
2013 - Tony Butkovich, Alpha Jamison, Matt Light, Joe Tiller
2015 - John Charles, Taylor Stubblefield
2016 - Roosevelt Colvin, Travis Dorsch
2018 - Gregg Bingham, Ryan Kerrigan
2020 - Chuck Kyle

RECORDS WATCH

TEAM RUSH YARDS PER CARRY

1	5.2	1997	12 games
2	5.0	1994	11 games
3	4.9	1995	11 games
	4.9	2005	11 games
5	4.8	1947	9 games
6	4.7	2014	12 games
7	4.6	2012	13 games
8	4.4	2022	6 games
	4.4	1967	10 games
	4.4	2002	13 games
	4.4	2010	12 games
	4.4	2011	13 games
	4.4	2017	13 games

CAREER TOUCHDOWN RECEPTIONS

1	Brian Alford	1994-97	31
2	Dave Young	1977-80	27
	John Standeford	2000-03	27
4	Vinny Sutherland	1997-00	25
5	Taylor Stubblefield	2001-04	21
	Dorien Bryant	2004-07	21
	David Bell	2019-21	21
8	DeAngelo Yancey	2013-16	20
9	Jim Beirne	1965-67	17
	Calvin Williams	1986-89	17
11	Dustin Keller	2004-07	16
	Antavian Edison	2009-12	16
13	Payne Durham	2018-Present	15
	Steve Bryant	1980-81	15
	Chris Daniels	1996-99	15
	Tim Stratton	1998-01	15

CAREER TOUCHDOWN RECEPTIONS BY A TIGHT END

1	Dave Young	1977-80	27
2	Jim Beirne	1965-67	17
3	Dustin Keller	2004-07	16
4	Payne Durham	2018-Present	15

CAREER INTERCEPTIONS

1	Stuart Schweigert	2000-03	17
2	Ricardo Allen	2010-13	13
3	Bob Corby	1965-67	11
	Don Anderson	1981-84	11
	Rod Woodson	1983-86	11
	Marc Foster	1985-88	11
	Jimmy Young	1990-93	11
	Adrian Beasley	1996-99	11
9	Cam Allen	2019-Present	10
	Bill Kay	1977-80	10
	Landon Feichter	2011-14	10
	Frankie Williams	2012-15	10

CAREER FIELD GOALS MADE

1	Travis Dorsch	1998-01	68
2	Carson Wiggs	2008-11	56
3	Ben Jones	2003-05	43
4	J.D. Dellinger	2016-20	40
5	Jonathan Briggs	1985-87	36
6	Chris Summers	2006-09	31
	Paul Griggs	2012-15	31
8	Mitchell Fineran	2021-Present	.800 (24-29)

CAREER FIELD GOAL PERCENTAGE AT PURDUE (MIN. 15 ATT)

1	Mitchell Fineran	2021-Present	.800 (24-29)
2	Spencer Evans	2017-18	.765 (26-34)
3	J.D. Dellinger	2016-20	.741 (40-54)

2022 GAME INFORMATION

	COIN TOSS	TOSS RECORD	PURDUE FIRST OFF. PLAY	PURDUE 1ST POSS.	OPP 1ST POSS.	PURDUE UNIFORM	RESULT
PENN STATE	Won	1-0	Pass - Completed	Punt	Punt	Black/Black/Black	L, 35-31
INDIANA STATE	Won	2-0	Pass - Completed	Touchdown	Fumble (First Play)	Gold/Black/Black	W, 56-0
at Syracuse	Lost	2-1	Pass - Complete	Turnover on Downs	Punt	Gold/White/White	L, 32-29
FAU	Lost	2-2	Rush - 3 yards	Touchdown	Punt	Black/Black/Gold	W, 28-26
at Minnesota	Won	3-2	Rush - 11 yards	Touchdown	Punt	Gold/White/Black	W, 20-10
at Maryland							
NEBRASKA							
at Wisconsin							
IOWA							
at Illinois							
NORTHWESTERN							
at Indiana							





ROSS-ADE STADIUM

GENERAL INFORMATION

Capacity - 57,282 (seated), 61,320 (with non-ticketed)
 Opened - Nov. 22, 1924 (99th season in 2022)
 Renovated - 2002, 2023
 Expanded - 1930, 1949, 1955, 1964, 1969, 2023
 David E. Ross - Purdue 1893, Inventor, Engineer,
 Businessman, Board of Trustees
 George Ade - Purdue 1887, Writer, Playwright,
 Newspaper Columnist, Board of Trustees
 Field - Rohrman Field
 Grass - Latitude 38 Bermuda Grass

PURDUE HOME FIELDS

Lafayette YMCA Park	1889-1891	5-0
Stuart Field	1892-1924	88-44-12
Ross-Ade Stadium	1924-Present	296-199-13

• Nov. 22, 1924 - Purdue dedicates Ross-Ade Stadium. The Boilermakers win the Homecoming matchup over Indiana 26-7.

• 1975 - Prescription Athletic Turf is developed at Purdue is installed. The PAT system features a network of pipes connected to pumps capable of keeping the field playable, even during a storm dumping one inch of rain per hour.

• Nov. 22, 1980 - The largest crowd in Ross-Ade history, 71,629, views the game against Indiana.

• 2017 - Permanent lighting is installed at a cost of \$5.6 million.

• 2020 - Purdue installed a 150-foot, 4-inches wide and 56-foot, 9-inches high video board at the south end, more than four-times larger than the previous board built in 2007.

• 2021 - The Boilermakers played their 500th game at Ross-Ade Stadium, defeating Oregon State 30-21 in front of a crowd of 53,656.

ROSS-ADE RENOVATION

• The future of the home of Boilermaker Football has come into an exciting level of focus as Purdue Athletics will soon unveil renderings, plans and construction timelines for the upcoming Phase 1 of Ross-Ade Stadium renovations.
 • Originally announced on April 8, the \$45.4 million initial phase of renovations will strategically enhance several areas of the student-athlete and fan experience within the Ross-Ade footprint, creating a game day environment that is second to none for future generations of Boilermakers.
 • The approval granted for Ross-Ade's phase one includes plans for renovations including the construction of a new team entrance/tunnel from the Kozuch Football Performance Complex to Rohrman Field, the conversion of the existing team store into a student-athlete nutrition/dining facility and the construction of a stadium addition adjoining seating in the south end zone.

SOUTH END ZONE

• The long-awaited addition to Ross-Ade Stadium will connect the east and west sides of the facility in its 100th anniversary season, closing in the south end zone to create a complete bowl.

PLAYER ENTRANCE FROM KPFC

• Serving as the new stadium entry location for Purdue Football on gameday, the new player entrance will aim to improve player safety as well as the gameday atmosphere while also offering a new and exciting recruiting component.

STUDENT-ATHLETE DINING FACILITY

• The student-athlete dining facility will serve as a full production kitchen with an outdoor patio feature and a 150 person capacity.

ROSS-ADE STADIUM RECORDS (PG. 105 OF RECORD BOOK)

Rushing

Attempts - 53 - Lorenzo White (Michigan State), 10/26/1985
 Yards - 350 - Eric Allen (Michigan State), 10/30/1971
 TDs - 4 - 7x, last Kory Sheets vs. Miami (Ohio), 9/9/2006
 Longest - 94 - Mike Pruitt vs. Iowa, 11/2/1974
 Average - 17.9 (10-179) - Mike Pruitt vs. Iowa, 11/2/1974

Passing

Attempts - 73 - Dwayne Haskins (Ohio State), 10/20/2018
 Completions - 49 - Dwayne Haskins (Ohio State), 10/20/2018
 Completion% - .885 (23-26) - Kyle Orton vs. Ball State, 9/11/2004
 Yards - 572 - David Blough vs. Missouri, 9/15/2018
 TDs - 6 - 3x last Curtis Painter vs. Eastern Illinois, 9/8/2007
 INTs - 6 - Dale Samuels vs. Miami (Fla.), 10/14/1950
 Longest - 99 - Brees to Sutherland vs. Northwestern, 9/25/1999

Receiving

Receptions - 21 - Chris Daniels vs. Michigan State, 10/16/1999
 Yards - 301 - Chris Daniels vs. Michigan State, 10/16/1999
 TDs - 4 - Reggie Arnold vs. Iowa, 10/22/1977

Defense/Special Teams

FG Made - 5 - Rick Anderson vs. Michigan State, 10/25/1980
 Longest FG - 59 - 2x last Carson Wiggs vs. Toledo, 9/5/2009
 Interceptions - 3 - last Anthony Brown vs. Nebraska, 10/31/2015
 Punt Return Long - 92 - Phil Mateja vs. Iowa, 10/6/1951
 KO Return Long - 100 - 2x last Jimmy Smith vs. Stanford, 9/12/1981
 Longest Fum. Ret - 90 - 2x last Danny Ezechukwu vs. Va. Tech, 9/19/2015
 Longest Punt - 84 - George Fowler (Indiana), 11/21/1936




No.	Name	Cl.	Pos.	Ht.	Wt.	Hometown (High School/Previous College)
0	Bryce Hampton	R-Sr.	CB	5-11	205	Las Vegas, Nev. (Adams State)
1	Michael Alaimo	R-So.	QB	6-4	225	Montvale, N.J. (St. Joseph Regional)
1	Reese Taylor	5th	DB	5-11	195	Indianapolis, Ind. (Indiana)
2	Abdur-Rahmaan Yaseen	R-So.	WR	6-2	195	Southfield, Mich. (Walled Lake)
3	Tyrone Tracy	R-Sr.	WR	6-1	210	Indianapolis, Ind. (Iowa)
4	Deion Burks	R-Fr.	WR	5-11	185	Belleville, Mich. (Belleville)
5	Elijah Canion	Jr.	WR	6-4	220	Hollywood, Fla. (Auburn)
5	Nic Caraway	Fr.	DE	6-4	265	Bryan, Texas (Bryan)
6	Curtis Deville Jr.	Fr.	WR	6-2	190	Kinder, La. (Iowa)
6	Jalen Graham	Sr.	LB/S	6-3	220	Detroit, Mich. (Cass Tech)
7	Jamari Brown	R-Sr.	CB	6-3	200	Sunrise, Fla. (Kentucky)
8	TJ Sheffield	R-Jr.	WR	5-11	190	Thompson's Station, Tenn. (Independence)
9	Mershawn Rice	R-Jr.	WR	6-3	210	Reynoldsburg, Ohio (Reynoldsburg)
9	Joe Strickland	Fr.	DE	6-4	265	Indianapolis, Ind. (Brebeuf)
10	Cam Allen	Sr.	S	6-1	200	Bluefield, Va. (Graham)
11	Jack Albers	R-Sr.	QB	6-0	190	Louisville, Ky. (Dayton)
11	Tee Denson	Jr.	CB	6-0	200	Atlanta, Ga. (Kansas State)
12	Austin Burton	6th	QB	6-4	210	Newton, Mass. (UCLA)
12	Jah'von Grigsby	R-Fr.	S	5-11	195	Baton Rouge, La. (Scotlandville Magnet)
13	Broc Thompson	Sr.	WR	6-3	190	Indianapolis, Ind. (Marshall)
14	Yanni Karlaftis	R-Fr.	LB/DE	6-3	235	West Lafayette, Ind. (West Lafayette)
15	Charlie Jones	6th	WR	6-0	185	Deerfield, Ill. (Iowa)
16	Aidan O'Connell	6th	QB	6-3	210	Long Grove, Ill. (Stevenson)
17	Christian Gelov	R-So.	QB	6-0	175	Noblesville, Ind. (TCU)
17	Chris Jefferson	5th	S	5-11	195	Euclid, Ohio (Findlay)
18	Brady Allen	Fr.	QB	6-6	210	Ft. Branch, Ind. (Gibson Southern)
19	Jordan Buchanan	Fr.	CB	6-1	175	Suwanee, Ga. (North Gwinnett)
20	Kyle Adams	R-So.	QB	6-1	180	West Lafayette, Ind. (James Madison)
20	O.C. Brothers	R-Jr.	LB	6-2	235	Southwest Brevard County, Fla. (Auburn)
21	Sanoussi Kane	Jr.	S/CB	6-0	205	Harlem, N.Y. (Blair Academy)
22	King Doerue	Sr.	RB	5-10	215	Amarillo, Texas (Tascosa)
23	Cory Trice	R-Sr.	CB	6-3	215	Hopkinsville, Ky. (Christian County)
24	Camdyn Childers	R-Jr.	WR	6-0	200	Fort Wayne, Ind. (Carroll)
24	Mitchell Fineran	5th	K	5-11	185	Fort Valley, Ga. (Samford)
25	Kobe Lewis	R-Jr.	RB	5-11	220	Americus, Ga. (Central Michigan)
26	Brandon Calloway	R-Fr.	CB	6-1	195	Griffin, Ga. (Griffin)
27	Trey Firestone	Fr.	WR	6-2	200	Zionsville, Ind. (Zionsville)
28	Ryan Brandt	R-So.	S	6-1	210	Angola, Ind. (Angola)
29	Andrew Sowinski	R-So.	WR	6-0	195	Indianapolis, Ind. (Chatard)
29	Kentrell Marks	Fr.	RB	6-0	185	Cleveland, Ohio (Valley Forge)
29	Jaxon Mull	Fr.	DB	5-11	180	Ft. Wayne, Ind. (Culver)
30	Jack Ansell	So.	P	6-2	210	Warrnambool, Australia (Brauer College)
31	Nick Zecchino	7th	LS	6-0	210	Cedar Grove, N.J. (UConn)
32	Joseph Jefferson	Fr.	S	6-0	195	Indianapolis, Ind. (Pike)
33	Charlie Kenrich	Fr.	TE	6-3	235	Liberty Township, Ohio (Lakota East)
33	Xander Pratt	Fr.	CB	6-1	180	Ft. Wayne, Ind. (Concordia Lutheran)
34	Damarjhe Lewis	Jr.	DT	6-3	305	Griffin, Ga. (Indiana)
34	Ben Van Noord	R-Fr.	WR	6-2	210	Springfield, Ohio (Northwestern)
35	Hayden Parise	R-So.	WR	6-4	190	Kansas City, Mo. (Rockherst)
35	Antonio Stevens	R-So.	S	6-2	200	Nashville, Tenn. (Battle Ground Academy)
36	Roman Pitre	Fr.	LB	6-5	230	Baton Rouge, La. (University Laboratory School)
37	Caleb Lahey	R-So.	RB	5-10	205	Bismarck, Ill. (Bismarck-Henning/Rossville-Alvin)
37	Jacob Wahlberg	R-Jr.	LB	6-4	235	Muskegon, Mich. (Mona Shores)
38	Dylan Downing	Jr.	RB	6-0	220	Carmel, Ind. (UNLV)
39	Will Chapman	R-Jr.	RB/LB	5-11	230	Indianapolis, Ind. (Cathedral)
39	Ben Freehill	R-Jr.	K	6-1	190	Gibson City, Ill. (Oklahoma State)
40	Hudson Miller	Fr.	LB	6-0	215	Indianapolis, Ind. (Cathedral)
41	Ben Furtney	R-So.	LB/FB	6-0	230	South Elgin, Ill. (St. Charles North)
41	Caleb Krockover	R-So.	K	5-9	195	West Lafayette, Ind. (West Lafayette)
42	Clyde Washington	Jr.	LB	6-3	235	Medford, N.J. (Lanape)
43	Kieren Douglas	6th	LB	6-2	235	Pickerington, Ohio (Army)
44	Kydran Jenkins	Jr.	LB/DE	6-1	270	Louisville, Ga. (Jefferson County)
45	Julio Macias	Fr.	K	6-5	230	Ligonier, Ind. (West Noble)
45	Devin Mockobee	R-Fr.	RB	6-0	195	Boonville, Ind. (Boonville)
46	Scotty Humpich	R-Sr.	LB	6-4	260	Louisville, Ky. (Murray State)
47	Brendan Cropsey	R-So.	P	6-1	190	Saline, Mich. (Saline)
47	Domanick Moon	Fr.	LB	6-2	230	Ft. Wayne, Ind. (Snider)
48	Tristan Cox	R-Fr.	LB/DL	6-3	265	Somerset, Ky. (Pulaski County)
49	Farrell Henderson III	Fr.	LB	5-11	225	Indianapolis, Ind. (Cathedral)
50	Sulaiman Kpaka	R-Jr.	DE	6-2	295	Grand Prairie, Texas (Grand Prairie)
51	Nick Taylor	R-So.	LS	6-4	225	Indianapolis, Ind. (Lawrence North)
52	Zac Tuinei	R-Jr.	LB	6-0	240	Noblesville, Ind. (Arkansas State)

OFFENSIVE STAFF QUICK HITS


Brian Brohm

Co-Offensive Coordinator
 Quarterbacks | 6th at Purdue
Louisville '08 | Quarterback
 • Seventh season in coaching
 • Served as head coach in 2020 win over Iowa when Jeff Brohm was forced to miss the game due to COVID-19
 • Coached at Western Kentucky after an eight-year playnign career in the NFL, CFL and UFL
 • Among Louisville career leaders in passing attempts, yards, efficiency, completions, completion percentage, total offense and touchdown passes | 2006 Orange Bowl MVP



Chris Barclay

Running Backs | 6th at Purdue
Wake Forest '05 | Running Back
 • Twelfth year in coaching
 • Coached at William & Mary, Wake Forest, Marshall and WKU
 • Played three years in the NFL - Cleveland, Tennessee, New Orleans
 • Two-time All-ACC, 2005 ACC Player of the Year, Wake Forest Hall of Fame inductee




Garrick McGee

Wide Receivers | 1st at Purdue
Oklahoma '95 | Quarterback
 • Twenty-seventh year in coaching
 • Spent time at Florida, Missouri, Illinois, Arkansas, Northwestern
 • Head coach at UAB for 2012-13
 • Big Eight Newcomer of the Year in 1994




Dale Williams

Offensive Line
 6th at Purdue
West Virginia '94 | Offensive Line
 • Twenty-eighth year in coaching
 • Coached at FAU, Findlay, Garnder-Webb, North Greenville and WVU
 • Won the 1994 Sugar bowl with West Virginia



Ryan Wallace

Tight Ends/Assistant Offensive Line
 1st at Purdue
Western Kentucky '13 | Tight End
 • Tenth year in coaching
 • Coached at Austin Peay and Western Kentucky
 • Started playing career at Kentucky before transferring to WKU



ROSTER BREAKDOWN

By Class	By State/Country	
Freshmen	26	Indiana 41
Redshirt Freshmen	13	Ohio 9
Sophomore	1	Michigan 8
Redshirt Sophomore	20	Texas 8
Junior	9	Georgia 8
Redshirt Junior	19	Kentucky 6
Senior	5	Illinois 6
Redshirt Senior	12	Wisconsin 4
5th Year	3	New Jersey 4
6th Year	5	Louisiana 4
7th Year	2	Tennessee 3
Position		Florida 3
Quarterbacks	7	California 2
Running/Full Backs	6	New York 2
Tight Ends	5	Connecticut 1
Wide Receivers	19	Washington D.C. 1
Offensive Line	20	Missouri 1
Defensive Line	15	Nevada 1
Linebackers	18	Virginia 1
Defensive Backs	16	Massachusetts 1
Specialists	9	Australia/Canada 1






DEFENSIVE STAFF QUICK HITS

Ron English
Co-Defensive Coordinator
Secondary | 2nd at Purdue
Cal '90 | Safety

- Thirty-first year in coaching
- Head coach at Eastern Michigan 2009-13
- Spent time at Arizona State, San Diego State, Michigan, Louisville, San Jose State, Mississippi State and Florida



Mark Hagen
Co-Defensive Coordinator
Defensive Line | 13th at Purdue
Indiana '91 | Linebacker

- Thirty-first year in coaching
- Previously coached at Purdue - 2000-10
- Coached at Indiana, Texas A&M, Northern Illinois
- 1991 Copper Bowl Defensive MVP | 1992 Big Ten Medal of Honor



David Elson
Linebackers | 1st at Purdue
Butler '93 | Safety

- Twenty-ninth year in coaching
- Joined Purdue in quality control in 2021 before being promoted to assistant coach in 2022
- Western Kentucky head coach 2003-09
- Spent time at WKU, Indiana, Southern Illinois, Ball State, Marian



Karl Maslowski
Special Teams/
Assistant Linebackers | 1st at Purdue
Western Kentucky '03 | Linebacker


- Eighteenth year in coaching
- Spent time at Northern Michigan, WKU, Louisville
- All-America linebacker, FCS champion at Western Kentucky



Ashton Youboty

Cornerbacks | 1st at Purdue
Ohio State '06 | Cornerback

- Sixth year in coaching
- Coached at Wisconsin and Youngstown State
- Six-year NFL career - Buffalo, Jacksonville
- 2005 First Team All-Big Ten



COACHING STAFF

Head Coach Jeff Brohm
Co-Offensive Coordinator/Quarterbacks Brian Brohm
Co-Defensive Coordinator/Secondary Ron English
Co-Defensive Coordinator/Defensive Line Mark Hagen
Linebackers David Elson
Wide Receivers Garrick McGee
Running Backs Chris Barclay
Offensive Line Dale Williams
Tight Ends/Offensive Line Assistant Ryan Wallace
Cornerbacks Ashton Youboty
Director of Recruiting Nate Dennison
Assistant Director of Recruiting Trent Mossbrucker
Recruiting/Operations Associate Tyler Miller
Quality Control JMichael Jonard
Assistant Director of Recruiting/Quality Control Justin Sinz
Recruiting/Quality Control Associate TJ McCollum
Recruiting/Quality Control Associate Jontavious Morris
Graduate Assistant D.J. Knox
Graduate Assistant MeLeick Miles
Graduate Assistant Adam Mueller
Graduate Assistant Mason Petrino
Director of Strength & Conditioning Domenic Reno
Executive Director of Admin. & Ops/Chief of Staff Greg Brohm
Director of Player Development Mel Mills

2022 PURDUE FOOTBALL ROSTER (CONTINUED)

No.	Name	Cl.	Pos.	Ht.	Wt.	Hometown (High School/Previous College)
53	Gus Hartwig	Jr.	OL	6-5	310	Zionsville, Ind. (Zionsville)
54	Josh Kaltenberger	R-So.	OL	6-6	305	Cranberry Township, Pa. (Seneca Valley)
54	Ben Kreul	R-So.	LB	6-3	235	Waukesha, Wis. (Catholic Memorial)
55	Malachi Preciado	Fr.	OL	6-2	300	New Orleans, La. (Warren Easton)
56	Jayden Scruggs	Fr.	DE	6-1	240	Indianapolis, Ind. (Cathedral)
57	Chris Van Eekeren	R-Jr.	K	5-11	195	Chesterton, Ind. (Chesterton)
58	Branson Deen	R-Sr.	DL	6-2	285	Indianapolis, Ind. (Lawrence Central)
59	Vince Carpenter	Fr.	OL	6-5	290	Monmouth Beach, N.J. (Red Bank)
61	Aaron Roberts	R-Fr.	OL	6-4	300	Indianapolis, Ind. (Cardinal Ritter)
62	Ben Kuhns	R-Jr.	OL	6-4	295	Pendleton, Ind. (Pendleton Heights)
63	Marcus Mbow	R-Fr.	OL	6-5	305	Milwaukee, Wis. (Wauwatosa East)
64	Mahamane Moussa	R-Fr.	OL	6-4	295	Indianapolis, Ind. (Pike)
67	Drew Woodruff	Fr.	OL	6-3	270	Louisville, Ky. (Trinity)
68	Cam Craig	R-Jr.	OL	6-5	310	Dublin, Ohio (Jerome)
70	Zach Richards	R-Fr.	OL	6-3	305	Mooresville, Ind. (Mooresville)
71	Nalin Fox	R-So.	OL	6-5	300	Pontiac, Mich. (Notre Dame Prep)
72	Sione Finau	Sr.	OL	6-3	305	Keller, Texas (FIU)
73	Daniel Johnson	R-Sr.	OL	6-6	310	London, Ontario (Kent State)
74	Eric Miller	R-Sr.	OL	6-7	305	Mason, Ohio (William Mason)
75	Spencer Holstege	R-Jr.	OL	6-5	310	Grand Rapids, Mich. (South Christian)
76	Andre Oben	Fr.	OL	6-5	295	Montclair, N.J. (St. Peter's Prep)
77	DJ Washington	6th	OL/DL	6-4	305	Louisville, Ky. (Ballard)
78	Cross Watson	Fr.	OL	6-4	290	Portage, Mich. (Portage Central)
79	Jared Bycznski	Jr.	OL	6-5	305	Berea, Ohio (Berea-Midpark)
81	Collin Sullivan	R-So.	WR	6-2	205	Round Rock Texas (Round Rock)
82	Drew Biber	R-Fr.	TE	6-5	235	Cedarburg, Wis. (Cedarburg)
83	Zion Steptoe	Fr.	WR	5-11	180	Little Elm, Texas (Memorial)
84	Preston Terrell	R-Fr.	WR	6-3	195	Brownsburg, Ind. (Brownsburg)
85	Alex Maxwell	R-Jr.	WR	6-0	195	St. Leon, Ind. (East Central)
86	Max Klare	Fr.	TE	6-4	230	Guilford, Ind. (St. Xavier)
87	Payne Durham	R-Sr.	TE	6-6	255	Suwanee, Ga. (Peachtree Ridge)
88	Garrett Miller	R-Jr.	TE	6-5	250	Round Rock, Texas (Round Rock)
89	Paul Piferi	R-Jr.	TE	6-5	240	Villa Park, Calif. (Villa Park)
90	Lawrence Johnson	R-Sr.	DT	6-3	310	Fort Wayne, Ind. (Snider)
91	Cole Brevard	R-So.	DT	6-3	315	Carmel, Ind. (Penn State)
91	Ben Buechel	R-So.	TE	6-4	245	New Berlin, Wis. (Eisenhower)
92	Mo Omonode	Fr.	DT	6-0	285	West Lafayette, Ind. (West Lafayette)
93	Prince Boyd Jr.	R-Jr.	DT	6-1	290	New Haven, Conn. (Independence CC)
94	J.P. Deeter	Fr.	DT	6-3	285	Manvel, Texas (Manvel)
95	Joe Anderson	R-Jr.	DE	6-4	275	Murfreesboro, Tenn. (South Carolina)
96	Khordae Sydnor	R-Fr.	DE	6-4	275	New Rochelle, N.Y. (Iona Preparatory School)
97	Semisi Fakasiieiki	7th	LB	6-2	230	Compton, Calif. (Dominguez)
98	Greg Hudgins III	R-So.	DE	6-4	285	Washington, D.C. (St. John's College Prep)
99	Jack Sullivan	R-Sr.	DE	6-5	275	Plainfield, Ill. (Plainfield East)

PRONUNCIATIONS

Michael Alaimo	ah-LIE-moe	Malachi Preciado	mal-la-KIE PRESH-ee-ya-doe
Ben Buechel	BEEK-ul	Khordae Sydnor	core-DAY SID-nor
Drew Biber	like bib	Zac Tuinei	TWO-en-nay
Jared Bycznski	buh-ZHIN-skee	Chris Van Eekeren	EE-ker-ren
Elijah Canion	canyon	Abdur-Rahmaan Yaseen	Ab-DUR rah-MAHN yah-SEEN
Cam Childers	Child like a kid	Nick Zecchino	Zeh-KEEN-no
King Doerue	doe-RUE		
Semisi Fakasiieiki	Sah-ME-see fah-kah-SEE-yek-ee		
Sione Finau	SEE-own-nay FEE-now	Mark Hagen	HAY-gen
Mitchell Fineran	FIN-er-en	Ashton Youboty	you-BO-tee
Nalin Fox	NAY-lin		
Christian Gelov	hard g		
Spencer Holstege	HOLE-stedge		
Scotty Humpich	HUMP-pick		
Kydran Jenkins	KAY-drun		
Sanoussi Kane	sa-NEW-see		
Yanni Karlaftis	car-LOFT-tis		
Sulaiman Kpaka	SUE-luh-man POCK-ah		
Ben Kreul	KRILE		
Ben Kuhns	KYU-hns		
Damarjhe Lewis	dah-MAR-jay		
Marcus Mbow	like bow and arrow		
Mahamane Moussa	Ma-hah-men MOOS-a		
Mo Omonode	oh-mo-NO-day		
Paul Piferi	Pih-FAIR-ee		



GAME 6 NOTES • Purdue at MarylandHEAD COACH JEFF BROHM

Jeff Brohm enters his sixth year at the helm of the Purdue Football. A program with a combined nine wins in the four seasons prior to Brohm's arrival, Purdue matched that output in one season – a memorable 2021 campaign – as the Boilermakers continue to be on the rise under Brohm's leadership.

Brohm's three fundamental concepts – playing harder, tougher and smarter than the opposition – have been the benchmarks for his program. His calling cards of creative play-calling and an explosive, high-powered offense has led Purdue to average 419.8 yards per game and 276 points per game in his first five seasons.

Playing in Brohm's offense, Boilermakers have been recognized across the league and nationally. They have collected a variety of individual honors, including back-to-back Big Ten Freshman of the Year awards (Rondale Moore – 2018, David Bell – 2019), two Big Ten Wide Receiver of the Year awards (Moore – 2018, Bell – 2021), the Big Ten Tight End of the Year award (Brycen Hopkins – 2019), and the 2018 Paul Hornung Award winner (Moore) as the nation's most versatile player.

Three Boilermakers have become All-Americans during Brohm's tenure in West Lafayette. Rondale Moore became first true freshman consensus First Team All-American in Big Ten history in 2018 before wide receiver David Bell and defensive end George Karlaftis earned All-American honors following the 2021 season. Bell was a consensus All-American, joining Moore as the second under Brohm and the 21st in Purdue history.

Brohm and his staff continue to make moves on the recruiting trail, signing two of the highest-ranked recruiting classes in school history 2019 and 2020. Purdue's 2019 class was ranked 25th nationally - the highest since Joe Tiller inked the No. 20 class in 2004.

The 2021 season featured a 9-4 record, the second-most wins in a single season in Purdue history. The Boilermakers tied for second in the Big Ten West, which included a pair of Top 5 victories over No. 2 Iowa and No. 3 Michigan State. The season was capped off with a thrilling 48-45 overtime victory over Tennessee at the TransPerfect Music City Bowl in Nashville.

Purdue exceeded all expectations in his first season in 2017 and made noise throughout college football. The Boilermakers won seven games, recaptured both of its rivalry trophies (the Cannon and the Old Oaken Bucket), and capped the season with Foster Farms Bowl victory over Arizona. They followed that up in 2018 with another Bowl appearance, and Top 25 victories over Boston College, Iowa, and a historic victory over No. 2 Ohio State.

Brohm was hired Dec. 5, 2016, as the 36th full-time head football coach in Purdue history. Widely regarded as one of the most innovative offensive masterminds in college football, he became the first former quarterback to engineer the Boilermakers since Bob DeMoss in 1970.

Brohm came to the Boilermakers from Western Kentucky, where he compiled a remarkable 30-10 overall record from 2014 to 2016. The Hilltoppers were league champions in 2015 and 2016. They

won the 2014 Bahamas Bowl and the 2015 Miami Beach Bowl, as well as the 2016 Boca Raton Bowl.

Under Brohm, the Hilltoppers averaged 44.6 points, 356.6 passing yards and 526.2 yards of total offense per game over three seasons. Western Kentucky broke more than 75 school offensive records since 2013, when Brohm served as assistant head coach, offensive coordinator and quarterbacks coach.

Western Kentucky ranked in the top 10 nationally in scoring offense, passing offense and total offense each of Brohm's three seasons as head coach.

Previously, Brohm served as an assistant coach at Louisville (quarterbacks 2003-06, assistant head coach/passing game 2007, assistant head coach/offensive coordinator 2008), Florida Atlantic (quarterbacks 2009), Illinois (quarterbacks 2010-11), UAB (offensive coordinator/quarterbacks 2012) and Western Kentucky (assistant head coach/offensive coordinator/quarterbacks 2013). He began his career as the head coach of the Louisville Fire in the af2 in 2002.

Brohm enjoyed an outstanding collegiate career at Louisville from 1989 to 1993. A three-year starter, he still ranks among the Cardinals' career leaders in touchdown passes, total offense, completion percentage, passing yards, passing efficiency, passing attempts and completions through the 2020 season. Brohm was voted the team's Most Valuable Player during both his junior and senior seasons, and his number 11 became part of the Louisville Ring of Honor in 2006.

Brohm played in the NFL six different franchises. In eight career games - all with the 49ers - he completed 37 of 58 passes (63.8%) for 353 yards with one touchdown and one interception. His best game came Oct. 27, 1996, when he completed 19 of 30 passes for 176 yards and a touchdown to lead San Francisco to a 10-9 win over the Houston Oilers. In 2001, Brohm played in the XFL for the Orlando Rage and was named first-team All-XFL.

Brohm was a standout player at Trinity High School in Louisville, Kentucky. He won the Kentucky Mr. Football Award as a senior in 1988 while leading the Shamrocks to a state championship and undefeated season. Brohm was named the Kentucky High School Player of the Decade for the 1980s and was inducted into the Kentucky High School Athletic Association Hall of Fame in 2014.

A native of Louisville, Brohm (born April 24, 1971) earned his bachelor's degree in business administration in 1994. He and his wife, Jennifer, have a son, Brady, and a daughter, Brooke. Jeff is one of four family members to be a football letterwinner at Louisville - father, Oscar (quarterback 1966-69), and brothers, Greg (wide receiver 1989-92) and Brian (quarterback 2004-07). The Brohm family, including mother, Donna, and sister, Kim, was inducted into the Louisville Catholic Sports Hall of Fame in 2013.



BOILERMAKERS BY THE NUMBERS

Stat	2022	Brohm Era
Overall.....	3-2.....	31-31
Big Ten.....	1-1.....	21-23
Non-Conference.....	2-1.....	10-8
Bowl/Current Streak.....	-.....	2-1 / W1
At Ross-Ade Stadium.....	2-1.....	17-16
True Road Games.....	1-1.....	12-13
Neutral Site.....	-.....	2-2
Day game.....	2-1.....	27-22
Night game.....	1-1.....	4-9
BTN.....	2-0.....	12-13
FOX.....	0-1.....	2-4
FS1.....	-.....	4-1
ABC.....	-.....	3-1
ESPN.....	-.....	1-5
ESPN2.....	1-1.....	7-6
SECN.....	-.....	1-0
CBS Sports.....	-.....	1-1
August/September.....	2-2.....	10-11
October.....	1-0.....	9-9
November.....	-.....	10-9
December.....	-.....	2-2
vs. FBS Top-25 teams.....	1-0.....	6-9
vs. FBS non-ranked teams.....	1-2.....	24-22
vs. FCS teams.....	1-0.....	1-0
On artificial turf.....	1-1.....	10-9
On natural grass.....	2-1.....	21-21
Scoring first.....	3-1.....	21-8
Opponent scores first.....	0-1.....	10-23
Scoring on First Drive.....	3-0.....	17-7
Opp Scoring on First Drive.....	-.....	10-22
Leading after 1st quarter.....	3-2.....	16-4
Tied/Trailing after 1st quarter.....	-.....	15-27
Leading at halftime.....	3-1.....	27-9
Tied/Trailing at halftime.....	0-1.....	4-22
Leading after 3rd quarter.....	2-1.....	26-5
Tied/Trailing after 3rd quarter.....	1-1.....	5-26
Overtime.....	-.....	1-2
Scoring 0-14 points.....	-.....	1-13
Scoring 15-28 points.....	2-0.....	8-8
Scoring 29-39 points.....	0-2.....	11-8
Scoring 40+ points.....	1-0.....	11-2
Allowing 0-14 points.....	2-0.....	12-1
Allowing 15-28 points.....	1-0.....	15-11
Allowing 29+ points.....	0-2.....	4-19
Rushing for 100 yds or more.....	3-0.....	20-9
Rushing for under 100 yds.....	0-2.....	11-22
Opp Rushes for 200 yds or more.....	-.....	4-10
Opp Rushes for under 200 yds.....	3-2.....	27-21
Passing for 300 yds or more.....	0-2.....	17-12
Passing for under 300 yds.....	3-0.....	14-19
Opp Passes for 300 yds or more.....	0-1.....	7-10
Opp Passes for under 300 yds.....	3-1.....	24-21
Outgains opponent.....	2-2.....	25-6
Total offense 300+ yds.....	3-2.....	30-22
Allow 300+ yds total offense.....	2-2.....	21-28
Total offense 400+ yds.....	1-2.....	23-15
Allow 400+ yds total offense.....	1-1.....	13-20
Total offense 500+ yds.....	1-0.....	11-3
Allow 500+ yds total offense.....	-.....	3-7
No turnovers.....	-.....	8-2
Less than three turnovers.....	2-2.....	28-26
Three or more turnovers.....	1-0.....	3-5
No takeaways.....	0-1.....	1-16
Three or more takeaways.....	2-0.....	7-4
Wins the turnover battle.....	1-0.....	15-4
Wins time of possession.....	3-2.....	22-9
Games decided by 1-8 points.....	1-2.....	12-18
Games decided by 9-16 points.....	1-0.....	6-4
Games decided by 17-24 points.....	-.....	6-5
Games decided by 25+ points.....	1-0.....	7-4

COACHING HISTORY				OVR	CONF.	BOWL
Purdue University	Head Coach, 2017-Present	2014	Western Kentucky	8-5	4-4	W - Bahamas
Western Kentucky	Head Coach, 2014-16	2015	Western Kentucky	12-2	8-0	W - Miami Beach
Western Kentucky	AHC/OC/QBs - 2013	2016	Western Kentucky	10-3	7-1	Boca Raton
UAB	OC/QBs - 2012	WKU TOTAL		30-10	19-5	2-0
Illinois	Quarterbacks - 2010-11	2017	Purdue	7-6	4-5	W - Foster Farms
FAU	Quarterbacks - 2009	2018	Purdue	6-7	5-4	L - Music City
Louisville	AHC/OC - 2008	2019	Purdue	4-8	3-6	
Louisville	AHC/Passing - 2007	2020	Purdue	2-4	2-4	
Louisville	Quarterbacks - 2003-06	2021	Purdue	9-4	6-3	W - Music City
Louisville Fire AF2	Head Coach - 2002	2022	Purdue	3-2	1-1	
		PURDUE TOTALS		31-31	21-23	2-1
		CAREER TOTALS		60-41		4-1
PLAYING CAREER						
Orlando Rage - 2001	San Francisco 49ers - 1996-97					
Cleveland Browns - 2000	Washington - 1995					
Denver Broncos - 1999	San Diego Chargers - 1994					
Tampa Bay Buccaneers - 1998	Louisville - 1989-1993					





OFFENSIVE STARTERS

	QB	RB/WR	TE/WR	WR/TE	WR	WR	LT	LG	C	RG	RT
PENN STATE	O'Connell	Doerue	Durham	Sheffield	Thompson	Jones	E. Miller	Holstege	Hartwig	Mbow	Craig
INDIANA STATE	O'Connell	Doerue	Durham	Tracy Jr.	Thompson	Jones	E. Miller	Holstege	Hartwig	Mbow	Craig
Syracuse	O'Connell	Downing	Duharm	Sheffield	Rice	Jones	E. Miller	Holstege	Hartwig	Mbow	Craig
FAU	Burton	Downing	Durham	Sheffield	Tracy Jr.	Jones	E. Miller	Holstege	Hartwig	Mbow	D. Johnson
Minnesota	O'Connell	Downing	Durham	Furtney	Sheffield	Jones	E. Miller	Holstege	Hartwig	Mbow	D. Johnson
Maryland											
NEBRASKA											
Wisconsin											
IOWA											
Illinois											
NORTHWESTERN											
Indiana											

DEFENSIVE STARTERS

	DE	DT	DT/DE	LB/DE	LB	LB	LB/DB	DB	DB	DB	DB
PENN STATE	J. Sullivan	Deen	L. Johnson	Jenkins	Graham	Douglas	Brothers	Trice	C. Allen	C. Jefferson	R. Taylor
INDIANA STATE	J. Sullivan	Boyd Jr.	L. Johnson	Jenkins	Brothers	Douglas	Kane	Trice	C. Allen	C. Jefferson	R. Taylor
Syracuse	J. Sullivan	Deen	L. Johnson	Jenkins	Brothers	Douglas	Kane	Trice	C. Allen	C. Jefferson	R. Taylor
FAU	J. Sullivan	Deen	L. Johnson	Jenkins	Brothers	Douglas	Kane	Trice	C. Allen	C. Jefferson	Brown
Minnesota	J. Sullivan	Deen	L. Johnson	Jenkins	Brothers	Douglas	Kane	Trice	C. Allen	C. Jefferson	R. Taylor
Maryland											
NEBRASKA											
Wisconsin											
IOWA											
Illinois											
NORTHWESTERN											
Indiana											

CAREER STARTS

Player	Position	19	20	21	22	Total	Consecutive
Cam Allen	DB	--	5	13	5	23	18
Prince James Boyd Jr.	DT	--	--	--	1	1	
OC Brothers	LB/DB	--	--	--	5	5	5
Jamari Brown	DB	3 (at UK)	--	11	1	15	
Austin Burton	QB	1 (at UCLA)	--	--	1	1	
Cam Craig	OL	--	--	2	3	5	
Branson Deen	DL	--	4	11	4	19	4
Tee Densen	DB	--	--	1 (at Kanas St.)	--	1	
King Doerue	RB	8	0	6	2	16	
Dylan Downing	RB	--	--	--	3	3	3
Kieren Douglas	LB	--	1	13	5	18	17
Payne Durham	TE	4	6	10	5	25	9
Semisi Fakasiieiki	LB	--	4	1	--	5	
Sione Finau	OL	1 (at FIU)	5 (at FIU)	9 (at FIU)	--	15	
Ben Furtney	FB/LB	--	--	--	1/--	1/--	1/--
Jalen Graham	LB	8	5	13	1	27	
Bryce Hampton	DB	--	--	11 (at Adams St.)	--	11	
Gus Hartwig	OL	--	3	13	5	21	21
Spencer Holstege	OL	--	5	13	5	23	23
Scotty Humpich	LB	7 (at Murray St.)	7 (at Murray St.)	4 (at Murray St.)	--	18	
Chris Jefferson	DB	6 (at Findlay)	11 (at Findlay)	--	5	22	5
Kydran Jenkins	LB	--	--	10	5	15	6
Daniel Johnson	OL	4	3	3	2	12	2
Lawrence Johnson	DL	9	2	13	5	29	18
Charlie Jones	WR	1 (at Buffalo)	--	10 (at Iowa)	5	16	5
Sanoussi Kane	DB	--	--	1	4	5	4
Damarjhe Lewis	DL	--	--	2	--	2	
Marcus Mbow	OL	--	--	--	5	5	5
Eric Miller	OL	2	0	13	5	20	20
Garrett Miller	TE	--	1	4	--	5	
Aidan O'Connell	QB	3	3	9	4	19	1
Mershawn Rice	WR	--	--	--	1	1	
TJ Sheffield	WR	--	--	4	4	8	3
Jack Sullivan	DL	--	2	3	5	10	8
Reese Taylor	DB	1 (at IU)	4 (at IU)	4 (at IU)	4	13	1
Broc Thompson	WR	4 (at Marshall)	4 (at Marshall)	3	2	13	
Tyrone Tracy	WR	--	4	4	2	10	
Cory Trice	DB	5	6	2	5	18	5
DJ Washington	OL/DL	--	1	-	--	1	



GAME 6 NOTES • Purdue at Maryland

GAME-BY-GAME PASSING

AIDAN O'CONNELL

Game	C-P-I	Pct.	Yds	TD	Long	Sack
PENN STATE	30-59-0	50.8	365	1	30	2-17
INDIANA STATE	17-19-0	89.5	211	4	36	0
Syracuse	39-56-1	69.6	424	3	55	0
FAU	-	-	-	-	-	-
Minnesota	27-40-2	67.5	199	0	28	2-10
Maryland						
NEBRASKA						
Wisconsin						
IOWA						
Illinois						
NORTHWESTERN						
Indiana						
Totals	113-174-3	64.9	1,199	8	55	4-27

AUSTIN BURTON

Game	C-P-I	Pct.	Yds	TD	Long	Sack
PENN STATE	-	-	-	-	-	-
INDIANA STATE	3-3-0	100	33	0	15	0
Syracuse	-	-	-	-	-	-
FAU	21-29-1	72.4	166	3	28	1-6
Minnesota	-	-	-	-	-	-
Maryland						
NEBRASKA						
Wisconsin						
IOWA						
Illinois						
NORTHWESTERN						
Indiana						
Totals	24-32-1	75.0	199	3	28	1-6

MICHAEL ALAIMO

Game	C-P-I	Pct.	Yds	TD	Long	Sack
PENN STATE	-	-	-	-	-	-
INDIANA STATE	4-5-0	80.0	37	0	19	0
Syracuse	-	-	-	-	-	-
FAU	1-2-0	50.0	0	0	0	0
Minnesota	-	-	-	-	-	-
Maryland						
NEBRASKA						
Wisconsin						
IOWA						
Illinois						
NORTHWESTERN						
Indiana						
Totals	5-7-0	71.4	37	0	19	0

GAME-BY-GAME RUSHING (NO.-YDS.-TD)

Game	Total	PSU	ISU	SU	FAU	Minn.	Mary.	Neb.	Wisc.	Iowa	Ill.	NU	IU
Dylan Downing	50-236-3	4-12-0	11-57-1	10-22-0	15-113-1	10-32-1							
Devin Mockobee	37-249-3	-	13-78-1	7-22-1	6-37-0	11-112-1							
King Doerue	18-64-3	15-57-2	3-7-0	-	-	-							
Kobe Lewis	19-68-0	-	12-44-0	1-3-0	4-22-0	2-7-0							
Austin Burton	10-43-0	-	2-15-0	-	8-15-0	-							
Michael Alaimo	2-13-0	-	1-6-0	-	1-7-0	-							
Aidan O'Connell	7-0-0	-	-	1-7-0	-	4-13-0							
TJ Sheffield	2-1-0	1-7-0	-	1-6-0	-	-							

GAME-BY-GAME RECEIVING (NO.-YDS.-TD)

Game	Total	PSU	ISU	SU	FAU	Minn.	Mary.	Neb.	Wisc.	Iowa	Ill.	NU	IU
Charlie Jones	47-588-7	12-153-1	9-133-3	11-188-1	9-59-2	6-55-0							
Payne Durham	21-171-2	3-43-0	1-7-0	9-83-2	4-17-0	4-21-0							
TJ Sheffield	13-136-1	4-49-0	-	5-45-0	2-22-1	2-20-0							
Deion Burks	9-104-0	-	2-31-0	3-38-0	-	4-35-0							
Tyrone Tracy Jr.	18-101-0	2-17-0	4-37-0	5-24-0	3-9-0	4-14-0							
Mershawn Rice	5-90-0	3-59-0	-	2-31-0	-	-							
Devin Mockobee	8-72-0	-	1-1-0	2-7-0	4-59-0	1-5-0							
Paul Piferi	4-52-1	-	1-26-1	2-8-0	-	1-18-0							
Dylan Downing	6-49-0	1-6-0	1-15-0	-	-	4-28-0							
Broc Thompson	3-28-0	3-28-0	-	-	-	-							
King Doerue	3-17-0	2-10-0	1-7-0	-	-	-							
Preston Terrell	2-12-0	-	2-12-0	-	-	-							
Alex Maxwell	1-8-0	-	1-8-0	-	-	-							
Drew Biber	1-6-0	-	1-6-0	-	-	-							
Collin Sullivan	1-6-0	-	1-6-0	-	-	-							

GAME-BY-GAME KICKING/PUNTING

Mitchell Fineran (Kick)

Game	PAT	FG	FGs
PENN STATE	4-4	1-1	36
INDIANA STATE	7-7	0-0	-
Syracuse	2-3	1-2	41(41)
FAU	4-4	0-1	(47)
Minnesota	2-2	2-2	43,25
Maryland			
NEBRASKA			
Wisconsin			
IOWA			
Illinois			
NORTHWESTERN			
Indiana			
Totals	19-20	4-6	() indicates miss

Jack Ansell (Punt)

Game	No.-Avg.	Long	I20	TB	50+
PENN STATE	7-43.4	55	1	1	1
INDIANA STATE	2-43.5	46	0	0	0
Syracuse	3-40.0	44	1	0	0
FAU	3-55.3	67	1	1	2
Minnesota	5-46.6	54	1	2	3
Maryland					
NEBRASKA					
Wisconsin					
IOWA					
Illinois					
NORTHWESTERN					
Indiana					
Totals	20-45.5	67	4	4	6

Brendan Cropsey (Punt)

Game	No.-Avg.	Long	I20	TB	50+
PENN STATE	1-41.0	41	0	0	0
INDIANA STATE					
Syracuse					
FAU					
Minnesota					
Maryland					
NEBRASKA					
Wisconsin					
IOWA					
Illinois					
NORTHWESTERN					
Indiana					
Totals	1-41.0	41	0	0	0





GAME-BY-GAME TACKLES (UA-AST-TOT)

Game	Total	PSU	ISU	SU	FAU	Minn.	Mary.	Neb.	Wisc.	Iowa	Ill.	NU	IU
Sanoussi Kane	17-7-24	1-2-3	6-1-7	6-1-7	1-1-2	3-2-5							
Cam Allen	15-6-21	4-2-6	2-0-2	4-1-5	4-0-4	1-3-4							
Jacob Wahlberg	14-5-19	1-0-1	3-0-3	1-2-3	7-1-8	2-2-4							
Kieren Douglas	12-5-17	4-1-5	0-1-1	3-0-3	5-2-7	0-1-1							
Chris Jefferson	12-5-17	5-2-7	-	3-2-5	3-0-3	1-1-2							
Scotty Humpich	9-5-14	3-2-5	1-0-1	0-2-2	3-0-3	2-1-3							
Branson Deen	7-7-14	-	2-0-2	1-1-2	1-3-4	3-3-6							
Jack Sullivan	9-4-13	3-0-3	2-0-2	2-3-5	2-0-2	0-2-2							
Semisi Fakasiieiki	9-4-13	-	-	-	4-1-5	5-3-8							
Bryce Hampton	12-0-12	-	3-0-3	2-0-2	-	7-0-7							
OC Brothers	10-2-11	4-1-5	1-0-1	-	5-1-6	-							
Lawrence Johnson	6-5-11	0-1-1	1-1-2	1-0-1	2-2-4	2-1-3							
Reese Taylor	10-1-11	2-0-2	1-0-1	5-0-5	-	2-1-3							
Prince Boyd Jr.	5-5-10	2-3-5	2-0-2	1-2-3	-	-							
Khordae Sydnor	7-2-9	2-1-3	4-0-4	-	-	1-1-2							
Kydran Jenkins	7-2-9	-	2-0-2	2-0-2	1-1-2	2-1-3							
Clyde Washington	5-2-7	4-1-5	-	0-1-1	-	1-0-1							
Jalen Graham	4-2-6	4-2-6	-	-	-	-							
Cory Trice	5-1-6	1-0-1	-	3-1-4	1-0-1	-							
Jamari Brown	5-0-5	1-0-1	-	1-0-1	3-0-3	-							
Nic Caraway	2-2-4	-	1-1-2	0-1-1	1-0-1	-							
Mo Omonode	3-1-4	-	2-0-2	-	1-1-2	-							
Sulaiman Kpaka	2-2-4	-	0-1-1	-	0-1-1	2-0-2							
Ben Kruei	2-1-3	-	2-0-2	-	-	0-1-1							
Deion Burks	2-0-2	2-0-2	-	-	-	-							
Yanni Karlaftis	1-1-2	-	1-1-2	-	-	-							
Ryan Brandt	2-0-2	1-0-1	1-0-1	-	-	-							
Tyrone Tracy Jr.	2-0-2	-	-	1-0-1	1-0-1	-							
Cole Brevard	1-1-2	-	-	0-1-1	1-0-1	-							
Hudson Miller	1-0-1	-	1-0-1	-	-	-							
DJ Washington	1-0-1	-	1-0-1	-	-	-							
Nick Zecchino	1-0-1	-	-	-	1-0-1	-							
Greg Hudgins	0-1-1	-	-	0-1-1	-	-							
Antonio Stevens	0-1-1	-	-	-	-	0-1-1							

GAME-BY-GAME TACKLES FOR LOSS (TFL-YARDS)

Game	Total	PSU	ISU	SU	FAU	Minn.	Mary.	Neb.	Wisc.	Iowa	Ill.	NU	IU
Kydran Jenkins	4.5-14	-	1.0-6	1.0-1	1.0-1	1.5-6							
Prince James Boyd Jr.	2.0-4	-	2.0-4	-	-	-							
Khordae Sydnor	2.0-7	-	1.0-4	-	-	1.0-3							
Bryce Hampton	2.0-1	-	-	-	-	1.0-0							
Semisi Fakasiieiki	1.5-4	-	-	-	-	1.5-4							
Scotty Humpich	1.5-6	1.5-6	-	-	-	-							
Kieren Douglas	1.5-6	-	0.5-1	1.0-5	-	-							
Sanoussi Kane	1.5-1	-	0.5-0	1.0-1	-	-							
Branson Deen	1.5-10	-	1.0-6	-	-	0.5-4							
Jack Sullivan	1.5-11	-	1.0-8	-	-	0.5-3							
Cory Trice	1.0-2	1.0-2	-	-	-	-							
Jamari Brown	1.0-0	-	-	-	1.0-1	-							
Cam Allen	0.5-1	0.5-1	-	-	-	-							
Yanni Karlaftis	0.5-1	-	0.5-1	-	-	-							
Sulaiman Kpaka	0.5-2	-	0.5-2	-	-	-							
Lawrence Johnson	0.5-4	-	-	-	-	0.5-4							
Reese Taylor	0.5-2	-	-	-	-	0.5-2							

GAME-BY-GAME SACKS (SACKS-YARDS)

Game	Total	PSU	ISU	SU	FAU	Minn.	Mary.	Neb.	Wisc.	Iowa	Ill.	NU	IU
Kydran Jenkins	2.5-7	-	-	1.0-1	-	1.5-6							
Branson Deen	1.5-10	-	1.0-6	-	-	0.5-4							
Scotty Humpich	1.0-6	1.0-6	-	-	-	-							
Khordae Sydnor	1.0-4	-	1.0-4	-	-	-							
Kieren Douglas	1.0-5	-	-	1.0-5	-	-							
Jack Sullivan	1.0-8	-	1.0-8	-	-	-							
Yanni Karlaftis	0.5-1	-	0.5-1	-	-	-							
Sulaiman Kpaka	0.5-2	-	0.5-2	-	-	-							



GAME 6 NOTES • Purdue at Maryland

TEAM GAME-BY-GAME

Game	PSU	ISU	SU	FAU	Minn.	Mary.	Neb.	Wisc.	Iowa	Ill.	NU	IU	Total
Points	31	56	29	28	20								164
	35	0	32	26	10								103
Total Offense	426	521	485	354	359								2,145
	406	145	306	419	304								1,563
Total Plays	82	75	77	67	67								367
	73	56	65	73	59								325
Yards Per Play	5.3	6.9	6.3	5.3	5.4								5.8
	5.6	2.6	4.7	5.7	5.2								4.8
First Downs	26	28	25	21	18								118
	24	7	23	21	14								89
Rush Attempts	22	45	21	36	27								151
	32	36	35	43	26								171
Yards Rushing	61	232	61	188	160								702
	98	51	125	189	47								493
Yards Per Rush	2.8	5.2	2.9	5.2	5.9								4.6
	3.1	1.4	3.6	4.4	1.8								2.9
Rushing Touchdowns	2	3	1	1	2								9
	1	0	0	0	1								2
Passing Completions	30	25	39	22	27								143
	22	9	13	18	18								80
Passing Attempts	59	30	56	31	40								216
	41	20	30	30	33								154
Completion %	50.8	83.3	69.6	70.9	67.5								66.2
	53.6	45.0	43.3	60.0	54.6								51.9
Passing Yards	365	289	424	166	199								1,433
	308	94	181	230	257								1,070
Passing Touchdowns	1	4	3	3	0								11
	4	0	3	3	0								10
Had Intercepted	0	0	1	1	2								4
	1	2	0	1	3								7
Field Goals	1-1	0-0	1-2	0-1	2-2								4-6
	0-0	0-0	1-2	2-2	1-2								4-6
Punting No.-Avg.	7-43.4	3-42.7	3-40.0	3-55.3	5-46.6								21-45.3
	8-46.9	9-38.8	6-43.3	4-42.8	5-43.0								32-42.8
Time of Possession	29:16	31:47	32:18	30:33	32:22								31:15
	30:44	28:13	27:35	29:27	27:38								28:43
Third Downs	5-16	9-15	10-17	3-12	4-14								31-74-42%
	5-14	3-16	3-13	5-16	4-12								20-71-28%
Fourth Downs	2-2	1-3	1-2	1-2	0-0								5-9
	1-1	0-1	1-1	1-2	0-1								3-7
Red-Zone Scoring	4-4	5-5	3-4	4-4	3-3								19-20-95%
	3-3	0-2	1-1	4-5	1-3								9-14-64%
Red Zone TDs-FGs	3-1	5-0	3-0	4-0	2-1								17-2
	3-0	0-0	1-0	3-1	1-0								8-1
Turnovers	1	1	1	2	3								8
	1	3	0	2	3								9
Points off Turnovers	7	14	0	7	0								28
	7	0	7	7	3								24
Penalties	9-92	3-14	13-138	5-55	4-55								34-353-70.6
	5-56	4-39	9-74	6-77	3-30								24-245-55.0
Punt Returns	1-0-0	3-6-0	2-21-0	3-49-0	1-11-0								10-87-8.7
	2-1-0	1-24-0	3-13-0	1-7-0	2-24-0								9-69-7.7
Kick Returns	3-43-0	0-0-0	0-0-0	5-115-0	1-20-0								9-178-19.8
	4-70-0	0-0-0	1-17-0	0-0-0	1-25-0								6-122-20.3
Interception Returns	1-72-1	2-67-1	0-0-0	1-55-0	3-43-0								7-237-2
	0-0-0	0-0-0	1-17-1	1-13-0	2-0-0								4-30-0
Fumble-Lost	1-1	2-1	0-0	2-1	1-1								5-4
	0-0	2-1	2-0	2-1	1-0								7-2
Sacks	1-6	4-21	1-1	0-0	2-10								9-43
	2-17	0-0	1-6	1-6	2-3								6-32
Tackles-for-Loss	3-9	8-32	3-7	2-2	7-23								23-73
	3-21	2-9	3-15	4-11	3-4								15-60
Breakups-Hurries	6-8	2-6	7-3	3-1	6-0								24-18
	16-1	2-0	5-8	1-1	6-2								30-12

GAME-BY-GAME LEADERS

Game	Rushing Attempts	Rushing Yards	Passing Yards	Receptions	Receiving Yards	All-Purpose Yards	Tackles	Tackles For Loss
PENN STATE	Doerue - 15	Doerue - 57	O'Connell - 365	Jones - 12	Jones - 153	Jones - 196	Jefferson - 7	Humpich - 1.5
INDIANA STATE	Mockobee - 13	Mockobee - 78	O'Connell - 211	Jones - 9	Jones - 133	Jones - 139	Kane - 7	Boyd Jr. - 2.0
Syracuse	Downing - 10	Downing/Mockobee - 22	O'Connell - 424	Jones - 11	Jones - 188	Jones - 188	Kane - 7	3 Tied - 1.0
FAU	Downing - 15	Downing - 113	Burton - 166	Jones - 9	Jones/Mockobee - 59	Jones - 143	Wahlberg - 8	Brown/Jenkins - 1
Minnesota	Mockobee - 11	Mockobee - 112	O'Connell - 199	Jones - 6	Jones - 55	Mockobee - 117	Fakasiieiki - 8	Fakasiieiki - 2
Maryland								
NEBRASKA								
Wisconsin								
IOWA								
Illinois								
NORTHWESTERN								
Indiana								





DRIVE CHART (PURDUE/OPPONENT)

Game	Possessions	TDs	FGs Made	FGs Attempted	Fum.	Int.	Safety	Punt	Downs	Half	Game	80+Yard	3-And Out
PENN STATE	13/14	3/5	1/0	1/0	1/0	0/1	0/0	7/8	0/0	0/0	1/0	1/1	4/3
INDIANA STATE	12/15	7/0	0/0	0/0	0/1	0/2	0/0	3/9	2/1	0/1	0/1	0/0	1/9
Syracuse	13/11	4/3	1/1	2/2	0/0	1/0	0/0	3/5	1/0	1/0	1/0	0/1	2/3
FAU	12/12	4/3	0/2	1/2	1/1	1/1	0/0	3/4	1/0	0/1	1/0	0/1	1/4
Minnesota	13/13	5/1	2/1	2/2	1/0	2/3	0/0	5/5	0/1	0/1	1/0	0/0	4/3
Maryland													
NEBRASKA													
Wisconsin													
IOWA													
Illinois													
NORTHWESTERN													
Indiana													
TOTALS	63/65	23/13	4/4	6/6	3/2	4/7	0/0	21/31	4/2	1/3	4/1	1/2	12/22

SCORING DRIVES

vs. PENN STATE (4)

Qtr	Res.	Players/Play	Plays	Yards	TOP
1	FG	Fineran 36-yard field goal	10	73	4:30
2	TD	Doerue 3-yard rush	9	75	3:26
3	TD	Doerue 2-yard rush	9	75	3:44
3	TD	O'Connell to Jones 7-yard pass	10	81	4:40

vs. INDIANA STATE (7)

Qtr	Res.	Players/Play	Plays	Yards	TOP
1	TD	Doerue 4-yard rush	4	30	1:33
1	TD	O'Connell to Jones 7-yard pass	6	58	2:09
1	TD	O'Connell to Piferi 26-yard pass	3	43	1:13
2	TD	O'Connell to Jones 36-yard pass	4	61	1:18
2	TD	O'Connell to Jones 5-yard pass	5	48	1:20
3	TD	Downing 1-yard rush	12	75	5:45
4	TD	Mockabee 14-yard rush	12	73	4:52

vs. SYRACUSE (5)

Qtr	Res.	Players/Play	Plays	Yards	TOP
1	TD	Mockabee 15-yard rush	10	75	4:54
2	FG	Fineran 41-yard field goal	11	67	5:05
4	TD	O'Connell to Durham 11-yard pass	11	75	5:46
4	TD	O'Connell to Jones 55-yard pass	4	75	1:27
4	TD	O'Connell to Durham 12-yard pass	7	56	1:39

vs. FAU (4)

Qtr	Res.	Players/Play	Plays	Yards	TOP
1	TD	Burton to Jones 7-yard pass	10	77	5:08
2	TD	Burton to Jones 12-yard pass	7	75	0:59
3	TD	Downing 2-yard rush	6	48	2:38
4	TD	Burton to Sheffield 4-yard pass	7	35	3:12

vs. MINNESOTA (4)

Qtr	Res.	Players/Play	Plays	Yards	TOP
1	TD	Downing 2-yard rush	10	68	4:26
1	FG	Fineran 43-yard field goal	4	4	1:29
4	FG	Fineran 25-yard field goal	12	70	5:07
4	TD	Mockabee 2-yard rush	2	70	0:45

vs. MARYLAND

Qtr	Res.	Players/Play	Plays	Yards	TOP
-----	------	--------------	-------	-------	-----

vs. NEBRASKA

Qtr	Res.	Players/Play	Plays	Yards	TOP
-----	------	--------------	-------	-------	-----

vs. WISCONSIN

Qtr	Res.	Players/Play	Plays	Yards	TOP
-----	------	--------------	-------	-------	-----

vs. IOWA

Qtr	Res.	Players/Play	Plays	Yards	TOP
-----	------	--------------	-------	-------	-----

vs. ILLINOIS

Qtr	Res.	Players/Play	Plays	Yards	TOP
-----	------	--------------	-------	-------	-----

vs. NORTHWESTERN

Qtr	Res.	Players/Play	Plays	Yards	TOP
-----	------	--------------	-------	-------	-----

SCORING DRIVE/TOUCHDOWN LENGTHS

Yardage	Drives				Touchdowns			
	Purdue TD	Purdue FG	Opponent TD	Opponent FG	Purdue Ru.	Purdue Pa.	Opponent Ru.	Opponent Pa.
0-9	1				7	5	2	2
10-19					2	3	4	1
20-29			1		1		2	
30-39	2		1		1			
40-49	1	1			1		1	
50-59	1	4						
60-69	3	1	1	1		1	1	
70-79	10	2	3			1		
80-89	1	3						
90-99		1						

OPENING DRIVES - OFFENSE/DEFENSE

	1st Half	2nd Half
Penn State	Punt/Punt	Touchdown/Punt
Indiana State	Touchdown/Fumble	Touchdown/Punt
Syracuse	Downs/Punt	Punt/Punt
FAU	Touchdown/Punt	Touchdown/Punt
Minnesota	Touchdown/Punt	Punt/Touchdown
Maryland		
Nebraska		
Wisconsin		
Iowa		
Illinois		
Northwestern		
Indiana		

SCORING COMPARISON

	Purdue				Opponent			
	Pass TDs	Rush TDs	Other TDs	FGs	Pass TDs	Rush TDs	Other TDs	FGs
Penn State	1	2	1	1	4	1	-	-
Indiana State	4	3	1	-	-	-	-	-
Syracuse	3	1	-	1	3	-	1	1
FAU	3	1	-	-	3	-	-	2
Minnesota	-	2	-	2	-	1	-	1
Maryland								
Nebraska								
Wisconsin								
Iowa								
Illinois								
Northwestern								
Indiana								
TOTALS	11	9	2	4	10	2	1	4



GAME 6 NOTES • Purdue at Maryland

REDZONE RECAP

	Purdue			Opponent		
Yardage	Scores/Chances	Results	Pct.	Scores/Chances	Results	Pct.
Penn State	4-4	3 TDs, 1 FG	100%	3-3	3 TDs	100%
Indiana State	5-5	5 TDs	100%	0-2	Downs, Int.	0%
Syracuse	3-4	3 TDs	75%	1-1	1 TD	100%
FAU	4-4	4 TDs	100%	4-5	3 TDs, 1 FG, Int.	80%
Minnesota	3-3	2 TDs, 1 FG	100%	1-3	1 TD, 1 FG Miss, 1 Int.	33%
Maryland						
Nebraska						
Wisconsin						
Iowa						
Illinois						
Northwestern						
Indiana						
TOTALS	19-20	17 TDs, 2 FG	95%	9-14	8 TDs, 1 FG, 1 FG Miss Downs, 3 Ints.	64.2%

PURDUE TAKEAWAYS/GIVEAWAYS											
Purdue				Opponent							
Fum	Int	Tot	Pts	Fum	Int	Tot	Pts	Diff.			
Penn State	-	1	1	7	1	-	1	7	0		
Indiana State	1	2	3	14	1	0	1	0	+3		
Syracuse	0	0	0	0	0	1	1	7	-1		
FAU	1	1	2	7	1	1	2	7	0		
Minnesota	0	3	3	0	1	2	3	3	0		
Maryland											
Nebraska											
Wisconsin											
Iowa											
Illinois											
Northwestern											
Indiana											
TOTALS	2	7	9	28	4	4	8	24	+2		

CONVERSION CHART (PURDUE/OPP)

	3RD DOWN						4TH DOWN					
	Overall	1st Qtr	2nd Qtr	3rd Qtr	4th Qtr	Overtime	Overall	1st Qtr	2nd Qtr	3rd Qtr	4th Qtr	Overtime
Penn State	5-16 / 5-14	0-2 / 2-5	1-3 / 2-3	2-4 / 0-2	2-7 / 1-4	-	2-2 / 1-1	0-0 / 0-0	0-0 / 1-1	1-1 / 0-0	1-1 / 0-0	
Indiana State	9-15 / 3-16	0-2 / 2-5	2-4 / 1-4	4-5 / 0-4	1-4 / 0-4	-	1-3 / 0-2	0-1 / 0-0	0-0 / 0-1	1-1 / 0-0	0-2 / 0-0	
Syracuse	10-17 / 3-13	3-4 / 0-2	1-3 / 0-3	1-4 / 3-5	5-6 / 0-3	-	1-2 / 1-1	0-1 / 0-0	0-0 / 0-0	1-1 / 0-0	0-0 / 1-1	
FAU	3-12 / 5-16	3-4 / 0-3	0-2 / 2-5	0-3 / 1-3	0-3 / 2-5	-	1-2 / 1-2	0-0 / 0-0	0-1 / 1-1	0-0 / 0-0	1-1 / 0-1	
Minnesota	4-14 / 4-12	1-3 / 0-2	1-5 / 2-5	1-3 / 2-3	1-3 / 0-2	-	0-0 / 0-1	0-0 / 0-1	0-0 / 0-0	0-0 / 0-0	0-0 / 0-0	
Maryland												
Nebraska												
Wisconsin												
Iowa												
Illinois												
Northwestern												
Indiana												
TOTALS	31-74 / 20-71	9-15 / 4-17	5-17 / 7-20	6-16	9-23 / 3-18	-	5-9 / 3-7	0-1 / 0-2	0-1 / 2-3	3-3 / 0-0	2-4 / 1-2	

BIG PLAY TRACKER (PLAYS OF 30 YARDS OR MORE)

Yds	Type	Players	Opponent
72	Int	Chris Jefferson*	Penn State
68	Rush	Devin Mockabee	Minnesota
65	Int	Cam Allen*	Indiana State
55	Pass	O'Connell to Jones*	Syracuse
51	Pass	O'Connell to Jones	Syracuse
36	Pass	O'Connell to Jones*	Indiana State
30	Pass	O'Connell to Burks	Syracuse
30	Pass	O'Connell to Jones	Penn State
30	Rush	Dylan Downing	FAU

* Touchdown scored on play

LONG PLAYS BY YARDS

	No.	TD
100+		
90-99		
80-89		
70-79	1	1
60-69	2	1
50-59	2	1
40-49		
30-39	4	1

LONG PLAYS OF THE YEAR

Rushing	68	Devin Mockabee at Minnesota
Rushing TD	15	Devin Mockabee at Syracuse
Passing	55	Aidan O'Connell to Charlie Jones at Syracuse
Passing TD	55	Aidan O'Connell to Charlie Jones at Syracuse
Punt Return	40	Charlie Jones vs. FAU
Kick Return	37	Deion Burks vs. FAU
INT Return	72	Chris Jefferson vs. Penn State*
Fumble Return	29	Sanoussi Kane vs. FAU
Punt	67	Jack Ansell vs. FAU
Field Goal	43	Mitchell Fineran at Minnesota

LONG PLAYS BY PLAYER

	No.	TD	Rush	Rec.	KR	Pr	Int	Fum
Cam Allen	1	1	-	-	-	-	1	-
Deion Burks	1	-	-	1	-	-	-	-
Dylan Downing	1	-	1	-	-	-	-	-
Devin Mockabee	1	-	1	-	-	-	-	-
Chris Jefferson	1	1	-	-	-	-	1	-
Charlie Jones	4	2	-	4	-	-	-	-
TOTALS	9	4	2	5	-	-	2	-

LONG PLAYS BY QUARTERBACK (PASS)

	No.	TD	20-39	40-59	60-79	80-99	Rush
Aidan O'Connell	5	2	3	2			





MISC. RECEIVING STATS

Games with a Reception

Player	18	19	20	21	22	Total
Drew Biber					1	1
Deion Burks				1	4	5
Elijah Canion			1	3		4
King Doerue		5	1	7	2	15
Dylan Downing			1	9	3	13
Payne Durham		7	6	10	4	17
Charlie Jones	11*			11*	5	27
Kobe Lewis		10*	4*		1	15
Alex Maxwell				1		1
Garrett Miller			2	8		10
Devin Mockobee					4	4
Paul Piferi				3	3	6
Mershawn Rice				2	2	4
TJ Sheffield		1	2	10	4	17
Andrew Sowinski				2		2
Collin Sullivan				1	1	2
Preston Terrell					1	1
Broc Thompson		7*	4*	12	1	24
Tyrone Tracy Jr.	1*	11*	6*	7*	5	30
Abdur-Rahmaan Yaseen				2		2

Games with 5+ Catches

Player	19	20	21	22	Total
Payne Durham			5	1	6
King Doerue			2		2
Charlie Jones				5	5
Kobe Lewis	1*	2*			3
Garrett Miller			1		1
TJ Sheffield			1	1	2
Broc Thompson	1*	1*	1		3
Tyrone Tracy Jr.	3*		1*	1	5

Games with 100 Yards Receiving

Player	19	20	21	22	Total
Payne Durham			2		2
Charlie Jones			1*	3	4
Broc Thompson			1		1
Tyrone Tracy	1*				1

Games with a Receiving Touchdown

Player	18	19	20	21	22	Total
Elijah Canion			1			1
King Doerue		2				2
Payne Durham		4	3	4	1	12
Charlie Jones	3*			3*	4	10
Kobe Lewis			1*			1
Garrett Miller			2			2
Paul Piferi				1	1	2
Mershawn Rice				1		1
TJ Sheffield				5	1	6
Broc Thompson				3		3
Tyrone Tracy Jr.		3*	1*	1*		5

Games with Multiple Receiving Touchdowns

Player	19	20	21	22	Total
Payne Durham			2	1	3
Charlie Jones				2	2
Broc Thompson			1		1

30-Yard Receptions at Purdue

Player	19	20	21	22	Total
King Doerue			1		1
Payne Durham	1		3		4
Charlie Jones				4	4
Garrett Miller		1			1
TJ Sheffield			1		1
Broc Thompson			3		3
Abdur-Rahmaan Yaseen			1		1

50-Yard Receptions at Purdue

Player	19	20	21	22	Total
Payne Durham			3		3
Charlie Jones				2	2
Broc Thompson			2		2

* At a previous school

MISC. PASSING STATS

Games 30+ Completions

Player	19	20	21	22	Total
Aidan O'Connell	1	1	5	2	9

Games without an Interception (Games w/min. 20 passing attempts)

Player	19	20	21	22	Total
Austin Burton	1(1)			(1)	1(2)
Aidan O'Connell	(3)	2(3)	6(9)	1(3)	9(18)

Games 300-Yards Passing

Player	19	20	21	22	Total
Aidan O'Connell	1	1	6	2	10

Games with Multiple Passing Touchdowns

Player	19	20	21	22	Total
Austin Burton				1	1
Aidan O'Connell	3	3	8	2	16

Completions 30 Yards or More at Purdue

Player	19	20	21	22	Total
Aidan O'Connell	5	3	20	5	33

Completions 50 Yards or More at Purdue

Player	19	20	21	22	Total
Aidan O'Connell	1	0	8	2	11

MISC. RUSHING STATS

Games with 100-Yards Rushing

Player	19	20	21	22	Total
Dylan Downing			1	1	2
Devin Mockobee			1	1	2
Kobe Lewis	5*	3*			8

Games with a Rushing Touchdown

Player	19	20	21	22	Total
King Doerue	4		2	2	7
Dylan Downing				3	3
Kobe Lewis	8*	4*			12
Devin Mockobee				2	2
Tyrone Tracy Jr.	1*		1*		2

Games with Multiple Rushing Touchdowns

Player	19	20	21	22	Total
King Doerue	1			1	2
Dylan Downing			1		1
Kobe Lewis	3*	2*			5

20-Yard Rushes at Purdue

Player	19	20	21	22	Total
King Doerue	1		3	2	6
Devin Mockobee				1	1
Dylan Downing			1		1

MISC. DEFENSIVE STATS

Games with Double-Digit Tackles

Player	19	20	21	22	Total
Kieren Douglas			1		1
Jalen Graham			1		1
Chris Jefferson			1		1

Games with a Tackle for Loss (including assisted TFLs)

Player	18	19	20	21	22	Total
Cam Allen		2	2	1	1	6
Joe Anderson				1		1
Prince James Boyd Jr.					1	1
O.C. Brothers				3		3
Jamari Brown					1	1
Branson Deen		1	4		2	7
Tee Denson			1*			1
Kieran Douglas			2	3	2	7
Samisi Fakasiieki	1	2	1		1	5
Jalen Graham		1	1	4		6
Bryce Hampton					1	1
Scotty Humpich		6*	4*	2*	1	13
Chris Jefferson		2*		2		4
Kydran Jenkins				5	4	9
Lawrence Johnson				3	1	4
Sanoussi Kane					2	2
Yanni Karlaftis					1	1
Sulaiman Kpaka					1	1
Damarjhe Lewis				1		1
Jack Sullivan			1	3	2	6
Khordae Sydnor					2	2
Reese Taylor		1*	3*	2*	1	7
Cory Trice		1	1		1	3

Games with Multiple Tackles for Loss

Player	19	20	21	22	Total
Prince James Boyd Jr.				1	1
Branson Deen		1	4		5
Semisi Fakasiieiki				1	1
Scotty Humpich	2*	1*	1*	1	5
Kydran Jenkins			2	1	3
Lawrence Johnson			1		1
Jack Sullivan		1	1		2
Reese Taylor		1*	1*		2

Games with a Sack (including half sacks)

Player	19	20	21	22	Total
Branson Deen		1	2	2	5
Kieren Douglas				1	1
Samisi Fakasiieki	1				1
Scotty Humpich	2*	2*	2*	1	7
Kydran Jenkins			5	2	7
Lawrence Johnson			1		1
Yanni Karlaftis				1	1
Sulaiman Kpaka				1	1
Jack Sullivan		1	2	1	4
Khordae Sydnor				1	1
Reese Taylor		1*	1*		2

Games with Multiple Sacks

Player	19	20	21	22	Total
Branson Deen		1	1		2
Kydran Jenkins				1	1
Scotty Humpich		1*			1

Games with an Interception

Player	18	19	20	21	22	Total
Cam Allen		1	2	3	2	8
Jamari Brown					1	1
Tee Denson				1*		1
Kieren Douglas				1		1
Jalen Graham				1		1
Chris Jefferson		1*	6*	2*	1	12
Reese Taylor			1*			2
Cory Trice			2			2
Jacob Wahlberg				1	1	2



SEASON HIGHS
PURDUE INDIVIDUAL SEASON HIGHS

RUSHES	15 Dylan Downing vs. Fla. Atlantic (09/24/2022)
	15 King Doerue vs. Penn St. (09/01/2022)
YARDS RUSHING	113 Dylan Downing vs. Fla. Atlantic (09/24/2022)
TD RUSHES	2 King Doerue vs. Penn St. (09/01/2022)
LONG RUSH	68 Devin Mockobee at Minnesota (10/01/2022)
PASS ATTEMPTS	59 Aidan O'Connell vs. Penn St. (09/01/2022)
PASS COMPLETIONS	39 Aidan O'Connell at Syracuse (09/17/2022)
YARDS PASSING	424 Aidan O'Connell at Syracuse (09/17/2022)
TD PASSES	4 Aidan O'Connell vs. Indiana St. (09/10/2022)
LONG PASS	55 Aidan O'Connell at Syracuse (09/17/2022)
RECEPTIONS	12 Charlie Jones vs. Penn St. (09/01/2022)
YARDS RECEIVING	188 Charlie Jones at Syracuse (09/17/2022)
TD RECEPTIONS	3 Charlie Jones vs. Indiana St. (09/10/2022)
LONG RECEPTION	55 Charlie Jones at Syracuse (09/17/2022)
PUNTS	7 Jack Ansell vs. Penn St. (09/01/2022)
PUNTING AVG	55.3 Jack Ansell vs. Fla. Atlantic (09/24/2022)
LONG PUNT	67 Jack Ansell vs. Fla. Atlantic (09/24/2022)
PUNTS INSIDE 20	1 Jack Ansell at Minnesota (10/01/2022)
	1 Jack Ansell vs. Fla. Atlantic (09/24/2022)
	1 Jack Ansell at Syracuse (09/17/2022)
	1 Jack Ansell vs. Penn St. (09/01/2022)
LONG PUNT RETURN	40 Charlie Jones vs. Fla. Atlantic (09/24/2022)
LONG KICKOFF RETURN	37 Deion Burks vs. Fla. Atlantic (09/24/2022)
TACKLES	8 Semisi Fakasiieiki at Minnesota (10/01/2022)
	8 Jacob Wahlberg vs. Fla. Atlantic (09/24/2022)
SACKS	1.5 Kydran Jenkins at Minnesota (10/01/2022)
TACKLES FOR LOSS	2 Semisi Fakasiieiki at Minnesota (10/01/2022)
	2 Prince Boyd Jr. vs. Indiana St. (09/10/2022)

PURDUE TEAM SEASON HIGHS

RUSHES	45 vs. Indiana St. (09/10/2022)
YARDS RUSHING	232 vs. Indiana St. (09/10/2022)
YARDS PER RUSH	5.9 at Minnesota (10/01/2022)
TD RUSHES	3 vs. Indiana St. (09/10/2022)
PASS ATTEMPTS	59 vs. Penn St. (09/01/2022)
PASS COMPLETIONS	39 at Syracuse (09/17/2022)
YARDS PASSING	424 at Syracuse (09/17/2022)
YARDS PER PASS	9.6 vs. Indiana St. (09/10/2022)
TD PASSES	4 vs. Indiana St. (09/10/2022)
TOTAL PLAYS	81 vs. Penn St. (09/01/2022)
TOTAL OFFENSE	521 vs. Indiana St. (09/10/2022)
YARDS PER PLAY	6.9 vs. Indiana St. (09/10/2022)
POINTS	56 vs. Indiana St. (09/10/2022)
SACKS BY	4 vs. Indiana St. (09/10/2022)
FIRST DOWNS	28 vs. Indiana St. (09/10/2022)
PENALTIES	13 at Syracuse (09/17/2022)
PENALTY YARDS	138 at Syracuse (09/17/2022)
TURNOVERS	3 at Minnesota (10/01/2022)
PUNTS	7 vs. Penn St. (09/01/2022)
PUNTING AVG	55.3 vs. Fla. Atlantic (09/24/2022)
LONG PUNT	67 vs. Fla. Atlantic (09/24/2022)
PUNTS INSIDE 20	1 at Minnesota (10/01/2022)
	1 vs. Fla. Atlantic (09/24/2022)
	1 at Syracuse (09/17/2022)
	1 vs. Penn St. (09/01/2022)
LONG PUNT RETURN	40 vs. Fla. Atlantic (09/24/2022)

OPPONENT INDIVIDUAL SEASON HIGHS

RUSHES	18 Sean Tucker at Syracuse (09/17/2022)
YARDS RUSHING	83 Garrett Shrader at Syracuse (09/17/2022)
TD RUSHES	1 Bryce Williams at Minnesota (10/01/2022)
	1 Sean Clifford vs. Penn St. (09/01/2022)
LONG RUSH	21 N'Kosi Perry vs. Fla. Atlantic (09/24/2022)
PASS ATTEMPTS	37 Sean Clifford vs. Penn St. (09/01/2022)
PASS COMPLETIONS	20 Sean Clifford vs. Penn St. (09/01/2022)
YARDS PASSING	282 Sean Clifford vs. Penn St. (09/01/2022)
TD PASSES	4 Sean Clifford vs. Penn St. (09/01/2022)
LONG PASS	67 Sean Clifford vs. Penn St. (09/01/2022)
RECEPTIONS	9 LaJohntay Wester vs. Fla. Atlantic (09/24/2022)
YARDS RECEIVING	112 Oronde Gadsden II at Syracuse (09/17/2022)
TD RECEPTIONS	3 LaJohntay Wester vs. Fla. Atlantic (09/24/2022)
LONG RECEPTION	67 Brenton Strange vs. Penn St. (09/01/2022)
FIELD GOALS	2 Morgan Suarez vs. Fla. Atlantic (09/24/2022)
LONG FIELD GOALS	50 Andre Szmyt at Syracuse (09/17/2022)
PUNTS	8 Barney Amor vs. Penn St. (09/01/2022)
PUNTING AVG	48.0 Anthony Beacom vs. Indiana St. (09/10/2022)
LONG PUNT	58 Riley Thompson vs. Fla. Atlantic (09/24/2022)
PUNTS INSIDE 20	3 Barney Amor vs. Penn St. (09/01/2022)
LONG PUNT RETURN	24 Dakota Caton vs. Indiana St. (09/10/2022)
LONG KICKOFF RETURN	27 Courtney Jackson at Syracuse (09/17/2022)
TACKLES	11 Mikel Jones at Syracuse (09/17/2022)
SACKS	1 Danny Striggow at Minnesota (10/01/2022)
	1 Trill Carter at Minnesota (10/01/2022)
	1 Latrell Jean vs. Fla. Atlantic (09/24/2022)
	1 Mikel Jones at Syracuse (09/17/2022)
	1 Johnny Dixon vs. Penn St. (09/01/2022)
	1 Jonathan Sutherland vs. Penn St. (09/01/2022)
TACKLES FOR LOSS	1.5 Kevon Darton at Syracuse (09/17/2022)
	1.5 Mikel Jones at Syracuse (09/17/2022)
	1 Tyler Nubin at Minnesota (10/01/2022)
INTERCEPTIONS	1 Jordan Howden at Minnesota (10/01/2022)
	1 Dwight Toombs vs. Fla. Atlantic (09/24/2022)
	1 Caleb Okechukwu at Syracuse (09/17/2022)

OPPONENT TEAM SEASON HIGHS

RUSHES	42 vs. Fla. Atlantic (09/24/2022)
YARDS RUSHING	175 vs. Fla. Atlantic (09/24/2022)
YARDS PER RUSH	4.2 vs. Fla. Atlantic (09/24/2022)
TD RUSHES	1 at Minnesota (10/01/2022)
	1 vs. Penn St. (09/01/2022)
PASS ATTEMPTS	41 vs. Penn St. (09/01/2022)
PASS COMPLETIONS	22 vs. Penn St. (09/01/2022)
YARDS PASSING	308 vs. Penn St. (09/01/2022)
YARDS PER PASS	7.8 at Minnesota (10/01/2022)
TD PASSES	4 vs. Penn St. (09/01/2022)
TOTAL PLAYS	73 vs. Penn St. (09/01/2022)
TOTAL OFFENSE	406 vs. Penn St. (09/01/2022)
YARDS PER PLAY	5.6 vs. Fla. Atlantic (09/24/2022)
POINTS	35 vs. Penn St. (09/01/2022)
SACKS BY	2 at Minnesota (10/01/2022)
	2 vs. Penn St. (09/01/2022)
FIRST DOWNS	24 vs. Penn St. (09/01/2022)
PENALTIES	9 at Syracuse (09/17/2022)
PENALTY YARDS	77 vs. Fla. Atlantic (09/24/2022)
TURNOVERS	3 at Minnesota (10/01/2022)
	3 vs. Indiana St. (09/10/2022)
PUNTS	9 vs. Indiana St. (09/10/2022)
PUNTING AVG	46.9 vs. Penn St. (09/01/2022)
LONG PUNT	58 vs. Fla. Atlantic (09/24/2022)
PUNTS INSIDE 20	3 vs. Penn St. (09/01/2022)
LONG PUNT RETURN	24 vs. Indiana St. (09/10/2022)





CAREER HIGH - PASSING (*at Previous School)

PLAYER	COMPLETIONS	ATTEMPTS	TOUCHDOWNS	YARDS	LONG
Aidan O'Connell	40, 2x last at Ohio State, 11/13/21	59, vs. Penn State, 9/1/22	5, vs. Tennessee, 12/30/21	536, vs. Michigan State, 11/6/21	75, vs. Tennessee, 12/30/21
Austin Burton	27, vs. Oregon State, 10/5/19*	41, vs. Oregon State, 10/5/19*	3, vs. Florida Atlantic, 09/24/22	236, vs. Oregon State, 10/5/19*	30, vs. Oregon State, 10/5/19*
Michael Alaimo	4, vs. Indiana State, 9/10/22	5, vs. Indiana State, 9/10/22	-	37, vs. Indiana State, 9/10/22	19, vs. Indiana State, 9/10/22
Brady Allen	1, vs. Indiana State, 9/10/22	3, vs. Indiana State, 9/10/22	-	8, vs. Indiana State, 9/10/22	8, vs. Indiana State, 9/10/22

CAREER HIGH - RUSHING (*at Previous School)

PLAYER	ATTEMPTS	YARDS	TOUCHDOWNS	LONG
King Doerue	21, vs. Minnesota, 10/2/21	95, vs. Minnesota, 10/2/21	2, 2x last vs. Penn State, 9/1/22	29, vs. Indiana, 11/26/21
Dylan Downing	15, vs. Florida Atlantic, 09/24/22	113, vs. Florida Atlantic, 09/24/22	1, 4x last at Minnesota, 10/1/22	33, vs. Indiana, 11/26/21
Kobe Lewis	28, vs. Ohio, 11/4/20*	161, vs. New Mexico State, 10/12/19*	3, vs. Akron, 9/14/19*	75, vs. Northern Illinois, 11/2/19*
Devin Mockobee	13, vs. Indiana State, 9/10/22	112, at Minnesota, 10/1/22	1, 3x last at Minnesota, 10/1/22	14, vs. Indiana State, 9/10/22
Tyrone Tracy, Jr.	3, vs. Indiana State, 9/10/22	34, vs. Indiana State, 9/10/22	1, vs. USC, 12/27/19*	23, vs. USC, 12/27/19*
Michael Alaimo	1, 2x last vs. Indiana State, 9/10/22	7, vs. Florida Atlantic, 09/24/22	-	7, vs. Florida Atlantic, 09/24/22
Jack Albers	3, vs. Marist, 11/9/19*	16, vs. Marist, 11/9/19	1, vs. Marist, 11/9/19	10, vs. Marist, 11/9/19
Deion Burks	1, at UConn, 9/11/21	6, at UConn, 9/11/21	-	6, at UConn, 9/11/21
Austin Burton	15, vs. Oregon State, 10/5/19*	64, vs. Oregon State, 10/5/19*	1, vs. Oregon State, 10/5/19*	16, vs. Oregon State, 10/5/19*
Charlie Jones	2, 2x last vs. Penn State, 10/9/21*	38, vs. Michigan State, 11/7/20	-	27, vs. Michigan State, 11/7/20
Aidan O'Connell	5, 4x last vs. Northwestern, 11/14/20	13, at Minnesota, 10/1/22	1, at Iowa, 10/16/21	9, 3x last at Minnesota, 10/1/22
TJ Sheffield	1, 2x last at Syracuse, 9/17/22	7, vs. Penn State, 9/1/22	-	7, vs. Penn State, 9/1/22

CAREER HIGH - RECEIVING (*at Previous School)

PLAYER	RECEPTIONS	YARDS	TOUCHDOWNS	LONG
Drew Biber	1, vs. Indiana State, 9/10/22	6, vs. Indiana State, 9/10/22	-	6, vs. Indiana State, 9/10/22
Deion Burks	5, at Minnesota, 10/1/22	38, at Syracuse, 9/17/22	-	30, at Syracuse, 9/17/22
King Doerue	6, 2x last, vs. Minnesota, 10/2/21	60, vs. Michigan State, 11/6/21	1, 3x last vs. Nebraska, 11/2/19	46, vs. Michigan State, 11/6/21
Dylan Downing	4, at Minnesota, 10/1/22	28, at Minnesota, 10/1/22	-	15, vs. Indiana State, 9/10/22
Payne Durham	9, 2x last at Syracuse, 9/17/22	120, vs. Oregon State, 9/4/21	2, 3x last at Syracuse, 9/17/22	62, vs. Tennessee, 12/30/21
Spencer Holstege	1, vs. Wisconsin, 10/23/21	-3, vs. Wisconsin, 10/23/21	-	-3, vs. Wisconsin, 10/23/21
Charlie Jones	12, vs. Penn State, 9/1/22	188, at Syracuse, 9/17/22	3, vs. Indiana State, 9/10/22	72, vs. Minnesota, 11/14/21*
Kobe Lewis	7, at Eastern Michigan, 11/27/20*	37, at Western Michigan, 9/28/19*	1, at Toledo, 12/12/20*	33, vs. Akron, 9/14/19*
Alex Maxwell	1, 2x last vs. Indiana State, 9/10/22	9, at UConn, 9/11/21	-	9, at UConn, 9/11/21
Garrett Miller	8, vs. Michigan State, 11/6/21	74, vs. Michigan State, 11/6/21	1, vs. Northwestern, 11/14/20	40, vs. Northwestern, 11/14/20
Devin Mockobee	4, vs. Florida Atlantic, 09/24/22	59, vs. Florida Atlantic, 09/24/22	-	28, vs. Florida Atlantic, 09/24/22
Paul Piferi	3, vs. Minnesota, 10/2/21	38, vs. Minnesota, 10/2/21	-	26, vs. Indiana State, 9/10/22
Mershawn Rice	4, at Notre Dame, 9/18/21	59, vs. Penn State, 9/1/22	1, at UConn, 9/11/21	26, vs. Penn State, 9/1/22
TJ Sheffield	8, at Iowa, 10/16/21	61, vs. Tennessee, 12/30/21	1, 5x last, vs. Florida Atlantic, 09/24/22	38, vs. Tennessee, 12/30/21
Andrew Sowinski	2, at UConn, 9/11/21	15, at UConn, 9/11/21	-	8, at UConn, 9/11/21
Collin Sullivan	1, 2x last vs. Indiana State, 9/10/22	6, vs. Indiana State, 9/10/22	-	6, vs. Indiana State, 9/10/22
Preston Terrell	2, vs. Indiana State, 9/10/22	12, vs. Indiana State, 9/10/22	-	6, vs. Indiana State, 9/10/22
Broc Thompson	7, vs. Tennessee, 12/30/21	217, vs. Tennessee, 12/30/21	2, vs. Tennessee, 12/30/21	75, vs. Tennessee, 12/30/21
Tyrone Tracy, Jr.	6, 2x last vs. Illinois, 11/23/19*	130, vs. Wisconsin, 11/9/19*	1, 4x last at Maryland, 10/1/21*	75, vs. Wisconsin, 11/9/19*
Abur-Rahmaan Yaseen	3, vs. Illinois, 9/25/21	77, vs. Illinois, 9/25/21	-	73, vs. Illinois, 9/25/21

CAREER HIGH - PUNTING/KICKING (*at Previous School)

PLAYER	PUNTS	LONG	INSIDE 20	FG MADE	LONG
Jack Ansell	7, vs. Penn State, 9/1/22	67, vs. Florida Atlantic, 09/24/22	2, 3x last, at Nebraska, 10/30/21	-	-
Brendan Cropsey	3, at Notre Dame, 9/18/21	56, at Notre Dame, 9/18/21	1, 2x last vs. Indiana, 11/26/21	-	-
Mitchell Fineran	-	-	-	4, 4x last, vs. Tennessee, 12/30/21	50, at Furman, 3/6/21*

CAREER HIGH - RETURNS (*at Previous School)

PLAYER	KICK RETURN LONG	KICK RETURN TOUCHDOWN	PUNT RETURN LONG	PUNT RETURN TOUCHDOWN
Deion Burks	37, vs. Florida Atlantic, 09/24/22	-	-	-
Chris Jefferson	-	-	8, vs. Lake Erie, 4/1/21*	-
Charlie Jones	100, vs. Illinois, 11/20/21*	1, vs. Illinois, 11/20/21*	40, vs. Florida Atlantic, 09/24/22	-
Kobe Lewis	51, at Ball State, 11/16/19*	-	-	-
TJ Sheffield	41, vs. Nebraska, 12/5/20	-	17, vs. Michigan State, 11/6/21	-
Reese Taylor	28, vs. Ball State, 9/15/18*	-	22, at Syracuse, 9/17/22	-
Broc Thompson	-	-	13, at Louisiana Tech, 10/17/20*	-



GAME 6 NOTES • Purdue at Maryland

CAREER HIGH - DEFENSE (*at Previous School)

PLAYER	TACKLES	SACKS	TACKLES-FOR-LOSS	INTERCEPTIONS
Cam Allen	9, 3x last, vs. Tennessee, 12/30/21	-	2, vs. Indiana State, 9/10/22	2, 2x last, at Minnesota, 10/1/22
Joe Anderson	4, vs. Tennessee, 12/30/21	-	-	-
Prince James Boyd Jr.	5, 2x last, vs. Penn State, 9/1/22	-	-	-
Ryan Brandt	1, 3x last, vs. Indiana State, 9/10/22	-	-	-
O.C. Brothers	6, vs. Florida Atlantic, 09/24/22	-	1, 3x last, vs. Indiana, 11/26/21	-
Jamari Brown	5, vs. Tennessee, 12/30/21	1, vs. Wisconsin, 10/23/21	1, 3x last, vs. Florida Atlantic, 09/24/22	1, vs. Indiana State, 9/10/22
Nic Caraway	2, vs. Indiana State, 9/10/22	-	-	-
Branson Deen	6, at Minnesota, 10/1/22	1.5, at Iowa, 10/16/21	3.0, vs. Indiana, 11/26/21	-
Tee Denson	5, vs. Texas, 12/5/20*	-	1, 2x last, vs. Stanford, 9/4/21*	1, vs. Nevada, 9/18/21*
Kieren Douglas	14, vs. Tennessee, 12/30/21	-	1, 4x last, vs. Indiana, 11/26/21	1, at Iowa, 10/16/21
Semisi Fakasiieiki	8, 2x last, at Minnesota, 10/1/22	1, vs. Maryland, 10/12/19	2, at Minnesota, 10/1/22	-
Jalen Graham	12, vs. Tennessee, 12/30/21	1, vs. Oregon State, 9/4/21	2, vs. Nebraska, 11/2/19	2, at Nebraska, 10/30/21
Bryce Hampton	7, at Minnesota, 10/1/22	-	1, at Minnesota, 10/1/22	-
Scotty Humpich	8, vs. Eastern Kentucky, 10/19/19	2, vs. Morehead State, 9/21/19	3.5, vs. Eastern Kentucky, 10/19/19	-
Chris Jefferson	15, vs. Tennessee, 12/30/21	-	1, at UConn, 9/11/21	1, 15x last, vs. Florida Atlantic, 09/24/22
Kydran Jenkins	6, 2x last, at Nebraska, 10/30/21	1.5, at Minnesota, 10/1/22	2.5, at Iowa, 10/16/21	-
Lawrence Johnson	6, vs. Wisconsin, 10/23/21	1, at Notre Dame, 9/18/21	2, vs. Wisconsin, 10/23/21	-
Sanoussi Kane	7, 2x last, at Syracuse, 9/17/22	-	1, at Syracuse, 9/17/22	-
Yanni Karlaftis	2, vs. Indiana State, 9/10/22	0.5, vs. Indiana State, 9/10/22	0.5, vs. Indiana State, 9/10/22	-
Sulaiman Kpaka	2, at Minnesota, 10/1/22	0.5, vs. Indiana State, 9/10/22	0.5, vs. Indiana State, 9/10/22	-
Ben Kruel	2, vs. Indiana State, 9/10/22	-	-	-
Damarihe Lewis	3, vs. Illinois, 9/25/21	-	-	-
Alex Maxwell	1, vs. Iowa, 10/24/20	-	-	-
Hudson Miller	1, vs. Indiana State, 9/10/22	-	-	-
Mo Omonode	2, 2x last, vs. Florida Atlantic, 09/24/22	-	-	-
Jack Sullivan	4, 3x last, at Syracuse, 9/17/22	1, 3x last, vs. Indiana State, 9/10/22	2, vs. Nebraska, 12/5/20	-
Antonio Stevens	1, at Minnesota, 10/1/22	-	-	-
Khordae Sydnor	4, vs. Indiana State, 9/10/22	1, vs. Indiana State, 9/10/22	1, 2x last, at Minnesota, 10/1/22	-
Reese Taylor	8, vs. Rutgers, 10/31/20*	1, 2x last at Iowa, 9/4/21*	2.0, at Iowa, 9/4/21*	1, 2x last at Michigan State, 11/4/20*
Cory Trice	9, at Minnesota, 11/20/20	-	1, 2x last at Penn State, 10/5/19	2, vs. Maryland, 10/12/19
Jacob Wahlberg	8, vs. Florida Atlantic, 09/24/22	-	-	1, vs. Indiana, 11/26/21
Clyde Washington	5, vs. Penn State, 9/1/22	-	-	-
DJ Washington	2, at UConn, 9/11/21	-	-	-





THE LAST TIME - TEAM

	Purdue	Opponent
Had 300 or more yards rushing	vs. Eastern Michigan, Sept. 8, 2018 (341)	Wisconsin, Nov. 23, 2019 (403)
Had 400 or more yards rushing	at Northwestern, Oct. 26, 2002 (407)	Wisconsin, Nov. 23, 2019 (403)
Had 50 or more rushing attempts	at Missouri, Sept. 16, 2017 (50)	Wisconsin, Oct. 23, 2021 (51)
Had two players with 100 yards rushing	vs. Eastern Michigan, Sept. 8, 2018 D.J. Knox (152) and Markell Jones (109)	Wisconsin, Oct. 23, 2021 Chez Mellusi (153), Braelon Allen (144)
Had a player with three straight 100-yard rushing games	Zander Horvath (2019 - vs. Indiana, 2020 - vs. Iowa, at Illinois)	
Had 400 or more passing yards	at Syracuse, Sept. 17, 2022 (424)	Vanderbilt, Sept. 7, 2019 (420)
Had 500 or more passing yards	vs. Tennessee, Dec. 30, 2021 (534)	Never
Had 45 or more passing attempts	at Syracuse, Sept. 17, 2022 (55)	Indiana, Nov. 24, 2018 (51)
Had 30 or more passing completions	at Syracuse, Sept. 17, 2022 (39)	Vanderbilt, Sept. 7, 2019 (31)
Threw four or more passing touchdowns	vs. Indiana State, Sept. 10, 2022 (4)	vs. Penn State, Sept. 1, 2022 (4)
Threw three or more passing interceptions	vs. Tennessee, Dec. 30, 2021 (3)	at Nebraska, Oct. 30, 2021 (4)
Had two players with 100 yards receiving	at Northwestern, Nov. 20, 2021 (Wright - 213, Bell - 101)	Ohio State, Nov. 13, 2021 (Njigba-Smith - 139, Garrett Wilson - 126)
Had three players with 100 yards receiving	vs. Missouri, Sept. 15, 2018 (Rondale Moore 137, Brycen Hopkins 136 and Isaac Zico 100)	
Had a 200-yard passer and a 100-yard rusher	vs. Rutgers, Nov. 28, 2020 (Plummer 237 passing & Zander Horvath 101 yards rushing)	
Had a 100-yard rusher and a 100-yard receiver	at Illinois, Oct. 31, 2020 (Horvath 102 rushing; Bell 122 & Wright 100 receiving)	
Had 600 or more yards of total offense	vs. Tennessee, Dec. 30, 2021 (627)	vs. Tennessee, Dec. 30, 2021 (666)
Ran 80 or more total plays of offense	vs. Penn State, Sept. 1, 2022 (82)	vs. Tennessee, Dec. 30, 2021 (105)
Scored 40 or more points	vs. Indiana State, Sept. 10, 2022 (56)	vs. Tennessee, Dec. 30, 2021 (45)
Scored 50 or more points	vs. Indiana State, Sept. 10, 2022 (56)	at Ohio State, Nov. 13, 2021 (59)
Scored 60 or more points	at Indiana, Nov. 22, 2008 (62)	vs. Auburn, Dec. 28, 2018 (63)
Was held scoreless	vs. Ohio State, Nov. 2, 2013 (56-0)	vs. Indiana State, Sept. 10, 2022 (56-0)
Did not allow a touchdown	vs. Indiana State, Sept. 10, 2022	at Wisconsin, Oct. 14, 2017
Did not commit a turnover	vs. Indiana, Nov. 27, 2021	at Syracuse, Sept. 17, 2022
Committed five or more turnovers	vs. Wisconsin, Oct. 23, 2021 (5)	Nebraska, Oct. 31, 2015 (5)
Intercepted four or more passes	vs. Nebraska, Oct. 30, 2021 (4)	Northwestern, Nov. 12, 2016 (4)
Returned an interception for a touchdown	vs. Indiana State, Sept. 10, 2022 (Cam Allen, 65 yards)	at Syracuse, Sept. 17, 2022 (Caleb Okechukwu, 17 yards)
Returned a fumble for a touchdown	vs. Wisconsin, Oct. 23, 2021 (George Karlaftis, 56 yards)	at Minnesota, Nov. 10, 2018
Held opponent to 50 or fewer rushing yards	at Minnesota, Oct. 1, 2022 (47)	Northwestern, Nov. 20, 2021 (50)
Held opponent to 100 or fewer passing yards	vs. Indiana State, Sept. 10, 2022 (94)	vs. Iowa, Sept. 27, 2014 (72)
Held opponent to 200 or fewer yards of total offense	vs. Indiana State, Sept. 10, 2022 (145)	at Penn State, Oct. 5, 2019 (104)
Scored a safety	vs. Rutgers, Nov. 28, 2020 (Branson Deen)	Northwestern, Nov. 9, 2019
Recorded five or more sacks	vs. Eastern Michigan, Sept. 8, 2018 (6)	Wisconsin, Oct. 23, 2021 (6)
Stopped a two-point conversion	vs. Florida Atlantic, Sept. 24, 2022	at Syracuse, Sept. 17, 2022
Returned a kickoff for a touchdown	at Penn State, Nov. 16, 2013 (Raheem Mostert, 100 yards)	Rutgers, Nov. 28, 2020 (Aron Cruickshank, 100 yards)
Returned a punt for a touchdown	vs. Northern Illinois, Sept. 19, 2009 (Aaron Valentin, 62 yards)	Michigan, Nov. 1, 2008 (Martavious Odoms, 73 yards)
Returned a blocked punt for a touchdown	vs. Northern Colorado, Sept. 6, 2008 (Mike Conway, 11 yards)	Virginia Tech, Sept. 19, 2015 (Anthony Shegog, 15 yards)
Blocked a punt	vs. Nebraska, Dec. 5, 2020 (Jackson Anthrop)	vs. Indiana, Nov. 27, 2021
Blocked a field goal	at Northwestern, Nov. 20, 2021 (George Karlaftis)	at Minnesota, Nov. 20, 2020 (J.D. Dellinger)
Blocked a PAT kick	at Iowa, Nov. 21, 2015 (Jake Replogle)	at Syracuse, Sept. 17, 2022
Missed a kicking PAT	vs. Indiana, Nov. 27, 2021 (Mitchell Fineran - blocked)	..Rutgers, Nov. 28, 2020
Scored a 2-point conversion	vs. Indiana, Nov. 30, 2019 (Aidan O'Connell pass to Brycen Hopkins)	at Syracuse, Sept. 17, 2022
Did not punt	vs. Nevada, Sept. 24, 2016	at Wisconsin, Nov. 23, 2019
Recovered an onside kick (as kicking team)	vs. Minnesota, Sept. 28, 2019	
Had 30 or more first downs	vs. Indiana, Nov. 28, 2015 (30)	vs. Tennessee, Dec. 30, 2021 (31)
Had 35 or more minutes of possession time	vs. Michigan State, Nov. 6, 2021 (35:13)	vs. Rutgers, Nov. 28, 2020 (35:08)
Was involved in an overtime game	vs. Tennessee, Dec. 30, 2021 (48-45)	[6-10 all-time in overtime games]

THE LAST TIME - BOILERMAKER

Rushed for 100 yards or more	Devin Mockobee at Minnesota, Oct. 1, 2022 (112)	Had 400 or more yards total offense	Aidan O'Connell at Syracuse, Sept. 17, 2022 (424)
Rushed for 150 yards or more	Zander Horvath vs. Indiana, Nov. 30, 2019 (164)	Had 500 or more yards total offense	Aidan O'Connell vs. Tennessee, Dec. 30, 2021 (525)
Rushed for 200 yards or more	Markell Jones vs. Indiana, Nov. 25, 2017 (217)	Had 100 yards both passing and rushing	Brandon Kirsch at Michigan St., Nov. 16, 2002 (208 p, 125 r)
Rushed for 250 yards or more	Mike Alstott at Indiana, Nov. 24, 1995 (265)		
Quarterback rushed for 100 or more yards	Rob Henry at Northwestern, Oct. 9, 2010 (132)	Had 150 or more all-purpose yards	Charlie Jones at Syracuse, Sept. 17, 2022 (187)
Rushed 20 or more times	King Doerue, vs. Minnesota, Oct. 2, 2021 (21)	Had 200 or more all-purpose yards	Milton Wright at Northwestern, Nov. 20, 2021 (213)
Rushed 30 or more times	Markell Jones vs. Indiana, Nov. 25, 2017 (31)	Had 250 or more all-purpose yards	Rondale Moore vs. Vanderbilt, Sept. 7, 2019 (279)
Rushed for three touchdowns	D.J. Knox vs. Ohio State, Oct. 20, 2018 (3)		
Rushed for four or more touchdowns	Kory Sheets vs. Miami (Ohio), Sept. 9, 2006 (4)	Accounted for five or more touchdowns	Aidan O'Connell vs. Tennessee, Dec. 30, 2021 (5 pass)
Had a run of 50 yards or more	Devin Mockobee at Minnesota, Oct. 1, 2022 (68)		
		Intercepted two or more passes	Cam Allen at Minnesota, Oct. 1, 2022 (2)
Passed for 300 or more yards	Aidan O'Connell at Syracuse, Sept. 17, 2022 (424)	Intercepted three or more passes	Anthony Brown vs. Nebraska, Oct. 31, 2015 (3)
Passed for 400 or more yards	Aidan O'Connell at Syracuse, Sept. 17, 2022 (424)	Intercepted four or more passes	Paul Beery at Wisconsin, Oct. 9, 1976 (4)
Passed for 500 or more yards	Aidan O'Connell vs. Tennessee, Dec. 30, 2021 (534)	Recovered two or more fumbles	Ryan Russell vs. Minnesota, Oct. 8, 2011 (2)
Attempted 40 or more passes	Aidan O'Connell at Syracuse, Sept. 17, 2022 (55)	Recorded 10 or more tackles	Jaylan Alexander vs. Tennessee, Dec. 30, 2021 (19)
Completed 30 or more passes	Aidan O'Connell at Syracuse, Sept. 17, 2022 (39)	Recorded 15 or more tackles	Jaylan Alexander vs. Tennessee, Dec. 30, 2021 (19)
Threw five or more touchdowns	Aidan O'Connell vs. Tennessee, Dec. 30, 2021 (5)	Had two or more sacks	Derrick Barnes vs. Indiana, Nov. 30, 2019 (2.5)
Completed a pass of 50 yards or more	Aidan O'Connell at Syracuse, Sept. 17, 2022 (55)		
Completed a pass of 75 yards or more	Aidan O'Connell vs. Tennessee, Dec. 30, 2021 (75)	Scored 10 or more points kicking	Mitchell Fineran vs. Tennessee, Dec. 30, 2021 (16)
Threw three or more interceptions	Aidan O'Connell vs. Tennessee, Dec. 30, 2021 (3)	Kicked four field goals	Mitchell Fineran vs. Tennessee, Dec. 30, 2021 (4)
		Kicked five or more field goals	Rick Anderson vs. Michigan State, Oct. 25, 1980 (5)
Caught 10 or more passes	Charlie Jones at Syracuse, Sept. 17, 2022 (11)	Kicked a field goal of 50 or more yards	J.D. Dellinger vs. TCU, Sept. 14, 2019 (53)
Caught 15 or more passes	Rondale Moore at Minnesota, Nov. 20, 2020 (15)	Had a punt 60 or more yards	Jack Ansell vs. Florida Atlantic, Sept. 24, 2022 (67)
Had 100 or more yards receiving	Charlie Jones at Syracuse, Sept. 17, 2022 (188)	Had a punt 70 or more yards	Joe Schopper at Michigan State, Oct. 27, 2018 (74)
Had 150 or more yards receiving	Charlie Jones at Syracuse, Sept. 17, 2022 (188)	Punted 10 or more times	Joe Schopper vs. Michigan, Sept. 23, 2017 (11)
Had 200 or more yards receiving	Broc Thompson vs. Tennessee, Dec. 30, 2021 (217)	Totalled 100 or more punt return yards	Anthony Chambers vs. Penn State, Oct. 11, 2003 (149)
Caught three or more touchdowns	Charlie Jones vs. Indiana State, Sept. 10, 2022 (3)	Totalled 100 or more kickoff return yards	TJ Sheffield vs. Nebraska, Dec. 5, 2020 (116)
Caught a pass of 50 yards or more	Charlie Jones at Syracuse, Sept. 17, 2022 (55)		
Caught a pass of 75 yards or more	Broc Thompson vs. Tennessee, Dec. 30, 2021 (75)		





GAME 6 NOTES • Purdue at Maryland

WEEK 1

35 PENN STATE
31 PURDUE

SEPT. 1, 2022
ROSS-ADE STADIUM • WEST LAFAYETTE, IND.

A late Penn State touchdown with 57 seconds remaining sent the Purdue football team to a 35-31 loss in the 2022 season opener at Ross-Ade Stadium.

The Boilermakers (0-1) held a 31-28 advantage after Chris Jefferson intercepted Penn State (1-0) quarterback Sean Clifford and returned it 72 yards for a touchdown with 8:29 to play. Purdue held Penn State to just seven plays and 14 yards on its next two possessions, taking the ball back on offense with 4:28 on the clock. Penn State's defense forced Purdue to punt with 2:22 remaining.

The Nittany Lions then took eight plays to cover 80 yards in 1:25 with Clifford hitting Keyvone Lee for 10 yards and the game-winning score.

Purdue quarterback Aidan O'Connell finished the night going 30-59 passing for 365 yards, one touchdown and no interceptions. The sixth-year thrower crossed the 300-yard mark for the ninth time in his career, moving him into sole control of fifth in program history. Running back King Doerue found the end zone twice for his second career multi-score game.

Clifford threw for 282 yards on 20-of-37 passing with four touchdowns and an interception.

Both sides had one giveaway that led to points. Purdue's fumble with 30 seconds remaining in the second saw Penn State score with two seconds left in the first half, while Jefferson's interception return for a touchdown swung the momentum in the fourth.

O'Connell connected with former youth football teammate Charlie Jones in his Purdue debut 12 times. Jones posted a career night receiving with 12 receptions for 153 yards and a touchdown.

WEEK 1 STATS

Penn State	0	21	0	14	35
Purdue	3	7	14	7	31

Scoring Summary

1st PUR - #24 M.Fineran 36 yd FG	0-3
2nd PSU - #5 M.Tinsley 12 yd pass from #14 S.Clifford (kick)	7-3
2nd PUR - #22 K.Doerue 3 yd rush (kick)	7-10
2nd PSU - #14 S.Clifford 2 yd rush (kick)	14-10
2nd PSU - #86 B.Strange 67 yd pass from #14 S.Clifford (kick)	21-10
3rd PUR - #22 K.Doerue 2 yd rush (kick)	21-17
3rd PUR - #15 C.Jones 7 yd pass from #16 A.O'Connell (kick)	21-24
4th PSU - #1 K.Lambert-Smith 29 yd pass from #14 S.Clifford (kick)	28-24
4th PUR - #17 C.Jefferson 72 yd interception return (kick)	28-31
4th PSU - #24 K.Lee 10 yd pass from #14 S.Clifford (kick)	35-31

Team Statistics	PUR	PSU
First Downs	26	24
Rushing Yards	61	98
Passing Yards	365	308
Total Offense	426	406

Top Rushing (Att-Yds-TD)

PUR Doerue (15-57-2), Downing (4-14-0)
PSU Allen (8-31-0), Lee (9-30-0), Singleton (9-22-0), Clifford (5-11-1), Washington (1-4-0)

Top Passing (Cmp-Att-Yds-I-TD)

PUR O'Connell (30-59-365-0-1)
PSU Clifford (20-37-282-1-4), Allar (2-4-26-0-0)

Top Receiving (Rec-Yds-TD)

PUR Jones (12-153-1), Sheffield (4-49-0), Rice (3-59-0), Durham (3-43-0)
PSU Tinsley (7-84-1), Lambert-Smith (4-58-1), Warren (3-23-0), Strange (2-77-1), Lee (2-15-1)

WEEK 2

56 PURDUE
0 INDIANA STATE

SEPT. 10, 2022
ROSS-ADE STADIUM • WEST LAFAYETTE, IND.

Purdue's defense forced a fumble on the opening play of the game to set the tone in a 56-0 rout of Indiana State on Saturday at Ross-Ade Stadium. The 56-point margin of victory was the largest for Purdue since a 59-point shutout win over Southeast Missouri in 2011.

The Boilermakers (1-1) tallied 521 yards of total offense with a balanced 232 on the ground and 289 through the air. Purdue's defense held the Sycamores (1-1) to 145 yards of total offense.

The defense posted its second shutout of the Jeff Brohm era. Purdue racked up seven tackles-for-loss, three sacks, two interceptions and a fumble recovery. Sanoussi Kane delivered a punishing hit to Indiana State Tee Hodge on the opening play of the game to pop the ball up in the air into safety Cam Allen's arms.

In the third quarter, Allen picked off an Indiana State pass and took it to pay dirt for a 65-yard touchdown. It marked the first time Purdue has interception returns for a touchdown in back-to-back weeks since Ricardo Allen achieved the feat in 2010.

Offensively, Purdue scored a touchdown on seven of its first nine drives. The only two drives the Boilermakers failed to score on started inside their own two-yard line.

Quarterback Aidan O'Connell was efficient in his one half of action with four touchdowns and 211 yards on 17-of-19 passing. Charlie Jones added to his early haul as a Boilermaker with his second straight 100-yard receiving game. The Deerfield, Ill., native snagged nine passes for 133 yards and three touchdowns.

Redshirt freshman Devin Mockobee led the rushing attack with 78 yards on 13 touches with one score. Dylan Downing added 55 yards from 11 rushes. Purdue topped 200 yards rushing for the first time since Oct. 13, 2018, in a win over Illinois.

WEEK 2 STATS

Purdue	21	14	14	7	56
Indiana State	0	0	0	0	0

Scoring Summary

1st PUR - #22 K.Doerue 4 yd rush (kick)	0-7
1st PUR - #15 C.Jones 7 yd pass from #16 A.O'Connell (kick)	0-14
1st PUR - #89 P.Piferi 26 yd pass from #16 A.O'Connell (kick)	0-21
2nd PUR - #15 C.Jones 36 yd pass from #16 A.O'Connell (kick)	0-28
2nd PUR - #15 C.Jones 5 yd pass from #16 A.O'Connell (kick)	0-35
3rd PUR - #38 D.Downing 1 yd rush (kick)	0-42
3rd PUR - #10 C.Allen 65 yd interception return (kick)	0-49
4th PUR - #45 D.Mockobee 14 yd rush (#41 C.Krockover kick)	0-56

Team Statistics	PUR	ISU
First Downs	28	7
Rushing Yards	232	51
Passing Yards	289	94
Total Offense	521	145

Top Rushing (Att-Yds-TD)

PUR Mockobee (13-78-1), Downing (11-55-1), Lewis (12-37-0)
ISU Hodge (9-32-0), Dinka (12-16-0)

Top Passing (Cmp-Att-Yds-I-TD)

PUR O'Connell (17-19-211-0-4)
ISU Screws (6-14-83-2-0)

Top Receiving (Rec-Yds-TD)

PUR Jones (9-133-3), Tracy Jr. (4-37-0)
ISU Hendrix (5-90-0)

WEEK 3

32 SYRACUSE
29 PURDUE

SEPT. 17, 2022
JMA WIRELESS DOME • SYRACUSE, N.Y.

A Syracuse touchdown with seven seconds left to play handed Purdue a 32-29 loss in its road opener on Saturday in the JMA Wireless Dome.

The Boilermakers (1-2, 0-1 B10) held a 9-3 lead over the Orange (3-0, 1-0 ACC) at the end of the first half thanks to a Devin Mockobee 15-yard touchdown run and a Mitchell Fineran 41-yard field goal in what looked to be a defensive dogfight. Purdue's defense held quarterback Garrett Shrader and the Syracuse offense to just 134 total yards and a field goal in the first half of play.

The script would flip in the second half however, as both offenses exploded for a combined 49 points, 42 of which came in the fourth quarter. Purdue quarterback Aidan O'Connell posted season highs in completions and yards as he finished 39-of-55 for 424 yards, three touchdowns and one interception.

A back and forth second half saw the lead change hands on five different occasions. The teams traded touchdowns until O'Connell's first career pick-six gave the Orange a 25-15 lead with 8:08 left in the game. The Boilermakers would battle right back, as O'Connell found Charlie Jones for a 55-yard bomb to cut the deficit to three before tight end Payne Durham caught his second touchdown of the day to give Purdue a 29-25 lead with just 51 seconds remaining.

Penalties against Purdue aided Syracuse on their final possession as they took five plays to go fifty yards capped off by Shrader finding wide receiver Oronde Gadsden II for a 25-yard touchdown to win the game for the Orange.

O'Connell's connection with Charlie Jones continues to drive the Boilermaker offense. Jones racked up a career-high 188 yards and added a touchdown to become just the fifth power five player to have 100 yards receiving and a touchdown in his team's first three games. Two 50-plus yard strikes from O'Connell to Jones sparked Purdue's fourth quarter comeback bid that ultimately fell short.

WEEK 3 STATS

Purdue	6	3	0	20	29
Syracuse	3	0	7	22	32

Scoring Summary

1st SYR - #91 A.Szmyt 50 yd FG	0-3
1st PUR - #45 D.Mockobee 15 yd rush (kick blocked),	6-3
2nd PUR - #24 M.Fineran 41 yd FG	9-3
3rd SYR - #80 I.Jones 3 yd pass from #6 G.Shrader (kick),	9-10
4th PUR - #87 P.Durham 11 yd pass from #16 A.O'Connell (pass failed)	15-10
4th SYR - #19 O.Gadsden II 46 yd pass from #6 G.Shrader (rush)	15-18
4th SYR - #93 C.Okechukwu 17 yd interception return (kick)	15-25
4th PUR - #15 C.Jones 55 yd pass from #16 A.O'Connell (kick)	22-25
4th PUR - #87 P.Durham 12 yd pass from #16 A.O'Connell (kick)	29-25
4th SYR - #19 O.Gadsden II 25 yd pass from #6 G.Shrader (kick)	29-32

Team Statistics	PUR	SYR
First Downs	25	23
Rushing Yards	61	125
Passing Yards	424	181
Total Offense	485	306

Top Rushing (Att-Yds-TD)

PUR Mockobee (8-22-1), Downing (10-22-0)
SYR Shrader (17-83-0), Tucker (18-42-0)

Top Passing (Cmp-Att-Yds-I-TD)

PUR O'Connell (39-55-424-1-3)
SYR Shrader (13-29-181-0-3)

Top Receiving (Rec-Yds-TD)

PUR Jones (11-188-1), Durham (9-83-2)
SYR Gadsden II (6-112-2)





WEEK 4
28 PURDUE
26 FAU
SEPT. 24, 2022
ROSS-ADE STADIUM • WEST LAFAYETTE, IND.

Behind a balanced offensive attack, the Purdue football team capped the 100th Homecoming celebration with a 28-26 win over FAU on Saturday night at Ross-Ade Stadium. The Boilermakers used a trio of defensive stops in the fourth quarter along with a four-yard touchdown pass from quarterback Austin Burton to TJ Sheffield to hold on for the two-point win.

Twice in the fourth quarter, Purdue's defense stepped in front of passes from FAU (2-3) quarterback Nkosi Perry to keep the Boilermakers (2-2) in the lead. Midway through the period, Chris Jefferson intercepted a pass at the Purdue 10-yard line and returned to the FAU 35-yard line. Jefferson's second pick of the season led to a four-yard touchdown catch by TJ Sheffield to extend the lead to 28-20.


Following FAU's touchdown with 5:21 to play that cut the Boilermaker lead to two, Cam Allen dove in front of a double-pass on the Owl's ensuing two-point conversion in the endzone to keep Purdue ahead.

The defense stopped FAU's final drive cold on fourth down with 46 seconds remaining. As Perry reached over a pile on fourth-and-one, linebacker Jacob Wahlberg punched the ball free, and Sanoussi Kane pounced on the loose ball to seal the win.

Purdue quarterback Austin Burton, starting in place of the injured Aidan O'Connell, threw for a career-high three touchdowns on 21-for-29 passing and 166 yards. The sixth-year passer worked around an interception in the third quarter to lead Purdue to a scoring drive in each quarter.

The Boilermakers finished with more rushing yards than passing for the first time since 2018 against Eastern Michigan, ending with 188 yards on the ground and 166 through the air. Running back Dylan Downing crossed the century mark for the first time in his career to end the night with 133 yards on 15 carries and a touchdown.

Downing was the first Boilermaker to rush for over 100 yards since Zander Horvath ran for 101 yards against Rutgers in 2020.



WEEK 4 STATS

Purdue	7	7	7	7	28
FAU	0	13	7	6	26

Scoring Summary

1st	PUR	- #15 C.Jones 7 yd pass from #12 A.Burton (kick)	0-7
2nd	FAU	- #38 M.Suarez 27 yd FG	3-7
2nd	FAU	- #1 L.Wester 13 yd pass from #7 N.Perry (kick)	10-7
2nd	FAU	- #38 M.Suarez 39 yd FG	13-7
2nd	PUR	- #15 C.Jones 12 yd pass from #12 A.Burton (kick)	13-14
3rd	PUR	- #38 D.Downing 2 yd rush (kick)	13-21
3rd	FAU	- #1 L.Wester 16 yd pass from #7 N.Perry (kick)	20-21
4th	PUR	- #8 T.Sheffield 4 yd pass from #12 A.Burton (kick)	20-28
4th	FAU	- #1 L.Wester 5 yd pass from #7 N.Perry (pass failed)	26-28

Team Statistics	PUR	FAU
First Downs	21	21
Rushing Yards	188	189
Passing Yards	230	166
Total Offense	354	419

Top Rushing (Att-Yds-TD)

PUR	Downing (15-113-1), Mockobee (6-37-0)
FAU	Perry (13-93-0), McCammon (15-39-0)

Top Passing (Cmp-Att-Yds-I-TD)

PUR	Burton (21-29-166-1-3)
FAU	Perry (18-30-230-1-3)

Top Receiving (Rec-Yds-TD)

PUR	Jones (9-59-2), Mockobee (4-59-0), Sheffield (2-22-1)
FAU	Wester (9-90-3)

WEEK 5
20 PURDUE
10 MINNESOTA
OCT. 1, 2022
HUNTINGTON BANK STADIUM • MINNEAPOLIS, MINN.

Purdue's defense intercepted three passes, while the offense rushed for 160 yards and two scores to pull off a 20-10 win over No. 21 Minnesota on Saturday afternoon at Huntington Bank Stadium. The Boilermakers moved to 3-2 on the year and 1-1 in Big Ten play with their first win in Minneapolis since 2007.


Purdue's defense stymied Minnesota (4-1, 1-1) all afternoon long with a trio of interceptions, seven tackles-for-loss, two sacks and six pass breakups. Safety Cam Allen delivered a pair of momentum swings with an end zone interception in the second quarter, before the game-sealing pick late in the final frame.

Facing an offense that averaged 294.5 yards rushing over its first four games, the Boilermakers were stout defensively, limiting the Golden Gophers to just 47 yards rushing. It was the first time Purdue held a team to 50 or fewer rushing yards since 2017 when Nebraska recorded 40 yards on the ground.

Linebacker Semisi Fakasiieiki led the way defensively with eight stops, including a pair behind the line. Seven different Boilermakers contributed to a tackle-for-loss. Purdue's defense allowed just three points off three giveaways on Saturday.

The Boilermakers jumped out to a 10-0 lead in the first quarter. Running back Dylan Downing pounded his way into the end zone for a two-yard touchdown to start the scoring. Mitchell Fineran later added a season-long 43-yard field goal. The defense meanwhile stood tall on Minnesota's opening four drives, forcing a three-and-out, interception by Jacob Wahlberg,

Purdue's offense found its rhythm in the fourth. Fineran put the Boilermakers back in front with a 25-yard field goal with 4:57 to play. The Boilermakers made it a 10-point gap when redshirt Devin Mockobee found the end zone with 3:13 left on a two-yard rush, following a career-long 68-yard carry.

 WEEK 5 STATS					
Purdue	10	0	0	10	20
Minnesota	0	3	7	0	10

Scoring Summary

1st	PUR	- #38 D.Downing 2 yd rush (kick)	7-0
1st	PUR	- #24 M.Fineran 43 yd FG	10-0
2nd	MINN	- #95 M.Trickett 45 yd FG	10-3
3rd	MINN	- #21 B.Williams 1 yd rush (kick)	10-10
4th	PUR	- #24 M.Fineran 25 yd FG	13-10
4th	PUR	- #45 D.Mockobee 2 yd rush (kick)	20-10

Team Statistics	PUR	MINN
First Downs	18	14
Rushing Yards	160	47
Passing Yards	199	257
Total Offense	359	304

Top Rushing (Att-Yds-TD)

PUR	Mockobee (11-112-1), Downing (10-32-1)
MINN	Williams (11-35-1), Potts (9-22-0)

Top Passing (Cmp-Att-Yds-I-TD)

PUR	O'Connell (27-40-199-2-0)
MINN	Morgan (18-33-257-3-0)

Top Receiving (Rec-Yds-TD)

PUR	Jones (6-55-0), Burks (4-35-0), Downing (4-28-0), Durham (4-21-0) Tracy Jr. (4-14-0)
MINN	Jackson (6-110-0), Williams (5-33-0), Spann-Ford (3-53-0), Brown-Stephens (3-53-0)

WEEK 6
- PURDUE
- MARYLAND
OCT. 8, 2022
SECU STADIUM • COLLEGE PARK, Md.

INSIDE THE MATCHUP

Record:	1-2
In West Lafayette:	1-0
In College Park:	0-1
Neutral:	0-1
Most points scored by Purdue:	40 (2019)
Most points scored by Maryland:	50 (2016)
Largest margin of victory by Purdue:	26 (2019)
Largest margin of victory by Maryland:	43 (2016)

LAST 3 MEETINGS

Date	Pur/Opp Rank	Result	Purdue	Opp	Location
12/29/2006	-	L	7	24	(I)
10/1/2016	-	L	7	50	A
10/12/2019	-	W	40	14	H

(I) denotes Champs Sports Bowl, Orlando, Fla.

TOP 100-YARD RUSHING GAMES VS. MARYLAND

No 100-yard rushers.

TOP 300-YARD PASSING GAMES VS. MARYLAND

420 Jack Plummer (33-41) vs. Maryland, 10/12/2019

TOP 100-YARD RECEIVING GAMES VS. MARYLAND

140 Brycen Hopkins vs. Maryland 10/12/2019 (10)

138 David Bell vs. Maryland, 10/12/2019 (9)

101 Dorian Bryant vs. Maryland, 12/29/2006 (8)


WEEK 6 STATS

Purdue	-	-	-	-	-
Maryland	-	-	-	-	-

Scoring Summary

1st	PUR	- #38 D.Downing 2 yd rush (kick)	7-0
1st	PUR	- #24 M.Fineran 43 yd FG	10-0
2nd	MINN	- #95 M.Trickett 45 yd FG	10-3
3rd	MINN	- #21 B.Williams 1 yd rush (kick)	10-10
4th	PUR	- #24 M.Fineran 25 yd FG	13-10
4th	PUR	- #45 D.Mockobee 2 yd rush (kick)	20-10

Team Statistics

	PUR	UM
First Downs		
Rushing Yards		
Passing Yards		
Total Offense		

Top Rushing (Att-Yds-TD)

PUR	-
UM	-

Top Passing (Cmp-Att-Yds-I-TD)

PUR	-
UM	-

Top Receiving (Rec-Yds-TD)

PUR	-
UM	-





GAME 6 NOTES • Purdue at Maryland

WEEK 7

- **PURDUE**
- **NEBRASKA**

OCT. 15, 2022

ROSS-ADE STADIUM • WEST LAFAYETTE, IND.

INSIDE THE MATCHUP

Record:	5-5
In West Lafayette:	3-3
In Lincoln:	2-2
Neutral:	0-0
Most points scored by Purdue:	55 (2015)
Most points scored by Lincoln:	45 (2015)
Largest margin of victory by Purdue:	28 (1958)
Largest margin of victory by Lincoln:	34 (2013)

LAST 10 MEETINGS

Date	Pur/Opp Rank	Result	Purdue	Opp	Location
9/27/1958	-	W	28	0	H
10/12/2013	-	L	7	44	H
11/1/2014	/17(13)	L	14	35	A
10/31/2015	-	W	55	45	H
10/22/2016	/8	L	14	27	A
10/28/2017	-	L	24	25	H
9/29/2018	-	W	42	28	A
11/2/2019	-	W	31	27	H
12/5/2020	-	L	27	37	H
10/30/2021	-	W	28	23	A

TOP 100-YARD RUSHING GAMES VS. NEBRASKA

No 100-yard rusher.

TOP 300-YARD PASSING GAMES VS. NEBRASKA

334 Jack Plummer (33-47) vs. Nebraska, 12/5/2020
328 David Blough (25-42) at Nebraska, 9/29/2018
309 David Blough (25-43) at Nebraska, 10/22/2016

TOP 100-YARD RECEIVING GAMES VS. NEBRASKA

146 DeAngelo Yancey vs. Nebraska, 10/12/2013 (5)
132 David Bell vs. Nebraska, 12/5/2020 (10)
117 DeAngelo Yancey vs. Nebraska, 10/31/2015 (5)

WEEK 7 STATS

Purdue	-	-	-	-	-
Nebraska	-	-	-	-	-

Scoring Summary

WEEK 8

- **PURDUE**
- **WISCONSIN**

OCT. 22, 2022

CAMP RANDALL STADIUM • MADISON, WISC.

INSIDE THE MATCHUP

Record:	29-51-8
In West Lafayette:	16-23-3
In Madison:	13-28-5
Neutral:	0-0
Most points scored by Purdue:	49 (1987)
Most points scored by Wisconsin:	62 (2011)
Largest margin of victory by Purdue:	38 (1944)
Largest margin of victory by Wisconsin:	45 (2011)

LAST 10 MEETINGS

Date	Pur/Opp Rank	Result	Purdue	Opp	Location
11/5/2011	/19	L	17	62	A
10/13/2012	/	L	14	38	H
9/21/2013	/24	L	10	41	A
11/8/2014	/25(20)	L	16	34	H
10/17/2015	/	L	7	24	A
11/19/2016	/6(7)	L	20	49	H
10/14/2017	/7	L	9	17	A
11/17/2018		L-OT	44	47	H
11/23/2019	/14(12)	L	24	45	A
10/23/2021	25/	L	13	30	H

TOP 100-YARD RUSHING GAMES VS. WISCONSIN

204 Mike Alstott (36) vs. Wisconsin, 11/4/1995
194 Edwin Watson (21) vs. Wisconsin, 11/4/1995
180 Mel Gray (26) vs. Wisconsin, 10/2/1982

TOP 300-YARD PASSING GAMES VS. WISCONSIN

494 Drew Brees (55-83) at Wisconsin, 10/10/1998
411 Kyle Orton (38-55) at Wisconsin, 10/18/2003
386 David Blough (31-48) vs. Wisconsin, 11/17/2018

TOP 100-YARD RECEIVING GAMES VS. WISCONSIN

200 Bart Burrell at Wisconsin, 9/13/1980 (13)
184 John Standeford at Wisconsin, 10/18/2003 (14)
180 Larry Burton vs. Wisconsin, 9/14/1974

WEEK 8 STATS

Purdue	-	-	-	-	-
Wisconsin	-	-	-	-	-

Scoring Summary

WEEK 9

- **PURDUE**
- **IOWA**

NOV. 5, 2022

JMA WIRELESS DOME • SYRACUSE, N.Y.

INSIDE THE MATCHUP

Record:	50-39-3
In West Lafayette:	29-17-1
In Iowa City:	21-22-2
Neutral:	0-0
Most points scored by Purdue:	58 (1980)
Most points scored by Iowa:	56 (1922)
Largest margin of victory by Purdue:	45 (1980)
Largest margin of victory by Iowa:	56 (1922)

LAST 10 MEETINGS

Date	Pur/Opp Rank	Result	Purdue	Opp	Location
11/10/2012	-	W	27	24	A
11/9/2013	-	L	14	38	H
9/27/2014	-	L	10	24	H
11/21/2015	/6(5)	L	20	40	A
10/15/2016	-	L	25	49	H
11/18/2017	-	W	24	15	A
11/3/2018	/19(16)	W	38	36	H
10/19/2019	/23	L	20	26	A
10/24/2020	-	W	24	20	H
10/16/2021	/2	W	24	7	A

TOP 100-YARD RUSHING GAMES VS. IOWA

185 Leroy Keyes (26) vs. Iowa, 10/26/1968
179 Mike Pruitt (10) vs. Iowa, 11/2/1974
164 Otis Armstrong (25) at Iowa, 10/17/1970

TOP 300-YARD PASSING GAMES VS. IOWA

458 David Blough (30-59) vs. Iowa, 10/15/2016
439 Mark Herrmann (26-34) vs. Iowa, 11/8/1980
375 Aidan O'Connell (30-40) at Iowa, 10/16/2021

TOP 100-YARD RECEIVING GAMES VS. IOWA

240 David Bell at Iowa, 10/16/2021 (11)
197 David Bell at Iowa, 10/19/2019 (13)
180 Steve Bryant vs. Iowa, 11/8/1980 (8)

WEEK 9 STATS

Purdue	-	-	-	-	-
Iowa	-	-	-	-	-

Scoring Summary

Team Statistics	PUR	NEB
First Downs		
Rushing Yards		
Passing Yards		
Total Offense		
Top Rushing (Att-Yds-TD)		
PUR -		
UNL -		
Top Passing (Cmp-Att-Yds-I-TD)		
PUR -		
UNL -		
Top Receiving (Rec-Yds-TD)		
PUR -		
UNL -		

Team Statistics	PUR	WIS
First Downs		
Rushing Yards		
Passing Yards		
Total Offense		
Top Rushing (Att-Yds-TD)		
PUR -		
UW -		
Top Passing (Cmp-Att-Yds-I-TD)		
PUR -		
UW -		
Top Receiving (Rec-Yds-TD)		
PUR -		
UW -		

Team Statistics	PUR	IOWA
First Downs		
Rushing Yards		
Passing Yards		
Total Offense		
Top Rushing (Att-Yds-TD)		
PUR -		
IOWA -		
Top Passing (Cmp-Att-Yds-I-TD)		
PUR -		
IOWA -		
Top Receiving (Rec-Yds-TD)		
PUR -		
IOWA -		





WEEK 10

- PURDUE

- ILLINOIS

NOV. 12, 2022
MEMORIAL STADIUM • CHAMPAIGN, ILL.

INSIDE THE MATCHUP	
Record:	46-45-6
In West Lafayette:	22-23-4
In Champaign:	24-22-2
Neutral:	0-0
Most points scored by Purdue:	62 (1890)
Most points scored by Illinois:	48 (2015)
Largest margin of victory by Purdue:	28 (1951)
Largest margin of victory by Illinois:	38 (2016)

LAST 10 MEETINGS					
Date	Pur/Opp Rank	Result	Purdue	Opp	Location
11/17/2012	-	W	20	17	A
11/23/2013	-	L	16	20	H
10/4/2014	-	W	38	27	A
11/7/2015	-	L	14	48	H
10/8/2016	-	W-OT	34	31	A
11/4/2017	-	W	29	10	H
10/13/2018	-	W	46	7	A
10/26/2019	-	L	6	24	H
10/31/2020	-	W	31	24	A
9/25/2021	-	W	13	9	H

TOP 100-YARD RUSHING GAMES VS. ILLINOIS	
225 Leroy Keyes (21) at Illinois, 11/4/1967	
207 Tony Butkovich (12) vs. Illinois, 10/2/1943	
177 Kendall Matthews (16) at Illinois, 10/25/1997	

TOP 300-YARD PASSING GAMES VS. ILLINOIS	
464 Jim Everett (27-47) vs. Illinois, 10/12/1985	
388 Scott Campbell (30-43) vs. Illinois, 10/22/1983	
377 David Blough (25-36) at Illinois, 10/13/2018	

TOP 100-YARD RECEIVING GAMES VS. ILLINOIS	
186 Bart Burrell at Illinois, 10/18/1980 (10)	
161 John Standeford at Illinois, 10/12/2002 (11)	
158 Rodney Carter vs. Illinois, 10/12/1985 (11)	

WEEK 10 STATS					
Purdue	-	-	-	-	-
Illinois	-	-	-	-	-
Scoring Summary					

Team Statistics	PUR	ILL
First Downs		
Rushing Yards		
Passing Yards		
Total Offense		
Top Rushing (Att-Yds-TD)		
PUR	-	
ILL	-	
Top Passing (Cmp-Att-Yds-I-TD)		
PUR	-	
ILL	-	
Top Receiving (Rec-Yds-TD)		
PUR	-	
ILL	-	

WEEK 11

- PURDUE

- NORTHWESTERN

NOV. 19, 2022
ROSS-ADE STADIUM • WEST LAFAYETTE, IND.

INSIDE THE MATCHUP	
Record:	52-33-1
In West Lafayette:	22-14
In Evanston:	28-19-1
Neutral:	2-0
Most points scored by Purdue:	56 (1998)
Most points scored by Northwestern:	48 (2008)
Largest margin of victory by Purdue:	42 (1984)
Largest margin of victory by Northwestern:	32 (1916)

LAST 10 MEETINGS					
Date	Pur/Opp Rank	Result	Purdue	Opp	Location
10/3/2009	-	L	21	27	H
10/9/2010	-	W	20	17	A
11/22/2014	-	L	14	38	H
11/14/2015	/24(20)	L	14	21	A
11/12/2016	-	L	17	45	H
11/11/2017	/(25)	L	13	23	A
8/30/2018	-	L	27	31	H
11/9/2019	-	W	24	22	A
11/14/2020	/23	L	20	27	H
11/20/2021		W	32	14	2

(2) denotes Wrigley Field, Chicago, Ill.	
TOP 100-YARD RUSHING GAMES VS. NORTHWESTERN	
233 Otis Armstrong (32) vs. Northwestern, 10/21/1972	
193 Mel Gray (25) vs. Northwestern, 10/16/1982	
190 Jimmy Smith (29) at Northwestern, 11/1/1980	

TOP 300-YARD PASSING GAMES VS. NORTHWESTERN	
431 Curtis Painter (35-49) at Northwestern, 10/14/2006	
423 Aidan O'Connell (29-39) vs. Northwestern, 11/20/2021	
405 Drew Brees (32-50) vs. Northwestern, 9/25/1999	

TOP 100-YARD RECEIVING GAMES VS. NORTHWESTERN	
186 Brian Alford at Northwestern, 11/16/1996 (7)	
184 Leroy Keyes vs. Northwestern, 10/7/1967 (6)	
153 Dorian Bryant vs. Northwestern, 10/15/2005 (16)	

WEEK 11 STATS					
Purdue	-	-	-	-	-
Northwestern	-	-	-	-	-
Scoring Summary					

Team Statistics	PUR	NU
First Downs		
Rushing Yards		
Passing Yards		
Total Offense		
Top Rushing (Att-Yds-TD)		
PUR	-	
NU	-	
Top Passing (Cmp-Att-Yds-I-TD)		
PUR	-	
NU	-	
Top Receiving (Rec-Yds-TD)		
PUR	-	
NU	-	

WEEK 12

- PURDUE

- INDIANA

NOV. 26, 2022
MEMORIAL STADIUM • BLOOMINGTON, IND.

INSIDE THE MATCHUP	
Record:	75-42-6
In West Lafayette:	39-23-4
In State College:	35-19-2
Neutral:	1-0
Most points scored by Purdue:	68 (1892)
Most points scored by Penn State:	56 (2013)
Largest margin of victory by Purdue:	68 (1892)
Largest margin of victory by Penn State:	45 (1988)

LAST 10 MEETINGS					
Date	Pur/Opp Rank	Result	Purdue	Opp	Location
11/26/2011	-	W	33	25	A
11/24/2012	-	W	56	35	H
11/30/2013	-	L	36	56	A
11/29/2014	-	L	16	23	A
11/28/2015	-	L	36	54	H
11/26/2016	-	L	24	26	A
11/25/2017	-	W	31	24	H
11/24/2018	-	W	28	21	A
11/30/2019	-	L-OT	41	44	H
11/27/2021	-	W	44	7	H

TOP 100-YARD RUSHING GAMES VS. INDIANA	
276 Otis Armstrong (32) vs. Indiana, 11/25/1972 (Purdue record)	
264 Mike Alstott (25) vs. Indiana, 11/24/1995	
217 Markell Jones (31) vs. Indiana, 11/25/2017	

TOP 300-YARD PASSING GAMES VS. INDIANA	
522 Kyle Orton (33-54) vs. Indiana, 11/20/2004	
485 Danny Etling (33-49) at Indiana, 11/30/2013	
448 Curtis Painter (38-54) vs. Indiana, 11/22/2008	

TOP 100-YARD RECEIVING GAMES VS. INDIANA	
209 Kyle Ingraham vs. Indiana, 11/20/2004 (11)	
162 Brian Alford vs. Indiana, 11/23/1996 (5)	
159 Cliff Benson vs. Indiana, 11/20/1982 (8)	

WEEK 12 STATS					
Purdue	-	-	-	-	-
Indiana	-	-	-	-	-
Scoring Summary					

Team Statistics	PUR	IU
First Downs		
Rushing Yards		
Passing Yards		
Total Offense		
Top Rushing (Att-Yds-TD)		
PUR	-	
IU	-	
Top Passing (Cmp-Att-Yds-I-TD)		
PUR	-	
IU	-	
Top Receiving (Rec-Yds-TD)		
PUR	-	
IU	-	



P GAME 6 NOTES • Purdue at Maryland



BRYCE HAMPTON **0**

Cornerback • 5-11 • 205 • R-Sr.
Las Vegas, Nev. • American Studies
Adams State • Centennial

- Transferred to Purdue ahead of the 2022 season
- Started career at Mesa CC in 2017, took 2018 off when school closed, played at Snow CC in 2019 and Adams State in 2021.

	GP	SOLO	AST	TOT	TFL	SACKS	INT	PD	FF	FR	BLK
2021*	11	36	16	52	1.0-3	1.0-3	7	9	1	0	0
2022	5	12	0	12	1-1	0-0	0	1	0	0	0
Total	16	48	16	64	2.0-4	1.0-3	7	10	1	0	0



REESE TAYLOR **1**

Defensive Back • 5-11 • 195 • 5th
Indianapolis, Ind. • Sociology
Indiana • Ben Davis

- Transitioned to defensive back at Indiana, All-Big Ten Third Team (Phil Steele) and honorable mention (coaches/media) returner in 2020
- 2017 Indiana Mr. Football
- Quarterbacked Ben Davis to an Indiana 6A title as a senior
- No. 5 prospect in Indiana by ESPN, two-time first team all-state pick
- Played quarterback with Broc Thompson, Tyrone Tracy and David Bell in Indiana Elementary Football Association

	GP	SOLO	AST	TOT	TFL	SACKS	INT	PD	FF	FR	BLK
2018*	12	7	0	7	0-0	0-0	0	0	0	0	0
2019*	11	13	0	13	1-1	0-0	1	2	0	0	0
2020*	8	25	4	29	4-24	1-13	1	7	1	0	0
2021*	9	20	5	25	3-9	1-6	0	2	0	0	0
2022	4	10	1	11	0.5-2	0-0	0	2	0	0	0
Total	44	75	10	85	8.5-36	2.0-19	2	13	1	0	0

	GP	SOLO	AST	TOT	TFL	SACKS	INT	PD	FF	FR	BLK
2018	3	66	0	28	22.0	5.5					
2019	0	0	0	0	0.0	0.0					
2020	1	21	0	21	21.0	2.6					
2021	0	0	0	0	0.0	0.0					
2022	0	0	0	0	0.0	0.0					
Total	4	87	0	28	21.8	2.2					



TYRONE TRACY JR. **3**

Wide Receiver • 6-1 • 210 • R-Sr.
Indianapolis, Ind. •
Iowa • Decatur Central

- Spent four seasons at Iowa, joined Purdue before spring camp
- Caught 66 passes for 871 yards and five touchdowns at Iowa
- 2017 Indiana Gatorade Player of the Year, three-time first team all-state
- Played youth football with Reese Taylor (QB), Broc Thompson and David Bell in Indianapolis

	GP	REC	YDS	TD	Long	REC/G	AVG/C	AVG/G
2018*	4	1	22	0	22	0.3	22	5.5
2019*	13	36	589	3	75	2.8	16.4	45.3
2020*	8	14	154	1	24	1.8	11	19.3
2021*	13	15	106	1	14	1.2	7.1	8.2
2022	5	18	101	0	19	3.6	5.6	20.2
Total	43	84	972	5	75	2.0	11.6	22.6



DEION BURKS **4**

Wide Receiver • 5-11 • 185 • R-Fr.
Belleville, Mich. • Selling & Sales
Belleville

- Made one catch as a freshman
- Three-star recruit by Rivals and 247Sports
- First team all-state as a senior, also ran track in high school

	GP	REC	YDS	TD	Long	REC/G	AVG/C	AVG/G
2021	4	1	26	0	26	0.3	26.0	6.5
2022	5	9	104	0	30	1.8	11.6	20.8
Total	9	10	130	0	30	1.1	13.0	14.4



ELIJAH CANION **5**

Wide Receiver • 6-4 • 220 • Jr.
Hollywood, Fla. • Finance
Auburn • Chaminade-Madonna

- Transferred to Purdue after seven catches in six games at Auburn

- Had three catches for 80 yards and a touchdown for Auburn in the 2021 Outback Bowl against Northwestern in collegiate debut
- Won three consecutive 3A Florida state championships
- Top 75 prospect in Florida and top 80 receiver in the nation

	GP	REC	YDS	TD	Long	REC/G	AVG/C	AVG/G
2020*	2	3	80	1	57	1.5	26.7	40.0
2021*	4	4	46	0	17	1.0	11.5	11.5
2022	1	0	0	0	0	0.0	0.0	0.0
Total	7	7	126	1	57	1.2	18.0	21.0



NIC CARAWAY **5**

Defensive End • 6-4 • 260 • Fr.
Bryan, Texas • Selling & Sales
Bryan

- Played in the 2022 Adidas All-American Bowl
- Four-start recruit and No. 22 defensive lineman by 247Sports

	GP	SOLO	AST	TOT	TFL	SACKS	INT	PD	FF	FR	BLK
2022	5	2	2	4	0-0	0-0	0	0	0	0	0



JALEN GRAHAM **6**

Linebacker/Safety • 6-3 • 220 • Sr.
Detroit, Mich. • Selling & Sales
Cass Tech

- Represented Purdue at Big Ten Media Days
- 2021 All-Big Ten honorable mention by coaches and media
- Picked off a pair of passes, returning one for a score against Nebraska in 2021, earning Big Ten Defensive Player of the Week honors
- Tied Jordan Mosely from Maryland for most pass breakups by an linebacker in the Big Ten last year with seven
- Converted to linebacker after playing quarterback in high school
- Three-star recruit, and first team all-state as a senior

	GP	SOLO	AST	TOT	TFL	SACKS	INT	PD	FF	FR	BLK
2019	11	24	13	37	2.5-4	0-0	0	1	0	0	0
2020	5	12	4	16	1-8	0-0	0	0	1	2	0
2021	13	45	19	64	4-20	1-8	2	9	1	0	0
2022	1	4	2	6	0-0	0-0	0	1	0	0	0
Total	30	85	38	123	7.5-29	1-5	2	11	2	2	0




JAMARI BROWN **7**

Cornerback • 6-3 • 200 • R-Sr.
Sunrise, Fla. • Sociology
Kentucky • Blanche Ely

- Tied for the team lead in pass breakups in 2021 with seven
- Joined Kieren Douglas to stop Tennessee's Jaylen Wright short of the goal line on fourth down in overtime of the 2021 Music City Bowl
- Thrust into the starting lineup against Notre Dame in 2021
- Played in 15 games over two seasons at Kentucky
- Ran the 100m, 200m and 4x400m for track in high school

	GP	SOLO	AST	TOT	TFL	SACKS	INT	PD	FF	FR	BLK
2018*	1	0	0	0	0	0	0	0	0	0	0
2019*	11	20	5	25	1	0	0	7	0	1	0
2020*	4	1	0	1	0	0	0	0	0	0	0
2021	13	25	7	32	1.5	1-10	0	7	2	0	0
2022	5	5	0	5	1-1	0-0	1	2	0	0	0
Total	34	51	12	63	3.5-14	1-10	1	15	2	1	0



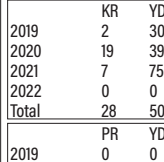
TJ SHEFFIELD **8**

Wide Receiver • 5-11 • 190 • R-Jr.
Thompson's Station, Tenn. • Selling & Sales
Independence HS

- Used as a primary kickoff and punt returner in 2020 and 2021
- Caught the game-winning touchdown against Illinois in 2021
- Four-star recruit by ESPN was a finalist for Tennessee Titans' Mr. Football
- Tabbed as the 14th prospect in Tennessee and 46th receiver in the nation
- Competed in track in the 100m, 200m, 400m, 4x400m, triple jump, long jump and high jump

• TJ stands for Taylor Jamal

	GP	REC	YDS	TD	Long	REC/G	AVG/C	AVG/G
2019	3	2	12	0	8	0.7	6.0	4.0
2020	6	2	11	0	10	0.3	5.5	1.8
2021	12	36	325	5	38	3.0	9.0	27.1
2022	5	13	136	1	18	2.6	10.5	27.2
Total	26	53	484	6	38	2.0	9.1	18.6



MERSHAWN RICE **9**

Wide Receiver • 6-3 • 210 • R-Jr.
Reynoldsburg, Ohio • Communication
Reynoldsburg

- Was in the receiver rotation in 2021 before going down with injury
- Four-star recruit by Rivals

	GP	REC	YDS	TD	Long	REC/G	AVG/C	AVG/G
2019	1	0	0	0	0	0.0	0.0	0.0
2020	1	0	0	0	0	0.0	0.0	0.0
2021	3	6	69	1	17	2.0	11.5	23.0
2022	5	5	90	0	26	1.0	18.0	18.0
Total	10	11	159	1	26	1.1	14.5	15.9



CAM ALLEN **10**

Safety • 6-1 • 200 • Sr.
Bluefield, Va. • Kinesiology
Graham

- Big Ten Defensive Player of the Week after two interceptions in the win over No. 21 Minnesota
- Preseason Third Team All-Big Ten (Phil Steele)
- Two-time All-Big Ten honorable mention
- Led the team with four interceptions in 2021, fourth in the Big Ten
- Three-star prospect, won the 2018 Class 2 Virginia State Championship
- As a quarterback in high school accounted for 61 touchdowns as a senior, third most in Virginia high school history
- Reached the Virginia Little League State Championship Game

	GP	SOLO	AST	TOT	TFL	SACKS	INT	PD	FF	FR	BLK
2019	11	26	6	32	2-4	0-0	1	4	0	0	0
2020	6	22	5	27	2-5	0-0	2	2	0	1	0
2021	13	45	21	66	1-1	0-0	4	7	0	1	0
2022	5	15	6	21	0.5-1	0-0	3	7	0	1	0
Total	35	107	38	145	6-11	0-0	10	20	0	3	0





AUSTIN BURTON 12

Quarterback • 6-4 • 210 • 6th
Newton, Mass. • M.S. Tech. Leadership
UCLA • West Orange

- Made first Purdue start against FAU, throwing for three scores
- First career start came against Oregon State on Oct. 5, 2019, when he was at UCLA (27-41, 236 yards, 1 TD)
- Waited 1,085 days between starts
- Made Purdue debut in 2021 in relief after sitting out the 2020 campaign as a transfer from UCLA. Graduated in three years from UCLA
- Sister Veronica played basketball at Northwestern, was a three-time Big Ten Defensive Player of the Year, 2022 WBCA Defensive Player of the Year and the seventh overall pick in the 2022 WNBA Draft to the Dallas Wings
- Father Steve played quarterback at Northwestern and sports reporter in Boston, mother Ginni was an All-American and Big Ten Champion swimmer at Northwestern, grandfather Ron was a consensus All-American running back for Northwestern (1959), played for the Boston Patriots and was inducted into the College Football Hall of Fame

GP	CMP	ATT	INT	YDS	TD	Long	%	AVG/P	AVG/G
2019*	6	44	64	0	365	1	30	.69	5.7
2021	7	5	7	0	44	0	11	.71	6.3
2022	2	24	32	1	199	3	28	.75	8.3
Total	15	73	103	1	608	4	30	.71	8.3

GP	Rush	YDS	TD	Long	AVG/A	AVG/G
2019*	23	100	1	16	4.3	16.7
2021	13	38	0	8	2.9	5.4
2022	10	30	0	10	3.0	15.0
Total	46	168	1	16	3.7	11.2




JAH'VON GRIGSBY 12

Safety • 5-11 • 195 • R-Fr.
Baton Rouge, La. • Communications
Scotlandville Magnet

- Three-star recruit, No. 20 player in Louisiana and No. 55 safety by 247Sports; No. 24-ranked player in Louisiana by Rivals

GP	SOLO	AST	TOT	TFL	SACKS	INT	PD	FF	FR	BLK
2022	3	0	0	0	0-0	0-0	0	0	0	0



BROC THOMPSON 13

Wide Receiver • 6-3 • 190 • Sr.
Indianapolis, Ind. • Selling & Sales
Marshall • Fork Union

- Preseason Fourth Team All-Big Ten (Athlon Sports)
- 217 receiving yards vs. Tennessee tied for fifth in Purdue history and set the Boilermaker bowl game record
- Joined Purdue in 2021 after two years at Marshall to be closer to his brother Cade who was diagnosed with cancer in 2020 (beat cancer in April of 2021)
- Wore 29 in 2021 to represent the 29 rounds of chemotherapy his brother Cade went through, switched to 13 in 2022 for the number his brother wore
- Played youth football in Indianapolis with Reese Taylor (QB), Tyrone Tracy and David Bell
- Father Ryan played nine seasons in the MLB and won a World Series with the New York Yankees; brother Trevor played basketball at Ohio State and professionally overseas

GP	REC	YDS	TD	Long	REC/G	AVG/C	AVG/G
2019*	12	19	334	0	54	1.6	27.8
2020*	4	14	228	0	40	3.5	57.0
2021	13	30	457	4	75	2.3	35.2
2022	2	3	28	0	18	1.5	14.0
Total	31	66	1,047	4	75	2.1	33.8



YANNI KARLAFTIS 14

Def. End/Linebacker • 6-3 • 235 • R-Fr.
West Lafayette, Ind. • Selling & Sales
West Lafayette

- Four-star recruit, No. 16 outside linebacker and No. 3 player in Indiana by 247Sports; No. 26 OLB and No. 2 player in Indiana by ESPN
- Older brother George was an All-American defensive end at Purdue and plays for the Kansas City Chiefs
- Father Matthew played football and threw javelin at Miami

GP	SOLO	AST	TOT	TFL	SACKS	INT	PD	FF	FR	BLK
2021	4	1	0	1	0-0	0-0	0	0	0	0
2022	3	1	1	2	0.5-1	0.5-1	0	0	0	0
Total	7	2	1	3	0.5-1	0.5-1	0	0	0	0



CHARLIE JONES 15


Wide Receiver • 6-0 • 185 • 6th
Deerfield, Ill. • Selling & Sales
Iowa • Buffalo • Deerfield

- Biletnikoff Award | Paul Hornung Award | Senior Bowl Watch List
- Preseason Second Team All-America (Walter Camp) – Kick Returner
- Preseason Fourth Team All-America (Athlon Sports) – Kick Returner
- Preseason First Team All-Big Ten (Phil Steele) – Kick Returner
- Preseason Second Team All-Big Ten (PFF)
- Stays out with O'Connell after every practice since the start of camp
- 2021 Rodgers-Dwight Big Ten Return Specialist of the Year, All-Big Ten First Team by league's coaches and media
- Finished 2021 second in the nation in kick return yards (920), 13th in kickoff return touchdowns (1), 25th in kickoff return average (25.4) and 27th in punt return average (7.7)
- Played youth football with Aidan O'Connell for the Buffalo Grove Bills

GP	REC	YDS	TD	Long	REC/G	AVG/C	AVG/G
2018*	14	18	395	3	0	1.3	28.2
2020*	8	0	0	0	0	0.0	0.0
2021*	14	21	323	3	72	1.5	23.1
2022	5	47	588	7	55	9.4	117.6
Total	40	86	1,306	13	72	2.1	31.9

GP	KR	YDS	TD	Long	AVG/R	AVG/G
2018*	17	289	0	43	17.0	8.0
2021*	25	635	1	100	25.4	37.4
2022	5	78	0	19	15.6	15.6
Total	47	1,002	1	100	21.3	25.1

GP	PR	YDS	TD	Long	AVG/R	AVG/G
2020*	21	221	1	54	10.5	6.1
2021*	38	285	0	41	7.5	7.9
2022	8	65	0	40	8.1	13.0
Total	67	571	1	54	8.5	14.3




CHRIS JEFFERSON 17

Safety • 5-11 • 195 • 5th
Euclid, Ohio • Sociology
Findlay • Benedictine

- Interception return for a touchdown against Penn State was third of his career and the sixth longest by a Boilermaker in the last 21 years
- Featured in defensive packages in 2021 with one interception
- Two-time NCAA Division II All-American
- G-MAC Defensive Player of the Year, First Team All-GMAC at Findlay in 2020
- Had 12 interceptions over three years at Findlay
- Played basketball and ran track in high school, was his high schools kicker and punter as a freshman

GP	SOLO	AST	TOT	TFL	SACKS	INT	PD	FF	FR	BLK
2018*	9	12	4	16	0	0	1	0	0	0
2019*	11	37	25	62	2-9	0	9	6	1	2
2020*	6	27	4	31	0	0	3	4	0	1
2021	12	36	11	47	2.5-8	0-0	1	4	0	0
2022	5	12	5	17	0-0	0-0	2	7	0	0
Total	43	124	49	173	4.5-17	0	16	19	1	4



O.C. BROTHERS 20

Linebacker • 6-2 • 235 • R-Jr.
Southwest Brevard County, Fla. • Sociology
Auburn • Rockledge

- Debuted for Purdue in 2021 on defense and special teams
- Transferred to Purdue after playing three games at Auburn over two years
- Ranked in the top 50 in the nation at outside linebacker; first team all-state and All-Space Coast in football, all-conference in basketball
- O.C. stands for the first two letters in his first name Octavius

GP	SOLO	AST	TOT	TFL	SACKS	INT	PD	FF	FR	BLK
2019*	2	2	0	2	1-1	0-0	0	0	0	0
2020*	1	0	1	1	0-0	0-0	0	0	0	0
2021	12	7	5	12	3.5-10	0-0	0	1	0	0
2022	5	10	2	12	0-0	0-0	0	1	0	0
Total	20	19	8	27	4.5-11	0-0	0	2	0	0



SANOUSSI KANE 21

Defensive Back • 6-0 • 205 • Jr.
Harlem, N.Y. • General Management
Blair Academy

- Saw time in 2020 and 2021 on defense and special teams
- Three-star recruit, No. 69 safety by ESPN, No. 95 by 247Sports.
- Wrestled in the 195-pound division for Blair Academy when team was ranked No. 1 in the nation
- Also played soccer and basketball

GP	SOLO	AST	TOT	TFL	SACKS	INT	PD	FF	FR	BLK
2020	6	2	1	3	0-0	0-0	0	0	0	0
2021	12	4	3	7	0.5-0	0-0	0	0	0	0
2022	5	17	7	24	1.5-1	0-0	0	1	1	1
Total	24	23	11	34	2-1	0-0	0	1	1	1



KING DOERUE 22

Running Back • 5-10 • 215 • Sr.
Amarillo, Texas • Kinesiology
Tascosa

- Named to Earl Campbell Award Watch List
- Led Purdue in rush yards and carries in 2021
- One of Purdue's primary backs since 2019
- Three-star recruit by ESPN, 247Sports and Rivals
- Enjoys playing chess in his spare time, best on the team

GP	Rush	YDS	TD	Long	AVG/A	AVG/G
2019	12	130	451	5	26	3.5
2020	4	17	64	0	16	3.8
2021	12	135	530	2	31	3.9
2022	2	18	64	3	9	3.6
Total	30	300	1112	10	31	3.7

GP	REC	YDS	TD	Long	REC/G	AVG/C	AVG/G
2019	12	20	148	2	22	1.7	12.3
2020	4	1	20	1	20	0.3	5.0
2021	12	20	156	0	46	1.7	13.0
2022	2	3	17	0	8	1.5	8.5
Total	30	44	341	3	46	1.5	11.4




CORY TRICE 23

Cornerback • 6-3 • 215 • R-Sr.
Hopkinsville, Ky. • M.S. Tech. Leadership
Christian County

- Preseason Fourth Team All-Big Ten (Athlon Sports)
- Senior Bowl Watch List
- Three-time Academic All-Big Ten, graduated
- Named No. 4 Preseason top-20 senior cornerbacks by The Athletic
- Missed final 10 games of 2021 due to injuries
- Southern Pennyrite Football Athlete and 5A-District 1 Player of the Year
- Best NBA2K player on the team

GP	SOLO	AST	TOT	TFL	SACKS	INT	PD	FF	FR	BLK
2018	3	1	0	1	0-0	0-0	0	0	0	0
2019	11	29	6	35	1-1	0-0	3	4	0	0
2020	6	27	4	31	1-1	0-0	0	2	0	0
2021	2	4	0	4	0-0	0-0	0	2	0	0
2022	5	5	1	6	1-2	0-0	0	6	0	0
Total	26	66	11	77	3-4	0-0	3	14	0	0



MITCHELL FINERAN 24


Kicker • 5-11 • 185 • 5th
Fort Valley, Ga. • M.S. Tech. Leadership
Samford • Peach County

- Named to Lou Groza Award Watch List
- Closed 2021 going 14-of-15, including a 4-for-4 performance in the Music City Bowl, capped by a 39-yard game winner in overtime
- Three-time All-SoCon honoree at Samford
- Spends off time fishing
- Top 30 kicker and five-star prospect by Kohls Kicking

GP	FG	Att	Long	Pct	Blkd	PAT-ATT	PTS
2018*	11	13	17	46	76.7	0	50-50
2019*	12	15	21	45	71.4	0	46-47
2021*	7	15	18	50	83.3	1	32-33
2021	13	24	29	49	82.7	1	40-42
2022	5	4	6	43	66.67	0	19-20
Total	47	71	91	50	78.02	2	187-192

FG-ATT	-19	20-29	30-39	40-49	50-59	60+
Career	2-2	27-30	25-34	16-22	1-3	-





KOBE LEWIS **25**

Running Back • 5-11 • 220 • R-Jr.
Americus, Ga. • Selling & Sales
Central Michigan • Americus-Sumter

- 2021 CMU Bill Boyden Leadership Award honoree
- Missed 2021 due to injury at Central Michigan, transferred summer of 2022
- Ranked 28th in the nation with 5.9 yards per carry in 2019
- Named Co-Player of the Year in Region 1-4A in Georgia
- Lettered in basketball and baseball in high school

	GP	Rush	YDS	TD	Long	AVG/A	AVG/G
2018*	12	10	37	0	7	3.7	3.1
2019*	14	182	1074	12	75	5.9	76.7
2020*	6	105	468	6	69	4.5	78.0
2022	5	19	68	0	12	3.6	13.6
Total	37	316	1,647	18	75	5.2	44.5

	REC	YDS	TD	Long	REC/G	AVG/C	AVG/G
2018*	0	0	0	0	0.0	0.0	0.0
2019*	23	164	0	33	1.6	7.1	11.7
2020*	17	106	1	18	2.8	6.2	12.7
2022	1	3	0	3	0.2	3.0	0.6
Total	41	273	1	33	1.1	6.7	7.4



JACK ANSELL **30**

Punter • 6-2 • 210 • So.
Warrnambool, Australia • Selling & Sales
Brauer College Secondary

- Has not returned to Australia since he arrived in West Lafayette in 2021
- Close with Aussie punters Adam Korsak from Rutgers and Paddy Turner from Colorado State
- Worked with ProKick Australia to learn how to punt and get recruited
- Two-time state champion in triple jump and long jump in high school

	GP	Punt	YDS	Long	AVG	TB	FC	I20	50+	BLK
2021	12	44	1683	54	38.3	0	23	13	4	0
2022	5	20	910	67	45.5	4	5	4	6	0
Total	17	64	2593	67	40.5	4	28	17	10	0



NICK ZECCHINO **31**

Long Snapper • 6-0 • 210 • 7th
Cedar Grove, N.J. • G.C. Communications
UConn • Cedar Grove

- Special Teams U Preseason Watch List
- Snapped every game for Purdue since the start of the 2019 season
- Missed 2017 and 2018 seasons dealing with ulcerative colitis, when he had several surgeries to remove his colon
- Learned how to be a long snapper from his father Nick who was a long snapper at Tennessee from 1986-88
- Recorded the first tackle of his career against Florida Atlantic (09/24/22)



JACOB WAHLBERG **37**

Linebacker • 6-4 • 235 • R-Jr.
Muskegon, Mich. • M.S.
Mona Shores

- Played on special teams and light rotational work on defense in 2021
- Picked off a pass in the 2021 Old Oaken Bucket Game
- Two-time Academic All-Big Ten honoree
- Three-star recruit, No. 25 player in Michigan

	GP	SOLO	AST	TOT	TFL	SACKS	INT	PD	FF	FR	BLK
2019	4	0	0	0	0	0	0	0	0	0	0
2021	10	5	1	6	0-0	0-0	1	1	0	0	0
2022	5	14	5	19	0-0	0-0	1	1	1	0	0
Total	19	19	6	25	0-0	0-0	2	2	1	0	0



DYLAN DOWNING **38**

Running Back • 6-0 • 220 • Jr.
Carmel, Ind. • Organizational Leadership
UNLV • Carmel

- Jumped into the running back rotation early in 2021
- Dropped about 20 pounds during the offseason through clean and healthy eating, expanded cooking skills to eliminate unhealthy intake
- Won the IHSAA Class 6A title with teammate Cole Brevard

	GP	Rush	YDS	TD	Long	AVG/A	AVG/G
2020*	2	3	8	0	6	2.7	4.0
2021	13	44	178	1	33	4.0	13.7
2022	5	50	236	3	30	4.7	47.2
Total	19	97	422	4	33	4.4	21.1

	REC	YDS	TD	Long	REC/G	AVG/C	AVG/G
2020*	2	8	0	7	1.0	4.0	4.0
2021	10	49	0	21	0.8	4.9	3.8
2022	6	49	0	15	1.2	8.2	9.8
Total	18	106	0	21	0.9	5.9	5.3



BEN FURTNEY **41**

Fullback • 6-0 • 225 • R-So.
South Elgin, Ill. • Chemical Engineering
St. Charles North

- Transitioned to fullback during preseason camp
- Mother Stacy played basketball at Minnesota from 1989-93 and holds the single-game record for 3-point attempts (17) and percentage (6-6)
- Sister Megan plays golf at Duke
- Made his first career start against Minnesota (10/1/22)



CLYDE WASHINGTON **42**

Linebacker • 6-3 • 235 • Jr.
Medford, N.J. • Law & Society
Lanape

- Appeared in all 13 games in 2021 in the defensive rotation and special teams
- Three-star prospect, No. 90 inside linebacker by 247sports,
- Wears No. 42 to honor his grandfather, Clyde, who played cornerback for Purdue from 1957-59. He was drafted in the 10th round of the 1960 NFL Draft by the Cleveland Browns and played six seasons in the league.

	GP	SOLO	AST	TOT	TFL	SACKS	INT	PD	FF	FR	BLK
2020	2	1	0	1	0-0	0-0	0	0	0	0	0
2021	13	3	3	6	0	0	0	0	0	0	0
2022	4	5	2	7	0-0	0-0	0	0	0	0	0
Total	19	9	5	14	0-0	0-0	0	0	0	0	0



KIEREN DOUGLAS **43**

Linebacker • 6-2 • 235 • 6th
Pickerington, Ohio • M.S. Tech. Leadership
Army • Pickerington Central

- Finished third on the team in total tackles in 2021
- Joined Jamari Brown to stop Tennessee's Jaylen Wright short of the goal line on fourth down in overtime of the 2021 Music City Bowl
- Transferred to Purdue after a year at Army. Started as a walk-on scout team player, progressed to special teams then became a starter in 2021

	GP	SOLO	AST	TOT	TFL	SACKS	INT	PD	FF	FR	BLK
2019	8	0	2	2	0-0	0-0	0	0	0	0	0
2020	6	12	1	13	2-7	0-0	0	0	0	0	0
2021	13	40	27	67	3-5	0-0	1	2	0	0	0
2022	5	12	5	17	1.5-6	1-5	0	0	0	0	0
Total	32	64	35	99	6.5-18	1-5	1	2	0	0	0




KYDRAN JENKINS **44**

Linebacker • 6-1 • 270 • Jr.
Louisville, Ga. • Retail Management
Jefferson County

- Preseason Fourth Team All-Big Ten (Athlon Sports)
- Jumped into starting lineup in 2021, finished third on team in tackles-for-loss
- Three-star recruit, No. 32 inside linebacker by ESPN
- Played soccer, basketball and track growing up
- Pronounced KAY-dran

	GP	SOLO	AST	TOT	TFL	SACKS	INT	PD	FF	FR	BLK
2020	1	0	0	0	0.0-0	0-0	0	0	0	0	0
2021	12	25	10	35	8-47	5-41	0	1	0	0	0
2022	5	7	2	9	4.5-14	2.5-7	0	1	1	0	0
Total	19	32	12	44	12.5-61.75	48	0	2	1	0	0



DEVIN MOCKOBEE **45**

Running Back • 6-0 • 195 • R-Fr.
Boonville, Ind. • Undecided
Boonville

- Walk-on running back, had a great spring and camp to impress staff
- Two-star recruit with over 3,500 rushing yards at Boonville
- Won the Indiana state long jump and finished second in the 110m hurdles

	GP	Rush	YDS	TD	Long	AVG/A	AVG/G
2022	4	37	249	3	68	6.7	62.3
Total	4	37	249	3	68	6.7	62.3

	REC	YDS	TD	Long	REC/G	AVG/C	AVG/G
2022	8	72	0	28	2.0	9.0	18.0
Total	8	72	0	28	2.0	9.0	18.0




SCOTTY HUMPICH **46**

Linebacker • 6-4 • 260 • R-Sr.
Louisville, Ky. • Sociology
Murray State • Eastern

- Senior Bowl Watch List
- Spent four seasons at Murray State and will have two years of eligibility
- Tabbed All-Ohio Valley Conference First Team in 2020
- Brother Pierce plays football at New Mexico State
- Pronounced hum-PICK

	GP	SOLO	AST	TOT	TFL	SACKS	INT	PD	FF	FR	BLK
2018*	7	2	2	4	0-0	0-0	0	0	0	0	0
2019*	12	24	22	46	8.5-29	3-7	0	0	1	1	0
2020*	3	11	13	24	4.5-14	2-10	0	1	0	0	0
2021*	5	6	1	7	3-15	2-14	0	0	0	0	0
2022	5	9	5	14	1.5-6	1-6	0	0	0	0	0
Total	36	52	43	95	17.5-64	8-37	0	1	1	1	0



GUS HARTWIG **53**

Center • 6-5 • 310 • Junior
Zionsville, Ind. • Finance
Zionsville

- Named to Rimington Award Watch List
- Preseason All-Big Ten - Second (Phil Steele), Fourth (Athlon)
- Enters third year as the starting center
- Twice All-Big Ten honorable mention
- Was the first true freshman to start on Purdue's offensive line since 2008
- Played basketball in high school for his first two years



BRANSON DEEN **58**

Defensive Line • 6-2 • 285 • R-Sr.
Indianapolis, Ind. • Industrial Engineering
Lawrence Central

- Preseason Second Team All-Big Ten (Athlon), Third (PFF), Fourth (Steele)
- Preseason Third Team All-Big Ten (PFF)
- Preseason Fourth Team All-Big Ten (Phil Steele)
- All-Big Ten honorable mention in 2021
- Was second on the team with 9.5 tackles-for-loss in 2021

	GP	SOLO	AST	TOT	TFL	SACKS	INT	PD	FF	FR	BLK
2019	9	7	1	8	0-0	0-0	0	1	0	0	0
2020	6	9	3	12	2-5	1-3	0	0	0	0	0
2021	11	14	12	26	9.5-34	4-26	0	0	1	0	0
2022	5	7	7	14	1.5-10	1.5-10	0	0	0	0	0
Total	32	37	23	60	13-43	6.5-34	0	1	1	0	0






MARCUS MBOW **63**

Offensive Line • 6-5 • 305 • R-Fr.
Wauwatosa, Wis. • Undecided
Wauwatosa East

- Moved into starting spot during the spring and fall camp
- Saw action against UConn, Nebraska, Indiana and Tennessee in 2021
- Was a late flip to Purdue in the recruiting process in 2020
- Three-star recruit and No. 7 recruit in Wisconsin by Rivals and 247Sports
- Pronounced like bow and arrow, silent m



MAHAMANE MOUSSA **64**

Offensive Line • 6-4 • 295 • R-Fr.
Indianapolis, Ind. • Undecided
Pike

- Saw action in 2021 against UConn, Notre Dame, Nebraska, Tennessee
- Added 20 pounds since arriving on campus
- Threw shot put and discus in high school
- Pronounced like mah-ham-men



CAM CRAIG **65**

Offensive Line • 6-5 • 310 • R-Jr.
Dublin, Ohio • Selling & Sales
Jerome

- Missed 2020 with ankle injury and rotated into the line during 2021
- Three-star prospect by Rivals, ESPN, 247Sports - all-state as a senior



SIONE FINAU **72**

Offensive Line • 6-3 • 305 • Senior
Keller, Texas • Selling & Sales
FIU • Central

- Named to the Polynesian Football Player of the Year Watch List
- Transferred to Purdue after playing two seasons at FIU
- Tabbed Conference USA All-Freshman in 2019



DANIEL JOHNSON **73**

Offensive Line • 6-5 • 305 • R-Sr.
London, Ontario • M.S. Leadership Tech.
Kent State • Catholic Central

- Transferred to Purdue after four years at Kent State, played 13 games
- Ranked No. 9 Canadian football prospect



ERIC MILLER **74**

Offensive Line • 6-7 • 305 • R-Sr.
Mason, Ohio • General Management
William Mason

- Versatile lineman has played left and right tackle
- Three-time Academic All-Big Ten
- Teammates claim he is the best baker on the team, best dancer at Aidan O'Connell's wedding
- Played basketball in high school



SPENCER HOLSTEGE **75**

Offensive Line • 6-5 • 310 • R-Jr.
Grand Rapids, Mich. • M.B.A.
South Christian

- Preseason Second Team All-Big Ten (PFF), Third (Steele), Fourth (Athlon)
- Graduated in the spring and is pursuing an M.B.A.
- Only active Purdue lineman with a reception in his career
- Second in active offensive starts behind Payne Durham
- Three-star prospect by 247Sports, ESPN and Rivals
- First-team All-State by the Detroit Free Press



PAYNE DURHAM **87**

Tight End • 6-6 • 255 • R-Sr.
Suwanee, Ga. • M.S. Tech. Leadership
Suwanee

- Mackey Award | Senior Bowl Watch Lists
- Preseason Second Team All-Big Ten (Athlon Sports, Phil Steele)
- All-Big Ten honorable mention by coaches and media in 2021
- Tiptoeed down the sideline, shedding multiple tackles, for a 62-yard score in the Music City Bowl
- In third year as the primary tight end after setting career highs in 2021
- Played four years of high school lacrosse and one year of football

	GP	REC	YDS	TD	Long	REC/G	AVG/C	AVG/G
2018	2	0	0	0	0	0.0	0.0	0.0
2019	12	9	82	4	26	0.8	9.1	6.8
2020	6	16	166	3	29	2.7	10.4	27.7
2021	12	45	467	6	62	3.8	10.4	38.9
2022	5	21	171	2	23	4.2	8.1	34.2
Total	37	91	886	15	62	2.5	9.7	23.9



PAUL PIFERI **89**

Tight End • 6-5 • 240 • R-Jr.
Villa Park, Calif. • Mechanical Engineering
Villa Park

- Transitioned to tight end for the 2020 season, seeing rotational snaps on offense and playing on most special team units
- Three-star quarterback by 247Sports, Rivals, ESPN
- Lettered in baseball, basketball and track, competing in the 4x100m, 100m, 300h, long jump, triple jump, hammer throw and shot put
- Spends time outside football on a longboard surfboard, jet ski and snowboarding in the Colorado mountains

	GP	REC	YDS	TD	Long	REC/G	AVG/C	AVG/G
2020	3	0	0	0	0	0.0	0.0	0.0
2021	5	5	61	1	24	1.0	12.2	12.2
2022	5	4	52	1	26	0.8	13.0	10.4
Total	13	9	113	2	26	0.7	12.6	8.7



LAWRENCE JOHNSON **90**

Defensive Tackle • 6-3 • 310 • R-Sr.
Fort Wayne, Ind. • Law & Society
Snider

- Three-time Academic All-Big Ten
- Coming off surgery during the offseason
- Started all 13 games with 4.5 tackles-for-loss in 2021
- Three-star recruit and No. 14 player in Indiana by Rivals

	GP	SOLO	AST	TOT	TFL	SACKS	INT	PD	FF	FR	BLK
2018	2	0	0	0	0	0.0-0	0	0	0	0	0
2019	12	9	12	21	0.5-0	0-0	0	0	0	0	0
2020	6	1	3	4	0-0	0-0	0	0	0	0	0
2021	13	23	11	34	4.5-11	1.0-7	0	0	0	0	0
2022	5	6	5	11	0-0	0-0	0	0	0	0	0
Total	37	39	31	70	5-11	1-7	0	0	0	0	0



COLE BREVARD **91**

Defensive Tackle • 6-3 • 315 • R-So.
Carmel, Ind. • Penn State
Carmel

- Saw the field in one game over two years at Penn State
- Four-star prospect, top 200 nationally, No. 3 recruit in Indiana by 247Sports
- Won the IHSAA Class 6A title with teammate Dylan Downing
- Competed in lacrosse, wrestling and track & field growing up
- Avid Star Wars fan, along with Aidan O'Connell

	GP	SOLO	AST	TOT	TFL	SACKS	INT	PD	FF	FR	BLK
2021*	1	0	0	0	0-0	0-0	0	0	0	0	0
2022	5	1	1	2	0-0	0-0	0	0	0	0	0
Total	6	1	1	2	0-0	0-0	0	0	0	0	0



MO OMONODE **92**

Defensive Tackle • 6-0 • 285 • Fr.
West Lafayette, Ind. • Kinesiology
West Lafayette

- Three-star prospect, No. 19 player in Indiana per Rivals
- Three-time all-state honoree
- Was the state runner-up in wrestling in 2021 in the heavyweight division

	GP	SOLO	AST	TOT	TFL	SACKS	INT	PD	FF	FR	BLK
2022	4	3	1	4	0-0	0-0	0	0	0	0	0
Total	4	3	1	4	0-0	0-0	0	0	0	0	0



PRINCE JAMES BOYD, JR. **93**

Defensive Tackle • 6-1 • 290 • R-Jr.
New Haven, Conn. • Selling & Sales
Independence CC • Milford Academy

- Had a fumble recovery in the Music City Bowl against Tennessee
- Named Prince James, after his father King James.

	GP	SOLO	AST	TOT	TFL	SACKS	INT	PD	FF	FR	BLK
2021	6	2	3	5	0-0	0-0	0	0	0	1	0
2022	4	5	5	10	2-4	0-0	0	0	0	0	0
Total	10	7	8	15	2-4	0-0	0	0	0	1	0



KHORDAE SYDNOR **96**

Defensive End • 6-4 • 275 • R-Fr.
New Rochelle, N.Y. • Undecided
Iona Prep

- Three-star recruit, No. 5 in New York and No. 86 at position by 247Sports
- Was a finalist for the "Together We Make Football" competition by the NFL in 2013. Father, Tracey, helped make a video that showed how football helped shape Khordae's life.
- The video impressed NFL Commissioner Roger Goodell and earned an invite to Super Bowl XLVIII at Met-Life Stadium
- Pronounced CORE-day

	GP	SOLO	AST	TOT	TFL	SACKS	INT	PD	FF	FR	BLK
2021	2	0	0	0	0-0	0-0	0	0	0	0	0
2022	4	5	1	6	2-7	1-4	0	0	0	0	0
Total	6	5	1	6	1-4	1-4	0	0	0	0	0



SEMISI FAKASIEIKI **97**

Linebacker • 6-2 • 230 • 7th.
Compton, Calif. • Organizational Leadership
Dominguez

- Named to the Polynesian Football Player of the Year Watch List
- Coming off injury that saw him miss all of 2021
- One of two seventh-year players on the team (Nick Zecchino)
- Pronounced sah-EE-see fah-ka-SEE-yek-ee

	GP	SOLO	AST	TOT	TFL	SACKS	INT	PD	FF	FR	BLK
2018	12	4	4	8	1-1	0-0	0	0	0	0	0
2019	11	23	15	38	2.5-8	1-5	0	0	0	0	0
2020	5	4	2	6	1-1	0-0	0	0	0	0	0
2022	3	9	4	13	2-4	0-0	0	0	0	0	0
Total	31	40	25	65	6.5-14	1-5	0	0	0	0	0



JACK SULLIVAN **99**

Defensive End • 6-5 • 275 • R-Sr.
Plainfield, Ill. • Professional Flight Mgmt.
Plainfield

- Worked in the defensive line rotation over the last two years with five starts
- Three-time Academic All-Big Ten honoree
- Logged more than 250 flight hours as a student at Purdue
- Certified to fly any twin-engine piston airplane

	GP	SOLO	AST	TOT	TFL	SACKS	INT	PD	FF	FR	BLK
2019	12	4	9	13	0-0	0-0	0	5	0	0	0
2020	6	11	1	12	2-9	1-6	0	0	0	0	0
2021	13	13	9	22	3-24	1.5-13	0	1	0	0	0
2022	5	9	4	13	1.5-11	1-8	0	1	0	0	0
Total	37	37	23	60	8-44	4.5-33	0	7	0	0	0



Team Statistics

	PURDUE	OPP
Scoring	164	103
Points per game	32.8	20.6
Points Off Turnovers	28	24
First Downs	118	89
Rushing	43	27
Passing	62	47
Penalty	13	15
Rushing Yardage	702	493
Yards gained rushing	771	567
Yards lost rushing	69	74
Rushing attempts	151	171
Average per rush	4.6	2.9
Average per game	140.4	98.6
TDs Rushing	9	2
Passing Yardage	1443	1070
Comp-Att-Int	143-216-4	80-154-7
Average per pass	6.7	6.9
Average per catch	10.1	13.4
Average per game	288.6	214.0
TDs Passing	11	10
Total offense	2145	1563
Total plays	367	325
Average per play	5.8	4.8
Average per game	429.0	312.6
Kick returns: #-Yards	9-178	6-122
Punt returns: #-Yards	10-87	9-69
Int returns: #-Yards	7-237	4-30
Kick return average	19.8	20.3
Punt return average	8.7	7.7
Int return average	33.9	7.5
Fumbles-Lost	5-4	7-2
Penalties-Yards	34-353	27-275
Average per game	70.6	55.0
Punts-Yards	21-951	32-1370
Average per punt	45.3	42.8
Net punt average	38.2	38.8
Kickoffs-Yards	31-1902	22-1362
Average per kick	61.4	61.9
Net kick average	39.6	39.0
Time of possession / game	31:15	28:43
3rd-down conversion	31/74	20/71
3rd-down pct	42%	28%
4rd-down conversion	5/9	3/7



	PURDUE	OPP
4rd-down pct	56%	43%
Sacks by-Yards	9-43	6-32
Misc Yards	0	0
Touchdowns scored	22	13
Field goals - attempts	4-6	4-6
On-Side kicks	0-0	0-0
Red-zone scores	(19-20) 95%	(9-14) 64%
Red-zone touchdowns	(17-20) 85%	(8-14) 57%
PAT-attempts	(20-21) 95%	(11-11) 100%
2-point conversion-attempts	(0-1) 0%	(1-2) 50%
Attendance	166120	84231
Games / Avg per game	3/55373	2/42116
Neutral site games	-	0/0

Score by Periods

Team	1st	2nd	3rd	4th	OT	TOT
Purdue	47	31	35	51	0	164
Opponents	3	37	21	42	0	103



Rushing

Player	gp	att	gain	loss	net	avg	td	lg	avg/g
Dylan Downing	5	50	239	3	236	4.7	3	30	47.2
Devin Mockobee	4	37	258	9	249	6.7	3	68	62.3
Kobe Lewis	5	19	76	8	68	3.6	0	12	13.6
King Doerue	2	18	68	4	64	3.6	3	9	32.0
Austin Burton	2	10	43	13	30	3.0	0	10	15.0
Aidan O'Connell	4	7	20	20	0	0.0	0	9	0.0
Tyrone Tracy Jr.	5	4	47	0	47	11.8	0	17	9.4
TJ Sheffield	5	2	7	6	1	0.5	0	7	0.2
Michael Alaimo	2	2	13	0	13	6.5	0	7	6.5
Team	5	2	0	6	-6	-3.0	0	0	-1.2
Total	5	151	771	69	702	4.6	9	68	140.4
Opponents	5	171	567	74	493	2.9	2	21	98.6

Passing

Player	gp	effic	comp-att-int	pct	yds	td	lg	avg/g
Aidan O'Connell	4	134.5	113-174-3	64.9	1199	8	55	299.8
Austin Burton	2	151.9	24-32-1	75.0	199	3	28	99.5
Michael Alaimo	2	115.8	5-7-0	71.4	37	0	19	18.5
Brady Allen	1	55.7	1-3-0	33.3	8	0	8	8.0
Total	5	135.4	143-216-4	66.2	1443	11	55	288.6
Opponents	5	122.6	80-154-7	51.9	1070	10	67	214.0

Receiving

Player	gp	no.	yds	avg	td	lg	avg/g
Charlie Jones	5	47	588	12.5	7	55	117.6
Payne Durham	5	21	171	8.1	2	23	34.2
Tyrone Tracy Jr.	5	18	101	5.6	0	19	20.2
TJ Sheffield	5	13	136	10.5	1	18	27.2
Deion Burks	5	9	104	11.6	0	30	20.8
Devin Mockobee	4	8	72	9.0	0	28	18.0
Dylan Downing	5	6	49	8.2	0	15	9.8
Mershawn Rice	5	5	90	18.0	0	26	18.0
Paul Piferi	5	4	52	13.0	1	26	10.4
Broc Thompson	2	3	28	9.3	0	18	14.0
King Doerue	2	3	17	5.7	0	8	8.5
Preston Terrell	5	2	12	6.0	0	6	2.4
Kobe Lewis	5	1	3	3.0	0	3	0.6
Alex Maxwell	5	1	8	8.0	0	8	1.6
Collin Sullivan	2	1	6	6.0	0	6	3.0
Drew Biber	2	1	6	6.0	0	6	3.0
Total	5	143	1443	10.1	11	55	288.6
Opponents	5	80	1070	13.4	10	67	214.0

Punt Returns

Player	no.	yds	avg	td	lg
Charlie Jones	8	65	8.1	0	40
Reese Taylor	1	22	22.0	0	22
Andrew Sowinski	1	0	0.0	0	0
Total	10	87	8.7	0	40
Opponents	9	69	7.7	0	24

Interceptions

Player	no.	yds	avg	td	lg
Cam Allen	3	107	35.7	1	65
Chris Jefferson	2	127	63.5	1	72
Jamari Brown	1	2	2.0	0	2
Jacob Wahlberg	1	1	1.0	0	1
Total	7	237	33.9	2	72
Opponents	4	30	7.5	1	17

Kick Returns

Player	no.	yds	avg	td	lg
Charlie Jones	5	78	15.6	0	19
Deion Burks	4	100	25.0	0	37
Total	9	178	19.8	0	37
Opponents	6	122	20.3	0	27

Fumble Returns

Player	no.	yds	avg	td	lg
Cam Allen	1	0	0.0	0	0
Sanoussi Kane	1	29	29.0	0	29
Total	2	29	14.5	0	29
Opponents	4	0	0.0	0	0



Scoring

Player			PAT							
	td	fg	kick	rush	rcv	pass	dxp	saf	pts	
Charlie Jones	7	-	-	-	-	-	-	-	-	42
Mitchell Fineran	-	4-6	19-20	-	-	-	-	-	-	31
King Doerue	3	-	-	-	-	-	-	-	-	18
Dylan Downing	3	-	-	-	-	-	-	-	-	18
Devin Mockobee	3	-	-	-	-	-	-	-	-	18
Payne Durham	2	-	-	-	-	-	-	-	-	12
Chris Jefferson	1	-	-	-	-	-	-	-	-	6
Cam Allen	1	-	-	-	-	-	-	-	-	6
Paul Piferi	1	-	-	-	-	-	-	-	-	6
TJ Sheffield	1	-	-	-	-	-	-	-	-	6
Caleb Krockover	-	-	1-1	-	-	-	-	-	-	1
Total	22	4-6	20-21	0	0	0	0	0	0	164
Opponents	13	4-6	11-11	1	0	0	0	0	0	103

Field Goals

Player	fg	pct.	01-19	20-29	30-39	40-49	50-99	lg	blk
Mitchell Fineran	4-6	66.7	0-0	1-1	1-1	2-4	0-0	43	0
Opponents	4-6	66.7	0-0	1-2	1-1	1-2	1-1	50	0

FG Sequence

Team Name	Purdue	Opponents
Penn St.	(36)	
Syracuse	(41),41	(50),41
Fla. Atlantic	47	(27),(39)
Minnesota	(43),(25)	28,(45)

Numbers in (parentheses) indicate field goal was made

All Purpose

Player	g	rush	rcv	pr	kr	ir	total	avg/g
Charlie Jones	5	0	588	65	78	0	731	146.2
Devin Mockobee	4	249	72	0	0	0	321	80.3
Dylan Downing	5	236	49	0	0	0	285	57.0
Deion Burks	5	0	104	0	100	0	204	40.8
Payne Durham	5	0	171	0	0	0	171	34.2
Tyrone Tracy Jr.	5	47	101	0	0	0	148	29.6
TJ Sheffield	5	1	136	0	0	0	137	27.4
Chris Jefferson	5	0	0	0	0	127	127	25.4
Cam Allen	5	0	0	0	0	107	107	21.4
Mershawn Rice	5	0	90	0	0	0	90	18.0
King Doerue	2	64	17	0	0	0	81	40.5
Kobe Lewis	5	68	3	0	0	0	71	14.2
Paul Piferi	5	0	52	0	0	0	52	10.4
Austin Burton	2	30	0	0	0	0	30	15.0
Broc Thompson	2	0	28	0	0	0	28	14.0
Reese Taylor	4	0	0	22	0	0	22	5.5
Michael Alaimo	2	13	0	0	0	0	13	6.5
Preston Terrell	5	0	12	0	0	0	12	2.4
Alex Maxwell	5	0	8	0	0	0	8	1.6
Collin Sullivan	2	0	6	0	0	0	6	3.0
Drew Biber	2	0	6	0	0	0	6	3.0
Jamari Brown	5	0	0	0	0	2	2	0.4
Jacob Wahlberg	5	0	0	0	0	1	1	0.2
Team	5	-6	0	0	0	0	-6	-1.2
Total	5	702	1443	87	178	237	2647	529.4
Opponents	5	493	1070	69	122	30	1784	356.8

Total Offense

Player	g	plays	rush	pass	total	avg/g
Aidan O'Connell	4	181	0	1199	1199	299.8
Devin Mockobee	4	37	249	0	249	62.3
Dylan Downing	5	50	236	0	236	47.2
Austin Burton	2	42	30	199	229	114.5
Kobe Lewis	5	19	68	0	68	13.6
King Doerue	2	18	64	0	64	32.0
Michael Alaimo	2	9	13	37	50	25.0
Tyrone Tracy Jr.	5	4	47	0	47	9.4
Brady Allen	1	3	0	8	8	8.0
TJ Sheffield	5	2	1	0	1	0.2
Team	5	0	-6	0	-6	-1.2
Total	5	367	702	1443	2145	429.0
Opponents	5	325	493	1070	1563	312.6

Punting

Player	no.	yds	avg	lg	tb	fc	i20	50+	blk
Jack Ansell	20	910	45.5	67	4	5	4	6	0
Brendan Cropsey	1	41	41.0	41	0	1	0	0	0
Total	21	951	45.3	67	4	6	4	6	0
Opponents	32	1370	42.8	58	2	15	8	6	0

Kickoffs

Player	no.	yds	avg	tb	ob	retn	net	ydl
Chris Van Eekeren	24	1518	63.3	17	1			
Ben Freehill	5	254	50.8	0	1			
Julio Macias	2	130	65.0	0	0			
Total	31	1902	61.4	17	2	6	39.6	25
Opponents	22	1362	61.9	13	0	9	39	25



Team Defense

##	Player	gp	Tackles				Sacks	Pass defense			Fumbles		blkd	
			ua	a	tot	tfl/yds	no-yds	int-yds	brup	qbh	fr-yds	ff	kick	saf
21	Sanoussi Kane	5	17	7	24	1.5-1	.	.	1	.	1-29	1	.	.
10	Cam Allen	5	15	6	21	0.5-1	.	3-107	4	.	1-0	.	.	.
37	Jacob Wahlberg	5	14	5	19	.	.	1-1	.	.	.	1	.	.
43	Kieren Douglas	5	12	5	17	1.5-6	1-5
17	Chris Jefferson	5	12	5	17	.	.	2-127	5	1
46	Scotty Humpich	5	9	5	14	1.5-6	1-6	.	.	2
58	Branson Deen	5	7	7	14	1.5-10	1.5-10	.	.	3
99	Jack Sullivan	5	9	4	13	1.5-11	1-8	.	1	1
97	Semisi Fakasiieiki	3	9	4	13	2-4
20	O.C. Brothers	5	10	2	12	.	.	.	1	1
0	Bryce Hampton	5	12	.	12	1-1	.	.	1
1	Reese Taylor	4	10	1	11	0.5-2	.	.	2
90	Lawrence Johnson	5	6	5	11	1
93	Prince Boyd Jr.	4	5	5	10	2-4	.	.	.	1
96	Khordae Sydnor	5	7	2	9	2-7	1-4
44	Kydran Jenkins	5	7	2	9	4.5-14	2.5-7	.	1	6	.	1	.	.
42	Clyde Washington	4	5	2	7
6	Jalen Graham	1	4	2	6	.	.	.	1
23	Cory Trice	5	5	1	6	1-2	.	.	6
7	Jamari Brown	5	5	.	5	1-1	.	1-2	1
92	Mo Omonode	4	3	1	4
50	Sulaiman Kpaka	3	2	2	4	0.5-2	0.5-2	.	.	1
5	Nic Caraway	5	2	2	4	1
54	Ben Kreul	5	2	1	3
91	Cole Brevard	5	1	1	2
28	Ryan Brandt	5	2	.	2
3	Tyrone Tracy Jr.	5	2	.	2
4	Deion Burks	5	2	.	2
14	Yanni Karlaftis	3	1	1	2	0.5-1	0.5-1
31	Nick Zecchino	5	1	.	1
77	DJ Washington	5	1	.	1
98	Greg Hudgins III	2	.	1	1
40	Hudson Miller	1	1	.	1
35	Antonio Stevens	4	.	1	1
Totals		5	200	80	280	23-73	9-43	7-237	24	18	2-29	3	0	0
Opponents		5	227	106	333	15-60	6-32	4-30	30	12	4-0	3	1	0



#	Player	GP-GS	PSU	INS	SU	FAU	MINN
0	Bryce Hampton	5/0	XXX	XXX	XXX	XXX	XXX
00	Jaxon Mull	0/0
1	Reese Taylor	4/4	START	START	START	...	START
1	Michael Alaimo	2/0	...	XXX	...	XXX	...
2	Abdur-Rahmaan Yaseen	0/0
3	Tyrone Tracy Jr.	5/2	XXX	START	XXX	START	XXX
4	Deion Burks	5/0	XXX	XXX	XXX	XXX	XXX
5	Elijah Canion	1/0	XXX
5	Nic Caraway	5/0	XXX	XXX	XXX	XXX	XXX
6	Jalen Graham	1/1	START
6	Curtis Deville Jr.	0/0
7	Jamari Brown	5/1	XXX	XXX	XXX	START	XXX
8	TJ Sheffield	5/4	START	XXX	START	START	START
9	Mershaw Rice	5/1	XXX	XXX	START	XXX	XXX
9	Joe Strickland	0/0
10	Cam Allen	5/5	START	START	START	START	START
11	Jack Albers	5/0	XXX	XXX	XXX	XXX	XXX
11	Tee Denson	0/0
12	Austin Burton	2/1	...	XXX	...	START	...
12	Jah'von Grigsby	3/0	XXX	XXX	XXX
13	Broc Thompson	2/2	START	START
14	Yanni Karlaftis	3/0	...	XXX	XXX	XXX	...
15	Charlie Jones	5/5	START	START	START	START	START
16	Aidan O'Connell	4/4	START	START	START	...	START
17	Chris Jefferson	5/5	START	START	START	START	START
17	Christian Gelov	0/0
18	Brady Allen	1/0	...	XXX
19	Jordan Buchanan	0/0
20	O.C. Brothers	5/5	START	START	START	START	START
20	Kyle Adams	0/0
21	Sanoussi Kane	5/4	XXX	START	START	START	START
22	King Doerue	2/2	START	START
23	Cory Trice	5/5	START	START	START	START	START
24	Mitchell Fineran	5/0	XXX	XXX	XXX	XXX	XXX
24	Cam Childers	1/0	...	XXX
25	Kobe Lewis	5/0	XXX	XXX	XXX	XXX	XXX
26	Brandon Calloway	2/0	...	XXX	...	XXX	...
27	Trey Firestone	0/0
28	Ryan Brandt	5/0	XXX	XXX	XXX	XXX	XXX
29	Andrew Sowinski	3/0	...	XXX	XXX	...	XXX
29	Kentrell Marks	0/0
30	Jack Ansell	5/0	XXX	XXX	XXX	XXX	XXX
31	Nick Zecchino	5/0	XXX	XXX	XXX	XXX	XXX
32	Joseph Jefferson II	1/0	...	XXX
33	Xander Pratt	0/0
33	Charlie Kenrich	1/0	...	XXX
34	Damarjhe Lewis	0/0
34	Ben Van Noord	1/0	...	XXX
35	Antonio Stevens	4/0	...	XXX	XXX	XXX	XXX
35	Hayden Parise	0/0
36	Roman Pitre	0/0
37	Jacob Wahlberg	5/0	XXX	XXX	XXX	XXX	XXX
37	Caleb Lahey	0/0
38	Dylan Downing	5/3	XXX	XXX	START	START	START
39	Ben Freehill	1/0	XXX
39	Will Chapman	0/0
40	Hudson Miller	1/0	...	XXX
41	Ben Furtney	5/1	XXX	XXX	XXX	XXX	START
41	Caleb Krockover	1/0	...	XXX
42	Clyde Washington	4/0	XXX	XXX	XXX	...	XXX



##	Player	GP-GS	PSU	INS	SU	FAU	MINN
43	Kieren Douglas	5/5	START	START	START	START	START
44	Kydran Jenkins	5/5	START	START	START	START	START
45	Devin Mockobee	4/0	...	XXX	XXX	XXX	XXX
45	Julio Macias	1/0	...	XXX
46	Scotty Humpich	5/0	XXX	XXX	XXX	XXX	XXX
47	Brendan Cropsey	1/0	...	XXX
47	Domanick Moon	0/0
48	Tristan Cox	0/0
49	Farrell Henderson III	0/0
50	Sulaiman Kpaka	3/0	...	XXX	...	XXX	XXX
51	Nick Taylor	1/0	...	XXX
52	Zac Tuinei	5/0	XXX	XXX	XXX	XXX	XXX
53	Gus Hartwig	5/5	START	START	START	START	START
54	Ben Kreul	5/0	XXX	XXX	XXX	XXX	XXX
54	Josh Kaltenberger	5/0	XXX	XXX	XXX	XXX	XXX
55	Malachi Preciado	1/0	...	XXX
56	Jayden Scruggs	0/0
57	Chris Van Eekeren	5/0	XXX	XXX	XXX	XXX	XXX
58	Branson Deen	5/4	START	XXX	START	START	START
59	Vince Carpenter	1/0	...	XXX
61	Aaron Roberts	1/0	...	XXX
62	Ben Kuhns	1/0	...	XXX
63	Marcus Mbow	5/5	START	START	START	START	START
64	Mahamane Moussa	5/0	XXX	XXX	XXX	XXX	XXX
67	Drew Woodruff	0/0
68	Cam Craig	3/3	START	START	START
70	Zach Richards	1/0	...	XXX
71	Nalin Fox	1/0	...	XXX
72	Sione Finau	5/0	XXX	XXX	XXX	XXX	XXX
73	Daniel Johnson	5/2	XXX	XXX	XXX	START	START
74	Eric Miller	5/5	START	START	START	START	START
75	Spencer Holstege	5/5	START	START	START	START	START
76	Andre Oben	1/0	...	XXX
77	DJ Washington	5/0	XXX	XXX	XXX	XXX	XXX
78	Cross Watson	0/0
79	Jared Bycznski	2/0	XXX	XXX
81	Collin Sullivan	2/0	XXX	XXX
82	Drew Biber	2/0	...	XXX	XXX
83	Zion Steptoe	0/0
84	Preston Terrell	5/0	XXX	XXX	XXX	XXX	XXX
85	Alex Maxwell	5/0	XXX	XXX	XXX	XXX	XXX
86	Max Klare	1/0	...	XXX
87	Payne Durham	5/5	START	START	START	START	START
88	Garrett Miller	0/0
89	Paul Piferi	5/0	XXX	XXX	XXX	XXX	XXX
90	Lawrence Johnson	5/5	START	START	START	START	START
91	Cole Brevard	5/0	XXX	XXX	XXX	XXX	XXX
91	Ben Buechel	1/0	...	XXX
92	Mo Omonode	4/0	XXX	XXX	...	XXX	XXX
93	Prince Boyd Jr.	4/1	XXX	START	XXX	XXX	...
94	J.P. Deeter	0/0
95	Joe Anderson	2/0	XXX	XXX
96	Khordae Sydnor	5/0	XXX	XXX	XXX	XXX	XXX
97	Semisi Fakasiieiki	3/0	XXX	XXX	XXX
98	Greg Hudgins III	2/0	...	XXX	XXX
99	Jack Sullivan	5/5	START	START	START	START	START