

BIG PURDUE BOILERMAKERS

2020-21 BASKETBALL GAME NOTES

MBB Contact: Chris Forman ►► Email: cforman@purdue.edu ►► Office: 765.494.3201 ►► Cell: 413.687.4590 ►► Address: 900 John Wooden Drive, West Lafayette, IN 47907

GAME 21 // PURDUE AIMS FOR SEASON SWEEP OF THE GOPHERS AT THE BARN

MINNESOTA (12-7 / 5-7 BIG TEN) vs. PURDUE (13-7 / 8-5 BIG TEN)



Thursday, February 11, 2021 • 5:01 p.m. ET • Minneapolis, Minnesota • Williams Arena

TV: ESPN2 (streaming online on the Watch ESPN App); Jason Benetti and Robbie Hummel on the call.

RADIO: 22 stations on the Purdue Radio Network and available on TuneIn.com and TuneIn app; Rob Blackman and Bobby Riddell.

LIVE STATS: PurdueStats.com // SOCIAL MEDIA: @BoilerBall on Twitter, Instagram and Facebook

ALL STATS AND NOTES ARE COMPILED THROUGH GAMES PLAYED FEBRUARY 9.

	Record	12-7	vs.	Record	13-7	
	Big Ten	5-7		Big Ten	8-5	
	Home	12-1		Home	8-1	
	Away	0-6		Away	3-5	
	Neutral	0-0		Neutral	2-1	
	Streak	Win-1		Streak	Win-1	
	AP / Coaches	- / -		AP / Coaches	24 / 25	
	NET / KenPom	52 / 38		NET / KenPom	23 / 22	

THE SERIES: Purdue leads, 106-85 // LAST MEETING: Jan. 30, 2021 (Purdue, 81-62) // STREAK: Purdue, win-2

RICHARD PITINO

8th season at Minnesota (139-115)

9th season overall (157-129)

THE HEAD COACHES

MATT PAINTER

Record at School

Career Record

16th season at Purdue (350-181)

17th season overall (375-186)

THE OPENING TIP

- Purdue heads down the homestretch looking to solidify its NCAA Tournament resume and surge to a Big Ten Tournament double-bye as the Boilermakers head to the frigid tundra to face Minnesota on Thursday. Jason Benetti and former Russian Basketball Super League 1 star Robbie Hummel will call the game, likely spending most of the time discussing who has the better Major League Baseball team in Chicago.
- The Boilermakers are coming off a 75-70 decision over Northwestern on Saturday and are looking for their fourth Big Ten road win of the season. Through Tuesday's games, only Ohio State has won at least four Big Ten road games so far this season.

THE KEY TALKING POINTS

- Purdue leads the series with Minnesota by a 106-85 advantage, having won consecutive meetings with the Gophers. The Boilermakers are 5-6 at "The Barn" under Coach Painter, having won two of their last three trips to Minneapolis.
- According to KenPom.com, Purdue ranks 331st (out of 347 teams) in experience (1.05 years). The total is 14th in the Big Ten. Indiana is the next least-experienced team in the league at 1.35 years (288th nationally).
- Purdue has had its full arsenal of rotation players for just 11 of its 20 games this year, missing key personnel for nine games this year. Purdue has gone 8-3 in those 11 games with a full roster, all coming against power-conference teams (losses to Iowa, Rutgers & Illinois).
- Matt Painter won his 350th overall game and 175th in Big Ten play on Saturday night against Northwestern.
- Four freshmen have earned Big Ten Freshman of the Week honors, the most in league history. Michigan (2012-13) and Ohio St. (2010-11) had 3.
- A Purdue freshman has been named the Big Ten Freshman of the Week in four straight weeks and in six of a possible 11 weeks this season.
- With Purdue entering the AP Top 25 last week, the Boilermakers have been nationally-ranked in six straight seasons, the longest streak in school history. Since the start of the 2015-16 season, Purdue has been ranked in 72-of-110 Associated Press top-25 polls.
- Over the last five years since the start of the 2016-17 season, Purdue has the most wins in the Big Ten (62). Michigan State is next at 60.
- Purdue owns a 53-9 home record in Big Ten play since the 2014-15 season. Since that year, just one team, Michigan has beaten the Boilermakers twice at Mackey Arena. Michigan State, Indiana, Wisconsin, Nebraska and Northwestern are the five teams to not win in Mackey.
- Purdue is on a quest for its fifth straight NCAA Tournament appearance as a top-five seed. Just six teams (Purdue, North Carolina, Kansas, Virginia, Duke, Kentucky) have had four straight years of top-five seeds, and several of those streaks are in jeopardy this season.

PURDUE ROSTER

No.	Name	Yr.	Pos.	Ht.	Wt.	Hometown	GP / GS	PPG	RPG	APG	Other
0	► Mason Gillis	R-Fr.	F	6-6	230	New Castle, Ind.	20 / 15	5.5	3.7	1.3	49.3 FG %
1	Aaron Wheeler	Jr.	F	6-9	205	Stamford, Conn.	20 / 5	3.4	4.7	1.2	12 stl, 11 blk
2	► Eric Hunter Jr.	Jr.	G	6-4	170	Indianapolis, Ind.	16 / 15	9.4	2.6	3.3	34-38 FTs
4	Emmanuel Dowuona	So.	C	6-10	245	Miami, Fla.	0 / 0	—	—	—	
5	► Brandon Newman	R-Fr.	G	6-5	195	Valparaiso, Ind.	20 / 20	9.7	3.4	1.4	25-26 FTs
11	Isaiah Thompson	So.	G	6-1	160	Zionsville, Ind.	20 / 5	4.7	1.5	1.1	17-40 3Ps
14	Jared Wulbrun	Jr.	G	5-10	170	Stanford, Calif.	1 / 0	3.0	0.0	1.0	
15	Zach Edey	Fr.	C	7-4	285	Toronto, Ontario	20 / 2	7.7	4.3	0.2	12 & 11 vs. NW
21	Matt Frost	So.	F	6-5	200	Columbus, Ind.	1 / 0	3.0	0.0	1.0	
22	Chase Martin	Fr.	G	6-3	195	Columbia, Mo.	1 / 0	0.0	0.0	0.0	
23	► Jaden Ivey	Fr.	G	6-4	200	South Bend, Ind.	15 / 4	8.8	3.1	1.7	2x BIG FOW
24	Ethan Morton	Fr.	G	6-6	215	Butler, Pa.	19 / 0	0.7	0.7	1.0	2 TO last 13
35	Carson Barrett	Fr.	G	6-5	215	Lafayette, Ind.	0 / 0	—	—	—	
50	► Trevion Williams	Jr.	F	6-10	265	Chicago, Ill.	20 / 18	15.4	9.6	2.2	8 DDs
55	Sasha Stefanovic	Jr.	G	6-5	200	Crown Point, Ind.	17 / 16	10.6	3.0	2.3	41-93 3Ps

PURDUE SCHEDULE

Date	P / O	Rank	Opponent	TV	Time/Result
N25	1	- / -	vs. Liberty	CBS SN	W, 77-64
N26	1	- / -	vs. Clemson	CBS SN	L, 70-81
D1		- / -	Oakland	BTN	W, 93-50
D4		- / -	Valparaiso	BTN	W, 68-61
D8	2	- / -	at Miami	ESPN2	L, 54-58
D12		- / -	Indiana State	BTN	W, 80-68
D16	*	- / 20	Ohio State	BTN	W, 67-60
D19	3	- / -	vs. Notre Dame	ESPN2	W, 88-78
D22	*	RV / 4	at Iowa	BTN	L, 55-70
D25	*	RV / -	Maryland	FS1	W, 73-70
D29	*	- / 14	at Rutgers	FS1	L, 76-81
J2	*	- / 15	at Illinois	BTN	L, 58-66
J5	*	- / -	Nebraska	BTN	Postponed
J8	*	- / 23	at Michigan State	FS1	W, 55-54
J14	*	- / RV	at Indiana	FS1	W, 81-69
J17	*	- / -	Penn State	BTN	W, 80-72
J19	*	RV / 15	at Ohio State	BTN	W, 67-65
J22	*	RV / 7	Michigan	FS1	L, 53-70
J30	*	RV / 21	Minnesota	BTN	W, 81-62
F2	*	24 / -	at Maryland	BTN	L, 60-61
F6	*	24 / -	Northwestern	BTN	W, 75-70
F11	*	24 / RV	at Minnesota	ESPN2	5 p.m.
F16	*	- / -	Michigan State	ESPN / ESPN2	7 p.m.
F20	*	- / -	at Nebraska	BTN	TBA
F26	*	- / -	at Penn State	FS1	TBA
M2	*	- / 21	Wisconsin	ESPN / ESPN2	TBA
M6	*	- / -	Indiana	ESPN / ESPN2	TBA
M10	4	- / -	Big Ten Tournament First Round		TBA
M11	4	- / -	Big Ten Tournament Second Round		TBA
M12	4	- / -	Big Ten Tournament Quarterfinals		TBA
M13	4	- / -	Big Ten Tournament Semifinals		TBA
M14	4	- / -	Big Ten Tournament Championship		TBA
TBA	5	- / -	NCAA Tournament		TBA

* Home games played at Mackey Arena

* All times Eastern and subject to change.

* Denotes Big Ten Conference Game

1 Denotes Space Coast Challenge (Melbourne, Fla.)

2 Denotes ACC / Big Ten Challenge (Coral Gables, Fla.)

3 Denotes Crossroads Classic (Indianapolis, Ind.)

4 Denotes Big Ten Tournament (Indianapolis, Ind.)

5 Denotes NCAA Tournament (Indianapolis, Ind. and surrounding area)

INSIDE THE NUMBERS

MINNESOTA				PURDUE			
NCAA Rk.	Stats	Category	Stats	NCAA Rk.	Stats	Category	Stats
82	76.0	Scoring Offense	70.6	203			
231	72.4	Scoring Defense	66.5	76			
145	+3.6	Scoring Margin	+4.1	137			
306	.405	FG Percentage	.444	162			
142	.424	FG Pct. Defense	.417	103			
310	.294	3-Point Percentage	.347	121			
139	7.6	3-Pointers / Game	7.5	144			
44	.756	Free Throw Percentage	.722	116			
275	-2.7	Rebound Margin	+6.6	30			
68	15.2	Assists	14.2	114			
25	1.38	Assist / TO Ratio	1.08	119			
26	11.1	Turnovers	13.1	137			
61	+2.58	Turnover Margin	-1.60	262			

FOLLOW THE BOILERMAKERS

- Web: PurdueSports.com
- Twitter: @BoilerBall / @PurdueMBBNotes
- Instagram: BoilerBall

#BOILERUP | @BOILERBALL | PURDUESPORTS.COM

MEDIA AVAILABILITY (all times Eastern; contact Chris Forman for more information; all interviews will take place over Zoom)

PURDUE IN THE NATIONAL POLLS																		FINAL	▶ Purdue has now been ranked in the AP Poll in six straight seasons. ▶ That is the longest yearly streak in school history. ▶ Last time ranked: 2019-20 Preseason poll (#23)
	PRE.	N30	D7	D14	D21	D28	J4	J11	J18	J25	F1	F8	F15	F22	M1	M8	M15		
AP	-	-	-	-	RV	-	-	-	RV	RV	24	24							
USA Today	RV	-	-	-	RV	RV	-	-	-	RV	RV	25							

- against Minnesota, but the two teams have split the last four meetings after Minnesota won a pair of games during the 2018-19 season.
- The 192nd meeting makes this the sixth-most, frequently-played rivalry in the Big Ten Conference.
- The series is one of the most competitive in the Big Ten as nine of

against a single opponent.		• With its No. 24 ranking this week, Purdue has appeared in the Associated Press Top-25 poll for the sixth straight season, the second-longest streak in school history behind eight straight years from 1968 to 1975.	► PURDUE'S COMEBACKS THIS SEASON																				
OVERALL VS. MINNESOTA	106-85	• Since the first poll of the 2015-16 season, Purdue has been ranked in 72-of-110 top-25 polls.	<table><tr><th>Date</th><th>Opponent</th><th>Trailed</th><th>Result</th></tr><tr><td>12-4-20</td><td>Valparaiso</td><td>23-34 (Halftime)</td><td>W, 68-61</td></tr><tr><td>1-8-21</td><td>[23] Michigan State</td><td>16-33 (18:58 2nd)</td><td>W, 55-54</td></tr><tr><td>1-19-21</td><td>[15] Ohio State</td><td>21-32 (5:21 1st)</td><td>W, 67-65</td></tr><tr><td>1-30-21</td><td>[21] Minnesota</td><td>10-24 (9:24 1st)</td><td>W, 81-62</td></tr></table>	Date	Opponent	Trailed	Result	12-4-20	Valparaiso	23-34 (Halftime)	W, 68-61	1-8-21	[23] Michigan State	16-33 (18:58 2nd)	W, 55-54	1-19-21	[15] Ohio State	21-32 (5:21 1st)	W, 67-65	1-30-21	[21] Minnesota	10-24 (9:24 1st)	W, 81-62
Date	Opponent	Trailed	Result																				
12-4-20	Valparaiso	23-34 (Halftime)	W, 68-61																				
1-8-21	[23] Michigan State	16-33 (18:58 2nd)	W, 55-54																				
1-19-21	[15] Ohio State	21-32 (5:21 1st)	W, 67-65																				
1-30-21	[21] Minnesota	10-24 (9:24 1st)	W, 81-62																				
Streak	Win-2	► WEEKS RANKED IN TOP-25 POLLS (110 polls; since 2015-16)	FLAIR FOR THE DRAMATIC • Over the last two seasons, Purdue has essentially had four buzzer-beating shots to give the Boilermakers the victory. ... Sasha Stefanovic vs. Minnesota (Jan. 2, 2020) ... Sasha Stefanovic vs. Northwestern (Feb. 1, 2020) ... Terrell Williams vs. Michigan State (Jan. 2, 2021)																				
At Purdue	68-28	No.		Team																			
At Minnesota	37-54	109		Kansas																			
At Williams Arena	23-49	104		Duke, Villanova																			
Neutral Sites	1-3	100		Virginia																			
Painter vs. Minnesota	17-9	97		Gonzaga																			
Pitino vs. Purdue	5-8	22		Kentucky																			
Purdue vs. Big Ten Conference (reg. season)	987-691 (Win-1)																						
Purdue vs. State of Minnesota	106-85 (Win-2)																						
Purdue on February 11	14-19 (Win-1)																						

BOILERMAKERS VS. THE GOLDEN GOPHERS							
• Here is how Purdue's current players have fared against Minnesota.							
Name	GP-GS	FG-A	Reb.	Ast.	Blk.	Stl.	PPG
B. Newman	1-1	9-14	6.0	0.0	0.0	2.0	29.0
T. Williams	5-3	24-48	7.4	1.0	0.2	1.0	11.0
M. Gillis	1-1	3-6	9.0	2.0	0.0	2.0	11.0
J. Ivey	1-1	3-9	1.0	1.0	2.0	1.0	7.0
S. Stefanovic	4-1	6-14	1.3	0.5	0.3	0.0	4.8
E. Hunter Jr.	5-2	6-18	3.0	1.8	0.2	0.2	4.0
Z. Edey	1-0	1-1	1.0	0.0	0.0	0.0	4.0
A. Wheeler	5-0	6-18	2.6	1.4	0.0	1.0	3.0
I. Thompson	2-0	0-5	2.0	0.5	0.0	0.0	2.5
E. Morton	1-0	0-0	0.0	0.0	0.0	0.0	0.0

PURDUESPORTS.COM | @BOILERBALL

- Beginning its stretch run, Purdue owns an 8-5 league record and a 13-7 overall record. The Boilermakers opened Big Ten play with a 2-3 record, but have won six of their last eight contests to put themselves in position for a double-bye in the Big Ten Tournament.
- Never satisfied with the defense, Coach Painter's squad has held nine straight opponents to 72 or fewer points.
- In Big Ten play, Purdue has made all the right halftime adjustments, outscoring opponents by 47 points, while being outscored by 36 points in the opening 20 minutes.
- Purdue has six players averaging between 7.7 and 15.4 points per game. Eight different players have scored at least 10 points in a game three times this season and four players have reached the 20-point plateau.

- With its No. 24 ranking this week, Purdue has appeared in the Associated Press Top-25 poll for the sixth straight season, the second longest streak in school history behind eight straight years from 1968 to 1975.
- Since the first poll of the 2015-16 season, Purdue has been ranked in 72-of-110 top-25 polls.

No.	Team
109	Kansas
104	Duke, Villanova
100	Virginia
97	Gonzaga
96	Kentucky
89	North Carolina
87	Michigan State
81	West Virginia
72	Purdue

- With the win over Minnesota on Jan. 30, head coach **Matt Painter** has now won 53 games over ranked teams while at Purdue. His record is 53-87 (.379) during his career at Purdue against ranked teams, but since the start of the 2016-17 season, Purdue is 23-23 in such games.
- Purdue is eighth nationally with 23 ranked wins over the last five years.

No.	Team
31	Kansas
28	Duke
26	Michigan State
25	Virginia
24	Michigan, North Carolina, Villanova
23	Purdue, Florida State
21	Baylor, Texas Tech
20	Iowa
19	Kentucky, West Virginia
18	Gonzaga

- Purdue has positioned itself nicely to make a run to another high seed in the NCAA Tournament with some nice wins under its belt.
- Purdue's four wins over nationally-ranked teams are tied for the second-most nationally behind Ohio State's and Kansas' five victories (**Purdue**, Baylor, Gonzaga, Iowa, Maryland, Minnesota, Missouri, Oklahoma, Virginia Tech).

Opponent	FT-FTA	Pct.	Date
Michigan	25-25	1.000	2-24-01
Wisconsin	25-25	1.000	2-7-76
Wisconsin	30-31	.968	2-13-93
Evansville	29-30	.967	12-21-61
Northwestern	23-24	.958	2-6-21
Notre Dame	23-24	.958	12-22-59
► Min. 20 attempts.			

FRESHMAN CLASS SHINING BRIGHT

• Through 20 games, Purdue's freshman class has accounted for 603 (30.2 PPG) of the team's 1,411 points (42.7 percent). It has accounted for over 50.0 percent of the team's scoring in six of Purdue's 20 games (Liberty, Clemson, Miami, Maryland, Minnesota, Northwestern), including in two of the last three games.

► HIGHEST SCORING AVERAGES AMONG PURDUE FR. CLASSES

Avg.	Pts.	Players	Year
37.3	1,267	E. Moore, R. Hummel, J. Johnson, S. Martin	2008
34.6	1,038	B. Cardinal, J. Cornell, M. Robinson, G. McQuay	1997
33.1	928	W. Jordan, W. Walls, E. Parker (+2)	1975
31.0	1,054	A. Hammons, R. Johnson, R. Davis (+3)	2013
30.2	603	B. Newman, Z. Edey, M. Gillis, J. Ivey, E. Morton (+2)	2021

► PURDUE FRESHMEN AMONG BIG TEN FRESHMEN LEADERS

Player	PPG	RPG	APG	Blk.	Stl.	3PM	Min.
Brandon Newman	2nd	8th	5th	6th	4th	2nd	1st
Jaden Ivey	3rd	10th	4th	—	9th	7th	8th
Zach Edey	6th	4th	—	1st	—	—	14th
Mason Gillis	11th	6th	6th	—	7th	4th	6th
Ethan Morton	—	—	11th	—	—	14th	19th

• Over the last seven games (5-2 record), the class has accounted for 252-of-497 points (50.7 percent) of Purdue's scoring.

• Just six players this season have won Big Ten Freshmen of the Week honors (Michigan's Hunter Dickinson; Purdue's Zach Edey, Mason Gillis, Jaden Ivey and Brandon Newman; Illinois' Adam Miller).

• The Boilermakers have won four straight Big Ten Freshman of the Week honors and a Boilermaker has been named Big Ten FOW in six of a possible 11 weeks.

► MOST PLAYERS TO WIN FRESHMEN OF THE WEEK HONORS

No.	Team (Players)	Year
4	Purdue (Z. Edey, M. Gillis, J. Ivey, B. Newman)	2020-21
3	Michigan (M. McGary, N. Stauskas, G. Robinson III)	2012-13
3	Ohio State (J. Sullinger, D. Thomas, A. Craft)	2010-11

FRESHMAN CLASS PILING UP SOME BIG GAMES

• The 51 points scored by freshmen vs. Minnesota were the second most for a freshman class under Painter and the most since Nov. 24, 2007.

► 44+ POINTS SCORED BY A FRESHMAN CLASS UNDER PAINTER

Pts.	Opponent	Date	Result
54	Loyola, Chicago	11-24-07	W, 84-53
53	Northwestern	2-6-21	W, 75-70
51	[21] Minnesota	1-30-21	W, 81-62
49	Penn State	2-5-13	W, 58-49
49	Ohio State	3-4-08	L, 77-80
46	Western Illinois	3-20-13	W, 81-67
46	Minnesota	3-9-13	W, 89-73
46	[15] Indiana	2-19-08	L, 68-77
45	Iowa State	12-22-07	L, 80-83
44	Oakland	12-1-20	W, 93-50
44	Liberty	11-25-20	W, 77-64
44	Baylor	3-20-08	W, 90-79
44	Lipscomb	11-21-07	W, 66-62
44	Chicago State	12-6-05	W, 69-56

• The class has become the sixth freshman class in school history to have four players with 100 points (2014, 2013, 2008, 2006, 1997) and could become the second group (2008) to have four players with 150 points each.

► PURDUE FRESHMEN SCORING LIST

Rk.	Pts.	Player	Year
29.	199	Todd Mitchell	1985
30.	197	Bryson Scott	2014
31.	195	Rapheal Davis	2013
32.	194	Brandon Newman	2021
—	—	—	—
50.	155	Marcus Green	2006
51.	154	Zach Edey	2021
—	—	—	—
55.	135	Ryan Cline	2016
56.	132	Jaden Ivey	2021
—	—	—	—
64.	112	Jay Simpson	2014
65.	109	Mason Gillis	2021

EDEY CONTINUES TO SHOW IMPROVEMENT

• Purdue freshman center Zach Edey continues his development, recording his first career double-double in the win over Northwestern. Edey contributed 12 points, 11 rebounds, 4 blocks, 1 assist and 1 steal in a career-best 23 minutes, while also registering only one foul and no turnovers. He also went a remarkable 8-of-8 from the free throw line.

• Edey is the only player in the country to have at least 12 points, 11 rebounds, 4 blocks and no turnovers in under 25 minutes.

► 12 PTS, 11 REBS, 4 BLKS IN UNDER 25 MINUTES

Player vs. Opponent (Date)	P	R	B	T	M
Zach Edey vs. Northwestern (2-6-21)	12	11	4	0	23
Dimon Carrigan (Fla. Int.) vs. UTSA (2-5-21)	15	11	6	1	25
Johni Broome (More. St.) vs. Jax. State (1-9-21)	14	12	5	1	20
Brandon Hoffman (Jax. St.) vs. E. Kent. (1-7-21)	16	16	4	1	25
Joe Soriano (Fordham) vs. G. Wash. (12-30-20)	12	12	4	2	24
Nathan Mensah (SD St.) vs. St. Mary's (12-22-20)	18	13	6	2	25
Moussa Cisse (Memph.) vs. MVSU (12-8-20)	14	13	4	3	24
Charles Bassey (W. Ky.) vs. MVSU (12-6-20)	13	11	4	2	20
Theo John (Marq.) vs. Ark-PB (11-25-20)	13	12	5	2	23

► COMPARING PURDUE 7-FOOTERS (FRESHMAN SEASON)

Year	Player	MPG	PPG	RPG	Blks.	FG %	FT %
2013	A.J. Hammons	23.1	10.6	6.0	67	.495	.681
2015	Isaac Haas	14.6	7.6	4.1	25	.535	.547
2018	Matt Haarms	17.1	4.8	3.2	79	.585	.542
2021	Zach Edey	14.2	7.7	4.3	22	.568	.719

CENTER PRODUCTION

• Matt Painter has said that he looks at production totals for the position and the center position of Zach Edey and Trevion Williams have put up big numbers.

• The duo has recorded a combined double-double in every game but one and has significantly cut down its turnovers since the start of the season. In the first seven games, the pair had 40 turnovers (5.7 per game). In the last 13 games, just 36 turnovers (2.8 per game).

► CENTER POSITION GAME-BY-GAME

Date	Opponent	FG-A	Pts.	Rebs.	Blks.	T0s
Nov. 25	Liberty	12-17	26	16	1	5
Nov. 26	Clemson	10-19	27	16	2	6
Dec. 1	Oakland	8-17	21	21	1	7
Dec. 4	Valparaiso	9-21	23	12	1	5
Dec. 8	Miami, Fla.	9-15	23	9	0	6
Dec. 12	Indiana State	17-24	40	14	3	4
Dec. 16	[20] Ohio State	6-15	17	14	2	7
Dec. 19	Notre Dame	10-18	23	10	0	3
Dec. 22	[4] Iowa	8-16	17	10	3	3
Dec. 25	Maryland	6-15	16	15	2	3
Dec. 29	[14] Rutgers	11-13	24	15	1	2
Jan. 2	[15] Illinois	10-20	21	12	4	3
Jan. 8	[23] Michigan St.	12-19	32	12	1	3
Jan. 14	Indiana	9-19	22	10	0	3
Jan. 17	Penn State	8-15	20	17	2	2
Jan. 19	[15] Ohio State	10-18	24	12	1	2
Jan. 22	[7] Michigan	7-19	18	19	3	2
Jan. 30	[21] Minnesota	8-19	21	15	0	4
Feb. 2	Maryland	11-15	27	13	0	4
Feb. 6	Northwestern	6-15	20	14	4	2
TOTALS		187-351	462	276	31	76
AVERAGE		.533	23.1	13.8	1.6	3.8

THE RECORDS WHEN...

• When Purdue outscored its opponent in the paint: 10-5

• When Purdue outscored its opponent in points off turnovers: 8-1

• When Purdue outscored its opponent in second-chance points: ... 8-4

• When Purdue's bench outscored its opponents bench: 8-4

• When Purdue's freshman class scores 30 points: 8-2

• When Purdue's junior class scores 40 points: 6-0

• When Purdue's starters outscored its opponents starters: 8-0

• When Purdue makes more free throws than its opponent: 8-1

• When Purdue has an assist / turnover ratio better than 1.00: 10-2

• When Purdue has a points / possession better than 1.00: 11-1

• When Purdue shoots under 70.0 percent from the FT line: 7-2

2020-21 BIG TEN STANDINGS

Team Standings	Conf.	Pct.	Overall	Pct.	NET
(3) Michigan	8-1	.889	13-1	.929	3
(6) Illinois	9-3	.750	13-5	.722	4
(4) Ohio State	10-4	.714	16-4	.800	6
(21) Wisconsin	8-5	.615	14-6	.700	18
[24] PURDUE	8-5	.615	13-7	.650	23
(15) Iowa	7-5	.583	13-6	.684	10
(25) Rutgers	7-6	.538	11-6	.647	26
Indiana	5-6	.455	10-8	.556	48
(RV) Minnesota	5-7	.417	12-7	.632	52
Michigan State	4-7	.364	10-7	.588	83
Penn State	4-8	.333	7-9	.438	31
Maryland	4-9	.333	10-9	.526	42
Northwestern	3-9	.250	6-10	.375	85
Nebraska	0-7	.000	4-10	.286	165

► Through games played Feb. 9.

2020-21 BIG TEN LEADERS (All games)

Team Category	All Games	Rk.	B1G Games	Rk.
Scoring Defense	66.5	4	66.9	3
Field Goal Percentage Defense	.417	6	.418	3
Rebound Margin	+6.6	3	+4.6	3
Offensive Rebounds / Game	11.2	5	11.1	4
Scoring Margin	+4.1	8	+0.9	6
Free Throw Percentage	.722	9	.734	7
3-Point Percentage Defense	.324	7	.338	8
Field Goal Percentage	.444	9	.427	8
Scoring Offense	70.6	13	67.8	10
Steals / Game	5.0	10	5.0	10
Blocked Shots / Game	3.0	11	3.1	10
Assists / Game	14.2	9	12.2	11
3-Point Percentage	.347	8	.316	11
Turnovers Per Game	13.1	12	12.5	11
3-Pointers / Game	7.5	10	6.5	12
Assist / Turnover Ratio	1.08	13	0.98	13
Turnover Margin	-1.60	11	-1.92	13

► Through games played Feb. 9.

Individual Category (All Games)	No.	B1G	NCAA
Off. Rebounds / Game	Trevion Williams	3.70	1
Rebounds Per Game	Trevion Williams	9.6	2
Double-Doubles	Trevion Williams	8	2
3-Pointers Per Game	Sasha Stefanovic	2.41	3
Def. Rebounds / Game	Trevion Williams	5.85	4
Field Goal Percentage	Trevion Williams	52.0	5
Points Per Game	Trevion Williams	15.8	8
Minutes Played / Game	Eric Hunter Jr.	31.0	13
Blocked Shots Per Game	Zach Edey	1.10	13
Steals / Game	Eric Hunter Jr.	1.25	13

► Through games played Feb. 9.

INSIDE THE NUMBERS (2006-07 season; Painter's 2nd yr.)

Overall Wins	Total	Conference Wins	Total
Michigan State	383	Wisconsin	185
Ohio State	373	Michigan State	180
Wisconsin	369	Ohio State	174
Purdue	341	Purdue	172
Michigan	333	Michigan	152
Maryland	321	Maryland	145
Illinois	278	Indiana	125
Indiana	277	Illinois	121
Minnesota	272	Iowa	120
Iowa	262	Minnesota	102
Penn State	238	Penn State	91
Nebraska	228	Nebraska	88
Northwestern	225	Northwestern	83
Rutgers	195	Rutgers	68

► Through games played Feb. 9.

► Through games played Feb. 9.

GAME 21 // PURDUE AT MINNESOTA // FEBRUARY 11, 2021

BOILER NOTES

- Purdue is 118-13 since the start of the 2014-15 season when attempting more free throws than its foes (6-0 this year; 251-36 under Painter).
- Purdue is 157-7 when under Painter when holding foes to 59 or fewer points. Three of the seven losses came during the 2012-13 season.
- Purdue is 38-5 since the start of the 2017-18 season when making 10 or more 3-pointers in a game. Under Painter, Purdue is 82-17 overall, having won six straight games.
- Purdue is 128-12 under Painter when scoring at least 80 points, including 42-2 (losses to Notre Dame and Virginia Tech in 2018-19 season) since the start of the 2017-18 season.
- Purdue is 133-13 under Painter when winning the rebound and turnover battles in the same game, having won 12 straight games.
- Purdue has won 13 straight games when wearing its gold uniforms, dating to a New Year's Day loss vs. Minnesota in 2017. Purdue is 2-0 this year when wearing gold after defeating Maryland on Christmas Day and Northwestern last Saturday.

THE TREVION WILLIAMS FILE

- Trevion Williams has become one of the Big Ten's best players.
- Williams' 30 points against Indiana State off the bench were the most off the bench in school history. He became the eighth player in school history with a pair of 30-10 games in Purdue history (Terry Dischinger - 24; Dave Schellhase - 19; Glenn Robinson - 12; Joe Barry Carroll - 5; Bob Ford - 3; Russell Cross - 2; Wilson Eison - 2).
- Williams is averaging 16.5 points, 9.4 rebounds and 2.2 assists in Big Ten play. Since the 1992-93 season, just four other Big Ten players have averaged 16, 9 and 2 in league play.

► 16.0 PPG, 9.0 RPG, 2.0 APG IN BIG TEN PLAY (SINCE 1992-93)

Year	Player (Team)	PPG	RPG	APG
2020-21	Trevion Williams (Purdue)	16.5	9.4	2.2
2018-19	Ethan Happ (Wisconsin)	16.8	9.7	4.6
2017-18	Keita Bates-Diop (Ohio State)	19.4	9.2	2.0
2016-17	Caleb Swanigan (Purdue)	18.9	12.6	2.6
2011-12	Draymond Green (Michigan State)	16.7	10.6	3.6

- Williams has 11 games (out of 20) of at least 10 points, 7 rebounds and 2 assists, the third most in the country.

► MOST GAMES OF 10 POINTS, 7 REBOUNDS, 2 ASSISTS

Player	Team	No.
Malachi Smith	Chattanooga	13
Loudon Love	Wright State	12
Trevion Williams	Purdue	11
Baylor Scheierman	South Dakota State	11
Sandro Mamukelashvili	Seton Hall	11

- Williams has four 20-10 games this year, tied for third among major-college players.

► 20-10 GAMES BY MAJOR-COLLEGE PLAYERS

Player	Team	No.
Justin Champagnie	Pittsburgh	6
Luka Garza	Iowa	6
Trevion Williams	Purdue	4
Trayce Jackson-Davis	Indiana	4
Kofi Cockburn	Illinois	4
Oscar Da Silva	Stanford	4

HELLO, NEWMAN

- Freshman sharpshooter Brandon Newman has made an impact on the perimeter, being one of three freshmen nationally to have made at least 30 3-pointers and shoot at least 43.0 percent from long range.

► FRESHMEN WITH 30+ 3-PTRS AND SHOOT 43.0 % FROM DEEP

3PM	Pct.	Player	Team
38	.447	Xavier DuSell	Wyoming
33	.434	Brandon Newman	Purdue
32	.457	Kerwin Walton	North Carolina
32	.451	Josh Corbin	Winthrop

- Since the 2010-11 season, only two Purdue players have had at least 29 points, 6 rebounds, 5 trifectas and 6 made free throws in the same game.

► 29 PTS, 6 REBS, 5 3PM, 6 FTS IN SAME GAME (PURDUE, SINCE 2010-11)

Player vs. Opponent	Pts.	Rebs.	3PM	FTM	Date
Brandon Newman vs. Minnesota	29	6	5	6	1-30-21
Carsen Edwards vs. Villanova	42	6	9	9	3-23-19

- The list of Big Ten players since 2010-11 to reach the above marks are Brandon Paul, Malcolm Hill, Peter Jok (2x), Caris LeVert, Denzel Valentine, Tator Battle, Edwards and Newman.

- Newman's 29 points against Minnesota were the fourth most for a freshman in school history.

► POINTS IN A GAME BY A FRESHMAN IN SCHOOL HISTORY

Player vs. Opponent	Date	Pts.
Kyle Macy vs. Minnesota	1-3-76	38
Russell Cross vs. Tennessee	12-6-80	32
A.J. Hammons vs. [3] Indiana	1-30-13	30
Brandon Newman vs. [21] Minnesota	1-30-21	29

HOME SWEET HOME

- Purdue boasts one of the best homecourt advantages in not only the Big Ten, but nationally as well.

► HOME WINNING PCT. LAST 6 YEARS (Power Teams)

Team	2020-21	Since 2015-16	Pct.
Kansas	9-1	83-6	.933
Florida State	9-1	82-8	.911
Oregon	7-2	88-9	.907
Virginia	8-0	80-9	.899
Villanova	5-0	71-8	.899
Houston	11-0	86-10	.896
Purdue	8-1	82-10	.891

► Through games played Feb. 9.

► FEWEST HOME LOSSES NATIONALLY / BIG TEN LAST 6 YEARS

National*	Losses	Big Ten	Losses
Gonzaga	6	Purdue	10
Kansas	6	Michigan State	11
Florida State	8	Michigan	14
Villanova	8	Maryland	18
Oregon	9	Wisconsin	20
Virginia	9	Iowa	21
Purdue	10	Ohio State	23
Houston	10	Indiana	24

► Through games played Feb. 9. // * Power schools

THE THREE-POINT ATTACK

- Since the start of the 2015-16 season, Purdue has had 22 games of 14 or more 3-pointers, good for the third-highest total in the Power-6 conferences.

► GAMES WITH 14+ 3-POINTERS (Power-6 teams)

No.	Team
34	Villanova
23	Auburn
22	Purdue, Creighton
19	Marquette

► Through games played Feb. 9.

BIG WINS

- Since the start of the 2015-16 season, 28 of Purdue's 138 wins have come by 30 or more points, the third-highest total nationally.

► MOST 30-POINT WINS SINCE 2015-16 SEASON

No.	Team
56	Gonzaga
30	Duke
28	Purdue
25	Kansas, West Virginia

► Through games played Feb. 9.

BIG WINS, TIMES TWO

- Since the start of the 2015-16 season, 52 of Purdue's 138 wins have come by 20 or more points, the fifth-most nationally.

► MOST 20-POINT WINS SINCE 2015-16 SEASON

No.	Team
96	Gonzaga
56	Duke
54	Villanova
53	Michigan State
52	Purdue

► Through games played Feb. 9.

FOLLOW US

No.	Player / Coach	Twitter	Instagram
0	Mason Gillis	@GillisMason	masongillis_
1	Aaron Wheeler	@AaronWheeler_	a_wheels
2	Eric Hunter Jr.	@ebuckets2_	iam.eric
4	Emmanuel Dowuona	@Emmanuelnii32	emmanueln0r4ey
5	Brandon Newman	@ballislife_219	ballislife_219
11	Isaiah Thompson	@lthompson11	_jthompson11
14	Jared Wulbrun	@jaredwulbrun	jaredwulbrun
15	Zach Edey	@zach_edey	zach_edey
21	Matt Frost	@m_frost21	m_frost21
22	Chase Martin	—	chase.martin_
23	Jaden Ivey	@IveyJaden	1poisonivey3
25	Ethan Morton	@EthanMorton_24	ethanmorton25
34	Carson Barrett	@CarsonB34	carson_barrett
50	Trevion Williams	@twill_	__sensational__
55	Sasha Stefanovic	@Sash_Stefanovic	stefanovicssasha
Matt Painter		@CoachPainter	—
Micah Shrewsberry		@Shrews1244	shrews1244
Steve Lutz		@LutzSteve	lutzsteve
Brandon Brantley		@coachbbbrantley	coachbbbrantley

ONE OF THE NATION'S ELITE TEAMS

- Since the start of the 2015-16 season, Purdue's 138 victories rank 14th among all Division I teams (vs. other Division I teams).

► WINS NATIONALLY SINCE 2015-16 (D-1 WINS)

Team (Wins over Non-DI teams)	2016-20	2020-21	Total
Gonzaga (1)	160-21	19-0	179-21
Villanova	153-30	12-2	165-32
Kansas (1)	149-31	12-7	161-38
Virginia	141-32	13-3	154-35
Duke	139-40	7-8	146-48
North Carolina (1)	134-51	12-6	146-57
Saint Mary's	134-37	11-5	145-42
Kentucky	140-39	5-13	145-52
Oregon (2)	134-46	10-4	144-50
Michigan State	133-42	10-7	143-49
Michigan (2)	129-52	13-1	142-53
Houston (1)	126-41	15-2	141-43
Nevada (2)	127-46	13-7	140-53
Purdue	125-49	13-7	138-56
Belmont (4)	127-41	19-1	136-42
Cincinnati	131-39	5-7	136-46
Arizona	122-51	13-6	135-57
Vermont (5)	127-42	7-3	134-45
Florida State	124-48	10-3	134-51

► Through games played Feb. 9.

PURDUE CLIMBING THE CHART

- Purdue became the 11th program in NCAA history to reach 1,850 wins with its victory over Northwestern on Saturday.

► MOST WINS / NCAA HISTORY

Team	Wins	Losses	Games
Kentucky	2,325	726	3,051
Kansas	2,314	869	3,184
North Carolina	2,287	824	3,111
Duke	2,208	901	3,109
Temple	1,944	1,102	3,046
Syracuse	1,933	928	2,861
UCLA	1,919	868	2,787
Notre Dame	1,912	1,052	2,964
St. John's	1,884	1,052	2,936
Indiana	1,867	1,069	2,936
Purdue	1,850	1,042	2,892
Arizona	1,847	962	2,810
Utah	1,843	1,026	2,869
Cincinnati	1,841	1,032	2,873

► Through games played Feb. 9.

GIMME FIVE... STRAIGHT

• Purdue has earned five straight NCAA Tournament berths. The streak is the second-longest among Big Ten teams (Michigan State - 22; Purdue - 5) and the 10th longest nationally.

▶ LONGEST ACTIVE NCAA TOURNAMENT STREAK

No.	Team	Last
30	Kansas	1989
24	Duke	1995
22	Michigan State	1997
21	Gonzaga	1998
9	Cincinnati	2010
9	North Carolina	2010
7	Villanova	2013
6	Kentucky	2013
6	Virginia	2013
5	Purdue	2014

TOP-FIVE SEED LINES

• Purdue has been a top-five seed in each of the last four NCAA Tournaments, being one of six teams nationally to accomplish that feat.

▶ TOP-FIVE NCAA TOURNAMENT SEEDS IN LAST FOUR TOURNAMENTS

Team	2016	2017	2018	2019	Avg.
North Carolina	1	1	2	1	1.3
Kansas	1	1	1	4	1.8
Virginia	1	5	1	1	2.0
Duke	4	2	2	1	2.3
Kentucky	4	2	5	2	3.3
Purdue	5	4	2	3	3.5

NCAA WINS ARE PILING UP

• Purdue has won seven NCAA Tournament games over the last three tournaments, tied for the eighth-highest total nationally.

▶ NCAA TOURNAMENT WINS SINCE 2017 TOURNAMENT

Team	2017	2018	2019	2020	Total
Gonzaga	5	2	3	---	10
Michigan	2	5	2	---	9
North Carolina	6	1	2	---	9
Kansas	3	4	1	---	8
Kentucky	3	2	3	---	8
Texas Tech	0	3	5	---	8
Villanova	1	6	1	---	8
Purdue	2	2	3	---	7
Duke	1	3	3	---	7
Virginia	1	0	6	---	7

IN THE RECORD BOOKS**▶ REBOUNDS / CAREER**

16.	Wayne Walls	653	1975-78
---	Trevion Williams	565	2019-p.

▶ 3-POINT PERCENTAGE / CAREER

8.	Jimmy Oliver	125-308	.406	1989-91
9.	Sasha Stefanovic	130-321	.405	2019-p.

▶ REBOUNDS / SEASON

20.	William Franklin	255	1971
	Dave Schellhase	255	1965
---	Trevion Williams	191	2021

▶ 3-POINT PERCENTAGE / SEASON

13.	P.J. Thompson	60-136	.4412	2018
14.	Ryne Smith	56-127	.44094	2011
15.	Sasha Stefanovic	41-93	.44086	2021

▶ Minimum 75 3-point attempts.

▶ 3-POINTERS / FRESHMAN

8.	Isaiah Thompson	36	2020
9.	David Teague	35	2003
10.	Brandon Newman	33	2021

▶ 3-POINT PERCENTAGE / FRESHMAN

1.	Robbie Hummel	42-94	.447	2008
2.	Brandon Newman	33-76	.434	2021
	E'Twaun Moore	66-152	.434	2008

▶ Minimum 40 3-point attempts.

▶ BLOCKED SHOTS / FRESHMAN

9.	Isaac Haas	25	2015
10.	Zach Edey	22	2021

Mackey Arena Information							Inside the Numbers at Mackey Arena																																																																																																																																																																																																																																																																																																																										
First Game: Dec. 2, 1967 Games: 801 Sellouts: 403 Pct. of Sellouts: 403 / 801 (.503) Overall Record: 656-145 (.819) Non-Conference: 301-38 (.888) Big Ten: 355-107 (.768) Painter: 219-41 (.842) Non-Con: 110-9 (.924) BIG: 109-32 (.773) Total Attendance (Avg.): 10,520,577 (13,134) Unbeaten Seasons: 3 (1968-69, 2010-11, 2018-19)							MACKEY ARENA STREAKS • Overall winning streak: 2 (Jan. 22, 2021 vs. [7] Michigan) • Non-conf. winning streak: 7 (Nov. 9, 2019 vs. Texas) • Big Ten winning streak: 2 (Jan. 22, 2021 vs. [7] Michigan)																																																																																																																																																																																																																																																																																																																										
MACKEY ARENA HOME RECORD <table> <tr> <th>Year</th><th>Overall</th><th>Pct.</th><th>B10</th><th>Pct.</th><th>Attn.</th><th>Avg.</th></tr> <tr><td>1967-68</td><td>11-2</td><td>.846</td><td>7-0</td><td>1.000</td><td>180,102</td><td>13,854</td></tr> <tr><td>1968-69</td><td>11-0</td><td>1.000</td><td>7-0</td><td>1.000</td><td>155,298</td><td>14,118</td></tr> <tr><td>1969-70</td><td>11-1</td><td>.917</td><td>6-1</td><td>.857</td><td>169,476</td><td>14,123</td></tr> <tr><td>1970-71</td><td>9-4</td><td>.692</td><td>5-2</td><td>.714</td><td>175,240</td><td>13,480</td></tr> <tr><td>1971-72</td><td>8-4</td><td>.667</td><td>3-4</td><td>.429</td><td>164,412</td><td>13,701</td></tr> <tr><td>1972-73</td><td>10-2</td><td>.833</td><td>5-2</td><td>.714</td><td>154,788</td><td>12,899</td></tr> <tr><td>1973-74</td><td>12-2</td><td>.857</td><td>7-0</td><td>1.000</td><td>174,244</td><td>12,446</td></tr> <tr><td>1974-75</td><td>11-1</td><td>.917</td><td>8-1</td><td>.889</td><td>164,448</td><td>13,704</td></tr> <tr><td>1975-76</td><td>8-5</td><td>.615</td><td>6-3</td><td>.667</td><td>169,390</td><td>13,030</td></tr> <tr><td>1976-77</td><td>11-3</td><td>.786</td><td>8-1</td><td>.889</td><td>192,738</td><td>13,767</td></tr> <tr><td>1977-78</td><td>11-1</td><td>.917</td><td>9-0</td><td>1.000</td><td>159,300</td><td>13,275</td></tr> <tr><td>1978-79</td><td>15-2</td><td>.882</td><td>8-1</td><td>.889</td><td>231,795</td><td>13,635</td></tr> <tr><td>1979-80</td><td>15-2</td><td>.882</td><td>8-1</td><td>.889</td><td>234,345</td><td>13,785</td></tr> <tr><td>1980-81</td><td>12-3</td><td>.800</td><td>6-3</td><td>.667</td><td>197,910</td><td>13,194</td></tr> <tr><td>1981-82</td><td>12-4</td><td>.750</td><td>6-3</td><td>.667</td><td>213,040</td><td>13,315</td></tr> <tr><td>1982-83</td><td>13-1</td><td>.929</td><td>8-1</td><td>.889</td><td>188,608</td><td>13,472</td></tr> <tr><td>1983-84</td><td>12-1</td><td>.923</td><td>8-1</td><td>.889</td><td>173,147</td><td>13,319</td></tr> <tr><td>1984-85</td><td>12-4</td><td>.750</td><td>6-3</td><td>.667</td><td>202,784</td><td>12,674</td></tr> <tr><td>1985-86</td><td>13-2</td><td>.867</td><td>7-2</td><td>.778</td><td>200,085</td><td>13,339</td></tr> <tr><td>1986-87</td><td>12-1</td><td>.923</td><td>8-1</td><td>.889</td><td>183,599</td><td>14,123</td></tr> <tr><td>1987-88</td><td>15-1</td><td>.938</td><td>9-0</td><td>1.000</td><td>218,384</td><td>13,649</td></tr> <tr><td>1988-89</td><td>11-3</td><td>.786</td><td>6-3</td><td>.667</td><td>197,722</td><td>14,123</td></tr> <tr><td>1989-90</td><td>12-1</td><td>.923</td><td>8-1</td><td>.889</td><td>180,843</td><td>13,911</td></tr> <tr><td>1990-91</td><td>11-5</td><td>.688</td><td>6-3</td><td>.667</td><td>223,664</td><td>13,979</td></tr> <tr><td>1991-92</td><td>13-5</td><td>.722</td><td>5-4</td><td>.556</td><td>242,370</td><td>13,465</td></tr> <tr><td>1992-93</td><td>9-5</td><td>.643</td><td>4-5</td><td>.444</td><td>197,722</td><td>14,123</td></tr> <tr><td>1993-94</td><td>13-1</td><td>.929</td><td>8-1</td><td>.889</td><td>197,722</td><td>14,123</td></tr> <tr><td>1994-95</td><td>12-1</td><td>.923</td><td>8-1</td><td>.889</td><td>183,599</td><td>14,123</td></tr> <tr><td>1995-96</td><td>13-1</td><td>.929</td><td>8-1</td><td>.889</td><td>197,722</td><td>14,123</td></tr> <tr><td>1996-97</td><td>11-3</td><td>.786</td><td>7-2</td><td>.778</td><td>196,770</td><td>14,055</td></tr> <tr><td>1997-98</td><td>13-1</td><td>.929</td><td>7-1</td><td>.875</td><td>197,722</td><td>14,123</td></tr> <tr><td>1998-99</td><td>12-4</td><td>.750</td><td>4-4</td><td>.500</td><td>225,968</td><td>14,123</td></tr> <tr><td>1999-00</td><td>12-2</td><td>.857</td><td>7-1</td><td>.875</td><td>194,152</td><td>13,868</td></tr> <tr><td>2000-01</td><td>11-7</td><td>.611</td><td>4-4</td><td>.500</td><td>215,244</td><td>11,958</td></tr> <tr><td>2001-02</td><td>11-4</td><td>.733</td><td>5-3</td><td>.625</td><td>178,020</td><td>11,868</td></tr> <tr><td>2002-03</td><td>14-1</td><td>.933</td><td>7-1</td><td>.875</td><td>158,280</td><td>10,552</td></tr> <tr><td>2003-04</td><td>9-5</td><td>.643</td><td>4-4</td><td>.500</td><td>163,814</td><td>11,701</td></tr> <tr><td>2004-05</td><td>6-9</td><td>.400</td><td>3-5</td><td>.375</td><td>175,215</td><td>11,681</td></tr> <tr><td>2005-06</td><td>9-5</td><td>.643</td><td>3-5</td><td>.375</td><td>149,618</td><td>10,687</td></tr> <tr><td>2006-07</td><td>16-1</td><td>.941</td><td>7-1</td><td>.875</td><td>199,733</td><td>11,749</td></tr> <tr><td>2007-08</td><td>16-1</td><td>.941</td><td>9-0</td><td>1.000</td><td>209,865</td><td>12,345</td></tr> <tr><td>2008-09</td><td>15-3</td><td>.833</td><td>7-2</td><td>.778</td><td>246,744</td><td>13,708</td></tr> <tr><td>2009-10</td><td>14-2</td><td>.875</td><td>7-2</td><td>.778</td><td>218,896</td><td>13,681</td></tr> <tr><td>2010-11</td><td>16-0</td><td>1.000</td><td>9-0</td><td>1.000</td><td>222,659</td><td>13,916</td></tr> <tr><td>2011-12</td><td>13-4</td><td>.765</td><td>5-4</td><td>.556</td><td>2</td></tr></table>	Year	Overall	Pct.	B10	Pct.	Attn.	Avg.	1967-68	11-2	.846	7-0	1.000	180,102	13,854	1968-69	11-0	1.000	7-0	1.000	155,298	14,118	1969-70	11-1	.917	6-1	.857	169,476	14,123	1970-71	9-4	.692	5-2	.714	175,240	13,480	1971-72	8-4	.667	3-4	.429	164,412	13,701	1972-73	10-2	.833	5-2	.714	154,788	12,899	1973-74	12-2	.857	7-0	1.000	174,244	12,446	1974-75	11-1	.917	8-1	.889	164,448	13,704	1975-76	8-5	.615	6-3	.667	169,390	13,030	1976-77	11-3	.786	8-1	.889	192,738	13,767	1977-78	11-1	.917	9-0	1.000	159,300	13,275	1978-79	15-2	.882	8-1	.889	231,795	13,635	1979-80	15-2	.882	8-1	.889	234,345	13,785	1980-81	12-3	.800	6-3	.667	197,910	13,194	1981-82	12-4	.750	6-3	.667	213,040	13,315	1982-83	13-1	.929	8-1	.889	188,608	13,472	1983-84	12-1	.923	8-1	.889	173,147	13,319	1984-85	12-4	.750	6-3	.667	202,784	12,674	1985-86	13-2	.867	7-2	.778	200,085	13,339	1986-87	12-1	.923	8-1	.889	183,599	14,123	1987-88	15-1	.938	9-0	1.000	218,384	13,649	1988-89	11-3	.786	6-3	.667	197,722	14,123	1989-90	12-1	.923	8-1	.889	180,843	13,911	1990-91	11-5	.688	6-3	.667	223,664	13,979	1991-92	13-5	.722	5-4	.556	242,370	13,465	1992-93	9-5	.643	4-5	.444	197,722	14,123	1993-94	13-1	.929	8-1	.889	197,722	14,123	1994-95	12-1	.923	8-1	.889	183,599	14,123	1995-96	13-1	.929	8-1	.889	197,722	14,123	1996-97	11-3	.786	7-2	.778	196,770	14,055	1997-98	13-1	.929	7-1	.875	197,722	14,123	1998-99	12-4	.750	4-4	.500	225,968	14,123	1999-00	12-2	.857	7-1	.875	194,152	13,868	2000-01	11-7	.611	4-4	.500	215,244	11,958	2001-02	11-4	.733	5-3	.625	178,020	11,868	2002-03	14-1	.933	7-1	.875	158,280	10,552	2003-04	9-5	.643	4-4	.500	163,814	11,701	2004-05	6-9	.400	3-5	.375	175,215	11,681	2005-06	9-5	.643	3-5	.375	149,618	10,687	2006-07	16-1	.941	7-1	.875	199,733	11,749	2007-08	16-1	.941	9-0	1.000	209,865	12,345	2008-09	15-3	.833	7-2	.778	246,744	13,708	2009-10	14-2	.875	7-2	.778	218,896	13,681	2010-11	16-0	1.000	9-0	1.000	222,659	13,916	2011-12	13-4	.765	5-4	.556	2
Year	Overall	Pct.	B10	Pct.	Attn.	Avg.																																																																																																																																																																																																																																																																																																																											
1967-68	11-2	.846	7-0	1.000	180,102	13,854																																																																																																																																																																																																																																																																																																																											
1968-69	11-0	1.000	7-0	1.000	155,298	14,118																																																																																																																																																																																																																																																																																																																											
1969-70	11-1	.917	6-1	.857	169,476	14,123																																																																																																																																																																																																																																																																																																																											
1970-71	9-4	.692	5-2	.714	175,240	13,480																																																																																																																																																																																																																																																																																																																											
1971-72	8-4	.667	3-4	.429	164,412	13,701																																																																																																																																																																																																																																																																																																																											
1972-73	10-2	.833	5-2	.714	154,788	12,899																																																																																																																																																																																																																																																																																																																											
1973-74	12-2	.857	7-0	1.000	174,244	12,446																																																																																																																																																																																																																																																																																																																											
1974-75	11-1	.917	8-1	.889	164,448	13,704																																																																																																																																																																																																																																																																																																																											
1975-76	8-5	.615	6-3	.667	169,390	13,030																																																																																																																																																																																																																																																																																																																											
1976-77	11-3	.786	8-1	.889	192,738	13,767																																																																																																																																																																																																																																																																																																																											
1977-78	11-1	.917	9-0	1.000	159,300	13,275																																																																																																																																																																																																																																																																																																																											
1978-79	15-2	.882	8-1	.889	231,795	13,635																																																																																																																																																																																																																																																																																																																											
1979-80	15-2	.882	8-1	.889	234,345	13,785																																																																																																																																																																																																																																																																																																																											
1980-81	12-3	.800	6-3	.667	197,910	13,194																																																																																																																																																																																																																																																																																																																											
1981-82	12-4	.750	6-3	.667	213,040	13,315																																																																																																																																																																																																																																																																																																																											
1982-83	13-1	.929	8-1	.889	188,608	13,472																																																																																																																																																																																																																																																																																																																											
1983-84	12-1	.923	8-1	.889	173,147	13,319																																																																																																																																																																																																																																																																																																																											
1984-85	12-4	.750	6-3	.667	202,784	12,674																																																																																																																																																																																																																																																																																																																											
1985-86	13-2	.867	7-2	.778	200,085	13,339																																																																																																																																																																																																																																																																																																																											
1986-87	12-1	.923	8-1	.889	183,599	14,123																																																																																																																																																																																																																																																																																																																											
1987-88	15-1	.938	9-0	1.000	218,384	13,649																																																																																																																																																																																																																																																																																																																											
1988-89	11-3	.786	6-3	.667	197,722	14,123																																																																																																																																																																																																																																																																																																																											
1989-90	12-1	.923	8-1	.889	180,843	13,911																																																																																																																																																																																																																																																																																																																											
1990-91	11-5	.688	6-3	.667	223,664	13,979																																																																																																																																																																																																																																																																																																																											
1991-92	13-5	.722	5-4	.556	242,370	13,465																																																																																																																																																																																																																																																																																																																											
1992-93	9-5	.643	4-5	.444	197,722	14,123																																																																																																																																																																																																																																																																																																																											
1993-94	13-1	.929	8-1	.889	197,722	14,123																																																																																																																																																																																																																																																																																																																											
1994-95	12-1	.923	8-1	.889	183,599	14,123																																																																																																																																																																																																																																																																																																																											
1995-96	13-1	.929	8-1	.889	197,722	14,123																																																																																																																																																																																																																																																																																																																											
1996-97	11-3	.786	7-2	.778	196,770	14,055																																																																																																																																																																																																																																																																																																																											
1997-98	13-1	.929	7-1	.875	197,722	14,123																																																																																																																																																																																																																																																																																																																											
1998-99	12-4	.750	4-4	.500	225,968	14,123																																																																																																																																																																																																																																																																																																																											
1999-00	12-2	.857	7-1	.875	194,152	13,868																																																																																																																																																																																																																																																																																																																											
2000-01	11-7	.611	4-4	.500	215,244	11,958																																																																																																																																																																																																																																																																																																																											
2001-02	11-4	.733	5-3	.625	178,020	11,868																																																																																																																																																																																																																																																																																																																											
2002-03	14-1	.933	7-1	.875	158,280	10,552																																																																																																																																																																																																																																																																																																																											
2003-04	9-5	.643	4-4	.500	163,814	11,701																																																																																																																																																																																																																																																																																																																											
2004-05	6-9	.400	3-5	.375	175,215	11,681																																																																																																																																																																																																																																																																																																																											
2005-06	9-5	.643	3-5	.375	149,618	10,687																																																																																																																																																																																																																																																																																																																											
2006-07	16-1	.941	7-1	.875	199,733	11,749																																																																																																																																																																																																																																																																																																																											
2007-08	16-1	.941	9-0	1.000	209,865	12,345																																																																																																																																																																																																																																																																																																																											
2008-09	15-3	.833	7-2	.778	246,744	13,708																																																																																																																																																																																																																																																																																																																											
2009-10	14-2	.875	7-2	.778	218,896	13,681																																																																																																																																																																																																																																																																																																																											
2010-11	16-0	1.000	9-0	1.000	222,659	13,916																																																																																																																																																																																																																																																																																																																											
2011-12	13-4	.765	5-4	.556	2																																																																																																																																																																																																																																																																																																																												

HEAD COACH MATT PAINTER

► **Record at Purdue:** 350-181 (.659) / 16th year | **Career Record:** 375-186 (.668) / 17th year

- With five Sweet 16 appearances, 11 NCAA Tournament berths, three Big Ten regular-season championships, a Big Ten Tournament title, an Elite Eight and an international gold medal on his résumé, 16th-year head coach Matt Painter is widely regarded as one of the brightest young minds in all of college basketball.
- He was voted by his peers as the NABC National Coach of the Year after leading a team that started with a 6-5 record to the 2019 Elite Eight.
- Painter was named the 2019 Big Ten Coach of the Year and has led Purdue to three straight Sweet 16 appearances.
- Painter affirmed his long-term commitment to Purdue in October of 2018, agreeing to a two-year extension that will keep him in West Lafayette through at least the 2023-24 season. The deal features five, one-year extensions that go into effect through the 2028-29 season. Following the 2029 season, Painter will still only be 58 years old.
- Painter enters the 2020-21 season third on the school's all-time wins list (337) behind legendary mentors, Gene Keady and Ward "Piggy" Lambert, both of whom have been inducted into the College Basketball Hall of Fame.
- Has averaged almost 23 wins a season in his 15 years at Purdue. If you don't include the first transitional year (9-19 record), the average balloons to 24.0 wins per year over the last 14 seasons.
- Has won at least 25 games in nine of his 16 seasons as a collegiate head coach.
- Painter's four Big Ten Coach of the Year honors are the third most in league history (Gene Keady - 7; Bobby Knight - 5; Bo Ryan - 4).
- Painter has averaged 11.1 wins per year in conference play, the fifth-best average in Big Ten Conference history.
- Is one of just four active coaches to have won a Big Ten championship.
- Painter's 11 NCAA Tournaments in the last 14 years are the eighth most in the country.
- Purdue's five Sweet 16 appearances in the last 12 years are the ninth most nationally.
- Coach Painter's 12 NCAA Tournaments are the most for a coach nationally under the age of 55 (as of April 1, 2021 - Painter is 50 years old).
- Purdue has finished first or second in Big Ten play in seven of Painter's last 13 years.
- Has had 63 Academic All-Big Ten honorees in his 15 previous years at Purdue.
- Lastly, the five winningest classes in school history have come during the Painter era (2019, 2018, 2012, 2011, 2010).

YEAR-BY-YEAR COACHING RECORD

Year	School	Overall	Pct.	Conf.	Pct.	Postseason
2003-04	Southern Illinois	25-5	.833	17-1	.944	NCAA (0-1)
2005-06	Purdue	9-19	.321	3-13	.188	
2006-07	Purdue	22-12	.647	9-7	.563	NCAA (1-1)
2007-08	Purdue	25-9	.735	15-3	.833	NCAA (1-1)
2008-09	Purdue	27-10	.730	11-7	.611	NCAA (2-1)
2009-10	Purdue	29-6	.829	14-4	.778	NCAA (2-1)
2010-11	Purdue	26-8	.765	14-4	.778	NCAA (1-1)
2011-12	Purdue	22-13	.629	10-8	.556	NCAA (1-1)
2012-13	Purdue	16-18	.471	8-10	.444	CBI (1-1)
2013-14	Purdue	15-17	.469	5-13	.278	
2014-15	Purdue	21-13	.618	12-6	.667	NCAA (0-1)
2015-16	Purdue	26-9	.743	12-6	.667	NCAA (0-1)
2016-17	Purdue	27-8	.771	14-4	.778	NCAA (2-1)
2017-18	Purdue	30-7	.811	15-3	.833	NCAA (2-1)
2018-19	Purdue	26-10	.722	16-4	.800	NCAA (3-1)
2019-20	Purdue	16-15	.516	9-11	.450	
2020-21	Purdue	13-7	.650	8-5	.615	
Southern Illinois (1)		25-5	.833	17-1	.944	1 NCAA (0-1)
Purdue (16th)		350-181	.659	175-108	.618	11 NCAA (15-11)
Career (17th)		375-186	.668	192-109	.638	12 NCAA (15-12)
Postseason Record		27-26	.509			
MVC Tournament		1-1	.500			
Big Ten Tournament		11-13	.458			
NCAA Tournament		15-12	.556			
CBI Invitational		1-1	.500			

MISCELLANEOUS

MILESTONE VICTORIES

Win	Score	Opponent	Date
1	67-62	Wyoming	11-22-03
26	82-75	Wofford (1st win at Purdue)	11-19-05
50	62-38	Michigan State	2-7-07
100	49-45	Iowa	2-14-09
150	82-69	Northwestern	12-31-10
200	89-73	Minnesota	3-9-13
225	72-68	Minnesota (200th win at Purdue)	12-31-14
250	61-55	Wisconsin	12-29-15
300	86-61	IUPUI	12-10-17
325	84-46	Robert Morris (300th win at Purdue)	11-23-18
350	59-56	[20] VCU	11-29-19

PAINTER'S HOME RECORD AT PURDUE

Year	Non-Conf.	Big Ten	Overall
2005-06	6-0	3-5	9-5
2006-07	9-0	7-1	16-1
2007-08	7-1	9-0	16-1
2008-09	8-1	7-2	15-3
2009-10	7-0	7-2	14-2
2010-11	7-0	9-0	16-0
2011-12	8-0	5-4	13-4
2012-13	7-3	5-4	12-7
2013-14	8-0	4-5	12-5
2014-15	6-2	8-1	14-3
2015-16	9-0	8-1	17-1
2016-17	7-1	8-1	15-2
2017-18	8-0	8-1	16-1
2018-19	5-0	10-0	15-0
2019-20	5-1	6-4	11-5
2020-21	3-0	5-1	8-1
TOTALS	110-9 (.924)	109-32 (.773)	219-41 (.842)

ABOUT HEAD COACH MATT PAINTER

Born	Aug. 27, 1970
Hometown	Muncie, Indiana
High School	Delta High School
Degree	Purdue (1993); sociology
Master's	Eastern Illinois (1998); athletics administration

COACHING EXPERIENCE

Years	School, Position
1993-94	Wash. & Jefferson, asst. coach
1994-95	Barton College, asst. coach
1995-98	Eastern Illinois, asst. coach
1998-03	Southern Illinois, asst. coach
2003-04	Southern Illinois, head coach
2004-05	Purdue, associate head coach
2006-pres.	Purdue, head coach

PLAYING EXPERIENCE

Years	
1990-93	Purdue (Honorable mention All-Big Ten, 1993)

COACHING HONORS

2004	Missouri Valley Coach of the Year
2004	District V Coach of the Year (USBWA)
2008	Big Ten Coach of the Year
2008	District V Coach of the Year (USBWA)
2008	District 10 Coach of the Year (NABC)
2010	Big Ten Coach of the Year
2010	District V Coach of the Year (USBWA)
2010	District 7 Coach of the Year (NABC)
2011	Big Ten Coach of the Year
2011	District V Coach of the Year (USBWA)
2011	District 7 Coach of the Year (NABC)
2017	District V Coach of the Year (USBWA)
2019	NABC National Coach of the Year
2019	Big Ten Coach of the Year
2019	District V Coach of the Year (USBWA)
2019	District 7 Coach of the Year (NABC)

COACHING TREE

• Dru Anthrop	Los Angeles Lakers (video coordinator)
• Luke Brenneman	Mercer (director of operations)
• Joey Brooks	Nicholls State (assistant coach)
• D.J. Byrd	Mercer (assistant coach)
• Tarrance Crump	Missouri (graduate assistant)
• Greg Gary	Mercer (head coach)
• Kenneth Lowe	Miami, Ohio (assistant coach)
• Paul Lusk	Creighton (assistant coach)
• Cuonzo Martin	Missouri (head coach)
• Cowan Olinger	Miami, Ohio (director of operations)
• Jack Owens	Miami, Ohio (head coach)
• Rick Ray	Colorado (assistant coach)
• J.R. Reynolds	Miami, Ohio (assistant coach)
• Ryne Smith	Incarinate Word (assistant coach)
• P.J. Thompson	Purdue (graduate assistant)

NBA DRAFT PICKS UNDER PAINTER

2007	Carl Landry, 31st to Seattle
2011	JaJuan Johnson, 27th to Boston via New Jersey
2011	E'Twaun Moore, 55th overall to Boston
2012	Robbie Hummel, 58th to Minnesota
2016	A.J. Hammons, 46th to Dallas
2017	Caleb Swanigan, 26th to Portland
2018	Vince Edwards, 52nd to Houston via Utah
2019	Carsen Edwards, 33rd to Boston via Philadelphia

ALL-AMERICANS UNDER PAINTER

2010	Robbie Hummel, 2nd (NABC) / HM (AP)
2010	E'Twaun Moore, HM (AP)
2011	JaJuan Johnson, Consensus
2011	E'Twaun Moore, 3rd (NABC) / HM (AP)
2012	Robbie Hummel, HM (AP)
2016	A.J. Hammons, HM (AP)
2017	Caleb Swanigan, Consensus
2018	Carsen Edwards, 2nd (NABC) / 3rd (Sporting News)
2018	Isaac Haas, HM (AP)
2019	Carsen Edwards, Consensus (2nd team)

GAME 21 // PURDUE AT MINNESOTA // FEBRUARY 11, 2021

WINS OVER TOP-25 TEAMS (53)				PAINTER AMONG THE NATION'S BEST					NCAA DIVISION I ACTIVE WINS LIST (55 or younger)							
Date	Opponent	Site	Score	WINS PER SEASON IN BIG TEN PLAY					Wins	Coach	School	Age*	Wins / Yr.**			
2-11-06	[22] Michigan	Home	84-70	Avg.	Coach	School	Wins	Years	427	Tommy Amaker	Harvard	55	18.6			
11-29-06	[25] Virginia	Home	61-59	12.3	Bo Ryan	Wisconsin	172	2002-15	423	Jamie Dixon	TCU	55	24.2			
2-15-07	[24] Indiana	Home	81-68	12.2	Bob Knight	Indiana	353	1972-00	418	Sean Miller	Arizona	52	25.3			
12-15-07	[22] Louisville	Indianapolis, Ind.	67-59	12.1	Tom Izzo	Michigan State	302	1996-pres.	397	Mick Cronin	UCLA	49	22.6			
1-26-08	[11] Wisconsin	Home	60-56	11.5	Thad Matta	Ohio State	150	2005-17	395	Tom Crean	Georgia	55	19.2			
2-9-08	[8] Wisconsin	Away	72-67	11.1	Matt Painter	Purdue	167	2006-pres.	381	Scott Drew	Baylor	50	20.2			
2-12-08	[10] Michigan State	Home	60-54	10.6	Gene Keady	Purdue	265	1981-05	375	Matt Painter	Purdue	50	22.6			
12-20-08	[22] Davidson	Indianapolis, Ind.	76-58	* - Minimum 100 wins. / Through 2019-20 season.					364	Brad Brownell	Clemson	52	19.6			
1-22-09	[21] Minnesota	Away	70-62	ACTIVE BIG TEN COACHES TO WIN A CHAMPIONSHIP					361	Travis Ford	Saint Louis	51	17.7			
2-17-09	[6] Michigan State	Home	72-54	Coach	School		RS	Tourn.	359	Tony Bennett	Virginia	51	24.8			
3-21-09	[15] Washington	Portland, Ore. (NCAA)	76-74	Tom Izzo	Michigan State		10	6	► Through games played Feb. 9, 2021.							
11-23-09	[9] Tennessee	St. Thomas, US Virgin Islands	73-72	Matt Painter	Purdue		3	1	* - Min. 5 years as D-I coach // age as of April 1, 2021.							
1-1-10	[6] West Virginia	Home	77-62	Greg Gard	Wisconsin		1		** - Wins per year entering the 2020-21 season.							
1-28-10	[16] Wisconsin	Home	60-57	Mark Turgeon	Maryland		1		MOST APPEARANCES IN NCAA TOURNAMENT*							
2-9-10	[10] Michigan State	Away	76-64	NCAA TOURNAMENTS BY BIG TEN COACHES					NCAAs	Coach	School	Age*	Yrs.			
2-17-10	[9] Ohio State	Away	60-57	App.	Coach	Current School	Total Yrs.		35	Mike Krzyzewski	Duke	74	46			
3-21-10	[23] Texas A&M	Spokane, Wash. (NCAA)	63-61	22	Tom Izzo	Michigan State	25		34	Jim Boeheim	Syracuse	76	45			
1-22-11	[17] Michigan State	Home	86-76	12	Matt Painter	Purdue	16		29	Roy Williams	North Carolina	70	33			
1-29-11	[16] Minnesota	Home	73-61	9	Mark Turgeon	Maryland	20		24	Rick Barnes	Tennessee	66	34			
2-16-11	[10] Wisconsin	Home	70-62	9	Fran McCaffery	Iowa	24		24	Bob Huggins	West Virginia	67	36			
2-20-11	[2] Ohio State	Home	76-63	5	Chris Holtmann	Ohio State	9		22	Tom Izzo	Michigan State	66	26			
2-25-12	[11] Michigan	Away	75-61	4	Fred Hoiberg	Nebraska	6		21	Bill Self	Kansas	58	28			
3-16-12	[24] Saint Mary's	Omaha, Neb. (NCAA)	72-69	4	Brad Underwood	Illinois	7		20	Mark Few	Gonzaga	58	22			
1-2-13	[11] Illinois	Home	68-61	4	Archie Miller	Indiana	9		20	John Calipari	Kentucky	62	29			
3-3-13	[17] Wisconsin	Away	69-56	3	Greg Gard	Wisconsin	5		18	Tubby Smith	High Point	69	30			
1-24-15	[25] Iowa	Home	67-63	2	Jim Ferry	Penn State	15		18	Lon Kruger	Oklahoma	68	35			
1-28-15	[22] Indiana	Home	83-67	2	Richard Pitino	Minnesota	8		16	Jay Wright	VIIlanova	59	27			
2-4-15	[20] Ohio State	Home	60-58	1	Chris Collins	Northwestern	7		14	Mike Brey	Notre Dame	62	26			
2-6-16	[8] Michigan State	Home	82-81	1	Steve Pikiell	Rutgers	15		14	Dana Altman	Oregon	62	33			
2-27-16	[10] Maryland	Home	83-79	0	Juwan Howard	Michigan	1		12	Matt Painter	Purdue	50	17			
12-17-16	[21] Notre Dame	Indianapolis, Ind.	86-81	* - While coaching at all schools. / Entering 2020-21 season.					12	Bruce Weber	Kansas State	64	23			
1-8-17	[13] Wisconsin	Home	66-55	WINS AT PURDUE					11	Sean Miller	Arizona	52	17			
2-1-17	[25] Northwestern	Home	80-59	Coach	Yrs.	Gms.	W	L	Pct.	11	Jamie Dixon	TCU	55	18		
2-4-17	[17] Maryland	Away	73-72	Gene Keady	25	782	512	270	.655	► Entering 2020-21 season.						
3-18-17	[17] Iowa State	Milwaukee, Wis. (NCAA)	80-76	Ward Lambert	29	523	371	152	.709	* - Active coaches // age as of April 1, 2021						
11-24-17	[2] Arizona	Paradise Island, Bahamas	89-64	Matt Painter	16th	531	350	181	.659							
11-28-17	[17] Louisville	Home	66-57	GAMES COACHED AT PURDUE												
1-25-18	[25] Michigan	Home	92-88	Coach	Yrs.	Gms.	W	L	Pct.							
12-6-18	[23] Maryland	Home	62-60	Gene Keady	25	782	512	270	.655							
1-3-19	[25] Iowa	Home	86-70	Matt Painter	16th	531	350	181	.659							
1-19-19	[25] Indiana	Home	70-55	Ward Lambert	29	523	371	152	.709							
1-27-19	[6] Michigan State	Home	73-63													
3-23-19	[23] Villanova	Hartford, Conn. (NCAA)	87-61													
3-28-19	[6] Tennessee	Louisville, Ky. (NCAA)	99-94													
11-29-19	[20] VCU	Destin, Fla.	59-56													
12-4-19	[5] Virginia	Home	69-40													
1-12-20	[8] Michigan State	Home	71-42													
2-5-20	[17] Iowa	Home	104-68													
3-3-20	[18] Iowa	Away	77-68													
12-16-20	[20] Ohio State	Home	67-60													
1-8-21	[23] Michigan State	Away	55-54													
1-19-21	[15] Ohio State	Away	67-65													
1-30-21	[21] Minnesota	Home	81-62													
Most wins vs. ranked team:			Michigan State - 8													
Best record (min. 4 games):			Wisconsin (6-7, 429)													
Worst record (min. 4 games):			Ohio State (4-12, 250)													
RECORD BREAKDOWN																
Year	Overall	Big Ten	Non-Con.*	B1G Tour.	NCAAs	Home	Road	Neutral	vs. Top-25	Unranked	Nov.	Dec.	Jan.	Feb.	March	Longest W Streak
	W-L	W-L	W-L	W-L	W-L	W-L	W-L	W-L	W-L	W-L	W-L	W-L	W-L	W-L	W-L	
2005-06	9-19	3-13	6-5	0-1	0-0	9-5	0-11	0-3	1-7	8-12	2-2	4-3	1-7	2-4	0-3	3 (Dec. 17-28)
2006-07	22-12	9-7	11-3	1-1	1-1	16-1	2-7	4-4	2-7	20-5	5-1	6-2	3-5	5-2	3-2	6 (Nov. 21-Dec. 9)
2007-08	25-9	15-3	9-4	0-1	1-1	16-1	6-5	3-3	4-4	21-5	3-1	6-3	7-1	6-1	3-3	11 (Jan. 12-Feb. 16)
2008-09	27-10	11-7	11-2	3-0	2-1	15-3	5-5	7-2	4-5	23-5	5-1	6-2	6-1	5-3	5-3	6 (Two Times)
2009-10	29-6	14-4	12-0	1-1	2-1	14-2	8-2	7-2	6-3	23-3	5-0	7-0	6-3	6-1	5-2	14 (Nov. 13-Jan. 5)
2010-11	26-8	14-4	11-2	0-1	1-1	16-0	7-5	3-3	4-2	22-6	5-1	8-0	5-3	6-1	2-3	10 (Dec. 1-Jan. 9)
2011-12	22-13	10-8	10-3	1-1	1-1	13-4	5-5	4-4	2-10	20-3	7-1	5-2	3-4	5-3	2-3	4 (Nov. 11-18)
2012-13	16-18	8-10	7-6	0-1	0-0	12-7	4-7	0-4	2-8	14-10	3-3	3-3	5-4	2-5	3-3	3 (Two Times)
2013-14	15-17	5-13	10-3	0-1	0-0	12-5	2-8	1-4	0-9	15-8	5-2	5-2	3-4	2-5	0-4	5 (Nov. 8-24)
2014-15	21-13	12-6	8-5	1-1	0-1	14-3	4-6	3-4	3-4	18-9	5-1	4-4	5-3	5-1	2-4	4 (Two Times)
2015-16	26-9	12-6	12-1	2-1	0-1	17-1	5-5	4-3	2-5	24-4	6-0	7-1	6-3	3-3	4-2	11 (Nov. 13-Dec. 12)
2016-17	27-8	14-4	11-2	0-1	2-1	15-2	6-4	6-2	5-3	22-5	5-2	7-0	5-3	7-1	3-2	7 (Dec. 3-28)
2017-18	30-7	15-3	11-2	2-1	2-1	16-1	8-2	6-4	3-4	27-3	6-2	7-0	9-0	4-3	4-2	19 (Nov. 24-Feb. 3)
2018-19	26-10	16-4	7-4	0-1	3-1	15-0	6-6	5-4	6-6	20-4	5-2	3-3	7-1	6-1	5-3	8 (Jan. 11-Feb. 9)
2019-20	16-15	9-11	7-4	CANC.	CANC.	11-5	4-8	1-2	5-6	11-9	4-3	4-2	3-5	4-4	1-1	3 (Twice)
2020-21	13-7	8-5	5-2			8-1	3-5	2-1	4-4	9-3	1-1	6-3	5-2	1-1		4 (Jan. 8-19)
TOTALS	350-181	175-108	148-48	11-13	15-11	219-41	75-91	56-49	53-87	297-94	72-23	88-30	79-49	69-39	42-40	19 games
PCT.	.659	.618	.755	.458	.577	.842	.452	.533	.379	.760	.758	.746	.617	.639	.512	
STREAK	W-1	W-1	W-2	L-2	L-1	W-2	L-1	W-1	W-1	W-1	L-1	L-1	W-1	W-1	L-1	
* - Denotes regular-season non-conference play. Does not include postseason opponents.																
PURDUESPORTS.COM @BOILERBALL																

NCAA DIVISION I ACTIVE WINS LIST (55 or younger)				
Wins	Coach	School	Age*	Wins / Yr.**
427	Tommy Amaker	Harvard	55	18.6
423	Jamie Dixon	TCU	55	24.2
418	Sean Miller	Arizona	52	25.3
397	Mick Cronin	UCLA	49	22.6
395	Tom Crean	Georgia	55	19.2
381	Scott Drew	Baylor	50	20.2
375	Matt Painter	Purdue	50	22.6
364	Brad Brownell	Clemson	52	19.6
361	Travis Ford	Saint Louis	51	17.7
359	Tony Bennett	Virginia	51	24.8

► Through games played Feb. 9, 2021.
* - Min. 5 years as D-I coach // age as of April 1, 2021.
** - Wins per year entering the 2020-21 season.

MOST APPEARANCES IN NCAA TOURNAMENT*				
NCAAs	Coach	School	Age*	Yrs.
35	Mike Krzyzewski	Duke	74	46
34	Jim Boeheim	Syracuse	76	45
29	Roy Williams	North Carolina	70	33
24	Rick Barnes	Tennessee	66	34
24	Bob Huggins	West Virginia	67	36
22	Tom Izzo	Michigan State	66	26
21	Bill Self	Kansas	58	28
20	Mark Few	Gonzaga	58	22
20	John Calipari	Kentucky	62	29
18	Tubby Smith	High Point	69	30
18	Lon Kruger	Oklahoma	68	35
16	Jay Wright	Villanova	59	27
14	Mike Brey	Notre Dame	62	26
14	Dana Altman	Oregon	62	33
12	Matt Painter	Purdue	50	17
12	Bruce Weber	Kansas State	64	23
11	Sean Miller	Arizona	52	17
11	Jamie Dixon	TCU	55	18

► Entering 2020-21 season.
* - Active coaches // age as of April 1, 2021

2020-21 RESULTS / LEADERS

Overall Record: 13-7 Home: 8-1 Away: 3-5 Neutral: 2-1
 Big Ten Record: 8-5 Home: 5-1 Away: 3-4

Date		Opponent	W/L	Score	High Scorer	High Rebounds	High Assists	High Steals	High Blocks	Attend.
Nov. 25	1	vs. Liberty	W	77-64	Edey (19)	Williams (11)	Stefanovic, Williams (5)	Five Players (1)	Newman, Williams (1)	—
Nov. 26	1	vs. Clemson	L	70-81	Edey (17)	Edey, Williams (8)	Morton (5)	Newman (2)	Edey (2)	—
Dec. 1		Oakland	W	93-50	Newman (21)	Williams (14)	Stefanovic (7)	Four Players (1)	Williams (1)	200
Dec. 4		Valparaiso	W	68-61	Stefanovic (19)	Williams (11)	Stefanovic, Wheeler (3)	Gillis (2)	Edey (1)	200
Dec. 8	2	at Miami	L	54-58	Edey (15)	Williams (7)	Gillis (3)	Newman, Williams (2)	Wheeler (2)	—
Dec. 12		Indiana State	W	80-68	Williams (30)	Wheeler (13)	Hunter Jr. (5)	Three Players (1)	Wheeler (4)	200
Dec. 16	*	[20] Ohio State	W	67-60	Williams (16)	Williams (9)	Williams (8)	Wheeler (3)	Edey (2)	250
Dec. 19	3	vs. Notre Dame	W	88-78	Hunter Jr., Stefanovic (18)	Gillis (9)	Hunter Jr. (8)	Hunter Jr. (3)	Newman, Stefanovic (1)	—
Dec. 22	*	at [4] Iowa	L	55-70	Williams (14)	Williams (9)	Hunter Jr. (5)	Six Players (1)	Williams (3)	536
Dec. 25	*	Maryland	W	73-70	Newman (17)	Williams (8)	Ivey (4)	Three Players (1)	Edey (2)	250
Dec. 29	*	at [14] Rutgers	L	76-81	Williams (21)	Williams (12)	Gillis, Newman (3)	Stefanovic, Wheeler (1)	Ivey, Williams (1)	—
Jan. 2	*	at [15] Illinois	L	58-66	Newman, Williams (14)	Williams (8)	Hunter Jr. (4)	Hunter Jr. (2)	Edey (3)	—
Jan. 5	*	Nebraska	POSTPONED							
Jan. 8	*	at [23] Michigan State	W	55-54	Williams (26)	Williams (9)	Hunter Jr. (4)	Hunter Jr., Wheeler (1)	Newman (2)	—
Jan. 14	*	at Indiana	W	81-69	Williams (22)	Williams (10)	Hunter Jr. (4)	Newman (2)	Newman (1)	—
Jan. 17	*	Penn State	W	80-72	Stefanovic (15)	Williams (11)	Hunter Jr. (5)	Gillis (2)	Newman (3)	250
Jan. 19	*	at [15] Ohio State	W	67-65	Williams (16)	Williams (7)	Ivey (2)	Stefanovic (2)	Edey (1)	—
Jan. 22	*	[7] Michigan	L	53-70	Williams (14)	Williams (11)	Ivey (5)	Hunter Jr. (2)	Edey (3)	250
Jan. 30	*	[21] Minnesota	W	81-62	Newman (29)	Williams (14)	Hunter Jr. (7)	Three Players (2)	Ivey (2)	250
Feb. 2	*	at Maryland	L	60-61	Williams (23)	Williams (11)	Ivey (3)	Three Players (1)	Ivey (1)	—
Feb. 6	*	Northwestern	W	75-70	Ivey (20)	Edey (11)	Three Players (3)	Hunter Jr. (4)	Edey (4)	250
Feb. 11	*	at Minnesota								
Feb. 16	*	Michigan State								
Feb. 20	*	at Nebraska								
Feb. 26/27	*	at Penn State								
Mar. 2	*	Wisconsin								
Mar. 6	*	Indiana								
Mar. 10-14	4	Big Ten Tournament								

- * Denotes Big Ten Conference game
 1 Denotes Space Coast Challenge (Melbourne, Fla.)
 2 Denotes ACC / Big Ten Challenge (Miami, Fla.)
 3 Denotes Crossroads Classic (Indianapolis, Ind.)
 4 Denotes Big Ten Tournament (Chicago, Ill.)

2019-20 MARGINS OF VICTORY

	1	2	3	4	5	6	7	8	9	10	11	12	13	14	15	16	17	18	19	20	21	22	23	24	25+
Purdue	1	1	1		1		2	1		1		2	1						1						1
Opponents	1			1	1			1			1				1		1								

LARGEST LEADS / DEFICITS

WHEN LEADING

Largest Margin of Victory 43 (93-50) vs. Oakland (12-1-20)
 Largest Overall Lead 46 (92-46; 0:48 2nd) vs. Oakland (12-1-20)
 Largest Halftime Lead 22 (49-27) vs. Oakland (12-1-20)
 Largest Lead in a Loss 20 (32-12; 2:08 1st) vs. Miami (12-8-20)
 Largest Halftime Lead in a Loss 18 (32-14) vs. Miami (12-8-20)
 Largest Purdue Run 19 vs. [15] Illinois (1-2-21)

WHEN TRAILING

Largest Margin of Defeat 17 (53-70) vs. [7] Michigan (1-22-21)
 Largest Overall Deficit 18 (21-39; 19:13 2nd) vs. [7] Michigan (1-22-21)
 Largest Halftime Deficit 15 (16-31) vs. [23] Michigan State (1-8-21)
 Largest Deficit Overcome in a Win 17 (16-33; 19:06 2nd) vs. [23] Michigan State (1-8-21)
 Largest Halftime Deficit in a Win 15 (16-31) vs. [23] Michigan State (1-8-21)
 Largest Opponent Run 13 by [23] Michigan State (1-8-21)

2020-21 OVERALL STATISTICS

Game Records

Record	Overall	Home	Away	Neutral
ALL GAMES	13-7	8-1	3-5	2-1
CONFERENCE	8-5	5-1	3-4	0-0
NON-CONFERENCE	5-2	3-0	0-1	2-1

Score by Periods

Team	1st	2nd	OT	TOT
Purdue	652	759	0	1411
Opponents	646	684	0	1330

Team Box Score

No.	Player				Total		3-Point		F-Throw		Rebounds													
		GP-GS	MIN	AVG	FG-FGA	FG%	3FG-FGA	3FG%	FT-FTA	FT%	OFF	DEF	TOT	AVG	PF	DQ	A	TO	BLK	STL	PTS	AVG		
50	WILLIAMS, Trevion	20-18	501:40	25.1	133-256	.520	0-3	.000	42-81	.519	74	117	191	9.6	61	2	44	46	9	12	308	15.4		
55	STEFANOVIC, Sasha	17-16	513:32	30.2	52-117	.444	41-93	.441	36-44	.818	2	49	51	3.0	34	1	39	21	1	11	181	10.6		
5	NEWMAN, Brandon	20-20	519:47	26.0	68-158	.430	33-76	.434	25-26	.962	8	59	67	3.4	39	1	28	32	9	16	194	9.7		
2	HUNTER JR., Eric	16-15	495:17	31.0	50-143	.350	17-60	.283	34-38	.895	11	31	42	2.6	32	0	52	34	0	20	151	9.4		
23	IVEY, Jaden	15-4	297:10	19.8	47-126	.373	10-50	.200	28-42	.667	10	36	46	3.1	25	0	26	13	4	8	132	8.8		
15	EDEY, Zach	20-2	283:38	14.2	54-95	.568	0-0	.000	46-64	.719	32	53	85	4.3	46	1	4	30	22	4	154	7.7		
0	GILLIS, Mason	20-15	428:37	21.4	37-75	.493	16-45	.356	19-24	.792	27	46	73	3.7	48	1	25	22	2	10	109	5.5		
11	THOMPSON, Isaiah	20-5	386:40	19.3	28-63	.444	17-40	.425	21-27	.778	10	19	29	1.5	21	0	22	12	0	4	94	4.7		
1	WHEELER, Aaron	20-5	379:25	19.0	27-76	.355	10-48	.208	4-7	.571	19	74	93	4.7	39	1	23	23	11	12	68	3.4		
14	WULBRUN, Jared	1-0	03:23	3.4	1-1	1.000	1-1	1.000	0-0	.000	0	0	0	0.0	0	0	1	0	0	0	3	3.0		
21	FROST, Matt	1-0	03:23	3.4	1-1	1.000	1-1	1.000	0-0	.000	0	0	0	0.0	0	0	1	0	0	0	3	3.0		
25	MORTON, Ethan	19-0	184:05	9.7	5-20	.250	4-14	.286	0-0	.000	2	11	13	0.7	9	0	18	13	1	2	14	0.7		
22	MARTIN, Chase	1-0	03:23	3.4	0-1	.000	0-1	.000	0-0	.000	0	0	0	0.0	0	0	0	0	0	0	0	0.0		
Team											28	33	61					15						
Total		20	4000		503-1132	.444	150-432	.347	255-353	.722	223	528	751	37.6	354	7	283	261	59	99	1411	70.6		
Opponents		20	4000		462-1108	.417	167-515	.324	237-350	.677	161	458	619	31.0	371	6	287	229	68	121	1330	66.5		

Team Statistics

	PURDUE	OPP
Scoring	1411	1330
Points per game	70.6	66.5
Scoring margin	+4.1	-
Field goals-att	503-1132	462-1108
Field goal pct	.444	.417
3 point fg-att	150-432	167-515
3-point FG pct	.347	.324
3-pt FG made per game	7.5	8.4
Free throws-att	255-353	237-350
Free throw pct	.722	.677
F-Throws made per game	12.8	11.9
Rebounds	751	619
Rebounds per game	37.6	31.0
Rebounding margin	+6.6	-
Assists	283	287
Assists per game	14.2	14.4
Turnovers	261	229
Turnovers per game	13.1	11.5
Turnover margin	-1.6	-
Assist/turnover ratio	1.1	1.3
Steals	99	121
Steals per game	5.0	6.1
Blocks	59	68
Blocks per game	3.0	3.4
Winning streak	1	-
Home win streak	2	-
Attendance	1818	703
Home games-Avg/Game	9-202	8-88
Neutral site-Avg/Game	-	3-0

Team Results

Date	Opponent		Score	Att.
11/25/2020	vs Liberty	W	77-64	0
11/26/2020	vs Clemson	L	70-81	0
12/01/2020	Oakland	W	93-50	0
12/04/2020	Valparaiso	W	68-61	200
12/08/2020	at Miami (FL)	L	54-58	0
12/12/2020	Indiana St.	W	80-68	200
12/16/2020	Ohio St.	W	67-60	250
12/19/2020	vs Notre Dame	W	88-78	0
12/22/2020	at Iowa	L	55-70	536
12/25/2020	Maryland	W	73-70	250
12/29/2020	at Rutgers	L	76-81	0
01/02/2021	at Illinois	L	58-66	167
01/08/2021	at Michigan St.	W	55-54	0
01/14/2021	at Indiana	W	81-69	0
01/17/2021	Penn St.	W	80-72	168
01/19/2021	at Ohio St.	W	67-65	0
01/22/2021	Michigan	L	53-70	250
01/30/2021	Minnesota	W	81-62	250
02/02/2021	at Maryland	L	60-61	0
02/06/2021	Northwestern	W	75-70	250

2020-21 BIG TEN STATISTICS

Game Records

Record	Overall	Home	Away	Neutral
ALL GAMES	8-5	5-1	3-4	0-0
CONFERENCE	8-5	5-1	3-4	0-0
NON-CONFERENCE	0-0	0-0	0-0	0-0

Score by Periods

Team	1st	2nd	OT	TOT
Purdue	396	485	0	881
Opponents	432	438	0	870

Team Box Score

No.	Player				Total		3-Point		F-Throw		Rebounds													
		GP-GS	MIN	AVG	FG-FGA	FG%	3FG-FGA	3FG%	FT-FTA	FT%	OFF	DEF	TOT	AVG	PF	DQ	A	TO	BLK	STL	PTS	AVG		
50	WILLIAMS, Trevion	13-12	333:24	25.6	91-171	.532	0-2	.000	32-57	.561	48	74	122	9.4	38	0	29	28	6	6	214	16.5		
5	NEWMAN, Brandon	13-13	335:24	25.8	45-103	.437	22-49	.449	19-20	.950	3	44	47	3.6	24	0	10	24	7	9	131	10.1		
55	STEFANOVIC, Sasha	10-9	292:16	29.2	27-68	.397	17-50	.340	20-23	.870	1	31	32	3.2	22	1	17	13	0	9	91	9.1		
23	IVEY, Jaden	13-4	266:32	20.5	40-114	.351	9-47	.191	27-39	.692	10	32	42	3.2	21	0	25	11	4	7	116	8.9		
2	HUNTER JR., Eric	13-13	401:02	30.8	36-106	.340	11-43	.256	26-30	.867	9	25	34	2.6	26	0	39	31	0	15	109	8.4		
0	GILLIS, Mason	13-13	300:49	23.1	21-46	.457	9-29	.310	16-20	.800	19	29	48	3.7	35	1	17	14	2	6	67	5.2		
15	EDEY, Zach	13-1	178:31	13.7	21-49	.429	0-0	.000	23-33	.697	20	36	56	4.3	22	0	3	12	17	3	65	5.0		
11	THOMPSON, Isaiah	13-0	201:24	15.5	15-29	.517	9-18	.500	10-13	.769	7	12	19	1.5	12	0	8	4	0	1	49	3.8		
1	WHEELER, Aaron	13-0	214:57	16.5	13-37	.351	6-27	.222	1-2	.500	9	38	47	3.6	27	1	9	14	4	8	33	2.5		
25	MORTON, Ethan	12-0	75:42	6.3	2-5	.400	2-4	.500	0-0	.000	0	5	5	0.4	4	0	2	2	0	1	6	0.5		
Team											18	20	38					10						
Total		13	2600		311-728	.427	85-269	.316	174-237	.734	144	346	490	37.7	231	3	159	163	40	65	881	67.8		
Opponents		13	2600		305-730	.418	111-328	.338	147-225	.653	114	316	430	33.1	247	4	184	138	52	76	870	66.9		

Team Statistics

	PURDUE	OPP
Scoring	881	870
Points per game	67.8	66.9
Scoring margin	+0.8	-
Field goals-att	311-728	305-730
Field goal pct	.427	.418
3 point fg-att	85-269	111-328
3-point FG pct	.316	.338
3-pt FG made per game	6.5	8.5
Free throws-att	174-237	147-225
Free throw pct	.734	.653
F-Throws made per game	13.4	11.3
Rebounds	490	430
Rebounds per game	37.7	33.1
Rebounding margin	+4.6	-
Assists	159	184
Assists per game	12.2	14.2
Turnovers	163	138
Turnovers per game	12.5	10.6
Turnover margin	-1.9	-
Assist/turnover ratio	1.0	1.3
Steals	65	76
Steals per game	5.0	5.8
Blocks	40	52
Blocks per game	3.1	4.0
Winning streak	1	-
Home win streak	2	-
Attendance	1418	703
Home games-Avg/Game	6-236	7-100
Neutral site-Avg/Game	-	0-0

Team Results

Date	Opponent		Score	Att.
12/16/2020	Ohio St.	W	67-60	250
12/22/2020	at Iowa	L	55-70	536
12/25/2020	Maryland	W	73-70	250
12/29/2020	at Rutgers	L	76-81	0
01/02/2021	at Illinois	L	58-66	167
01/08/2021	at Michigan St.	W	55-54	0
01/14/2021	at Indiana	W	81-69	0
01/17/2021	Penn St.	W	80-72	168
01/19/2021	at Ohio St.	W	67-65	0
01/22/2021	Michigan	L	53-70	250
01/30/2021	Minnesota	W	81-62	250
02/02/2021	at Maryland	L	60-61	0
02/06/2021	Northwestern	W	75-70	250

GAME 21 // PURDUE AT MINNESOTA // FEBRUARY 11, 2021

[24] PURDUE 75, NORTHWESTERN 70 (Last Time Out)



Official Basketball Box Score - Final

Northwestern at Purdue

02/06/21 Mackey Arena, West Lafayette
2020-21 Men's Basketball

Game Time: 4:30 PM

Game Duration: 2:20

Attendance: 250

Officials: Larry Sciroto, Paul Szalc, Kelly Pfeifer

Northwestern - 70

Record: 6-10 (3-9)

NO. Name	Min	FG		3P		FT		Rebounds			Fouls		TP	AS	TO	ST	Blocks		+/-
		M-A	M-A	M-A	M-A	OR	DR	TOT	PF	FD	PF	FD					BS	BA	
10 Miller Kopp	F 31:11	2-9	1-4	0-0	1-2	2	6	8	2	2	2	2	5	1	0	0	0	0	-7
22 Pete Nance	F 36:42	8-12	3-5	1-2	2	6	8	4	4	1	20	0	2	1	1	1	0	0	-1
15 Ryan Young	C 27:46	4-7	0-1	2-2	0	2	2	4	4	4	10	2	4	0	1	2	1	2	-4
1 Chase Audige	G 36:20	7-15	3-8	1-2	2	4	6	3	2	18	6	2	1	0	0	0	0	0	-2
11 Anthony Gaines	G 17:33	0-0	0-0	0-0	0	2	2	1	0	0	1	1	1	0	0	0	0	0	-3
0 Boo Buie	26:48	2-9	2-7	2-2	0	4	4	2	4	8	6	4	0	0	0	0	0	0	-4
31 Robbie Beran	11:14	1-3	0-1	1-2	0	1	1	2	1	3	0	1	0	0	0	0	0	0	-5
3 Ty Berry	09:53	2-3	1-2	1-1	1	1	2	3	1	6	0	0	1	0	0	0	0	0	10
34 Matthew Nicholson	02:33	0-1	0-0	0-0	0	0	0	1	0	0	0	0	0	0	0	1	1	1	-9
Team						2	2	4			0			1					
Totals		26-59	10-28	8-11	8	24	32	22	15	70	16	15	3	3	4	-5			

Shooting By Period			
1 st	FG%	12-27	44.4%
	3PT%	7-14	50.0%
	FT%	1-2	50%
2 nd	FG%	14-32	43.8%
	3PT%	3-14	21.4%
	FT%	7-9	77.8%
GM	FG%	26-59	44.1%
	3PT%	10-28	35.7%
	FT%	8-11	72.7%

Dead Ball Rebounds: 2, 1

Technical Fouls::NONE

Purdue - 75

Record: 13-7 (8-5)

NO. Name	Min	FG		3P		FT		Rebounds			Fouls		TP	AS	TO	ST	Blocks		+/-
		M-A	M-A	M-A	M-A	OR	DR	TOT	PF	FD	PF	FD					BS	BA	
0 Mason Gillis	F 25:36	4-4	3-3	0-0	1	1	2	4	2	11	3	3	0	0	0	0	0	0	4
50 Trevion Williams	F 15:41	4-9	0-0	0-0	1	2	3	4	1	8	3	2	0	0	0	0	0	0	5
2 Eric Hunter Jr.	G 31:37	2-6	1-3	4-4	0	2	2	3	2	9	1	2	4	0	0	4	0	0	4
5 Brandon Newman	G 25:24	4-7	2-4	0-0	0	3	3	1	0	10	1	1	1	1	0	1	-3		
23 Jaden Ivey	G 35:55	6-14	2-7	6-6	1	6	7	0	5	20	3	0	2	0	2	2	2		
11 Isaiah Thompson	12:42	0-2	0-1	0-0	0	1	1	0	0	0	0	0	0	0	0	0	5		
15 Zach Edey	23:27	2-6	0-0	8-8	5	6	11	1	6	12	1	0	1	4	0	5			
55 Sasha Stefanovic	14:36	0-4	0-3	4-4	0	0	0	0	3	4	1	1	2	0	0	8			
1 Aaron Wheeler	15:02	0-2	0-2	1-2	0	3	3	2	3	1	1	0	0	0	0	-5			
Team						0	2	2			0		3						
Totals		22-54	8-23	23-24	8	26	34	15	22	75	14	12	10	4	3	5			

Shooting By Period			
1 st	FG%	12-31	38.7%
	3PT%	5-15	33.3%
	FT%	6-6	100%
2 nd	FG%	10-23	43.5%
	3PT%	3-8	37.5%
	FT%	17-18	94.4%
GM	FG%	22-54	40.7%
	3PT%	8-23	34.8%
	FT%	23-24	95.8%

Dead Ball Rebounds: 0, 0

Technical Fouls::NONE

	NWU	PUR
Biggest lead	0 (1 st 20:00)	13 (1 st 2:53)
Best Scoring Run	9 (1 st 1:30)	9 (1 st 3:51)
Lead Changes	0	
Times Tied	0	
Time with Lead	00:00	38:59

Points from	NWU	PUR
Turnovers	11	18
Paint	26	24
Second Chance	13	7
Fast Breaks	5	12
Bench	17	17

Period by Period Scoring			
	1st	2nd	TOT
NWU	32	38	70
PUR	35	40	75

PURDUE 81, MINNESOTA 61 (January 30, 2021)



Official Basketball Box Score - Final

Minnesota at Purdue

01/30/21 Mackey Arena, West Lafayette
2020-21 Men's Basketball

Game Time: 7:30 PM

Game Duration: 2:14

Attendance: 250

Officials: D.J. Carstensen, Steve McJunkins, Rob Keuneman

Minnesota - 62

Record: 11-6 (4-6)

				FG	3P	FT	Rebounds			Fouls			AS	TO	ST	Blocks		
NO.	Name		Min	M-A	M-A	M-A	OR	DR	TOT	PF	FD	TP				BS	BA	+/-
23	Brandon Johnson	F	33:01	4-7	0-2	3-4	1	2	3	2	4	11	3	0	2	0	0	-9
0	Liam Robbins	C	30:15	6-16	2-7	1-3	3	4	7	4	7	15	1	3	0	6	1	-6
1	Tre' Williams	G	23:35	3-4	2-2	0-0	1	4	5	1	0	8	1	0	0	0	0	-12
5	Marcus Carr	G	37:43	2-13	0-5	2-2	2	2	4	4	4	6	5	2	1	0	0	-25
22	Gabe Kalscheur	G	29:48	2-5	2-5	0-0	0	1	1	3	1	6	3	0	3	0	0	-11
24	Eric Curry		09:01	3-6	2-3	2-2	0	0	0	3	1	10	0	0	0	0	1	-10
4	Jamal Mashburn, Jr.		15:29	2-5	2-4	0-0	0	0	0	0	0	6	0	1	0	0	0	-6
11	Both Gach		13:25	0-1	0-0	0-0	0	2	2	2	1	0	1	3	0	0	0	-3
35	Isaiah Ihnen		06:59	0-0	0-0	0-0	1	1	2	2	0	0	1	1	0	1	0	-10
32	Sam Freeman		00:44	0-0	0-0	0-0	0	0	0	0	0	0	0	1	0	0	0	-3
Team							1	2	3			0		0				
Totals				22-57	10-28	8-11	9	18	27	21	18	62	15	11	6	7	2	-19

Shooting By Period			
1 st	FG%	12-30	40.0%
	3PT%	7-16	43.8%
	FT%	4-5	80%
2 nd	FG%	10-27	37.0%
	3PT%	3-12	25.0%
	FT%	4-6	66.7%
GM	FG%	22-57	38.6%
	3PT%	10-28	35.7%
	FT%	8-11	72.7%

Dead Ball Rebounds: 2, 0

Technical Fouls: Williams 1st 0:47

Purdue - 81

Record: 12-6 (7-4)

				FG	3P	FT	Rebounds			Fouls		TP	AS	TO	ST	Blocks		
NO.	Name		Min	M-A	M-A	M-A	OR	DR	TOT	PF	FD					BS	BA	+/-
0	Mason Gillis	F	28:11	3-6	2-4	3-4	5	4	9	3	2	11	0	0	2	0	1	24
50	Trevion Williams	F	32:31	7-18	0-0	3-4	6	8	14	4	6	17	3	2	2	0	3	10
2	Eric Hunter Jr.	G	38:32	2-5	0-2	0-0	1	5	6	3	0	4	7	2	1	0	0	25
5	Brandon Newman	G	35:58	9-14	5-6	6-6	0	6	6	0	3	29	0	1	2	0	0	27
23	Jaden Ivey	G	17:48	3-9	1-2	0-1	0	1	1	1	4	7	1	1	1	2	3	-1
11	Isaiah Thompson		26:14	0-1	0-0	5-5	0	0	0	2	2	5	0	0	0	0	0	12
15	Zach Edey		07:29	1-1	0-0	2-4	1	0	1	3	2	4	0	2	0	0	0	9
1	Aaron Wheeler		11:49	2-3	0-1	0-0	2	1	3	2	0	4	0	2	0	0	0	-5
25	Ethan Morton		01:28	0-0	0-0	0-0	0	0	0	0	1	0	0	0	0	0	0	-6
Team							2	2	4			0		0				
Totals				27-57	8-15	19-24	17	27	44	18	20	81	11	10	8	2	7	19

Shooting By Period			
1 st	FG%	9-27	33.3%
	3PT%	0-5	0.0%
	FT%	12-15	80%
2 nd	FG%	18-30	60.0%
	3PT%	8-10	80.0%
	FT%	7-9	77.8%
GM	FG%	27-57	47.4%
	3PT%	8-15	53.3%
	FT%	19-24	79.2%

Dead Ball Rebounds: 0, 0

Technical Fouls: NONE

	MIN	PUR	Points from		MIN		PUR		Period by Period Scoring		
Biggest lead	14 (1 st 9:24)	19 (2 nd 0:20)	Turnovers	6	14				1 st	2 nd	TOT
Best Scoring Run	8 (1 st 9:24)	11 (2 nd 10:05)	Paint	20	26	MIN	35	27	62		
Lead Changes	2		Second Chance	9	21	PUR	30	51	81		
Times Tied	1		Fast Breaks	8	2						
Time with Lead	22:59	15:46	Bench	16	13						

GAME 21 // PURDUE AT MINNESOTA // FEBRUARY 11, 2021

2020-21 GAME-BY-GAME COMPARISON																			
Team	W/L	F6-FGA	Pct.	3P-3PA	Pct.	FT-FTA	Pct.	O-D	Reb.	PF	A	TO	B	S	1st	2nd	OT	Pts.	PPP
Purdue	W	31-53	.585	9-18	.500	6-11	.545	5-25	30	18	20	16	2	5	39	38		77	1.15
Liberty		21-52	.404	11-32	.344	11-16	.688	7-17	24	14	15	13	1	6	32	32		64	0.96
Purdue	L	26-58	.448	9-21	.429	9-11	.818	13-24	37	16	11	22	3	4	28	42		70	0.95
Clemson		29-59	.492	10-28	.357	13-15	.867	4-20	24	17	16	13	1	13	36	45		81	1.09
Purdue	W	33-60	.550	17-32	.531	10-11	.909	13-27	40	14	27	12	1	4	49	44		93	1.45
Oakland		18-54	.333	3-21	.143	11-16	.688	10-11	21	12	11	13	0	8	27	23		50	0.78
Purdue	W	19-54	.352	6-23	.261	24-37	.649	11-23	34	21	13	9	1	4	23	45		68	0.99
Valparaiso		19-46	.413	8-26	.308	15-19	.789	4-28	32	32	13	17	3	3	34	27		61	0.88
Purdue	L	21-60	.350	4-25	.160	8-10	.800	13-27	40	23	11	14	2	8	32	22		54	0.82
Miami		20-47	.426	1-17	.059	17-29	.586	7-26	33	14	12	13	5	7	14	44		58	0.88
Purdue	W	30-54	.556	6-16	.375	14-21	.667	12-28	40	13	22	19	8	3	38	42		80	1.11
Indiana State		26-59	.441	7-22	.318	9-13	.692	6-18	24	21	15	13	2	7	29	39		68	0.94
Purdue	W	25-53	.472	6-20	.300	11-13	.846	9-27	36	19	16	16	3	9	38	29		67	1.00
[20] Ohio State		22-58	.379	6-24	.250	10-13	.769	10-20	30	18	14	13	3	6	33	27		60	0.90
Purdue	W	32-65	.492	14-28	.500	10-15	.667	12-28	40	18	20	6	2	6	47	41		88	1.29
Notre Dame		24-61	.393	16-41	.390	14-17	.824	9-22	31	14	21	9	4	1	42	36		78	1.15
Purdue	L	23-58	.397	8-25	.320	1-3	.333	9-26	35	16	17	14	3	6	27	28		55	0.85
[4] Iowa		24-56	.429	12-34	.353	10-14	.714	9-28	37	10	21	11	4	6	37	33		70	1.08
Purdue	W	26-57	.456	10-22	.455	11-17	.647	10-31	41	18	16	10	3	3	41	32		73	1.11
Maryland		25-58	.431	10-28	.357	10-21	.476	6-25	31	18	14	5	3	5	28	42		70	1.06
Purdue	L	29-59	.492	7-26	.269	11-14	.786	9-24	33	15	14	8	2	2	34	42		76	1.19
[14] Rutgers		28-56	.500	11-21	.524	14-17	.824	7-24	31	17	12	6	3	7	40	41		81	1.27
Purdue	L	22-56	.393	7-16	.438	7-12	.583	6-27	33	20	11	14	4	3	23	35		58	0.84
[15] Illinois		25-52	.481	7-20	.350	9-22	.409	6-33	39	15	17	12	6	6	33	33		66	0.96
Purdue	W	19-56	.339	3-24	.125	14-19	.737	16-21	37	21	9	14	3	2	16	39		55	0.90
[23] Michigan State		16-41	.390	3-13	.231	19-25	.760	7-24	31	22	12	14	9	4	31	23		54	0.89
Purdue	W	25-47	.532	11-17	.647	20-31	.645	7-31	38	24	15	14	1	3	40	41		81	1.16
Indiana		25-57	.439	3-18	.167	16-29	.552	8-22	30	27	14	9	2	8	36	33		69	0.99
Purdue	W	25-62	.403	6-32	.188	24-33	.727	14-33	47	16	12	12	7	5	33	47		80	1.08
Penn State		27-82	.329	10-39	.256	8-13	.615	23-26	49	27	11	7	3	7	32	40		72	0.97
Purdue	W	26-54	.481	5-20	.250	10-17	.588	9-29	38	18	4	10	1	5	31	36		67	1.05
[15] Ohio State		20-53	.377	14-35	.400	11-17	.647	8-22	30	18	11	11	2	2	37	28		65	1.02
Purdue	L	20-65	.308	2-12	.167	11-15	.733	20-21	41	16	11	14	6	6	21	32		53	0.79
[7] Michigan		25-56	.446	6-15	.400	14-17	.824	10-29	39	18	14	14	5	6	34	36		70	1.04
Purdue	W	27-57	.474	8-15	.533	19-24	.792	17-27	44	18	11	10	2	8	30	51		81	1.29
[21] Minnesota		22-57	.386	10-28	.357	8-11	.727	9-18	27	21	15	11	7	6	35	27		62	0.98
[24] Purdue	L	22-50	.440	4-17	.235	12-15	.800	10-23	33	15	9	15	1	3	27	33		60	0.98
Maryland		21-46	.457	9-25	.360	10-15	.667	3-21	24	15	13	10	2	10	24	37		61	1.00
[24] Purdue	W	22-54	.407	8-23	.348	23-24	.958	8-26	34	15	14	12	4	10	35	40		75	1.07
Northwestern		26-59	.441	10-28	.357	8-11	.727	8-24	32	22	16	15	3	3	32	38		70	1.00

MISCELLANEOUS SINGLE-GAME INFORMATION

Date	Opponent	Biggest Lead		Lead Chang.	Ties	----Time In the Lead----			Biggest Run		Paint	Off TO	2nd-ch.	Bench	Starters	Fr.	So.	Jr.	Sr.
		PU	Opp.			PU	Opp.	Tied	PU	Opp.									
Nov. 25	vs. Liberty	13	2	3	2	35:30	2:20	2:10	7	6	36/14	17/10	8/0	34/9	43/55	44	7	26	0
Nov. 26	vs. Clemson	1	15	2	4	0:38	35:50	3:32	6	11	32/30	21/24	13/3	20/28	50/53	35	15	20	0
Dec. 1	Oakland	46	1	6	1	37:01	2:36	0:23	13	8	26/24	19/16	14/10	29/13	64/37	44	9	40	0
Dec. 4	Valparaiso	7	11	4	1	10:09	29:34	0:17	11	12	24/14	12/9	13/5	14/38	54/23	16	14	38	0
Dec. 8	at Miami	20	4	2	1	37:36	2:08	0:16	15	11	26/28	14/10	8/3	35/7	19/51	31	0	23	0
Dec. 12	Indiana State	13	9	1	0	28:44	10:57	0:19	10	6	48/30	16/27	13/6	40/7	40/61	15	0	65	0
Dec. 16	[20] Ohio State	14	5	2	4	33:09	2:38	4:13	8	6	34/28	14/16	13/5	25/18	42/42	21	0	46	0
Dec. 19	vs. Notre Dame	15	2	4	3	37:14	0:48	1:58	11	10	26/14	13/5	11/8	18/15	70/63	33	3	52	0
Dec. 22	at [4] Iowa	5	15	5	5	2:56	34:21	2:43	8	10	28/22	14/20	7/7	11/14	44/56	21	3	31	0
Dec. 25	Maryland	15	0	0	1	39:25	0:00	0:35	8	10	26/26	7/12	7/12	20/18	53/52	39	3	31	0
Dec. 29	at [14] Rutgers	5	15	10	5	9:51	27:10	2:59	8	9	42/28	4/9	14/10	28/8	48/73	15	17	34	0
Jan. 2	at [15] Illinois	6	13	3	3	10:37	27:15	2:08	19	10	20/32	5/17	5/7	19/13	39/53	23	6	29	0
Jan. 8	at [23] Michigan State	1	17	5	3	1:09	37:28	1:23	8	13	28/12	11/10	9/6	17/19	38/35	14	2	39	0
Jan. 14	at Indiana	12	2	3	2	36:40	1:10	2:10	8	9	26/36	9/23	9/11	21/20	60/49	35	0	46	0
Jan. 17	Penn State	17	2	8	3	34:54	3:29	1:37	13	8	34/20	5/11	17/29	13/13	67/59	38	0	42	0
Jan. 19	at [15] Ohio State	4	11	8	4	2:45	35:02	2:13	8	11	36/8	15/8	6/10	28/6	39/59	23	3	41	0
Jan. 22	[7] Michigan	0	18	0	1	0:00	38:41	1:19	5	7	34/36	10/20	14/16	10/14	43/56	25	4	24	0
Jan. 30	[21] Minnesota	19	14	2	1	15:46	22:59	1:15	11	8	26/20	14/6	21/9	13/16	68/46	51	5	25	0
Feb. 2	Maryland	7	3	10	12	26:28	5:21	8:11	5	6	26/16	3/8	5/2	13/7	47/54	27	6	27	0
Feb. 6	Northwestern	13	0	0	0	38:59	0:00	1:01	9	9	24/26	18/11	7/13	17/17	58/53	53	0	22	0
PURDUE TOTALS		46							19		602	241	214	425	986	603	97	701	0
PURDUE AVERAGES											30.1	12.1	10.7	21.3	49.3	30.2	4.9	35.1	0.0
OPPONENT TOTALS		18							13		464	272	172	300	1,030				
OPPONENT AVERAGES											23.2	13.6	8.6	15.0	51.5				

POINTS-REBOUNDS-ASSISTS (starters in underline>

Date	Opponent	Result	#0 Gillis	#1 Wheeler	#2 Hunter	#4 Dowuona	#5 Newman	#11 Thompson	#14 Wulbrun	#15 Edey	#21 Frost	#22 Martin	#23 Ivey	#25 Morton	#34 Barrett	#50 Williams	#55 Stefan.
N25	vs. Liberty	W, 77-64	3-2-0	<u>10-5-4</u>	DNP	DNP	<u>10-1-2</u>	<u>7-0-2</u>	DNP	19-5-0	DNP	DNP	12-1-0	0-0-2	DNP	<u>7-1-5</u>	<u>9-3-5</u>
N26	vs. Clemson	L, 70-81	3-2-0	<u>2-6-2</u>	DNP	DNP	<u>15-5-1</u>	<u>15-2-1</u>	DNP	17-8-0	DNP	DNP	DNP	0-1-5	DNP	<u>10-8-2</u>	<u>8-2-0</u>
D1	Oakland	W, 93-50	7-2-1	<u>9-6-0</u>	DNP	DNP	<u>21-4-3</u>	<u>6-2-6</u>	3-0-1	13-7-0	3-0-1	0-0-0	DNP	3-2-6	DNP	<u>8-14-2</u>	<u>20-1-7</u>
D4	Valparaiso	W, 68-61	3-1-1	<u>2-5-3</u>	DNP	DNP	<u>2-3-2</u>	<u>14-3-2</u>	DNP	6-1-0	DNP	DNP	DNP	5-2-0	DNP	<u>17-11-2</u>	<u>19-3-3</u>
D8	at Miami	L, 54-58	9-6-3	<u>0-4-2</u>	11-2-0	DNP	<u>7-5-2</u>	<u>0-2-2</u>	DNP	15-2-1	DNP	DNP	DNP	0-3-0	DNP	<u>8-7-0</u>	<u>4-5-1</u>
D12	Indiana State	W, 80-68	<u>5-3-2</u>	10-13-1	<u>13-1-5</u>	DNP	<u>0-1-4</u>	0-1-1	DNP	<u>10-3-0</u>	DNP	DNP	DNP	0-0-3	DNP	30-11-2	<u>12-3-4</u>
D16	[20] Ohio State	W, 67-60	<u>6-0-1</u>	5-6-1	<u>15-1-2</u>	DNP	<u>10-7-0</u>	0-2-1	DNP	<u>1-5-0</u>	DNP	DNP	4-1-0	0-0-0	DNP	16-9-8	<u>10-2-3</u>
D19	vs. Notre Dame	W, 88-78	<u>12-9-1</u>	2-7-2	<u>18-5-8</u>	DNP	<u>8-1-4</u>	3-0-0	DNP	9-3-0	DNP	DNP	4-3-1	0-0-0	DNP	<u>14-7-2</u>	<u>18-2-2</u>
D22	at [4] Iowa	L, 55-70	<u>7-2-2</u>	5-2-1	<u>4-2-5</u>	DNP	<u>11-8-2</u>	3-4-1	DNP	3-1-1	DNP	DNP	0-0-1	0-0-0	DNP	<u>14-9-1</u>	<u>8-4-3</u>
D25	Maryland	W, 73-70	<u>5-6-2</u>	0-3-1	<u>16-1-1</u>	DNP	<u>17-2-1</u>	3-1-2	DNP	6-7-0	DNP	DNP	11-5-4	0-0-0	DNP	<u>10-8-2</u>	<u>5-5-3</u>
D29	at [14] Rutgers	L, 76-81	<u>0-4-3</u>	0-2-0	<u>9-1-2</u>	DNP	<u>4-2-3</u>	17-1-0	DNP	3-3-1	DNP	DNP	8-2-2	0-0-0	DNP	<u>21-12-1</u>	<u>14-4-2</u>
J2	at [15] Illinois	L, 58-66	<u>2-0-0</u>	6-4-2	<u>0-4-4</u>	DNP	<u>14-5-0</u>	6-2-2	DNP	7-4-0	DNP	DNP	0-2-0	0-0-1	DNP	<u>14-8-2</u>	<u>9-3-0</u>
J8	at [23] Michigan State	W, 55-54	<u>0-1-0</u>	3-2-1	<u>7-6-4</u>	DNP	<u>2-1-1</u>	2-0-0	DNP	6-3-0	DNP	DNP	6-6-1	0-0-0	DNP	<u>26-9-2</u>	<u>3-3-0</u>
J14	at Indiana	W, 81-69	<u>7-6-1</u>	5-5-1	<u>11-2-4</u>	DNP	<u>12-6-1</u>	0-2-1	DNP	0-0-0	DNP	DNP	13-2-2	3-2-0	DNP	<u>22-10-2</u>	<u>8-1-3</u>
J17	Penn State	W, 80-72	<u>12-5-1</u>	0-2-0	<u>14-4-5</u>	DNP	<u>13-5-1</u>	0-1-1	DNP	7-6-0	DNP	DNP	6-3-1	0-0-0	DNP	<u>13-11-1</u>	<u>15-6-2</u>
J19	at [15] Ohio State	W, 67-65	<u>0-1-0</u>	2-5-1	<u>8-4-0</u>	DNP	<u>0-0-0</u>	3-1-0	DNP	8-5-0	DNP	DNP	15-4-2	0-2-0	DNP	<u>16-7-1</u>	<u>15-4-0</u>
J22	[7] Michigan	L, 53-70	<u>3-6-2</u>	2-4-0	<u>8-1-2</u>	DNP	<u>6-1-0</u>	4-2-0	DNP	4-8-0	DNP	DNP	<u>12-5-5</u>	0-1-0	DNP	<u>14-11-2</u>	DNP
J30	[21] Minnesota	W, 81-62	<u>11-9-0</u>	4-3-0	<u>4-6-7</u>	DNP	<u>29-6-0</u>	5-0-0	DNP	4-1-0	DNP	DNP	<u>7-1-1</u>	0-0-0	DNP	<u>17-14-3</u>	DNP
F2	at Maryland	L, 60-61	<u>3-6-2</u>	0-6-0	<u>4-0-2</u>	DNP	<u>3-1-0</u>	6-2-0	DNP	4-2-0	DNP	DNP	<u>14-4-3</u>	3-0-1	DNP	<u>23-11-1</u>	DNP
F6	Northwestern	W, 75-70	<u>11-2-3</u>	1-3-1	<u>9-2-1</u>	DNP	<u>10-3-1</u>	0-1-0	DNP	12-11-1	DNP	DNP	<u>20-7-3</u>	DNP	DNP	<u>8-3-3</u>	<u>4-0-1</u>

GAME 21 // PURDUE AT MINNESOTA // FEBRUARY 11, 2021

INSIDE THE NUMBERS						PURDUE'S RECORD WHEN...																																
10+ POINTS			2021			CAREER			CONSECUTIVE FREE THROWS MADE			FIRST POINTS			2P			3P			FT			No.			Category			2020-21			Painter			Str.		
Trevion Williams			16 (10-6)			37 (21-16)			Brandon Newman			19			Trevion Williams			11			1			12			All Games			13-7			350-181			W-1		
Eric Hunter Jr.			7 (6-1)			29 (20-9)			Zach Edey			9			Sasha Stefanovic						3			3			At Home			8-1			219-41			W-2		
Sasha Stefanovic			8 (7-1)			21 (16-5)			Jaden Ivey			9			Brandon Newman			2						2			On Road			3-5			75-91			L-1		
Brandon Newman			11 (8-3)			11 (8-3)			Sasha Stefanovic			9			Isaiah Thompson						1			1			At Neutral Sites			2-1			56-49			W-1		
Isaiah Thompson			3 (1-2)			10 (5-5)			Eric Hunter Jr.			7			Zach Edey									1			vs. Big Ten Foes			8-5			186-121			W-1		
Aaron Wheeler			2 (2-0)			10 (9-1)			Isaiah Thompson			5			Mason Gillis						1			1			Big Ten Regular-Season			8-5			175-108			W-1		
Jaden Ivey			7 (5-2)			7 (5-2)			Trevion Williams			4															Big Ten Tournament						11-13			L-2		
Zach Edey			6 (4-2)			6 (4-2)			TEAM			2			POINTS LEADER			2021			CAREER			At Home			4-1			108-32			W-1					
Mason Gillis			4 (4-0)			4 (4-0)									Trevion Williams			10 (5-5)			20 (8-12)			On Road			3-4			66-76			L-1					
															Sasha Stefanovic			3 (3-0)			9 (6-3)			At Neutral Site						11-13			L-2					
20+ POINTS			2021			CAREER			OPENING TIPS			WON			LOST			Eric Hunter Jr.			1 (1-0)			6 (6-0)			vs. Non-Conference Foes			5-2			164-60			W-2		
Trevion Williams			5 (3-2)			6 (3-3)			Trevion Williams			10 (7-3)			8 (3-5)			Brandon Newman			4 (3-1)			4 (3-1)			At Home			3-0			110-9			W-7		
Sasha Stefanovic			1 (1-0)			4 (3-1)			Zach Edey			1 (1-0)			1 (1-0)			Zach Edey			3 (1-2)			3 (1-2)			On Road			0-1			9-16			L-1		
Brandon Newman			2 (2-0)			2 (2-0)			TOTALS			11 (8-3)			9 (4-5)			Isaiah Thompson						2 (2-0)			At Neutral Site			2-1			45-35			W-1		
Jaden Ivey			1 (1-0)			1 (1-0)												Jaden Ivey			1 (1-0)			1 (1-0)			vs. Ranked Opponent			4-4			53-87			W-1		
																											vs. Unranked Opponent			9-3			297-94			W-1		
30+ POINTS			2021			CAREER			DUNKS			2021			CAREER			REBOUNDS LEADER			2021			CAREER			In Overtime						12-16			L-2		
Trevion Williams			1 (1-0)			2 (1-1)			Aaron Wheeler			2			24			Trevion Williams			17 (10-7)			41 (22-19)			Leading at Halftime			9-2			286-49			W-1		
									Zach Edey			22			22			Aaron Wheeler			1 (1-0)			6 (5-1)			Trailing at Halftime			4-5			51-120			W-1		
									Trevion Williams			11			21			Zach Edey			2 (1-1)			2 (1-1)			Tied at Halftime						13-12			W-1		
									Eric Hunter Jr.			1			4			Eric Hunter Jr.						2 (2-0)			Games Decided by 1-9 Pts.			7-4			122-104			W-1		
									Emmanuel Dowuona						3			Jaden Ivey						2 (2-0)			3 Points or Less			3-1			41-33			L-1		
10+ REBOUNDS			2021			CAREER			Jaden Ivey			2			2			Sasha Stefanovic						2 (1-1)			4-6 Points			1-2			37-33			W-1		
Trevion Williams			10 (7-3)			21 (10-11)			Brandon Newman			2			2			Mason Gillis			1 (1-0)			1 (1-0)			7-9 Points			3-1			44-38			W-1		
Aaron Wheeler			1 (1-0)			2 (2-0)			TOTALS			40			ASSISTS LEADER			2021			CAREER			Games Decided by 10+ Pts.			6-3			228-77			W-1					
Zach Edey			1 (1-0)			1 (1-0)									Eric Hunter Jr.			8 (6-2)			21 (16-5)			10-19 Points			5-3			118-61			W-1					
															Trevion Williams			3 (2-0)			11 (6-5)			20-Plus Points			1-0			110-16			W-3					
20+ REBOUNDS			2021			CAREER			AND-ONES			CHANCES			PCT.			Jaden Ivey			5 (3-2)			5 (3-2)			Purdue Shoots 48% or Better			6-1			162-17			W-2		
Trevion Williams						1 (0-1)			Trevion Williams			4-7			.571			Sasha Stefanovic			3 (3-0)			10 (5-5)			Purdue Shoots Less Than 48%			7-6			188-164			W-1		
									Jaden Ivey			4-7			.571			Zach Edey			3 (3-0)			10 (5-5)			Opp. Shoots 48% or Better			0-3			31-75			L-7		
DOUBLE-DOUBLES			2021			CAREER			Zach Edey			2-4			.500			Brandon Newman			5 (3-2)			5 (3-2)			Opp. Shoots Less Than 48%			13-4			319-106			W-1		
Trevion Williams			8 (5-3)			18 (7-11)			Brandon Newman			3-3			1.000			Jaden Ivey			1 (1-0)			4 (3-1)			Purdue Shoots Better Than Opp.			10-0			285-42			W-11		
Aaron Wheeler			1 (1-0)			2 (2-0)			TOTALS			16-25			.640			Aaron Wheeler			1 (1-0)			4 (3-1)			Opp. Shoots Better / Equal %			3-7			65-139			W-1		
Zach Edey			1 (1-0)			1 (1-0)												Mason Gillis			3 (2-1)			3 (2-1)			Purdue Outrebounds Opp.			12-5			258-73			W-1		
																		Ethan Morton			1 (0-1)			1 (0-1)			Opp. Outreb. / Equals Purdue			1-2			92-108			W-1		
STATSHEET STUFFER			2021			CAREER			FIRST SUB			2021			CAREER			Brandon Newman			1 (0-1)			1 (0-1)			Purdue Has More FT Attempts			6-0			251-36			W-6		
Trevion Williams			2 (2-0)			2 (2-0)			Eric Hunter Jr.			1			19			Isaiah Thompson						1 (0-1)			Opp. Has More / Equal FT Att.			7-7			99-145			L-2		
Eric Hunter Jr.			1 (1-0)			1 (1-0)			Trevion Williams			2			17			Zach Edey						1 (0-1)			Purdue Makes 10+ 3-Ptrs.			4-0			83-17			W-9		
Jaden Ivey			1 (0-1)			1 (0-1)			Zach Edey			16			16			Sasha Stefanovic						1 (0-1)			Purdue Makes 0-4 3-Ptrs.			1-3			54-68			L-2		
Aaron Wheeler						1 (0-1)			Isaiah Thompson			5			16			Jaden Ivey						1 (0-1)			Opp. Makes 10+ 3-Ptrs.			6-3			39-31			W-3		
► At least five in three categories (pt, reb, ast, stl, blk).									Aaron Wheeler			4			16			Ethan Morton						1 (0-1)			Opp. Makes 0-4 3-Ptrs.			3-1			120-39			W-2		
CONSECUTIVE 10+ POINT GAMES									Sasha Stefanovic			1			5			Mason Gillis						1 (0-1)			Purdue Has 0-9 Turnovers			2-1			98-42			L-1		
Jaden Ivey						2			Jaden Ivey			3			3			Brandon Newman						1 (0-1)			Purdue Has 10-15 Turnovers			8-5			195-91			W-1		
Zach Edey						1			Eric Hunter Jr.			3			3			Trevion Williams						1 (0-1)			Purdue Has 16+ Turnovers			3-1			57-48			W-2		
Mason Gillis						1			Brandon Newman			2			2			Zach Edey						1 (0-1)			Opp. Has 0-9 Turnovers			4-1			64-62			W-2		
																		Aaron Wheeler						1 (0-1)			Opp. Has 10-15 Turnovers			8-6			162-92			W-1		
CONSECUTIVE GAMES WITH A 3-PTN																		Eric Hunter Jr.						1 (0-1)			Opp. Has 16+ Turnovers			1-0			124-27			W-1		
Brandon Newman						4												Jaden Ivey						1 (0-1)			Purdue Has Fewer TDs			6-0			205-63			W-6		
Mason Gillis						1												Zach Edey						1 (0-1)			Purdue Has More / Equal TDs			7-7			145-118			L-2		
Eric Hunter Jr.						1												Mason Gillis						1 (0-1)			Purdue Wins Reb. & TO Margin			6-0			133-13			W-12		
Jaden Ivey						1												Brandon Newman						1 (0-1)			Purdue Scores 0-49 Pts.						2-9			L-1		
																		Trevion Williams						1 (0-1)			Purdue Scores 50-59 Pts.			1-4			11-49			L-1		
THE START CHART (4)																		Eric Hunter Jr.						1 (0-1)			Purdue Scores 60-69 Pts.			3-1			93-74			L-1		
1	2	3	4	5										Brandon Newman						1 (0-1)			1 (0-1)			Purdue Scores 70-79 Pts.			3-2			116-37			W-1			
Thompson	Stefanovic	Newman	Wheeler	Williams										Mason Gillis						1 (0-1)			1 (0-1)			Purdue Scores 80-89 Pts.			5-0			88-12			W-13			
Hunter Jr.	Stefanovic	Newman	Gillis	Edey										Jaden Ivey						1 (0-1)			1 (0-1)			Purdue Scores 90+ Pts.			1-0			40-0			W-102			
Hunter Jr.	Stefanovic	Newman	Gillis	Williams										Eric Hunter Jr.						1 (0-1)			1 (0-1)			Opp. Scores 0-49 Pts.						52-1			W-22			
Hunter Jr.	Ivey	Newman	Gillis	Williams										Sasha Stefanovic						1 (0-1)			1 (0-1)			Opp. Scores 50-59 Pts.			2-1			105-6			W-1			
														Brandon Newman						1 (0-1)			1 (0-1)			Opp. Scores 60-69 Pts.			7-2			127-53			L-1			
														Trevion Williams						1 (0-1)			1 (0-1)			Opp. Scores 70-79 Pts.			4-2			55-74			W-1			
														Zach Edey						1 (0-1)			1 (0-1)			Opp. Scores 80-89 Pts.			0-2			8-38			L-5			
														Mason Gillis						1 (0-1)			1 (0-1)			Opp. Scores 90+ Pts.						3-9			W-2			
														Aaron Wheeler						1 (0-1)			1 (0-1)			0-1 Player in Double Figures			1-0			6-9			W-1			
														Isaiah Thompson						1 (0-1)			1 (0-1)			2 Players in Double Figures			0-5			55-55			L-6			
														Jaden Ivey						1 (0-1)			1 (0-1)			3 Players in Double Figures			5-1			139-87			W-2			
														Zach Edey						1 (0-1)			1 (0-1)			4 Players in Double Figures			5-1			105-21			W-4			
														Mason Gillis						1 (0-1)			1 (0-1)			5+ Players in Double Figures			2-0			45-9			W-9			
														Brandon Newman						1 (0-1)			1 (0-1)			In November			1-1			72-23			L-1			
														Trevion Williams						1 (0-1)			1 (0-1)			In December			6-3			88-30			L-1			
														Eric Hunter Jr.						1 (0-1)			1 (0-1)			In January			5-2			79-49			W-1			
														Sasha Stefanovic						1 (0-1)			1 (0-1)			In February			1-1			69-39			W-1			
														Brandon Newman						1 (0-1)			1 (0-1)			In March						42-40			L-1			
														Mason Gillis						1 (0-1)			1 (0-1)			On Sunday			1-0			46-27			W-2			
														Aaron Wheeler						1 (0-1)			1 (0-1)			On Monday						10-5			W-1			
														Isaiah Thompson						1 (0-1)			1 (0-1)			On Tuesday			2-4			58-28			L-1			
														Jaden Ivey						1 (0-1)			1 (0-1)			On Wednesday			2-0			60-29			W-4			
														Zach Edey						1 (0-1)			1 (0-1)			On Thursday			1-1			33-22			W-1			
																				1 (0-1)			1 (0-1)			On Friday			3-1			37-13			L-1			
																				1 (0-1)			1 (0-1)			On Saturday			4-1			106-56			W-2			
																				1 (0-1)			1 (0-1)			Wearing White Uniforms			7-0						W-7			
																				1 (0-1)			1 (0-1)			Wearing Black Uniforms			4-6						L-1			
																				1 (0-1)			1 (0-1)			Wearing Gold Uniforms			2-0						W-13			
																				1 (0-1)			1 (0-1)			Wearing Gray Uniforms			0-1						L-2			

PURDUESPORTS.COM | @BOILERBALL

PURDUE / OPPONENT STATISTICAL BREAKDOWNS																								
All Games	Record	FG	FGA	Pct.	3P	3PA	Pct.	FT	FTA	Pct.	Off.	Def.	Avg.	F	DQ	Ast.	TO	Blk.	Stl.	1st	2nd	OT	Avg.	
All Games	13-7	503	1132	.444	150	432	.347	255	353	.722	223	528	37.6	354	7	283	261	59	99	652	759	0	70.6	
		462	1108	.417	167	515	.324	237	350	.677	161	458	31.0	371	6	287	229	68	121	646	684	0	66.5	
Home	8-1	227	516	.440	69	195	.354	147	195	.754	114	243	39.7	150	0	142	114	35	52	308	362	0	74.4	
		209	528	.396	70	231	.303	93	134	.694	86	199	31.7	188	4	123	108	29	51	284	299	0	64.8	
Away	3-5	187	440	.425	49	170	.288	83	121	.686	79	208	35.9	152	6	90	103	17	32	230	276	0	63.3	
		179	408	.439	60	183	.328	106	168	.631	55	200	31.9	138	2	112	86	33	50	252	272	0	65.5	
Neutral	2-1	89	176	.506	32	67	.478	25	37	.676	30	77	35.7	52	1	51	44	7	15	114	121	0	78.3	
		74	172	.430	37	101	.366	38	48	.792	20	59	26.3	45	0	52	35	6	20	110	113	0	74.3	
Big Ten Reg-Seas.	Record	FG	FGA	Pct.	3P	3PA	Pct.	FT	FTA	Pct.	Off.	Def.	Avg.	F	DQ	Ast.	TO	Blk.	Stl.	1st	2nd	OT	Avg.	
All Games	8-5	311	728	.427	85	269	.316	174	237	.734	144	346	37.7	231	3	159	163	40	65	396	485	0	67.8	
		305	730	.418	111	328	.338	147	225	.653	114	316	33.1	247	4	184	138	52	76	432	438	0	66.9	
Home	5-1	145	348	.417	40	124	.323	99	126	.786	78	165	40.5	102	0	80	74	25	41	198	231	0	71.5	
		146	369	.396	52	162	.321	58	86	.674	66	142	34.7	123	2	84	65	24	33	194	210	0	67.3	
Away	3-4	166	380	.437	45	145	.310	75	111	.676	66	181	35.3	129	3	79	89	15	24	198	254	0	64.6	
		159	361	.440	59	166	.355	89	139	.640	48	174	31.7	124	2	100	73	28	43	238	228	0	66.6	
Current Streak	Streak	FG	FGA	Pct.	3P	3PA	Pct.	FT	FTA	Pct.	Off.	Def.	Reb.	F	DQ	Ast.	TO	Blk.	Stl.	1st	2nd	OT	Avg.	
Overall	Win-1	22	54	.407	8	23	.348	23	24	.958	8	26	34.0	15	0	14	12	4	10	35	40	0	75.0	
		26	59	.441	10	28	.357	8	11	.727	8	24	32.0	22	0	16	15	3	3	32	38	0	70.0	
Month	Record	FG	FGA	Pct.	3P	3PA	Pct.	FT	FTA	Pct.	Off.	Def.	Avg.	F	DQ	Ast.	TO	Blk.	Stl.	1st	2nd	OT	Avg.	
November	1-1	57	111	.514	18	39	.462	15	22	.682	18	49	33.5	34	1	31	38	5	9	67	80	0	73.5	
		50	111	.450	21	60	.350	24	31	.774	11	37	24.0	31	0	31	26	2	19	68	77	0	72.5	
December	6-3	238	520	.458	78	217	.359	100	141	.709	98	241	37.7	157	3	156	108	25	45	329	325	0	72.7	
		206	495	.416	74	234	.316	110	159	.692	68	202	30.0	156	2	133	100	27	50	284	312	0	66.2	
January	5-2	164	397	.413	42	136	.309	105	151	.695	89	189	39.7	133	3	73	88	24	32	194	281	0	67.9	
		159	397	.401	53	168	.315	85	134	.634	71	174	35.0	147	4	94	78	34	39	238	220	0	65.4	
February	1-1	44	104	.423	12	40	.300	35	39	.897	18	49	33.5	30	0	23	27	5	13	62	73	0	67.5	
		47	105	.448	19	53	.358	18	26	.692	11	45	28.0	37	0	29	25	5	13	56	75	0	65.5	
March																								
April																								
vs. Ranked / UR	Record	FG	FGA	Pct.	3P	3PA	Pct.	FT	FTA	Pct.	Off.	Def.	Avg.	F	DQ	Ast.	TO	Blk.	Stl.	1st	2nd	OT	Avg.	
Ranked Teams	4-4	191	458	.417	46	158	.291	84	117	.718	95	202	37.1	143	2	93	100	24	41	220	292	0	64.0	
		181	428	.423	69	190	.363	95	136	.699	66	198	33.0	139	0	116	92	39	43	280	248	0	66.0	
Unranked Teams	9-3	312	674	.463	104	274	.380	171	236	.725	128	326	37.8	211	5	190	161	35	58	432	467	0	74.9	
		281	680	.413	98	325	.302	142	214	.664	95	260	29.6	232	6	171	137	29	78	366	436	0	66.8	
Results	Record	FG	FGA	Pct.	3P	3PA	Pct.	FT	FTA	Pct.	Off.	Def.	Avg.	F	DQ	Ast.	TO	Blk.	Stl.	1st	2nd	OT	Avg.	
Wins	13-0	340	726	.468	109	290	.376	196	273	.718	143	356	38.4	233	3	199	160	38	67	460	525	0	75.8	
		291	737	.395	111	355	.313	150	221	.679	115	277	30.2	265	6	182	150	42	66	428	415	0	64.8	
Losses	0-7	163	406	.401	41	142	.289	59	80	.738	80	172	36.0	121	4	84	101	21	32	192	234	0	60.9	
		171	371	.461	56	160	.350	87	129	.674	46	181	32.4	106	0	105	79	26	55	218	269	0	69.6	
5-Game	Record	FG	FGA	Pct.	3P	3PA	Pct.	FT	FTA	Pct.	Off.	Def.	Reb.	F	DQ	Ast.	TO	Blk.	Stl.	1st	2nd	OT	Avg.	
Games 1-5	3-2	130	285	.456	45	119	.378	57	80	.713	55	126	36.2	92	4	82	73	9	25	171	191	0	72.4	
		107	258	.415	33	124	.266	67	95	.705	32	102	26.8	89	2	67	69	10	37	143	171	0	62.8	
Games 6-10	4-1	136	287	.474	44	111	.396	47	69	.681	52	140	38.4	84	0	91	65	19	27	191	172	0	72.6	
		121	292	.414	51	149	.342	53	78	.679	40	113	30.6	81	0	85	51	16	25	169	177	0	69.2	
Games 11-15	3-2	120	280	.429	34	115	.296	76	109	.697	52	136	37.6	96	2	61	62	17	15	146	204	0	70.0	
		121	288	.420	34	111	.306	66	106	.623	51	129	36.0	107	4	66	48	23	32	172	170	0	68.4	
Games 16-20	3-2	117	280	.418	27	87	.310	75	95	.789	64	126	38.0	82	1	49	61	14	32	144	192	0	67.2	
		113	270	.419	49	131	.374	51	71	.718	38	114	30.4	94	0	69	61	19	27	162	166	0	65.6	
Games 21-25																								
Games 26-30																								
Games 31-35																								
Games 36-40																								
Postseason	Record	FG	FGA	Pct.	3P	3PA	Pct.	FT	FTA	Pct.	Off.	Def.	Reb.	F	DQ	Ast.	TO	Blk.	Stl.	1st	2nd	OT	Avg.	
Overall																								
Big Ten																								
NCAA																								

GAME 21 // PURDUE AT MINNESOTA // FEBRUARY 11, 2021

INDIVIDUAL GAME-BY-GAME STATISTICS														
#0 Mason Gillis														
Date	Opponent	Min.	FG	3FG	FT	O-D-T	PF	A	TO	B	S	Pts.		
N25	vs. Liberty	11	1-2	1-2	0-0	0-2-2	3	0	2	0	1	3		
N26	vs. Clemson	17	1-4	1-3	0-0	1-1-2	1	0	1	0	0	3		
D1	Oakland	20	3-4	1-2	0-0	1-1-2	1	1	1	0	1	7		
D4	Valparaiso	15	1-3	0-2	1-2	0-1-1	1	1	1	0	2	3		
D8	at Miami	22	4-10	1-4	0-0	3-3-6	3	3	2	0	0	9		
D12	• Indiana State	18	2-2	1-1	0-0	0-3-3	1	2	1	0	0	5		
D16	• [20] Ohio State	16	3-3	0-0	0-0	0-0-0	2	1	0	1	1	6		
D19	• vs. Notre Dame	24	4-4	2-2	2-2	3-6-9	3	1	0	0	0	12		
D22	• at [4] Iowa	29	3-5	1-2	0-0	1-1-2	3	2	1	0	0	7		
D25	• Maryland	27	1-5	1-4	2-2	2-4-6	3	2	0	0	0	5		
D29	• at [14] Rutgers	31	0-3	0-3	0-0	2-2-4	2	3	1	0	0	0		
J2	• at [15] Illinois	14	1-3	0-2	0-0	0-0-0	3	0	1	0	0	2		
J5	Nebraska		-- POSTPONED --											
J8	• at [23] Michigan State	11	0-2	0-2	0-0	1-0-1	3	0	2	0	0	0		
J14	• at Indiana	27	2-3	0-1	3-4	2-4-6	4	1	0	0	0	7		
J17	• Penn State	28	2-7	2-6	6-6	0-5-5	1	1	2	0	2	12		
J19	• at [15] Ohio State	16	0-0	0-0	0-0	1-0-1	5	0	1	0	0	0		
J22	• [7] Michigan	23	1-1	0-0	1-2	2-4-6	1	2	3	1	1	3		
J30	• [21] Minnesota	28	3-6	2-4	3-4	5-4-9	3	0	0	0	2	11		
F2	• at Maryland	24	1-4	0-2	1-2	2-4-6	1	2	0	0	0	3		
F6	• Northwestern	26	4-4	3-3	0-0	1-1-2	4	3	3	0	0	11		
F11	at Minnesota													
F16	Michigan State													
F20	at Nebraska													
F26	at Penn State													
M2	Wisconsin													
M6	Indiana													
#1 Aaron Wheeler														
Date	Opponent	Min.	FG	3FG	FT	O-D-T	PF	A	TO	B	S	Pts.		
N25	• vs. Liberty	29	4-6	2-3	0-0	1-4-5	4	4	3	0	1	10		
N26	• vs. Clemson	23	1-4	0-2	0-0	0-6-6	1	2	1	1	0	2		
D1	• Oakland	23	4-8	1-4	0-0	2-4-6	1	0	1	0	1	9		
D4	• Valparaiso	28	1-5	0-2	0-0	2-3-5	1	3	0	0	1	2		
D8	• at Miami	20	0-6	0-4	0-0	2-2-4	0	2	1	0	1	0		
D12	Indiana State	23	4-7	1-3	1-2	2-11-13	3	1	1	4	0	10		
D16	[20] Ohio State	24	2-3	1-2	0-0	1-5-6	4	1	1	0	3	5		
D19	vs. Notre Dame	18	0-3	0-3	2-2	1-6-7	2	2	2	0	0	2		
D22	at [4] Iowa	11	2-3	1-2	0-0	0-2-2	1	1	1	0	1	5		
D25	Maryland	18	0-0	0-0	0-0	0-3-3	2	1	2	1	0	0		
D29	at [14] Rutgers	7	0-2	0-1	0-0	1-1-2	2	0	1	0	1	0		
J2	at [15] Illinois	18	2-3	2-3	0-0	1-3-4	1	2	0	0	0	6		
J5	Nebraska		-- POSTPONED --											
J8	at [23] Michigan State	29	1-5	1-5	0-0	1-1-2	5	1	1	0	1	3		
J14	at Indiana	13	2-3	1-2	0-0	0-5-5	2	1	3	0	0	5		
J17	Penn State	12	0-2	0-2	0-0	0-2-2	0	0	0	2	0	0		
J19	at [15] Ohio State	24	1-2	0-1	0-0	1-4-5	4	1	1	0	0	2		
J22	[7] Michigan	17	1-5	0-3	0-0	0-4-4	2	0	1	1	0	2		
J30	[21] Minnesota	12	2-3	0-1	0-0	2-1-3	2	0	2	0	0	4		
F2	at Maryland	16	0-4	0-3	0-0	2-4-6	0	0	1	0	1	0		
F6	Northwestern	15	0-2	0-2	1-2	0-3-3	2	1	0	0	0	1		
F11	at Minnesota													
F16	Michigan State													
F20	at Nebraska													
F26	at Penn State													
M2	Wisconsin													
M6	Indiana													
#2 Eric Hunter Jr.														
Date	Opponent	Min.	FG	3FG	FT	O-D-T	PF	A	TO	B	S	Pts.		
N25	vs. Liberty											-- DID NOT PLAY --		
N26	vs. Clemson											-- DID NOT PLAY --		
D1	Oakland											-- DID NOT PLAY --		
D4	Valparaiso											-- DID NOT PLAY --		
D8	at Miami	27	4-10	1-5	2-2	1-1-2	1	0	0	0	1	11		
D12	• Indiana State	34	4-12	1-5	4-4	0-1-1	3	5	3	0	1	13		
D16	• [20] Ohio State	32	6-11	1-3	2-3	0-1-1	2	2	4	0	2	15		
D19	• vs. Notre Dame	34	6-15	4-7	2-2	1-4-5	2	8	0	0	3	18		
D22	• at [4] Iowa	31	2-10	0-3	0-0	1-1-2	1	5	5	0	1	4		
D25	• Maryland	28	6-15	2-6	2-4	0-1-1	3	1	3	0	0	16		
D29	• at [14] Rutgers	21	2-8	2-5	3-3	0-1-1	2	2	1	0	0	9		
J2	• at [15] Illinois	26	0-6	0-1	0-0	0-4-4	3	4	3	0	2	0		
J5	Nebraska		-- POSTPONED --											
J8	• at [23] Michigan State	30	1-7	1-6	4-4	2-4-6	2	4	2	0	1	7		
J14	• at Indiana	32	3-5	3-4	2-2	0-2-2	1	4	1	0	0	11		
J17	• Penn State	30	4-8	0-3	6-6	3-1-4	2	5	3	0	0	14		
J19	• at [15] Ohio State	33	3-9	1-3	1-2	1-3-4	2	0	1	0	1	8		
J22	• [7] Michigan	34	4-12	0-2	0-0	1-0-1	0	2	1	0	0	2		
J30	• [21] Minnesota	39	2-5	0-2	0-0	1-5-6	3	7	2	0	1	4		
F2	• at Maryland	35	1-4	0-2	2-2	0-0-0	2	2	3	0	1	4		
F6	• Northwestern	32	2-6	1-3	4-4	0-2-2	3	1	2	0	4	9		
F11	at Minnesota													
F16	Michigan State													
F20	at Nebraska													
F26	at Penn State													
M2	Wisconsin													
M6	Indiana													
#4 Emmanuel Dowuona														
Date	Opponent	Min.	FG	3FG	FT	O-D-T	PF	A	TO	B	S	Pts.		
N25	vs. Liberty											-- DID NOT PLAY --		
N26	vs. Clemson											-- DID NOT PLAY --		
D1	Oakland											-- DID NOT PLAY --		
D4	Valparaiso											-- DID NOT PLAY --		
D8	at Miami											-- DID NOT PLAY --		
D12	Indiana State											-- DID NOT PLAY --		
D16	[20] Ohio State											-- DID NOT PLAY --		
D19	vs. Notre Dame											-- DID NOT PLAY --		
D22	at [4] Iowa											-- DID NOT PLAY --		
D25	Maryland											-- DID NOT PLAY --		
D29	at [14] Rutgers											-- DID NOT PLAY --		
J2	at [15] Illinois											-- DID NOT PLAY --		
J5	Nebraska		-- POSTPONED --											
J8	at [23] Michigan State											-- DID NOT PLAY --		
J14	at Indiana											-- DID NOT PLAY --		
J17	Penn State											-- DID NOT PLAY --		
J19	at [15] Ohio State											-- DID NOT PLAY --		
J22	[7] Michigan											-- DID NOT PLAY --		
J30	[21] Minnesota											-- DID NOT PLAY --		
F2	at Maryland											-- DID NOT PLAY --		
F6	Northwestern											-- DID NOT PLAY --		
F11	at Minnesota											-- DID NOT PLAY --		
F16	Michigan State											-- DID NOT PLAY --		
F20	at Nebraska											-- DID NOT PLAY --		
F26	at Penn State											-- DID NOT PLAY --		
M2	Wisconsin											-- DID NOT PLAY --		
M6	Indiana											-- DID NOT PLAY --		

INDIVIDUAL GAME-BY-GAME STATISTICS

#5 | Brandon Newman

Date	Opponent	Min.	FG	3FG	FT	O-D-T	PF	A	TO	B	S	Pts.
N25	• vs. Liberty	32	4-9	1-3	1-1	0-1-1	0	2	0	1	1	10
N26	• vs. Clemson	37	6-14	3-7	0-0	2-3-5	2	1	3	0	2	15
D1	• Oakland	26	7-11	4-7	3-3	1-3-4	2	3	1	0	0	21
D4	• Valparaiso	24	0-5	0-2	2-2	0-3-3	4	2	0	0	1	2
D8	• at Miami	25	3-7	1-3	0-0	1-4-5	5	2	1	0	2	7
D12	• Indiana State	15	0-0	0-0	0-0	1-0-1	0	4	3	0	1	0
D16	• [20] Ohio State	26	4-6	2-3	0-1	0-7-7	3	0	1	0	1	10
D19	• vs. Notre Dame	24	3-9	2-5	0-0	0-1-1	2	4	0	1	0	8
D22	• at [4] Iowa	25	4-11	3-7	0-0	0-8-8	3	2	1	0	1	11
D25	• Maryland	29	7-11	3-6	0-0	0-2-2	2	1	0	0	1	17
D29	• at [14] Rutgers	20	2-7	0-3	0-0	1-1-2	0	3	2	0	0	4
J2	• at [15] Illinois	29	5-11	1-2	3-3	1-4-5	2	0	5	0	0	14
J5	Nebraska	-- POSTPONED --										
J8	• at [23] Michigan State	33	1-3	0-2	0-0	0-1-1	3	1	2	2	0	2
J14	• at Indiana	27	2-6	2-3	6-6	0-6-6	3	1	3	1	2	12
J17	• Penn State	30	4-10	1-5	4-4	0-5-5	3	1	2	3	0	13
J19	• at [15] Ohio State	17	0-2	0-2	0-0	0-0-0	1	0	1	0	1	0
J22	• [7] Michigan	27	2-8	2-2	0-0	0-1-1	1	0	2	1	0	6
J30	• [21] Minnesota	36	9-14	5-6	6-6	0-6-6	0	0	1	0	2	29
F2	• at Maryland	22	1-7	1-4	0-0	1-0-1	2	0	3	0	0	3
F6	• Northwestern	25	4-7	2-4	0-0	0-3-3	1	1	1	0	1	10
F11	at Minnesota											
F16	Michigan State											
F20	at Nebraska											
F26	at Penn State											
M2	Wisconsin											
M6	Indiana											

#11 | Isaiah Thompson

Date	Opponent	Min.	FG	3FG	FT	O-D-T	PF	A	TO	B	S	Pts.
N25	• vs. Liberty	26	2-4	1-3	2-2	0-0-0	0	2	0	0	0	7
N26	• vs. Clemson	30	6-10	3-5	0-0	1-1-2	3	1	5	0	1	15
D1	• Oakland	30	2-5	2-4	0-0	0-2-2	3	6	0	0	1	6
D4	• Valparaiso	36	2-6	1-3	9-12	1-2-3	1	2	0	0	0	14
D8	• at Miami	25	0-3	0-3	0-0	0-2-2	1	2	2	0	1	0
D12	Indiana State	27	0-4	0-2	0-0	1-0-1	1	1	1	0	0	0
D16	[20] Ohio State	13	0-0	0-0	0-0	2-0-2	0	1	1	0	0	0
D19	vs. Notre Dame	9	1-2	1-2	0-0	0-0-0	0	0	0	0	0	3
D22	at [4] Iowa	14	1-2	1-2	0-0	1-3-4	0	1	0	0	1	3
D25	Maryland	10	1-2	1-2	0-0	0-1-1	1	2	0	0	0	3
D29	at [14] Rutgers	27	7-8	3-4	0-0	0-1-1	3	0	1	0	0	17
J2	at [15] Illinois	22	1-3	1-2	3-4	1-1-2	1	2	1	0	0	6
J5	Nebraska	-- POSTPONED --										
J8	at [23] Michigan State	11	0-3	0-2	2-2	0-0-0	0	0	0	0	0	2
J14	at Indiana	9	0-0	0-0	0-2	1-1-2	0	1	0	0	0	0
J17	Penn State	10	0-1	0-1	0-0	0-1-1	0	1	0	0	0	0
J19	at [15] Ohio State	12	1-2	1-2	0-0	0-1-1	0	0	0	0	0	3
J22	[7] Michigan	11	2-3	0-0	0-0	1-1-2	1	0	1	0	0	4
J30	[21] Minnesota	26	0-1	0-0	5-5	0-0-0	2	0	0	0	0	5
F2	at Maryland	24	2-2	2-2	0-0	1-1-2	3	0	0	0	0	6
F6	Northwestern	13	0-2	0-1	0-0	0-1-1	0	0	0	0	0	0
F11	at Minnesota											
F16	Michigan State											
F20	at Nebraska											
F26	at Penn State											
M2	Wisconsin											
M6	Indiana											

#14 | Jared Wulbrun

Date	Opponent	Min.	FG	3FG	FT	O-D-T	PF	A	TO	B	S	Pts.
N25	vs. Liberty					-- DID NOT PLAY --						
N26	vs. Clemson					-- DID NOT PLAY --						
D1	Oakland	3	1-1	1-1	0-0	0-0-0	0	1	0	0	0	3
D4	Valparaiso					-- DID NOT PLAY --						
D8	at Miami					-- DID NOT PLAY --						
D12	Indiana State					-- DID NOT PLAY --						
D16	[20] Ohio State					-- DID NOT PLAY --						
D19	vs. Notre Dame					-- DID NOT PLAY --						
D22	at [4] Iowa					-- DID NOT PLAY --						
D25	Maryland					-- DID NOT PLAY --						
D29	at [14] Rutgers					-- DID NOT PLAY --						
J2	at [15] Illinois					-- DID NOT PLAY --						
J5	Nebraska					-- POSTPONED --						
J8	at [23] Michigan State					-- DID NOT PLAY --						
J14	at Indiana					-- DID NOT PLAY --						
J17	Penn State					-- DID NOT PLAY --						
J19	at [15] Ohio State					-- DID NOT PLAY --						
J22	[7] Michigan					-- DID NOT PLAY --						
J30	[21] Minnesota					-- DID NOT PLAY --						
F2	at Maryland					-- DID NOT PLAY --						
F6	Northwestern					-- DID NOT PLAY --						
F11	at Minnesota											
F16	Michigan State											
F20	at Nebraska											
F26	at Penn State											
M2	Wisconsin											
M6	Indiana											

#15 | Zach Edey

Date	Opponent	Min.	FG	3FG	FT	O-D-T	PF	A	TO	B	S	Pts.
N25	vs. Liberty	15	9-10	0-0	1-1	2-3-5	3	0	2	0	0	19
N26	vs. Clemson	21	6-8	0-0	5-7	5-3-8	3	0	4	2	0	17
D1	Oakland	19	4-5	0-0	5-6	3-4-7	4	0	3	0	0	13
D4	Valparaiso	11	2-6	0-0	2-3	0-1-1	4	0	2	1	0	6
D8	at Miami	14	5-5	0-0	5-6	0-2-2	5	1	4	0	1	15
D12	• Indiana State	11	4-6	0-0	2-4	1-2-3	2	0	2	2	0	10
D16	• [20] Ohio State	12	0-3	0-0	1-1	2-3-5	2	0	3	2	0	1
D19	vs. Notre Dame	15	3-6	0-0	3-4	1-2-3	3	0	1	0	0	9
D22	at [4] Iowa	11	1-2	0-0	1-2	0-1-1	3	1	1	0	1	3
D25	Maryland	18	2-6	0-0	2-3	3-4-7	1	0	1	2	0	6
D29	at [14] Rutgers	10	1-1	0-0	1-2	0-3-3	0	1	0	0	0	3
J2	at [15] Illinois	13	3-6	0-0	1-2	0-4-4	1	0	1	3	0	7
J5	Nebraska	-- POSTPONED --										
J8	at [23] Michigan State	14	3-5	0-0	0-0	2-1-3	2	0	0	0	0	6
J14	at Indiana	8	0-4	0-0	0-1	0-0-0	2	0	1	0	0	0
J17	Penn State	21	2-5	0-0	3-4	2-4-6	3	0	1	2	0	7
J19	at [15] Ohio State	19	3-5	0-0	2-4	1-4-5	2	0	0	1	0	8
J22	[7] Michigan	14	1-2	0-0	2-2	3-5-8	1	0	1	3	1	4
J30	[21] Minnesota	7	1-1	0-0	2-4	1-0-1	3	0	2	0	0	4
F2	at Maryland	7	2-3	0-0	0-0	1-1-2	1	0	1	0	0	4
F6	Northwestern	23	2-6	0-0	8-8	5-6-11	1	1	0	4	1	12
F11	at Minnesota											
F16	Michigan State											
F20	at Nebraska											
F26	at Penn State											
M2	Wisconsin											
M6	Indiana											

GAME 21 // PURDUE AT MINNESOTA // FEBRUARY 11, 2021

INDIVIDUAL GAME-BY-GAME STATISTICS														
#21 Matt Frost														
Date	Opponent	Min.	FG	3FG	FT	O-D-T	PF	A	TO	B	S	Pts.		
N25	vs. Liberty				-- DID NOT PLAY --									
N26	vs. Clemson				-- DID NOT PLAY --									
D1	Oakland	3	1-1	1-1	0-0	0-0-0	0	1	0	0	0	3		
D4	Valparaiso				-- DID NOT PLAY --									
D8	at Miami				-- DID NOT PLAY --									
D12	Indiana State				-- DID NOT PLAY --									
D16	[20] Ohio State				-- DID NOT PLAY --									
D19	vs. Notre Dame				-- DID NOT PLAY --									
D22	at [4] Iowa				-- DID NOT PLAY --									
D25	Maryland				-- DID NOT PLAY --									
D29	at [14] Rutgers				-- DID NOT PLAY --									
J2	at [15] Illinois				-- DID NOT PLAY --									
J5	Nebraska				-- POSTPONED --									
J8	at [23] Michigan State				-- DID NOT PLAY --									
J14	at Indiana				-- DID NOT PLAY --									
J17	Penn State				-- DID NOT PLAY --									
J19	at [15] Ohio State				-- DID NOT PLAY --									
J22	[7] Michigan				-- DID NOT PLAY --									
J30	[21] Minnesota				-- DID NOT PLAY --									
F2	at Maryland				-- DID NOT PLAY --									
F6	Northwestern				-- DID NOT PLAY --									
F11	at Minnesota													
F16	Michigan State													
F20	at Nebraska													
F26	at Penn State													
M2	Wisconsin													
M6	Indiana													
#22 Chase Martin														
Date	Opponent	Min.	FG	3FG	FT	O-D-T	PF	A	TO	B	S	Pts.		
N25	vs. Liberty				-- DID NOT PLAY --									
N26	vs. Clemson				-- DID NOT PLAY --									
D1	Oakland	3	0-1	0-1	0-0	0-0-0	0	0	0	0	0	0		
D4	Valparaiso				-- DID NOT PLAY --									
D8	at Miami				-- DID NOT PLAY --									
D12	Indiana State				-- DID NOT PLAY --									
D16	[20] Ohio State				-- DID NOT PLAY --									
D19	vs. Notre Dame				-- DID NOT PLAY --									
D22	at [4] Iowa				-- DID NOT PLAY --									
D25	Maryland				-- DID NOT PLAY --									
D29	at [14] Rutgers				-- DID NOT PLAY --									
J2	at [15] Illinois				-- DID NOT PLAY --									
J5	Nebraska				-- POSTPONED --									
J8	at [23] Michigan State				-- DID NOT PLAY --									
J14	at Indiana				-- DID NOT PLAY --									
J17	Penn State				-- DID NOT PLAY --									
J19	at [15] Ohio State				-- DID NOT PLAY --									
J22	[7] Michigan				-- DID NOT PLAY --									
J30	[21] Minnesota				-- DID NOT PLAY --									
F2	at Maryland				-- DID NOT PLAY --									
F6	Northwestern				-- DID NOT PLAY --									
F11	at Minnesota													
F16	Michigan State													
F20	at Nebraska													
F26	at Penn State													
M2	Wisconsin													
M6	Indiana													
#23 Jaden Ivey														
Date	Opponent	Min.	FG	3FG	FT	O-D-T	PF	A	TO	B	S	Pts.		
N25	vs. Liberty	17	5-7	1-2	1-3	0-1-1	2	0	2	0	0	12		
N26	vs. Clemson				-- DID NOT PLAY --									
D1	Oakland				-- DID NOT PLAY --									
D4	Valparaiso				-- DID NOT PLAY --									
D8	at Miami				-- DID NOT PLAY --									
D12	Indiana State				-- DID NOT PLAY --									
D16	[20] Ohio State	8	2-7	0-4	0-0	0-1-1	0	0	0	0	1	4		
D19	vs. Notre Dame	13	2-5	0-1	0-0	0-3-3	2	1	0	0	1	4		
D22	at [4] Iowa	12	0-4	0-2	0-0	0-0-0	1	1	0	0	0	0		
D25	Maryland	19	4-8	2-3	1-3	1-4-5	1	4	0	0	1	11		
D29	at [14] Rutgers	20	3-9	0-4	2-2	1-1-2	3	2	0	1	0	8		
J2	at [15] Illinois	15	0-4	0-1	0-0	0-2-2	0	0	0	0	0	0		
J5	Nebraska				-- POSTPONED --									
J8	at [23] Michigan State	16	3-9	0-3	0-1	2-4-6	2	1	0	0	0	6		
J14	at Indiana	21	3-4	2-2	5-7	0-2-2	3	2	3	0	1	13		
J17	Penn State	13	2-7	0-5	2-4	1-2-3	1	1	0	0	0	6		
J19	at [15] Ohio State	27	6-12	2-6	1-3	1-3-4	1	2	2	0	0	15		
J22	• [7] Michigan	31	3-14	0-5	6-7	3-2-5	4	5	0	0	1	12		
J30	• [21] Minnesota	18	3-9	1-2	0-1	0-1-1	1	1	1	2	1	7		
F2	• at Maryland	30	5-13	0-3	4-5	0-4-4	4	3	2	1	0	14		
F6	• Northwestern	36	6-14	2-7	6-6	1-6-7	0	3	0	0	2	20		
F11	at Minnesota													
F16	Michigan State													
F20	at Nebraska													
F26	at Penn State													
M2	Wisconsin													
M6	Indiana													
#25 Ethan Morton														
Date	Opponent	Min.	FG	3FG	FT	O-D-T	PF	A	TO	B	S	Pts.		
N25	vs. Liberty	11	0-0	0-0	0-0	0-0-0	1	2	2	0	0	0		
N26	vs. Clemson	25	0-2	0-0	0-0	0-1-1	0	5	3	0	0	0		
D1	Oakland	22	1-3	1-3	0-0	0-2-2	0	6	2	0	1	3		
D4	Valparaiso	23	2-5	1-4	0-0	1-1-2	4	0	1	0	0	5		
D8	at Miami	11	0-4	0-2	0-0	1-2-3	0	0	0	0	0	0		
D12	Indiana State	11	0-0	0-0	0-0	0-0-0	0	3	3	1	0	0		
D16	[20] Ohio State	4	0-1	0-1	0-0	0-0-0	0	0	0	0	0	0		
D19	vs. Notre Dame	6	0-1	0-1	0-0	0-0-0	0	0	0	0	0	0		
D22	at [4] Iowa	8	0-0	0-0	0-0	0-0-0	0	0	0	0	0	0		
D25	Maryland	4	0-0	0-0	0-0	0-0-0	0	0	0	0	0	0		
D29	at [14] Rutgers	3	0-1	0-1	0-0	0-0-0	0	0	0	0	0	0		
J2	at [15] Illinois	8	0-0	0-0	0-0	0-0-0	2	1	0	0	0	0		
J5	Nebraska				-- POSTPONED --									
J8	at [23] Michigan State	8	0-0	0-0	0-0	0-0-0	0	0	0	0	0	0		
J14	at Indiana	7	1-1	1-1	0-0	0-2-2	0	0	0	0	0	3		
J17	Penn State	4	0-0	0-0	0-0	0-0-0	0	0	0	0	0	0		
J19	at [15] Ohio State	3	0-0	0-0	0-0	0-2-2	0	0	0	0	0	0		
J22	[7] Michigan	16	0-1	0-0	0-0	0-1-1	2	0	1	0	0	0		
J30	[21] Minnesota	1	0-0	0-0	0-0	0-0-0	0	0	0	0	0	0		
F2	at Maryland	9	1-1	1-1	0-0	0-0-0	0	1	1	0	1	3		
F6	Northwestern				-- DID NOT PLAY --									
F11	at Minnesota													
F16	Michigan State													
F20	at Nebraska													
F26	at Penn State													
M2	Wisconsin													
M6	Indiana													

INDIVIDUAL GAME-BY-GAME STATISTICS

#34 | Carson Barrett

Date	Opponent	Min.	FG	3FG	FT	O-D-T	Pf	A	TO	B	S	Pts.
N25	vs. Liberty				-- DID NOT PLAY --							
N26	vs. Clemson				-- DID NOT PLAY --							
D1	Oakland				-- DID NOT PLAY --							
D4	Valparaiso				-- DID NOT PLAY --							
D8	at Miami				-- DID NOT PLAY --							
D12	Indiana State				-- DID NOT PLAY --							
D16	[20] Ohio State				-- DID NOT PLAY --							
D19	vs. Notre Dame				-- DID NOT PLAY --							
D22	at [4] Iowa				-- DID NOT PLAY --							
D25	Maryland				-- DID NOT PLAY --							
D29	at [14] Rutgers				-- DID NOT PLAY --							
J2	at [15] Illinois				-- DID NOT PLAY --							
J5	Nebraska				-- POSTPONED --							
J8	at [23] Michigan State				-- DID NOT PLAY --							
J14	at Indiana				-- DID NOT PLAY --							
J17	Penn State				-- DID NOT PLAY --							
J19	at [15] Ohio State				-- DID NOT PLAY --							
J22	[7] Michigan				-- DID NOT PLAY --							
J30	[21] Minnesota				-- DID NOT PLAY --							
F2	at Maryland				-- DID NOT PLAY --							
F6	Northwestern				-- DID NOT PLAY --							
F11	at Minnesota											
F16	Michigan State											
F20	at Nebraska											
F26	at Penn State											
M2	Wisconsin											
M6	Indiana											

#50 | Trevion Williams

Date	Opponent	Min.	FG	3FG	FT	O-D-T	Pf	A	TO	B	S	Pts.
N25	vs. Liberty	25	3-7	0-0	1-3	1-0-11	4	5	3	1	1	7
N26	vs. Clemson	18	4-11	0-0	2-2	3-5-8	5	2	2	0	1	10
D1	vs. Oakland	21	4-12	0-0	0-0	5-9-14	2	2	4	1	0	8
D4	vs. Valparaiso	29	7-15	0-1	3-9	4-7-11	4	2	3	0	0	17
D8	at Miami	23	4-10	0-0	0-0	3-4-7	5	0	2	0	2	8
D12	Indiana State	29	13-18	0-0	4-7	6-5-11	1	2	2	1	1	30
D16	[20] Ohio State	27	6-12	0-0	4-4	2-7-9	3	8	4	0	0	16
D19	vs. Notre Dame	23	7-12	0-0	0-3	4-3-7	2	2	2	0	1	14
D22	at [4] Iowa	29	7-14	0-1	0-1	5-4-9	3	1	2	3	0	14
D25	vs. Maryland	16	4-9	0-0	2-3	3-5-8	3	2	2	0	0	10
D29	at [14] Rutgers	29	10-12	0-0	1-1	4-8-12	1	1	2	1	0	21
J2	at [15] Illinois	26	7-14	0-0	0-3	2-6-8	3	2	2	1	1	14
J5	Nebraska				-- POSTPONED --							
J8	at [23] Michigan State	26	9-14	0-0	8-12	3-6-9	2	2	3	1	0	26
J14	at Indiana	32	9-15	0-0	4-9	3-7-10	4	2	2	0	0	22
J17	vs. Penn State	19	6-10	0-0	1-6	6-5-11	3	1	1	0	1	13
J19	at [15] Ohio State	21	7-13	0-1	2-4	2-5-7	2	1	2	0	1	16
J22	vs. [7] Michigan	26	6-19	0-0	2-4	8-3-11	4	2	1	0	1	14
J30	vs. [21] Minnesota	33	7-18	0-0	3-4	6-8-14	4	3	2	0	2	17
F2	at Maryland	33	9-12	0-0	5-6	3-8-11	2	1	3	0	0	23
F6	vs. Northwestern	16	4-9	0-0	0-0	1-2-3	4	3	2	0	0	8
F11	at Minnesota											
F16	Michigan State											
F20	at Nebraska											
F26	at Penn State											
M2	Wisconsin											
M6	Indiana											

#55 | Sasha Stefanovic

Date	Opponent	Min.	FG	3FG	FT	O-D-T	Pf	A	TO	B	S	Pts.
N25	vs. Liberty	34	3-8	3-5	0-0	0-3-3	1	5	1	0	1	9
N26	vs. Clemson	28	2-5	2-4	2-2	0-2-2	1	0	2	0	0	8
D1	vs. Oakland	29	6-9	6-9	2-2	0-1-1	1	7	0	0	0	20
D4	vs. Valparaiso	34	4-9	4-9	7-9	1-2-3	2	3	2	0	0	19
D8	at Miami	32	1-5	1-4	1-2	0-5-5	3	1	1	0	0	4
D12	vs. Indiana State	33	3-5	3-5	3-4	0-3-3	2	4	2	0	0	12
D16	vs. [20] Ohio State	37	2-7	2-7	4-4	0-2-2	3	3	1	0	1	10
D19	vs. Notre Dame	33	6-8	5-7	1-2	0-2-2	2	2	0	1	1	18
D22	at [4] Iowa	30	3-7	2-6	0-0	0-4-4	1	3	3	0	1	8
D25	vs. Maryland	30	1-1	1-1	2-2	0-5-5	2	3	1	0	1	3
D29	at [14] Rutgers	32	4-8	2-5	4-6	0-4-4	2	2	0	0	1	14
J2	at [15] Illinois	30	3-6	3-5	0-0	0-3-3	4	0	1	0	0	9
J5	Nebraska				-- POSTPONED --							
J8	at [23] Michigan State	32	1-8	1-4	0-0	0-3-3	2	0	1	0	0	3
J14	at Indiana	24	3-6	2-4	0-0	0-1-1	5	3	1	0	0	8
J17	vs. Penn State	33	5-12	3-10	2-3	1-5-6	2	2	2	0	1	15
J19	at [15] Ohio State	29	5-9	1-5	4-4	0-4-4	1	0	2	0	2	15
J22	[7] Michigan				-- DID NOT PLAY --							
J30	[21] Minnesota				-- DID NOT PLAY --							
F2	at Maryland				-- DID NOT PLAY --							
F6	Northwestern	15	0-4	0-3	4-4	0-0-0	0	1	1	0	2	4
F11	at Minnesota											
F16	Michigan State											
F20	at Nebraska											
F26	at Penn State											
M2	Wisconsin											
M6	Indiana											

Purdue Team Game-by-Game

Date	Opponent	Min.	FG	3FG	FT	O-D-T	Pf	A	TO	B	S	Pts.
N25	vs. Liberty	200	31-53	9-18	6-11	5-25-30	18	20	16	2	5	77
N26	vs. Clemson	200	26-58	9-21	9-11	13-24-37	16	11	22	3	4	70
D1	vs. Oakland	200	33-60	17-32	10-11	13-27-40	14	27	12	1	4	93
D4	vs. Valparaiso	200	19-54	6-23	24-37	11-23-34	21	13	9	1	4	68
D8	at Miami	200	21-60	4-25	8-10	13-27-40	23	11	14	2	8	54
D12	Indiana State	200	30-54	6-16	14-21	12-28-40	13	22	19	8	3	80
D16	[20] Ohio State	200	25-53	6-20	11-13	9-27-36	19	16	16	3	9	67
D19	vs. Notre Dame	200	32-65	14-28	10-15	12-28-40	18	20	6	2	6	88
D22	at [4] Iowa	200	23-58	8-25	1-3	9-26-35	16	17	14	3	6	55
D25	vs. Maryland	200	26-57	10-22	11-17	10-31-41	18	16	10	3	3	73
D29	at [14] Rutgers	200	29-59	7-26	11-14	9-24-33	15	14	8	2	2	76
J2	at [15] Illinois	200	22-56	7-16	7-12	6-2-33	20	11	14	4	3	58
J5	Nebraska				-- POSTPONED --							
J8	at [23] Michigan State	200	19-56	3-24	14-19	16-21-37	21	9	14	3	2	55
J14	at Indiana	200	25-47	11-17	20-31	7-31-38	24	15	14	1	3	81
J17	vs. Penn State	200	25-62	6-32	24-33	14-33-47	16	12	12	7	5	80
J19	at [15] Ohio State	200	26-54	5-20	10-17	9-29-38	18	4	10	1	5	67
J22	vs. [7] Michigan	200	20-65	2-12	11-15	20-21-41	16	11	14	6	6	53
J30	vs. [21] Minnesota	200	27-47	8-15	19-24	17-27-44	18	11	10	2	8	81
F2	at Maryland	200	22-50	4-17	12-15	10-23-33	15	9	15	1	3	60
F6	Northwestern	200	22-54	8-23	23-24	8-26-34	15	14	12	4	10	70
F11	at Minnesota											
F16	Michigan State											
F20	at Nebraska											
F26/27	at Penn State											
M2	Wisconsin											
M6	Indiana											

INDIVIDUAL CAREER STATISTICS

DOWUONA, Emmanuel

				Field Goals		3-Point		F-Throws		Rebounds									Scoring	
SEASON	TEAM	GP-GS	MIN/AVG	FG-FGA	FG%	3FG-FGA	3FG%	FT-FTA	FT%	OFF	DEF	TOT	AVG	PF-FO	AST	TO	BLK	STL	PTS	AVG
2019-20	Purdue	9-0	31/3.4	6-13	.462	0-0	.000	0-0	.000	3	5	8	0.9	10-0	1	2	3	2	12	1.3
TOTAL		9-0	31/3.4	6-13	.462	0-0	.000	0-0	.000	3	5	8	0.9	10-0	1	2	3	2	12	1.3

EDEY, Zach

				Field Goals		3-Point		F-Throws		Rebounds								Scoring		
SEASON	TEAM	GP-GS	MIN/AVG	FG-FGA	FG%	3FG-FGA	3FG%	FT-FTA	FT%	OFF	DEF	TOT	AVG	PF-FO	AST	TO	BLK	STL	PTS	AVG
2020-21	Purdue	20-2	284/14.2	54-95	.568	0-0	.000	46-64	.719	32	53	85	4.3	46-1	4	30	22	4	154	7.7
TOTAL		20-2	284/14.2	54-95	.568	0-0	.000	46-64	.719	32	53	85	4.3	46-1	4	30	22	4	154	7.7

FROST, Matt

				Field Goals		3-Point		F-Throws		Rebounds									Scoring	
SEASON	TEAM	GP-GS	MIN/AVG	FG-FGA	FG%	3FG-FGA	3FG%	FT-FTA	FT%	OFF	DEF	TOT	AVG	PF-FO	AST	TO	BLK	STL	PTS	AVG
2019-20	Purdue	9-0	17/1.9	1-2	.500	0-1	.000	0-0	.000	0	1	1	0.1	1-0	0	0	0	0	2	0.2
2020-21	Purdue	1-0	3/3.4	1-1	1.000	1-1	1.000	0-0	.000	0	0	0	0.0	0-0	1	0	0	0	3	3.0
TOTAL		10-0	21/2.1	2-3	.667	1-2	.500	0-0	.000	0	1	1	0.1	1-0	1	0	0	0	5	0.5

GILLIS, Mason

				Field Goals		3-Point		F-Throws		Rebounds										Scoring	
SEASON	TEAM	GP-GS	MIN/AVG	FG-FGA	FG%	3FG-FGA	3FG%	FT-FTA	FT%	OFF	DEF	TOT	AVG	PF-FO	AST	TO	BLK	STL	PTS	AVG	
2020-21	Purdue	20-15	429/21.4	37-75	.493	16-45	.356	19-24	.792	27	46	73	3.7	48-1	25	22	2	10	109	5.5	
TOTAL		20-15	429/21.4	37-75	.493	16-45	.356	19-24	.792	27	46	73	3.7	48-1	25	22	2	10	109	5.5	

HUNTER JR., Eric

				Field Goals		3-Point		F-Throws		Rebounds										Scoring	
SEASON	TEAM	GP-GS	MIN/AVG	FG-FGA	FG%	3FG-FGA	3FG%	FT-FTA	FT%	OFF	DEF	TOT	AVG	PF-FO	AST	TO	BLK	STL	PTS	AVG	
2018-19	Purdue	36-1	450/12.5	27-89	.303	10-46	.217	15-21	.714	16	34	50	1.4	37-0	39	21	3	13	79	2.2	
2019-20	Purdue	31-30	974/31.4	117-282	.415	43-121	.355	51-67	.761	38	63	101	3.3	77-2	82	61	4	32	328	10.6	
2020-21	Purdue	16-15	495/31.0	50-143	.350	17-60	.283	34-38	.895	11	31	42	2.6	32-0	52	34	0	20	151	9.4	
TOTAL		83-46	1920/23.1	194-514	.377	70-227	.308	100-126	.794	65	128	193	2.3	146-2	173	116	7	65	558	6.7	

IVEY, Jaden

				Field Goals		3-Point		F-Throws		Rebounds								Scoring		
SEASON	TEAM	GP-GS	MIN/AVG	FG-FGA	FG%	3FG-FGA	3FG%	FT-FTA	FT%	OFF	DEF	TOT	AVG	PF-FO	AST	TO	BLK	STL	PTS	AVG
2020-21	Purdue	15-4	297/19.8	47-126	.373	10-50	.200	28-42	.667	10	36	46	3.1	25-0	26	13	4	8	132	8.8
TOTAL		15-4	297/19.8	47-126	.373	10-50	.200	28-42	.667	10	36	46	3.1	25-0	26	13	4	8	132	8.8

MARTIN, Chase

				Field Goals		3-Point		F-Throws		Rebounds									Scoring	
SEASON	TEAM	GP-GS	MIN/AVG	FG-FGA	FG%	3FG-FGA	3FG%	FT-FTA	FT%	OFF	DEF	TOT	AVG	PF-FO	AST	TO	BLK	STL	PTS	AVG
2020-21	Purdue	1-0	3/3.4	0-1	.000	0-1	.000	0-0	.000	0	0	0	0.0	0-0	0	0	0	0	0	0.0
TOTAL		1-0	3/3.4	0-1	.000	0-1	.000	0-0	.000	0	0	0	0.0	0-0	0	0	0	0	0	0.0

MORTON, Ethan

				Field Goals		3-Point		F-Throws		Rebounds									Scoring	
SEASON	TEAM	GP-GS	MIN/AVG	FG-FGA	FG%	3FG-FGA	3FG%	FT-FTA	FT%	OFF	DEF	TOT	AVG	PF-FO	AST	TO	BLK	STL	PTS	AVG
2020-21	Purdue	19-0	184/9.7	5-20	.250	4-14	.286	0-0	.000	2	11	13	0.7	9-0	18	13	1	2	14	0.7
TOTAL		19-0	184/9.7	5-20	.250	4-14	.286	0-0	.000	2	11	13	0.7	9-0	18	13	1	2	14	0.7

INDIVIDUAL CAREER STATISTICS

NEWMAN, Brandon

				Field Goals		3-Point		F-Throws		Rebounds										Scoring	
SEASON	TEAM	GP-GS	MIN/AVG	FG-FGA	FG%	3FG-FGA	3FG%	FT-FTA	FT%	OFF	DEF	TOT	AVG	PF-FO	AST	TO	BLK	STL		PTS	AVG
2020-21	Purdue	20-20	520/26.0	68-158	.430	33-76	.434	25-26	.962	8	59	67	3.4	39-1	28	32	9	16		194	9.7
TOTAL		20-20	520/26.0	68-158	.430	33-76	.434	25-26	.962	8	59	67	3.4	39-1	28	32	9	16		194	9.7

STEFANOVIC, Sasha

				Field Goals		3-Point		F-Throws		Rebounds										Scoring	
SEASON	TEAM	GP-GS	MIN/AVG	FG-FGA	FG%	3FG-FGA	3FG%	FT-FTA	FT%	OFF	DEF	TOT	AVG	PF-FO	AST	TO	BLK	STL		PTS	AVG
2018-19	Purdue	36-0	419/11.6	30-77	.390	25-61	.410	5-14	.357	3	37	40	1.1	43-0	16	25	4	20		90	2.5
2019-20	Purdue	30-22	792/26.4	85-221	.385	64-167	.383	40-49	.816	5	68	73	2.4	62-2	51	41	9	30		274	9.1
2020-21	Purdue	17-16	514/30.2	52-117	.444	41-93	.441	36-44	.818	2	49	51	3.0	34-1	39	21	1	11		181	10.6
TOTAL		83-38	1725/20.8	167-415	.402	130-321	.405	81-107	.757	10	154	164	2.0	139-3	106	87	14	61		545	6.6

THOMPSON, Isaiah

				Field Goals		3-Point		F-Throws		Rebounds										Scoring	
SEASON	TEAM	GP-GS	MIN/AVG	FG-FGA	FG%	3FG-FGA	3FG%	FT-FTA	FT%	OFF	DEF	TOT	AVG	PF-FO	AST	TO	BLK	STL		PTS	AVG
2019-20	Purdue	31-0	581/18.7	58-164	.354	36-100	.360	21-31	.677	5	28	33	1.1	43-0	21	24	1	13		173	5.6
2020-21	Purdue	20-5	387/19.3	28-63	.444	17-40	.425	21-27	.778	10	19	29	1.5	21-0	22	12	0	4		94	4.7
TOTAL		51-5	967/19.0	86-227	.379	53-140	.379	42-58	.724	15	47	62	1.2	64-0	43	36	1	17		267	5.2

WHEELER, Aaron

				Field Goals		3-Point		F-Throws		Rebounds										Scoring	
SEASON	TEAM	GP-GS	MIN/AVG	FG-FGA	FG%	3FG-FGA	3FG%	FT-FTA	FT%	OFF	DEF	TOT	AVG	PF-FO	AST	TO	BLK	STL		PTS	AVG
2018-19	Purdue	36-0	494/13.7	60-135	.444	31-85	.365	19-31	.613	34	75	109	3.0	65-1	15	24	17	21		170	4.7
2019-20	Purdue	31-9	548/17.7	37-144	.257	21-97	.216	17-20	.850	30	99	129	4.2	59-3	29	30	11	20		112	3.6
2020-21	Purdue	20-5	379/19.0	27-76	.355	10-48	.208	4-7	.571	19	74	93	4.7	39-1	23	23	11	12		68	3.4
TOTAL		87-14	1421/16.3	124-355	.349	62-230	.270	40-58	.690	83	248	331	3.8	163-5	67	77	39	53		350	4.0

WILLIAMS, Trevion

				Field Goals		3-Point		F-Throws		Rebounds										Scoring	
SEASON	TEAM	GP-GS	MIN/AVG	FG-FGA	FG%	3FG-FGA	3FG%	FT-FTA	FT%	OFF	DEF	TOT	AVG	PF-FO	AST	TO	BLK	STL		PTS	AVG
2018-19	Purdue	34-8	350/10.3	78-144	.542	1-3	.333	19-37	.514	61	76	137	4.0	65-1	18	19	15	12		176	5.2
2019-20	Purdue	31-22	665/21.4	154-299	.515	3-9	.333	45-94	.479	104	133	237	7.6	72-2	45	51	13	20		356	11.5
2020-21	Purdue	20-18	502/25.1	133-256	.520	0-3	.000	42-81	.519	74	117	191	9.6	61-2	44	46	9	12		308	15.4
TOTAL		85-48	1516/17.8	365-699	.522	4-15	.267	106-212	.500	239	326	565	6.6	198-5	107	116	37	44		840	9.9

WULBRUN, Jared

				Field Goals		3-Point		F-Throws		Rebounds										Scoring	
SEASON	TEAM	GP-GS	MIN/AVG	FG-FGA	FG%	3FG-FGA	3FG%	FT-FTA	FT%	OFF	DEF	TOT	AVG	PF-FO	AST	TO	BLK	STL		PTS	AVG
2018-19	CLU	25-23	682/27.3	50-132	.379	43-120	.358	21-26	.808	1	38	39	1.6	39-0	40	33	0	10		164	6.6
2019-20	Purdue	9-0	17/1.9	1-2	.500	1-2	.500	0-0	.000	0	0	0	0.0	0-0	2	2	0	0		3	0.3
2020-21	Purdue	1-0	3/3.4	1-1	1.000	1-1	1.000	0-0	.000	0	0	0	0.0	0-0	1	0	0	0		3	3.0
TOTAL FOR Purdue		10-0	21/2.1	2-3	.667	2-3	.667	0-0	.000	0	0	0	0.0	0-0	3	2	0	0		6	0.6
TOTAL		35-23	702/20.1	52-135	.385	45-123	.366	21-26	.808	1	38	39	1.1	39-0	43	35	0	10		170	4.9

GAME 21 // PURDUE AT MINNESOTA // FEBRUARY 11, 2021

SEASON / CAREER HIGHS			
#0 MASON GILLIS			
Points			
S:	12, Two Times		
C:	12, Two Times		
Rebounds			
S:	9, Two Times		
C:	9, Two Times		
Assists			
S:	3, Three Times		
C:	3, Three Times		
Steals			
S:	2, Three Times		
C:	2, Three Times		
Blocked Shots			
S:	1, Two Times		
C:	1, Two Times		
Field Goals Made			
S:	4, Three Times		
C:	4, Three Times		
Field Goal Attempts			
S:	10 vs. Miami (12-8-20)		
C:	10 vs. Miami (12-8-20)		
Three-Pointers Made			
S:	3 vs. Northwestern (2-6-21)		
C:	3 vs. Northwestern (2-6-21)		
Three-Point Attempts			
S:	6 vs. Penn State (1-17-21)		
C:	6 vs. Penn State (1-17-21)		
Free Throws Made			
S:	6 vs. Penn State (1-17-21)		
C:	6 vs. Penn State (1-17-21)		
Free Throw Attempts			
S:	6 vs. Penn State (1-17-21)		
C:	6 vs. Penn State (1-17-21)		
Minutes			
S:	31 vs. [14] Rutgers (12-29-20)		
C:	31 vs. [14] Rutgers (12-29-20)		
#5 BRANDON NEWMAN			
Points			
S:	29 vs. [21] Minnesota (1-30-21)		
C:	29 vs. [21] Minnesota (1-30-21)		
Rebounds			
S:	8 vs. [4] Iowa (12-22-20)		
C:	8 vs. [4] Iowa (12-22-20)		
Assists			
S:	4, Two Times		
C:	4, Two Times		
Steals			
S:	2, Four Times		
C:	2, Four Times		
Blocked Shots			
S:	3 vs. Penn State (1-17-21)		
C:	3 vs. Penn State (1-17-21)		
Field Goals Made			
S:	9 vs. [21] Minnesota (1-30-21)		
C:	9 vs. [21] Minnesota (1-30-21)		
Field Goal Attempts			
S:	14, Two Times		
C:	14, Two Times		
Three-Pointers Made			
S:	5 vs. [21] Minnesota (1-30-21)		
C:	5 vs. [21] Minnesota (1-30-21)		
Three-Point Attempts			
S:	7, Three Times		
C:	7, Three Times		
Free Throws Made			
S:	6, Two Times		
C:	6, Two Times		
Free Throw Attempts			
S:	6, Two Times		
C:	6, Two Times		
Minutes			
S:	37 vs. Clemson (11-26-20)		
C:	37 vs. Clemson (11-26-20)		
#1 AARON WHEELER			
Points			
S:	10, Two Times		
C:	15 vs. [23] Maryland (12-6-18)		
Rebounds			
S:	13 vs. Indiana State (12-12-20)		
C:	13 vs. Indiana State (12-12-20)		
Assists			
S:	4 vs. Liberty (11-25-20)		
C:	5, Two Times		
Steals			
S:	3 vs. [20] Ohio State (12-16-20)		
C:	4 vs. Texas (11-9-19)		
Blocked Shots			
S:	4 vs. Indiana State (12-12-20)		
C:	4 vs. Indiana State (12-12-20)		
Field Goals Made			
S:	4, Three Times		
C:	6 vs. [23] Maryland (12-6-18)		
Field Goal Attempts			
S:	8 vs. Oakland (12-1-20)		
C:	12, Two Times		
Three-Pointers Made			
S:	2, Two Times		
C:	3, Four Times		
Three-Point Attempts			
S:	5 vs. [23] Michigan State (1-8-21)		
C:	7, Three Times		
Free Throws Made			
S:	2 vs. Notre Dame (12-19-20)		
C:	5 vs. Rutgers (1-15-19)		
Free Throw Attempts			
S:	2, Two Times		
C:	8 vs. Rutgers (1-15-19)		
Minutes			
S:	29, Two Times		
C:	34 vs. Texas (11-9-19)		
#11 ISAIAH THOMPSON			
Points			
S:	17 vs. [14] Rutgers (12-29-20)		
C:	17, Two Times		
Rebounds			
S:	4 vs. [4] Iowa (12-22-20)		
C:	4, Two Times		
Assists			
S:	6 vs. Oakland (12-1-20)		
C:	6 vs. Oakland (12-1-20)		
Steals			
S:	1, Four Times		
C:	3 vs. Central Michigan (12-28-19)		
Blocked Shots			
S:	0		
C:	1 vs. Central Michigan (12-28-19)		
Field Goals Made			
S:	7 vs. [14] Rutgers (12-29-20)		
C:	7 vs. [14] Rutgers (12-29-20)		
Field Goal Attempts			
S:	10 vs. Clemson (11-26-20)		
C:	11, Two Times		
Three-Pointers Made			
S:	3, Two Times		
C:	5 vs. Chicago State (11-16-19)		
Three-Point Attempts			
S:	5 vs. Clemson (11-26-20)		
C:	10 vs. Chicago State (11-16-19)		
Free Throws Made			
S:	9 vs. Valparaiso (12-4-20)		
C:	9 vs. Valparaiso (12-4-20)		
Free Throw Attempts			
S:	12 vs. Valparaiso (12-4-20)		
C:	12, Two Times		
Minutes			
S:	36 vs. Valparaiso (12-4-20)		
C:	40 vs. [19] Michigan (1-9-20)		
#2 ERIC HUNTER JR.			
Points			
S:	18 vs. Notre Dame (12-19-20)		
C:	19 vs. [18] Iowa (3-3-20)		
Rebounds			
S:	6, Two Times		
C:	7, Four Times		
Assists			
S:	8 vs. Notre Dame (12-19-20)		
C:	8 vs. Notre Dame (12-19-20)		
Steals			
S:	4 vs. Northwestern (2-6-21)		
C:	4 vs. Northwestern (2-6-21)		
Blocked Shots			
S:	0		
C:	1, Six Times		
Field Goals Made			
S:	6, Three Times		
C:	7 vs. Green Bay (11-6-19)		
Field Goal Attempts			
S:	15, Two Times		
C:	15, Two Times		
Three-Pointers Made			
S:	4 vs. Notre Dame (12-19-20)		
C:	4, Two Times		
Three-Point Attempts			
S:	7 vs. Notre Dame (12-19-20)		
C:	8, Two Times		
Free Throws Made			
S:	6 vs. Penn State (1-17-21)		
C:	7 vs. [18] Iowa (3-3-20)		
Free Throw Attempts			
S:	6 vs. Penn State (1-17-21)		
C:	8, Two Times		
Minutes			
S:	39 vs. [21] Minnesota (1-30-21)		
C:	47 vs. [19] Michigan (1-9-20)		
#4 EMMANUEL DOWUONA			
Points			
S:	0		
C:	4 vs. Chicago State (11-16-19)		
Rebounds			
S:	0		
C:	3 vs. Central Michigan (12-28-19)		
Assists			
S:	0		
C:	1 vs. Central Michigan (12-28-19)		
Steals			
S:	0		
C:	1 vs. Chicago State (11-16-19)		
Blocked Shots			
S:	0		
C:	2 vs. Chicago State (11-16-19)		
Field Goals Made			
S:	0		
C:	2 vs. Chicago State (11-16-19)		
Field Goal Attempts			
S:	0		
C:	4 vs. Jacksonville State (11-23-19)		
Three-Pointers Made			
S:	0		
C:	0		
Three-Point Attempts			
S:	0		
C:	0		
Free Throws Made			
S:	0		
C:	0		
Free Throw Attempts			
S:	0		
C:	0		
Minutes			
S:	0		
C:	9 vs. Chicago State (11-16-19)		
#14 JARED WULBRUN			
Points			
S:	3 vs. Oakland (12-1-20)		
C:	19 vs. Redlands (2-13-19)		
Rebounds			
S:	0		
C:	4, Two Times		
Assists			
S:	1 vs. Oakland (12-1-20)		
C:	5 vs. UC Santa Cruz (1-26-19)		
Steals			
S:	0		
C:	2 vs. Pacific, Ore. (11-21-19)		
Blocked Shots			
S:	0		
C:	0		
Field Goals Made			
S:	1 vs. Oakland (12-1-20)		
C:	6 vs. Redlands (2-13-19)		
Field Goal Attempts			
S:	1 vs. Oakland (12-1-20)		
C:	12 vs. Pomona-Pitzer (2-9-19)		
Three-Pointers Made			
S:	1 vs. Oakland (12-1-20)		
C:	5, Two Times		
Three-Point Attempts			
S:	1 vs. Oakland (12-1-20)		
C:	9, Four Times		
Free Throws Made			
S:	0		
C:	5, Three Times		
Free Throw Attempts			
S:	0		
C:	6, Two Times		
Minutes			
S:	3 vs. Oakland (12-1-20)		
C:	36 vs. Redlands (1-9-19)		
#15 ZACH EDEY			
Points			
S:	19 vs. Liberty (11-25-20)		
C:	19 vs. Liberty (11-25-20)		
Rebounds			
S:	11 vs. Northwestern (2-6-21)		
C:	11 vs. Northwestern (2-6-21)		
Assists			
S:	1, Four Times		
C:	1, Four Times		
Steals			
S:	1, Three Times		
C:	1, Three Times		
Blocked Shots			
S:	4 vs. Northwestern (2-6-21)		
C:	4 vs. Northwestern (2-6-21)		
Field Goals Made			
S:	9 vs. Liberty (11-25-20)		
C:	9 vs. Liberty (11-25-20)		
Field Goal Attempts			
S:	10 vs. Liberty (11-25-20)		
C:	10 vs. Liberty (11-25-20)		
Three-Pointers Made			
S:	0		
C:	0		
Three-Point Attempts			
S:	0		
C:	0		
Free Throws Made			
S:	8 vs. Northwestern (2-6-21)		
C:	8 vs. Northwestern (2-6-21)		
Free Throw Attempts			
S:	8 vs. Northwestern (2-6-21)		
C:	8 vs. Northwestern (2-6-21)		
Minutes			
S:	23 vs. Northwestern (2-6-21)		
C:	23 vs. Northwestern (2-6-21)		
PURDUESPORTS.COM @BOILERBALL			

SEASON / CAREER HIGHS

#21 MATT FROST	
Points	
S:	3 vs. Oakland (12-1-20)
C:	3 vs. Oakland (12-1-20)
Rebounds	
S:	0
C:	1 vs. [8] Michigan State (1-12-20)
Assists	
S:	1 vs. Oakland (12-1-20)
C:	1 vs. Oakland (12-1-20)
Steals	
S:	0
C:	0
Blocked Shots	
S:	0
C:	0
Field Goals Made	
S:	1 vs. Oakland (12-1-20)
C:	1, Two Times
Field Goal Attempts	
S:	1 vs. Oakland (12-1-20)
C:	2 vs. Central Michigan (12-28-19)
Three-Pointers Made	
S:	1 vs. Oakland (12-1-20)
C:	1 vs. Oakland (12-1-20)
Three-Point Attempts	
S:	1 vs. Oakland (12-1-20)
C:	1, Two Times
Free Throws Made	
S:	0
C:	0
Free Throw Attempts	
S:	0
C:	0
Minutes	
S:	3 vs. Oakland (12-1-20)
C:	4 vs. Central Michigan (12-28-19)

#22 CHASE MARTIN	
Points	
S:	0
C:	0
Rebounds	
S:	0
C:	0
Assists	
S:	0
C:	0
Steals	
S:	0
C:	0
Blocked Shots	
S:	0
C:	0
Field Goals Made	
S:	0
C:	0
Field Goal Attempts	
S:	0
C:	0
Three-Pointers Made	
S:	0
C:	0
Three-Point Attempts	
S:	1 vs. Oakland (12-1-20)
C:	1 vs. Oakland (12-1-20)
Free Throws Made	
S:	0
C:	0
Free Throw Attempts	
S:	0
C:	0
Minutes	
S:	3 vs. Oakland (12-1-20)
C:	3 vs. Oakland (12-1-20)

#23 JADEN IVEY	
Points	
S:	20 vs. Northwestern (2-6-21)
C:	20 vs. Northwestern (2-6-21)
Rebounds	
S:	7 vs. Northwestern (2-6-21)
C:	7 vs. Northwestern (2-6-21)
Assists	
S:	5 vs. [7] Michigan (1-22-21)
C:	5 vs. [7] Michigan (1-22-21)
Steals	
S:	2 vs. Northwestern (2-6-21)
C:	2 vs. Northwestern (2-6-21)
Blocked Shots	
S:	2 vs. [21] Minnesota (1-30-21)
C:	2 vs. [21] Minnesota (1-30-21)
Field Goals Made	
S:	6, Two Times
C:	6, Two Times
Field Goal Attempts	
S:	14, Two Times
C:	14, Two Times
Three-Pointers Made	
S:	2, Four Times
C:	2, Four Times
Three-Point Attempts	
S:	7 vs. Northwestern (2-6-21)
C:	7 vs. Northwestern (2-6-21)
Free Throws Made	
S:	6, Two Times
C:	6, Two Times
Free Throw Attempts	
S:	7, Two Times
C:	7, Two Times
Minutes	
S:	36 vs. Northwestern (2-6-21)
C:	36 vs. Northwestern (2-6-21)


#25 ETHAN MORTON	
Points	
S:	5 vs. Valparaiso (12-4-20)
C:	5 vs. Valparaiso (12-4-20)
Rebounds	
S:	2, Four Times
C:	2, Four Times
Assists	
S:	6 vs. Oakland (12-1-20)
C:	6 vs. Oakland (12-1-20)
Steals	
S:	1 vs. Oakland (12-1-20)
C:	1 vs. Oakland (12-1-20)
Blocked Shots	
S:	0
C:	0
Field Goals Made	
S:	2 vs. Valparaiso (12-4-20)
C:	2 vs. Valparaiso (12-4-20)
Field Goal Attempts	
S:	5 vs. Valparaiso (12-4-20)
C:	5 vs. Valparaiso (12-4-20)
Three-Pointers Made	
S:	1, Four Times
C:	1, Four Times
Three-Point Attempts	
S:	4 vs. Valparaiso (12-4-20)
C:	4 vs. Valparaiso (12-4-20)
Free Throws Made	
S:	0
C:	0
Free Throw Attempts	
S:	0
C:	0
Minutes	
S:	25 vs. Clemson (11-26-20)
C:	25 vs. Clemson (11-26-20)

#34 CARSON BARRETT	
Points	
S:	0
C:	0
Rebounds	
S:	0
C:	0
Assists	
S:	0
C:	0
Steals	
S:	0
C:	0
Blocked Shots	
S:	0
C:	0
Field Goals Made	
S:	0
C:	0
Field Goal Attempts	
S:	0
C:	0
Three-Pointers Made	
S:	0
C:	0
Three-Point Attempts	
S:	0
C:	0
Free Throws Made	
S:	0
C:	0
Free Throw Attempts	
S:	0
C:	0
Minutes	
S:	0
C:	0

#50 TREVION WILLIAMS	
Points	
S:	30 vs. Indiana State (12-12-20)
C:	36 vs. [19] Michigan (1-9-20)
Rebounds	
S:	14, Two Times
C:	20 vs. [19] Michigan (1-9-20)
Assists	
S:	8 vs. [20] Ohio State (12-16-20)
C:	8 vs. [20] Ohio State (12-16-20)
Steals	
S:	2, Two Times
C:	4 vs. [17] Butler (12-21-19)
Blocked Shots	
S:	3 vs. [4] Iowa (12-22-20)
C:	3 vs. [4] Iowa (12-22-20)
Field Goals Made	
S:	13 vs. Indiana State (12-12-20)
C:	16 vs. [19] Michigan (1-9-20)
Field Goal Attempts	
S:	19 vs. [7] Michigan (1-22-21)
C:	28 vs. [19] Michigan (1-9-20)
Three-Pointers Made	
S:	0
C:	1, Three Times
Three-Point Attempts	
S:	1 vs. Valparaiso (12-4-20)
C:	2 vs. Ohio State (2-15-20)
Free Throws Made	
S:	8 vs. [23] Michigan State (1-8-21)
C:	8 vs. [23] Michigan State (1-8-21)
Free Throw Attempts	
S:	12 vs. [23] Michigan State (1-8-21)
C:	12 vs. [23] Michigan State (1-8-21)
Minutes	
S:	33, Two Times
C:	44 vs. [19] Michigan (1-9-20)

#55 SASHA STEFANOVIC	
Points	
S:	20 vs. Oakland (12-1-20)
C:	23 vs. Central Michigan (12-28-19)
Rebounds	
S:	6 vs. Penn State (1-17-21)
C:	8 vs. [17] Maryland (1-18-20)
Assists	
S:	7 vs. Oakland (12-1-20)
C:	7 vs. Oakland (12-1-20)
Steals	
S:	2 vs. [15] Ohio State (1-19-21)
C:	4 vs. [5] Virginia (12-4-19)
Blocked Shots	
S:	1 vs. Notre Dame (12-19-20)
C:	3 vs. [8] Michigan State (1-12-20)
Field Goals Made	
S:	6, Two Times
C:	8 vs. Central Michigan (12-28-19)
Field Goal Attempts	
S:	12 vs. Penn State (1-17-21)
C:	13 vs. Central Michigan (12-28-19)
Three-Pointers Made	
S:	6 vs. Oakland (12-1-20)
C:	7 vs. Central Michigan (12-28-19)
Three-Point Attempts	
S:	10 vs. Penn State (1-17-21)
C:	10, Three Times
Free Throws Made	
S:	7 vs. Valparaiso (12-4-20)
C:	7 vs. Valparaiso (12-4-20)
Free Throw Attempts	
S:	9 vs. Valparaiso (12-4-20)
C:	9 vs. Valparaiso (12-4-20)
Minutes	
S:	37 vs. [20] Ohio State (12-16-20)
C:	46 vs. Minnesota (1-2-20)

GAME 21 // PURDUE AT MINNESOTA // FEBRUARY 11, 2021

	PURDUE BOILERMAKERS 2020-21 Record: 13-7 (8-5 Big Ten) AP Ranking: 24 Streak: Win-1 Scoring Offense: 70.6 Scoring Defense: 66.5 Scoring Margin: +4.1 Field Goal Pct.: .444 Field Goal Pct. Defense: .417 3-Pt. Percentage: .347 Rebound Margin: +6.6 Turnover Margin: -1.6										<ul style="list-style-type: none">• Purdue is one of four schools (Gonzaga, Kentucky, Michigan) to make three straight Sweet 16 appearances.• Purdue became the 11th program in NCAA history to win 1,850 games, coming in the win vs. Northwestern.• Matt Painter recorded his 350th win at Purdue and 175th Big Ten win in the victory over Northwestern.• Purdue has four comebacks of 11 or more points this season, tied for the most in school history (1982-83; also 4).• Purdue's 9 quad-1 and 2 wins are tied for the fourth most in America (Alabama - 12; Gonzaga and Illinois - 10).• A Purdue freshman has been named the Big Ten Freshman of the Week in four straight weeks (6-of-11 overall).																		
	National Rankings: 24 / Associated Press 25 / Coaches										#0 Mason Gillis R-Fr. Forward 6-6 230 New Castle, Ind. New Castle GP / GS PPG RPG APG Blks. Stls. FG % 3P % FT % 20 / 15 5.5 3.7 1.3 2 10 .493 .356 .792																		
	2020-21 Record / Conf: 13-7 / 8-5 Big Ten										#1 Aaron Wheeler Jr. Forward 6-9 205 Stamford, Conn. Brewster Academy (N.H.) GP / GS PPG RPG APG Blks. Stls. FG % 3P % FT % 20 / 5 3.4 4.7 1.2 11 12 .355 .208 .47																		
	Last Game: Def. Northwestern 75-70 Feb. 6, 2021										#2 Eric Hunter Jr. Jr. Guard 6-4 170 Indianapolis, Ind. Tindley Prep GP / GS PPG RPG APG Blks. Stls. FG % 3P % FT % 16 / 15 9.4 2.6 3.3 0 20 .350 .283 .895																		
	Next Game: Feb. 16, 2021 Michigan State										#4 Emmanuel Dowuona So. Center (doo-wanna) 6-10 245 Miami, Fla. Westwood Christian GP / GS PPG RPG APG Blks. Stls. FG % 3P % FT % 0 / 0 -- -- -- -- -- -- -- --																		
	Head Coach: Matt Painter PUR: 350-181 / 16th CAR: 375-186 / 17th										#5 Brandon Newman R-Fr. Guard 6-5 195 Valparaiso, Ind. Valparaiso GP / GS PPG RPG APG Blks. Stls. FG % 3P % FT % 20 / 20 9.7 3.4 1.4 9 16 .430 .434 .962																		
	Assistant Coaches: Brandon Brantley Steve Lutz Micah Shrewsberry Elliot Bloom (DBO)										#11 Isaiah Thompson So. Guard 6-1 160 Zionsville, Ind. Zionsville GP / GS PPG RPG APG Blks. Stls. FG % 3P % FT % 20 / 5 4.7 1.5 1.1 0 4 .444 .425 .778																		
	2020-21 SCHEDULE										#14 Jared Wulbrun So. Guard 5-10 185 Stanford, Calif. Palo Alto Cal Lutheran GP / GS PPG RPG APG Blks. Stls. FG % 3P % FT % 1 / 0 3.0 0.0 1.0 0 0 1-1 1-1 0-0																		
	<div>Opponent</div> <div>Date / Result</div> <div>vs. Liberty</div> <div>W, 77-64</div> <div>vs. Clemson</div> <div>L, 70-81</div> <div>Oakland</div> <div>W, 93-50</div> <div>Valparaiso</div> <div>W, 68-61</div> <div>at Miami</div> <div>L, 54-58</div> <div>Indiana State</div> <div>W, 80-68</div> <div>[20] Ohio State</div> <div>W, 67-60</div> <div>vs. Notre Dame</div> <div>W, 88-78</div> <div>at [4] Iowa</div> <div>L, 55-70</div> <div>Maryland</div> <div>W, 73-70</div> <div>at [14] Rutgers</div> <div>L, 76-81</div> <div>at [15] Illinois</div> <div>L, 58-66</div> <div>Nebraska</div> <div>POSTPONED</div> <div>at [23] Michigan State</div> <div>W, 55-54</div> <div>at Indiana</div> <div>W, 81-69</div> <div>Penn State</div> <div>W, 80-72</div> <div>at [15] Ohio State</div> <div>W, 67-65</div> <div>[7] Michigan</div> <div>L, 53-70</div> <div>[21] Minnesota</div> <div>W, 81-62</div> <div>at Maryland</div> <div>L, 60-61</div> <div>Northwestern</div> <div>W, 75-70</div> <div>at Minnesota</div> <div>F11</div> <div>Michigan State</div> <div>F16</div> <div>at Nebraska</div> <div>F20</div> <div>at Penn State</div> <div>F26</div> <div>Wisconsin</div> <div>M2</div> <div>Indiana</div> <div>M6</div> <div>Big Ten Tournament</div> <div>M10-14</div> <div>NCAA Tournament</div> <div>TBA</div>										#15 Zach Edey Fr. Center (e-Dee) 7-4 285 Toronto, Canada IMG Academy (Fla.) GP / GS PPG RPG APG Blks. Stls. FG % 3P % FT % 20 / 2 7.7 4.3 0.2 22 4 .568 0-0 .719																		
											#21 Matt Frost So. Forward 6-5 200 Columbus, Ind. Columbus East GP / GS PPG RPG APG Blks. Stls. FG % 3P % FT % 1 / 0 3.0 0.0 1.0 0 0 1-1 1-1 0-0																		
										#22 Chase Martin Fr. Guard 6-3 195 Columbia, Mo. Tolton GP / GS PPG RPG APG Blks. Stls. FG % 3P % FT % 1 / 0 0.0 0.0 0.0 0 0 0-1 0-1 --																			
										#23 Jaden Ivey Fr. Guard (jay-den Ivy) 6-4 200 South Bend, Ind. La Lumiere Prep GP / GS PPG RPG APG Blks. Stls. FG % 3P % FT % 15 / 4 8.8 3.1 1.6 4 8 .373 .200 .667																			
										#25 Ethan Morton Fr. Guard 6-6 215 Butler, Pa. Butler GP / GS PPG RPG APG Blks. Stls. FG % 3P % FT % 19 / 0 0.7 0.7 1.0 1 2 .250 .286 0-0																			
										#34 Carson Barrett Fr. Forward 6-5 215 Lafayette, Ind. Lafayette Central Catholic GP / GS PPG RPG APG Blks. Stls. FG % 3P % FT % 0 / 0 -- -- -- -- -- -- -- --																			
										#50 Trevion Williams So. Forward (tray-vee-on) 6-10 265 Chicago, Ill. Henry Ford (Mich.) GP / GS PPG RPG APG Blks. Stls. FG % 3P % FT % 20 / 18 15.4 9.6 2.2 9 12 .520 0-3 .519																			
										#55 Sasha Stefanovic So. Guard (steph-On-uh-vitch) 6-5 200 Crown Point, Ind. Crown Point GP / GS PPG RPG APG Blks. Stls. FG % 3P % FT % 17 / 16 10.6 3.0 2.3 1 11 .444 .441 .818																			
MEDIA Web: PurdueSports.com Twitter: @BoilerBall / @PurdueMBBStats Contact: Chris Forman Email: cforman@purdue.edu Office: 765-494-3201 Cell: 413-687-4590 Twitter: @Forman																													