



PURDUE IN 2022

| | |
|-------------|-----|
| Overall | 5-4 |
| Home | 3-2 |
| Away | 2-2 |
| Neutral | 0-0 |
| vs. Big Ten | 3-3 |
| vs. Ranked | 1-0 |

BROADCAST INFORMATION

TELEVISION

| | |
|--------------|---------------|
| Network | ESPN2 |
| Play-by-Play | Jay Alter |
| Analyst | Dustin Fox |
| Sideline | Lauren Sisler |

RADIO

| | |
|--------------|-----------------------------|
| Network | Purdue Sports Radio Network |
| Flagship | 96.5 FM WAZY |
| Play-by-Play | Tim Newton |
| Analyst | Pete Quinn |
| Producer | Rob Blackman |
| Sideline | Kelly Kitchel |
| Engineer | Scott Fenstermaker |
| Free Online | Varsity Network |

SERIES AT A GLANCE

| | |
|--------------------|-------------------------------------|
| Overall Record | 46-45-6 (98th meeting) |
| In West Lafayette | 22-23-4 |
| In Champaign | 24-22-2 |
| At Neutral | 0-0 |
| Streak | Purdue 2 games |
| Last Purdue Win | 2021 - Home - Purdue 13, Illinois 9 |
| Last Meeting | 2021 - Home - Purdue 13, Illinois 9 |
| First Meeting | 1890 - Home - Purdue 62, Illinois 0 |
| Brohm vs. Illinois | 4-2 |
| Bielema vs. Purdue | 5-1 |

TABLE OF CONTENTS

| | |
|----------------------------|--------------------------------|
| 2 - Aidan O'Connell | 15 - Starters |
| 3 - Charlie Jones | 16-20 - Game-by-Game |
| 4-10 - Boiler Notes | 20 - Big Plays |
| 4 - Series History | 21 - Player Trackers |
| 5 - NCAA Rankings | 22 - Season Highs |
| 6 - Big Ten Standings | 23-24 - Career Highs |
| 11 - Ross-Ade Stadium | 25 - The Last Time |
| 12-13 - Purdue Roster | 26-29 - Schedule Recap/Outlook |
| 14 - Head Coach Jeff Brohm | 30-34 - Career Info |

WEEKLY AVAILABILITY

| |
|--|
| Monday - 11 a.m. - Jeff Brohm Press Conference (Mackey Media Room) |
| Tuesday - Approx. 5:45 p.m. - Offensive coach and players |
| Wednesday - Approx. 5:45 p.m. - Defensive coach and players |
| Thursday - Approx. 4:45 p.m. - Jeff Brohm |

STRATEGIC COMMUNICATIONS

| | |
|------------------------------|------------------------------------|
| Director - Football Contact | Adam Kuffner |
| AK Cell/Email | 662-816-0497 / kuffner@purdue.edu |
| Associate Athletics Director | Patrick Crawford |
| PC Cell/Email | 337-412-4220 / pcrawf@purdue.edu |
| Associate Director | Ian MacDougall |
| IM Cell/Email | 317-313-7486 / imacdoug@purdue.edu |
| Assistant Director | William Soule |
| WS Cell/Email | 918-899-2053 / wsoule@purdue.edu |

2022 SCHEDULE

| | | | | | | | | | | | |
|------------------------------|------------------------------|-------------------------------|-------------------------------|-----------------------------|-----------------------------|------------------------------|------------------------------|----------------------------|----------------------------------|-------------------------------|-------------------------------|
| | | | | | | | | | | | |
| PENN STATE | INDIANA STATE | AT SYRACUSE | FLORIDA ATLANTIC | AT MINNESOTA | AT MARYLAND | NEBRASKA | AT WISCONSIN | IOWA | AT ILLINOIS | NORTHWESTERN | AT INDIANA |
| Sept. 1 L, 35-31 (7-2) | Sept. 10 W, 56-0 (1-8) | Sept. 17 L, 32-29 (6-3) | Sept. 24 W, 28-26 (4-5) | Oct. 1 W, 20-10 (6-3) | Oct. 8 W, 31-29 (6-3) | Oct. 15 W, 43-37 (3-6) | Oct. 22 L, 35-24 (5-4) | Nov. 5 L, 24-3 (5-4) | Nov. 12 Noon ESPN2 (7-2) | Nov. 19 TBA TBA (1-8) | Nov. 26 TBA TBA (3-6) |

GAME
10

PURDUE BOILERMAKERS AT #20 ILLINOIS FIGHTING ILLINI

SATURDAY, NOV. 12 | NOON | CHAMPAIGN, ILL. | MEMORIAL STADIUM

THE MATCHUP



| | |
|-----------------------------|--------------------------------|
| PURDUE | 5-4 (3-3 BIG TEN) |
| Rankings (AP/C) - --/-- | Last - L, vs. Iowa - 24-3 |
| Head Coach - Jeff Brohm | Alma Mater - Louisville, 1994 |
| Career Record - 63-43 (9th) | Record at Purdue - 33-33 (6th) |

| | |
|-------------------------------|-------------------------------------|
| ILLINOIS | 7-2 (5-2 BIG TEN) |
| Rankings (AP/C) - 21/20 | Last - L, at Michigan State - 23-15 |
| Head Coach - Bret Bielema | Alma Mater - Iowa, 1992 |
| Career Record - 109-67 (14th) | Record at Illinois - 12-9 (2nd) |

TALE OF THE TAPE (PER GAME)

| | PURDUE | | | ILLINOIS | | |
|----------------|--------|-----|-------|----------|-----|-------|
| | Stat | FBS | Conf. | Stat | FBS | Conf. |
| Points | 29.4 | 66 | 7 | 24.8 | 90 | 9 |
| Points Allowed | 25.3 | 61 | 9 | 10.4 | 1 | 1 |
| Rush Yards | 125.6 | 97 | 10 | 192.7 | 33 | 4 |
| Pass Yards | 298.0 | 16 | 1 | 220.6 | 86 | 9 |
| Total Offense | 423.6 | 44 | 5 | 413.2 | 53 | 6 |
| Total Defense | 355.3 | 39 | 8 | 232.2 | 1 | 1 |

STORY LINES

• The Cannon Trophy is not the only thing that is up for grabs when Purdue Football travels west to face Illinois. A victory would move the Boilermakers into a tie atop the Big Ten West with just two weeks remaining in the season. Kickoff from Memorial Stadium is set for 12 p.m. ET on ESPN2.

• The Boilermakers have won five of the past six Cannon Trophy games, as well as five in-a-row in Champaign dating back to 2010.

• The last time the two teams met, the Boilermakers protected their home field with a 13-9 victory behind a late, 94-yard drive by Aidan O'Connell coming off the bench.

• The Boilermakers have limited negative plays on offense, allowing only 3.78 tackles-for-loss on average to rank seventh in the nation.

• The Purdue defense ranks Top 25 nationally in third down defense (12th), fourth down defense (19th) and rushing defense (25th).

A WIN WOULD

- Move the Boilermakers into a tie atop the Big Ten West.
- Make Purdue bowl eligible for the fourth time in six seasons under head coach Jeff Brohm.
- Keep the Boilermakers in possession of the Cannon Trophy for the third straight year.
- Be Purdue's sixth consecutive win at Memorial Stadium.
- Improve the Boilermakers' record to 3-1 in BIG road games this season.

- Wide receiver Charlie Jones ranks top 10 nationally in receptions per game (2nd-9.2), receiving touchdowns (4th-9) and receiving yards (6th-944). Last year with Iowa, Jones returned a kickoff 100 yards for a touchdown against Illinois.
- Purdue leads the Big Ten in passing offense (298.0 yards per game), ranking 16th nationally. The Boilermakers improve that to a conference-best 300.5 yards per game in league action.
- Aidan O'Connell paces the Big Ten in passing yards per game, averaging 304.8 yards to also rank ninth nationally. The sixth-year senior completes 28.6 passes per game, fourth most in the country.
- O'Connell enters the contest as the only Big Ten quarterback to average more than 300 passing yards in conference play (300.5 yards per game).
- The Boilermakers have controlled time of possession in eight straight games, and their time of possession (33:07) ranks 13th in the nation.

NUMBERS TO KNOW

9

Charlie Jones is one of only three wide receivers in the country averaging nine receptions per game. His 9.2 mark ranks second nationwide.

67

Aidan O'Connell has completed 67 percent of his passes throughout his Purdue career, ranking first in school history for career completion percentage.

71


Although it's the 98th meeting between the two programs, Saturday's game is the 71st edition with the Cannon Trophy at stake. Purdue holds the advantage in Cannon Trophy matchups 38-30-2.

300

Purdue is the only team to average more than 300 passing yards in Big Ten play, above the Boilermakers' overall season average (298).



GAME 10 NOTES • Purdue at Illinois **QB1 - NO. 16 AIDAN O'CONNELL**



Full Name: Aidan James O'Connell
Year: Sixth Year
Height: 6-3
Weight: 210
Hometown: Long Grove, Ill.
High School: Stevenson
Bachelor's: General Management (May 2020)
Master's: Tech, Leadership, Innovation (May 2022)
Birthdate: Sept. 1, 1998
Parents: James & Kathy
Siblings: Sean, Patrick, Liam, Seamus, Grace

Wife: Jael (Johnson) - July 30, 2022
- Jael (JAY-elle) was a four-year letterwinner with Purdue Volleyball and a two-time Academic All-Big Ten honoree.

Played youth football with Charlie Jones growing up for the Buffalo Grove Bisons.

Avid golfer, around an eight-handicap.

IN ELITE COMPANY

• Dating back to last season, Aidan O'Connell is one of six quarterbacks to average more than 300 passing yards per game, while tossing at least 40 touchdowns (minimum 20 games).

• O'Connell has five career games with 400 yards passing and three touchdowns, the most by a Big Ten quarterback since 2000, trailed by Ohio State's Dwayne Haskins and C.J. Stroud with four.

| | School | Games | Comp % | YPG | TDs |
|-----------------|-------------|-------|--------|-------|-----|
| Will Rogers | Miss. State | 22 | 71.7 | 347.8 | 62 |
| C.J. Stroud | Ohio State | 21 | 70.4 | 328.0 | 73 |
| Bryce Young | Alabama | 23 | 65.6 | 309.0 | 66 |
| Aidan O'Connell | Purdue | 20 | 69.4 | 307.5 | 43 |
| Tanner Mordecai | SMU | 20 | 65.8 | 306.4 | 64 |
| Sam Hartman | Wake Forest | 22 | 60.2 | 302.3 | 63 |

AWARDS

• 2022 Maxwell Award | Walter Camp Award | Davey O'Brien Award | Wuerffel Trophy | Senior Bowl | CFPA National Performer of the Year Watch Lists

• BIG Preseason Honors List (Conference Media)

• Preseason Second Team All-Big Ten (Athlon Sports, Phil Steele)

• Preseason Third Team All-Big Ten (PFF)

• 2021 Second Team All-Big Ten (*First Purdue All-Big QB since 2004*)

• 4-time Academic All-Big Ten

2022

• Recorded five 300-yard passing games, giving him 13 for his career and tying for second in program history

• Finished one completion and attempt shy of the single-game completion percentage record against Indiana State - 17-of-19

• Fifth career 400-yard passing game with 424 yards at Syracuse

2021

• Named All-Big Ten Second Team by league's coaches & media, Associated Press, Pro Football Focus and Phil Steele, and Academic All-Big Ten

• Received National Football Foundation Drew Brees Mental Toughness Award

• Single-season Purdue rankings - set record for completion percentage and passing efficiency, eighth in attempts, tied for fourth in completions, fifth in passing yards, fourth in scores

• Joined Drew Brees as the only Boilermakers with multiple 500-yard passing games in the same season

2020 - Started first three games, missed final three with injury

2019 - Made first collegiate start at Northwestern

2017 & 2018 - Did not play.

CAREER LINE

| Year | Games | Starts | Comp.-Att.-Int. | Yds. | TDs | Long | Pct. | Avg./Pass | Avg./Game | Efficiency |
|-------|-------|--------|-----------------|------|-----|------|------|-----------|-----------|------------|
| 2019 | 6 | 3 | 103-164-4 | 1101 | 8 | 72 | 62.8 | 10.7 | 183.5 | 130.4 |
| 2020 | 3 | 3 | 88-136-2 | 916 | 7 | 45 | 64.7 | 10.4 | 305.3 | 135.3 |
| 2021 | 12 | 9 | 315-439-11 | 3712 | 28 | 75 | 71.8 | 11.8 | 309.3 | 158.8 |
| 2022 | 8 | 8 | 229-358-10 | 2438 | 15 | 56 | 64.0 | 10.6 | 304.8 | 129.4 |
| Total | 29 | 23 | 735-1097-27 | 8167 | 58 | 75 | 67.0 | 11.1 | 281.6 | 142.1 |

CAREER PASSING GAME-BY-GAME

| Game | C-A-I | Pct. | Yds. | TDs | Long |
|----------------------|--------------|------|------|-----|------|
| (s1) PENN STATE* | 30-59-0 | 50.0 | 365 | 1 | 30 |
| (s10) INDIANA STATE* | 17-19-0 | 89.5 | 211 | 4 | 36 |
| (s17) Syracuse* | 39-56-1 | 69.6 | 424 | 3 | 55 |
| (s24) FAU | Did Not Play | | | | |
| (o1) Minnesota* | 27-40-2 | 67.5 | 199 | 0 | 28 |
| (o8) Maryland* | 30-41-1 | 73.2 | 360 | 2 | 56 |
| (o15) NEBRASKA* | 35-54-1 | 64.8 | 391 | 4 | 32 |
| (o22) Wisconsin | 31-46-3 | 67.3 | 320 | 1 | 29 |
| (n5) IOWA | 20-43-2 | 46.5 | 168 | 0 | 41 |
| (n12) Illinois | | | | | |
| (n19) NORTHWESTERN | | | | | |
| (n26) Indiana | | | | | |

2021

| Game | C-A-I | Pct. | Yds. | TDs | Long |
|---------------------|---------|------|------|-----|------|
| (s11) UConn | 9-11-0 | 81.8 | 86 | 2 | 17 |
| (s18) Notre Dame | 11-18-2 | 61.1 | 104 | 0 | 27 |
| (s25) ILLINOIS | 12-19-2 | 63.2 | 182 | 1 | 43 |
| (o2) MINNESOTA* | 34-51-1 | 65.4 | 371 | 1 | 34 |
| (o16) Iowa* | 30-40-0 | 75.0 | 375 | 2 | 60 |
| (o23) WISCONSIN* | 24-32-3 | 75.0 | 200 | 1 | 24 |
| (o30) Nebraska* | 34-45-0 | 75.6 | 233 | 2 | 21 |
| (n6) MICHIGAN ST.* | 40-54-0 | 74.1 | 536 | 3 | 53 |
| (n13) Ohio State* | 40-52-0 | 76.9 | 390 | 4 | 29 |
| (n20) Northwestern* | 29-39-0 | 74.4 | 423 | 3 | 53 |
| (n27) INDIANA* | 26-31-0 | 83.9 | 278 | 4 | 28 |
| (d30) Tennessee* | 26-46-3 | 56.5 | 534 | 5 | 75 |

2020

| Game | C-A-I | Pct. | Yds. | TDs | Long |
|----------------------------|---------|------|------|-----|------|
| (o24) IOWA* | 31-50-2 | 62.0 | 282 | 3 | 22 |
| (o31) Illinois* | 29-35-0 | 82.9 | 371 | 2 | 45 |
| (n14) NORTHWESTERN*28-51-0 | 54.9 | 263 | 2 | 40 | |

2019

| Game | C-A-I | Pct. | Yds. | TDs | Long |
|--------------------|---------|------|------|-----|------|
| (o5) Penn State | 1-1-0 | 100 | 4 | - | 4 |
| (o26) ILLINOIS | 8-14-0 | 57.1 | 66 | 1 | 20 |
| (n2) NEBRASKA | 6-7-0 | 85.7 | 62 | 0 | 26 |
| (n9) Northwestern* | 34-50-2 | 68.0 | 271 | 2 | 21 |
| (n23) Wisconsin* | 26-43-1 | 60.5 | 289 | 2 | 38 |
| (n30) INDIANA* | 28-49-1 | 57.1 | 408 | 3 | 72 |

* starter

NATIONAL RANKINGS

| | National | Big Ten | Stat |
|------------------------|----------|---------|-------|
| Completion Percentage | 40 | 6 | .663 |
| Completions per Game | 4 | 1 | 29.9 |
| Passing Touchdowns | 37 | 4 | 15 |
| Passing Yards | 16 | 2 | 2,270 |
| Passing Yards Per Game | 5 | 1 | 324.3 |
| Total Offense | 12 | 1 | 318.3 |

GAME HIGHS

COMPLETIONS

| | |
|--------|--|
| 2022 | 39 - at Syracuse - 11/17/21 |
| Career | 40 - 2x, last at Ohio State - 11/13/21 |

ATTEMPTS

| | |
|--------|------------------------------|
| 2022 | 59 - vs. Penn State - 9/1/22 |
| Career | 59 - vs. Penn State - 9/1/22 |

PASSING YARDS

| | |
|--------|------------------------------------|
| 2022 | 424 - at Syracuse - 11/17/21 |
| Career | 536 - vs. Michigan State - 11/6/21 |

PASSING TOUCHDOWNS

| | |
|--------|-------------------------------------|
| 2022 | 4 - 2x last vs. Nebraska - 10/15/22 |
| Career | 5 - vs. Tennessee - 12/30/21 |

LONG PASS

| | |
|--------|-------------------------------|
| 2022 | 56 - at Maryland - 10/8/22 |
| Career | 75 - vs. Tennessee - 12/30/21 |

RUSHING YARDS

| | |
|--------|-----------------------------|
| 2022 | 7 - at Syracuse - 11/17/21 |
| Career | 8 - at Notre Dame - 9/18/21 |

LONG RUSH

| | |
|--------|-----------------------------------|
| 2022 | 9 - at Minnesota, 10/1/22 |
| Career | 9 - 3x last at Minnesota, 10/1/22 |

RECORD WATCH

CAREER 300-YARD PASSING GAMES

| | | | |
|----|-----------------|----|--------------|
| 1. | Drew Brees | 16 | 1997-00 |
| 2. | Aidan O'Connell | 13 | 2017-Present |
| | David Blough | 13 | 2015-18 |

CAREER 400-YARD PASSING GAMES

| | | | |
|----|-----------------|---|--------------|
| 1. | Drew Brees | 7 | 1997-00 |
| 2. | Aidan O'Connell | 5 | 2017-Present |

CAREER 500-YARD PASSING GAMES

| | | | |
|----|-----------------|---|--------------|
| 1. | Drew Brees | 2 | 1997-00 |
| 1. | Aidan O'Connell | 2 | 2017-Present |

CAREER PASSING COMPLETIONS

| | | | |
|----|-----------------|-------|--------------|
| 1. | Drew Brees | 1,026 | 1997-00 |
| 2. | Curtis Painter | 987 | 2005-08 |
| 3. | David Blough | 871 | 2015-18 |
| 4. | Kyle Orton | 786 | 2001-04 |
| 5. | Mark Herrmann | 772 | 1977-80 |
| 6. | Aidan O'Connell | 735 | 2017-Present |

CAREER COMPLETION PERCENTAGE

| | | | |
|----|-----------------|-------|--------------|
| 1. | Aidan O'Connell | 67.0% | 2017-Present |
| 2. | Jack Plummer | 64.8% | 2019-21 |
| 3. | Robert Marve | 63.8% | 2010-12 |
| 4. | Drew Brees | 61.1% | 1997-00 |

CAREER TOUCHDOWN PASSES

| | | | |
|----|-----------------|----|--------------|
| 1. | Drew Brees | 90 | 1997-00 |
| 2. | Mark Herrmann | 71 | 1977-80 |
| 3. | David Blough | 69 | 2015-18 |
| 4. | Curtis Painter | 67 | 2005-08 |
| 5. | Kyle Orton | 63 | 2001-04 |
| 6. | Aidan O'Connell | 58 | 2017-Present |

CAREER PASSING YARDS

| | | | |
|----|-----------------|--------|--------------|
| 1. | Drew Brees | 11,792 | 1997-00 |
| 2. | Curtis Painter | 11,163 | 2005-08 |
| 3. | Mark Herrmann | 9,946 | 1977-80 |
| 4. | david Blough | 9,734 | 2015-18 |
| 5. | Kyle Orton | 9,337 | 2001-04 |
| 6. | Aidan O'Connell | 8,167 | 2017-Present |

CAREER PASSING ATTEMPTS

| | | | |
|----|-----------------|-------|--------------|
| 1. | Drew Brees | 1,678 | 1997-00 |
| 2. | Curtis Painter | 1,648 | 2005-08 |
| 3. | David Blough | 1,429 | 2015-18 |
| 4. | Kyle Orton | 1,336 | 2001-04 |
| 5. | Mark Herrmann | 1,309 | 1977-80 |
| 6. | Aidan O'Connell | 1,097 | 2017-Present |





NO. 15 CHARLIE JONES



| | | | | | | | | | | |
|---------------------------------|------|--|-----|------|----|---------------------------------|------|----|------|------|
| Full Name: Charlie Jones | | Height & Weight : 6-0 & 188 | | | | High School: Deerfield | | | | |
| Year: Sixth Year | | Hometown: Deerfield, Ill. | | | | Previous: Iowa Buffalo | | | | |
| Game | Rec. | Yds. | TDs | Long | KR | Yds. | Long | PR | Yds. | Long |
| (s1) PENN STATE | 12 | 153 | 1 | 30 | 3 | 43 | 15 | 1 | 0 | 0 |
| (s10) INDIANA STATE | 9 | 133 | 3 | 36 | 0 | 0 | 0 | 2 | 6 | 3 |
| (s17) Syracuse | 11 | 188 | 1 | 55 | 0 | 0 | 0 | 1 | -1 | 0 |
| (s24) FAU | 9 | 59 | 2 | 14 | 0 | 0 | 0 | 3 | 49 | 40 |
| (o1) Minnesota | 6 | 55 | 0 | 28 | 0 | 0 | 0 | 1 | 11 | 11 |
| (o8) Maryland | 3 | 15 | 0 | 11 | 0 | 0 | 0 | 3 | 2 | 2 |
| (o15) NEBRASKA | 12 | 132 | 2 | 31 | 0 | 0 | 0 | 2 | 16 | 15 |
| (o22) Wisconsin | 10 | 105 | 0 | 27 | 0 | 0 | 0 | 2 | 16 | 10 |
| (n5) IOWA | 11 | 104 | 0 | 41 | 0 | 0 | 0 | 0 | 0 | 0 |
| (n12) Illinois | | | | | | | | | | |
| (n19) NORTHWESTERN | | | | | | | | | | |
| (n26) Indiana | | | | | | | | | | |

ALL-AMERICAN COMPANY

- Charlie Jones is on pace to have one of the biggest seasons by a Boilermaker receiver in program history.
- The Deerfield, Illinois, native's numbers are similar to the past three Purdue wide receivers that went on to become All-Americans.

| Through 9 Games | Charlie Jones | David Bell | Rondale Moore | Taylor Stubblefield |
|-------------------|---------------|------------|---------------|---------------------|
| Year | 2022 | 2021 | 2018 | 2004 |
| Receptions | 83 | 75 | 74 | 68 |
| Yards | 944 | 1106 | 902 | 771 |
| Rec Per Game | 9.2 | 8.33 | 8.67 | 7.56 |
| Yards Per Catch | 11.4 | 14.8 | 12.2 | 11.3 |
| Yards Per Game | 104.9 | 122.89 | 100.22 | 85.67 |
| TD Catches | 9 | 5 | 10 | 8 |
| All-America Honor | - | Consensus | Consensus | Consensus |

CHUCK'S SIZZLIN'

- Wide receiver Charlie Jones has made an immediate impact since transferring to Purdue from Iowa, ranking second nationally in receptions per game (9.2), fourth in receiving touchdowns (9) and sixth in receiving yards (944).
- Jones has recorded six 100-yard games this season, including four in BIG play, to become the sixth Boilermakers to accomplish the feat in a single year.
- In conference action, Jones has hauled in 9.0 receptions per game to average 94.0 yards per game; both marks lead BIG wide receivers.
- He is one touchdown away from becoming the 10th receiver in Purdue history to record 10 touchdowns in a single season.
- It's safe to say Jones enjoys the Purdue offense. After making 21 catches for 323 yards and three touchdowns during the entire 2021 season, it only took him three games to surpass last year's totals with the Hawkeyes.
- With three multi-touchdown games, Jones is just the sixth Purdue receiver since 2000 to have three-or-more multi-touchdown games in a season.
- Jones ranks among the nation's best in several statistical categories.

RECEIVER U

- With 47 receptions to begin his Purdue career, Charlie Jones became the only Big Ten receiver since 2000 to haul in 45 or more passes in the first five games of a season.
- After Jones, David Bell caught 43 passes to start the 2020 season; now a member of the Cleveland Browns, Bell was a 2021 consensus All-American and Biletnikoff Award finalist.
- Minnesota's Eric Decker hauled in 43 receptions in 2009 to break up the list of Boilermakers, while Rondale Moore rounds out the top five with 41 catches to begin the 2018 season.
- Jones joined Taylor Stubblefield as the only receivers from the Big Ten to record seven touchdown catches in the first four games of a season. Stubblefield, currently the wide outs coach at Penn State, was a consensus All-American in 2004.

THE RECONNECTION

- Playing youth football together, Aidan O'Connell and Charlie Jones were reunited at Purdue this offseason. Years passed since they were teammates, but you would not have known it in the season opener versus Penn State.
- O'Connell found Jones 12 times in his Purdue debut, and the duo connected for 153 yards through the air, both career highs.
- A week later, the pair connected nine times for 133 yards and three scores against Indiana State.
- Jones notched his third straight 100-yard receiving game with a career-high 188 yards and a score from 11 receptions at Syracuse.

ADDED TO BILETNIKOFF

- As one of the nation's leaders in multiple receiving categories, Purdue Football wide receiver Charlie Jones was added to the Biletnikoff Award Watch List.
- The Boilermakers have a history with the Biletnikoff Award. Taylor Stubblefield won the honor in 2004, while David Bell was a finalist just one season ago.
- Named Mid-Season All-America by the Associated Press, Pro Football Focus, The Athletic and Athlon.

2022

- Became the eighth Boilermaker in history to put together back-to-back-to-back 100-yard receiving games.
- Biletnikoff, Paul Hornung, Senior Bowl Watch Lists
- Preseason Second Team All-America (Walter Camp)
- Preseason Fourth Team All-America (Athlon Sports)
- Preseason First Team All-Big Ten (Phil Steele) - Kick Returner
- Preseason Second Team All-Big Ten (PFF)

2021 at Iowa

- Rodgers-Dwight Big Ten Return Specialist of the Year
- First Team All-Big Ten return specialist
- First Team All-Big Ten kick return specialist by Phil Steele
- Second Team All-Big Ten by Associated Press
- Fourth Team All-Big Ten punt return specialists by Phil Steele
- Tied Iowa school record with 100-yard kickoff return vs. Illinois

NATIONAL RANKINGS

| | National | Big Ten | Stat |
|--------------------------|----------|---------|-------|
| All Purpose Yards | 24 | 5 | 124.6 |
| Punt Returns | 42 | 5 | 6.6 |
| Receiving Touchdowns | 4 | 2 | 9 |
| Receiving Yards | 6 | 1 | 944 |
| Receiving Yards Per Game | 7 | 1 | 104.9 |
| Receptions Per Game | 2 | 1 | 9.2 |
| Total Touchdowns | 36 | 6 | 9 |

GAME HIGHS

RECEPTIONS

| | |
|--------|-------------------------------------|
| 2022 | 12 - 2x last vs. Nebraska, 10/15/22 |
| Career | 12 - 2x last vs. Nebraska, 10/15/22 |

RECEIVING YARDS

| | |
|--------|-----------------------------|
| 2022 | 188 - at Syracuse - 9/17/22 |
| Career | 188 - at Syracuse - 9/17/22 |

RECEIVING TOUCHDOWNS

| | |
|--------|---------------------------------|
| 2022 | 3 - vs. Indiana State - 9/10/22 |
| Career | 3 - vs. Indiana State - 9/10/22 |

LONG RECEPTION

| | |
|--------|--------------------------------|
| 2022 | 55 - at Syracuse - 9/17/22 |
| Career | 72 - vs. Minnesota - 11/14/21* |

LONG TOUCHDOWN RECEPTION

| | |
|--------|--------------------------------|
| 2022 | 55 - at Syracuse - 9/17/22 |
| Career | 72 - vs. Minnesota - 11/14/21* |

LONGEST KICK RETURN

| | |
|--------|--------------------------------|
| 2022 | 15 - vs. Penn State - 9/1/22 |
| Career | 100 - vs. Illinois - 11/20/21* |

LONGEST PUNT RETURN

| | |
|--------|------------------------------------|
| 2022 | 40 - vs. FAU - 9/24/22 |
| Career | 38 - vs. Colorado State - 9/25/21* |

RECORD WATCH

SEASON RECEPTIONS

| | | | |
|-----|---------------------|-----|------|
| 1. | Chris Daniels | 121 | 1999 |
| 4. | David Bell | 93 | 2021 |
| 5. | Keith Smith | 91 | 2009 |
| 6. | Taylor Stubblefield | 89 | 2004 |
| 7. | Dorien Bryant | 87 | 2006 |
| | Dorien Bryant | 87 | 2007 |
| 9. | Taylor Stubblefield | 86 | 2003 |
| | David Bell | 86 | 2019 |
| 11. | Charlie Jones | 83 | 2022 |
| | Isaac Jones | 83 | 1998 |

SEASON RECEIVING YARDS

| | | | |
|-----|------------------|-------|------|
| 1. | John Standeford | 1,307 | 2002 |
| 10. | Dorien Bryant | 1,078 | 2006 |
| 11. | Steve Griffin | 1,060 | 1984 |
| 12. | Brian Alford | 1,057 | 1996 |
| 13. | David Bell | 1,035 | 2019 |
| 14. | Vinny Sutherland | 1,014 | 2000 |
| 15. | Bart Burrell | 1,001 | 1980 |
| | Charlie Jones | 944 | 2022 |

SEASON RECEIVING TOUCHDOWNS

| | | | |
|-----|---------------------|----|------|
| 1. | Taylor Stubblefield | 16 | 2004 |
| 6. | Ashley Bell | 11 | 1969 |
| | Steve Bryant | 11 | 1981 |
| 8. | 3 Tied | 10 | |
| 11. | Charlie Jones | 9 | 2022 |
| | Dave Young | 9 | 1980 |

SEASON ALL-PURPOSE YARDS

| | | | |
|-----|---------------|-------|------|
| 1. | Rondale Moore | 2,215 | 2018 |
| 2. | Dorien Bryant | 2,121 | 2007 |
| 3. | Leroy Keyes | 1,870 | 1967 |
| 15. | Kory Sheets | 1,431 | 2006 |
| | Charlie Jones | 1,121 | 2022 |

CONSECUTIVE 100-YARD RECEIVING GAMES

| | | | |
|----|----------------------------|---|---------|
| 1. | David Bell | 5 | 2019-20 |
| 2. | Rodney Carter | 4 | 1985 |
| 3. | Charlie Jones and 6 others | 3 | 2022 |

SEASON 100-YARD RECEIVING GAMES

| | | | |
|----|--------------------------|---|------|
| 1. | Four Tied | 7 | |
| 5. | Charlie Jones & 2 others | 6 | 2022 |

CAREER 100-YARD RECEIVING GAMES AT PURDUE

| | | | |
|-----|----------------------------|----|---------|
| 1. | David Bell | 17 | 2019-21 |
| 2. | John Standeford | 14 | 2000-03 |
| 3. | Brian Alford | 12 | 1994-97 |
| 11. | Charlie Jones and 2 Others | 5 | 2022 |

CAREER LINE

| Rec. Avg. Avg. | | | | | | | | | KO | | | | Avg. Avg. | | Punt | | | | Avg. Avg. | |
|----------------|-------|------|------|-----|------|------|-------|-------|-----|-------|----|------|-----------|------|------|------|----|------|-----------|------|
| Year | Games | Rec. | Yds. | TDs | Long | Game | Catch | Game | Ret | Yds. | TD | Long | Ret. | Game | Ret | Yds. | TD | Long | Ret. | Game |
| 2018 | 14 | 18 | 395 | 3 | 0 | 1.3 | 21.9 | 28.2 | 17 | 289 | 0 | 43 | 17.0 | 20.7 | - | - | - | - | - | - |
| 2020 | 8 | 0 | 0 | 0 | 0 | 0.0 | 0 | 0.0 | - | - | - | - | - | - | 21 | 221 | 1 | 54 | 10.5 | 27.6 |
| 2021 | 14 | 21 | 323 | 3 | 72 | 1.5 | 15.4 | 23.1 | 25 | 635 | 1 | 100 | 25.4 | 45.4 | 37 | 285 | 0 | 41 | 7.5 | 20.4 |
| 2022 | 9 | 83 | 944 | 9 | 55 | 9.2 | 11.4 | 104.9 | 5 | 78 | 0 | 19 | 15.6 | 11.1 | 15 | 99 | 0 | 40 | 6.6 | 12.4 |
| Total | 45 | 122 | 1662 | 15 | 72 | 2.7 | 13.6 | 36.9 | 47 | 1,002 | 1 | 100 | 21.3 | 22.2 | 73 | 605 | 1 | 54 | 8.3 | 13.4 |



JEFF BROHM QUICK PASS

HEAD COACH JEFF BROHM

6th Season at Purdue
 9th Season as a Head Coach
 College - Louisville, 1994
 Wife - Jennifer
 Children - Brady, Brooke
 Birthdate - April 24, 1971 (51)



BROHM QUICK FACTS

- Three fundamental concepts fuel Purdue under head coach Jeff Brohm - playing harder, tougher and smarter than the opposition.
- Brohm has led a trio of Boilermakers to All-America honors in Rondale Moore (2018 First Team), David Bell (2021) and George Karlaftis (2021).
- Of the 10 Purdue coaches who have spent at least five seasons in West Lafayette, Brohm has the best winning percentage (.692) and the most total wins (9) by a coach during his fifth year.
- Purdue has averaged over 300 yards passing per game each of the last four years under Brohm, a first in program history.
- During the Brohm era, eight Boilermakers have gone on to be selected in the NFL Draft, including three in the 2022 NFL Draft (George Karlaftis - 1st Round, Kansas City Chiefs; David Bell - 3rd Round, Cleveland Browns; Zander Horvath - 7th Round, Los Angeles Chargers).
- A standout at Louisville, Brohm still ranks among the Cardinals' career leaders in touchdown passes (tied for seventh, 38), total offense (eighth, 5,410), completion percentage (ninth, .562), passing yards (ninth, 5,451), passing efficiency (ninth, 129.97), passing attempts (10th, 715) and completions (10th, 402).
- After getting drafted in the fourth round of the 1990 MLB Draft, Brohm played two summers of Minor League Baseball.

SERIES HISTORY

INSIDE THE MATCHUP

| | |
|--|-----------|
| Record: | 46-45-6 |
| In West Lafayette: | 22-23-4 |
| In Champaign: | 24-22-2 |
| Neutral: | 0-0 |
| Most points scored by Purdue: | 62 (1890) |
| Most points scored by Illinois: | 48 (2015) |
| Largest margin of victory by Purdue: | 28 (1951) |
| Largest margin of victory by Illinois: | 38 (2016) |

LAST 10 MEETINGS

| Date | Pur/Opp Rank | Result | Purdue | Opp | Location |
|------------|--------------|--------|--------|-----|----------|
| 11/17/2012 | - | W | 20 | 17 | A |
| 11/23/2013 | - | L | 16 | 20 | H |
| 10/4/2014 | - | W | 38 | 27 | A |
| 11/7/2015 | - | L | 14 | 48 | H |
| 10/8/2016 | - | W-OT | 34 | 31 | A |
| 11/4/2017 | - | W | 29 | 10 | H |
| 10/13/2018 | - | W | 46 | 7 | A |
| 10/26/2019 | - | L | 6 | 24 | H |
| 10/31/2020 | - | W | 31 | 24 | A |
| 9/25/2021 | - | W | 13 | 9 | H |

TOP 100-YARD RUSHING GAMES VS. ILLINOIS

225 Leroy Keyes (21) at Illinois, 11/4/1967
 207 Tony Butkovich (12) vs. Illinois, 10/2/1943
 177 Kendall Matthews (16) at Illinois, 10/25/1997

TOP 300-YARD PASSING GAMES VS. ILLINOIS

464 Jim Everett (27-47) vs. Illinois, 10/12/1985
 388 Scott Campbell (30-43) vs. Illinois, 10/22/1983
 377 David Blough (25-36) at Illinois, 10/13/2018

TOP 100-YARD RECEIVING GAMES VS. ILLINOIS

186 Bart Burrell at Illinois, 10/18/1980 (10)
 161 John Standeford at Illinois, 10/12/2002 (11)
 158 Rodney Carter vs. Illinois, 10/12/1985 (11)

BOILER NOTES

BROHM AND THE BOILERMAKERS: YEAR 6

- Jeff Brohm is in his sixth year at the helm in West Lafayette.
- Brohm boasts a career record of 63-43, a .594 winning percentage, with more than half of those wins coming at Purdue.
- A program with a combined nine wins in the four seasons prior to Brohm's arrival, Purdue matched that output in one season - a memorable 2021 campaign.
- The Boilermakers have made three bowl appearances in five years under Brohm, joining Joe Tiller and Jim Young as the only Purdue coaches to accomplish that feat.
- Over Brohm's six seasons at the helm, the Purdue offense has averaged 309 yards per game and 276 points per game.
- Purdue has had three All-Americans since Brohm's arrival; the Boilermakers only had three All-Americans from 2004-17.
- Boilermakers have won five individual Big Ten honors under Brohm's guidance: Big Ten Freshman of the Year (Rondale Moore - 2018, David Bell - 2019), Big Ten Wide Receiver of the Year (Moore - 2018, Bell - 2021), Big Ten Tight End of the Year (Brycen Hopkins - 2019).

CANNON TROPHY HISTORY

- The Cannon was conceived by Purdue students more than 100 years ago but was first presented as a trophy by an Illinois alumnus 76 years ago.
- It all started in 1905 when a group of Purdue students took the weapon to Champaign in anticipation of firing it to celebrate a victory. Although Purdue did win the game 29-0, Illinois supporters, including Quincy A. Hall, had discovered the Cannon in its hiding place - in a culvert near the old Illinois field - and confiscated it before the Purdue students could start their "booming" celebration. Later, Hall moved the Cannon to his farmhouse near Milford, Illinois, where it survived a fire and gathered dust until Hall suggested it be used as a trophy between the two schools when the rivalry was resumed in 1943 after a 12-year lapse.
- The Tomahawk Service and Leadership Honorary at Purdue and Illini Pride now share the maintenance duty.

BATTLE FOR THE CANNON TROPHY

- Purdue leads the Cannon series 38-30-2, including winning five of the past six battles. The Boilermakers have collected 13 wins in the last 17 matchups dating back to 2003.
- The two schools first played in 1890, with Purdue holding a slight 46-45-6 edge in the all-time series.
- The Boilermakers broke the all-time series tie with a 13-9 win in West Lafayette a season ago.
- Purdue has won the five consecutive Cannon Trophy games in Memorial Stadium.

LAST TIME WE MET

- Last year, Aidan O'Connell came off the bench to engineer a clutch fourth-quarter drive, throwing for 89 yards on a 94-yard march up the field that culminated in the game's lone touchdown and propelling Purdue to a 13-9 victory over Illinois at Ross-Ade Stadium.
- T.J. Sheffield caught the go-ahead 14-yard touchdown pass from O'Connell with 5:44 remaining in the game.
- Purdue racked up a season-high nine tackles for loss, including 2.5 from Branson Deen.

O'CONNELL VS. ILLINOIS

- Purdue quarterback Aidan O'Connell has had some memorable moments against the Illini over his career.
- He tossed his first career touchdown pass in the 2019 game, an 11-yard connection to Payne Durham.
- Leading Purdue to a 31-24 victory in 2020, O'Connell threw for 371 yards and two touchdowns to record the first 300-yard game of his career.
- Last season, O'Connell came off the bench to rally the Boilermakers to a 13-9 win. The quarterback orchestrated a 94-yard drive, including 89 yards through the air, for the only touchdown of the game.

A BIG OPPORTUNITY

- Saturday's game is perhaps Purdue's biggest of the season. With a win, the Boilermakers would secure a spot atop the Big Ten West.
- Purdue would be tied with Illinois at 4-3 alongside the winner of the Iowa-Wisconsin game, while Minnesota could join the fray with a victory over Northwestern.
- The Boilermakers have finished second in the Big Ten West twice under head coach Jeff Brohm (2018, 2021), seeking their first divisional title since the conference went to the championship game format in 2011.

BIG LEADERS

- Purdue leads the Big Ten in passing offense (298.0 yards per game).
- In league games, the Boilermakers top the conference in passing offense (300.5 yards per game) as the only team to average more than 300 yards through the air.
- Aidan O'Connell paces the conference in completions per game (28.6), passing yards per game (304.8) and total offense (296.2 yards per game).
- Wide receiver Charlie Jones leads the BIG in receptions per game (9.2), receiving yards per game (104.9) and receiving yards (944).
- In BIG games, O'Connell tops the conference in passing offense (300.5 yards per game) and total offense (288.0 yards per game).
- Jones' 9.0 receptions and 94.0 yards per conference game lead the Big Ten.

BIG WINS AWAY FROM HOME

- Playing on the road in Big Ten play hasn't fazed Purdue lately. The Boilermakers have won five of their past seven conference games away from home, including the two this season against Minnesota (Oct. 1) and Maryland (Oct. 8).
- Two of those victories were over ranked teams. Purdue beat No. 2 Iowa 24-7 last season (Oct. 16, 2021), while knocking off No. 21 Minnesota this October.
- Last season, Purdue went 3-1 in BIG games away from home, which included a neutral site win over Northwestern at Wrigley Field. The Boilermakers ended the 2021 campaign with five victories away from Ross-Ade Stadium, their most since 1943.

BOWLING ON THE HORIZON

- Purdue is one win away from becoming bowl eligible for the fourth time in six seasons under head coach Jeff Brohm.
- Taking the Boilermakers to another bowl game, Brohm would join Joe Tiller as the only coaches in Purdue history to make four bowl appearances in their first six years guiding the program.
- The last time Purdue went to four bowls over a six-year span, Tiller led the Boilermakers to four appearances in five years (2003-2007). In 12 seasons under Tiller, Purdue reached 10 bowls, including a Rose Bowl trip during the 2000 campaign.

ALL ABOARD THE MOCK TRAIN

- Don't underestimate redshirt-freshman Devin Mockobee. The walk-on running back leads the Purdue rushing attack with 626 yards and six touchdowns, averaging 5.4 yards per carry.
- In regards to freshman running backs throughout Purdue history, Mockobee ranks fourth in yards, fifth in touchdowns, sixth in attempts and seventh in yards per carry.
- Mockobee's 78.3 yards per game on the ground rank fourth nationally among freshman running backs, while leading the BIG.
- He has produced three 100-yard games this season, the most by a Purdue freshman running back since Brandon Jones in 2002.

RUSHING TOUCHDOWNS

- While Purdue is primarily known for its passing game, the Boilermakers have rushed for 14 touchdowns compared to 18 through the air.
- The 14 rushing TDs surpass the total from the previous two seasons combined (7 in 2021, 4 in 2020) and is already the most in a season since Purdue rushed for 20 touchdowns in 2018.





BOILER NOTES

BOILERMAKER CONNECTIONS

- Purdue kicker Ben Freehill and Illinois defensive lineman Bryce Barnes are both from Gibson City, ILL. and attended Gibson City-Melvin-Sibley High School.
- Purdue quarterback Aidan O'Connell and Illinois tight end Michael Marchese both attended Stevenson High School in Long Grove, Ill.
- Purdue long snapper Nick Zecchino and Illinois quarterback Tommy DeVito are both from Cedar Grove N.J.
- Purdue defensive end Jack Sullivan and Illinois linebacker Malachai Hood are both from Plainfield, Ill.
- Purdue wide receiver Collin Sullivan and Illinois wide receiver Casey Washington are both from Round Rock, Texas
- Purdue head coach Jeff Brohm was previously the quarterbacks coach at Illinois in the 2010-2011 season.
- Purdue wide receivers coach Garrick McGee spent the 2016-17 seasons as offensive coordinator and quarterbacks coach at Illinois.

STING LIKE A 100-YARD MOCKOBBEE

- All three of Devin Mockobee's 100-yard games this season have come in Big Ten games, and his 5.4 yards per carry rank fifth in the conference.
- He produced his second straight 100-yard game, rumbling for 108 yards and a touchdown at Wisconsin.
- The Boonville, Indiana, native had his best game as a Boilermaker in the win over Nebraska, recording 206 all-purpose yards (178 rushing, 28 receiving). His 178 yards on the ground set a new single-game record for rushing yards by a Purdue freshman, and Mockobee was rewarded Big Ten Freshman of the Week for his performance.
- Mockobee produced his first 100-yard game at No. 21 Minnesota, recording 112 yards rushing on only 11 carries to average 10.2 yards per rush. Late in the fourth quarter with Purdue ahead by three points, Mockobee broke free for a 68-yard run and motored into the end zone from two yards out on the following play to put the game on ice.
- Mockobee became the first Purdue freshman to rush for 100 yards since Brian Lankford-Johnson in 2016 (127 yards at Illinois - Oct. 8, 2016).
- The 68-yard rush at Minnesota was the longest run by a Boilermaker since Rondale Moore scampered 76 yards against Northwestern (Aug. 30, 2018).

BRING ON THE PAYNE

- Tight end Payne Durham has been an important piece of the Purdue offense, hauling in 41 catches for 411 yards and four touchdowns to rank second among Boilermakers in all three categories.
- Durham's 41 catches rank fifth in the nation among tight ends, including second in the Big Ten.
- In the win over Nebraska, Durham eclipsed 1,000 receiving yards for his career to become just the eighth Purdue tight end to accomplish the feat.
- Durham came through in the clutch against Maryland (Oct. 8), catching the go-ahead touchdown pass before rumbling 56 yards to set up another late Purdue touchdown. He made seven catches for 109 yards, both team highs, to record the third 100-yard game of his career.
- Durham sits into a tie for 10th in program history with 17 receiving touchdowns, second among tight ends, trailing Dave Young (27, 1977-80). He is tied with Jim Beirne (1965-67) and Calvin Williams (1986-89) on Purdue's all-time receiving TDs list.
- Durham's progression in college from backup to all-conference caliber is made more impressive when you consider he played one year of high school football after playing lacrosse all his life.

STRENGTH ON THE LINE

- Purdue veteran offensive line has been a major factor for success on that side of the ball.
- The Boilermakers allow only 3.78 tackles-for-loss per game, ranking second in the Big Ten and seventh in the nation.
- The trio of Gus Hartwig, Spencer Holstege, and Eric Miller have started the past 24 games alongside one another. Holstege leads the way with 27 straight starts, followed by Hartwig (25) and Miller (24).
- In the win over Nebraska, the line paved the way for 217 rushing yards, the most by a Purdue offense in four years.

AIDAN ADDING TO HIS LEGACY

- Beginning his career as a walk-on and eighth on the quarterback depth chart, Aidan O'Connell worked his way up to the starting role and didn't stop there. The sixth-year QB has etched his name in the school record books, and he continued to rise up the career charts this season.
- O'Connell already ranks in the program's Top 10 in several career categories: completion percentage (1st - 67.0%), 500-yard games (1st - 2), 400-yard games (2nd - 5), 300-yard games (2nd - 13), touchdown passes (6th - 58), passing completions (6th - 735) and passing yards (6th - 8,167).
- Aidan O'Connell paces the Big Ten in passing yards and total offense. Completing nearly 30 passes per game, he sits fourth in the country. His 304.8 passing yards per game rank ninth nationally.
- O'Connell has kept up his game against conference opponents, throwing for an average of 300.5 yards in Big Ten games to lead the league.
- In his 13 300-yard games over his career, O'Connell has eclipsed 350 yards in 12 of them. Prior to Saturday, he threw for 300 yards in three straight games, accomplishing the feat for the second time in his career. Drew Brees and Jim Everett are the only other QBs in Purdue history to produce three straight 300-yard games twice over a career.
- O'Connell torched the Syracuse defense with a season-high 242 passing yards and three touchdowns. He has five career 400-yard passing games; only Brees has more (7).

| | 400-Yard Games | Years at Purdue |
|-----------------|----------------|-----------------|
| Drew Brees | 7 | 1997-00 |
| Aidan O'Connell | 5 | 2017-Present |
| Curtis Painter | 4 | 2005-08 |
| David Blough | 3 | 2015-18 |
| Kyle Orton | 3 | 2001-04 |
| Elijah Sindelar | 2 | 2016-17, 2019 |
| Jim Everett | 2 | 1983-85 |
| 5 Tied | 1 | |

PICKS CENTRAL

- The Purdue defense has recorded 10 interceptions through the first nine games, ranking third in the Big Ten and 20th nationally.
- The Boilermakers have tallied seven interceptions in conference contests, the second-most in league play.
- Two of the interceptions have been returned for touchdowns, one by Chris Jefferson against Penn State and the other by Cam Allen versus Indiana State.
- Allen leads the way with three interceptions, while Jefferson is close behind with two.
- With 15 interceptions for his career (13 at Findlay, 2 at Purdue), Jefferson ranks second on the NCAA active career list across all divisions.
- Allen has 10 as a Boilermaker, ranking 10th in program history.
- As a unit, the Purdue secondary has 44 career interceptions.

FOUR IN-A-ROW

- Purdue put together a four-game winning streak prior to the loss at Wisconsin for the first time the 2018 season.
- The Boilermakers won four straight games in 2018, which included the memorable 49-20 victory over No. 2 Ohio State.
- The 2018 and 2022 seasons are the only ones over the past 15 years that have featured four-game winning streaks. The 2006 and 2007 Boilermakers won their first four games of each season under Joe Tiller.

PURDUE RANKINGS - TEAM

| | FBS | BIG | Stat |
|---------------------------------|-----|-----|-------|
| 3rd Down Conversion Pct | 61 | 7 | .401 |
| 3rd Down Conversion Pct Defense | 12 | 5 | .299 |
| 4th Down Conversion Pct | 31 | 6 | .600 |
| 4th Down Conversion Pct Defense | 19 | 4 | .375 |
| Blocked Kicks | 50 | 7 | 1 |
| Blocked Kicks Allowed | 91 | 11 | 2 |
| Blocked Punts | | | |
| Blocked Punts Allowed | 81 | 8 | 1 |
| Completion Percentage | 39 | 5 | .648 |
| Defensive TDs | 16 | 2 | 2 |
| Fewest Penalties | 40 | 7 | 50 |
| Fewest Penalties Per Game | 41 | 7 | 5.56 |
| Fewest Penalty Yards | 64 | 9 | 503 |
| Fewest Penalty Yards Per Game | 66 | 9 | 55.9 |
| First Downs Defense | 20 | 6 | 153 |
| First Downs Offense | 25 | 2 | 218 |
| Fumbles Lost | 63 | 10 | 6 |
| Fumbles Recovered | 107 | 11 | 3 |
| Kickoff Return Defense | 62 | 8 | 19.6 |
| Kickoff Returns | 93 | 8 | 18.6 |
| Net Punting | 102 | 12 | 36.8 |
| Passes Had Intercepted | 115 | 11 | 11 |
| Passes Intercepted | 20 | 3 | 10 |
| Passing Offense | 16 | 1 | 2970 |
| Passing Yards Allowed | 78 | 10 | 2371 |
| Passing Yards per Completion | 116 | 11 | 10.4 |
| Punt Return Defense | 55 | 10 | 6.85 |
| Punt Returns | 71 | 7 | 712 |
| Red Zone Defense | 38 | 6 | .800 |
| Red Zone Offense | 13 | 4 | .921 |
| Rushing Defense | 25 | 7 | 118.2 |
| Rushing Offense | 97 | 10 | 125.6 |
| Sacks Allowed | 46 | 7 | 1.8 |
| Scoring Defense | 61 | 9 | 25.3 |
| Scoring Offense | 66 | 7 | 29.4 |
| Tackles for Loss Allowed | 7 | 2 | 3.8 |
| Team Passing Efficiency | 86 | 10 | 130.4 |
| Team Passing Efficiency Defense | 97 | 12 | 139.6 |
| Team Sacks | 52 | 6 | 2.3 |
| Team Tackles for Loss | 98 | 11 | 5.0 |
| Time of Possession | 13 | 4 | 33:07 |
| Total Defense | 39 | 8 | 355.3 |
| Total Offense | 44 | 5 | 423.6 |
| Turnover Margin | 98 | 10 | -.44 |
| Turnovers Gained | 61 | 7 | 13 |
| Turnovers Lost | 108 | 11 | 17 |
| Winning Percentage | 54 | 7 | .556 |

PURDUE RANKINGS - PLAYER (TOP-50)

| | FBS | BIG | Stat |
|--------------------------|-----|-----|-------|
| Charlie Jones | | | |
| All Purpose Yards | 24 | 5 | 124.6 |
| Punt Returns | 42 | 5 | 6.6 |
| Receiving Touchdowns | 4 | 2 | 9 |
| Receiving Yards | 6 | 1 | 944 |
| Receiving Yards Per Game | 7 | 1 | 104.9 |
| Receptions Per Game | 2 | 1 | 9.2 |
| Total Touchdowns | 36 | 6 | 9 |

Aidan O'Connell

| | | | |
|------------------------|----|---|-------|
| Completion Percentage | 52 | 7 | .640 |
| Completions per Game | 4 | 1 | 28.6 |
| Passing Touchdowns | 47 | 4 | 15 |
| Passing Yards | 2 | 2 | 2,438 |
| Passing Yards Per Game | 9 | 1 | 304.8 |
| Total Offense | 26 | 1 | 296.2 |

Cam Allen

| | | | |
|---------------|----|---|---|
| Interceptions | 18 | 4 | 3 |
|---------------|----|---|---|

Devin Mockobee

| | | | |
|------------------------|----|---|------|
| Rush Yards Per Carry | 52 | 9 | 5.4 |
| Rushing Yards Per Game | 50 | 8 | 78.2 |



BIG TEN STANDINGS / SCHEDULE

BIG TEN WEST

| | Conf. | Ovr. | Strk |
|--------------|-------|------|------|
| Illinois | 4-2 | 7-2 | L1 |
| Purdue | 3-3 | 5-4 | L2 |
| Minnesota | 3-3 | 6-3 | W2 |
| Iowa | 3-3 | 5-4 | W2 |
| Wisconsin | 3-3 | 5-4 | W2 |
| Nebraska | 2-4 | 3-6 | L3 |
| Northwestern | 1-5 | 1-8 | L8 |

BIG TEN EAST

| | Conf. | Ovr. | Strk |
|----------------|-------|------|------|
| Michigan | 6-0 | 9-0 | W9 |
| Ohio State | 6-0 | 9-0 | W9 |
| Penn State | 4-2 | 7-2 | W1 |
| Maryland | 3-3 | 6-3 | L1 |
| Michigan State | 2-4 | 4-5 | W1 |
| Rutgers | 1-5 | 4-5 | L2 |
| Indiana | 1-5 | 3-6 | L6 |

BIG TEN WEEKLY SCHEDULE

SATURDAY, Nov. 12

| | | | |
|---------------------------|---------|-------|--|
| Indiana at Ohio State | | | |
| Purdue at Illinois | Noon | ESPN2 | |
| Rutgers at Michigan State | Noon | BTN | |
| Nebraska at Michigan | 3:30 PM | | |
| Northwestern at Minnesota | 3:30 PM | BTN | |
| Wisconsin at Iowa | 3:30 PM | FS1 | |
| Maryland at Penn State | 3:30 PM | FOX | |

SATURDAY, Nov. 19

Indiana at Michigan State
Ohio State at Maryland
Illinois at Michigan
Northwestern at Purdue
Penn State at Rutgers
Wisconsin at Nebraska
Iowa at Minnesota

#PROBOILERS

There are currently 17 Boilermaker alumni on NFL rosters or practice squads this week. The 2022 NFL Draft saw a trio of Boilermakers come off the board - George Karlaftis (Rd 1, 30th, Kansas City), David Bell (Rd 3, 99th, Cleveland) and Zander Horvath (Rd 7, 260th, Los Angeles Chargers)

LIST OF PROBOILERS

| Name | Pos | Status | Team |
|-------------------|-----|----------|---------------|
| Rondale Moore | WR | Active | Arizona |
| Austin Larkin | DE | Practice | Carolina |
| Markus Bailey | LB | Active | Cincinnati |
| David Bell | WR | Active | Cleveland |
| Anthony Brown | CB | Active | Dallas |
| Tyler Coyle | S | Practice | Dallas |
| Derrick Barnes | LB | Active | Detroit |
| Dennis Kelly | OT | Active | Indianapolis |
| George Karlaftis | DE | Active | Kansas City |
| Zander Horvath | FB | Active | LA Chargers |
| Brycen Hopkins | TE | Active | LA Rams |
| Raheem Mostert | RB | Active | Miami |
| David Blough | QB | Practice | Minnesota |
| Ja'Whaun Bentley | LB | Active | New England |
| DaMarcus Mitchell | LB | Active | New England |
| Grant Hermanns | OT | Practice | New York Jets |
| Jordan Roos | OG | Practice | Tennessee |

BOILER NOTES

POPPING CORN

• In the 43-37 win over Nebraska, the Boilermakers popped the Cornhuskers for 608 yards of total offense for the eighth-most yardage in school history.
• The Boilermakers racked up 391 yards through the air and 217 on the ground, just the second time in the past 25 years that they surpassed 350 passing yards and 200 rushing yards (Oct. 13, 2018 at Illinois). Both instances have occurred under Jeff Brohm.
• Purdue rushed for 217 yards, the most on the ground in a BIG game since the 2018 game at Illinois.

• The offense ran 101 plays while tying a school record with 38 first downs.

• Individually, Devin Mockobee set a Purdue freshman rushing record with 178 yards. Aidan O'Connell added 391 yards and four touchdowns through the air, his favorite target being Charlie Jones. The wideout made 12 catches for 132 yards and two touchdowns for his fourth 100-yard game of the season.

AOC'S AWARDS LIST

• Aidan O'Connell was named a semifinalist for the Wuerfell Trophy (positive impact on the community) and a nominee for the Bursworth Trophy (player who started his career as a walk-on) to add to his preseason haul.

• Leading into the season, it seemed that Aidan O'Connell landed on a different watch list or preseason team every week.

| |
|---|
| Maxwell Award Watch List |
| Walter Camp Award Watch List |
| Davey O'Brien Award Watch List |
| Senior Bowl Watch List |
| Johnny Unitas Golden Arm Award Watch List |
| CFPA National Performer of the Year Watch List |
| Big Ten Preseason Honors List (Media) |
| Preseason Second Team All-Big Ten (Athlon, Phil Steele) |
| Preseason Third Team All-Big Ten (PFF) |

BROHM KNOWS OFFENSE

• Jeff Brohm has produced more 600-yard games than any coach in Purdue history, owning four of the 10 highest offensive outputs of all-time.

• With 608 yards in the win over Nebraska, Purdue recorded the eighth-most yards of offense in a single game and pushed Brohm past legendary head coach Joe Tiller.

• The top two offenses in a game belong under Tiller's watch but four of the next six have been by Brohm's Boilermakers.

600 Yards of Total Offense

| Yards | Rush-Pass | Opponent | Date | Coach |
|-------|-----------|-----------------|------------|--------|
| 763 | 173-590 | vs. Indiana | 11/20/2004 | Tiller |
| 692 | 88-604 | vs. Minnesota | 10/3/1998 | Tiller |
| 627 | 93-534 | vs. Tennessee | 12/30/2021 | Brohm |
| 627 | 393-234 | vs. SE Missouri | 9/17/2011 | Hope |
| 616 | 245-371 | at Illinois | 10/18/1980 | Young |
| 614 | 42-572 | vs. Missouri | 9/15/2018 | Brohm |
| 611 | 227-384 | at Illinois | 10/13/2018 | Brohm |
| 608 | 391-217 | vs. Nebraska | 10/15/2022 | Brohm |
| 607 | 131-476 | vs. Iowa | 11/8/1980 | Young |
| 605 | 168-437 | vs. Kent State | 9/9/2000 | Tiller |

WELCOME BACK 6

• The Boilermaker defense welcomed back one of their leaders, Jalen Graham, in the 31-29 win over Maryland.

• Graham, who missed the previous four games due to injury, returned to record a team-high nine tackles to go along with one tackle-for-loss and one pass breakup.

• The senior followed up his return performance with six tackles, including two tackles-for-loss, one sack and a forced fumble in the win over Nebraska.

• Despite playing in just five games this season, Graham ranks third on the team in total tackles (27); his 5.4 tackles per game pace Purdue.

RED ZONE, END ZONE

• The Boilermakers have been successful in the red zone this season, scoring 35 out of 38 times for a 92 percent rate and ranking No. 13 in the country.

• Moreover, 27 of those 35 red zone scores have been touchdowns (77%).

• In conference play, Purdue only trails Ohio State as the highest scoring team in the red area. The Boilermakers are 23-of-25 in conference action with 15 touchdowns and eight field goals.

SPOILERMAKERS

• Purdue has become known as the Spoilermakers under Jeff Brohm, collecting six wins over ranked teams during the head coach's tenure following the 20-10 win at No. 21 Minnesota.

• Five of the six wins have been by double digits, the biggest being a 29-point victory over No. 2 Ohio State in 2018.

• Three of those victories were against Top 3 teams, while Purdue handed five of those ranked teams their first loss of the season.

• Last season, Purdue knocked off previously unbeaten No. 2 Iowa (Oct. 16) and No. 3 Michigan State (Nov. 6), giving the Boilermakers two wins over Top 5 teams for the first time since 1960.

• The Boilermakers beat three ranked teams during the 2018 campaign, Brohm's second season, for the most victories over ranked teams in a single-season since 2003.

• Prior to Brohm's arrival in West Lafayette in 2017, Purdue only won two out of 27 games against AP-ranked teams over the previous 10 seasons.

| Date | Result | Opponent's First Loss |
|----------------|--------------------------------------|-----------------------|
| Sept. 22, 2018 | Purdue 30, #23 Boston College 13 (H) | Yes |
| Oct. 20, 2018 | Purdue 49, #2 Ohio State 20 (H) | Yes |
| Nov. 3, 2018 | Purdue 38, #16 Iowa 36 (A) | No |
| Oct. 16, 2021 | Purdue 24, #2 Iowa 7 (A) | Yes |
| Nov. 6, 2021 | Purdue 40, #3 Michigan State 29 (H) | Yes |
| Oct. 1, 2022 | Purdue 20, #21 Minnesota 10 (A) | Yes |

WALK-ONS RUNNING

• With starting running back King Doerue missing five games due to injury, a pair of walk-ons took over the backfield.

• Dylan Downing and Devin Mockobee have rushed for 951 yards this season, including 477 yards over the five weeks with Doerue out of the lineup.

• Downing ran for a career-high 113 yards in the win over FAU, the first 100-yard game of his career.

• One week later, Mockobee led the way with 112 yards on the ground that included a pair of rushes for 70 yards that resulted in a touchdown and clinched Purdue's victory over No. 21 Minnesota.

• Downing and Mockobee's performances gave the Boilermakers different 100-yard rushers in consecutive games for the first time since 2017 when Markell Jones recorded 217 yards in a win over Indiana and D.J. Knox added 101 yards in a Foster Farms Bowl victory (vs. Arizona).

SMILE FOR THE CAM

• Senior safety Cam Allen factored in two of Indiana State's three turnovers, recovering a fumble on the first play of the game before returning an interception for a touchdown in the third quarter.

• After recording a pair of interceptions to help Purdue earn a 20-10 victory at No. 21 Minnesota, senior safety Cam Allen was named Big Ten Defensive Player of the Week.

• Allen earned the accolade for the second time in his career. His other weekly award came following a two-interception game against a ranked opponent as well, Purdue's win over No. 2 Iowa (Oct. 16, 2021).

• Against Indiana State, Allen became the first Boilermaker to record an interception and fumble recovery since Anthony Brown accomplished the feat, also against Indiana State (Sept. 12, 2015).





BOILER NOTES

HURRY HURRY

- The Boilermaker defense has made habit of living in the offensive backfield with 45 tackles-for-loss and 21 sacks.
- Kydran Jenkins, Jack Sullivan and Khordae Sydnor lead the team with 5.5 of stops behind the line apiece, while 19 different players have helped tally a tackle-for-loss this year.
- Junior safety Sanoussi Kane and redshirt junior linebacker Jacob Wahlberg have each forced a fumble this season. Kane's came on the first play of the game against Indiana State and Wahlberg's sealed the win on a fourth down against FAU. Jenkins and Jalen Graham have also forced fumbles this season.
- Purdue's defense has recovered 2-of-4 fumbles it has forced this year.

ATTACK FROM THE AIR

- Over the Jeff Brohm era, the Boilermakers have averaged 307.3 yards passing per game at a 65.1% completion clip with 152 touchdowns.
- Purdue's passing attack trails only Ohio State and ranks in the top 20 nationally over the last five years, also considering the program played just six games in 2020.

| | Stat | BIG | National |
|--------------------|--------|-----|----------|
| Passing Yards | 19,975 | 2 | 14 |
| Passing Touchdowns | 152 | 2 | 18 |
| Comp. Percentage | 65.1% | 2 | 7 |
| Completions | 1,767 | 1 | 4 |
| 300-Yard Games | 33 | 2 | 8 |
| 500-Yard Games | 4 | 1 | 2 |
| 3-Touchdown Games | 29 | 2 | 10 |

PICK SIX CITY

- The Purdue defense returned interceptions for touchdowns in back-to-back games for the first time since 2010 when Ricardo Allen had a pair of pick sixes against Michigan and Michigan State.
- Chris Jefferson's 72-yard pick six against Penn State (Sept. 1) was the longest by a Boilermaker since Ja'Whaun Bentley went 76 yards versus Minnesota (Oct. 7, 2017).
- In the shutout victory over Indiana State (Sept. 10), Cam Allen's eighth career interception became his first pick six as he scampered 65 yards to the end zone.
- Allen's interception return for a touchdown against Indiana State was the 55th by a Boilermaker since 1950.

| Brohm Pick Sixes | Date | Opponent | Length |
|------------------|----------------|---------------|--------|
| Ja'Whaun Bentley | Oct. 7, 2017 | Minnesota | 76 |
| Markus Bailey | Oct. 20, 2018 | Ohio State | 41 |
| Cory Trice | Oct. 12, 2019 | Maryland | 37 |
| Jalen Graham | Oct. 30, 2021 | Nebraska | 45 |
| Chris Jefferson | Sept. 1, 2022 | Penn State | 72 |
| Cam Allen | Sept. 10, 2022 | Indiana State | 65 |

BURTON OFF THE BENCH

- With All-BIG quarterback Aidan O'Connell unavailable due to injury, fellow sixth-year senior Austin Burton heard his name called to start as Purdue's quarterback versus FAU.
- The start was Burton's first since Oct. 5, 2019 when he was UCLA's starting quarterback against Oregon State.
- The Newton, Massachusetts, native completed 72.4 percent of his passes (21-of-29) for 166 yards and three touchdowns.
- Two of Burton's three touchdown passes were to his roommate, Charlie Jones.
- Burton didn't seem to have much rust, marching the Boilermakers down the field on the opening drive by completing all six of his passes that resulted in a touchdown toss to Jones.

BROHM AIR RAID

- Head coach Jeff Brohm's offensive air-raid style has produced dividends over his coaching career at Purdue and Western Kentucky.
- Over his two coaching stops, Brohm's offenses have accounted for 16 400-yard passing games (8 at Purdue, 8 at WKU).
- Since Brohm got his head coaching start in 2014, only two coaches have had more 500-yard passing games than him - Mike Leach (14) and Kliff Kingsbury (11).

Coaches with Most 500-Yard Passing Games Since 2014

| | | |
|-----------------|----|--|
| Mike Leach | 14 | Washington State and Mississippi State |
| Kliff Kingsbury | 11 | Texas Tech |
| Jeff Brohm | 8 | Western Kentucky and Purdue |
| Tyson Helton | 3 | Western Kentucky |
| Sonny Dykes | 3 | California, SMU, TCU |
| Dana Holgorsen | 3 | West Virginia, Houston |
| Mike Gundy | 3 | Oklahoma State |
| Blake Anderson | 3 | Arkansas State, Utah State |

AUSSIE RULES PUNTING

- After Purdue ranked last in the Big Ten a season ago in punting, sophomore Jack Ansell has completely turned around the Boilermakers' punt game and earned a spot on the mid-season Ray Guy Watch List.
- Ansell averaged 38.3 yards per punt as a freshman, but the Aussie has increased his output to 42.8 yards per punt this year.
- Against FAU, Ansell booted a career-long 67-yard punt that was downed at the 4-yard line; the punt was the longest by a Boilermaker since 2019.
- Despite only punting three times against the Owls, Ansell took advantage of his opportunities to flip the field by averaging 55.3 yards per punt.
- The Australian boomer followed up that performance with a trio on five balls of 50-yard punts at No. 21 Minnesota.
- Ansell has forced eight fair catches, dropped eight balls inside the 20-yard line, launched seven 50-yard boots and caused a trio of muffs.
- Ansell worked with ProKick Australia to prepare to play collegiate football in the United States, following a high school career as a Victoria state champion triple jumper in Australia.

BROHM CLIMBING THE BOILERMAKER CHARTS

- In his sixth year in West Lafayette, head coach Jeff Brohm has started to climb up some of the career coaching charts at Purdue.
- He is currently seventh in wins with 31 and sixth in Big Ten victories with 21.
- The scoring average under Brohm is the second best at Purdue.

Points Per Game by Purdue Coach

| | | |
|---------------|--------------|------|
| 1. Joe Tiller | 1997-08 | 29.6 |
| 2. Jeff Brohm | 2017-Present | 28.3 |
| 3. Danny Hope | 2009-12 | 26.1 |
| 4. Jim Young | 1977-81 | 23.3 |

Wins by Purdue Coach

| | | |
|--------------------|--------------|----|
| 1. Joe Tiller | 1997-08 | 87 |
| 2. Jack Mollenkopf | 1956-69 | 84 |
| 3. Noble Kizer | 1930-36 | 42 |
| 4. Jim Young | 1977-81 | 38 |
| 5. Jim Phelan | 1922-29 | 35 |
| Stu Holcomb | 1947-55 | 35 |
| 7. Jeff Brohm | 2017-Present | 33 |

Big Ten Wins by Purdue Coach

| | | |
|--------------------|--------------|----|
| 1. Jack Mollenkopf | 1956-69 | 57 |
| 2. Joe Tiller | 1997-08 | 53 |
| 3. Noble Kizer | 1930-36 | 26 |
| 4. Jim Young | 1977-81 | 26 |
| 5. Stu Holcomb | 1947-55 | 25 |
| 6. Jeff Brohm | 2017-Present | 23 |

CRADLE OF QUARTERBACKS

Many schools boast of tradition. But none can match Purdue's tradition of turning out top-flight quarterbacks.

The Cradle of Quarterbacks has evolved over the last half century as a defining feature of Purdue football. Boilermakers have set numerous NCAA and Big Ten Conference records, many have been chosen as All-Americans and national awards winners or finalists.

In the early 1970s, Purdue Athletics commissioned a university artist named Keith Butz to create a poster featuring outstanding Boilermaker quarterbacks of the previous 30 years. That poster featured Bob DeMoss, Dale Samuels, Len Dawson, Bernie Allen, Bob Griese, Mike Phipps and Gary Danielson.

DREW BREESE (PURDUE 1997-00) - PURDUE HALL OF FAME - 2009

11,792 yards, 90 touchdowns, 61.1% comp.
All-America, Maxwell Award, 3-time All-Big Ten
2nd Rd, 32nd - 2001 NFL Draft - San Diego Chargers
2001-20 NFL Career - San Diego, New Orleans
Super Bowl XLIV MVP & champion, 13-time Pro Bowler

SCOTT CAMPBELL (PURDUE 1980-83)

7,636 yards, 45 touchdowns
7th Rd, 191st - 1984 NFL Draft - Pittsburgh
1984-90 NFL Career - Pittsburgh, Atlanta
Pittsburgh Steelers (1984-86), Atlanta Falcons (1986-90)

GARY DANIELSON (PURDUE 1970-72) - PURDUE HALL OF FAME - 2012

2,748 yards, 14 touchdowns at Purdue
Detroit Lions (1976-1984), Cleveland Browns (1985, 1987-88)
College Football Analyst for CBS

LEN DAWSON (PURDUE 1954-56) - PURDUE HALL OF FAME - 1996

3,325 yards, 29 touchdowns at Purdue
Three-time All-Big Ten, 1956 First Team All-America
1st Rd, 5th - 1957 NFL Draft - Pittsburgh Steelers
1957-75 NFL Career - Pittsburgh, Cleveland, Dallas, Kansas City Chiefs
Super Bowl IV champion, Super Bowl IV MVP, 1987 Pro Football Hall of Fame

BOB DE MOSS (PURDUE 1945-48) - PURDUE HALL OF FAME - 1999

2,759 yards, 23 touchdowns at Purdue
2nd Rd, 13th - 1949 NFL Draft - New York Yanks
Purdue Head Coach (1970-72)

JIM EVERETT (PURDUE 1981-85) - PURDUE HALL OF FAME - 1999

7,411 yards, 43 touchdowns at Purdue, 1985 All-Big Ten
1st Rd, 3rd - 1986 NFL Draft - Houston Oilers
1986-97 NFL Career - Los Angeles Rams, New Orleans, San Diego
Pro Bowler

BOB GRIESE (PURDUE 1964-66) - PURDUE HALL OF FAME - 1994

4,541 yards, 28 touchdowns at Purdue
1966 Big Ten Player of the Year, 2-time All-America, 2-time All-Big Ten
1st Rd, 4th - 1967 NFL Draft - Miami Dolphins
1967-80 NFL Career - Miami
Super Bowl VII & VIII champion, 6-time Pro Bowl, Pro Football Hall of Fame

MARK HERRMANN (PURDUE 1977-80) - PURDUE HALL OF FAME - 1997

9,946 yards, 71 touchdowns
4-time All-Big Ten, Sammy Baugh Award, College Football Hall of Fame
4th Rd, 98th - 1981 NFL Draft - Denver Broncos
1981-92 NFL Career - Denver, Baltimore, Indianapolis, San Diego

KYLE ORTON (PURDUE 2001-04)

9,337 yards, 63 touchdowns
2-time All-Big Ten
4th Rd, 106th - 2005 NFL Draft - Chicago Bears
2005-2014 NFL Career - Chicago, Denver, Kansas City, Dallas, Buffalo

CURTIS PAINTER (PURDUE 2005-08)

11,163 yards, 67 touchdowns
6th Rd, 201st - 2009 NFL Draft - Indianapolis Colts
2009-13 NFL Career - 2009-13

MIKE PHIPPS (PURDUE 1967-69) - PURDUE HALL OF FAME - 1995

5,423 yards, 37 touchdowns
1969 Consensus All-America, 2-time All-Big Ten, College Football Hall of Fame
1st Rd, 3rd - 1970 NFL Draft - Cleveland Browns
1970-81 NFL Career - Cleveland, Chicago

DALE SAMUELS (PURDUE 1950-52) - PURDUE HALL OF FAME - 2001

3,161 yards, 27 touchdowns at Purdue
3rd Rd, 28th pick - Chicago Cardinals, 1953 NFL Draft



GAME 10 NOTES • Purdue at Illinois

DEN OF DEFENSIVE ENDS

Threatening the opposition's signal-caller is the goal of every defensive end: causing disruption, havoc and confusion to the offense.

Throughout its history, Purdue has produced many outstanding defensive ends, creating an institution unlike any other in college football - The Den of Defensive Ends.

Eight members of The Den have gone on to be selected for the NFL Pro Bowl - Sugar, Lundy, Keena Turner, Colvin, Shaun Phillips, Spencer, Kerrigan and Cliff Avril - while four have played for Super Bowl champions: Turner, Colvin, Avril and Rob Ninkovich.

George Karlaftis became the latest member of The Den of Defensive Ends, as the All-American was added in the spring of 2022.

CLIFF AVRIL (PURDUE 2004-07)

All-Big Ten
3rd Rd, 92nd - 2008 NFL Draft - Detroit Lions
2008-17 NFL Career - Detroit, Seattle

AKIN AYODELE (PURDUE 1999-01)

3-time All-Big Ten
2nd Rd, 89th - 2002 NFL Draft - Jacksonville Jaguars
2002-10 NFL career - Jacksonville, Dallas, Miami, Buffalo

ROSEVELT COLVIN (PURDUE 1995-98) - PURDUE HALL OF FAME - 2016

2-time All-Big Ten
4th rd, 111th - 1999 NFL Draft - Chicago Bears
1999-08 NFL career - Chicago, New England
Super Bowl XXXVIII, XXXIX champion

RAY EDWARDS (PURDUE 2003-05)

4th Rd, 127th - 2006 NFL Draft - Minnesota Vikings
2006-12 NFL career - Minnesota, Atlanta

GEORGE KARLAFTIS (PURDUE 2019-21)

3-time All-Big Ten, 2021 First Team All-America
1st Rd, 30th - 2022 NFL Draft - Kansas City Chiefs
2022-Present NFL career - Kansas City

RYAN KERRIGAN (PURDUE 2007-10) - PURDUE HALL OF FAME - 2018

2-time All-Big Ten, All-America, Defensive Player of the Year
1st Rd, 16th - 2011 NFL Draft - Washington Redskins
2011-Present NFL career - Washington, Philadelphia

LAMAR LUNDY (PURDUE 1954-56) - PURDUE HALL OF FAME - 1995

2-time All-Big Ten
4th Rd, 47th - 1957 NFL Draft - Los Angeles Rams
1957-69 NFL career - Los Angeles

ROB NINKOVICH (PURDUE 2004-05)

All-Big Ten
5th Rd, 135th - 2006 NFL Draft - New Orleans Saints
2006-16 NFL career - New Orleans, Miami, New England
Super Bowl XLIX, LI champion

CHIKE OKEAFOR (PURDUE 1994-96, 1998)

All-Big Ten
3rd Rd, 89th - 1999 NFL Draft - San Francisco 49ers
1999-09 NFL career - San Francisco, Seattle, Arizona

SHAUN PHILLIPS (PURDUE 2000-03)

All-Big Ten
4th Rd, 98th - 2004 NFL Draft - San Diego Chargers
2004-14 NFL career - San Diego, Denver, Tennessee, Indianapolis

ANTHONY SPENCER (PURDUE 2003-06)

All-Big Ten, All-America
1st Rd, 26th - 2007 NFL Draft - Dallas Cowboys
2007-14 NFL career - Dallas

LEO SUGAR (PURDUE 1949-51) - PURDUE HALL OF FAME - 2006

2-time All-Big Ten, All-America
11th Rd, 123rd - 1952 NFL Draft - Chicago Cardinals
1954-62 NFL career - Chicago/St. Louis, Philadelphia, Detroit

KEENA TURNER (PURDUE 1976-79) - PURDUE HALL OF FAME - 2006

2-time All-Big Ten
2nd Rd, 39th - 1980 NFL Draft - San Francisco 49ers
1980-90 NFL career - San Francisco
Super Bowl XVI, XIX, XXIII, XXIV champion

BOILER NOTES

SYCAMORE SHUTOUT

- Purdue's 56-0 win over Indiana State was the largest margin of victory since beating Southeast Missouri 59-0 in 2011.
- The victory was the second shutout of the Jeff Brohm era, joining the 49-0 win over UConn last season.
- Purdue allowed only 145 yards of total offense, the lowest output by an opponent since Oregon mustered just 143 yards in 1979.
- The Boilermakers held the Sycamores to just 51 yards on the ground, the third time in the Brohm era that Purdue has held an opponent to less than 60 rushing yards (Nov. 11, 2021 vs. Indiana, 58; Oct. 28, 2017 vs. Nebraska, 40).

| Opponent Total Offense 200 Yards or Less since 1979 | | | | |
|---|------------------|-----|------|------------------------|
| 1979 | Oregon | 143 | 1982 | Indiana 196 |
| 1984 | Northwestern | 146 | 1985 | Northwestern 160 |
| 1987 | Indiana | 186 | 1988 | Ohio 191 |
| 1990 | Indiana | 187 | 1997 | Ball State 180 |
| 2001 | Notre Dame | 162 | 2003 | Arizona 174 |
| 2003 | Illinois | 191 | 2004 | Syracuse 197 |
| 2004 | Ball State | 197 | 2011 | Southeast Missouri 153 |
| 2012 | Eastern Kentucky | 190 | 2022 | Indiana State 145 |

300-YARDERS

- Aidan O'Connell started his 2022 campaign with 365 yards passing against Penn State for his ninth career 300-yard game, before adding his 10th with a 424-yard performance at Syracuse.
- With five this season, O'Connell is up to 13 in his career for the second most in program history.
- Last year, he joined Drew Brees as the only Purdue quarterbacks to record multiple 500-yard games over a career, while becoming the only one to reach the 500-yard mark twice in a single season.
- O'Connell threw for a career-high 536 yards in an upset victory over No. 3 Michigan State before ending the year with 534 passing yards to help Purdue beat Tennessee in the Music City Bowl.
- The gunslinger produced six 300-yard games in 2021, the third-most in a single season and the first Purdue quarterback to accomplish the feat since Curtis Painter in 2007.
- Drew Brees owns the record with 16.
- All but one of O'Connell's 13 300-yard passing games have been for 350 yards or more.

BIG PLAY POTENTIAL

- So far this season, Purdue has 17 plays of 30 yards or more, including six passes from Aidan O'Connell to Charlie Jones and both interceptions returned for a touchdown.
- Devin Mockobee's 68-yard rush was Purdue's longest since Rondale Moore carried 76 yards in his record breaking performance against Northwestern in 2018.
- The Boilermaker offense tallied 29 plays of 30 yards or more in 2020, as well as 11 of 50 yards or more.
- O'Connell has 38 career throws over 30 yards or more and 12 over 50 yards.
- Purdue's three longest plays from 2021 all came in that exhilarating TransPerfect Music City Bowl with O'Connell finding Broc Thompson for touchdowns of 75 and 70 yards and Durham for a 62-yard catch-and-score.

99th SEASON AT ROSS-ADE STADIUM

- The Boilermakers call Ross-Ade Stadium home for the 99th season in 2022.
- A roughly two-year construction process for \$237,500 (\$3.76 million) with funds raised by Purdue alumni David E. Ross and George Ade helped replace Stuart Field, which had hosted Purdue Football since its inception.
- Ross-Ade Stadium had the perfect dedication and opening, a 26-7 drubbing of Indiana for homecoming on Nov. 22, 1924.
- Originally seating 13,500 with an additional 5,000 standing spots, Ross-Ade Stadium now can hold up to 61,320, including non-ticketed personnel.

OUR MAN MITCH

- Mitchell Fineran is 10-for-14 on the year on field goals with a long of 46 yards.
- Fineran is fourth among active kickers across all divisions with 75 made kicks.
- Fineran has made 34 kicks during his time at Purdue, which moved him into sole control of sixth in program history.
- His 79.1% (34-43) field goal clip sits atop Purdue's career leaderboard by kickers with 15 or more attempts.
- Fineran was tabbed honorable mention by the Big Ten coaches and media last season after going 24-of-29 on the year with a long of 49.
- Fineran's 112 points were the second most in a season in program history behind the late Leroy Keyes' 114 in 1967.
- Fineran is a career 79.1% kicker and is 59-of-73 (80.8%) on kicks inside 40 yards.

IN MEMORY OF DAVE BUTZ

- Dave Butz, a legend of Purdue Football who was inducted in the College Football Hall of Fame, passed away Friday (Nov. 4) at the age of 72.
- Butz (1970 to 1972) was elected into the College Football Hall of Fame in 2014. He was a consensus All-American as a senior, the recipient of the Zipp Award as college football's outstanding player and a finalist for the Lombardi Award (presented to the best lineman or linebacker).
- Butz earned the reputation as the NFL's iron man, missing merely four games over the course of his career that included 216 contests. He was named NFL Defensive Player of the Year and was selected to the Pro Bowl after recording a career-high 11 sacks in 1983. Butz played in three Super Bowls with Washington: XVII (a 27-17 win over the Miami Dolphins), XVIII (a 38-9 loss to the Oakland Raiders) and XXII (a 42-10 win over the Denver Broncos).

SECOND SEASON WITH ENGLISH/HAGEN

- Purdue is in its second season with co-defensive coordinators Ron English and Mark Hagen. The duo, along with fellow co-defensive coordinator Brad Lambert who left for Wake Forest during the offseason, provided some much-needed stability to the defensive side of the ball.
- With Hagen's focus on the defensive line and English handling the defensive backs, Purdue trimmed opponents' passing yards per game down to 208.7 yards in 2021, which ranked fifth nationally and second in the Big Ten.
- The Boilermakers also posted their first shutout since 2011 with a 49-0 drubbing of UConn before recording another shutout this season, a 56-0 over Indiana State.

| | 2020 | 2021 | 2022 |
|--------------------------|-----------|-----------|-----------|
| Opp PPG | 29.8 | 22.4 | 25.3 |
| 2nd Half Opp PPG | 12.3 | 10.0 | 13.3 |
| Opp Passing YPG | 254.2 | 208.7 | 237.1 |
| Opp Rushing YPG | 145.0 | 157.8 | 118.2 |
| Opp Total Offense YPG | 399.0 | 366.5 | 355.3 |
| 3rd Down% | 43.8% | 36.9% | 30% |
| 4th Down% | 46.2% | 36.4% | 38% |
| Opp Redzone | 19-32-60% | 24-45-53% | 20-25-80% |
| INTs. (Per Game) | 3 (0.5) | 13 (1.0) | 10 (1.1) |
| Sacks (Per Game) | 7 (1.2) | 26 (2.0) | 21 (2.3) |
| Pass Breakups (Per Game) | 16 (2.5) | 45 (3.5) | 33 (3.7) |

BROC'S BOND

- Wide receiver Broc Thompson's bond with his brother Cade prompted him to transfer from Marshall to Purdue in 2021.
- Cade was diagnosed with cancer in the summer of 2020, prompting Thompson to change his number from 88 his freshman season to 13, Cade's number in youth football.
- When Thompson arrived in West Lafayette in 2021, he elected to wear No. 29 for the number of chemotherapy rounds Cade endured.
- Cade was declared cancer-free in April of 2021.
- Thompson switched back to No. 13 for the 2022 season.





BOILER NOTES

FROM THE PORTAL TO PURDUE

• The Boilermakers hit the portal during the offseason to bring in 12 transfers.

| Name | Position | Year | Previous School |
|----------------|----------|-------|------------------|
| Kyle Adams | QB | R-So. | James Madison |
| Cole Brevard | DT | R-So. | Penn State |
| Elijah Canion | WR | Jr. | Auburn |
| Tee Denson | CB | Jr. | Kansas State |
| Sione Finau | OL | Sr. | FIU |
| Bryce Hampton | CB | R-Sr. | Adams State |
| Scotty Humpich | LB | R-Sr. | Murray State |
| Daniel Johnson | OL | R-Sr. | Kent State |
| Charlie Jones | WR | 6th | Iowa |
| Kobe Lewis | RB | R-Jr. | Central Michigan |
| Reese Taylor | DB | 5th | Indiana |
| Tyrone Tracy | WR | R-Sr. | Iowa |

REMEMBERING LEN DAWSON

• The Boilermakers bid farewell to one of the iconic greats and a pioneer of the Cradle of Quarterbacks in Len Dawson, who passed away Aug. 24 at the age of 87.

• A three-year starter at Purdue, Dawson was named All-Big Ten and led the conference in passing and total offense all three seasons. He set then-records at Purdue with 3,325 yards and 29 passing touchdowns.

• Over a 19-year career for Pittsburgh, Cleveland, Houston/Kansas City, Dawson threw for 28,711 yards and 239 touchdowns and netted numerous honors, including a win in Super Bowl IV, Super Bowl IV MVP honors, his No. 16 retired by the Kansas City Chiefs and induction to the Pro Football Hall of Fame.

• Following his playing career, Dawson served several roles as a broadcaster around football, hosting HBO's "Inside the NFL" for 25 years, landing him back in Canton for a second time as a broadcaster.

GETTING THE SQUAD BACK TOGETHER

• With the newest additions from the transfer portal, several Boilermakers reunited with old teammates from their youth football days.

• Quarterback Aidan O'Connell connected with his old youth receiver Charlie Jones from their time together on the Buffalo Grove Jr. Bisons.

• Receivers Broc Thompson and Tyrone Tracy and defensive back Reese Taylor reunite from their days playing in the Indiana Elementary Football Association. All three started their careers at different schools, but transferred to Purdue over the last two years. Taylor was the quarterback during their youth careers playing with a powerhouse trio of receivers in Tracy, Thompson and David Bell. In high school, Taylor was named Indiana Mr. Football at Ben Davis and Tracy was tabbed Indiana Gatorade Player of the Year in 2017 at Decatur Central.

• Two other players who started their careers elsewhere have reunited at Purdue. Running back Dylan Downing (UNLV) and defensive tackle Cole Brevard (Penn State) led Carmel High School to an Indiana State Championship in 2018.

NATIONAL LEADERS IN 2021

• Completing 70.8 percent of passes, Purdue led the Big Ten and ranked second in the country.

• The Boilermakers limited making penalties, committing a conference-low 4.5 per game that was the 10th-fewest nationally.

• Purdue's passing offense ranked fifth in the country and second in the Big Ten with 355.4 yards per game.

• Opponents were only been able to convert 8 of 22 fourth down attempts for a .364 conversion rate, putting the Boilermakers 11th nationally in defending fourth downs.

• Purdue's red zone defense also ranked 23rd in the country.

ALL-AMERICANS TO THE NFL

• Purdue had to replace a pair of All-Americans in WR David Bell and DE George Karlaftis as the two were taken in the 2022 NFL Draft (Karlaftis - 1st Rd, 30th, Kansas City, Bell - 3rd, 99th, Cleveland).

• A finalist for the Biletnikoff Award, Bell was named First Team All-America from four (AFCA, AP, FWAA, Walter Camp Football Foundation) of the five outlets recognized by the NCAA to just miss out on being a unanimous selection; however, the Purdue wide receiver became the 21st consensus All-American in Purdue history.

• Bell earned the Richter-Howard Receiver of the Year as the best receiver in the Big Ten, leading the conference in catches per game (8.5) and receiving yards per game (116.9); both marks ranked Top 5 in the country.

• Karlaftis became the first defensive Boilermaker to earn All-America honors since Ryan Kerrigan (2010).

• Karlaftis led the Boilermakers in tackles for loss (11.5), sacks (5.0), forced fumbles (3), fumble recoveries (2) and quarterback hurries (8), earning First Team All-Big Ten honors along the way.

• Along with the two All-Americans, Zander Horvath (7th Rd, 260th, Los Angeles Chargers) gave Purdue three Boilermakers taken in the 2022 NFL Draft; it marked the most Boilermakers selected in a single draft since 2008.

HARD KNOCKS BOILERS

• The long-running HBO series Hard Knocks has several ties to the Purdue Boilermakers during the 2022 season.

• Quarterback David Blough was featured on the preseason edition while with the Detroit Lions. The show highlighted his preseason campaign, as well as his relationship with his wife Olympic sprinter Melissa Gonzalez. After training camp, Blough joined the Minnesota Vikings as a member of their practice squad.

• Wide receiver Rondale Moore is a part of the in-season version of Hard Knocks later this year. The 2018 consensus All-American is in his second season with the Arizona Cardinals.

2021: A HISTORIC SEASON

• Purdue finished the 2021 season with nine wins for the first time since 2003, when the Boilermakers also were 9-4.

• The nine wins were second-most in program history, as the Boilermakers record at least nine wins for the 12th time in the team's 134-year history.

• Two of those victories were over previously unbeaten No. 2 Iowa (Oct. 16) and No. 3 Michigan State (Nov. 6), giving the Boilermakers two wins over Top 5 teams for the first time since 1960.

• Purdue finished with a record of 6-3 in Big Ten play, the most conference wins in a season since the 2003 team went 6-2.

• The Boilermakers tied for second in the Big Ten West, finishing in the division's top three for the third time in five seasons under head coach Jeff Brohm (2017, 2018, 2021).

• Purdue won five games away from home for the first time since 1943, going 5-2 away from Ross-Ade Stadium.

• Purdue entered the College Football Playoff rankings at No. 19 on Nov. 9, the first-ever in the CFP era for the Boilermakers.

• The season was capped off with a thrilling 48-45 overtime victory over Tennessee in the TransPerfect Music City Bowl.

• The Boilermakers held four opponents to fewer than 10 points in 2021, the first time it has achieved the feat since 1978, when six opponents were held to single-digit point totals.

DEGREES IN HAND

• Purdue's 2022 roster features 18 college graduates.

• Thirteen of those graduates obtained a Purdue undergraduate degree, while five transfers graduated from their previous school.

• Quarterbacks Aidan O'Connell and Austin Burton have both earned their master's degrees at Purdue.

PURDUE HONORS

Cam Allen

• Big Ten Defensive Player of the Week (Oct. 3)
• Preseason Third Team All-Big Ten (Phil Steele)

Jack Ansell

• Ray Guy Award Watch List

Branson Deen

• Preseason Second Team All-Big Ten (Athlon Sports)
• Preseason Third Team All-Big Ten (PFF)
• Preseason Fourth Team All-Big Ten (Phil Steele)

King Doerue

• Earl Campbell Tyler Rose Award Watch List

Payne Durham

• Mackey Award | Senior Bowl Watch Lists
• Preseason Second Team All-Big Ten (Athlon, Phil Steele)

Semisi Fakasiileiki

• Polynesian College Football Player of the Year Watch List

Sione Finau

• Polynesian College Football Player of the Year Watch List

Mitchell Fineran

• Lou Groza Award Watch List

Jalen Graham

• Preseason Third Team All-Big Ten (Athlon Sports, Phil Steele)
• Senior Bowl Watch List

Gus Hartwig

• Rimington Trophy Watch List
• Preseason Second Team All-Big Ten (Phil Steele)
• Preseason Fourth Team All-Big Ten (Athlon)

Spencer Holstege

• Preseason Second Team All-Big Ten (PFF)
• Preseason Third Team All-Big Ten (Phil Steele)
• Preseason Fourth Team All-Big Ten (Athlon)

Scotty Humpich

• Senior Bowl Watch List

Kydran Jenkins

• Preseason Fourth Team All-Big Ten (Athlon Sports)

Charlie Jones

• Mid-season All-America (PFF, Athletic, AP, Athlon)
• Biletnikoff Award Watch List
• Paul Hornung Award Watch List
• Preseason Second Team All-America (Walter Camp)
• Preseason Fourth Team All-America (Athlon Sports)
• Preseason First Team All-Big Ten (Phil Steele) - Kick Returner
• Preseason Second Team All-Big Ten (PFF)
• Senior Bowl Watch List

Devin Mockabee

• Big Ten Freshman of the Week (Oct. 17)

Aidan O'Connell

• Wuerfell Trophy Semifinalist, Burlsworth Trophy nominee
• Big Ten Co-Offensive Player of the Week (Oct. 17)
• CFPA National Performer of the Week Honorable Mention - Week 2
• Maxwell Award | Walter Camp Award | Davey O'Brien Award | Senior Bowl | Johnny Unitas Golden Arm Award | CFPA National Performer of the Year Watch Lists
• Big Ten Preseason Honors List (Media)
• Preseason Second Team All-Big Ten (Athlon, Phil Steele)
• Preseason Third Team All-Big Ten (PFF)

Broc Thompson

• Preseason Fourth Team All-Big Ten (Athlon Sports)

Cory Trice

• Preseason Fourth Team All-Big Ten (Athlon Sports)
• Senior Bowl Watch List

Nick Zecchino

• Special Teams U Preseason Watch List



HALL OF FAME BOILERMAKERS
COLLEGE FOOTBALL HALL OF FAME (16) Induction Class

| | |
|--|------|
| Elmer Oliphant, HB, 1911-13 | 1955 |
| Alex Agase, OL, 1943 | 1963 |
| Cecil Isbell, HB, 1935-37 | 1967 |
| Bob Griese, QB, 1964-66 | 1984 |
| Chalmers "Bump" Elliot, HB, 1943-44 | 1989 |
| Leroy Keyes, HB, 1966-68 | 1990 |
| Mike Phipps, QB, 1967-69 | 2006 |
| Mark Herrmann, QB, 1977-80 | 2010 |
| Otis Armstrong, RB, 1970-72 | 2012 |
| Dave Butz, DT, 1970-72 | 2014 |
| Rod Woodson, CB, 1983-86 | 2016 |
| Andy Smith, Coach, 1913-15 | 1955 |
| Jim Phelan, Coach, 1922-29 | 1873 |
| Jack Mollenkopf, Coach, 1956-69 | 1988 |
| Jim Young, Coach, 1977-81 | 1999 |
| William "Lone Star" Dietz, Coach, 1921 | 2012 |
| John Luckhardt, 1966 | 2022 |

PRO FOOTBALL HALL OF FAME (4) Induction Class

| | |
|-------------------------------------|------|
| Len Dawson, QB, 1957-75 | 1987 |
| Bob Griese, QB, 1967-80 | 1990 |
| Hank Stram, Coach, 1960-74, 1976-77 | 2003 |
| Rod Woodson, CB/S, 1987-2003 | 2009 |

PURDUE HALL OF FAME

| |
|--|
| 1994 - W.P. "Dutch" Fehring, Bob Griese, Leroy Keyes, Guy "Red" Mackey, Jack Mollenkopf, Lamar Lundy |
| 1995 - Lamar Lundy, Mike Phipps, Sam Voinoff |
| 1996 - Lawrence Burton, Len Dawson, Bill "Moose" Skowron, Hank Stram |
| 1997 - Otis Armstrong, Dr. Loyal "Bill" Combs, Mark Herrmann, Elmer Oliphant |
| 1998 - Tim Foley, Noble Kizer, Duane Purvis, Dave Rankin |
| 1999 - Bernie Allen, Bob DeMoss, Jim Everett |
| 2000 - Tom Bettis, Elmer Sleight |
| 2001 - Cecil Isbell, Dale Samuels |
| 2003 - Bernie Flowers, Ralph Welch, Rod Woodson |
| 2004 - Jim Beirne, Dave Butz, Darryl Stingley, Harry Szulborski, Jim Young |
| 2006 - Mike Alstott, Leo Sugar, Keena Turner |
| 2007 - Darrel "Pete" Brewster, Felix Mackiewicz, Ned Maloney |
| 2009 - Erich Barnes, Drew Brees, Boris "Babe" Dimancheff, Dave Young |
| 2010 - Jerry Shay |
| 2012 - Gary Danielson, C.S. "Pop" Doan, Jeff Zgonina |
| 2013 - Tony Butkovich, Alpha Jamison, Matt Light, Joe Tiller |
| 2015 - John Charles, Taylor Stubblefield |
| 2016 - Rosevelt Colvin, Travis Dorsch |
| 2018 - Gregg Bingham, Ryan Kerrigan |
| 2020 - Chuck Kyle |

RECORDS WATCH
CAREER TOUCHDOWN RECEPTIONS

| | | |
|-----------------------|---------------------|-----------|
| 1 Brian Alford | 1994-97 | 31 |
| 2 Dave Young | 1977-80 | 27 |
| John Standeford | 2000-03 | 27 |
| 4 Vinny Sutherland | 1997-00 | 25 |
| 5 Taylor Stubblefield | 2001-04 | 21 |
| Dorien Bryant | 2004-07 | 21 |
| David Bell | 2019-21 | 21 |
| 8 DeAngelo Yancey | 2013-16 | 20 |
| 9 Jim Beirne | 1965-67 | 17 |
| Calvin Williams | 1986-89 | 17 |
| Payne Durham | 2018-Present | 17 |

CAREER TOUCHDOWN RECEPTIONS BY A TIGHT END

| | | |
|---------------------|---------------------|-----------|
| 1 Dave Young | 1977-80 | 27 |
| 2 Jim Beirne | 1965-67 | 17 |
| Payne Durham | 2018-Present | 17 |

CAREER RECEIVING YARDS BY A TIGHT END

| | | |
|-----------------------|---------------------|--------------|
| 1 Dave Young | 1977-80 | 2,316 |
| 2 Tim Stratton | 1998-01 | 2,088 |
| 3 Brycen Hopkins | 2015-16 | 1,945 |
| 4 Dustin Keller | 2004-07 | 1,882 |
| 5 Cliff Benson | 1980-83 | 1,546 |
| 6 Marty Scott | 1982-85 | 1,247 |
| 7 Payne Durham | 2018-Present | 1,126 |

CAREER INTERCEPTIONS

| | | |
|---------------------|---------------------|-----------|
| 1 Stuart Schweigert | 2000-03 | 17 |
| 2 Ricardo Allen | 2010-13 | 13 |
| 3 Bob Corby | 1965-67 | 11 |
| Don Anderson | 1981-84 | 11 |
| Rod Woodson | 1983-86 | 11 |
| Marc Foster | 1985-88 | 11 |
| Jimmy Young | 1990-93 | 11 |
| Adrian Beasley | 1996-99 | 11 |
| 9 Cam Allen | 2019-Present | 10 |
| Bill Kay | 1977-80 | 10 |
| Landon Feichter | 2011-14 | 10 |
| Frankie Williams | 2012-15 | 10 |

CAREER FIELD GOALS MADE AT PURDUE

| | | |
|---------------------------|---------------------|-----------|
| 1 Travis Dorsch | 1998-01 | 68 |
| 2 Carson Wiggs | 2008-11 | 56 |
| 3 Ben Jones | 2003-05 | 43 |
| 4 J.D. Dellinger | 2016-20 | 40 |
| 5 Jonathan Briggs | 1985-87 | 36 |
| 6 Mitchell Fineran | 2021-Present | 34 |

CAREER FIELD GOAL PERCENTAGE AT PURDUE (MIN. 15 ATT)

| | | |
|--------------------|--------------|--------------|
| 1 Mitchell Fineran | 2021-Present | .791 (34-43) |
| 2 Spencer Evans | 2017-18 | .765 (26-34) |
| 3 J.D. Dellinger | 2016-20 | .741 (40-54) |

FRESHMAN RUSHING ATTEMPTS

| | | |
|--------------------------|-------------|------------|
| 1. Markell Jones | 2015 | 168 |
| 2. Montrell Lowe | 1999 | 158 |
| 3. King Doerue | 2019 | 130 |
| 4. Brandon Jones | 2002 | 127 |
| 5. Mike Northington | 1973 | 126 |
| 6. Devin Mockobee | 2022 | 117 |
| 7. Brandon Hance | 2001 | 112 |
| 8. Corey Rogers | 1991 | 108 |
| 9. Kory Sheets | 2005 | 104 |
| Rob Henry | 2010 | 104 |

FRESHMAN RUSHING YARDS

| | | |
|--------------------------|-------------|------------|
| 1. Markell Jones | 2015 | 875 |
| 2. Montrell Lowe | 1999 | 754 |
| 3. Brandon Jones | 1002 | 668 |
| 4. Devin Mockobee | 2022 | 626 |
| 5. Kory Sheets | 2005 | 571 |
| 6. Rob Henry | 2010 | 547 |
| 7. Corey Rogers | 1991 | 502 |
| Mike Northington | 1973 | 502 |
| 9. Dondre Johnson | 1998 | 433 |
| 10. Brandon Kirsch | 2002 | 423 |

FRESHMAN RUSHING TOUCHDOWNS

| | | |
|--------------------------|-------------|----------|
| 1. Jerod Void | 2002 | 10 |
| Markell Jones | 2015 | 10 |
| Kory Sheets | 2005 | 10 |
| 4. Northington | 1973 | 7 |
| 5. Devin Mockobee | 2022 | 6 |
| 6. Corey Rogers | 1991 | 5 |
| Montrell Lowe | 1999 | 5 |
| King Doerue | 2019 | 5 |
| Montrell Lowe | 1999 | 5 |
| 10. Brandon Hance | 2001 | 4 |
| Curtis Painter | 2005 | 4 |
| Rob Henry | 2010 | 4 |
| David Blough | 2015 | 4 |

FRESHMAN RUSHING TOUCHDOWNS (MIN. 25 ATTEMPTS)

| | | |
|---------------------------|-------------|------------|
| 1. Akeem Hunt | 2011 | 8.7 |
| 2. Keyante Green | 2014 | 7.4 |
| 3. Brian Lankford-Johnson | 2016 | 6.5 |
| 4. Brandon Kirsch | 2002 | 5.9 |
| 5. Kory Sheets | 2005 | 5.5 |
| Scott Dierking | 1973 | 5.5 |
| 7. Devin Mockobee | 2022 | 5.4 |
| 8. Brandon Jones | 2002 | 5.3 |
| 9. Rob Henry | 2010 | 5.3 |
| 10. Markell Jones | 2015 | 5.2 |

2022 GAME INFORMATION

| | COIN TOSS | TOSS RECORD | PURDUE FIRST OFF. PLAY | PURDUE 1ST POSS. | OPP 1ST POSS. | PURDUE UNIFORM | RESULT |
|---------------|-----------|-------------|--------------------------|-------------------|---------------------|-------------------|----------|
| PENN STATE | Won | 1-0 | Pass - 8-yard completion | Punt | Punt | Black/Black/Black | L, 35-31 |
| INDIANA STATE | Won | 2-0 | Pass - 4-yard completion | Touchdown | Fumble (First Play) | Gold/Black/Black | W, 56-0 |
| at Syracuse | Lost | 2-1 | Pass - 8-yard completion | Turnover on Downs | Punt | Gold/White/White | L, 32-29 |
| FAU | Lost | 2-2 | Rush - 3 yards | Touchdown | Punt | Black/Black/Gold | W, 28-26 |
| at Minnesota | Won | 3-2 | Rush - 11 yards | Touchdown | Punt | Gold/White/Black | W, 20-10 |
| at Maryland | Lost | 3-3 | Rush - 13-yards | Punt | Touchdown | Black/White/White | W, 31-29 |
| NEBRASKA | Lost | 3-4 | Rush - 16 yards | Interception | Punt | Black/Gold/Black | W, 43-37 |
| at Wisconsin | Won | 4-4 | Rush - 1 yard | Interception | Touchdown | Gold/White/Gold | L, 35-24 |
| IOWA | Lost | 4-5 | Rush - 7 yards | Punt | Punt | Gold/Gray/Black | L, 24-3 |
| at Illinois | | | | | | | |
| NORTHWESTERN | | | | | | | |
| at Indiana | | | | | | | |





ROSS-ADE STADIUM

GENERAL INFORMATION

Capacity - 57,282 (seated), 61,320 (with non-ticketed)
 Opened - Nov. 22, 1924 (99th season in 2022)
 Renovated - 2002, 2023
 Expanded - 1930, 1949, 1955, 1964, 1969, 2023
 David E. Ross - Purdue 1893, Inventor, Engineer, Businessman, Board of Trustees
 George Ade - Purdue 1887, Writer, Playwright, Newspaper Columnist, Board of Trustees
 Field - Rohrman Field
 Grass - Latitude 38 Bermuda Grass

PURDUE HOME FIELDS

| | | |
|---------------------|--------------|------------|
| Lafayette YMCA Park | 1889-1891 | 5-0 |
| Stuart Field | 1892-1924 | 88-44-12 |
| Ross-Ade Stadium | 1924-Present | 297-200-13 |

• Nov. 22, 1924 - Purdue dedicates Ross-Ade Stadium. The Boilermakers win the Homecoming matchup over Indiana 26-7.

• 1975 - Prescription Athletic Turf is developed at Purdue is installed. The PAT system features a network of pipes connected to pumps capable of keeping the field playable, even during a storm dumping one inch of rain per hour.

• Nov. 22, 1980 - The largest crowd in Ross-Ade history, 71,629, views the game against Indiana.

• 2017 - Permanent lighting is installed at a cost of \$5.6 million.

• 2020 - Purdue installed a 150-foot, 4-inches wide and 56-foot, 9-inches high video board at the south end, more than four-times larger than the previous board built in 2007.

• 2021 - The Boilermakers played their 500th game at Ross-Ade Stadium, defeating Oregon State 30-21 in front of a crowd of 53,656.

ROSS-ADE RENOVATION

• The future for the home of Boilermaker Football has come into an exciting level of focus as Purdue Athletics will soon unveil renderings, plans and construction timelines for the upcoming Phase 1 of Ross-Ade Stadium renovations.
 • Originally announced on April 8, the \$45.4 million initial phase of renovations will strategically enhance several areas of the student-athlete and fan experience within the Ross-Ade footprint, creating a game day environment that is second to none for future generations of Boilermakers.
 • The approval granted for Ross-Ade's phase one includes plans for renovations including the construction of a new team entrance/tunnel from the Kozuch Football Performance Complex to Rohrman Field, the conversion of the existing team store into a student-athlete nutrition/dining facility and the construction of a stadium addition adjoining seating in the south end zone.

SOUTH END ZONE

• The long-awaited addition to Ross-Ade Stadium will connect the east and west sides of the facility in its 100th anniversary season, closing in the south end zone to create a complete bowl.

PLAYER ENTRANCE FROM KFPC

• Serving as the new stadium entry location for Purdue Football on gameday, the new player entrance will aim to improve player safety as well as the gameday atmosphere while also offering a new and exciting recruiting component.

STUDENT-ATHLETE DINING FACILITY

• The student-athlete dining facility will serve as a full production kitchen with an outdoor patio feature and a 150 person capacity.

ROSS-ADE STADIUM RECORDS (PG. 105 OF RECORD BOOK)

Rushing

Attempts - 53 - Lorenzo White (Michigan State), 10/26/1985
 Yards - 350 - Eric Allen (Michigan State), 10/30/1971
 TDs - 4 - 7x, last Kory Sheets vs. Miami (Ohio), 9/9/2006
 Longest - 94 - Mike Pruitt vs. Iowa, 11/2/1974
 Average - 17.9 (10-179) - Mike Pruitt vs. Iowa, 11/2/1974

Passing

Attempts - 73 - Dwayne Haskins (Ohio State), 10/20/2018
 Completions - 49 - Dwayne Haskins (Ohio State), 10/20/2018
 Completion% - .885 (23-26) - Kyle Orton vs. Ball State, 9/11/2004
 Yards - 572 - David Blough vs. Missouri, 9/15/2018
 TDs - 6 - 3x last Curtis Painter vs. Eastern Illinois, 9/8/2007
 INTs - 6 - Dale Samuels vs. Miami (Fla.), 10/14/1950
 Longest - 99 - Brees to Sutherland vs. Northwestern, 9/25/1999

Receiving

Receptions - 21 - Chris Daniels vs. Michigan State, 10/16/1999
 Yards - 301 - Chris Daniels vs. Michigan State, 10/16/1999
 TDs - 4 - Reggie Arnold vs. Iowa, 10/22/1977

Defense/Special Teams

FG Made - 5 - Rick Anderson vs. Michigan State, 10/25/1980
 Longest FG - 59 - 2x last Carson Wiggs vs. Toledo, 9/5/2009
 Interceptions - 3 - last Anthony Brown vs. Nebraska, 10/31/2015
 Punt Return Long - 92 - Phil Mateja vs. Iowa, 10/6/1951
 KO Return Long - 100 - 2x last Jimmy Smith vs. Stanford, 9/12/1981
 Longest Fum. Ret - 90 - 2x last Danny Ezechukwu vs. Va. Tech, 9/19/2015
 Longest Punt - 84 - George Fowler (Indiana), 11/21/1936


GAME 10 NOTES • Purdue at Illinois

2022 PURDUE FOOTBALL ROSTER

| No. | Name | Cl. | Pos. | Ht. | Wt. | Hometown (High School/Previous College) |
|-----|-----------------------|-------|-------|------|-----|---|
| 0 | Bryce Hampton | R-Sr. | CB | 5-11 | 205 | Las Vegas, Nev. (Adams State) |
| 1 | Michael Alaimo | R-So. | QB | 6-4 | 225 | Montvale, N.J. (St. Joseph Regional) |
| 1 | Reese Taylor | 5th | DB | 5-11 | 195 | Indianapolis, Ind. (Indiana) |
| 2 | Abdur-Rahmaan Yaseen | R-So. | WR | 6-2 | 195 | Southfield, Mich. (Walled Lake) |
| 3 | Tyrone Tracy | R-Sr. | WR | 6-1 | 210 | Indianapolis, Ind. (Iowa) |
| 4 | Deion Burks | R-Fr. | WR | 5-11 | 185 | Belleville, Mich. (Belleville) |
| 5 | Elijah Canion | Jr. | WR | 6-4 | 220 | Hollywood, Fla. (Auburn) |
| 5 | Nic Caraway | Fr. | DE | 6-4 | 265 | Bryan, Texas (Bryan) |
| 6 | Curtis Deville Jr. | Fr. | WR | 6-2 | 190 | Kinder, La. (Iowa) |
| 6 | Jalen Graham | Sr. | LB/S | 6-3 | 220 | Detroit, Mich. (Cass Tech) |
| 7 | Jamari Brown | R-Sr. | CB | 6-3 | 200 | Sunrise, Fla. (Kentucky) |
| 8 | TJ Sheffield | R-Jr. | WR | 5-11 | 190 | Thompson's Station, Tenn. (Independence) |
| 9 | Mershawn Rice | R-Jr. | WR | 6-3 | 210 | Reynoldsburg, Ohio (Reynoldsburg) |
| 9 | Joe Strickland | Fr. | DE | 6-4 | 265 | Indianapolis, Ind. (Brebeuf) |
| 10 | Cam Allen | Sr. | S | 6-1 | 200 | Bluefield, Va. (Graham) |
| 11 | Jack Albers | R-Sr. | QB | 6-0 | 190 | Louisville, Ky. (Dayton) |
| 11 | Tee Denson | Jr. | CB | 6-0 | 200 | Atlanta, Ga. (Kansas State) |
| 12 | Austin Burton | 6th | QB | 6-4 | 210 | Newton, Mass. (UCLA) |
| 12 | Jah'von Grigsby | R-Fr. | S | 5-11 | 195 | Baton Rouge, La. (Scotlandville Magnet) |
| 13 | Broc Thompson | Sr. | WR | 6-3 | 190 | Indianapolis, Ind. (Marshall) |
| 14 | Yanni Karlaftis | R-Fr. | LB/DE | 6-3 | 235 | West Lafayette, Ind. (West Lafayette) |
| 15 | Charlie Jones | 6th | WR | 6-0 | 185 | Deerfield, Ill. (Iowa) |
| 16 | Aidan O'Connell | 6th | QB | 6-3 | 210 | Long Grove, Ill. (Stevenson) |
| 17 | Christian Gelov | R-So. | QB | 6-0 | 175 | Noblesville, Ind. (TCU) |
| 17 | Chris Jefferson | 5th | S | 5-11 | 195 | Euclid, Ohio (Findlay) |
| 18 | Brady Allen | Fr. | QB | 6-6 | 210 | Ft. Branch, Ind. (Gibson Southern) |
| 19 | Jordan Buchanan | Fr. | CB | 6-1 | 175 | Suwanee, Ga. (North Gwinnett) |
| 20 | Kyle Adams | R-So. | QB | 6-1 | 180 | West Lafayette, Ind. (James Madison) |
| 20 | O.C. Brothers | R-Jr. | LB | 6-2 | 235 | Southwest Brevard County, Fla. (Auburn) |
| 21 | Sanoussi Kane | Jr. | S/CB | 6-0 | 205 | Harlem, N.Y. (Blair Academy) |
| 22 | King Doerue | Sr. | RB | 5-10 | 215 | Amarillo, Texas (Tascosa) |
| 23 | Cory Trice | R-Sr. | CB | 6-3 | 215 | Hopkinsville, Ky. (Christian County) |
| 24 | Camdyn Childers | R-Jr. | WR | 6-0 | 200 | Fort Wayne, Ind. (Carroll) |
| 24 | Mitchell Fineran | 5th | K | 5-11 | 185 | Fort Valley, Ga. (Samford) |
| 25 | Kobe Lewis | R-Jr. | RB | 5-11 | 220 | Americus, Ga. (Central Michigan) |
| 26 | Brandon Calloway | R-Fr. | CB | 6-1 | 195 | Griffin, Ga. (Griffin) |
| 27 | Trey Firestone | Fr. | WR | 6-2 | 200 | Zionsville, Ind. (Zionsville) |
| 28 | Ryan Brandt | R-So. | S | 6-1 | 210 | Angola, Ind. (Angola) |
| 29 | Andrew Sowinski | R-So. | WR | 6-0 | 195 | Indianapolis, Ind. (Chatard) |
| 29 | Kentrell Marks | Fr. | RB | 6-0 | 185 | Cleveland, Ohio (Valley Forge) |
| 29 | Jaxon Mull | Fr. | DB | 5-11 | 180 | Ft. Wayne, Ind. (Culver) |
| 30 | Jack Ansell | So. | P | 6-2 | 210 | Warrnambool, Australia (Brauer College) |
| 31 | Nick Zecchino | 7th | LS | 6-0 | 210 | Cedar Grove, N.J. (UConn) |
| 32 | Joseph Jefferson | Fr. | S | 6-0 | 195 | Indianapolis, Ind. (Pike) |
| 33 | Charlie Kenrich | Fr. | TE | 6-3 | 235 | Liberty Township, Ohio (Lakota East) |
| 33 | Xander Pratt | Fr. | CB | 6-1 | 180 | Ft. Wayne, Ind. (Concordia Lutheran) |
| 34 | Damarjhe Lewis | Jr. | DT | 6-3 | 305 | Griffin, Ga. (Indiana) |
| 34 | Ben Van Noord | R-Fr. | WR | 6-2 | 210 | Springfield, Ohio (Northwestern) |
| 35 | Hayden Parise | R-So. | WR | 6-4 | 190 | Kansas City, Mo. (Rockherst) |
| 35 | Antonio Stevens | R-So. | S | 6-2 | 200 | Nashville, Tenn. (Battle Ground Academy) |
| 36 | Roman Pitre | Fr. | LB | 6-5 | 230 | Baton Rouge, La. (University Laboratory School) |
| 37 | Caleb Lahey | R-So. | RB | 5-10 | 205 | Bismarck, Ill. (Bismarck-Henning/Rossville-Alvin) |
| 37 | Jacob Wahlberg | R-Jr. | LB | 6-4 | 235 | Muskegon, Mich. (Mona Shores) |
| 38 | Dylan Downing | Jr. | RB | 6-0 | 220 | Carmel, Ind. (UNLV) |
| 39 | Will Chapman | R-Jr. | RB/LB | 5-11 | 230 | Indianapolis, Ind. (Cathedral) |
| 39 | Ben Freehill | R-Jr. | K | 6-1 | 190 | Gibson City, Ill. (Oklahoma State) |
| 40 | Hudson Miller | Fr. | LB | 6-0 | 215 | Indianapolis, Ind. (Cathedral) |
| 41 | Ben Furtney | R-So. | LB/FB | 6-0 | 230 | South Elgin, Ill. (St. Charles North) |
| 41 | Caleb Krockover | R-So. | K | 5-9 | 195 | West Lafayette, Ind. (West Lafayette) |
| 42 | Clyde Washington | Jr. | LB | 6-3 | 235 | Medford, N.J. (Lanape) |
| 43 | Kieren Douglas | 6th | LB | 6-2 | 235 | Pickerington, Ohio (Army) |
| 44 | Kydran Jenkins | Jr. | LB/DE | 6-1 | 270 | Louisville, Ga. (Jefferson County) |
| 45 | Julio Macias | Fr. | K | 6-5 | 230 | Ligonier, Ind. (West Noble) |
| 45 | Devin Mockobee | R-Fr. | RB | 6-0 | 195 | Boonville, Ind. (Boonville) |
| 46 | Scotty Humpich | R-Sr. | LB | 6-4 | 260 | Louisville, Ky. (Murray State) |
| 47 | Brendan Cropsey | R-So. | P | 6-1 | 190 | Saline, Mich. (Saline) |
| 47 | Domanick Moon | Fr. | LB | 6-2 | 230 | Ft. Wayne, Ind. (Snider) |
| 48 | Tristan Cox | R-Fr. | LB/DL | 6-3 | 265 | Somerset, Ky. (Pulaski County) |
| 49 | Farrell Henderson III | Fr. | LB | 5-11 | 225 | Indianapolis, Ind. (Cathedral) |
| 50 | Sulaiman Kpaka | R-Jr. | DE | 6-2 | 295 | Grand Prairie, Texas (Grand Prairie) |
| 51 | Nick Taylor | R-So. | LS | 6-4 | 225 | Indianapolis, Ind. (Lawrence North) |
| 52 | Zac Tuinei | R-Jr. | LB | 6-0 | 240 | Noblesville, Ind. (Arkansas State) |

OFFENSIVE STAFF QUICK HITS

Brian Brohm
 Offensive Coordinator Quarterbacks
 6th at Purdue
Louisville '08 | Quarterback
 • Seventh season in coaching
 • Served as head coach in 2020 win over Iowa when Jeff Brohm was forced to miss the game due to COVID-19
 • Coached at Western Kentucky after an eight-year playnign career in the NFL, CFL and UFL
 • Among Louisville career leaders in passing attempts, yards, efficiency, completions, completion percentage, total offense and touchdown passes | 2006 Orange Bowl MVP



Chris Barclay
 Running Backs | 6th at Purdue
Wake Forest '05 | Running Back
 • Twelfth year in coaching
 • Coached at William & Mary, Wake Forest, Marshall and WKU
 • Played three years in the NFL - Cleveland, Tennessee, New Orleans
 • Two-time All-ACC, 2005 ACC Player of the Year, Wake Forest Hall of Fame inductee



Garrick McGee
 Wide Receivers | 1st at Purdue
Oklahoma '95 | Quarterback
 • Twenty-seventh year in coaching
 • Spent time at Florida, Missouri, Illinois, Arkansas, Northwestern
 • Head coach at UAB for 2012-13
 • Big Eight Newcomer of the Year in 1994



Dale Williams
 Offensive Line
 6th at Purdue
West Virginia '94 | Offensive Line
 • Twenty-eighth year in coaching
 • Coached at FAU, Findlay, Garnder-Webb, North Greenville and WVU
 • Won the 1994 Sugar bowl with West Virginia



Ryan Wallace
 Tight Ends/Assistant Offensive Line
 1st at Purdue
Western Kentucky '13 | Tight End
 • Tenth year in coaching
 • Coached at Austin Peay and Western Kentucky
 • Started playing career at Kentucky before transferring to WKU



ROSTER BREAKDOWN

| By Class | By State/Country | |
|--------------------|------------------|--------------------|
| Freshmen | 26 | Indiana 41 |
| Redshirt Freshmen | 13 | Ohio 9 |
| Sophomore | 1 | Michigan 8 |
| Redshirt Sophomore | 20 | Texas 8 |
| Junior | 9 | Georgia 8 |
| Redshirt Junior | 19 | Kentucky 6 |
| Senior | 5 | Illinois 6 |
| Redshirt Senior | 12 | Wisconsin 4 |
| 5th Year | 3 | New Jersey 4 |
| 6th Year | 5 | Louisiana 4 |
| 7th Year | 2 | Tennessee 3 |
| Position | | Florida 3 |
| Quarterbacks | 7 | California 2 |
| Running/Full Backs | 6 | New York 2 |
| Tight Ends | 5 | Connecticut 1 |
| Wide Receivers | 19 | Washington D.C. 1 |
| Offensive Line | 20 | Missouri 1 |
| Defensive Line | 15 | Nevada 1 |
| Linebackers | 18 | Virginia 1 |
| Defensive Backs | 16 | Massachusetts 1 |
| Specialists | 9 | Australia/Canada 1 |





DEFENSIVE STAFF QUICK HITS

Ron English

Co-Defensive Coordinator
Secondary | 2nd at Purdue
Cal '90 | Safety

- Thirty-first year in coaching
- Head coach at Eastern Michigan 2009-13
- Spent time at Arizona State, San Diego State, Michigan, Louisville, San Jose State, Mississippi State and Florida



Mark Hagen

Co-Defensive Coordinator
Defensive Line | 13th at Purdue
Indiana '91 | Linebacker

- Thirty-first year in coaching
- Previously coached at Purdue - 2000-10
- Coached at Indiana, Texas A&M, Northern Illinois
- 1991 Copper Bowl Defensive MVP | 1992 Big Ten Medal of Honor



David Elson

Linebackers | 1st at Purdue
Butler '93 | Safety


- Twenty-ninth year in coaching
- Joined Purdue in quality control in 2021 before being promoted to assistant coach in 2022
- Western Kentucky head coach 2003-09
- Spent time at WKU, Indiana, Southern Illinois, Ball State, Marian



Karl Maslowski

Special Teams/
Assistant Linebackers | 1st at Purdue
Western Kentucky '03 | Linebacker


- Eighteenth year in coaching
- Spent time at Northern Michigan, WKU, Louisville
- All-America linebacker, FCS champion at Western Kentucky



Ashton Youboty

Cornerbacks | 1st at Purdue
Ohio State '06 | Cornerback

- Sixth year in coaching
- Coached at Wisconsin and Youngstown State
- Six-year NFL career - Buffalo, Jacksonville
- 2005 First Team All-Big Ten



COACHING STAFF

Head Coach

Offensive Coordinator/Quarterbacks
Co-Defensive Coordinator/Secondary
Co-Defensive Coordinator/Defensive Line
Linebackers
Wide Receivers
Running Backs
Offensive Line
Tight Ends/Offensive Line Assistant
Cornerbacks
Director of Recruiting
Assistant Director of Recruiting
Recruiting/Operations Associate
Quality Control
Assistant Director of Recruiting/Quality Control
Recruiting/Quality Control Associate
Recruiting/Quality Control Associate
Graduate Assistant
Graduate Assistant
Graduate Assistant
Graduate Assistant
Director of Strength & Conditioning
Executive Director of Admin. & Ops/Chief of Staff
Director of Player Development

Jeff Brohm
Brian Brohm
Ron English
Mark Hagen
David Elson
Garrick McGee
Chris Barclay
Dale Williams
Ryan Wallace
Ashton Youboty
Nate Dennison
Trent Mossbrucker
Tyler Miller
JMichael Jonard
Justin Sinz
TJ McCollum
Jontavious Morris
D.J. Knox
Me'Leick Miles
Adam Mueller
Mason Petrino
Domenic Reno
Greg Brohm
Mel Mills

2022 PURDUE FOOTBALL ROSTER (CONTINUED)

| No. | Name | Cl. | Pos. | Ht. | Wt. | Hometown (High School/Previous College) |
|-----|--------------------|-------|-------|------|-----|--|
| 53 | Gus Hartwig | Jr. | OL | 6-5 | 310 | Zionsville, Ind. (Zionsville) |
| 54 | Josh Kaltenberger | R-So. | OL | 6-6 | 305 | Cranberry Township, Pa. (Seneca Valley) |
| 54 | Ben Kreul | R-So. | LB | 6-3 | 235 | Waukesha, Wis. (Catholic Memorial) |
| 55 | Malachi Preciado | Fr. | OL | 6-2 | 300 | New Orleans, La. (Warren Easton) |
| 56 | Jayden Scruggs | Fr. | DE | 6-1 | 240 | Indianapolis, Ind. (Cathedral) |
| 57 | Chris Van Eekeren | R-Jr. | K | 5-11 | 195 | Chesterton, Ind. (Chesterton) |
| 58 | Branson Deen | R-Sr. | DL | 6-2 | 285 | Indianapolis, Ind. (Lawrence Central) |
| 59 | Vince Carpenter | Fr. | OL | 6-5 | 290 | Monmouth Beach, N.J. (Red Bank) |
| 61 | Aaron Roberts | R-Fr. | OL | 6-4 | 300 | Indianapolis, Ind. (Cardinal Ritter) |
| 62 | Ben Kuhns | R-Jr. | OL | 6-4 | 295 | Pendleton, Ind. (Pendleton Heights) |
| 63 | Marcus Mbow | R-Fr. | OL | 6-5 | 305 | Milwaukee, Wis. (Wauwatosa East) |
| 64 | Mahamane Moussa | R-Fr. | OL | 6-4 | 295 | Indianapolis, Ind. (Pike) |
| 67 | Drew Woodruff | Fr. | OL | 6-3 | 270 | Louisville, Ky. (Trinity) |
| 68 | Cam Craig | R-Jr. | OL | 6-5 | 310 | Dublin, Ohio (Jerome) |
| 70 | Zach Richards | R-Fr. | OL | 6-3 | 305 | Mooresville, Ind. (Mooresville) |
| 71 | Nalin Fox | R-So. | OL | 6-5 | 300 | Pontiac, Mich. (Notre Dame Prep) |
| 72 | Sione Finau | Sr. | OL | 6-3 | 305 | Keller, Texas (FIU) |
| 73 | Daniel Johnson | R-Sr. | OL | 6-6 | 310 | London, Ontario (Kent State) |
| 74 | Eric Miller | R-Sr. | OL | 6-7 | 305 | Mason, Ohio (William Mason) |
| 75 | Spencer Holstege | R-Jr. | OL | 6-5 | 310 | Grand Rapids, Mich. (South Christian) |
| 76 | Andre Oben | Fr. | OL | 6-5 | 295 | Montclair, N.J. (St. Peter's Prep) |
| 77 | DJ Washington | 6th | OL/DL | 6-4 | 305 | Louisville, Ky. (Ballard) |
| 78 | Cross Watson | Fr. | OL | 6-4 | 290 | Portage, Mich. (Portage Central) |
| 79 | Jared Bycznski | Jr. | OL | 6-5 | 305 | Berea, Ohio (Berea-Midpark) |
| 81 | Collin Sullivan | R-So. | WR | 6-2 | 205 | Round Rock Texas (Round Rock) |
| 82 | Drew Biber | R-Fr. | TE | 6-5 | 235 | Cedarburg, Wis. (Cedarburg) |
| 83 | Zion Steptoe | Fr. | WR | 5-11 | 180 | Little Elm, Texas (Memorial) |
| 84 | Preston Terrell | R-Fr. | WR | 6-3 | 195 | Brownsville, Ind. (Brownsville) |
| 85 | Alex Maxwell | R-Jr. | WR | 6-0 | 195 | St. Leon, Ind. (East Central) |
| 86 | Max Klare | Fr. | TE | 6-4 | 230 | Guilford, Ind. (St. Xavier) |
| 87 | Payne Durham | R-Sr. | TE | 6-6 | 255 | Suwanee, Ga. (Peachtree Ridge) |
| 88 | Garrett Miller | R-Jr. | TE | 6-5 | 250 | Round Rock, Texas (Round Rock) |
| 89 | Paul Piferi | R-Jr. | TE | 6-5 | 240 | Villa Park, Calif. (Villa Park) |
| 90 | Lawrence Johnson | R-Sr. | DT | 6-3 | 310 | Fort Wayne, Ind. (Snider) |
| 91 | Cole Brevard | R-So. | DT | 6-3 | 315 | Carmel, Ind. (Penn State) |
| 91 | Ben Buechel | R-So. | TE | 6-4 | 245 | New Berlin, Wis. (Eisenhower) |
| 92 | Mo Omonode | Fr. | DT | 6-0 | 285 | West Lafayette, Ind. (West Lafayette) |
| 93 | Prince Boyd Jr. | R-Jr. | DT | 6-1 | 290 | New Haven, Conn. (Independence CC) |
| 94 | J.P. Deeter | Fr. | DT | 6-3 | 285 | Manvel, Texas (Manvel) |
| 95 | Joe Anderson | R-Jr. | DE | 6-4 | 275 | Murfreesboro, Tenn. (South Carolina) |
| 96 | Khordae Sydnor | R-Fr. | DE | 6-4 | 275 | New Rochelle, N.Y. (Iona Preparatory School) |
| 97 | Semisi Fakasiieiki | 7th | LB | 6-2 | 230 | Compton, Calif. (Dominguez) |
| 98 | Greg Hudgins III | R-So. | DE | 6-4 | 285 | Washington, D.C. (St. John's College Prep) |
| 99 | Jack Sullivan | R-Sr. | DE | 6-5 | 275 | Plainfield, Ill. (Plainfield East) |

PRONUNCIATIONS

| | | | |
|--------------------|-------------------------------|----------------------|----------------------------|
| Michael Alaimo | ah-LIE-moe | Malachi Preciado | mal-la-KIE PRESH-ee-ya-doe |
| Ben Buechel | BEEK-ul | Khordae Sydnor | core-DAY SID-nor |
| Drew Biber | like bib | Zac Tuinei | TWO-en-nay |
| Jared Bycznski | buh-ZHIN-skee | Chris Van Eekeren | EE-ker-ren |
| Elijah Canion | canyon | Abdur-Rahmaan Yaseen | Ab-DUR rah-MAHN yah-SEEN |
| Cam Childers | Child like a kid | Nick Zecchino | Zeh-KEEN-no |
| King Doerue | doe-RUE | | |
| Semisi Fakasiieiki | Sah-ME-see fah-kah-SEE-yek-ee | | |
| Sione Finau | SEE-own-nay FEE-now | Mark Hagen | HAY-gen |
| Mitchell Fineran | FIN-er-en | Ashton Youboty | you-BO-tee |
| Nalin Fox | NAY-lin | | |
| Christian Gelov | hard g | | |
| Spencer Holstege | HOLE-stedge | | |
| Scotty Humpich | HUMP-pick | | |
| Kydran Jenkins | KAY-drun | | |
| Sanoussi Kane | sa-NEW-see | | |
| Yanni Karlaftis | car-LOFT-tis | | |
| Sulaiman Kpaka | SUE-luh-man POCK-ah | | |
| Ben Kruel | KRILE | | |
| Ben Kuhns | KYU-hns | | |
| Damarjhe Lewis | dah-MAR-jay | | |
| Marcus Mbow | like bow and arrow | | |
| Mahamane Moussa | Ma-hah-men MOOS-a | | |
| Mo Omonode | oh-mo-NO-day | | |
| Paul Piferi | Pih-FAIR-ee | | |



GAME 10 NOTES • Purdue at IllinoisHEAD COACH JEFF BROHM

Jeff Brohm enters his sixth year at the helm of the Purdue Football. A program with a combined nine wins in the four seasons prior to Brohm's arrival, Purdue matched that output in one season – a memorable 2021 campaign – as the Boilermakers continue to be on the rise under Brohm's leadership.

Brohm's three fundamental concepts – playing harder, tougher and smarter than the opposition – have been the benchmarks for his program. His calling cards of creative play-calling and an explosive, high-powered offense has led Purdue to average 419.8 yards per game and 276 points per game in his first five seasons.

Playing in Brohm's offense, Boilermakers have been recognized across the league and nationally. They have collected a variety of individual honors, including back-to-back Big Ten Freshman of the Year awards (Rondale Moore – 2018, David Bell – 2019), two Big Ten Wide Receiver of the Year awards (Moore – 2018, Bell – 2021), the Big Ten Tight End of the Year award (Brycen Hopkins – 2019), and the 2018 Paul Hornung Award winner (Moore) as the nation's most versatile player.

Three Boilermakers have become All-Americans during Brohm's tenure in West Lafayette. Rondale Moore became first true freshman consensus First Team All-American in Big Ten history in 2018 before wide receiver David Bell and defensive end George Karlaftis earned All-American honors following the 2021 season. Bell was a consensus All-American, joining Moore as the second under Brohm and the 21st in Purdue history.

Brohm and his staff continue to make moves on the recruiting trail, signing two of the highest-ranked recruiting classes in school history 2019 and 2020. Purdue's 2019 class was ranked 25th nationally - the highest since Joe Tiller inked the No. 20 class in 2004.

The 2021 season featured a 9-4 record, the second-most wins in a single season in Purdue history. The Boilermakers tied for second in the Big Ten West, which included a pair of Top 5 victories over No. 2 Iowa and No. 3 Michigan State. The season was capped off with a thrilling 48-45 overtime victory over Tennessee at the TransPerfect Music City Bowl in Nashville.

Purdue exceeded all expectations in his first season in 2017 and made noise throughout college football. The Boilermakers won seven games, recaptured both of its rivalry trophies (the Cannon and the Old Oaken Bucket), and capped the season with Foster Farms Bowl victory over Arizona. They followed that up in 2018 with another Bowl appearance, and Top 25 victories over Boston College, Iowa, and a historic victory over No. 2 Ohio State.

Brohm was hired Dec. 5, 2016, as the 36th full-time head football coach in Purdue history. Widely regarded as one of the most innovative offensive masterminds in college football, he became the first former quarterback to engineer the Boilermakers since Bob DeMoss in 1970.

Brohm came to the Boilermakers from Western Kentucky, where he compiled a remarkable 30-10 overall record from 2014 to 2016. The Hilltoppers were league champions in 2015 and 2016. They

won the 2014 Bahamas Bowl and the 2015 Miami Beach Bowl, as well as the 2016 Boca Raton Bowl.

Under Brohm, the Hilltoppers averaged 44.6 points, 356.6 passing yards and 526.2 yards of total offense per game over three seasons. Western Kentucky broke more than 75 school offensive records since 2013, when Brohm served as assistant head coach, offensive coordinator and quarterbacks coach.

Western Kentucky ranked in the top 10 nationally in scoring offense, passing offense and total offense each of Brohm's three seasons as head coach.

Previously, Brohm served as an assistant coach at Louisville (quarterbacks 2003-06, assistant head coach/passing game 2007, assistant head coach/offensive coordinator 2008), Florida Atlantic (quarterbacks 2009), Illinois (quarterbacks 2010-11), UAB (offensive coordinator/quarterbacks 2012) and Western Kentucky (assistant head coach/offensive coordinator/quarterbacks 2013). He began his career as the head coach of the Louisville Fire in the af2 in 2002.

Brohm enjoyed an outstanding collegiate career at Louisville from 1989 to 1993. A three-year starter, he still ranks among the Cardinals' career leaders in touchdown passes, total offense, completion percentage, passing yards, passing efficiency, passing attempts and completions through the 2020 season. Brohm was voted the team's Most Valuable Player during both his junior and senior seasons, and his number 11 became part of the Louisville Ring of Honor in 2006.

Brohm played in the NFL six different franchises. In eight career games - all with the 49ers - he completed 37 of 58 passes (63.8%) for 353 yards with one touchdown and one interception. His best game came Oct. 27, 1996, when he completed 19 of 30 passes for 176 yards and a touchdown to lead San Francisco to a 10-9 win over the Houston Oilers. In 2001, Brohm played in the XFL for the Orlando Rage and was named first-team All-XFL.

Brohm was a standout player at Trinity High School in Louisville, Kentucky. He won the Kentucky Mr. Football Award as a senior in 1988 while leading the Shamrocks to a state championship and undefeated season. Brohm was named the Kentucky High School Player of the Decade for the 1980s and was inducted into the Kentucky High School Athletic Association Hall of Fame in 2014.

A native of Louisville, Brohm (born April 24, 1971) earned his bachelor's degree in business administration in 1994. He and his wife, Jennifer, have a son, Brady, and a daughter, Brooke. Jeff is one of four family members to be a football letterwinner at Louisville - father, Oscar (quarterback 1966-69), and brothers, Greg (wide receiver 1989-92) and Brian (quarterback 2004-07). The Brohm family, including mother, Donna, and sister, Kim, was inducted into the Louisville Catholic Sports Hall of Fame in 2013.



BOILERMAKERS BY THE NUMBERS

| Stat | 2022 | Brohm Era |
|--------------------------------------|----------|-----------|
| Overall..... | 5-4..... | 33-33 |
| Big Ten..... | 3-3..... | 23-25 |
| Non-Conference..... | 2-1..... | 10-8 |
| Bowl/Current Streak..... | -..... | 2-1 / W |
| At Ross-Ade Stadium..... | 3-2..... | 18-17 |
| True Road Games..... | 2-2..... | 13-14 |
| Neutral Site..... | -..... | 2-2 |
| Day game..... | 3-3..... | 28-24 |
| Night game..... | 2-1..... | 5-9 |
| BTN..... | 4-0..... | 14-13 |
| FOX..... | 0-1..... | 2-4 |
| FS1..... | 0-1..... | 4-2 |
| ABC..... | -..... | 3-1 |
| ESPN..... | 0-1..... | 1-6 |
| ESPN2..... | 1-1..... | 7-6 |
| SECN..... | -..... | 1-0 |
| CBS Sports..... | -..... | 1-1 |
| August/September..... | 2-2..... | 10-11 |
| October..... | 3-1..... | 11-10 |
| November..... | 0-1..... | 10-10 |
| December..... | -..... | 2-2 |
| vs. FBS Top-25 teams..... | 1-0..... | 6-9 |
| vs. FBS non-ranked teams..... | 3-4..... | 26-24 |
| vs. FCS teams..... | 1-0..... | 1-0 |
| On artificial turf..... | 2-2..... | 11-10 |
| On natural grass..... | 3-2..... | 22-22 |
| Scoring first..... | 4-1..... | 22-8 |
| Opponent scores first..... | 1-3..... | 11-25 |
| Scoring on First Drive..... | 3-0..... | 17-7 |
| Opp Scoring on First Drive..... | 1-1..... | 11-23 |
| Leading after 1st quarter..... | 4-2..... | 17-4 |
| Tied/Trailing after 1st quarter..... | 1-2..... | 16-29 |
| Leading at halftime..... | 4-1..... | 28-9 |
| Tied/Trailing at halftime..... | 1-3..... | 5-24 |
| Leading after 3rd quarter..... | 3-1..... | 27-5 |
| Tied/Trailing after 3rd quarter..... | 2-3..... | 6-28 |
| Overtime..... | -..... | 1-2 |
| Scoring 0-14 points..... | 0-1..... | 1-14 |
| Scoring 15-28 points..... | 2-1..... | 8-9 |
| Scoring 29-39 points..... | 1-2..... | 12-8 |
| Scoring 40+ points..... | 2-0..... | 12-2 |
| Allowing 0-14 points..... | 2-0..... | 12-1 |
| Allowing 15-28 points..... | 1-1..... | 15-12 |
| Allowing 29+ points..... | 2-3..... | 6-20 |
| Rushing for 100 yds or more..... | 4-1..... | 21-10 |
| Rushing for under 100 yds..... | 1-3..... | 12-23 |
| Opp Rushes for 200 yds or more..... | -..... | 4-10 |
| Opp Rushes for under 200 yds..... | 5-4..... | 29-23 |
| Passing for 300 yds or more..... | 2-3..... | 19-13 |
| Passing for under 300 yds..... | 3-1..... | 14-20 |
| Opp Passes for 300 yds or more..... | 2-1..... | 8-10 |
| Opp Passes for under 300 yds..... | 3-3..... | 24-23 |
| Outgains opponent..... | 3-3..... | 26-7 |
| Total offense 300+ yds..... | 5-3..... | 32-23 |
| Allow 300+ yds total offense..... | 4-4..... | 23-30 |
| Total offense 400+ yds..... | 2-3..... | 24-16 |
| Allow 400+ yds total offense..... | 2-1..... | 14-20 |
| Total offense 500+ yds..... | 2-0..... | 12-3 |
| Allow 500+ yds total offense..... | -..... | 3-7 |
| No turnovers..... | -..... | 8-2 |
| Less than three turnovers..... | 3-3..... | 29-27 |
| Three or more turnovers..... | 2-1..... | 4-6 |
| No takeaways..... | 0-2..... | 1-17 |
| Three or more takeaways..... | 2-0..... | 7-4 |
| Wins the turnover battle..... | 2-0..... | 16-4 |
| Wins time of possession..... | 5-3..... | 24-10 |
| Games decided by 1-8 points..... | 3-2..... | 14-18 |
| Games decided by 9-16 points..... | 1-1..... | 6-5 |
| Games decided by 17-24 points..... | 0-1..... | 6-6 |
| Games decided by 25+ points..... | 1-0..... | 7-4 |

| COACHING HISTORY | | OVR | CONF. | BOWL |
|-----------------------------|-------------------------------|---------------------------------|-----------------------|----------------------|
| Purdue University | Head Coach, 2017-Present | 2014 | Western Kentucky 8-5 | 4-4 W - Bahamas |
| Western Kentucky | Head Coach, 2014-16 | 2015 | Western Kentucky 12-2 | 8-0 W - Miami Beach |
| Western Kentucky | AHC/OC/QBs - 2013 | 2016 | Western Kentucky 10-3 | 7-1 Boca Raton |
| UAB | OC/QBs - 2012 | WKU TOTAL 30-10 19-5 2-0 | | |
| Illinois | Quarterbacks - 2010-11 | 2017 | Purdue 7-6 | 4-5 W - Foster Farms |
| FAU | Quarterbacks - 2009 | 2018 | Purdue 6-7 | 5-4 L - Music City |
| Louisville | AHC/OC - 2008 | 2019 | Purdue 4-8 | 3-6 |
| Louisville | AHC/Passing - 2007 | 2020 | Purdue 2-4 | 2-4 |
| Louisville | Quarterbacks - 2003-06 | 2021 | Purdue 9-4 | 6-3 W - Music City |
| Louisville Fire AF2 | Head Coach - 2002 | 2022 | Purdue 5-4 | 3-3 |
| PLAYING CAREER | | PURDUE TOTALS | 33-33 | 23-25 2-1 |
| Orlando Rage - 2001 | San Francisco 49ers - 1996-97 | CAREER TOTALS 63-43 4-1 | | |
| Cleveland Browns - 2000 | Washington - 1995 | | | |
| Denver Broncos - 1999 | San Diego Chargers - 1994 | | | |
| Tampa Bay Buccaneers - 1998 | Louisville - 1989-1993 | | | |





OFFENSIVE STARTERS

| | QB | RB/WR | TE/WR | WR/TE/FB | WR | WR | LT | LG | C | RG | RT |
|---------------|-----------|----------|--------|-----------|-----------|-------|-----------|----------|---------|------|------------|
| PENN STATE | O'Connell | Doerue | Durham | Sheffield | Thompson | Jones | E. Miller | Holstege | Hartwig | Mbow | Craig |
| INDIANA STATE | O'Connell | Doerue | Durham | Tracy Jr. | Thompson | Jones | E. Miller | Holstege | Hartwig | Mbow | Craig |
| Syracuse | O'Connell | Downing | Duharm | Sheffield | Rice | Jones | E. Miller | Holstege | Hartwig | Mbow | Craig |
| FAU | Burton | Downing | Durham | Sheffield | Tracy Jr. | Jones | E. Miller | Holstege | Hartwig | Mbow | D. Johnson |
| Minnesota | O'Connell | Downing | Durham | Furtney | Sheffield | Jones | E. Miller | Holstege | Hartwig | Mbow | D. Johnson |
| Maryland | O'Connell | Downing | Durham | Furtney | Sheffield | Jones | Moussa | Holstege | Hartwig | Mbow | E. Miller |
| NEBRASKA | O'Connell | Mockobee | Durham | Rice | Tracy Jr. | Jones | Moussa | Holstege | Hartwig | Mbow | E. Miller |
| Wisconsin | O'Connell | Mockobee | Durham | Sowinski | Sheffield | Jones | Moussa | Holstege | Hartwig | Mbow | E. Miller |
| IOWA | O'Connell | Mockobee | Durham | Tracy Jr. | Sheffield | Jones | Moussa | Holstege | Hartwig | Mbow | E. Miller |
| Illinois | | | | | | | | | | | |
| NORTHWESTERN | | | | | | | | | | | |
| Indiana | | | | | | | | | | | |

DEFENSIVE STARTERS

| | DE | DT | DT/DE | LB/DE | LB | LB | LB/DB | DB | DB | DB | DB |
|---------------|-------------|----------|------------|---------|-------------|----------|----------|-------|----------|--------------|-----------|
| PENN STATE | J. Sullivan | Deen | L. Johnson | Jenkins | Graham | Douglas | Brothers | Trice | C. Allen | C. Jefferson | R. Taylor |
| INDIANA STATE | J. Sullivan | Boyd Jr. | L. Johnson | Jenkins | Brothers | Douglas | Kane | Trice | C. Allen | C. Jefferson | R. Taylor |
| Syracuse | J. Sullivan | Deen | L. Johnson | Jenkins | Brothers | Douglas | Kane | Trice | C. Allen | C. Jefferson | R. Taylor |
| FAU | J. Sullivan | Deen | L. Johnson | Jenkins | Brothers | Douglas | Kane | Trice | C. Allen | C. Jefferson | Brown |
| Minnesota | J. Sullivan | Deen | L. Johnson | Jenkins | Brothers | Douglas | Kane | Trice | C. Allen | C. Jefferson | R. Taylor |
| Maryland | J. Sullivan | Deen | L. Johnson | Jenkins | Fakasiieiki | Wahlberg | Graham | Trice | C. Allen | C. Jefferson | R. Taylor |
| NEBRASKA | J. Sullivan | Deen | L. Johnson | Jenkins | Fakasiieiki | Douglas | Graham | Trice | C. Allen | Kane | R. Taylor |
| Wisconsin | J. Sullivan | Deen | L. Johnson | Jenkins | Washington | Douglas | Graham | Trice | C. Allen | Kane | R. Taylor |
| IOWA | J. Sullivan | Deen | L. Johnson | Jenkins | Fakasiieiki | Douglas | Graham | Trice | Hampton | Kane | R. Taylor |
| Illinois | | | | | | | | | | | |
| NORTHWESTERN | | | | | | | | | | | |
| Indiana | | | | | | | | | | | |

CAREER STARTS

| Player | Position | 19 | 20 | 21 | 22 | Total | Consecutive |
|-----------------------|----------|-------------------|-------------------|-------------------|------|-------|-------------|
| Cam Allen | DB | -- | 5 | 13 | 8 | 26 | |
| Prince James Boyd Jr. | DT | -- | -- | -- | 1 | 1 | |
| QC Brothers | LB/DB | -- | -- | -- | 5 | 5 | |
| Jamari Brown | DB | 3 (at UK) | -- | 11 | 1 | 15 | |
| Austin Burton | QB | 1 (at UCLA) | -- | -- | 1 | 1 | |
| Cam Craig | OL | -- | -- | 2 | 3 | 5 | |
| Branson Deen | DL | -- | 4 | 11 | 7 | 23 | 7 |
| Tee Densen | DB | -- | -- | 1 (at Kanas St.) | -- | 1 | |
| King Doerue | RB | 8 | 0 | 6 | 2 | 16 | |
| Dylan Downing | RB | -- | -- | -- | 4 | 4 | |
| Kieren Douglas | LB | -- | 1 | 13 | 7 | 21 | 3 |
| Payne Durham | TE | 4 | 6 | 10 | 8 | 29 | 13 |
| Semisi Fakasiieiki | LB | -- | 4 | 1 | 2 | 8 | 1 |
| Sione Finau | OL | 1 (at FIU) | 5 (at FIU) | 9 (at FIU) | -- | 15 | |
| Ben Furtney | FB/LB | -- | -- | -- | 2/-- | 2/-- | |
| Jalen Graham | LB | 8 | 5 | 13 | 4 | 31 | 4 |
| Bryce Hampton | DB | -- | -- | 11 (at Adams St.) | -- | 12 | 1 |
| Gus Hartwig | OL | -- | 3 | 13 | 8 | 25 | 25 |
| Spencer Holstege | OL | -- | 5 | 13 | 8 | 27 | 27 |
| Scotty Humpich | LB | 7 (at Murray St.) | 7 (at Murray St.) | 4 (at Murray St.) | -- | 18 | |
| Chris Jefferson | DB | 6 (at Findlay) | 11 (at Findlay) | -- | 5 | 22 | |
| Kydran Jenkins | LB | -- | -- | 10 | 8 | 19 | 10 |
| Daniel Johnson | OL | 4 | 3 | 3 | 2 | 12 | |
| Lawrence Johnson | DL | 9 | 2 | 13 | 8 | 33 | 22 |
| Charlie Jones | WR | 1 (at Buffalo) | -- | 10 (at Iowa) | 8 | 20 | 9 |
| Sanoussi Kane | DB | -- | -- | 1 | 7 | 9 | 8 |
| Damarjhe Lewis | DL | -- | -- | 2 | -- | 2 | |
| Marcus Mbow | OL | -- | -- | -- | 8 | 9 | 9 |
| Eric Miller | OL | 2 | 0 | 13 | 8 | 24 | 24 |
| Garrett Miller | TE | -- | 1 | 4 | -- | 5 | |
| Devin Mockobee | RB | -- | -- | -- | 2 | 3 | 3 |
| Mahamane Moussa | OL | -- | -- | -- | 3 | 4 | 4 |
| Aidan O'Connell | QB | 3 | 3 | 9 | 7 | 23 | 5 |
| Mershawn Rice | WR | -- | -- | -- | 2 | 2 | |
| TJ Sheffield | WR | -- | -- | 4 | 6 | 11 | 2 |
| Andrew Sowinski | WR | -- | -- | -- | 1 | 1 | |
| Jack Sullivan | DL | -- | 2 | 3 | 8 | 14 | 12 |
| Reese Taylor | DB | 1 (at IU) | 4 (at IU) | 4 (at IU) | 7 | 17 | 5 |
| Broc Thompson | WR | 4 (at Marshall) | 4 (at Marshall) | 3 | 2 | 13 | |
| Tyrone Tracy | WR | -- | 4 | 4 | 3 | 12 | 1 |
| Cory Trice | DB | 5 | 6 | 2 | 8 | 22 | 9 |
| Clyde Washington | LB | -- | -- | -- | 1 | 1 | |
| DJ Washington | OL/DL | -- | 1 | - | -- | 1 | |



GAME 10 NOTES • Purdue at Illinois

GAME-BY-GAME PASSING

AIDAN O'CONNELL

| Game | C-P-I | Pct. | Yds | TD | Long | Sack |
|---------------|------------|------|-------|----|------|--------|
| PENN STATE | 30-59-0 | 50.8 | 365 | 1 | 30 | 2-17 |
| INDIANA STATE | 17-19-0 | 89.5 | 211 | 4 | 36 | 0 |
| Syracuse | 39-56-1 | 69.6 | 424 | 3 | 55 | 0 |
| FAU | - | - | - | - | - | - |
| Minnesota | 27-40-2 | 67.5 | 199 | 0 | 28 | 2-10 |
| Maryland | 30-41-1 | 73.1 | 360 | 2 | 56 | 5-31 |
| NEBRASKA | 35-54-1 | 64.8 | 391 | 4 | 32 | 0-0 |
| Wisconsin | 31-46-3 | 67.3 | 320 | 1 | 29 | 2-13 |
| IOWA | 20-43-2 | 46.5 | 168 | 0 | 41 | 3-29 |
| Illinois | | | | | | |
| NORTHWESTERN | | | | | | |
| Indiana | | | | | | |
| Totals | 229-358-10 | 64.0 | 2,438 | 15 | 56 | 14-100 |

AUSTIN BURTON

| Game | C-P-I | Pct. | Yds | TD | Long | Sack |
|---------------|---------|------|-----|----|------|------|
| PENN STATE | - | - | - | - | - | - |
| INDIANA STATE | 3-3-0 | 100 | 33 | 0 | 15 | 0 |
| Syracuse | - | - | - | - | - | - |
| FAU | 21-29-1 | 72.4 | 166 | 3 | 28 | 1-6 |
| Minnesota | - | - | - | - | - | - |
| Maryland | - | - | - | - | - | - |
| NEBRASKA | - | - | - | - | - | - |
| Wisconsin | - | - | - | - | - | - |
| IOWA | - | - | - | - | - | - |
| Illinois | | | | | | |
| NORTHWESTERN | | | | | | |
| Indiana | | | | | | |
| Totals | 24-32-1 | 75.0 | 199 | 3 | 28 | 1-6 |

MICHAEL ALAIMO

| Game | C-P-I | Pct. | Yds | TD | Long | Sack |
|---------------|-------|------|-----|----|------|------|
| PENN STATE | - | - | - | - | - | - |
| INDIANA STATE | 4-5-0 | 80.0 | 37 | 0 | 19 | 0 |
| Syracuse | - | - | - | - | - | - |
| FAU | 1-2-0 | 50.0 | 0 | 0 | 0 | 0 |
| Minnesota | - | - | - | - | - | - |
| Maryland | - | - | - | - | - | - |
| NEBRASKA | - | - | - | - | - | - |
| Wisconsin | - | - | - | - | - | - |
| IOWA | - | - | - | - | - | - |
| Illinois | | | | | | |
| NORTHWESTERN | | | | | | |
| Indiana | | | | | | |
| Totals | 5-7-0 | 71.4 | 37 | 0 | 19 | 0 |

GAME-BY-GAME RUSHING (NO.-YDS.-TD)

| Game | Total | PSU | ISU | SU | FAU | Minn. | Mary. | Neb. | Wisc. | Iowa | Ill. | NU | IU |
|------------------|----------|---------|---------|---------|----------|----------|---------|----------|----------|---------|------|----|----|
| Devin Mockobee | 94-518-5 | - | 13-78-1 | 7-22-1 | 6-37-0 | 11-112-1 | 13-26-1 | 30-178-1 | 23-108-1 | 14-65-0 | | | |
| Dylan Downing | 67-284-4 | 4-12-0 | 11-57-1 | 10-22-0 | 15-113-1 | 10-32-1 | 8-13-1 | - | - | 9-35-0 | | | |
| King Doerue | 26-95-3 | 15-57-2 | 3-7-0 | - | - | - | - | 8-31-0 | 1-2-0 | - | | | |
| Kobe Lewis | 24-78-0 | - | 12-44-0 | 1-3-0 | 4-22-0 | 2-7-0 | 1-1-0 | 3-10-0 | 5-21-0 | 1-1-0 | | | |
| Austin Burton | 12-37-0 | - | 2-15-0 | - | 8-15-0 | - | - | - | - | 2-7-0 | | | |
| Michael Alaimo | 2-13-0 | - | 1-6-0 | - | 1-7-0 | - | - | - | - | - | | | |
| Tyrone Tracy Jr. | 2-3-0 | - | - | - | - | - | 1-22-0 | - | - | 1-5-0 | | | |
| TJ Sheffield | 2-1-0 | 1-7-0 | - | 1-6-0 | - | - | - | - | - | - | | | |

GAME-BY-GAME RECEIVING (NO.-YDS.-TD)

| Game | Total | PSU | ISU | SU | FAU | Minn. | Mary. | Neb. | Wisc. | Iowa | Ill. | NU | IU |
|----------------------|----------|----------|---------|----------|--------|--------|---------|----------|----------|----------|------|----|----|
| Charlie Jones | 73-944-9 | 12-153-1 | 9-133-3 | 11-188-1 | 9-59-2 | 6-55-0 | 3-15-0 | 12-132-2 | 10-105-0 | 10-104-0 | | | |
| Payne Durham | 41-411-4 | 3-43-0 | 1-7-0 | 9-83-2 | 4-17-0 | 4-21-0 | 7-109-1 | 5-30-0 | 6-66-1 | 2-35-0 | | | |
| TJ Sheffield | 25-275-3 | 4-49-0 | - | 5-45-0 | 2-22-1 | 2-20-0 | 4-48-0 | 5-70-2 | 3-21-0 | - | | | |
| Mershawn Rice | 15-209-1 | 3-59-0 | - | 2-31-0 | - | - | - | 2-29-0 | 3-36-0 | - | | | |
| Tyrone Tracy Jr. | 24-188-0 | 2-17-0 | 4-37-0 | 5-24-0 | 3-9-0 | 4-14-0 | 3-48-0 | 2-21-0 | 1-18-0 | - | | | |
| Deion Burks | 13-134-0 | - | 2-31-0 | 3-38-0 | - | 4-35-0 | - | - | 3-30-0 | 1-2-0 | | | |
| Devin Mockobee | 14-133-0 | - | 1-1-0 | 2-7-0 | 4-59-0 | 1-5-0 | 3-30-0 | 2-28-0 | - | 2-3-0 | | | |
| Paul Piferi | 7-89-1 | - | 1-26-1 | 2-8-0 | - | 1-18-0 | 1-12-0 | - | 1-23-0 | 1-2-0 | | | |
| Dylan Downing | 10-81-0 | 1-6-0 | 1-15-0 | - | - | 4-28-0 | 2-17-0 | - | - | 2-15-0 | | | |
| King Doerue | 6-57-0 | 2-10-0 | 1-7-0 | - | - | - | - | 2-38-0 | 1-2-0 | - | | | |
| Andrew Sowinski | 6-47-0 | - | - | - | - | - | 1-7-0 | 4-34-0 | 1-6-0 | - | | | |
| Broc Thompson | 3-28-0 | 3-28-0 | - | - | - | - | - | - | - | - | | | |
| Ben Furtney | 1-20-0 | - | - | - | - | - | 1-20-0 | - | - | - | | | |
| Kobe Lewis | 4-21-0 | - | - | - | - | 1-3-0 | - | - | 2-13-0 | 1-5-0 | | | |
| Abdur-Rahmaan Yaseen | 2-13-0 | - | - | - | - | - | - | 1-9-0 | - | 1-4-0 | | | |
| Preston Terrell | 2-12-0 | - | 2-12-0 | - | - | - | - | - | - | - | | | |
| Alex Maxwell | 1-8-0 | - | 1-8-0 | - | - | - | - | - | - | - | | | |
| Drew Biber | 1-6-0 | - | 1-6-0 | - | - | - | - | - | - | - | | | |
| Collin Sullivan | 1-6-0 | - | 1-6-0 | - | - | - | - | - | - | - | | | |

GAME-BY-GAME KICKING/PUNTING

Mitchell Fineran (Kick)

| Game | PAT | FG | FGs |
|---------------|-------|-------|-------------------|
| PENN STATE | 4-4 | 1-1 | 36 |
| INDIANA STATE | 7-7 | 0-0 | - |
| Syracuse | 2-3 | 1-2 | 41(41) |
| FAU | 4-4 | 0-1 | (47) |
| Minnesota | 2-2 | 2-2 | 43,25 |
| Maryland | 4-4 | 1-1 | 39 |
| NEBRASKA | 4-5 | 3-4 | 37,37(41),34 |
| Wisconsin | 3-3 | 1-2 | (26), 36 |
| IOWA | 0-0 | 1-1 | 36 |
| Illinois | | | |
| NORTHWESTERN | | | |
| Indiana | | | |
| Totals | 30-32 | 10-14 | () indicates miss |

Jack Ansell (Punt)

| Game | No.-Avg. | Long | I20 | TB | 50+ |
|---------------|----------|------|-----|----|-----|
| PENN STATE | 7-43.4 | 55 | 1 | 1 | 1 |
| INDIANA STATE | 2-43.5 | 46 | 0 | 0 | 0 |
| Syracuse | 3-40.0 | 44 | 1 | 0 | 0 |
| FAU | 3-55.3 | 67 | 1 | 1 | 2 |
| Minnesota | 5-46.6 | 54 | 1 | 2 | 3 |
| Maryland | 4-40.2 | 49 | 1 | 0 | 0 |
| NEBRASKA | 1-40.0 | 40 | 0 | 1 | 0 |
| Wisconsin | 3-42.3 | 44 | 1 | 0 | 0 |
| IOWA | 6-36.2 | 59 | 2 | 0 | 1 |
| Illinois | | | | | |
| NORTHWESTERN | | | | | |
| Indiana | | | | | |
| Totals | 33-42.8 | 67 | 8 | 5 | 7 |

Brendan Cropsey (Punt)

| Game | No.-Avg. | Long | I20 | TB | 50+ |
|---------------|----------|------|-----|----|-----|
| PENN STATE | 1-41.0 | 41 | 0 | 0 | 0 |
| INDIANA STATE | - | - | - | - | - |
| Syracuse | - | - | - | - | - |
| FAU | - | - | - | - | - |
| Minnesota | - | - | - | - | - |
| Maryland | - | - | - | - | - |
| NEBRASKA | - | - | - | - | - |
| Wisconsin | - | - | - | - | - |
| IOWA | 1-47.0 | 47 | - | - | - |
| Illinois | | | | | |
| NORTHWESTERN | | | | | |
| Indiana | | | | | |
| Totals | 2-44.0 | 47 | 0 | 0 | 0 |





GAME-BY-GAME TACKLES (UA-AST-TOT)

| Game | Total | PSU | ISU | SU | FAU | Minn. | Mary. | Neb. | Wisc. | Iowa | Ill. | NU | IU |
|--------------------|---------|-------|-------|-------|-------|-------|-------|-------|-------|-------|------|----|----|
| Sanoussi Kane | 34-43 | 1-2-3 | 6-1-7 | 6-1-7 | 1-1-2 | 3-2-5 | 6-0-6 | 1-1-2 | 5-0-5 | 5-1-6 | | | |
| Cam Allen | 27-6-33 | 4-2-6 | 2-0-2 | 4-1-5 | 4-0-4 | 1-3-4 | 3-0-3 | 4-0-4 | 2-0-2 | 3-0-3 | | | |
| Jalen Graham | 22-5-27 | 4-2-6 | - | - | - | - | 9-0-9 | 6-0-6 | 2-2-4 | 1-1-2 | | | |
| Bryce Hampton | 18-0-18 | - | 3-0-3 | 2-0-2 | - | 7-0-7 | 1-0-1 | 1-0-1 | 1-0-1 | 3-0-3 | | | |
| Jacob Wahlberg | 18-8-26 | 1-0-1 | 3-0-3 | 1-2-3 | 7-1-8 | 2-2-4 | 1-2-3 | 1-0-1 | - | 2-1-3 | | | |
| Jack Sullivan | 18-6-24 | 3-0-3 | 2-0-2 | 2-3-5 | 2-0-2 | 0-2-2 | 3-0-3 | 2-2-4 | 1-0-1 | 3-0-3 | | | |
| Semisi Fakasiieiki | 17-7-24 | - | - | - | 4-1-5 | 5-3-8 | 2-0-2 | 0-1-1 | 6-1-7 | 0-1-1 | | | |
| Reese Taylor | 17-3-20 | 2-0-2 | 1-0-1 | 5-0-5 | - | 2-1-3 | 1-0-1 | 2-0-2 | 2-1-3 | 2-1-3 | | | |
| Kieren Douglas | 17-7-24 | 4-1-5 | 0-1-1 | 3-0-3 | 5-2-7 | 0-1-1 | - | 1-1-2 | 3-1-4 | 1-0-1 | | | |
| Cory Trice | 14-1-15 | 1-0-1 | - | 3-1-4 | 1-0-1 | - | 5-0-5 | 1-0-1 | 1-0-1 | 2-0-2 | | | |
| Branson Deen | 13-9-2 | - | 2-0-2 | 1-1-2 | 1-3-4 | 3-3-6 | 1-1-2 | 2-0-2 | 0-1-1 | 3-0-3 | | | |
| OC Brothers | 13-3-16 | 4-1-5 | 1-0-1 | - | 5-1-6 | - | - | - | 2-1-3 | 1-0-1 | | | |
| Chris Jefferson | 12-5-17 | 5-2-7 | - | 3-2-5 | 3-0-3 | 1-1-2 | - | - | - | - | | | |
| Khordae Sydnor | 12-3-15 | 2-1-3 | 4-0-4 | - | - | 1-1-2 | 3-0-3 | - | 1-0-1 | 1-1-2 | | | |
| Kydran Jenkins | 12-3-15 | - | 2-0-2 | 2-0-2 | 1-1-2 | 2-1-3 | 1-0-1 | 2-0-2 | - | 2-1-3 | | | |
| Scotty Humpich | 10-6-16 | 3-2-5 | 1-0-1 | 0-2-2 | 3-0-3 | 2-1-3 | - | - | 0-1-1 | 1-0-1 | | | |
| Clyde Washington | 10-3-13 | 4-1-5 | - | 0-1-1 | - | 1-0-1 | 3-0-3 | 2-0-2 | 0-1-1 | - | | | |
| Jamari Brown | 10-0-10 | 1-0-1 | - | 1-0-1 | 3-0-3 | - | 1-0-1 | 2-0-2 | - | 2-0-2 | | | |
| Lawrence Johnson | 9-8-14 | 0-1-1 | 1-1-2 | 1-0-1 | 2-2-4 | 2-1-3 | 1-0-1 | 0-1-1 | 0-1-1 | 2-1-3 | | | |
| Prince Boyd Jr. | 6-5-11 | 2-3-5 | 2-0-2 | 1-2-3 | - | - | 1-0-1 | - | - | - | | | |
| Sulaiman Kpaka | 5-5-10 | - | 0-1-1 | - | 0-1-1 | 2-0-2 | 1-0-1 | 1-2-3 | 0-1-1 | 1-0-1 | | | |
| Nic Caraway | 5-4-9 | - | 1-1-2 | 0-1-1 | 1-0-1 | - | 0-1-1 | 1-0-1 | 0-1-1 | 2-0-2 | | | |
| Mo Omonode | 4-1-5 | - | 2-0-2 | - | 1-1-2 | - | - | - | - | 1-0-1 | | | |
| Cole Brevard | 3-2-5 | - | - | 0-1-1 | 1-0-1 | - | 1-0-1 | - | 0-1-1 | 1-0-1 | | | |
| Ben Kruel | 2-1-3 | - | 2-0-2 | - | - | 0-1-1 | - | - | - | - | | | |
| Deion Burks | 2-0-2 | - | - | - | - | - | - | 1-0-1 | - | 1-0-1 | | | |
| Kobe Lewis | 2-0-2 | - | - | - | - | - | 1-0-1 | 1-0-1 | - | - | | | |
| Tyrone Tracy Jr. | 2-0-2 | - | - | 1-0-1 | 1-0-1 | - | - | - | - | - | | | |
| Deion Burks | 2-0-2 | 2-0-2 | - | - | - | - | - | - | - | - | | | |
| Yanni Karlaftis | 1-1-2 | - | 1-1-2 | - | - | - | - | - | - | - | | | |
| Hudson Miller | 1-0-1 | - | 1-0-1 | - | - | - | - | - | - | - | | | |
| DJ Washington | 1-0-1 | - | 1-0-1 | - | - | - | - | - | - | - | | | |
| Nick Zecchino | 1-0-1 | - | - | - | 1-0-1 | - | - | - | - | - | | | |
| Greg Hugins | 0-1-1 | - | - | 0-1-1 | - | - | - | - | - | - | | | |
| Antonio Stevens | 0-1-1 | - | - | - | - | 0-1-1 | - | - | - | - | | | |
| Dylan Downing | 1-0-1 | - | - | - | - | - | 1-0-1 | - | - | - | | | |
| Jah'von Grigsby | 1-0-1 | - | - | - | - | - | 1-0-1 | - | - | - | | | |

GAME-BY-GAME TACKLES FOR LOSS (TFL-YARDS)

| Game | Total | PSU | ISU | SU | FAU | Minn. | Mary. | Neb. | Wisc. | Iowa | Ill. | NU | IU |
|-----------------------|--------|-------|-------|-------|-------|-------|--------|--------|--------|--------|------|----|----|
| Kydran Jenkins | 5.5-22 | - | 1.0-6 | 1.0-1 | 1.0-1 | 1.5-6 | - | 1.0-7 | - | - | | | |
| Khordae Sydnor | 5.5-25 | - | 1.0-4 | - | - | 1.0-3 | 2.0-16 | - | 1.0-1 | 0.5-1 | | | |
| Jack Sullivan | 5.5-40 | - | 1.0-8 | - | - | 0.5-3 | - | 1.0-7 | 1.0-8 | 2.0-14 | | | |
| Branson Deen | 3.5-21 | - | 1.0-6 | - | - | 0.5-4 | - | 1.0-9 | - | 1.0-2 | | | |
| Bryce Hampton | 3.0-3 | - | - | - | - | 1.0-0 | 1.0-2 | - | - | - | | | |
| Semisi Fakasiieiki | 3.0-5 | - | - | - | - | 2.0-4 | - | - | 1.0-1 | - | | | |
| Sanoussi Kane | 2.5-12 | - | 0.5-0 | 1.0-1 | - | - | - | - | 1.0-11 | - | | | |
| Jalen Graham | 2.0-20 | - | - | - | - | - | 1.0-3 | 2.0-17 | - | - | | | |
| Prince James Boyd Jr. | 2.0-4 | - | 2.0-4 | - | - | - | - | - | - | - | | | |
| Jamari Brown | 2.0-1 | - | - | - | 1.0-1 | - | 1.0-0 | - | - | - | | | |
| Scotty Humpich | 1.5-6 | 1.5-6 | - | - | - | - | - | - | - | - | | | |
| Lawrence Johnson | 1.5-9 | - | - | - | - | - | - | - | - | 1.5-9 | | | |
| Cam Allen | 1.5-10 | 0.5-1 | - | - | - | - | - | - | - | 1.0-9 | | | |
| Kieren Douglas | 1.5-6 | - | 0.5-1 | 1.0-5 | - | - | - | - | - | - | | | |
| Sulaiman Kpaka | 1.5-5 | - | 0.5-2 | - | - | - | - | - | - | 1.0-3 | | | |
| Jacob Wahlberg | 1.0-1 | - | - | - | - | - | 1.0-1 | - | - | - | | | |
| Cory Trice | 1.0-2 | 1.0-2 | - | - | - | - | - | - | - | - | | | |
| Yanni Karlaftis | 0.5-1 | - | 0.5-1 | - | - | - | - | - | - | - | | | |
| Reese Taylor | 0.5-2 | - | - | - | - | 0.5-2 | - | - | - | - | | | |

GAME-BY-GAME SACKS (SACKS-YARDS)

| Game | Total | PSU | ISU | SU | FAU | Minn. | Mary. | Neb. | Wisc. | Iowa | Ill. | NU | IU |
|------------------|--------|-------|-------|-------|-----|-------|--------|--------|--------|--------|------|----|----|
| Jack Sullivan | 4.0-33 | - | 1.0-8 | - | - | - | - | 1.0-7 | 1.0-8 | 1.0-10 | | | |
| Kydran Jenkins | 3.5-15 | - | - | 1.0-1 | - | 1.5-6 | - | 1.0-8 | - | - | | | |
| Khordae Sydnor | 3.0-20 | - | 1.0-4 | - | - | - | 2.0-16 | - | - | 0.5-1 | | | |
| Branson Deen | 2.5-10 | - | 1.0-6 | - | - | 0.5-4 | - | 1.0-9 | - | - | | | |
| Jalen Graham | 2.0-17 | - | - | - | - | - | - | 1.0-14 | - | - | | | |
| Lawrence Johnson | 1.5-9 | - | - | - | - | - | - | - | - | 1.5-9 | | | |
| Scotty Humpich | 1.0-6 | 1.0-6 | - | - | - | - | - | - | - | - | | | |
| Jamari Brown | 1.0-0 | - | - | - | - | - | 1.0-0 | - | - | - | | | |
| Sanoussi Kane | 1.0-11 | - | - | - | - | - | - | - | 1.0-11 | - | | | |
| Kieren Douglas | 1.0-5 | - | - | 1.0-5 | - | - | - | - | - | - | | | |
| Yanni Karlaftis | 0.5-1 | - | 0.5-1 | - | - | - | - | - | - | - | | | |
| Sulaiman Kpaka | 0.5-2 | - | 0.5-2 | - | - | - | - | - | - | - | | | |



GAME 10 NOTES • Purdue at Illinois **TEAM GAME-BY-GAME**

| Game | PSU | ISU | SU | FAU | Minn. | Mary. | Neb. | Wisc. | Iowa | Ill. | NU | IU | Total |
|----------------------|--------|--------|--------|---------|--------|--------|---------|--------|--------|------|----|----|-------------|
| Points | 31 | 56 | 29 | 28 | 20 | 31 | 43 | 24 | 3 | | | | 265-29.4 |
| | 35 | 0 | 32 | 26 | 10 | 29 | 37 | 35 | 24 | | | | 228-25.3 |
| Total Offense | 426 | 521 | 485 | 354 | 359 | 373 | 608 | 431 | 255 | | | | 3812-423.6 |
| | 406 | 145 | 306 | 419 | 304 | 387 | 476 | 381 | 376 | | | | 3198-355.3 |
| Total Plays | 82 | 75 | 77 | 67 | 67 | 75 | 101 | 79 | 74 | | | | 696 |
| | 73 | 56 | 65 | 73 | 59 | 63 | 52 | 50 | 58 | | | | 549 |
| Yards Per Play | 5.3 | 6.9 | 6.3 | 5.3 | 5.4 | 5.0 | 6.0 | 5.5 | 6.5 | | | | 5.5 |
| | 5.6 | 2.6 | 4.7 | 5.7 | 5.2 | 6.1 | 9.2 | 7.8 | 3.4 | | | | 5.8 |
| First Downs | 26 | 28 | 25 | 21 | 18 | 23 | 38 | 22 | 17 | | | | 218 |
| | 24 | 7 | 23 | 21 | 14 | 18 | 15 | 16 | 15 | | | | 153 |
| Rush Attempts | 22 | 45 | 21 | 36 | 27 | 34 | 47 | 33 | 31 | | | | 296 |
| | 32 | 36 | 35 | 43 | 26 | 25 | 23 | 29 | 35 | | | | 284 |
| Yards Rushing | 61 | 232 | 61 | 188 | 160 | 13 | 217 | 111 | 87 | | | | 1130-125.6 |
| | 98 | 51 | 125 | 189 | 47 | 72 | 122 | 178 | 184 | | | | 1064-118.2 |
| Yards Per Rush | 2.8 | 5.2 | 2.9 | 5.2 | 5.9 | 0.4 | 4.6 | 3.4 | 2.8 | | | | 3.8 |
| | 3.1 | 1.4 | 3.6 | 4.4 | 1.8 | 2.9 | 5.3 | 6.1 | 5.3 | | | | 3.7 |
| Rushing Touchdowns | 2 | 3 | 1 | 1 | 2 | 2 | 1 | 2 | 0 | | | | 14 |
| | 1 | 0 | 0 | 0 | 1 | 1 | 2 | 2 | 1 | | | | 8 |
| Passing Completions | 30 | 25 | 39 | 22 | 27 | 30 | 35 | 31 | 20 | | | | 259 |
| | 22 | 9 | 13 | 18 | 18 | 26 | 16 | 13 | 13 | | | | 148 |
| Passing Attempts | 59 | 30 | 56 | 31 | 40 | 41 | 54 | 46 | 43 | | | | 400 |
| | 41 | 20 | 30 | 30 | 33 | 38 | 29 | 21 | 23 | | | | 265 |
| Completion % | 50.8 | 83.3 | 69.6 | 70.9 | 67.5 | 73.2 | 64.8 | 67.4 | 46.5 | | | | 64.8 |
| | 53.6 | 45.0 | 43.3 | 60.0 | 54.6 | 68.4 | 55.2 | 61.9 | 56.5 | | | | 55.8 |
| Passing Yards | 365 | 289 | 424 | 166 | 199 | 360 | 391 | 320 | 168 | | | | 2682-298.0 |
| | 308 | 94 | 181 | 230 | 257 | 315 | 354 | 203 | 192 | | | | 2134-5.8 |
| Passing Touchdowns | 1 | 4 | 3 | 3 | 0 | 2 | 4 | 1 | 0 | | | | 18 |
| | 4 | 0 | 3 | 3 | 0 | 3 | 2 | 2 | 2 | | | | 19 |
| Had Intercepted | 0 | 0 | 1 | 1 | 2 | 1 | 1 | 3 | 2 | | | | 11 |
| | 1 | 2 | 0 | 1 | 3 | 1 | 2 | 0 | 0 | | | | 10 |
| Field Goals | 1-1 | 0-0 | 1-2 | 0-1 | 2-2 | 1-1 | 3-4 | 1-2 | 1-1 | | | | 10-14 |
| | 0-0 | 0-0 | 1-2 | 2-2 | 1-2 | 1-2 | 3-3 | 0-0 | 1-2 | | | | 9-13 |
| Punting No.-Avg. | 7-43.4 | 3-42.7 | 3-40.0 | 3-55.3 | 5-46.6 | 4-40.2 | 2-27.5 | 3-42.3 | 7-37.7 | | | | 36-42.1 |
| | 8-46.9 | 9-38.8 | 6-43.3 | 4-42.8 | 5-43.0 | 5-40.4 | 4-42.0 | 6-42.3 | 8-51.8 | | | | 55-43.8 |
| Time of Possession | 29:16 | 31:47 | 32:18 | 30:33 | 32:22 | 32:11 | 42:42 | 35:00 | 31:58 | | | | 33:07 |
| | 30:44 | 28:13 | 27:35 | 29:27 | 27:38 | 27:29 | 17:18 | 25:00 | 28:02 | | | | 26:52 |
| Third Downs | 5-16 | 9-15 | 10-17 | 3-12 | 4-14 | 8-13 | 9-18 | 5-16 | 2-16 | | | | 55-137-40% |
| | 5-14 | 3-16 | 3-13 | 5-16 | 4-12 | 6-15 | 3-9 | 2-8 | 4-14 | | | | 35-117-30% |
| Fourth Downs | 2-2 | 1-3 | 1-2 | 1-2 | 0-0 | 0-0 | 2-2 | 3-4 | 2-5 | | | | 12-20 |
| | 1-1 | 0-1 | 1-1 | 1-2 | 0-1 | 0-1 | 0-0 | 0-0 | 0-0 | | | | 3-8 |
| Red-Zone Scoring | 4-4 | 5-5 | 3-4 | 4-4 | 3-3 | 5-5 | 6-7 | 4-5 | 1-1 | | | | 35-38-92% |
| | 3-3 | 0-2 | 1-1 | 4-5 | 1-3 | 3-3 | 4-4 | 2-2 | 2-2 | | | | 20-25-80% |
| Red Zone TDs-FGs | 3-1 | 5-0 | 3-0 | 4-0 | 2-1 | 4-1 | 3-3 | 3-1 | 0-1 | | | | 27-8 |
| | 3-0 | 0-0 | 1-0 | 3-1 | 1-0 | 3-0 | 2-2 | 2-0 | 1-1 | | | | 16-4 |
| Turnovers | 1 | 1 | 1 | 2 | 3 | 3 | 1 | 3 | 2 | | | | 17 |
| | 1 | 3 | 0 | 2 | 3 | 1 | 2 | 1 | 0 | | | | 13 |
| Points off Turnovers | 7 | 14 | 0 | 7 | 0 | 7 | 9 | 7 | 0 | | | | 51 |
| | 7 | 0 | 7 | 7 | 3 | 0 | 0 | 14 | 10 | | | | 48 |
| Penalties | 9-92 | 3-14 | 13-138 | 5-55 | 4-55 | 6-65 | 2-14 | 4-40 | 4-31 | | | | 50-503-55.9 |
| | 5-56 | 4-39 | 9-74 | 6-77 | 3-30 | 9-76 | 4-40 | 9-82 | 6-60 | | | | 55-533-59.2 |
| Punt Returns | 1-0-0 | 3-6-0 | 2-21-0 | 3-49-0 | 1-11-0 | 3-2-0 | 2-16-0 | 2-16-0 | 0-0-0 | | | | 17-71-0 |
| | 2-1-0 | 1-24-0 | 3-13-0 | 1-7-0 | 2-24-0 | 1-1-0 | 0-0-0 | 2-4-0 | 1-17-0 | | | | 16-19-6-0 |
| Kick Returns | 3-43-0 | 0-0-0 | 0-0-0 | 5-115-0 | 1-20-0 | 3-71-0 | 2-18-0 | 1-24-0 | 3-43-0 | | | | 18-18.6 |
| | 4-70-0 | 0-0-0 | 1-17-0 | 0-0-0 | 1-25-0 | 4-80-0 | 5-111-0 | 1-0-0 | 0-0-0 | | | | 16-19.6 |
| Interception Returns | 1-72-1 | 2-67-1 | 0-0-0 | 1-55-0 | 3-43-0 | 1-0-0 | 2-15-0 | 0-0-0 | 0-0-0 | | | | 10-252-2 |
| | 0-0-0 | 0-0-0 | 1-17-1 | 1-13-0 | 2-0-0 | 1-0-0 | 1-0-0 | 3-48-1 | 2-0-0 | | | | 11-78-8.7 |
| Fumble-Lost | 1-1 | 2-1 | 0-0 | 2-1 | 1-1 | 3-2 | 0-0 | 0-0 | 0-0 | | | | 8-6 |
| | 0-0 | 2-1 | 2-0 | 2-1 | 1-0 | 0-0 | 1-0 | 1-1 | 0-0 | | | | 10-4 |
| Sacks | 1-6 | 4-21 | 1-1 | 0-0 | 2-10 | 3-16 | 4-38 | 2-19 | 3-20 | | | | 21-136 |
| | 2-17 | 0-0 | 1-6 | 1-6 | 2-3 | 5-31 | 0-0 | 2-13 | 3-29 | | | | 16-105 |
| Tackles-for-Loss | 3-9 | 8-32 | 3-7 | 2-2 | 7-23 | 6-22 | 5-41 | 4-21 | 7-38 | | | | 45-195 |
| | 3-21 | 2-9 | 3-15 | 4-11 | 3-4 | 8-39 | 2-5 | 4-16 | 5-39 | | | | 34-159 |
| Breakups | 6 | 2 | 7 | 3 | 6 | 4 | 2 | 1 | 2 | | | | 33 |
| | 16 | 2 | 5 | 1 | 6 | 4 | 3 | 3 | 6 | | | | 46 |

GAME-BY-GAME LEADERS

| Game | Rushing Attempts | Rushing Yards | Passing Yards | Receptions | Receiving Yards | All-Purpose Yards | Tackles | Tackles For Loss |
|---------------|------------------|-----------------------|-----------------|------------|---------------------|-------------------|-----------------|---------------------|
| PENN STATE | Doerue - 15 | Doerue - 57 | O'Connell - 365 | Jones - 12 | Jones - 153 | Jones - 196 | Jefferson - 7 | Humpich - 1.5 |
| INDIANA STATE | Mockabee - 13 | Mockabee - 78 | O'Connell - 211 | Jones - 9 | Jones - 133 | Jones - 139 | Kane - 7 | Boyd Jr. - 2.0 |
| Syracuse | Downing - 10 | Downing/Mockabee - 22 | O'Connell - 424 | Jones - 11 | Jones - 188 | Jones - 188 | Kane - 7 | 3 Tied - 1.0 |
| FAU | Downing - 15 | Downing - 113 | Burton - 166 | Jones - 9 | Jones/Mockabee - 59 | Jones - 143 | Wahlberg - 8 | Brown/Jenkins - 1.0 |
| Minnesota | Mockabee - 11 | Mockabee - 112 | O'Connell - 199 | Jones - 6 | Jones - 55 | Mockabee - 117 | Fakasiieiki - 8 | Fakasiieiki - 2.0 |
| Maryland | Mockabee - 13 | Mockabee - 26 | O'Connell - 360 | Durham - 7 | Durham - 109 | Durham - 109 | Graham - 9 | Sydnor - 2.0 |
| NEBRASKA | Mockabee - 30 | Mockabee - 178 | O'Connell - 391 | Jones - 12 | Jones - 132 | Mockabee - 206 | Graham - 6 | Graham - 2.0 |
| Wisconsin | Mockabee - 23 | Mockabee - 108 | O'Connell - 320 | Jones - 10 | Jones - 105 | Jones - 121 | Fakasiieiki - 7 | 4 Tied - 1.0 |
| IOWA | Mockabee - 14 | Mockabee - 75 | O'Connell - 168 | Jones - 11 | Jones - 104 | Jones - 104 | Kane - 6 | Sullivan - 2 |
| Illinois | | | | | | | | |
| NORTHWESTERN | | | | | | | | |
| Indiana | | | | | | | | |





DRIVE CHART (PURDUE/OPPONENT)

| Game | Possessions | TDs | FGs | | Fum. | Int. | Safety | Punt | Downs | Half | Game | 80+Yard | 3-And |
|---------------|-------------|-------|------|-----------|------|-------|--------|-------|-------|------|------|---------|-------|
| | | | Made | Attempted | | | | | | | | | Out |
| PENN STATE | 13/14 | 3/5 | 1/0 | 1/0 | 1/0 | 0/1 | 0/0 | 7/8 | 0/0 | 0/0 | 1/0 | 1/1 | 4/3 |
| INDIANA STATE | 12/15 | 7/0 | 0/0 | 0/0 | 0/1 | 0/2 | 0/0 | 3/9 | 2/1 | 0/1 | 0/1 | 0/0 | 1/9 |
| Syracuse | 13/11 | 4/3 | 1/1 | 2/2 | 0/0 | 1/0 | 0/0 | 3/5 | 1/0 | 1/0 | 1/0 | 0/1 | 2/3 |
| FAU | 12/12 | 4/3 | 0/2 | 1/2 | 1/1 | 1/1 | 0/0 | 3/4 | 1/0 | 0/1 | 1/0 | 0/1 | 1/4 |
| Minnesota | 13/13 | 2/1 | 2/1 | 2/2 | 1/0 | 2/3 | 0/0 | 5/5 | 0/1 | 0/1 | 1/0 | 0/0 | 4/3 |
| Maryland | 14/13 | 4/4 | 1/1 | 1/2 | 1/0 | 1/1 | 0/0 | 4/5 | 0/1 | 1/0 | 1/0 | 0/0 | 4/3 |
| NEBRASKA | 13/13 | 4/4 | 3/3 | 4/3 | 0/0 | 1/2 | 0/0 | 2/4 | 0/0 | 0/0 | 1/0 | 1/0 | 0/3 |
| Wisconsin | 13/11 | 3/4 | 1/0 | 2/0 | 0/0 | 3/0 | 0/0 | 3/6 | 1/0 | 1/0 | 0/1 | 2/1 | 1/2 |
| IOWA | 14/13 | 0/3 | 1/1 | 1/2 | 0/0 | 2/0 | 0/0 | 7/8 | 3/0 | 1/0 | 1/0 | 1/0 | 1/4 |
| Illinois | | | | | | | | | | | | | |
| NORTHWESTERN | | | | | | | | | | | | | |
| Indiana | | | | | | | | | | | | | |
| TOTALS | 117/115 | 32/28 | 10/9 | 14/13 | 4/2 | 11/10 | 0/0 | 37/54 | 8/3 | 4/3 | 7/1 | 4/2 | 17/32 |

SCORING DRIVES

| vs. PENN STATE (4) | | | | | | at WISCONSIN (4) | | | | | |
|--------------------|------|--------------------------------|-------|-------|------|------------------|------|---------------------------------|-------|-------|------|
| Qtr | Res. | Players/Play | Plays | Yards | TOP | Qtr | Res. | Players/Play | Plays | Yards | TOP |
| 1 | FG | Fineran 36-yard field goal | 10 | 73 | 4:30 | 2 | FG | Fineran 36-yard field goal | 13 | 71 | 5:15 |
| 2 | TD | Doerue 3-yard rush | 9 | 75 | 3:26 | 3 | TD | O'Connell to Durham 8-yard pass | 4 | 21 | 1:55 |
| 3 | TD | Doerue 2-yard rush | 9 | 75 | 3:44 | 4 | TD | Mockabee 1-yard rush | 12 | 81 | 5:30 |
| 3 | TD | O'Connell to Jones 7-yard pass | 10 | 81 | 4:40 | 4 | TD | O'Connell 1-yard rush | 9 | 87 | 2:23 |

| vs. INDIANA STATE (7) | | | | | | vs. IOWA (1) | | | | | |
|-----------------------|------|----------------------------------|-------|-------|------|--------------|------|----------------------------|-------|-------|------|
| Qtr | Res. | Players/Play | Plays | Yards | TOP | Qtr | Res. | Players/Play | Plays | Yards | TOP |
| 1 | TD | Doerue 4-yard rush | 4 | 30 | 1:33 | 1 | FG | Fineran 34-yard field goal | 11 | 53 | 4:27 |
| 1 | TD | O'Connell to Jones 7-yard pass | 6 | 58 | 2:09 | | | | | | |
| 1 | TD | O'Connell to Piferi 26-yard pass | 3 | 43 | 1:13 | | | | | | |
| 2 | TD | O'Connell to Jones 36-yard pass | 4 | 61 | 1:18 | | | | | | |
| 2 | TD | O'Connell to Jones 5-yard pass | 5 | 48 | 1:20 | | | | | | |
| 3 | TD | Downing 1-yard rush | 12 | 75 | 5:45 | | | | | | |
| 4 | TD | Mockabee 14-yard rush | 12 | 73 | 4:52 | | | | | | |
| at ILLINOIS | | | | | | | | | | | |
| | | | | | | | | | | | |
| vs. NORTHWESTERN | | | | | | | | | | | |

| at SYRACUSE (5) | | | | | | at INDIANA | | | | | |
|-----------------|------|----------------------------------|-------|-------|------|------------|------|--------------|-------|-------|-----|
| Qtr | Res. | Players/Play | Plays | Yards | TOP | Qtr | Res. | Players/Play | Plays | Yards | TOP |
| 1 | TD | Mockabee 15-yard rush | 10 | 75 | 4:54 | | | | | | |
| 2 | FG | Fineran 41-yard field goal | 11 | 67 | 5:05 | | | | | | |
| 4 | TD | O'Connell to Durham 11-yard pass | 11 | 75 | 5:46 | | | | | | |
| 4 | TD | O'Connell to Jones 55-yard pass | 4 | 75 | 1:27 | | | | | | |
| 4 | TD | O'Connell to Durham 12-yard pass | 7 | 56 | 1:39 | | | | | | |

| vs. FAU (4) | | | | | |
|-------------|------|---------------------------------|-------|-------|------|
| Qtr | Res. | Players/Play | Plays | Yards | TOP |
| 1 | TD | Burton to Jones 7-yard pass | 10 | 77 | 5:08 |
| 2 | TD | Burton to Jones 12-yard pass | 7 | 75 | 0:59 |
| 3 | TD | Downing 2-yard rush | 6 | 48 | 2:38 |
| 4 | TD | Burton to Sheffield 4-yard pass | 7 | 35 | 3:12 |

| at MINNESOTA (4) | | | | | |
|------------------|------|----------------------------|-------|-------|------|
| Qtr | Res. | Players/Play | Plays | Yards | TOP |
| 1 | TD | Downing 2-yard rush | 10 | 68 | 4:26 |
| 1 | FG | Fineran 43-yard field goal | 4 | 4 | 1:29 |
| 4 | FG | Fineran 25-yard field goal | 12 | 70 | 5:07 |
| 4 | TD | Mockabee 2-yard rush | 2 | 70 | 0:45 |

| at MARYLAND (5) | | | | | |
|-----------------|------|---------------------------------|-------|-------|------|
| Qtr | Res. | Players/Play | Plays | Yards | TOP |
| 1 | FG | Fineran 39-yard field goal | 12 | 53 | 5:41 |
| 2 | TD | Downing 1-yard rush | 11 | 65 | 4:48 |
| 2 | TD | O'Connell to Rice 4-yard pass | 10 | 75 | 4:06 |
| 4 | TD | O'Connell to Durham 4-yard pass | 10 | 66 | 4:21 |
| 4 | TD | Mockabee 1-yard rush | 5 | 60 | 1:10 |

| vs. NEBRASKA (8) | | | | | |
|------------------|------|-------------------------------------|-------|-------|------|
| Qtr | Res. | Players/Play | Plays | Yards | TOP |
| 1 | TD | O'Connell to Sheffield 2-yard pass | 9 | 80 | 3:40 |
| 1 | FG | Fineran 37-yard field goal | 9 | 39 | 3:00 |
| 2 | TD | O'Connell to Jones 31-yard pass | 7 | 75 | 3:12 |
| 2 | FG | Fineran 37-yard field goal | 4 | 5 | 0:46 |
| 2 | TD | Mockabee 1-yard rush | 7 | 39 | 2:13 |
| 3 | TD | O'Connell to Sheffield 28-yard pass | 6 | 75 | 2:59 |
| 4 | FG | Fineran 34-yard field goal | 15 | 72 | 6:41 |
| 4 | TD | O'Connell to Jones 2-yard pass | 6 | 62 | 2:08 |

SCORING DRIVE/TOUCHDOWN LENGTHS

| Yardage | Drives | | | | Touchdowns | | | | | |
|---------|--------|----|----------|----|------------|-----|-------|----------|-----|-------|
| | Purdue | | Opponent | | Purdue | | | Opponent | | |
| | TD | FG | TD | FG | Ru. | Pa. | Other | Ru. | Pa. | Other |
| 0-9 | 2 | | | | 12 | 10 | | 5 | 3 | |
| 10-19 | | | 1 | | 2 | 3 | | 1 | 7 | 1 |
| 20-29 | 1 | | | 1 | 2 | | | | 5 | |
| 30-39 | 3 | 1 | | 1 | 2 | | | | 1 | 1 |
| 40-49 | 3 | | 1 | 1 | 1 | | | | 1 | |
| 50-59 | 2 | 2 | 6 | 3 | | | | 1 | | |
| 60-69 | 6 | 1 | 4 | 1 | | | 1 | | 2 | |
| 70-79 | 13 | 4 | 8 | 2 | | | 1 | 1 | 1 | |
| 80-89 | 4 | | 6 | | | | | | | |
| 90-99 | | | 2 | | | | | | | |

OPENING DRIVES - OFFENSE/DEFENSE

| | 1st Half | 2nd Half |
|---------------|------------------------|------------------------|
| Penn State | Punt/Punt | Touchdown/Punt |
| Indiana State | Touchdown/Fumble | Touchdown/Punt |
| Syracuse | Downs/Punt | Punt/Punt |
| FAU | Touchdown/Punt | Touchdown/Punt |
| Minnesota | Touchdown/Punt | Punt/Touchdown |
| Maryland | Punt/Touchdown | Fumble/Punt |
| Nebraska | Interception/Punt | Punt/Touchdown |
| Wisconsin | Interception/Touchdown | Interception/Touchdown |
| Iowa | Punt/Punt | Punt/Touchdown |
| Illinois | | |
| Northwestern | | |
| Indiana | | |

SCORING COMPARISON

| | Purdue | | | | Opponent | | | |
|---------------|--------|------|-------|-----|----------|------|-------|-----|
| | Pass | Rush | Other | FGs | Pass | Rush | Other | FGs |
| | TDs | TDs | TDs | FGs | TDs | TDs | TDs | FGs |
| Penn State | 1 | 2 | 1 | 1 | 4 | 1 | - | - |
| Indiana State | 4 | 3 | 1 | - | - | - | - | - |
| Syracuse | 3 | 1 | - | 1 | 3 | - | 1 | 1 |
| FAU | 3 | 1 | - | - | 3 | - | - | 2 |
| Minnesota | - | 2 | - | 2 | - | 1 | - | 1 |
| Maryland | 2 | 2 | - | 1 | 3 | 1 | - | 1 |
| Nebraska | 4 | 1 | - | 3 | 2 | 2 | - | 3 |
| Wisconsin | 1 | 2 | - | 1 | 2 | 2 | 1 | - |
| Iowa | - | - | - | 1 | 2 | 1 | - | 1 |
| Illinois | | | | | | | | |
| Northwestern | | | | | | | | |
| Indiana | | | | | | | | |
| TOTALS | 18 | 14 | 2 | 10 | 19 | 8 | 2 | 9 |



GAME 10 NOTES • Purdue at Illinois **REDZONE RECAP**

PURDUE TAKEAWAYS/GIVEAWAYS

| | Purdue | | | Opponent | | | Purdue Takeaways | | | | Opponent Takeaways | | | | | |
|---------------|----------------|-------------------------|-------|----------------|-------------------------|------|------------------|-----|-----|-----|--------------------|-----|-----|------|-------|----|
| Yardage | Scores/Chances | Results | Pct. | Scores/Chances | Results | Pct. | Fum | Int | Tot | Pts | Fum | Int | Tot | Pts. | Diff. | |
| Penn State | 4-4 | 3 TDs, 1 FG | 100% | 3-3 | 3 TDs | 100% | Penn State | - | 1 | 1 | 7 | 1 | - | 1 | 7 | 0 |
| Indiana State | 5-5 | 5 TDs | 100% | 0-2 | Downs, Int. | 0% | Indiana State | 1 | 2 | 3 | 14 | 1 | 0 | 1 | 0 | +3 |
| Syracuse | 3-4 | 3 TDs, Downs | 75% | 1-1 | 1 TD | 100% | Syracuse | 0 | 0 | 0 | 0 | 0 | 1 | 1 | 7 | -1 |
| FAU | 4-4 | 4 TDs | 100% | 4-5 | 3 TDs, 1 FG, Int. | 80% | FAU | 1 | 1 | 2 | 7 | 1 | 1 | 2 | 7 | 0 |
| Minnesota | 3-3 | 2 TDs, 1 FG | 100% | 1-3 | 1 TD, 1 FG Miss, 1 Int. | 33% | Minnesota | 0 | 3 | 3 | 0 | 1 | 2 | 3 | 3 | 0 |
| Maryland | 5-5 | 4 TDs, 1 FG | 100% | 3-3 | 3 TDs | 100% | Maryland | 0 | 1 | 1 | 7 | 2 | 1 | 3 | 0 | -2 |
| Nebraska | 6-7 | 3 TDs, 3 FGs, 1 FGM | 85.7% | 4-4 | 2 TDs, 2 FGs | 100% | Nebraska | 0 | 2 | 2 | 9 | 0 | 1 | 1 | 0 | +1 |
| Wisconsin | 4-5 | 3 TDs, 1 FG, 1 FG Miss | 80.0% | 2-2 | 2 TDs | 100% | Wisconsin | 0 | 0 | 0 | 0 | 0 | 2 | 2 | 10 | -2 |
| Iowa | 1-1 | 1 FG | 100% | 2-2 | 1 TD, 1 FG | 100% | Iowa | | | | | | | | | |
| Illinois | | | | | | | Illinois | | | | | | | | | |
| Northwestern | | | | | | | Northwestern | | | | | | | | | |
| Indiana | | | | | | | Indiana | | | | | | | | | |
| TOTALS | 35-38 | 27 TDs, 8 FG, 2 FG Miss | 92.1% | 20-25 | 16 TDs, 4 FG, 1 FG Miss | 80% | TOTALS | 2 | 10 | 12 | 44 | 6 | 8 | 14 | 34 | -2 |
| | | Downs | | | Downs, 3 Ints. | | | | | | | | | | | |

CONVERSION CHART (PURDUE/OPP)

| | 3RD DOWN | | | | | | 4TH DOWN | | | | | |
|---------------|------------------------|---------------------|---------------------|---------------------|---------------------|----------|--------------------|------------------|------------------|------------------|-------------------|----------|
| | Overall | 1st Qtr | 2nd Qtr | 3rd Qtr | 4th Qtr | Overtime | Overall | 1st Qtr | 2nd Qtr | 3rd Qtr | 4th Qtr | Overtime |
| Penn State | 5-16 / 5-14 | 0-2 / 2-5 | 1-3 / 2-3 | 2-4 / 0-2 | 2-7 / 1-4 | - | 2-2 / 1-1 | 0-0 / 0-0 | 0-0 / 1-1 | 1-1 / 0-0 | 1-1 / 0-0 | |
| Indiana State | 9-15 / 3-16 | 0-2 / 2-5 | 2-4 / 1-4 | 4-5 / 0-4 | 1-4 / 0-4 | - | 1-3 / 0-2 | 0-1 / 0-0 | 0-0 / 0-1 | 1-1 / 0-0 | 0-2 / 0-0 | |
| Syracuse | 10-17 / 3-13 | 3-4 / 0-2 | 1-3 / 0-3 | 1-4 / 3-5 | 5-6 / 0-3 | - | 1-2 / 1-1 | 0-1 / 0-0 | 0-0 / 0-0 | 1-1 / 0-0 | 0-0 / 1-1 | |
| FAU | 3-12 / 5-16 | 3-4 / 0-3 | 0-2 / 2-5 | 0-3 / 1-3 | 0-3 / 2-5 | - | 1-2 / 1-2 | 0-0 / 0-0 | 0-1 / 1-1 | 0-0 / 0-0 | 1-1 / 0-1 | |
| Minnesota | 4-14 / 4-12 | 1-3 / 0-2 | 1-5 / 2-5 | 1-3 / 2-3 | 1-3 / 0-2 | - | 0-0 / 0-1 | 0-0 / 0-1 | 0-0 / 0-0 | 0-0 / 0-0 | 0-0 / 0-0 | |
| Maryland | 8-13 / 6-15 | 3-5 / 0-1 | 1-3 / 1-4 | 2-2 / 1-4 | 2-3 / 4-6 | - | 5-9 / 0-1 | 0-0 / 0-0 | 0-0 / 0-0 | 0-0 / 0-1 | 0-0 / 0-0 | |
| Nebraska | 9-18 / 3-9 | 3-4 / 1-3 | 0-2 / 0-2 | 3-5 / 1-3 | 3-7 / 1-1 | - | 2-2 / 0-0 | 0-0 / 0-0 | 0-0 / 0-0 | 0-0 / 0-0 | 2-2 / 0-0 | |
| Wisconsin | 5-16 / 2-8 | 2-5 / 2-2 | 1-4 / 0-3 | 0-4 / 0-1 | 2-3 / 0-2 | - | 3-4 / 0-0 | 0-0 / 0-0 | 1-2 / 0-0 | 0-0 / 0-0 | 2-2 / 0-0 | |
| Iowa | 2-16 / 4-14 | 0-3 / 2-4 | 1-4 / 2-4 | 0-4 / 0-3 | 1-5 / 0-3 | - | 2-5 / 0-0 | 0-0 / 0-0 | 0-1 / 0-0 | 1-2 / 0-0 | 1-2 / 0-0 | |
| Illinois | | | | | | | | | | | | |
| Northwestern | | | | | | | | | | | | |
| Indiana | | | | | | | | | | | | |
| TOTALS | 55-137 / 35-117 | 17-32 / 9-27 | 8-30 / 10-33 | 13-34 / 8-27 | 17-41 / 8-30 | - | 12-20 / 3-8 | 0-1 / 0-2 | 1-4 / 2-3 | 4-5 / 0-1 | 7-10 / 1-2 | |

BIG PLAY TRACKER (PLAYS OF 30 YARDS OR MORE)

| Yds | Type | Players | Opponent |
|-----|------|------------------------|---------------|
| 72 | Int | Chris Jefferson* | Penn State |
| 68 | Rush | Devin Mockobee | Minnesota |
| 65 | Int | Cam Allen* | Indiana State |
| 56 | Pass | O'Connell to Durham | Maryland |
| 55 | Pass | O'Connell to Jones* | Syracuse |
| 51 | Pass | O'Connell to Jones | Syracuse |
| 41 | Pass | O'Connell to Jones | Iowa |
| 36 | Pass | O'Connell to Jones* | Indiana State |
| 37 | KOR | Deion Burks | FAU |
| 34 | KOR | Deion Burks | Maryland |
| 32 | Pass | O'Connell to Tracy Jr. | Maryland |
| 32 | Pass | O'Connell to Doerue | Nebraska |
| 31 | Pass | O'Connell to Jones* | Nebraska |
| 30 | Pass | O'Connell to Burks | Syracuse |
| 30 | Pass | O'Connell to Jones | Penn State |
| 30 | Rush | Dylan Downing | FAU |
| 30 | Rush | Devin Mockobee | Wisconsin |

* Touchdown scored on play

LONG PLAYS BY YARDS

| No. | TD |
|-------|----|
| 100+ | |
| 90-99 | |
| 80-89 | |
| 70-79 | 1 |
| 60-69 | 2 |
| 50-59 | 3 |
| 40-49 | 1 |
| 30-39 | 10 |

LONG PLAYS OF THE YEAR

| | | |
|---------------|----|--|
| Rushing | 68 | Devin Mockobee at Minnesota |
| Rushing TD | 15 | Devin Mockobee at Syracuse |
| Passing | 55 | Aidan O'Connell to Charlie Jones at Syracuse |
| Passing TD | 55 | Aidan O'Connell to Charlie Jones at Syracuse |
| Punt Return | 40 | Charlie Jones vs. FAU |
| Kick Return | 37 | Deion Burks vs. FAU |
| INT Return | 72 | Chris Jefferson vs. Penn State* |
| Fumble Return | 29 | Sanoussi Kane vs. FAU |
| Punt | 67 | Jack Ansell vs. FAU |
| Field Goal | 43 | Mitchell Fineran at Minnesota |

LONG PLAYS BY PLAYER

| | No. | TD | Rush | Rec. | KR | Pr | Int | Fum |
|------------------|-----------|----------|----------|-----------|----------|----------|----------|----------|
| Cam Allen | 1 | 1 | - | - | - | - | 1 | - |
| Deion Burks | 3 | - | - | 1 | 2 | - | - | - |
| King Doerue | 1 | - | - | 1 | - | - | - | - |
| Dylan Downing | 1 | - | 1 | - | - | - | - | - |
| Payne Durham | 1 | - | - | 1 | - | - | - | - |
| Devin Mockobee | 2 | - | 2 | - | - | - | - | - |
| Chris Jefferson | 1 | 1 | - | - | - | - | 1 | - |
| Charlie Jones | 6 | 3 | - | 6 | - | - | - | - |
| Tyrone Tracy Jr. | 1 | - | - | 1 | - | - | - | - |
| TOTALS | 17 | 5 | 3 | 10 | 2 | - | 2 | - |

LONG PLAYS BY QUARTERBACK (PASS)

| | No. | TD | 30-39 | 40-59 | 60-79 | 80-99 | Rush |
|-----------------|-----|----|-------|-------|-------|-------|------|
| Aidan O'Connell | 10 | 3 | 6 | 4 | | | |



MISC. RECEIVING STATS

Games with a Reception

| Player | 18 | 19 | 20 | 21 | 22 | Total |
|----------------------|-----|-----|----|-----|----|-------|
| Drew Biber | | | | 1 | 1 | 1 |
| Deion Burks | | | 1 | 6 | 7 | 7 |
| Elijah Canion | | | 1 | 3 | 4 | 4 |
| King Doerue | 5 | 1 | 7 | 4 | 17 | 17 |
| Dylan Downing | | 1 | 9 | 5 | 15 | 15 |
| Payne Durham | | 7 | 6 | 10 | 8 | 21 |
| Ben Furtney | | | | 1 | 1 | 1 |
| Charlie Jones | 11* | | | 11* | 9 | 31 |
| Kobe Lewis | | 10* | 4* | | 3 | 17 |
| Alex Maxwell | | | | 1 | | 1 |
| Garrett Miller | | | 2 | 8 | | 10 |
| Devin Mockobee | | | | | 7 | 7 |
| Paul Piferi | | | | 3 | 6 | 9 |
| Marshawn Rice | | | | 2 | 5 | 7 |
| TJ Sheffield | | 1 | 2 | 10 | 7 | 20 |
| Andrew Sowinski | | | | 2 | 3 | 5 |
| Collin Sullivan | | | | 1 | 1 | 2 |
| Preston Terrell | | | | | 1 | 1 |
| Broc Thompson | | 7* | 4* | 12 | 1 | 24 |
| Tyrone Tracy Jr. | 1* | 11* | 6* | 7* | 8 | 33 |
| Abdur-Rahmaan Yaseen | | | | 2 | 2 | 4 |

Games with 5+ Catches

| Player | 19 | 20 | 21 | 22 | Total |
|------------------|----|----|----|----|-------|
| Payne Durham | | | 5 | 4 | 9 |
| King Doerue | | | 2 | | 2 |
| Charlie Jones | | | | 8 | 8 |
| Kobe Lewis | 1* | 2* | | | 3 |
| Garrett Miller | | | 1 | | 1 |
| Marshawn Rice | | | | 1 | 1 |
| TJ Sheffield | | | 1 | 2 | 3 |
| Broc Thompson | 1* | 1* | 1 | | 3 |
| Tyrone Tracy Jr. | 3* | | 1* | 1 | 5 |

Games with 100 Yards Receiving

| Player | 19 | 20 | 21 | 22 | Total |
|---------------|----|----|----|----|-------|
| Payne Durham | | | 2 | 1 | 3 |
| Charlie Jones | | | 1* | 6 | 7 |
| Broc Thompson | | | 1 | | 1 |
| Tyrone Tracy | 1* | | | | 1 |

Games with a Receiving Touchdown

| Player | 18 | 19 | 20 | 21 | 22 | Total |
|------------------|----|----|----|----|----|-------|
| Elijah Canion | | | 1 | | | 1 |
| King Doerue | | 2 | | | | 2 |
| Payne Durham | | 4 | 3 | 4 | 3 | 14 |
| Charlie Jones | 3* | | | 3* | 5 | 11 |
| Kobe Lewis | | | 1* | | | 1 |
| Garrett Miller | | | 2 | | | 2 |
| Paul Piferi | | | | 1 | 1 | 2 |
| Marshawn Rice | | | | 1 | 1 | 2 |
| TJ Sheffield | | | | 5 | 2 | 7 |
| Broc Thompson | | | | 3 | | 3 |
| Tyrone Tracy Jr. | | 3* | 1* | 1* | | 5 |

Games with Multiple Receiving Touchdowns

| Player | 19 | 20 | 21 | 22 | Total |
|---------------|----|----|----|----|-------|
| Payne Durham | | | 2 | 1 | 3 |
| Charlie Jones | | | | 3 | 3 |
| TJ Sheffield | | | | 1 | 1 |
| Broc Thompson | | | 1 | | 1 |

30-Yard Receptions at Purdue

| Player | 19 | 20 | 21 | 22 | Total |
|----------------------|----|----|----|----|-------|
| King Doerue | | | 1 | | 1 |
| Payne Durham | 1 | | 3 | 1 | 5 |
| Charlie Jones | | | | 6 | 6 |
| Garrett Miller | | | 1 | | 1 |
| TJ Sheffield | | | | 1 | 1 |
| Broc Thompson | | | 3 | | 3 |
| Abdur-Rahmaan Yaseen | | | 1 | | 1 |

50-Yard Receptions at Purdue

| Player | 19 | 20 | 21 | 22 | Total |
|---------------|----|----|----|----|-------|
| Payne Durham | | | 3 | 1 | 4 |
| Charlie Jones | | | | 2 | 2 |
| Broc Thompson | | | 2 | | 2 |

* At a previous school

MISC. PASSING STATS

Games 30+ Completions

| Player | 19 | 20 | 21 | 22 | Total |
|-----------------|----|----|----|----|-------|
| Aidan O'Connell | 1 | 1 | 5 | 5 | 12 |

Games without an Interception (Games w/min. 20 passing attempts)

| Player | 19 | 20 | 21 | 22 | Total |
|-----------------|------|------|------|------|-------|
| Austin Burton | 1(1) | | | (1) | 1(2) |
| Aidan O'Connell | (3) | 2(3) | 6(9) | 1(7) | 9(22) |

Games 300-Yards Passing

| Player | 19 | 20 | 21 | 22 | Total |
|-----------------|----|----|----|----|-------|
| Aidan O'Connell | 1 | 1 | 6 | 5 | 13 |

Games with Multiple Passing Touchdowns

| Player | 19 | 20 | 21 | 22 | Total |
|-----------------|----|----|----|----|-------|
| Austin Burton | | | | 1 | 1 |
| Aidan O'Connell | 3 | 3 | 8 | 4 | 18 |

Completions 30 Yards or More at Purdue

| Player | 19 | 20 | 21 | 22 | Total |
|-----------------|----|----|----|----|-------|
| Aidan O'Connell | 5 | 3 | 20 | 10 | 38 |

Completions 50 Yards or More at Purdue

| Player | 19 | 20 | 21 | 22 | Total |
|-----------------|----|----|----|----|-------|
| Aidan O'Connell | 1 | 0 | 8 | 3 | 12 |

MISC. RUSHING STATS

Games with 100-Yards Rushing

| Player | 19 | 20 | 21 | 22 | Total |
|----------------|----|----|----|----|-------|
| Dylan Downing | | | | 1 | 1 |
| Devin Mockobee | | | | 3 | 3 |
| Kobe Lewis | 5* | 3* | | | 8 |

Games with a Rushing Touchdown

| Player | 19 | 20 | 21 | 22 | Total |
|------------------|----|----|----|----|-------|
| King Doerue | 4 | | 2 | 2 | 7 |
| Dylan Downing | | | | 4 | 4 |
| Kobe Lewis | 8* | 4* | | | 12 |
| Devin Mockobee | | | | 6 | 6 |
| Aidan O'Connell | | | 1 | 1 | 2 |
| Tyrone Tracy Jr. | 1* | | 1* | | 2 |

Games with Multiple Rushing Touchdowns

| Player | 19 | 20 | 21 | 22 | Total |
|---------------|----|----|----|----|-------|
| King Doerue | 1 | | | 1 | 2 |
| Dylan Downing | | | | 1 | 1 |
| Kobe Lewis | 3* | 2* | | | 5 |

20-Yard Rushes at Purdue

| Player | 19 | 20 | 21 | 22 | Total |
|----------------|----|----|----|----|-------|
| King Doerue | 1 | | 3 | 2 | 6 |
| Devin Mockobee | | | | 2 | 2 |
| Dylan Downing | | | 1 | | 1 |

MISC. DEFENSIVE STATS

Games with Double-Digit Tackles

| Player | 19 | 20 | 21 | 22 | Total |
|-----------------|----|----|----|----|-------|
| Kieran Douglas | | | 1 | | 1 |
| Jalen Graham | | | 1 | | 1 |
| Chris Jefferson | | | 1 | | 1 |

Games with a Tackle for Loss (including assisted TFLs)

| Player | 18 | 19 | 20 | 21 | 22 | Total |
|-----------------------|----|----|----|----|----|-------|
| Cam Allen | | 2 | 2 | 1 | 2 | 7 |
| Joe Anderson | | | | 1 | | 1 |
| Prince James Boyd Jr. | | | | | 1 | 1 |
| O.C. Brothers | | | | 3 | | 3 |
| Jamari Brown | | | | | 2 | 2 |
| Branson Deen | | 1 | 4 | | 4 | 9 |
| Tee Denson | | | 1* | | | 1 |
| Kieran Douglas | | | 2 | 3 | 2 | 7 |
| Samisi Fakasiieki | 1 | 2 | 1 | | 2 | 6 |
| Jalen Graham | | 1 | 1 | 4 | 2 | 8 |
| Bryce Hampton | | | | | 2 | 2 |
| Scotty Humpich | 6* | 4* | 2* | 1 | | 13 |

MISC. DEFENSIVE STATS CONT.

| | | | | | |
|------------------|----|----|----|---|----|
| Chris Jefferson | 2* | 2 | | | 4 |
| Kydran Jenkins | | 5 | 5 | | 10 |
| Lawrence Johnson | | 3 | 2 | | 5 |
| Sanoussi Kane | | | 3 | | 3 |
| Yanni Karlaftis | | | 1 | | 1 |
| Sulaiman Kpaka | | | 1 | | 1 |
| Damarjhe Lewis | | | 1 | | 1 |
| Jack Sullivan | | 1 | 3 | 5 | 9 |
| Khordae Sydnor | | | | 5 | 5 |
| Reese Taylor | 1* | 3* | 2* | 1 | 7 |
| Cory Trice | 1 | 1 | | 1 | 3 |
| Jacob Wahlberg | | | | 1 | 1 |

Games with Multiple Tackles for Loss

| Player | 19 | 20 | 21 | 22 | Total |
|-----------------------|----|----|----|----|-------|
| Prince James Boyd Jr. | | | | 1 | 1 |
| Branson Deen | | 1 | 4 | | 5 |
| Semisi Fakasiieki | | | | 1 | 1 |
| Jalen Graham | | | | 1 | 1 |
| Scotty Humpich | 2* | 1* | 1* | 1 | 5 |
| Kydran Jenkins | | | 2 | 1 | 3 |
| Lawrence Johnson | | | 1 | 1 | 2 |
| Jack Sullivan | | | 1 | 1 | 2 |
| Khordae Sydnor | | | | 1 | 1 |
| Reese Taylor | | 1* | 1* | | 2 |

Games with a Sack (including half sacks)

| Player | 19 | 20 | 21 | 22 | Total |
|-------------------|----|----|----|----|-------|
| Jamari Brown | | | | 1 | 1 |
| Branson Deen | | 1 | 2 | 3 | 6 |
| Kieran Douglas | | | | 1 | 1 |
| Jalen Graham | | | | 1 | 1 |
| Samisi Fakasiieki | 1 | | | | 1 |
| Scotty Humpich | 2* | 2* | 2* | 1 | 7 |
| Kydran Jenkins | | | 5 | 3 | 8 |
| Lawrence Johnson | | | 1 | 1 | 2 |
| Sanoussi Kane | | | | 1 | 1 |
| Yanni Karlaftis | | | | 1 | 1 |
| Sulaiman Kpaka | | | | 1 | 1 |
| Jack Sullivan | | 1 | 2 | 4 | 7 |
| Khordae Sydnor | | | | 3 | 3 |
| Reese Taylor | | 1* | 1* | | 2 |

Games with Multiple Sacks

| Player | 19 | 20 | 21 | 22 | Total |
|------------------|----|----|----|----|-------|
| Branson Deen | | 1 | 1 | | 2 |
| Scotty Humpich | 1* | | | | 1 |
| Kydran Jenkins | | | | 1 | 1 |
| Lawrence Johnson | | | | 1 | 1 |
| Jack Sullivan | | | | 1 | 1 |
| Khordae Sydnor | | | | 1 | 1 |

Games with an Interception

| Player | 18 | 19 | 20 | 21 | 22 | Total |
|------------------|----|----|----|----|----|-------|
| Cam Allen | | 1 | 2 | 3 | 2 | 8 |
| Jamari Brown | | | | | 1 | 1 |
| Tee Denson | | | | 1* | | 1 |
| Kieran Douglas | | | | 1 | | 1 |
| Jalen Graham | | | | 1 | | 1 |
| Chris Jefferson | 1* | 6* | 2* | 1 | 2 | 12 |
| Reese Taylor | | 1* | 1* | | 1 | 3 |
| Cory Trice | | | 2 | | 1 | 3 |
| Jacob Wahlberg | | | | 1 | 1 | 2 |
| Clyde Washington | | | | | 1 | 1 |

SEASON HIGHS

PURDUE INDIVIDUAL SEASON HIGHS

| | |
|---------------------|---|
| RUSHES | 30 Devin Mockobee vs. Nebraska (10/15/2022) |
| YARDS RUSHING | 178 Devin Mockobee vs. Nebraska (10/15/2022) |
| TD RUSHES | 2 King Doerue vs. Penn St. (09/01/2022) |
| LONG RUSH | 68 Devin Mockobee at Minnesota (10/01/2022) |
| PASS ATTEMPTS | 59 Aidan O'Connell vs. Penn St. (09/01/2022) |
| PASS COMPLETIONS | 39 Aidan O'Connell at Syracuse (09/17/2022) |
| YARDS PASSING | 424 Aidan O'Connell at Syracuse (09/17/2022) |
| TD PASSES | 4 Aidan O'Connell vs. Nebraska (10/15/2022) |
| | 4 Aidan O'Connell vs. Indiana St. (09/10/2022) |
| LONG PASS | 56 Aidan O'Connell at Maryland (10/08/2022) |
| RECEPTIONS | 12 Charlie Jones vs. Nebraska (10/15/2022) |
| | 12 Charlie Jones vs. Penn St. (09/01/2022) |
| YARDS RECEIVING | 188 Charlie Jones at Syracuse (09/17/2022) |
| TD RECEPTIONS | 3 Charlie Jones vs. Indiana St. (09/10/2022) |
| LONG RECEPTION | 56 Payne Durham at Maryland (10/08/2022) |
| PUNTS | 7 Jack Ansell vs. Penn St. (09/01/2022) |
| PUNTING AVG | 55.3 Jack Ansell vs. Fla. Atlantic (09/24/2022) |
| LONG PUNT | 67 Jack Ansell vs. Fla. Atlantic (09/24/2022) |
| PUNTS INSIDE 20 | 2 Jack Ansell vs. Iowa (11/05/2022) |
| LONG PUNT RETURN | 40 Charlie Jones vs. Fla. Atlantic (09/24/2022) |
| LONG KICKOFF RETURN | 37 Deion Burks vs. Fla. Atlantic (09/24/2022) |
| TACKLES | 9 Jalen Graham at Maryland (10/08/2022) |
| SACKS | 2 Khordae Sydnor at Maryland (10/08/2022) |
| TACKLES FOR LOSS | 2 Jack Sullivan vs. Iowa (11/05/2022) |
| | 2 Jalen Graham vs. Nebraska (10/15/2022) |
| | 2 Khordae Sydnor at Maryland (10/08/2022) |
| | 2 Semisi Fakasiieiki at Minnesota (10/01/2022) |
| | 2 Prince Boyd Jr. vs. Indiana St. (09/10/2022) |

PURDUE TEAM SEASON HIGHS

| | |
|------------------|-------------------------------------|
| RUSHES | 47 vs. Nebraska (10/15/2022) |
| YARDS RUSHING | 232 vs. Indiana St. (09/10/2022) |
| YARDS PER RUSH | 5.9 at Minnesota (10/01/2022) |
| TD RUSHES | 3 vs. Indiana St. (09/10/2022) |
| PASS ATTEMPTS | 59 vs. Penn St. (09/01/2022) |
| PASS COMPLETIONS | 39 at Syracuse (09/17/2022) |
| YARDS PASSING | 424 at Syracuse (09/17/2022) |
| YARDS PER PASS | 9.6 vs. Indiana St. (09/10/2022) |
| TD PASSES | 4 vs. Nebraska (10/15/2022) |
| | 4 vs. Indiana St. (09/10/2022) |
| TOTAL PLAYS | 101 vs. Nebraska (10/15/2022) |
| TOTAL OFFENSE | 608 vs. Nebraska (10/15/2022) |
| YARDS PER PLAY | 6.9 vs. Indiana St. (09/10/2022) |
| POINTS | 56 vs. Indiana St. (09/10/2022) |
| SACKS BY | 4 vs. Nebraska (10/15/2022) |
| | 4 vs. Indiana St. (09/10/2022) |
| FIRST DOWNS | 38 vs. Nebraska (10/15/2022) |
| PENALTIES | 13 at Syracuse (09/17/2022) |
| PENALTY YARDS | 138 at Syracuse (09/17/2022) |
| TURNOVERS | 3 at Wisconsin (10/22/2022) |
| | 3 at Maryland (10/08/2022) |
| | 3 at Minnesota (10/01/2022) |
| PUNTS | 7 vs. Penn St. (09/01/2022) |
| | 7 vs. Iowa (11/05/2022) |
| PUNTING AVG | 55.3 vs. Fla. Atlantic (09/24/2022) |
| LONG PUNT | 67 vs. Fla. Atlantic (09/24/2022) |
| PUNTS INSIDE 20 | 2 vs. Iowa (11/05/2022) |
| LONG PUNT RETURN | 40 vs. Fla. Atlantic (09/24/2022) |

OPPONENT INDIVIDUAL SEASON HIGHS

| | |
|---------------------|---|
| RUSHES | 22 Kaleb Johnson vs. Iowa (11/05/2022) |
| YARDS RUSHING | 200 Kaleb Johnson vs. Iowa (11/05/2022) |
| TD RUSHES | 1 Kaleb Johnson vs. Iowa (11/05/2022) |
| | 1 Isaac Guerendo at Wisconsin (10/22/2022) |
| | 1 Braelon Allen at Wisconsin (10/22/2022) |
| | 1 Anthony Grant vs. Nebraska (10/15/2022) |
| | 1 Jaquez Yant vs. Nebraska (10/15/2022) |
| | 1 Taulia Tagovailoa at Maryland (10/08/2022) |
| | 1 Bryce Williams at Minnesota (10/01/2022) |
| | 1 Sean Clifford vs. Penn St. (09/01/2022) |
| LONG RUSH | 75 Kaleb Johnson vs. Iowa (11/05/2022) |
| PASS ATTEMPTS | 38 Taulia Tagovailoa at Maryland (10/08/2022) |
| PASS COMPLETIONS | 26 Taulia Tagovailoa at Maryland (10/08/2022) |
| YARDS PASSING | 354 Casey Thompson vs. Nebraska (10/15/2022) |
| TD PASSES | 4 Sean Clifford vs. Penn St. (09/01/2022) |
| LONG PASS | 72 Casey Thompson vs. Nebraska (10/15/2022) |
| RECEPTIONS | 9 LaJohntay Wester vs. Fla. Atlantic (09/24/2022) |
| YARDS RECEIVING | 237 Trey Palmer vs. Nebraska (10/15/2022) |
| TD RECEPTIONS | 3 LaJohntay Wester vs. Fla. Atlantic (09/24/2022) |
| LONG RECEPTION | 72 Trey Palmer vs. Nebraska (10/15/2022) |
| FIELD GOALS | 3 Timmy Bleekrode vs. Nebraska (10/15/2022) |
| LONG FIELD GOALS | 50 Andre Szmyt at Syracuse (09/17/2022) |
| PUNTS | 8 Tory Taylor vs. Iowa (11/05/2022) |
| | 8 Barney Amor vs. Penn St. (09/01/2022) |
| PUNTING AVG | 51.8 Tory Taylor vs. Iowa (11/05/2022) |
| LONG PUNT | 70 Tory Taylor vs. Iowa (11/05/2022) |
| PUNTS INSIDE 20 | 4 Andy Vujnovich at Wisconsin (10/22/2022) |
| LONG PUNT RETURN | 24 Dakota Caton vs. Indiana St. (09/10/2022) |
| LONG KICKOFF RETURN | 32 Tommi Hill vs. Nebraska (10/15/2022) |
| TACKLES | 11 Mikel Jones at Syracuse (09/17/2022) |
| SACKS | 2 Jaishawn Barham at Maryland (10/08/2022) |
| | 2 Durell Nchami at Maryland (10/08/2022) |
| TACKLES FOR LOSS | 3 Durell Nchami at Maryland (10/08/2022) |
| INTERCEPTIONS | 2 John Torchio at Wisconsin (10/22/2022) |

OPPONENT TEAM SEASON HIGHS

| | |
|------------------|------------------------------------|
| RUSHES | 43 vs. Fla. Atlantic (09/24/2022) |
| YARDS RUSHING | 190 vs. Fla. Atlantic (09/24/2022) |
| YARDS PER RUSH | 6.1 at Wisconsin (10/22/2022) |
| TD RUSHES | 2 at Wisconsin (10/22/2022) |
| | 2 vs. Nebraska (10/15/2022) |
| PASS ATTEMPTS | 41 vs. Penn St. (09/01/2022) |
| PASS COMPLETIONS | 26 at Maryland (10/08/2022) |
| YARDS PASSING | 354 vs. Nebraska (10/15/2022) |
| YARDS PER PASS | 12.2 vs. Nebraska (10/15/2022) |
| TD PASSES | 4 vs. Penn St. (09/01/2022) |
| TOTAL PLAYS | 73 vs. Penn St. (09/01/2022) |
| | 73 vs. Fla. Atlantic (09/24/2022) |
| TOTAL OFFENSE | 476 vs. Nebraska (10/15/2022) |
| YARDS PER PLAY | 9.2 vs. Nebraska (10/15/2022) |
| POINTS | 37 vs. Nebraska (10/15/2022) |
| SACKS BY | 5 at Maryland (10/08/2022) |
| FIRST DOWNS | 24 vs. Penn St. (09/01/2022) |
| PENALTIES | 9 at Wisconsin (10/22/2022) |
| | 9 at Maryland (10/08/2022) |
| | 9 at Syracuse (09/17/2022) |
| PENALTY YARDS | 82 at Wisconsin (10/22/2022) |
| TURNOVERS | 3 at Minnesota (10/01/2022) |
| | 3 vs. Indiana St. (09/10/2022) |
| | 9 vs. Indiana St. (09/10/2022) |
| PUNTS | 51.8 vs. Iowa (11/05/2022) |
| PUNTING AVG | 70 vs. Iowa (11/05/2022) |
| LONG PUNT | 4 at Wisconsin (10/22/2022) |
| PUNTS INSIDE 20 | 24 vs. Indiana St. (09/10/2022) |
| LONG PUNT RETURN | |





CAREER HIGH - PASSING (*at Previous School)

| PLAYER | COMPLETIONS | ATTEMPTS | TOUCHDOWNS | YARDS | LONG |
|-----------------|-------------------------------------|--------------------------------|-----------------------------------|----------------------------------|--------------------------------|
| Aidan O'Connell | 40, 2x last at Ohio State, 11/13/21 | 59, vs. Penn State, 9/1/22 | 5, vs. Tennessee, 12/30/21 | 536, vs. Michigan State, 11/6/21 | 75, vs. Tennessee, 12/30/21 |
| Austin Burton | 27, vs. Oregon State, 10/5/19* | 41, vs. Oregon State, 10/5/19* | 3, vs. Florida Atlantic, 09/24/22 | 236, vs. Oregon State, 10/5/19* | 30, vs. Oregon State, 10/5/19* |
| Michael Alaimo | 4, vs. Indiana State, 9/10/22 | 5, vs. Indiana State, 9/10/22 | - | 37, vs. Indiana State, 9/10/22 | 19, vs. Indiana State, 9/10/22 |
| Brady Allen | 1, vs. Indiana State, 9/10/22 | 3, vs. Indiana State, 9/10/22 | - | 8, vs. Indiana State, 9/10/22 | 8, vs. Indiana State, 9/10/22 |

CAREER HIGH - RUSHING (*at Previous School)

| PLAYER | ATTEMPTS | YARDS | TOUCHDOWNS | LONG |
|-------------------|------------------------------------|--------------------------------------|-----------------------------------|-------------------------------------|
| King Doerue | 21, vs. Minnesota, 10/2/21 | 95, vs. Minnesota, 10/2/21 | 2, 2x last vs. Penn State, 9/1/22 | 29, vs. Indiana, 11/26/21 |
| Dylan Downing | 15, vs. Florida Atlantic, 09/24/22 | 113, vs. Florida Atlantic, 09/24/22 | 1, 5x last at Maryland, 10/8/22 | 33, vs. Indiana, 11/26/21 |
| Kobe Lewis | 28, vs. Ohio, 11/4/20* | 161, vs. New Mexico State, 10/12/19* | 3, vs. Akron, 9/14/19* | 75, vs. Northern Illinois, 11/2/19* |
| Devin Mockobee | 30, vs. Nebraska, 10/15/22 | 178, vs. Nebraska, 10/15/22 | 1, 6x last at Wisconsin, 10/22/22 | 68, at Minnesota, 10/1/22 |
| Tyrone Tracy, Jr. | 3, vs. Indiana State, 9/10/22 | 34, vs. Indiana State, 9/10/22 | 1, vs. USC, 12/27/19* | 23, vs. USC, 12/27/19* |

| | | | | |
|-----------------|---------------------------------------|-----------------------------------|-------------------------------|-----------------------------------|
| Michael Alaimo | 1, 2x last vs. Indiana State, 9/10/22 | 7, vs. Florida Atlantic, 09/24/22 | - | 7, vs. Florida Atlantic, 09/24/22 |
| Jack Albers | 3, vs. Marist, 11/9/19* | 16, vs. Marist, 11/9/19 | 1, vs. Marist, 11/9/19 | 10, vs. Marist, 11/9/19 |
| Deion Burks | 1, at UConn, 9/11/21 | 6, at UConn, 9/11/21 | - | 6, at UConn, 9/11/21 |
| Austin Burton | 15, vs. Oregon State, 10/5/19* | 64, vs. Oregon State, 10/5/19* | 1, vs. Oregon State, 10/5/19* | 16, vs. Oregon State, 10/5/19* |
| Charlie Jones | 2, 2x last vs. Penn State, 10/9/21* | 38, vs. Michigan State, 11/7/20 | - | 27, vs. Michigan State, 11/7/20 |
| Aidan O'Connell | 5, 4x last vs. Northwestern, 11/14/20 | 13, at Minnesota, 10/1/22 | 1, at Iowa, 10/16/21 | 9, 3x last at Minnesota, 10/1/22 |
| TJ Sheffield | 1, 2x last at Syracuse, 9/17/22 | 7, vs. Penn State, 9/1/22 | - | 7, vs. Penn State, 9/1/22 |

CAREER HIGH - RECEIVING (*at Previous School)

| PLAYER | RECEPTIONS | YARDS | TOUCHDOWNS | LONG |
|---------------------|---------------------------------------|------------------------------------|----------------------------------|------------------------------------|
| Drew Biber | 1, vs. Indiana State, 9/10/22 | 6, vs. Indiana State, 9/10/22 | - | 6, vs. Indiana State, 9/10/22 |
| Deion Burks | 5, at Minnesota, 10/1/22 | 38, at Syracuse, 9/17/22 | - | 30, at Syracuse, 9/17/22 |
| King Doerue | 6, 2x last, vs. Minnesota, 10/2/21 | 60, vs. Michigan State, 11/6/21 | 1, 3x last vs. Nebraska, 11/2/19 | 46, vs. Michigan State, 11/6/21 |
| Dylan Downing | 4, at Minnesota, 10/1/22 | 28, at Minnesota, 10/1/22 | - | 15, vs. Indiana State, 9/10/22 |
| Payne Durham | 9, 2x last at Syracuse, 9/17/22 | 120, vs. Oregon State, 9/4/21 | 2, 3x last at Syracuse, 9/17/22 | 62, vs. Tennessee, 12/30/21 |
| Ben Furtney | 1, at Maryland, 10/8/22 | 20, at Maryland, 10/8/22 | - | 20, at Maryland, 10/8/22 |
| Spencer Holstege | 1, vs. Wisconsin, 10/23/21 | -3, vs. Wisconsin, 10/23/21 | - | -3, vs. Wisconsin, 10/23/21 |
| Charlie Jones | 12, 2x last vs. Nebraska, 10/15/22 | 188, at Syracuse, 9/17/22 | 3, vs. Indiana State, 9/10/22 | 72, vs. Minnesota, 11/14/21* |
| Kobe Lewis | 7, at Eastern Michigan, 11/27/20* | 37, at Western Michigan, 9/28/19* | 1, at Toledo, 12/12/20* | 33, vs. Akron, 9/14/19* |
| Alex Maxwell | 1, 2x last vs. Indiana State, 9/10/22 | 9, at UConn, 9/11/21 | - | 9, at UConn, 9/11/21 |
| Garrett Miller | 8, vs. Michigan State, 11/6/21 | 74, vs. Michigan State, 11/6/21 | 1, vs. Northwestern, 11/14/20 | 40, vs. Northwestern, 11/14/20 |
| Devin Mockobee | 4, vs. Florida Atlantic, 09/24/22 | 59, vs. Florida Atlantic, 09/24/22 | - | 28, vs. Florida Atlantic, 09/24/22 |
| Paul Piferi | 3, vs. Minnesota, 10/2/21 | 38, vs. Minnesota, 10/2/21 | - | 26, vs. Indiana State, 9/10/22 |
| Mershawn Rice | 5, at Maryland, 10/8/22 | 59, vs. Penn State, 9/1/22 | 1, 2x last at Maryland, 10/8/22 | 29, at Wisconsin, 10/22/22 |
| TJ Sheffield | 8, at Iowa, 10/16/21 | 70, vs. Nebraska, 10/15/22 | 2, vs. Nebraska, 10/15/22 | 38, vs. Tennessee, 12/30/21 |
| Andrew Sowinski | 4, vs. Nebraska, 10/15/22 | 34, vs. Nebraska, 10/15/22 | - | 11, vs. Nebraska, 10/15/22 |
| Collin Sullivan | 1, 2x last vs. Indiana State, 9/10/22 | 6, vs. Indiana State, 9/10/22 | - | 6, vs. Indiana State, 9/10/22 |
| Preston Terrell | 2, vs. Indiana State, 9/10/22 | 12, vs. Indiana State, 9/10/22 | - | 6, vs. Indiana State, 9/10/22 |
| Broc Thompson | 7, vs. Tennessee, 12/30/21 | 217, vs. Tennessee, 12/30/21 | 2, vs. Tennessee, 12/30/21 | 75, vs. Tennessee, 12/30/21 |
| Tyrone Tracy, Jr. | 6, 2x last vs. Illinois, 11/23/19* | 130, vs. Wisconsin, 11/9/19* | 1, 4x last at Maryland, 10/1/21* | 75, vs. Wisconsin, 11/9/19* |
| Abur-Rahmaan Yaseen | 3, vs. Illinois, 9/25/21 | 77, vs. Illinois, 9/25/21 | - | 73, vs. Illinois, 9/25/21 |

CAREER HIGH - PUNTING/KICKING (*at Previous School)

| PLAYER | PUNTS | LONG | INSIDE 20 | FG MADE | LONG |
|------------------|---------------------------|------------------------------------|----------------------------------|-------------------------------------|------------------------|
| Jack Ansell | 7, vs. Penn State, 9/1/22 | 67, vs. Florida Atlantic, 09/24/22 | 2, 4x last, vs. Iowa, 11/5/22 | - | - |
| Brendan Cropsey | 3, at Notre Dame, 9/18/21 | 56, at Notre Dame, 9/18/21 | 1, 2x last vs. Indiana, 11/26/21 | - | - |
| Mitchell Fineran | - | - | - | 4, 4x last, vs. Tennessee, 12/30/21 | 50, at Furman, 3/6/21* |

CAREER HIGH - RETURNS (*at Previous School)

| PLAYER | KICK RETURN LONG | KICK RETURN TOUCHDOWN | PUNT RETURN LONG | PUNT RETURN TOUCHDOWN |
|-----------------|------------------------------------|----------------------------|------------------------------------|-----------------------|
| Deion Burks | 37, vs. Florida Atlantic, 09/24/22 | - | - | - |
| Chris Jefferson | - | - | 8, vs. Lake Erie, 4/1/21* | - |
| Charlie Jones | 100, vs. Illinois, 11/20/21* | 1, vs. Illinois, 11/20/21* | 40, vs. Florida Atlantic, 09/24/22 | - |
| Kobe Lewis | 51, at Ball State, 11/16/19* | - | - | - |
| TJ Sheffield | 41, vs. Nebraska, 12/5/20 | - | 17, vs. Michigan State, 11/6/21 | - |
| Reese Taylor | 28, vs. Ball State, 9/15/18* | - | 22, at Syracuse, 9/17/22 | - |
| Broc Thompson | - | - | 13, at Louisiana Tech, 10/17/20* | - |



GAME 10 NOTES • Purdue at Illinois **CAREER HIGH - DEFENSE** (*at Previous School)

| PLAYER | TACKLES | SACKS | TACKLES-FOR-LOSS | INTERCEPTIONS |
|-----------------------|---|---------------------------------|-------------------------------------|--|
| Cam Allen | 9, 3x last vs. Tennessee, 12/30/21 | - | 2, vs. Indiana State, 9/10/22 | 2, 2x last, at Minnesota, 10/1/22 |
| Joe Anderson | 4, vs. Tennessee, 12/30/21 | - | - | - |
| Prince James Boyd Jr. | 5, 2x last vs. Penn State, 9/1/22 | - | - | - |
| Ryan Brandt | 1, 3x last vs. Indiana State, 9/10/22 | - | - | - |
| Cole Brevard | 1, 2x last at Wisconsin, 10/22/22 | - | - | - |
| Q.C. Brothers | 6, vs. Florida Atlantic, 09/24/22 | - | 1, 3x last vs. Indiana, 11/26/21 | - |
| Jamari Brown | 5, vs. Tennessee, 12/30/21 | 1, 2x last at Maryland, 10/8/22 | 1, 4x last at Maryland, 10/8/22 | 1, vs. Indiana State, 9/10/22 |
| Nic Caraway | 2, 2x last vs. Iowa, 11/5/22 | - | - | - |
| Cam Childers | 2, at Wisconsin, 10/22/22 | - | - | - |
| Branson Deen | 6, at Minnesota, 10/1/22 | 1.5, at Iowa 10/16/21 | 3.0, vs. Indiana, 11/26/21 | - |
| Tee Denson | 5, vs. Texas, 12/5/20* | - | 1, 2x last vs. Stanford, 9/4/21* | 1, vs. Nevada, 9/18/21* |
| Kieren Douglas | 14, vs. Tennessee, 12/30/21 | - | 1, 4x last vs. Indiana, 11/26/21 | 1, at Iowa, 10/16/21 |
| Semisi Fakasiieiki | 8, 2x last at Minnesota, 10/1/22 | 1, vs. Maryland, 10/12/19 | 2, at Minnesota, 10/1/22 | - |
| Jalen Graham | 12, vs. Tennessee, 12/30/21 | 1, vs. Oregon State, 9/4/21 | 2, 2x last vs. Nebraska, 10/15/22 | 2, at Nebraska, 10/30/21 |
| Jah'von Grigsby | 2, vs. Nebraska, 10/15/22 | - | - | - |
| Bryce Hampton | 7, at Minnesota, 10/1/22 | - | 1, 2x last at Maryland, 10/8/22 | - |
| Scotty Humpich | 8, vs. Eastern Kentucky, 10/19/19 | 2, vs. Morehead State, 9/21/19 | 3.5, vs. Eastern Kentucky, 10/19/19 | - |
| Chris Jefferson | 15, vs. Tennessee, 12/30/21 | - | 1, at UConn, 9/11/21 | 1, 15x last vs. Florida Atlantic, 09/24/22 |
| Kydran Jenkins | 6, 2x last at Nebraska, 10/30/21 | 1.5, at Minnesota, 10/1/22 | 2.5, at Iowa, 10/16/21 | - |
| Lawrence Johnson | 6, vs. Wisconsin, 10/23/21 | 1.5, vs. Iowa, 11/5/22 | 2, vs. Wisconsin, 10/23/21 | - |
| Sanoussi Kane | 7, 2x last at Syracuse, 9/17/22 | 1.0, at Wisconsin, 10/22/22 | 1, 2x last at Wisconsin, 10/22/22 | - |
| Yanni Karlaftis | 2, vs. Indiana State, 9/10/22 | 0.5, vs. Indiana State, 9/10/22 | 0.5, vs. Indiana State, 9/10/22 | - |
| Sulaiman Kpaka | 3, vs. Nebraska, 10/15/22 | 0.5, vs. Indiana State, 9/10/22 | 1, vs. Iowa, 11/5/22 | - |
| Ben Kruel | 2, vs. Indiana State, 9/10/22 | - | - | - |
| Damarjhe Lewis | 3, vs. Illinois, 9/25/21 | - | - | - |
| Alex Maxwell | 1, vs. Iowa, 10/24/20 | - | - | - |
| Hudson Miller | 1, vs. Indiana State, 9/10/22 | - | - | - |
| Mo Omonode | 2, 2x last vs. Florida Atlantic, 09/24/22 | - | - | - |
| Jack Sullivan | 4, 4x last vs. Nebraska, 10/15/22 | 1, 6x last vs. Iowa, 11/5/22 | 2, 2x last vs. Iowa, 11/5/22 | - |
| Antonio Stevens | 1, at Minnesota, 10/1/22 | - | - | - |
| Khordae Sydnor | 4, vs. Indiana State, 9/10/22 | 2, at Maryland, 10/8/22 | 2, at Maryland, 10/8/22 | - |
| Reese Taylor | 8, vs. Rutgers, 10/31/20* | 1, 2x last at Iowa, 9/4/21* | 2.0, at Iowa, 9/4/21* | 1, 3x last vs. Nebraska, 10/15/22 |
| Cory Trice | 9, at Minnesota, 11/20/20 | - | 1, 2x last at Penn State, 10/5/19 | 2, vs. Maryland, 10/12/19 |
| Jacob Wahlberg | 8, vs. Florida Atlantic, 09/24/22 | - | 1, at Maryland, 10/8/22 | 1, vs. Indiana, 11/26/21 |
| Clyde Washington | 5, vs. Penn State, 9/1/22 | - | - | 1, vs. Nebraska, 10/15/22 |
| DJ Washington | 2, at UConn, 9/11/21 | - | - | - |





THE LAST TIME - TEAM

| | Purdue | Opponent |
|---|--|--|
| Had 300 or more yards rushing | vs. Eastern Michigan, Sept. 8, 2018 (341) | Wisconsin, Nov. 23, 2019 (403) |
| Had 400 or more yards rushing | at Northwestern, Oct. 26, 2002 (407) | Wisconsin, Nov. 23, 2019 (403) |
| Had 50 or more rushing attempts | at Missouri, Sept. 16, 2017 (50) | Wisconsin, Oct. 23, 2021 (51) |
| Had two players with 100 yards rushing | vs. Eastern Michigan, Sept. 8, 2018 D.J. Knox (152) and Markell Jones (109) | Wisconsin, Oct. 23, 2021 Chez Mellusi (153), Braelon Allen (144) |
| Had a player with three straight 100-yard rushing games | Zander Horvath (2019 - vs. Indiana, 2020 - vs. Iowa, at Illinois) | |
| Had 400 or more passing yards | at Syracuse, Sept. 17, 2022 (424) | Vanderbilt, Sept. 7, 2019 (420) |
| Had 500 or more passing yards | vs. Tennessee, Dec. 30, 2021 (534) | Never |
| Had 45 or more passing attempts | at Wisconsin, Oct. 22, 2022 (46) | Indiana, Nov. 24, 2018 (51) |
| Had 30 or more passing completions | at Wisconsin, Oct. 22, 2022 (31) | Vanderbilt, Sept. 7, 2019 (31) |
| Threw four or more passing touchdowns | vs. Nebraska, Oct. 15, 2022 (4) | vs. Penn State, Sept. 1, 2022 (4) |
| Threw three or more passing interceptions | at Wisconsin, Oct. 22, 2022 (3) | at Nebraska, Oct. 30, 2021 (4) |
| Had two players with 100 yards receiving | at Northwestern, Nov. 20, 2021 (Wright - 213, Bell - 101) | Ohio State, Nov. 13, 2021 (Njigba-Smith - 139, Garrett Wilson - 126) |
| Had three players with 100 yards receiving | vs. Missouri, Sept. 15, 2018 (Rondale Moore 137, Brycen Hopkins 136 and Isaac Zico 100) | |
| Had a 200-yard passer and a 100-yard rusher | at Wisconsin, Oct. 22, 2022 (Aidan O'Connell 320 passing & Devin Mockobee 110 rushing) | |
| Had a 100-yard rusher and a 100-yard receiver | at Wisconsin, Oct. 22, 2022 (Devin Mockobee 110 rushing; Charlie Jones 105 receiving) | |
| Had 600 or more yards of total offense | vs. Nebraska, Oct. 15, 2022 (608) | vs. Tennessee, Dec. 30, 2021 (666) |
| Ran 80 or more total plays of offense | vs. Nebraska, Oct. 15, 2022 (101) | vs. Tennessee, Dec. 30, 2021 (105) |
| Scored 40 or more points | vs. Nebraska, Oct. 15, 2022 (43) | vs. Tennessee, Dec. 30, 2021 (45) |
| Scored 50 or more points | vs. Indiana State, Sept. 10, 2022 (56) | at Ohio State, Nov. 13, 2021 (59) |
| Scored 60 or more points | at Indiana, Nov. 22, 2008 (62) | vs. Auburn, Dec. 28, 2018 (63) |
| Was held scoreless | vs. Ohio State, Nov. 2, 2013 (56-0) | vs. Indiana State, Sept. 10, 2022 (56-0) |
| Did not allow a touchdown | vs. Indiana State, Sept. 10, 2022 | vs. Iowa, Nov. 5, 2022 |
| Did not commit a turnover | vs. Indiana, Nov. 27, 2021 | vs. Iowa, Nov. 5, 2022 |
| Committed five or more turnovers | vs. Wisconsin, Oct. 23, 2021 (5) | Nebraska, Oct. 31, 2015 (5) |
| Intercepted four or more passes | vs. Nebraska, Oct. 30, 2021 (4) | Northwestern, Nov. 12, 2016 (4) |
| Returned an interception for a touchdown | vs. Indiana State, Sept. 10, 2022 (Cam Allen, 65 yards) | at Wisconsin, Oct. 22, 2022 (John Torchio, 31 yards) |
| Returned a fumble for a touchdown | vs. Wisconsin, Oct. 23, 2021 (George Karlaftis, 56 yards) | at Minnesota, Nov. 10, 2018 |
| Held opponent to 50 or fewer rushing yards | at Minnesota, Oct. 1, 2022 (47) | Northwestern, Nov. 20, 2021 (50) |
| Held opponent to 100 or fewer passing yards | vs. Indiana State, Sept. 10, 2022 (94) | vs. Iowa, Sept. 27, 2014 (72) |
| Held opponent to 200 or fewer yards of total offense | vs. Indiana State, Sept. 10, 2022 (145) | at Penn State, Oct. 5, 2019 (104) |
| Scored a safety | vs. Rutgers, Nov. 28, 2020 (Branson Deen) | Northwestern, Nov. 9, 2019 |
| Recorded five or more sacks | vs. Eastern Michigan, Sept. 8, 2018 (6) | at Maryland, Oct. 8, 2022 (5) |
| Stopped a two-point conversion | at Maryland, Oct. 8, 2022 | at Syracuse, Sept. 17, 2022 |
| Returned a kickoff for a touchdown | at Penn State, Nov. 16, 2013 (Raheem Mostert, 100 yards) | Rutgers, Nov. 28, 2020 (Aron Cruickshank, 100 yards) |
| Returned a punt for a touchdown | vs. Northern Illinois, Sept. 19, 2009 (Aaron Valentin, 62 yards) | Michigan, Nov. 1, 2008 (Martavious Odoms, 73 yards) |
| Returned a blocked punt for a touchdown | vs. Northern Colorado, Sept. 6, 2008 (Mike Conway, 11 yards) | Virginia Tech, Sept. 19, 2015 (Anthony Shegog, 15 yards) |
| Blocked a punt | vs. Nebraska, Dec. 5, 2020 (Jackson Anthrop) | vs. Nebraska, Oct. 15, 2022 (Phalen Sanford) |
| Blocked a field goal | at Northwestern, Nov. 20, 2021 (George Karlaftis) | at Minnesota, Nov. 20, 2020 (J.D. Dellinger) |
| Blocked a PAT kick | at Maryland, Oct. 8, 2022 (Cam Allen) | at Syracuse, Sept. 17, 2022 |
| Missed a kicking PAT | vs. Nebraska, Oct. 15, 2022 (Mitchell Fineran) | Rutgers, Nov. 28, 2020 |
| Scored a 2-point conversion | vs. Indiana, Nov. 30, 2019 (Aidan O'Connell pass to Brycen Hopkins) | at Syracuse, Sept. 17, 2022 |
| Did not punt | vs. Nevada, Sept. 24, 2016 | at Wisconsin, Nov. 23, 2019 |
| Recovered an onside kick (as kicking team) | vs. Minnesota, Sept. 28, 2019 | |
| Had 30 or more first downs | vs. Nebraska, Oct. 15, 2022 (38) | vs. Tennessee, Dec. 30, 2021 (31) |
| Had 35 or more minutes of possession time | at Wisconsin, Oct. 22, 2022 (35:00) | vs. Rutgers, Nov. 28, 2020 (35:08) |
| Was involved in an overtime game | vs. Tennessee, Dec. 30, 2021 (48-45) | [6-10 all-time in overtime games] |

THE LAST TIME - BOILERMAKER

| | | | |
|--|---|---|--|
| Rushed for 100 yards or more | Devin Mockobee at Wisconsin, Oct. 22, 2022 (110) | Had 400 or more yards total offense | Aidan O'Connell at Syracuse, Sept. 17, 2022 (424) |
| Rushed for 150 yards or more | Devin Mockobee vs. Nebraska, Oct. 15, 2022 (178) | Had 500 or more yards total offense | Aidan O'Connell vs. Tennessee, Dec. 30, 2021 (525) |
| Rushed for 200 yards or more | Markell Jones vs. Indiana, Nov. 25, 2017 (217) | Had 100 yards both passing and rushing | Brandon Kirsch at Michigan St., Nov. 16, 2002 (208 p, 125 r) |
| Rushed for 250 yards or more | Mike Alstott at Indiana, Nov. 24, 1995 (265) | | |
| Quarterback rushed for 100 or more yards | Rob Henry at Northwestern, Oct. 9, 2010 (132) | Had 150 or more all-purpose yards | Devin Mockobee vs. Nebraska, Oct. 15, 2022 (206) |
| Rushed 20 or more times | Devin Mockobee at Wisconsin, Oct. 22, 2022 (23) | Had 200 or more all-purpose yards | Devin Mockobee vs. Nebraska, Oct. 15, 2022 (206) |
| Rushed 30 or more times | Devin Mockobee vs. Nebraska, Oct. 15, 2022 (30) | Had 250 or more all-purpose yards | Rondale Moore vs. Vanderbilt, Sept. 7, 2019 (279) |
| Rushed for three touchdowns | D.J. Knox vs. Ohio State, Oct. 20, 2018 (3) | | |
| Rushed for four or more touchdowns | Kory Sheets vs. Miami (Ohio), Sept. 9, 2006 (4) | Accounted for five or more touchdowns | Aidan O'Connell vs. Tennessee, Dec. 30, 2021 (5 pass) |
| Had a run of 50 yards or more | Devin Mockobee at Minnesota, Oct. 1, 2022 (68) | | |
| | | Intercepted two or more passes | Cam Allen at Minnesota, Oct. 1, 2022 (2) |
| Passed for 300 or more yards | Aidan O'Connell at Wisconsin, Oct. 22, 2022 (320) | Intercepted three or more passes | Anthony Brown vs. Nebraska, Oct. 31, 2015 (3) |
| Passed for 400 or more yards | Aidan O'Connell at Syracuse, Sept. 17, 2022 (424) | Intercepted four or more passes | Paul Beery at Wisconsin, Oct. 9, 1976 (4) |
| Passed for 500 or more yards | Aidan O'Connell vs. Tennessee, Dec. 30, 2021 (534) | Recovered two or more fumbles | Ryan Russell vs. Minnesota, Oct. 8, 2011 (2) |
| Attempted 40 or more passes | Aidan O'Connell at Wisconsin, Oct. 22, 2022 (46) | Recorded 10 or more tackles | Jaylan Alexander vs. Tennessee, Dec. 30, 2021 (19) |
| Completed 30 or more passes | Aidan O'Connell at Wisconsin, Oct. 22, 2022 (31) | Recorded 15 or more tackles | Jaylan Alexander vs. Tennessee, Dec. 30, 2021 (19) |
| Threw five or more touchdowns | Aidan O'Connell vs. Tennessee, Dec. 30, 2021 (5) | Had two or more sacks | Khordae Sydnor at Maryland, Oct. 8, 2022 (2) |
| Completed a pass of 50 yards or more | Aidan O'Connell at Syracuse, Sept. 17, 2022 (55) | | |
| Completed a pass of 75 yards or more | Aidan O'Connell vs. Tennessee, Dec. 30, 2021 (75) | Scored 10 or more points kicking | Mitchell Fineran vs. Tennessee, Dec. 30, 2021 (16) |
| Threw three or more interceptions | Aidan O'Connell at Wisconsin, Oct. 22, 2022 (3) | Made four field goals | Mitchell Fineran vs. Tennessee, Dec. 30, 2021 (4) |
| | | Made five or more field goals | Rick Anderson vs. Michigan State, Oct. 25, 1980 (5) |
| Caught 10 or more passes | Charlie Jones vs. Iowa, Nov. 5, 2022 (11) | Made a field goal of 50 or more yards | J.D. Dellinger vs. TCU, Sept. 14, 2019 (53) |
| Caught 15 or more passes | Rondale Moore at Minnesota, Nov. 20, 2020 (15) | Had a punt 60 or more yards | Jack Ansell vs. Florida Atlantic, Sept. 24, 2022 (67) |
| Had 100 or more yards receiving | Charlie Jones vs. Iowa, Nov. 5, 2022 (104) | Had a punt 70 or more yards | Joe Schopper at Michigan State, Oct. 27, 2018 (74) |
| Had 150 or more yards receiving | Charlie Jones at Syracuse, Sept. 17, 2022 (188) | Punted 10 or more times | Joe Schopper vs. Michigan, Sept. 23, 2017 (11) |
| Had 200 or more yards receiving | Broc Thompson vs. Tennessee, Dec. 30, 2021 (217) | Totalled 100 or more punt return yards | Anthony Chambers vs. Penn State, Oct. 11, 2003 (149) |
| Caught three or more touchdowns | Charlie Jones vs. Indiana State, Sept. 10, 2022 (3) | Totalled 100 or more kickoff return yards | TJ Sheffield vs. Nebraska, Dec. 5, 2020 (116) |
| Caught a pass of 50 yards or more | Payne Durham at Maryland, Oct. 8, 2022 (56) | | |
| Caught a pass of 75 yards or more | Broc Thompson vs. Tennessee, Dec. 30, 2021 (75) | | |



WEEK 1

35 PENN STATE
31 PURDUE

SEPT. 1, 2022
ROSS-ADE STADIUM • WEST LAFAYETTE, IND.

A late Penn State touchdown with 57 seconds remaining sent the Purdue football team to a 35-31 loss in the 2022 season opener at Ross-Ade Stadium.

The Boilermakers (0-1) held a 31-28 advantage after Chris Jefferson intercepted Penn State (1-0) quarterback Sean Clifford and returned it 72 yards for a touchdown with 8:29 to play. Purdue held Penn State to just seven plays and 14 yards on its next two possessions, taking the ball back on offense with 4:28 on the clock. Penn State's defense forced Purdue to punt with 2:22 remaining.

The Nittany Lions then took eight plays to cover 80 yards in 1:25 with Clifford hitting Keyvone Lee for 10 yards and the game-winning score.

Purdue quarterback Aidan O'Connell finished the night going 30-59 passing for 365 yards, one touchdown and no interceptions. The sixth-year thrower crossed the 300-yard mark for the ninth time in his career, moving him into sole control of fifth in program history. Running back King Doerue found the end zone twice for his second career multi-score game.

Clifford threw for 282 yards on 20-of-37 passing with four touchdowns and an interception.

Both sides had one giveaway that led to points. Purdue's fumble with 30 seconds remaining in the second saw Penn State score with two seconds left in the first half, while Jefferson's interception return for a touchdown swung the momentum in the fourth.

O'Connell connected with former youth football teammate Charlie Jones in his Purdue debut 12 times. Jones posted a career night receiving with 12 receptions for 153 yards and a touchdown.

WEEK 1 STATS

| | | | | | |
|------------|---|----|----|----|----|
| Penn State | 0 | 21 | 0 | 14 | 35 |
| Purdue | 3 | 7 | 14 | 7 | 31 |

Scoring Summary

| | |
|--|-------|
| 1st PUR - #24 M.Fineran 36 yd FG | 0-3 |
| 2nd PSU - #5 M.Tinsley 12 yd pass from #14 S.Clifford (kick) | 7-3 |
| 2nd PUR - #22 K.Doerue 3 yd rush (kick) | 7-10 |
| 2nd PUR - #14 S.Clifford 2 yd rush (kick) | 14-10 |
| 2nd PSU - #86 B.Strange 67 yd pass from #14 S.Clifford (kick) | 21-10 |
| 3rd PUR - #22 K.Doerue 2 yd rush (kick) | 21-17 |
| 3rd PUR - #15 C.Jones 7 yd pass from #16 A.O'Connell (kick) | 21-24 |
| 4th PSU - #1 K.Lambert-Smith 29 yd pass from #14 S.Clifford (kick) | 28-24 |
| 4th PUR - #17 C.Jefferson 72 yd interception return (kick) | 28-31 |
| 4th PSU - #24 K.Lee 10 yd pass from #14 S.Clifford (kick) | 35-31 |

| Team Statistics | PUR | PSU |
|-----------------|-----|-----|
| First Downs | 26 | 24 |
| Rushing Yards | 61 | 98 |
| Passing Yards | 365 | 308 |
| Total Offense | 426 | 406 |

Top Rushing (Att-Yds-TD)

| |
|---|
| PUR Doerue (15-57-2), Downing (4-14-0) |
| PSU Allen (8-31-0), Lee (9-30-0), Singleton (9-22-0), Clifford (5-11-1), Washington (1-4-0) |

Top Passing (Cmp-Att-Yds-I-TD)

| |
|--|
| PUR O'Connell (30-59-365-0-1) |
| PSU Clifford (20-37-282-1-4), Allar (2-4-26-0-0) |

Top Receiving (Rec-Yds-TD)

| |
|---|
| PUR Jones (12-153-1), Sheffield (4-49-0), Rice (3-59-0), Durham (3-43-0) |
| PSU Tinsley (7-84-1), Lambert-Smith (4-58-1), Warren 3-23-0, Strange (2-77-1), Lee (2-15-1) |

WEEK 2

56 PURDUE
0 INDIANA STATE

SEPT. 10, 2022
ROSS-ADE STADIUM • WEST LAFAYETTE, IND.

Purdue's defense forced a fumble on the opening play of the game to set the tone in a 56-0 rout of Indiana State on Saturday at Ross-Ade Stadium. The 56-point margin of victory was the largest for Purdue since a 59-point shutout win over Southeast Missouri in 2011.

The Boilermakers (1-1) tallied 521 yards of total offense with a balanced 232 on the ground and 289 through the air. Purdue's defense held the Sycamores (1-1) to 145 yards of total offense.

The defense posted its second shutout of the Jeff Brohm era. Purdue racked up seven tackles-for-loss, three sacks, two interceptions and a fumble recovery. Sanoussi Kane delivered a punishing hit to Indiana State Tee Hodge on the opening play of the game to pop the ball up in the air into safety Cam Allen's arms.

In the third quarter, Allen picked off an Indiana State pass and took it to pay dirt for a 65-yard touchdown. It marked the first time Purdue has interception returns for a touchdown in back-to-back weeks since Ricardo Allen achieved the feat in 2010.

Offensively, Purdue scored a touchdown on seven of its first nine drives. The only two drives the Boilermakers failed to score on started inside their own two-yard line.

Quarterback Aidan O'Connell was efficient in his one half of action with four touchdowns and 211 yards on 17-of-19 passing. Charlie Jones added to his early haul as a Boilermaker with his second straight 100-yard receiving game. The Deerfield, Ill., native snagged nine passes for 133 yards and three touchdowns.

Redshirt freshman Devin Mockobee led the rushing attack with 78 yards on 13 touches with one score. Dylan Downing added 55 yards from 11 rushes. Purdue topped 200 yards rushing for the first time since Oct. 13, 2018, in a win over Illinois.

WEEK 2 STATS

| | | | | | |
|---------------|----|----|----|---|----|
| Purdue | 21 | 14 | 14 | 7 | 56 |
| Indiana State | 0 | 0 | 0 | 0 | 0 |

Scoring Summary

| | |
|---|------|
| 1st PUR - #22 K.Doerue 4 yd rush (kick) | 0-7 |
| 1st PUR - #15 C.Jones 7 yd pass from #16 A.O'Connell (kick) | 0-14 |
| 1st PUR - #89 P.Piferi 26 yd pass from #16 A.O'Connell (kick) | 0-21 |
| 1st PUR - #15 C.Jones 36 yd pass from #16 A.O'Connell (kick) | 0-28 |
| 2nd PUR - #15 C.Jones 5 yd pass from #16 A.O'Connell (kick) | 0-35 |
| 3rd PUR - #38 D.Downing 1 yd rush (kick) | 0-42 |
| 3rd PUR - #10 C.Allen 65 yd interception return (kick) | 0-49 |
| 4th PUR - #45 D.Mockobee 14 yd rush (#41 C.Krockover kick) | 0-56 |

| Team Statistics | PUR | ISU |
|-----------------|-----|-----|
| First Downs | 28 | 7 |
| Rushing Yards | 232 | 51 |
| Passing Yards | 289 | 94 |
| Total Offense | 521 | 145 |

Top Rushing (Att-Yds-TD)

| |
|--|
| PUR Mockobee (13-78-1), Downing (11-55-1), Lewis (12-37-0) |
| ISU Hodge (9-32-0), Dinka (12-16-0) |

Top Passing (Cmp-Att-Yds-I-TD)

| |
|-------------------------------|
| PUR O'Connell (17-19-211-0-4) |
| ISU Screws (6-14-83-2-0) |

Top Receiving (Rec-Yds-TD)

| |
|---|
| PUR Jones (9-133-3), Tracy Jr. (4-37-0) |
| ISU Hendrix (5-90-0) |

WEEK 3

32 SYRACUSE
29 PURDUE

SEPT. 17, 2022
JMA WIRELESS DOME • SYRACUSE, N.Y.

A Syracuse touchdown with seven seconds left to play handed Purdue a 32-29 loss in its road opener on Saturday in the JMA Wireless Dome.

The Boilermakers (1-2, 0-1 B10) held a 9-3 lead over the Orange (3-0, 1-0 ACC) at the end of the first half thanks to a Devin Mockobee 15-yard touchdown run and a Mitchell Fineran 41-yard field goal in what looked to be a defensive dogfight. Purdue's defense held quarterback Garrett Shrader and the Syracuse offense to just 134 total yards and a field goal in the first half of play.

The script would flip in the second half however, as both offenses exploded for a combined 49 points, 42 of which came in the fourth quarter. Purdue quarterback Aidan O'Connell posted season highs in completions and yards as he finished 39-of-55 for 424 yards, three touchdowns and one interception.

A back and forth second half saw the lead change hands on five different occasions. The teams traded touchdowns until O'Connell's first career pick-six gave the Orange a 25-15 lead with 8:08 left in the game. The Boilermakers would battle right back, as O'Connell found Charlie Jones for a 55-yard bomb to cut the deficit to three before tight end Payne Durham caught his second touchdown of the day to give Purdue a 29-25 lead with just 51 seconds remaining.

Penalties against Purdue aided Syracuse on their final possession as they took five plays to go fifty yards capped off by Shrader finding wide receiver Oronde Gadsden II for a 25-yard touchdown to win the game for the Orange.

O'Connell's connection with Charlie Jones continues to drive the Boilermaker offense. Jones racked up a career-high 188 yards and added a touchdown to become just the fifth power five player to have 100 yards receiving and a touchdown in his team's first three games. Two 50-plus yard strikes from O'Connell to Jones sparked Purdue's fourth quarter comeback bid that ultimately fell short.

WEEK 3 STATS

| | | | | | |
|----------|---|---|---|----|----|
| Purdue | 6 | 3 | 0 | 20 | 29 |
| Syracuse | 3 | 0 | 7 | 22 | 32 |

Scoring Summary

| | |
|--|-------|
| 1st SYR - #91 A.Szmyt 50 yd FG | 0-3 |
| 1st PUR - #45 D.Mockobee 15 yd rush (kick blocked), | 6-3 |
| 2nd PUR - #24 M.Fineran 41 yd FG | 9-3 |
| 3rd SYR - #80 I.Jones 3 yd pass from #6 G.Shrader (kick), | 9-10 |
| 4th PUR - #87 P.Durham 11 yd pass from #16 A.O'Connell (pass failed) | 15-10 |
| 4th SYR - #19 O.Gadsden II 46 yd pass from #6 G.Shrader (rush) | 15-18 |
| 4th SYR - #93 C.Okechukwu 17 yd interception return (kick) | 15-25 |
| 4th PUR - #15 C.Jones 55 yd pass from #16 A.O'Connell (kick) | 22-25 |
| 4th PUR - #87 P.Durham 12 yd pass from #16 A.O'Connell (kick) | 29-25 |
| 4th SYR - #19 O.Gadsden II 25 yd pass from #6 G.Shrader (kick) | 29-32 |

| Team Statistics | PUR | SYR |
|-----------------|-----|-----|
| First Downs | 25 | 23 |
| Rushing Yards | 61 | 125 |
| Passing Yards | 424 | 181 |
| Total Offense | 485 | 306 |

Top Rushing (Att-Yds-TD)

| |
|--|
| PUR Mockobee (8-22-1), Downing (10-22-0) |
| SYR Shrader (17-83-0), Tucker (18-42-0) |

Top Passing (Cmp-Att-Yds-I-TD)

| |
|-------------------------------|
| PUR O'Connell (39-55-424-1-3) |
| SYR Shrader (13-29-181-0-3) |

Top Receiving (Rec-Yds-TD)

| |
|---------------------------------------|
| PUR Jones (11-188-1), Durham (9-83-2) |
| SYR Gadsden II (6-112-2) |





WEEK 4

28 PURDUE
26 FAU

SEPT. 24, 2022
ROSS-ADE STADIUM • WEST LAFAYETTE, IND.

Behind a balanced offensive attack, the Purdue football team capped the 100th Homecoming celebration with a 28-26 win over FAU on Saturday night at Ross-Ade Stadium. The Boilermakers used a trio of defensive stops in the fourth quarter along with a four-yard touchdown pass from quarterback Austin Burton to TJ Sheffield to hold on for the two-point win.

Twice in the fourth quarter, Purdue's defense stepped in front of passes from FAU (2-3) quarterback Nkosi Perry to keep the Boilermakers (2-2) in the lead. Midway through the period, Chris Jefferson intercepted a pass at the Purdue 10-yard line and returned to the FAU 35-yard line. Jefferson's second pick of the season led to a four-yard touchdown catch by TJ Sheffield to extend the lead to 28-20.

Following FAU's touchdown with 5:21 to play that cut the Boilermaker lead to two, Cam Allen dove in front of a double-pass on the Owl's ensuing two-point conversion in the endzone to keep Purdue ahead.

The defense stopped FAU's final drive cold on fourth down with 46 seconds remaining. As Perry reached over a pile on fourth-and-one, linebacker Jacob Wahlberg punched the ball free, and Sanoussi Kane pounced on the loose ball to seal the win.

Purdue quarterback Austin Burton, starting in place of the injured Aidan O'Connell, threw for a career-high three touchdowns on 21-for-29 passing and 166 yards. The sixth-year passer worked around an interception in the third quarter to lead Purdue to a scoring drive in each quarter.

The Boilermakers finished with more rushing yards than passing for the first time since 2018 against Eastern Michigan, ending with 188 yards on the ground and 166 through the air. Running back Dylan Downing crossed the century mark for the first time in his career to end the night with 133 yards on 15 carries and a touchdown.

Downing was the first Boilermaker to rush for over 100 yards since Zander Horvath ran for 101 yards against Rutgers in 2020.

WEEK 4 STATS

| | | | | | |
|--------|---|----|---|---|----|
| Purdue | 7 | 7 | 7 | 7 | 28 |
| FAU | 0 | 13 | 7 | 6 | 26 |

Scoring Summary

| | |
|---|-------|
| 1st PUR - #15 C.Jones 7 yd pass from #12 A.Burton (kick) | 0-7 |
| 2nd FAU - #38 M.Suarez 27 yd FG | 3-7 |
| 2nd FAU - #1 L.Wester 13 yd pass from #7 N.Perry (kick) | 10-7 |
| 2nd FAU - #38 M.Suarez 39 yd FG | 13-7 |
| 2nd PUR - #15 C.Jones 12 yd pass from #12 A.Burton (kick) | 13-14 |
| 3rd PUR - #38 D.Downing 2 yd rush (kick) | 13-21 |
| 3rd FAU - #1 L.Wester 16 yd pass from #7 N.Perry (kick) | 20-21 |
| 4th PUR - #8 T.Sheffield 4 yd pass from #12 A.Burton (kick) | 20-28 |
| 4th FAU - #1 L.Wester 5 yd pass from #7 N.Perry (pass failed) | 26-28 |

| Team Statistics | PUR | FAU |
|-----------------|-----|-----|
| First Downs | 21 | 21 |
| Rushing Yards | 188 | 189 |
| Passing Yards | 230 | 166 |
| Total Offense | 354 | 419 |

Top Rushing (Att-Yds-TD)

| | |
|-----|---------------------------------------|
| PUR | Downing (15-113-1), Mockabee (6-37-0) |
| FAU | Perry (13-93-0), McCammon (15-39-0) |

Top Passing (Cmp-Att-Yds-I-TD)

| | |
|-----|------------------------|
| PUR | Burton (21-29-166-1-3) |
| FAU | Perry (18-30-230-1-3) |

Top Receiving (Rec-Yds-TD)

| | |
|-----|---|
| PUR | Jones (9-59-2), Mockabee (4-59-0), Sheffield (2-22-1) |
| FAU | Wester (9-90-3) |

WEEK 5

20 PURDUE
10 MINNESOTA

OCT. 1, 2022
HUNTINGTON BANK STADIUM • MINNEAPOLIS, MINN.

Purdue's defense intercepted three passes, while the offense rushed for 160 yards and two scores to pull off a 20-10 win over No. 21 Minnesota on Saturday afternoon at Huntington Bank Stadium. The Boilermakers moved to 3-2 on the year and 1-1 in Big Ten play with their first win in Minneapolis since 2007.

Purdue's defense stymied Minnesota (4-1, 1-1) all afternoon long with a trio of interceptions, seven tackles-for-loss, two sacks and six pass breakups. Safety Cam Allen delivered a pair of momentum swings with an end zone interception in the second quarter, before the game-sealing pick late in the final frame.

Facing an offense that averaged 294.5 yards rushing over its first four games, the Boilermakers were stout defensively, limiting the Golden Gophers to just 47 yards rushing. It was the first time Purdue held a team to 50 or fewer rushing yards since 2017 when Nebraska recorded 40 yards on the ground.

Linebacker Semisi Fakasiieiki led the way defensively with eight stops, including a pair behind the line. Seven different Boilermakers contributed to a tackle-for-loss. Purdue's defense allowed just three points off three giveaways on Saturday.

The Boilermakers jumped out to a 10-0 lead in the first quarter. Running back Dylan Downing pounded his way into the end zone for a two-yard touchdown to start the scoring. Mitchell Fineran later added a season-long 43-yard field goal. The defense meanwhile stood tall on Minnesota's opening four drives, forcing a three-and-out, interception by Jacob Wahlberg.

Purdue's offense found its rhythm in the fourth. Fineran put the Boilermakers back in front with a 25-yard field goal with 4:57 to play. The Boilermakers made it a 10-point gap when redshirt Devin Mockabee found the end zone with 3:13 left on a two-yard rush, following a career-long 68-yard carry.

WEEK 5 STATS

| | | | | | |
|-----------|----|---|---|----|----|
| Purdue | 10 | 0 | 0 | 10 | 20 |
| Minnesota | 0 | 3 | 7 | 0 | 10 |

Scoring Summary

| | |
|--|-------|
| 1st PUR - #38 D.Downing 2 yd rush (kick) | 7-0 |
| 1st PUR - #24 M.Fineran 43 yd FG | 10-0 |
| 2nd MINN - #95 M.Trickett 45 yd FG | 10-3 |
| 3rd MINN - #21 B.Williams 1 yd rush (kick) | 10-10 |
| 4th PUR - #24 M.Fineran 25 yd FG | 13-10 |
| 4th PUR - #45 D.Mockabee 2 yd rush (kick) | 20-10 |

Team Statistics

| | PUR | MINN |
|---------------|-----|------|
| First Downs | 18 | 14 |
| Rushing Yards | 160 | 47 |
| Passing Yards | 199 | 257 |
| Total Offense | 359 | 304 |

Top Rushing (Att-Yds-TD)

| | |
|------|--|
| PUR | Mockabee (11-112-1), Downing (10-32-1) |
| MINN | Williams (11-35-1), Potts (9-22-0) |

Top Passing (Cmp-Att-Yds-I-TD)

| | |
|------|---------------------------|
| PUR | O'Connell (27-40-199-2-0) |
| MINN | Morgan (18-33-257-3-0) |

Top Receiving (Rec-Yds-TD)

| | |
|------|---|
| PUR | Jones (6-55-0), Burks (4-35-0), Downing (4-28-0), Durham (4-21-0), Tracy Jr. (4-14-0) |
| MINN | Jackson (6-110-0), Williams (5-33-0), Spann-Ford (3-53-0), Brown-Stephens (3-53-0) |

WEEK 6

31 PURDUE
29 MARYLAND

OCT. 8, 2022
SECU STADIUM • COLLEGE PARK, Md.

Back-to-back fourth quarter touchdown drives for Purdue sandwiched in between two straight stops on point after attempts gave Purdue a 31-29 victory over Maryland on Saturday at SECU Stadium.

The defense for Purdue came up big for the second straight week against a potent offense. The Boilermakers produced three sacks to go with six tackles for loss and four break ups.

Head coach Jeff Brohm's squad produced two crucial stops with their backs against the wall. Safety Cam Allen blocked an extra point in the fourth that kept it at a six-point game. Then the Terrapins were turned away by a stout defensive effort on their two-point attempt to tie it up with 0:35 seconds left.

Senior linebacker Jalen Graham returned to the field for his first action since the opener against Penn State and led the team with nine tackles (one for loss). Defensive end Khordae Sydnor had a big day of his own, recording a career high two sacks.

Redshirt senior cornerback Cory Trice nabbed his first interception of the year to give Purdue a pick in five of six games this season. Trice's takeaway led to the first touchdown of the day for the Boilermakers.

Quarterback Aidan O'Connell led the way for the offense, going 30-of-41 for 360 yards and two touchdowns. He found ten different receivers on the day to drive Purdue another crucial conference victory at the midway point of the season.

His primary target on the day was tight end Payne Durham. The big man went for 109 yards on seven catches and a touchdown and his huge fourth quarter helped seal the win for the Boilermakers. An endzone snag with 3:19 left tied the game and then a season-long 56 yard catch and rumble down to the two yard-line led to a Devin Mockabee touchdown that sealed the game.

WEEK 6 STATS

| | | | | | |
|----------|---|----|---|----|----|
| Purdue | 3 | 14 | 0 | 14 | 31 |
| Maryland | 7 | 10 | 0 | 12 | 29 |

Scoring Summary

| | |
|--|-------|
| 1st UMD - #3 T.Tagovailoa 9 yd rush (kick) | 0-7 |
| 1st PUR - #24 M.Fineran 39 yd FG | 3-7 |
| 2nd PUR - #38 D.Downing 1 yd rush (#24 M.Fineran kick), 11-65, 04:48 | 10-7 |
| 2nd UMD - #38 C.Ryland 46 yd FG, 8-52, 03:35 | 10-10 |
| 2nd PUR - #9 M.Rice 4 yd pass from #16 A.O'Connell (kick) | 7-10 |
| 2nd UMD - #84 C.Dyches 68 yd pass from #3 T.Tagovailoa (kick) | 17-17 |
| 4th UMD - #24 Hemby 11 yd pass from #3 T.Tagovailoa (kick blocked) | 17-23 |
| 4th PUR - #87 P.Durham 4 yd pass from #16 A.O'Connell (kick) | 24-23 |
| 4th PUR - #45 D.Mockabee 1 yd rush (kick) | 31-23 |
| 4th UMD - #84 Dyches 18 yd pass from #3 T.Tagovailoa (pass failed) | 31-29 |

Team Statistics

| | PUR | UM |
|---------------|-----|-----|
| First Downs | 23 | 18 |
| Rushing Yards | 13 | 72 |
| Passing Yards | 360 | 315 |
| Total Offense | 373 | 387 |

Top Rushing (Att-Yds-TD)

| | |
|-----|---------------------------------------|
| PUR | Mockabee (13-26-1), Downing (8-13-1) |
| UM | Littleton II (6-30-0), Hemby (7-26-0) |

Top Passing (Cmp-Att-Yds-I-TD)

| | |
|-----|---------------------------|
| PUR | O'Connell (31-40-360-1-2) |
| UM | Tagovailoa (26-38-1-3) |

Top Receiving (Rec-Yds-TD)

| | |
|-----|---|
| PUR | Durham (7-109-1), Rice (5-54-1), Sheffield (4-48-1) |
| UM | Hemby (5-63-1), Dyches (4-106-2), Copeland (4-44-0) |



WEEK 7

43 PURDUE
37 NEBRASKA

OCT. 15, 2022
ROSS-ADE STADIUM • WEST LAFAYETTE, IND.

Quarterback Aidan O'Connell threw for four touchdowns, running back Devin Mockobee rushed for 178 yards and the defense intercepted a pair of passes as Purdue outlasted Nebraska for a 43-37 win. The Boilermakers pulled within one win of bowl eligibility and improved to 5-2 on the year and 3-1 in Big Ten play.

The Boilermakers are now 3-2 in one-possession games this season.

Purdue jumped out to an early 10-0 lead early in the first after a two-yard touchdown toss from quarterback Aidan O'Connell to TJ Sheffield and a 37-yard field goal by Mitchell Fineran. The Cornhuskers (3-4, 2-2) responded with 10 straight points to even the score midway through the second.

O'Connell started a 17-point run before the half by the Boilermakers with a 31-yard pitch-and-catch to Charlie Jones. Fineran nailed another 37-yard kick before running back Mockobee found pay dirt from one yard out.

After Nebraska rolled off 13 unanswered points to cut the gap to four late in the third quarter, Sheffield danced around the Cornhusker defense for a 28-yard touchdown. Fineran, who went 3-for-4 on the night, tacked on a 34-yard kick in the fourth, before Jones added his second touchdown catch from two yards out with 6:55 to play to open a 43-30 lead.

Nebraska trimmed Purdue's lead down to six with 5:55 left, O'Connell and the offense ran the clock with a 12-play, 53-yard drive.

O'Connell notched the fifth four-touchdown game of his career. The sixth-year thrower connected on 35 of his 54 passes for 391 yards. Receivers Jones and Sheffield both snagged a pair of touchdown passes and finished with 132 and 70 yards receiving, respectively.

WEEK 7 STATS

| | | | | | |
|----------|----|----|----|---|----|
| Purdue | 10 | 17 | 7 | 9 | 43 |
| Nebraska | 0 | 13 | 17 | 7 | 37 |

Scoring Summary

| | |
|--|-------|
| 1st PUR - #8 T.Sheffield 2 yd pass from #16 A.O'Connell (kick) | 0-7 |
| 1st PUR - #24 M.Fineran 37 yd FG | 0-10 |
| 2nd NEB - #0 J.Yant 1 yd rush (kick) | 7-10 |
| 2nd NEB - #38 T.Bleekrode 36 yd FG | 10-10 |
| 2nd PUR - #15 C.Jones 31 yd pass from #16 A.O'Connell (kick) | 10-17 |
| 2nd PUR - #24 M.Fineran 37 yd FG | 10-20 |
| 2nd PUR - #45 D.Mockobee 1 yd rush (kick) | 10-27 |
| 2nd 00:00 NEB - #38 T.Bleekrode 43 yd FG | 13-27 |
| 3rd NEB - #3 T.Palmer 37 yd pass from #11 C.Thompson (kick) | 20-27 |
| 3rd NEB - #38 T.Bleekrode 22 yd FG | 23-27 |
| 3rd PUR - #8 T.Sheffield 28 yd pass from #16 A.O'Connell (kick) | 23-34 |
| 3rd NEB - #3 T.Palmer 72 yd pass from #11 C.Thompson (kick) | 30-34 |
| 4th PUR - #24 M.Fineran 34 yd FG | 30-37 |
| 4th PUR - #15 C.Jones 2 yd pass from #16 A.O'Connell (kick missed) | 30-43 |
| 4th NEB - #10 A.Grant 1 yd rush (kick) | 37-43 |

| Team Statistics | PUR | NEB |
|-----------------|-----|-----|
| First Downs | 38 | 15 |
| Rushing Yards | 217 | 122 |
| Passing Yards | 391 | 354 |
| Total Offense | 608 | 476 |

Top Rushing (Att-Yds-TD)

| |
|--|
| PUR Mockobee (30-178-1), Doerue (8-34-0) |
| UNL Palmer (1-60-0), Grant (11-35-1) |

Top Passing (Cmp-Att-Yds-I-TD)

| |
|-------------------------------|
| PUR O'Connell (35-54-391-1-4) |
| UNL Thompson (16-29-354-2-2) |

Top Receiving (Rec-Yds-TD)

| |
|---|
| PUR Jones (12-132-2), Sheffield (5-70-2), Durham (5-30-0) |
| UNL Palmer (7-237-2), Vokolek (3-38-0) |

WEEK 8

35 WISCONSIN
24 PURDUE

OCT. 22, 2022
CAMP RANDALL STADIUM • MADISON, WISC.

The Purdue football team saw its four-game winning streak come to an end Saturday with a 35-24 loss at Wisconsin.

Running back Devin Mockobee topped the century mark rushing for the third time this season and the second straight week. The redshirt freshman carried the ball 23 times for 108 yards and one score.

Wide receiver Charlie Jones grabbed 10 passes for 105 yards. It was his fourth 10-catch game of the season, making him the fifth Purdue receiver to have four or more 10-reception games in a season since 2000.

The Boilermakers (5-3, 3-2) outgained Wisconsin (4-4, 2-3) 431-381 and finished with 111 yards on the ground and 320 through the air. Quarterback Aidan O'Connell threw for 320 yards, his 13th career 300-yard game, on 31-of-46 with one touchdown and three interceptions.

Down 25-in the third quarter, the Boilermakers outscored Wisconsin 21-14 in the second half. Purdue's punt team forced a fumble in the third that long snapper Nick Zecchino pounced on to set up an eight-yard touchdown pass from O'Connell to tight end Payne Durham.

Including Durham's score with 4:12 to play in the third, Purdue found the end zone on three of its final four drives including a pair of one-yard runs by Mockobee and O'Connell.

Wisconsin built a 21-3 lead through the first half, scoring on its first two offensive possessions and returning an interception for a touchdown on Purdue's first drive. Mitchell Fineran gave Purdue its lone points in the opening 30 minutes on a 36-yard field goal late in the second quarter.

WEEK 8 STATS

| | | | | | |
|-----------|----|---|----|----|----|
| Purdue | 0 | 3 | 7 | 14 | 24 |
| Wisconsin | 21 | 0 | 14 | 0 | 35 |

Scoring Summary

| | |
|--|-------|
| 1st WIS - #11 S.Bell 29 yd pass from #5 G.Mertz (kick) | 0-7 |
| 1st WIS - #15 J.Torchio 31 yd interception return (kick) | 0-14 |
| 1st WIS - #13 C.Dike 3 yd pass from #5 G.Mertz (kick) | 0-21 |
| 2nd PUR - #24 M.Fineran 36 yd FG | 3-21 |
| 3rd WIS - #0 B.Allen 14 yd rush (kick) | 3-28 |
| 3rd PUR - #87 P.Durham 8 yd pass from #16 A.O'Connell (kick) | 10-28 |
| 3rd WIS - #20 I.Guerendo 54 yd rush (kick) | 10-35 |
| 4th 12:05 PUR - #45 D.Mockobee 1 yd rush (kick) | 17-35 |
| 4th 01:24 PUR - #16 A.O'Connell 1 yd rush (#24 M.Fineran kick) | 24-35 |

| Team Statistics | PUR | WIS |
|-----------------|-----|-----|
| First Downs | 22 | 16 |
| Rushing Yards | 111 | 178 |
| Passing Yards | 320 | 203 |
| Total Offense | 431 | 381 |

Top Rushing (Att-Yds-TD)

| |
|---|
| PUR Mockobee (23-108-1), Lewis (5-22-0) |
| UW Allen (16-113-1), Guerendo (7-72-1) |

Top Passing (Cmp-Att-Yds-I-TD)

| |
|-------------------------------|
| PUR O'Connell (31-46-320-3-1) |
| UW Mertz (13-21-203-0-2) |

Top Receiving (Rec-Yds-TD)

| |
|---------------------------------------|
| PUR Jones (10-105-0), Durham (6-66-1) |
| UW Bell (4-87-1), Dike (3-36-1) |

WEEK 9

24 IOWA
3 PURDUE

NOV. 5, 2022
ROSS-ADE STADIUM • WEST LAFAYETTE, IND.

On a blustery day in West Lafayette, the Purdue football team could not extend its winning streak against Iowa to three games, falling 24-3 to the Hawkeyes on Saturday at Ross-Ade Stadium. Both sides had to battle gusting conditions that featured constant winds of 25 mph with gusts over 45 mph.

Wide receiver Charlie Jones caught 11 passes for 104 yards. He joined Rondale Moore as the second Boilermaker since 2000 to have at least five games with double-digit catches. Jones also became the sixth player in Purdue history to top the century mark six times in a single season.

Quarterback Aidan O'Connell threw for 168 yards on 20-of-43 passing with two interceptions. Running back Devin Mockobee had 14 carries for 65 yards.

The Purdue defense recorded seven tackles-for-loss, one shy of the season high. Defensive lineman Jack Sullivan led the way, matching his career high with a pair of stops behind the line. Fellow lineman Lawrence Johnson recorded 1.5 sacks on Iowa quarterback Spencer Petras for a new career high.

The two sides traded punts early on without much traction offensively in the first quarter. The Hawkeyes took advantage of a pair of Purdue interceptions to open a 17-0 lead midway through the second.

Mitchell Fineran converted a 34-yard field goal with 1:40 left in the first half for Purdue's only points of the game. The Hawkeyes scored the final points of the game 17 seconds into the third quarter on a 75-yard touchdown run by Keagan Johnson.

Petras connected on 13 of his 23 passes for 192 yards and two touchdowns, while Johnson rushed for 200 yards on 22 touches with one score.

WEEK 9 STATS

| | | | | | |
|--------|---|----|---|---|----|
| Purdue | 0 | 3 | 0 | 0 | 3 |
| Iowa | 0 | 17 | 7 | 0 | 24 |

Scoring Summary

| | |
|--|------|
| 2nd IOW - #84 S.LaPorta 16 yd pass from #7 S.Petras (kick) | 7-0 |
| 2nd IOW - #89 N.Ragaini 29 yd pass from #7 S.Petras (kick) | 14-0 |
| 2nd IOW - #18 D.Stevens 26 yd FG | 17-0 |
| 2nd PUR - #24 M.Fineran 34 yd FG | 17-3 |
| 3rd IOW - #2 K.Johnson 75 yd rush (kick) | 24-3 |

| Team Statistics | PUR | IOWA |
|-----------------|-----|------|
| First Downs | 17 | 15 |
| Rushing Yards | 87 | 184 |
| Passing Yards | 168 | 192 |
| Total Offense | 255 | 376 |

Top Rushing (Att-Yds-TD)

| |
|--|
| PUR Mockobee (14-65-0), Downing (9-35-0) |
| IOWA Johnson (22-200-1) |

Top Passing (Cmp-Att-Yds-I-TD)

| |
|------------------------------|
| PUR O'Connell (20-43-2-0) |
| IOWA Petras (13-223-192-0-2) |

Top Receiving (Rec-Yds-TD)

| |
|---|
| PUR Jones (11-104-0) |
| IOWA LaPorta (3-71-1), Ragaini (3-48-1) |



NOV. 12, 2022
MEMORIAL STADIUM • CHAMPAIGN, ILL.

| | |
|--|-----------|
| Record: | 46-45-6 |
| In West Lafayette: | 22-23-4 |
| In Champaign: | 24-22-2 |
| Neutral: | 0-0 |
| Most points scored by Purdue: | 62 (1890) |
| Most points scored by Illinois: | 48 (2015) |
| Largest margin of victory by Purdue: | 28 (1951) |
| Largest margin of victory by Illinois: | 38 (2016) |

| <i>Date</i> | <i>Pur/Opp Rank</i> | <i>Result</i> | <i>Purdue</i> | <i>Opp</i> | <i>Location</i> |
|-------------|---------------------|---------------|---------------|------------|-----------------|
| 11/17/2012 | - | W | 20 | 17 | A |
| 11/23/2013 | - | L | 16 | 20 | H |
| 10/4/2014 | - | W | 38 | 27 | A |
| 11/7/2015 | - | L | 14 | 48 | H |
| 10/8/2016 | - | W-OT | 34 | 31 | A |
| 11/4/2017 | - | W | 29 | 10 | H |
| 10/13/2018 | - | W | 46 | 7 | A |
| 10/26/2019 | - | L | 6 | 24 | H |
| 10/31/2020 | - | W | 31 | 24 | A |
| 9/25/2021 | - | W | 13 | 9 | H |

225 Leroy Keyes (21) at Illinois, 11/4/1967
207 Tony Butkovich (12) vs. Illinois, 10/2/1943
177 Kendall Matthews (16) at Illinois, 10/25/1997

464 Jim Everett (27-47) vs. Illinois, 10/12/1985
388 Scott Campbell (30-43) vs. Illinois, 10/22/1983
377 David Blough (25-36) at Illinois, 10/13/2018

186 Bart Burrell at Illinois, 10/18/1980 (10)
161 John Standeford at Illinois, 10/12/2002 (11)
158 Rodney Carter vs. Illinois, 10/12/1985 (11)

| | | | | | |
|----------|---|---|---|---|---|
| Purdue | - | - | - | - | - |
| Illinois | - | - | - | - | - |

NOV. 19, 2022
ROSS-ADE STADIUM • WEST LAFAYETTE, IND.

| | |
|--|-----------|
| Record: | 52-33-1 |
| In West Lafayette: | 22-14 |
| In Evanston: | 28-19-1 |
| Neutral: | 2-0 |
| Most points scored by Purdue: | 56 (1998) |
| Most points scored by Northwestern: | 48 (2008) |
| Largest margin of victory by Purdue: | 42 (1984) |
| Largest margin of victory by Northwestern: | 32 (1916) |

| <i>Date</i> | <i>Pur/Opp Rank</i> | <i>Result</i> | <i>Purdue</i> | <i>Opp</i> | <i>Location</i> |
|-------------|---------------------|---------------|---------------|------------|-----------------|
| 10/3/2009 | - | L | 21 | 27 | H |
| 10/9/2010 | - | W | 20 | 17 | A |
| 11/22/2014 | - | L | 14 | 38 | H |
| 11/14/2015 | /24(20) | L | 14 | 21 | A |
| 11/12/2016 | - | L | 17 | 45 | H |
| 11/11/2017 | / (25) | L | 13 | 23 | A |
| 8/30/2018 | - | L | 27 | 31 | H |
| 11/9/2019 | - | W | 24 | 22 | A |
| 11/14/2020 | /23 | L | 20 | 27 | H |
| 11/20/2021 | | W | 32 | 14 | 2 |

(2) denotes Wrigley Field, Chicago, Ill.

233 Otis Armstrong (32) vs. Northwestern, 10/21/1972
193 Mel Gray (25) vs. Northwestern, 10/16/1982
190 Jimmy Smith (29) at Northwestern, 11/1/1980

431 Curtis Painter (35-49) at Northwestern, 10/14/2006
423 Aidan O'Connell (29-39) vs. Northwestern, 11/20/2021
405 Drew Brees (32-50) vs. Northwestern, 9/25/1999

186 Brian Alford at Northwestern, 11/16/1996 (7)
184 Leroy Keyes vs. Northwestern, 10/7/1967 (6)
153 Dorien Bryant vs. Northwestern, 10/15/2005 (16)

| | | | | | |
|--------------|---|---|---|---|---|
| Purdue | - | - | - | - | - |
| Northwestern | - | - | - | - | - |

NOV. 26, 2022
MEMORIAL STADIUM • BLOOMINGTON, IND.

| | |
|--|-----------|
| Record: | 75-42-6 |
| In West Lafayette: | 39-23-4 |
| In State College: | 35-19-2 |
| Neutral: | 1-0 |
| Most points scored by Purdue: | 68 (1892) |
| Most points scored by Penn State: | 56 (2013) |
| Largest margin of victory by Purdue: | 68 (1898) |
| Largest margin of victory by Penn State: | 45 (1988) |

| <i>Date</i> | <i>Pur/Opp Rank</i> | <i>Result</i> | <i>Purdue</i> | <i>Opp</i> | <i>Location</i> |
|-------------|---------------------|---------------|---------------|------------|-----------------|
| 11/26/2011 | - | W | 33 | 25 | A |
| 11/24/2012 | - | W | 56 | 35 | H |
| 11/30/2013 | - | L | 36 | 56 | A |
| 11/29/2014 | - | L | 16 | 23 | A |
| 11/28/2015 | - | L | 36 | 54 | H |
| 11/26/2016 | - | L | 24 | 26 | A |
| 11/25/2017 | - | W | 31 | 24 | H |
| 11/24/2018 | - | W | 28 | 21 | A |
| 11/30/2019 | - | L-OT | 41 | 44 | H |
| 11/27/2021 | - | W | 44 | 7 | H |

276 Otis Armstrong (32) vs. Indiana, 11/25/1972 (*Purdue record*)
264 Mike Alstott (25) vs. Indiana, 11/24/1995
217 Markell Jones (31) vs. Indiana, 11/25/2017

522 Kyle Orton (33-54) vs. Indiana, 11/20/2004
485 Danny Etling (33-49) at Indiana, 11/30/2013
448 Curtis Painter (38-54) vs. Indiana, 11/22/2008

209 Kyle Ingraham vs. Indiana, 11/20/2004 (11)
162 Brian Alford vs. Indiana, 11/23/1996 (5)
159 Cliff Benson vs. Indiana, 11/20/1982 (8)

| | | | | | |
|---------|---|---|---|---|---|
| Purdue | - | - | - | - | - |
| Indiana | - | - | - | - | - |

| Team Statistics | PUR | ILL |
|--------------------------------|-----|-----|
| First Downs | | |
| Rushing Yards | | |
| Passing Yards | | |
| Total Offense | | |
| Top Rushing (Att-Yds-TD) | | |
| PUR - | | |
| ILL - | | |
| Top Passing (Cmp-Att-Yds-I-TD) | | |
| PUR - | | |
| ILL - | | |
| Top Receiving (Rec-Yds-TD) | | |
| PUR - | | |
| ILL - | | |

| Team Statistics | PUR | NU |
|---------------------------------------|-----|----|
| First Downs | | |
| Rushing Yards | | |
| Passing Yards | | |
| Total Offense | | |
| Top Rushing (Att-Yds-TD) | | |
| PUR - | | |
| NU - | | |
| Top Passing (Cmp-Att-Yds-I-TD) | | |
| PUR - | | |
| NU - | | |
| Top Receiving (Rec-Yds-TD) | | |
| PUR - | | |
| NU - | | |

| Team Statistics | PUR | IU |
|---------------------------------------|-----|----|
| First Downs | | |
| Rushing Yards | | |
| Passing Yards | | |
| Total Offense | | |
| Top Rushing (Att-Yds-TD) | | |
| PUR | - | |
| IU | - | |
| Top Passing (Cmp-Att-Yds-I-TD) | | |
| PUR | - | |
| IU | - | |
| Top Receiving (Rec-Yds-TD) | | |
| PUR | - | |
| IU | - | |



GAME 10 NOTES • Purdue at Illinois



BRYCE HAMPTON **0**

Cornerback • 5-11 • 205 • R-Sr.
Las Vegas, Nev. • American Studies
Adams State • Centennial

- Transferred to Purdue ahead of the 2022 season
- Started career at Mesa CC in 2017, took 2018 off when school closed, played at Snow CC in 2019 and Adams State in 2021.

| | GP | SOLO | AST | TOT | TFL | SACKS | INT | PD | FF | FR | BLK |
|-------|----|------|-----|-----|-------|-------|-----|----|----|----|-----|
| 2021* | 11 | 36 | 16 | 52 | 10-3 | 10-3 | 7 | 9 | 1 | 0 | 0 |
| 2022 | 9 | 18 | 0 | 18 | 2-3 | 0-0 | 0 | 1 | 0 | 0 | 0 |
| Total | 20 | 54 | 16 | 70 | 3.0-6 | 10-3 | 7 | 10 | 1 | 0 | 0 |



REESE TAYLOR **1**

Defensive Back • 5-11 • 195 • 5th
Indianapolis, Ind. • Sociology
Indiana • Ben Davis

- Transitioned to defensive back at Indiana, All-Big Ten Third Team (Phil Steele) and honorable mention (coaches/media) returner in 2020
- 2017 Indiana Mr. Football
- Quarterbacked Ben Davis to an Indiana 6A title as a senior
- No. 5 prospect in Indiana by ESPN, two-time first team all-state pick
- Played quarterback with Broc Thompson, Tyrone Tracy and David Bell in Indiana Elementary Football Association

| | GP | SOLO | AST | TOT | TFL | SACKS | INT | PD | FF | FR | BLK |
|-------|----|------|-----|-----|--------|-------|-----|----|----|----|-----|
| 2018* | 12 | 7 | 0 | 7 | 0-0 | 0-0 | 0 | 0 | 0 | 0 | 0 |
| 2019* | 11 | 13 | 0 | 13 | 1-1 | 0-0 | 1 | 2 | 0 | 0 | 0 |
| 2020* | 8 | 25 | 4 | 29 | 4-24 | 1-13 | 1 | 7 | 1 | 0 | 0 |
| 2021* | 9 | 20 | 5 | 25 | 3-9 | 1-6 | 0 | 2 | 0 | 0 | 0 |
| 2022 | 8 | 17 | 3 | 20 | 0.5-2 | 0-0 | 1 | 5 | 0 | 0 | 0 |
| Total | 48 | 82 | 12 | 94 | 8.5-36 | 20-19 | 3 | 15 | 1 | 0 | 0 |

| | KR | YDS | TD | Long | AVG/R | AVG/G |
|-------|----|-----|----|------|-------|-------|
| 2018 | 3 | 66 | 0 | 28 | 22.0 | 5.5 |
| 2019 | 0 | 0 | 0 | 0 | 0.0 | 0.0 |
| 2020 | 1 | 21 | 0 | 21 | 21.0 | 2.6 |
| 2021 | 0 | 0 | 0 | 0 | 0.0 | 0.0 |
| 2022 | 0 | 0 | 0 | 0 | 0.0 | 0.0 |
| Total | 4 | 87 | 0 | 28 | 21.8 | 2.2 |




TYRONE TRACY JR. **3**

Wide Receiver • 6-1 • 210 • R-Sr.
Indianapolis, Ind. •
Iowa • Decatur Central

- Spent four seasons at Iowa, joined Purdue before spring camp
- Caught 66 passes for 871 yards and five touchdowns at Iowa
- 2017 Indiana Gatorade Player of the Year, three-time first team all-state
- Played youth football with Reese Taylor (QB), Broc Thompson and David Bell in Indianapolis

| | GP | REC | YDS | TD | Long | REC/G | AVG/C | AVG/G |
|-------|----|-----|------|----|------|-------|-------|-------|
| 2018* | 4 | 1 | 22 | 0 | 22 | 0.3 | 22 | 5.5 |
| 2019* | 13 | 36 | 589 | 3 | 75 | 2.8 | 16.4 | 45.3 |
| 2020* | 8 | 14 | 154 | 1 | 24 | 1.8 | 11 | 19.3 |
| 2021* | 13 | 15 | 106 | 1 | 14 | 1.2 | 7.1 | 8.2 |
| 2022 | 9 | 24 | 188 | 0 | 32 | 2.7 | 7.8 | 20.9 |
| Total | 47 | 90 | 1059 | 5 | 75 | 1.9 | 11.8 | 22.5 |



DEION BURKS **4**

Wide Receiver • 5-11 • 185 • R-Fr.
Belleville, Mich. • Selling & Sales
Belleville

- Made one catch as a freshman
- Three-star recruit by Rivals and 247Sports
- First team all-state as a senior, also ran track in high school

| | GP | REC | YDS | TD | Long | REC/G | AVG/C | AVG/G |
|-------|----|-----|-----|----|------|-------|-------|-------|
| 2021 | 4 | 1 | 26 | 0 | 26 | 0.3 | 26.0 | 6.5 |
| 2022 | 9 | 13 | 134 | 0 | 30 | 1.4 | 10.3 | 14.9 |
| Total | 13 | 14 | 160 | 0 | 30 | 1.1 | 11.4 | 12.3 |



ELIJAH CANION **5**

Wide Receiver • 6-4 • 220 • Jr.
Hollywood, Fla. • Finance
Auburn • Chaminade-Madonna

- Transferred to Purdue after seven catches in six games at Auburn
- Had three catches for 80 yards and a touchdown for Auburn in the 2021 Outback Bowl against Northwestern in collegiate debut
- Won three consecutive 3A Florida state championships
- Top 75 prospect in Florida and top 80 receiver in the nation

| | GP | REC | YDS | TD | Long | REC/G | AVG/C | AVG/G |
|-------|----|-----|-----|----|------|-------|-------|-------|
| 2020* | 2 | 3 | 80 | 1 | 57 | 1.5 | 26.7 | 40.0 |
| 2021* | 4 | 4 | 46 | 0 | 17 | 1.0 | 11.5 | 11.5 |
| 2022 | 1 | 0 | 0 | 0 | 0 | 0.0 | 0.0 | 0.0 |
| Total | 7 | 7 | 126 | 1 | 57 | 1.2 | 18.0 | 21.0 |



NIC CARAWAY **5**

Defensive End • 6-4 • 260 • Fr.
Bryan, Texas • Selling & Sales
Bryan

- Played in the 2022 Adidas All-American Bowl
- Four-star recruit and No. 22 defensive lineman by 247Sports

| | GP | SOLO | AST | TOT | TFL | SACKS | INT | PD | FF | FR | BLK |
|-------|----|------|-----|-----|-----|-------|-----|----|----|----|-----|
| 2022 | 9 | 5 | 4 | 9 | 0-0 | 0-0 | 0 | 0 | 0 | 0 | 0 |
| Total | 9 | 5 | 4 | 9 | 0-0 | 0-0 | 0 | 0 | 0 | 0 | 0 |



JALEN GRAHAM **6**

Linebacker/Safety • 6-3 • 220 • Sr.
Detroit, Mich. • Selling & Sales
Cass Tech

- Represented Purdue at Big Ten Media Days
- 2021 All-Big Ten honorable mention by coaches and media
- Picked off a pair of passes, returning one for a score against Nebraska in 2021, earning Big Ten Defensive Player of the Week honors
- Tied Jordan Mosely from Maryland for most pass breakups by an linebacker in the Big Ten last year with seven
- Converted to linebacker after playing quarterback in high school
- Three-star recruit, and first team all-state as a senior

| | GP | SOLO | AST | TOT | TFL | SACKS | INT | PD | FF | FR | BLK |
|-------|----|------|-----|-----|---------|-------|-----|----|----|----|-----|
| 2019 | 11 | 24 | 13 | 37 | 2.5-4 | 0-0 | 0 | 1 | 0 | 0 | 0 |
| 2020 | 5 | 12 | 4 | 16 | 1-8 | 0-0 | 0 | 0 | 1 | 2 | 0 |
| 2021 | 13 | 45 | 19 | 64 | 4-20 | 1-8 | 2 | 9 | 1 | 0 | 0 |
| 2022 | 5 | 22 | 5 | 27 | 3-20 | 1-14 | 0 | 3 | 1 | 0 | 0 |
| Total | 34 | 103 | 41 | 144 | 10.5-49 | 2-19 | 2 | 13 | 3 | 2 | 2 |




JAMARI BROWN **7**

Cornerback • 6-3 • 200 • R-Sr.
Sunrise, Fla. • Sociology
Kentucky • Blanche Ely

- Tied for the team lead in pass breakups in 2021 with seven
- Joined Kieren Douglas to stop Tennessee's Jaylen Wright short of the goal line on fourth down in overtime of the 2021 Music City Bowl
- Thrust into the starting lineup against Notre Dame in 2021
- Played in 15 games over two seasons at Kentucky
- Ran the 100m, 200m and 4x400m for track in high school

| | GP | SOLO | AST | TOT | TFL | SACKS | INT | PD | FF | FR | BLK |
|-------|----|------|-----|-----|--------|-------|-----|----|----|----|-----|
| 2018* | 1 | 0 | 0 | 0 | 0 | 0 | 0 | 0 | 0 | 0 | 0 |
| 2019* | 11 | 20 | 5 | 25 | 1 | 0 | 0 | 7 | 0 | 1 | 0 |
| 2020* | 4 | 1 | 0 | 1 | 0 | 0 | 0 | 0 | 0 | 0 | 0 |
| 2021 | 13 | 25 | 7 | 32 | 1.5 | 1-10 | 0 | 7 | 2 | 0 | 0 |
| 2022 | 9 | 10 | 0 | 10 | 2-1 | 1-0 | 1 | 3 | 0 | 0 | 0 |
| Total | 38 | 56 | 12 | 68 | 4.5-14 | 2-10 | 1 | 16 | 2 | 1 | 0 |



TJ SHEFFIELD **8**


Wide Receiver • 5-11 • 190 • R-Jr.
Thompson's Station, Tenn. • Selling & Sales
Independence HS

- Used as a primary kickoff and punt returner in 2020 and 2021
- Caught the game-winning touchdown against Illinois in 2021
- Four-star recruit by ESPN was a finalist for Tennessee Titans' Mr. Football
- Tabbed as the 14th prospect in Tennessee and 46th receiver in the nation
- Competed in track in the 100m, 200m, 400m, 4x400m, triple jump, long jump and high jump

| | GP | REC | YDS | TD | Long | REC/G | AVG/C | AVG/G |
|-------|----|-----|-----|----|------|-------|-------|-------|
| 2019 | 3 | 2 | 12 | 0 | 8 | 0.7 | 6.0 | 4.0 |
| 2020 | 6 | 2 | 11 | 0 | 10 | 0.3 | 5.5 | 1.8 |
| 2021 | 12 | 36 | 325 | 5 | 38 | 3.0 | 9.0 | 27.1 |
| 2022 | 9 | 25 | 275 | 3 | 28 | 2.8 | 11.0 | 30.6 |
| Total | 30 | 65 | 623 | 8 | 38 | 2.2 | 9.6 | 20.8 |

| | KR | YDS | TD | Long | AVG/R | AVG/G |
|-------|----|-----|----|------|-------|-------|
| 2019 | 2 | 30 | 0 | 16 | 15.0 | 10.0 |
| 2020 | 19 | 397 | 0 | 41 | 20.9 | 66.2 |
| 2021 | 7 | 75 | 0 | 20 | 15.0 | 6.3 |
| 2022 | 0 | 0 | 0 | 0 | 0.0 | 0.0 |
| Total | 28 | 502 | 0 | 41 | 17.9 | 20.9 |

| | PR | YDS | TD | Long | AVG/R | AVG/G |
|-------|----|-----|----|------|-------|-------|
| 2019 | 0 | 0 | 0 | 0 | 0.0 | 0.0 |
| 2020 | 2 | 4 | 0 | 4 | 2.0 | 0.7 |
| 2021 | 14 | 109 | 0 | 15 | 7.8 | 9.1 |
| 2022 | 0 | 0 | 0 | 0 | 0.0 | 0.0 |
| Total | 16 | 113 | 0 | 15 | 7.1 | 4.7 |




MERSHAWN RICE **9**

Wide Receiver • 6-3 • 210 • R-Jr.
Reynoldsburg, Ohio • Communication
Reynoldsburg

- Was in the receiver rotation in 2021 before going down with injury
- Four-star recruit by Rivals

| | GP | REC | YDS | TD | Long | REC/G | AVG/C | AVG/G |
|-------|----|-----|-----|----|------|-------|-------|-------|
| 2019 | 1 | 0 | 0 | 0 | 0 | 0.0 | 0.0 | 0.0 |
| 2020 | 1 | 0 | 0 | 0 | 0 | 0.0 | 0.0 | 0.0 |
| 2021 | 3 | 6 | 69 | 1 | 17 | 2.0 | 11.5 | 23.0 |
| 2022 | 9 | 15 | 209 | 1 | 29 | 1.7 | 13.9 | 23.2 |
| Total | 14 | 21 | 278 | 2 | 29 | 1.5 | 13.2 | 19.9 |



CAM ALLEN **10**

Safety • 6-1 • 200 • Sr.
Bluefield, Va. • Kinesiology
Graham

- Big Ten Defensive Player of the Week after two interceptions in the win over No. 21 Minnesota
- Preseason Third Team All-Big Ten (Phil Steele)
- Two-time All-Big Ten honorable mention
- Led the team with four interceptions in 2021, fourth in the Big Ten
- Three-star prospect, won the 2018 Class 2 Virginia State Championship
- As a quarterback in high school accounted for 61 touchdowns as a senior, third most in Virginia high school history
- Reached the Virginia Little League State Championship Game

| | GP | SOLO | AST | TOT | TFL | SACKS | INT | PD | FF | FR | BLK |
|-------|----|------|-----|-----|--------|-------|-----|----|----|----|-----|
| 2019 | 11 | 26 | 6 | 32 | 2-4 | 0-0 | 1 | 4 | 0 | 0 | 0 |
| 2020 | 6 | 22 | 5 | 27 | 2-5 | 0-0 | 2 | 2 | 0 | 1 | 0 |
| 2021 | 13 | 45 | 21 | 66 | 1-1 | 0-0 | 4 | 7 | 0 | 1 | 0 |
| 2022 | 9 | 27 | 6 | 33 | 1.5-10 | 0-0 | 3 | 8 | 0 | 1 | 1 |
| Total | 39 | 119 | 38 | 157 | 7-20 | 0-0 | 10 | 21 | 0 | 3 | 1 |





**AUSTIN
BURTON**

12

Quarterback • 6-4 • 210 • 6th
Newton, Mass. • M.S. Tech. Leadership
UCLA • West Orange

- Made first Purdue start against FAU, throwing for three scores
- First career start came against Oregon State on Oct. 5, 2019, when he was at UCLA (27-4, 236 yards, 1 TD)
- Waited 1,085 days between starts
- Made Purdue debut in 2021 in relief after sitting out the 2020 campaign as a transfer from UCLA. Graduated in three years from UCLA
- Sister Veronica played basketball at Northwestern, was a three-time Big Ten Defensive Player of the Year, 2022 WBCA Defensive Player of the Year and the seventh overall pick in the 2022 WNBA Draft to the Dallas Wings
- Father Steve played quarterback at Northwestern and sports reporter in Boston, mother Ginni was an All-American and Big Ten Champion swimmer at Northwestern, grandfather Ron was a consensus All-American running back for Northwestern (1959), played for the Boston Patriots and was inducted into the College Football Hall of Fame

| GP | CMP | ATT | INT | YDS | TD | Long | % | AVG/P | AVG/G |
|-------|-----|-----|-----|-----|-----|------|----|-------|-------|
| 2019* | 6 | 44 | 64 | 0 | 365 | 1 | 30 | .69 | 5.7 |
| 2021 | 7 | 5 | 7 | 0 | 44 | 0 | 11 | .71 | 6.3 |
| 2022 | 3 | 24 | 32 | 1 | 199 | 3 | 28 | .75 | 8.3 |
| Total | 16 | 73 | 103 | 1 | 608 | 4 | 30 | .71 | 8.3 |

| Rush | YDS | TD | Long | AVG/A | AVG/G |
|-------|-----|-----|------|-------|-------|
| 2019* | 23 | 100 | 1 | 16 | 4.3 |
| 2021 | 13 | 38 | 0 | 8 | 2.9 |
| 2022 | 12 | 37 | 0 | 10 | 3.1 |
| Total | 48 | 175 | 1 | 16 | 3.6 |



**JAH'VON
GRIGSBY**

12

Safety • 5-11 • 195 • R-Fr.
Baton Rouge, La. • Communications
Scotlandville Magnet

- Three-star recruit, No. 20 player in Louisiana and No. 55 safety by 247Sports; No. 24-ranked player in Louisiana by Rivals

| GP | SOLO | AST | TOT | TFL | SACKS | INT | PD | FF | FR | BLK |
|------|------|-----|-----|-----|-------|-----|----|----|----|-----|
| 2022 | 6 | 3 | 0 | 3 | 0-0 | 0-0 | 0 | 0 | 0 | 0 |



**BROC
THOMPSON**

13

Wide Receiver • 6-3 • 190 • Sr.
Indianapolis, Ind. • Selling & Sales
Marshall • Fork Union

- Preseason Fourth Team All-Big Ten (Athlon Sports)
- 217 receiving yards vs. Tennessee tied for fifth in Purdue history and set the Boilermaker bowl game record
- Joined Purdue in 2021 after two years at Marshall to be closer to his brother Cade who was diagnosed with cancer in 2020 (beat cancer in April of 2021)
- Wore 29 in 2021 to represent the 29 rounds of chemotherapy his brother Cade went through, switched to 13 in 2022 for the number his brother wore
- Played youth football in Indianapolis with Reese Taylor (QB), Tyrone Tracy and David Bell
- Father Ryan played nine seasons in the MLB and won a World Series with the New York Yankees; brother Trevor played basketball at Ohio State and professionally overseas

| GP | REC | YDS | TD | Long | REC/G | AVG/C | AVG/G |
|-------|-----|-----|-------|------|-------|-------|-------|
| 2019* | 12 | 19 | 334 | 0 | 54 | 1.6 | 17.6 |
| 2020* | 4 | 14 | 228 | 0 | 40 | 3.5 | 16.3 |
| 2021 | 13 | 30 | 457 | 4 | 75 | 2.3 | 15.2 |
| 2022 | 2 | 3 | 28 | 0 | 18 | 1.5 | 9.3 |
| Total | 31 | 66 | 1,047 | 4 | 75 | 2.1 | 15.9 |




**YANNI
KARLAFTIS**

14

Def. End/Linebacker • 6-3 • 235 • R-Fr.
West Lafayette, Ind. • Selling & Sales
West Lafayette

- Four-star recruit, No. 16 outside linebacker and No. 3 player in Indiana by 247Sports; No. 26 OLB and No. 2 player in Indiana by ESPN
- Older brother George was an All-American defensive end at Purdue and plays for the Kansas City Chiefs
- Father Matthew played football and threw javelin at Miami

| GP | SOLO | AST | TOT | TFL | SACKS | INT | PD | FF | FR | BLK |
|-------|------|-----|-----|-----|-------|-------|----|----|----|-----|
| 2021 | 4 | 1 | 0 | 1 | 0-0 | 0-0 | 0 | 0 | 0 | 0 |
| 2022 | 3 | 1 | 1 | 2 | 0.5-1 | 0.5-1 | 0 | 0 | 0 | 0 |
| Total | 7 | 2 | 1 | 3 | 0.5-1 | 0.5-1 | 0 | 0 | 0 | 0 |



**CHARLIE
JONES**

15


Wide Receiver • 6-0 • 185 • 6th
Deerfield, Ill. • Selling & Sales
Iowa • Buffalo • Deerfield

- Mid-Season All-America (PFF, AP, Athletic, Athlon)
- Biletnikoff Award | Paul Hornung Award | Senior Bowl Watch List
- Preseason Second Team All-America (Walter Camp) – Kick Returner
- Preseason Fourth Team All-America (Athlon Sports) – Kick Returner
- Preseason First Team All-Big Ten (Phil Steele) – Kick Returner
- Preseason Second Team All-Big Ten (PFF)
- Stays out with O'Connell after every practice since the start of camp
- 2021 Rodgers-Dwight Big Ten Return Specialist of the Year, All-Big Ten First Team by league's coaches and media
- Finished 2021 second in the nation in kick return yards (920), 13th in kickoff return touchdowns (1), 25th in kickoff return average (25.4) and 27th in punt return average (7.7)

| GP | REC | YDS | TD | Long | REC/G | AVG/C | AVG/G |
|-------|-----|-----|-------|------|-------|-------|-------|
| 2018* | 14 | 18 | 395 | 3 | 0 | 1.3 | 21.9 |
| 2020* | 8 | 0 | 0 | 0 | 0 | 0.0 | 0.0 |
| 2021* | 14 | 21 | 323 | 3 | 72 | 1.5 | 15.4 |
| 2022 | 9 | 83 | 944 | 9 | 55 | 9.2 | 11.4 |
| Total | 43 | 111 | 1,558 | 15 | 72 | 2.5 | 14.0 |

| KR | YDS | TD | Long | AVG/R | AVG/G |
|-------|-----|-------|------|-------|-------|
| 2018* | 17 | 289 | 0 | 43 | 17.0 |
| 2021* | 25 | 635 | 1 | 100 | 25.4 |
| 2022 | 5 | 78 | 0 | 19 | 15.6 |
| Total | 47 | 1,002 | 1 | 100 | 21.3 |

| PR | YDS | TD | Long | AVG/R | AVG/G |
|-------|-----|-----|------|-------|-------|
| 2020* | 21 | 221 | 1 | 54 | 10.5 |
| 2021* | 38 | 285 | 0 | 41 | 7.5 |
| 2022 | 15 | 99 | 0 | 40 | 6.6 |
| Total | 74 | 605 | 1 | 54 | 8.2 |



**CHRIS
JEFFERSON**

17

Safety • 5-11 • 195 • 5th
Euclid, Ohio • Sociology
Findlay • Benedictine

- Interception return for a touchdown against Penn State was third of his career and the sixth longest by a Boilermaker in the last 21 years
- Featured in defensive packages in 2021 with one interception
- Two-time NCAA Division II All-American
- G-MAC Defensive Player of the Year, First Team All-GMAC at Findlay in 2020
- Had 12 interceptions over three years at Findlay
- Played basketball and ran track in high school, was his high schools kicker and punter as a freshman

| GP | SOLO | AST | TOT | TFL | SACKS | INT | PD | FF | FR | BLK |
|-------|------|-----|-----|-----|--------|-----|----|----|----|-----|
| 2018* | 9 | 12 | 4 | 16 | 0 | 1 | 0 | 0 | 1 | 0 |
| 2019* | 11 | 37 | 25 | 62 | 2-9 | 0 | 9 | 6 | 1 | 2 |
| 2020* | 6 | 27 | 4 | 31 | 0 | 0 | 3 | 4 | 0 | 1 |
| 2021 | 12 | 36 | 11 | 47 | 2.5-8 | 0-0 | 1 | 4 | 0 | 0 |
| 2022 | 5 | 12 | 5 | 17 | 0-0 | 0-0 | 2 | 7 | 0 | 0 |
| Total | 43 | 124 | 49 | 173 | 4.5-17 | 0 | 16 | 19 | 1 | 4 |




**O.C.
BROTHERS**

20

Linebacker • 6-2 • 235 • R-Jr.
Southwest Brevard County, Fla. • Sociology
Auburn • Rockledge

- Debuted for Purdue in 2021 on defense and special teams
- Transferred to Purdue after playing three games at Auburn over two years
- Ranked in the top 50 in the nation at outside linebacker; first team all-state and All-Space Coast in football, all-conference in basketball
- O.C. stands for the first two letters in his first name Octavius

| GP | SOLO | AST | TOT | TFL | SACKS | INT | PD | FF | FR | BLK |
|-------|------|-----|-----|-----|--------|-----|----|----|----|-----|
| 2019* | 2 | 2 | 0 | 2 | 1-1 | 0-0 | 0 | 0 | 0 | 0 |
| 2020* | 1 | 0 | 1 | 1 | 0-0 | 0-0 | 0 | 0 | 0 | 0 |
| 2021 | 12 | 7 | 5 | 12 | 3.5-10 | 0-0 | 0 | 1 | 0 | 0 |
| 2022 | 7 | 13 | 3 | 16 | 0-0 | 0-0 | 0 | 2 | 0 | 0 |
| Total | 22 | 22 | 9 | 31 | 4.5-11 | 0-0 | 0 | 3 | 0 | 0 |



**SANOUSSI
KANE**

21

Defensive Back • 6-0 • 205 • Jr.
Harlem, N.Y. • General Management
Blair Academy

- Saw time in 2020 and 2021 on defense and special teams
- Three-star recruit, No. 69 safety by ESPN, No. 95 by 247Sports.
- Wrestled in the 195-pound division for Blair Academy when team was ranked No. 1 in the nation
- Also played soccer and basketball

| GP | SOLO | AST | TOT | TFL | SACKS | INT | PD | FF | FR | BLK |
|-------|------|-----|-----|-----|--------|------|----|----|----|-----|
| 2020 | 6 | 2 | 1 | 3 | 0-0 | 0-0 | 0 | 0 | 0 | 0 |
| 2021 | 12 | 4 | 3 | 7 | 0.5-0 | 0-0 | 0 | 0 | 0 | 0 |
| 2022 | 9 | 34 | 9 | 43 | 2.5-12 | 1-11 | 0 | 1 | 1 | 1 |
| Total | 28 | 40 | 13 | 53 | 3-12 | 1-11 | 0 | 1 | 1 | 1 |



**KING
DOERUE**


22

Running Back • 5-10 • 215 • Sr.
Amarillo, Texas • Kinesiology
Tascosa

- Named to Earl Campbell Award Watch List
- Led Purdue in rush yards and carries in 2021
- One of Purdue's primary backs since 2019
- Three-star recruit by ESPN, 247Sports and Rivals
- Enjoys playing chess in his spare time, best on the team

| GP | Rush | YDS | TD | Long | AVG/A | AVG/G |
|-------|------|-----|-------|------|-------|-------|
| 2019 | 12 | 130 | 451 | 5 | 26 | 3.5 |
| 2020 | 4 | 17 | 64 | 0 | 16 | 3.8 |
| 2021 | 12 | 135 | 530 | 2 | 31 | 3.9 |
| 2022 | 4 | 27 | 97 | 3 | 9 | 3.6 |
| Total | 32 | 309 | 1,145 | 10 | 31 | 3.7 |

| REC | YDS | TD | Long | REC/G | AVG/C | AVG/G |
|-------|-----|-----|------|-------|-------|-------|
| 2019 | 20 | 148 | 2 | 22 | 1.7 | 7.4 |
| 2020 | 1 | 20 | 1 | 20 | 0.3 | 20.0 |
| 2021 | 20 | 156 | 0 | 46 | 1.7 | 7.8 |
| 2022 | 6 | 57 | 0 | 32 | 1.5 | 9.5 |
| Total | 47 | 381 | 3 | 46 | 1.5 | 8.1 |




**CORY
TRICE**

23

Cornerback • 6-3 • 215 • R-Sr.
Hopkinsville, Ky. • M.S. Tech. Leadership
Christian County

- Preseason Fourth Team All-Big Ten (Athlon Sports)
- Senior Bowl Watch List
- Three-time Academic All-Big Ten, graduated
- Named No. 4 Preseason top-20 senior cornerbacks by The Athletic
- Missed final 10 games of 2021 due to injuries
- Southern Pennyrite Football Athlete and 5A-District 1 Player of the Year
- Best NBA2K player on the team

| GP | SOLO | AST | TOT | TFL | SACKS | INT | PD | FF | FR | BLK |
|-------|------|-----|-----|-----|-------|-----|----|----|----|-----|
| 2018 | 3 | 1 | 0 | 1 | 0-0 | 0-0 | 0 | 0 | 0 | 0 |
| 2019 | 11 | 29 | 6 | 35 | 1-1 | 0-0 | 3 | 4 | 0 | 0 |
| 2020 | 6 | 27 | 4 | 31 | 1-1 | 0-0 | 0 | 2 | 0 | 0 |
| 2021 | 2 | 4 | 0 | 4 | 0-0 | 0-0 | 0 | 2 | 0 | 0 |
| 2022 | 9 | 14 | 1 | 15 | 1-2 | 0-0 | 1 | 9 | 0 | 0 |
| Total | 30 | 75 | 11 | 86 | 3-4 | 0-0 | 4 | 17 | 0 | 0 |



**MITCHELL
FINERAN**

24


Kicker • 5-11 • 185 • 5th
Fort Valley, Ga. • M.S. Tech. Leadership
Samford • Peach County

- Named to Lou Groza Award Watch List
- Closed 2021 going 14-of-15, including a 4-for-4 performance in the Music City Bowl, capped by a 39-yard game winner in overtime
- Three-time All-SoCon honoree at Samford
- Spends off time fishing
- Top 30 kicker and five-star prospect by Kohls Kicking

| GP | FG | Att | Long | Pct | Blkd | PAT-ATT | PTS |
|-------|----|-----|------|-----|-------|---------|---------|
| 2018* | 11 | 13 | 17 | 46 | 76.7 | 0 | 50-50 |
| 2019* | 12 | 15 | 21 | 45 | 71.4 | 0 | 46-47 |
| 2021* | 7 | 15 | 18 | 50 | 83.3 | 1 | 32-33 |
| 2021 | 13 | 24 | 29 | 49 | 82.7 | 1 | 40-42 |
| 2022 | 9 | 10 | 14 | 43 | 71.43 | 0 | 30-32 |
| Total | 52 | 77 | 99 | 50 | 77.77 | 2 | 194-199 |

| FG-ATT | -19 | 20-29 | 30-39 | 40-49 | 50-59 | 60+ |
|--------|-----|-------|-------|-------|-------|-----|
| Career | 2-2 | 27-31 | 31-40 | 16-23 | 1-3 | - |






KOBE LEWIS **25**

Running Back • 5-11 • 220 • R-Jr.
Americus, Ga. • Selling & Sales
Central Michigan • Americus-Sumter

- 2021 CMU Bill Boyden Leadership Award honoree
- Missed 2021 due to injury at Central Michigan, transferred summer of 2022
- Ranked 28th in the nation with 5.9 yards per carry in 2019
- Named Co-Player of the Year in Region 1-4A in Georgia
- Lettered in basketball and baseball in high school

| | GP | Rush | YDS | TD | Long | AVG/A | AVG/G |
|-------|----|------|-------|----|------|-------|-------|
| 2018* | 12 | 10 | 37 | 0 | 7 | 3.7 | 3.1 |
| 2019* | 14 | 182 | 1074 | 12 | 75 | 5.9 | 76.7 |
| 2020* | 6 | 105 | 468 | 6 | 69 | 4.5 | 78.0 |
| 2022 | 9 | 29 | 99 | 0 | 12 | 3.4 | 11.0 |
| Total | 41 | 326 | 1,678 | 18 | 75 | 5.1 | 40.9 |

| | REC | YDS | TD | Long | REC/G | AVG/C | AVG/G |
|-------|-----|-----|----|------|-------|-------|-------|
| 2018* | 0 | 0 | 0 | 0 | 0.0 | 0.0 | 0.0 |
| 2019* | 23 | 164 | 0 | 33 | 1.6 | 7.1 | 11.7 |
| 2020* | 17 | 106 | 1 | 18 | 2.8 | 6.2 | 17.7 |
| 2022 | 4 | 21 | 0 | 12 | 0.4 | 5.3 | 2.3 |
| Total | 44 | 291 | 1 | 33 | 1.1 | 6.6 | 7.1 |




ANDREW SOWINSKI **29**

Wide Receiver • 6-0 • 195 • R-So.
Indianapolis, Ind. • Marketing
Chatard

- Father, Kevin, played baseball at Buffalo
- Sister, Mary, competes in long sprints/hurdles on the Purdue women's track & field team

| | GP | REC | YDS | TD | Long | REC/G | AVG/C | AVG/G |
|-------|----|-----|-----|----|------|-------|-------|-------|
| 2021 | 7 | 2 | 15 | 0 | 8 | 0.3 | 7.5 | 2.1 |
| 2022 | 7 | 6 | 47 | 0 | 11 | 0.9 | 7.8 | 6.7 |
| Total | 14 | 8 | 62 | 0 | 11 | 0.6 | 7.8 | 4.4 |



JACK ANSELL **30**

Punter • 6-2 • 210 • So.
Warrnambool, Australia • Selling & Sales
Brauer College Secondary

- Named to mid-season Ray Guy Watch List
- Has not returned to Australia since he arrived in West Lafayette in 2021
- Worked with ProKick Australia to learn how to punt and get recruited
- Two-time state champion in triple jump and long jump in high school

| | GP | Punt | YDS | Long | AVG | TB | FC | I20 | 50+ | BLK |
|-------|----|------|------|------|------|----|----|-----|-----|-----|
| 2021 | 12 | 44 | 1683 | 54 | 38.3 | 0 | 23 | 13 | 4 | 0 |
| 2022 | 9 | 34 | 1455 | 67 | 42.8 | 5 | 8 | 8 | 7 | 0 |
| Total | 21 | 78 | 3138 | 67 | 40.2 | 5 | 31 | 21 | 11 | 0 |



NICK ZECCHINO **31**

Long Snapper • 6-0 • 210 • 7th
Cedar Grove, N.J. • G.C. Communications
UConn • Cedar Grove

- Special Teams U Preseason Watch List
- Snapped every game for Purdue since the start of the 2019 season
- Missed 2017 and 2018 seasons dealing with ulcerative colitis, when he had several surgeries to remove his colon
- Learned how to be a long snapper from his father Nick who was a long snapper at Tennessee from 1986-88
- Recorded the first tackle of his career against Florida Atlantic (09/24/22)
- Recovered a fumble in punt coverage against Wisconsin (10/22/22)



JACOB WAHLBERG **37**

Linebacker • 6-4 • 235 • R-Jr.
Muskegon, Mich. • M.S.
Mona Shores

- Played on special teams and light rotational work on defense in 2021
- Picked off a pass in the 2021 Old Oaken Bucket Game
- Two-time Academic All-Big Ten honoree
- Three-star recruit, No. 25 player in Michigan

| | GP | SOLO | AST | TOT | TFL | SACKS | INT | PD | FF | FR | BLK |
|-------|----|------|-----|-----|-----|-------|-----|----|----|----|-----|
| 2019 | 4 | 0 | 0 | 0 | 0-0 | 0-0 | 0 | 0 | 0 | 0 | 0 |
| 2021 | 10 | 5 | 1 | 6 | 0-0 | 0-0 | 1 | 1 | 0 | 0 | 0 |
| 2022 | 9 | 18 | 8 | 26 | 1-1 | 0-0 | 1 | 1 | 1 | 0 | 0 |
| Total | 23 | 23 | 9 | 32 | 1-1 | 0-0 | 2 | 2 | 1 | 0 | 0 |



DYLAN DOWNING **38**

Running Back • 6-0 • 220 • Jr.
Carmel, Ind. • Organizational Leadership
UNLV • Carmel

- Jumped into the running back rotation early in 2021
- Dropped about 20 pounds during the offseason through clean and healthy eating, expanded cooking skills to eliminate unhealthy intake
- Won the IHSAA Class 6A title with teammate Cole Brevard

| | GP | Rush | YDS | TD | Long | AVG/A | AVG/G |
|-------|----|------|-----|----|------|-------|-------|
| 2020* | 2 | 3 | 8 | 0 | 6 | 2.7 | 4.0 |
| 2021 | 13 | 44 | 178 | 1 | 33 | 4.0 | 13.7 |
| 2022 | 7 | 67 | 284 | 4 | 30 | 4.2 | 40.6 |
| Total | 22 | 114 | 470 | 5 | 33 | 4.1 | 21.4 |

| | REC | YDS | TD | Long | REC/G | AVG/C | AVG/G |
|-------|-----|-----|----|------|-------|-------|-------|
| 2020* | 2 | 8 | 0 | 7 | 1.0 | 4.0 | 4.0 |
| 2021 | 10 | 49 | 0 | 21 | 0.8 | 4.9 | 3.8 |
| 2022 | 10 | 81 | 0 | 15 | 1.4 | 8.1 | 11.6 |
| Total | 22 | 138 | 0 | 21 | 1.0 | 6.3 | 6.3 |



BEN FURTNEY **41**

Fullback • 6-0 • 225 • R-So.
South Elgin, Ill. • Chemical Engineering
St. Charles North

- Transitioned to fullback during preseason camp
- Mother Stacy played basketball at Minnesota from 1989-93 and holds the single-game record for 3-point attempts (17) and percentage (6-6)
- Sister Megan plays golf at Duke
- Made his first career start against Minnesota (10/1/22)
- Caught first career pass on a 20-yard reception against Maryland (10/8/22).



CLYDE WASHINGTON **42**

Linebacker • 6-3 • 235 • Jr.
Medford, N.J. • Law & Society
Lanape

- Appeared in all 13 games in 2021 in the defensive rotation and special teams
- Three-star prospect, No. 90 inside linebacker by 247sports,
- Wears No. 42 to honor his grandfather, Clyde, who played cornerback for Purdue from 1957-59. He was drafted in the 10th round of the 1960 NFL Draft by the Cleveland Browns and played six seasons in the league.

| | GP | SOLO | AST | TOT | TFL | SACKS | INT | PD | FF | FR | BLK |
|-------|----|------|-----|-----|-----|-------|-----|----|----|----|-----|
| 2020 | 2 | 1 | 0 | 1 | 0-0 | 0-0 | 0 | 0 | 0 | 0 | 0 |
| 2021 | 13 | 3 | 3 | 6 | 0 | 0 | 0 | 0 | 0 | 0 | 0 |
| 2022 | 8 | 10 | 3 | 13 | 0-0 | 0-0 | 1 | 1 | 0 | 0 | 0 |
| Total | 23 | 14 | 6 | 20 | 0-0 | 0-0 | 1 | 1 | 0 | 0 | 0 |



KIEREN DOUGLAS **43**

Linebacker • 6-2 • 235 • 6th
Pickerington, Ohio • M.S. Tech. Leadership
Army • Pickerington Central

- Finished third on the team in total tackles in 2021
- Joined Jamari Brown to stop Tennessee's Jaylen Wright short of the goal line on fourth down in overtime of the 2021 Music City Bowl
- Transferred to Purdue after a year at Army. Started as a walk-on scout team player, progressed to special teams then became a starter in 2021

| | GP | SOLO | AST | TOT | TFL | SACKS | INT | PD | FF | FR | BLK |
|-------|----|------|-----|-----|--------|-------|-----|----|----|----|-----|
| 2019 | 8 | 0 | 2 | 2 | 0-0 | 0-0 | 0 | 0 | 0 | 0 | 0 |
| 2020 | 6 | 12 | 1 | 13 | 2-7 | 0-0 | 0 | 0 | 0 | 0 | 0 |
| 2021 | 13 | 40 | 27 | 67 | 3-5 | 0-0 | 1 | 2 | 0 | 0 | 0 |
| 2022 | 9 | 17 | 7 | 24 | 1.5-6 | 1-5 | 0 | 0 | 0 | 0 | 0 |
| Total | 36 | 69 | 37 | 106 | 6.5-18 | 1-5 | 1 | 2 | 0 | 0 | 0 |




KYDRAN JENKINS **44**

Linebacker • 6-1 • 270 • Jr.
Louisville, Ga. • Retail Management
Jefferson County

- Preseason Fourth Team All-Big Ten (Athlon Sports)
- Jumped into starting lineup in 2021, finished third on team in tackles-for-loss
- Three-star recruit, No. 32 inside linebacker by ESPN
- Played soccer, basketball and track growing up
- Pronounced KAY-dran

| | GP | SOLO | AST | TOT | TFL | SACKS | INT | PD | FF | FR | BLK |
|-------|----|------|-----|-----|---------|--------|-----|----|----|----|-----|
| 2020 | 1 | 0 | 0 | 0 | 0-0 | 0-0 | 0 | 0 | 0 | 0 | 0 |
| 2021 | 12 | 25 | 10 | 35 | 8-47 | 5-41 | 0 | 1 | 0 | 0 | 0 |
| 2022 | 9 | 12 | 3 | 15 | 5.5-22 | 3.5-15 | 0 | 1 | 1 | 0 | 0 |
| Total | 23 | 37 | 13 | 50 | 13.5-69 | 8.5-56 | 0 | 2 | 1 | 0 | 0 |



DEVIN MOCKOBEE **45**

Running Back • 6-0 • 195 • R-Fr.
Boonville, Ind. • Undecided
Boonville

- Walk-on running back, had a great spring and camp to impress staff
- Two-star recruit with over 3,500 rushing yards at Boonville
- Won the Indiana state long jump and finished second in the 110m hurdles

| | GP | Rush | YDS | TD | Long | AVG/A | AVG/G |
|-------|----|------|-----|----|------|-------|-------|
| 2022 | 8 | 117 | 626 | 6 | 68 | 5.4 | 78.3 |
| Total | 8 | 117 | 626 | 6 | 68 | 5.4 | 78.3 |

| | REC | YDS | TD | Long | REC/G | AVG/C | AVG/G |
|-------|-----|-----|----|------|-------|-------|-------|
| 2022 | 14 | 133 | 0 | 28 | 1.8 | 9.5 | 16.6 |
| Total | 14 | 133 | 0 | 28 | 1.8 | 9.5 | 16.6 |



SCOTTY HUMPICH **46**

Linebacker • 6-4 • 260 • R-Sr.
Louisville, Ky. • Sociology
Murray State • Eastern

- Senior Bowl Watch List
- Spent four seasons at Murray State and will have two years of eligibility
- Tabbed All-Ohio Valley Conference First Team in 2020
- Brother Pierce plays football at New Mexico State
- Pronounced hum-PICK

| | GP | SOLO | AST | TOT | TFL | SACKS | INT | PD | FF | FR | BLK |
|-------|----|------|-----|-----|---------|-------|-----|----|----|----|-----|
| 2018* | 7 | 2 | 2 | 4 | 0-0 | 0-0 | 0 | 0 | 0 | 0 | 0 |
| 2019* | 12 | 24 | 22 | 46 | 8.5-29 | 3-7 | 0 | 0 | 1 | 1 | 0 |
| 2020* | 3 | 11 | 13 | 24 | 4.5-14 | 2-10 | 0 | 1 | 0 | 0 | 0 |
| 2021* | 5 | 6 | 1 | 7 | 3-15 | 2-14 | 0 | 0 | 0 | 0 | 0 |
| 2022 | 9 | 10 | 6 | 16 | 1.5-6 | 1-6 | 0 | 0 | 0 | 0 | 0 |
| Total | 40 | 53 | 44 | 97 | 17.5-64 | 8-37 | 0 | 1 | 1 | 1 | 0 |



GUS HARTWIG **53**

Center • 6-5 • 310 • Junior
Zionsville, Ind. • Finance
Zionsville

- Named to Rimington Award Watch List
- Preseason All-Big Ten - Second (Phil Steele), Fourth (Athlon)
- Enters third year as the starting center
- Twice All-Big Ten honorable mention
- Was the first true freshman to start on Purdue's offensive line since 2008
- Played basketball in high school for his first two years



BRANSON DEEN **58**

Defensive Line • 6-2 • 285 • R-Sr.
Indianapolis, Ind. • Industrial Engineering
Lawrence Central

- Preseason Second Team All-Big Ten (Athlon), Third (PFF), Fourth (Steele)
- Preseason Third Team All-Big Ten (PFF)
- Preseason Fourth Team All-Big Ten (Phil Steele)
- All-Big Ten honorable mention in 2021
- Was second on the team with 9.5 tackles-for-loss in 2021

| | GP | SOLO | AST | TOT | TFL | SACKS | INT | PD | FF | FR | BLK |
|-------|----|------|-----|-----|--------|--------|-----|----|----|----|-----|
| 2019 | 9 | 7 | 1 | 8 | 0-0 | 0-0 | 0 | 1 | 0 | 0 | 0 |
| 2020 | 6 | 9 | 3 | 12 | 2-5 | 1-3 | 0 | 0 | 0 | 0 | 0 |
| 2021 | 11 | 14 | 12 | 26 | 9.5-34 | 4-26 | 0 | 0 | 1 | 0 | 0 |
| 2022 | 9 | 13 | 9 | 22 | 3.5-21 | 2.5-19 | 0 | 0 | 0 | 0 | 0 |
| Total | 36 | 43 | 25 | 68 | 15-54 | 7.5-43 | 0 | 1 | 1 | 0 | 0 |





**MARCUS
MBOW** **63**

Offensive Line • 6-5 • 305 • R-Fr.
Wauwatosa, Wis. • Undecided
Wauwatosa East

- Moved into starting spot during the spring and fall camp
- Saw action against UConn, Nebraska, Indiana and Tennessee in 2021
- Was a late flip to Purdue in the recruiting process in 2020
- Three-star recruit and No. 7 recruit in Wisconsin by Rivals and 247Sports
- Pronounced like bow and arrow, silent m



**MAHAMANE
MOUSSA** **64**

Offensive Line • 6-4 • 295 • R-Fr.
Indianapolis, Ind. • Undecided
Pike

- Saw action in 2021 against UConn, Notre Dame, Nebraska, Tennessee
- Added 20 pounds since arriving on campus
- Threw shot put and discus in high school
- Pronounced MAH-ham-men



**CAM
CRAIG** **65**

Offensive Line • 6-5 • 310 • R-Jr.
Dublin, Ohio • Selling & Sales
Jerome

- Missed 2020 with ankle injury and rotated into the line during 2021
- Three-star prospect by Rivals, ESPN, 247Sports - all-state as a senior
- Suffered season ending injury



**SIONE
FINAU** **72**

Offensive Line • 6-3 • 305 • Senior
Keller, Texas • Selling & Sales
FIU • Central

- Named to the Polynesian Football Player of the Year Watch List
- Transferred to Purdue after playing two seasons at FIU
- Tabbed Conference USA All-Freshman in 2019



**DANIEL
JOHNSON** **73**

Offensive Line • 6-5 • 305 • R-Sr.
London, Ontario • M.S. Leadership Tech.
Kent State • Catholic Central

- Transferred to Purdue after four years at Kent State, played 13 games
- Ranked No. 9 Canadian football prospect
- Suffered season-ending injury



**ERIC
MILLER** **74**

Offensive Line • 6-7 • 305 • R-Sr.
Mason, Ohio • General Management
William Mason


- Versatile lineman has played left and right tackle
- Three-time Academic All-Big Ten
- Teammates claim he is the best baker on the team, best dancer at Aidan O'Connell's wedding
- Played basketball in high school



**SPENCER
HOLSTEGE** **75**

Offensive Line • 6-5 • 310 • R-Jr.
Grand Rapids, Mich. • M.B.A.
South Christian

- Preseason Second Team All-Big Ten (PFF), Third (Steele), Fourth (Athlon)
- Graduated in the spring and is pursuing an M.B.A.
- Only active Purdue lineman with a reception in his career
- Second in active offensive starts behind Payne Durham
- Three-star prospect by 247Sports, ESPN and Rivals
- First-team All-State by the Detroit Free Press




**PAYNE
DURHAM** **87**

Tight End • 6-6 • 255 • R-Sr.
Suwanee, Ga. • M.S. Tech. Leadership
Suwanee

- Mackey Award | Senior Bowl Watch Lists
- Preseason Second Team All-Big Ten (Athlon Sports, Phil Steele)
- All-Big Ten honorable mention by coaches and media in 2021
- Tiptoeed down the sideline, shedding multiple tackles, for a 62-year score in the Music City Bowl
- In third year as the primary tight end after setting career highs in 2021
- Played four years of high school lacrosse and one year of football

| | GP | REC | YDS | TD | Long | REC/G | AVG/C | AVG/G |
|-------|----|-----|------|----|------|-------|-------|-------|
| 2018 | 2 | 0 | 0 | 0 | 0 | 0.0 | 0.0 | 0.0 |
| 2019 | 12 | 9 | 82 | 4 | 26 | 0.8 | 9.1 | 6.8 |
| 2020 | 6 | 16 | 166 | 3 | 29 | 2.7 | 10.4 | 27.7 |
| 2021 | 12 | 45 | 467 | 6 | 62 | 3.8 | 10.4 | 38.9 |
| 2022 | 9 | 41 | 411 | 4 | 56 | 4.6 | 10.0 | 45.7 |
| Total | 41 | 111 | 1126 | 17 | 62 | 2.7 | 10.1 | 27.5 |



**PAUL
PIFERI** **89**

Tight End • 6-5 • 240 • R-Jr.
Villa Park, Calif. • Mechanical Engineering
Villa Park

- Transitioned to tight end for the 2020 season, seeing rotational snaps on offense and playing on most special team units
- Three-star quarterback by 247Sports, Rivals, ESPN
- Lettered in baseball, basketball and track, competing in the 4x100m, 100m, 300h, long jump, triple jump, hammer throw and shot put
- Spends time outside football on a longboard surfboard, jet ski and snowboarding in the Colorado mountains

| | GP | REC | YDS | TD | Long | REC/G | AVG/C | AVG/G |
|-------|----|-----|-----|----|------|-------|-------|-------|
| 2020 | 3 | 0 | 0 | 0 | 0 | 0.0 | 0.0 | 0.0 |
| 2021 | 5 | 5 | 61 | 1 | 24 | 1.0 | 12.2 | 12.2 |
| 2022 | 9 | 7 | 89 | 1 | 26 | 0.8 | 12.7 | 9.9 |
| Total | 17 | 12 | 150 | 2 | 26 | 0.7 | 12.5 | 8.8 |



**LAWRENCE
JOHNSON** **90**

Defensive Tackle • 6-3 • 310 • R-Sr.
Fort Wayne, Ind. • Law & Society
Snider

- Three-time Academic All-Big Ten
- Coming off surgery during the offseason
- Started all 13 games with 4.5 tackles-for-loss in 2021
- Three-star recruit and No. 14 player in Indiana by Rivals

| | GP | SOLO | AST | TOT | TFL | SACKS | INT | PD | FF | FR | BLK |
|-------|----|------|-----|-----|--------|--------|-----|----|----|----|-----|
| 2018 | 2 | 0 | 0 | 0 | 0.0-0 | 0.0-0 | 0 | 0 | 0 | 0 | 0 |
| 2019 | 12 | 9 | 12 | 21 | 0.5-0 | 0-0 | 0 | 0 | 0 | 0 | 0 |
| 2020 | 6 | 1 | 3 | 4 | 0-0 | 0-0 | 0 | 0 | 0 | 0 | 0 |
| 2021 | 13 | 23 | 11 | 34 | 4.5-11 | 1.0-7 | 0 | 0 | 0 | 0 | 0 |
| 2022 | 9 | 9 | 8 | 17 | 1.5-9 | 1.5-9 | 0 | 0 | 0 | 0 | 0 |
| Total | 41 | 42 | 34 | 76 | 6.5-20 | 2.5-16 | 0 | 0 | 0 | 0 | 0 |



**COLE
BREVARD** **91**

Defensive Tackle • 6-3 • 315 • R-So.
Carmel, Ind. • Penn State
Carmel

- Saw the field in one game over two years at Penn State
- Four-star prospect, top 200 nationally, No. 3 recruit in Indiana by 247Sports
- Won the IHSA Class 6A title with teammate Dylan Downing
- Competed in lacrosse, wrestling and track & field growing up
- Avid Star Wars fan, along with Aidan O'Connell

| | GP | SOLO | AST | TOT | TFL | SACKS | INT | PD | FF | FR | BLK |
|-------|----|------|-----|-----|-----|-------|-----|----|----|----|-----|
| 2021* | 1 | 0 | 0 | 0 | 0-0 | 0-0 | 0 | 0 | 0 | 0 | 0 |
| 2022 | 9 | 3 | 2 | 5 | 0-0 | 0-0 | 0 | 0 | 0 | 0 | 0 |
| Total | 10 | 3 | 2 | 5 | 0-0 | 0-0 | 0 | 0 | 0 | 0 | 0 |



**MO
OMONODE** **92**

Defensive Tackle • 6-0 • 285 • Fr.
West Lafayette, Ind. • Kinesiology
West Lafayette

- Three-star prospect, No. 19 player in Indiana per Rivals
- Three-time all-state honoree
- Was the state runner-up in wrestling in 2021 in the heavyweight division

| | GP | SOLO | AST | TOT | TFL | SACKS | INT | PD | FF | FR | BLK |
|-------|----|------|-----|-----|-----|-------|-----|----|----|----|-----|
| 2022 | 7 | 4 | 1 | 5 | 0-0 | 0-0 | 0 | 0 | 0 | 0 | 0 |
| Total | 7 | 4 | 1 | 5 | 0-0 | 0-0 | 0 | 0 | 0 | 0 | 0 |



**PRINCE JAMES
BOYD, JR.** **93**

Defensive Tackle • 6-1 • 290 • R-Jr.
New Haven, Conn. • Selling & Sales
Independence CC • Milford Academy

- Had a fumble recovery in the Music City Bowl against Tennessee
- Named Prince James, after his father King James.

| | GP | SOLO | AST | TOT | TFL | SACKS | INT | PD | FF | FR | BLK |
|-------|----|------|-----|-----|-----|-------|-----|----|----|----|-----|
| 2021 | 6 | 2 | 3 | 5 | 0-0 | 0-0 | 0 | 0 | 0 | 1 | 0 |
| 2022 | 8 | 6 | 5 | 11 | 2-4 | 0-0 | 0 | 0 | 0 | 0 | 0 |
| Total | 14 | 8 | 8 | 16 | 2-4 | 0-0 | 0 | 0 | 0 | 1 | 0 |



**KHORDAE
SYDNOR** **96**

Defensive End • 6-4 • 275 • R-Fr.
New Rochelle, N.Y. • Undecided
Iona Prep

- Three-star recruit, No. 5 in New York and No. 86 at position by 247Sports
- Was a finalist for the "Together We Make Football" competition by the NFL in 2013. Father, Tracey, helped make a video that showed how football helped shape Khordae's life.
- The video impressed NFL Commissioner Roger Goodell and earned an invite to Super Bowl XLVIII at MetLife Stadium
- Pronounced CORE-day

| | GP | SOLO | AST | TOT | TFL | SACKS | INT | PD | FF | FR | BLK |
|-------|----|------|-----|-----|--------|--------|-----|----|----|----|-----|
| 2021 | 2 | 0 | 0 | 0 | 0-0 | 0-0 | 0 | 0 | 0 | 0 | 0 |
| 2022 | 9 | 12 | 3 | 15 | 5.5-25 | 3.5-21 | 0 | 0 | 0 | 0 | 0 |
| Total | 11 | 12 | 3 | 15 | 5.5-25 | 3.5-21 | 0 | 0 | 0 | 0 | 0 |




**SEMISI
FAKASIEIKI** **97**

Linebacker • 6-2 • 230 • 7th.
Compton, Calif. • Organizational Leadership
Dominguez

- Named to the Polynesian Football Player of the Year Watch List
- Coming off injury that saw him miss all of 2021
- One of two seventh-year players on the team (Nick Zecchino)
- Pronounced sah-ME-see fah-ka-SEE-yek-ee

| | GP | SOLO | AST | TOT | TFL | SACKS | INT | PD | FF | FR | BLK |
|-------|----|------|-----|-----|--------|-------|-----|----|----|----|-----|
| 2018 | 12 | 4 | 4 | 8 | 1-1 | 0-0 | 0 | 0 | 0 | 0 | 0 |
| 2019 | 11 | 23 | 15 | 38 | 2.5-8 | 1-5 | 0 | 0 | 0 | 0 | 0 |
| 2020 | 5 | 4 | 2 | 6 | 1-1 | 0-0 | 0 | 0 | 0 | 0 | 0 |
| 2022 | 7 | 17 | 7 | 24 | 3-5 | 0-0 | 0 | 0 | 0 | 0 | 0 |
| Total | 35 | 48 | 28 | 76 | 7.5-15 | 1-5 | 0 | 0 | 0 | 0 | 0 |



**JACK
SULLIVAN** **99**

Defensive End • 6-5 • 275 • R-Sr.
Plainfield, Ill. • Professional Flight Mgmt.
Plainfield

- Worked in the defensive line rotation over the last two years with five starts
- Three-time Academic All-Big Ten honoree
- Logged more than 250 flight hours as a student at Purdue
- Certified to fly any twin-engine piston airplane

| | GP | SOLO | AST | TOT | TFL | SACKS | INT | PD | FF | FR | BLK |
|-------|----|------|-----|-----|--------|--------|-----|----|----|----|-----|
| 2019 | 12 | 4 | 9 | 13 | 0-0 | 0-0 | 0 | 5 | 0 | 0 | 0 |
| 2020 | 6 | 11 | 1 | 12 | 2-9 | 1-6 | 0 | 0 | 0 | 0 | 0 |
| 2021 | 13 | 13 | 9 | 22 | 3-24 | 1.5-13 | 0 | 1 | 0 | 0 | 0 |
| 2022 | 9 | 18 | 6 | 24 | 5.5-40 | 4-33 | 0 | 1 | 0 | 0 | 0 |
| Total | 41 | 46 | 25 | 71 | 12-73 | 7.5-38 | 0 | 7 | 0 | 0 | 0 |



Team Statistics

| | PURDUE | OPP |
|---------------------------|----------------|----------------|
| Scoring | 265 | 228 |
| Points per game | 29.4 | 25.3 |
| Points Off Turnovers | 51 | 48 |
| First Downs | 218 | 153 |
| Rushing | 76 | 51 |
| Passing | 118 | 83 |
| Penalty | 24 | 19 |
| Rushing Yardage | 1130 | 1064 |
| Yards gained rushing | 1321 | 1258 |
| Yards lost rushing | 191 | 194 |
| Rushing attempts | 296 | 284 |
| Average per rush | 3.8 | 3.7 |
| Average per game | 125.6 | 118.2 |
| TDs Rushing | 14 | 8 |
| Passing Yardage | 2682 | 2134 |
| Comp-Att-Int | 259-400-11 | 148-265-10 |
| Average per pass | 6.7 | 8.1 |
| Average per catch | 10.4 | 14.4 |
| Average per game | 298.0 | 237.1 |
| TDs Passing | 18 | 19 |
| Total offense | 3812 | 3198 |
| Total plays | 696 | 549 |
| Average per play | 5.5 | 5.8 |
| Average per game | 423.6 | 355.3 |
| Kick returns: #-Yards | 18-334 | 16-313 |
| Punt returns: #-Yards | 17-121 | 13-89 |
| Int returns: #-Yards | 10-252 | 11-78 |
| Kick return average | 18.6 | 19.6 |
| Punt return average | 7.1 | 6.8 |
| Int return average | 25.2 | 7.1 |
| Fumbles-Lost | 8-6 | 9-3 |
| Penalties-Yards | 50-503 | 55-533 |
| Average per game | 55.9 | 59.2 |
| Punts-Yards | 36-1515 | 55-2408 |
| Average per punt | 42.1 | 43.8 |
| Net punt average | 36.4 | 39.0 |
| Kickoffs-Yards | 52-3202 | 45-2802 |
| Average per kick | 61.6 | 62.3 |
| Net kick average | 39.6 | 39.9 |
| Time of possession / game | 33:07 | 26:52 |
| 3rd-down conversion | 55/137 | 35/117 |
| 3rd-down pct | 40% | 30% |
| 4rd-down conversion | 12/20 | 3/8 |





| | PURDUE | OPP |
|-----------------------------|-------------|-------------|
| 4rd-down pct | 60% | 38% |
| Sacks by-Yards | 21-136 | 16-105 |
| Misc Yards | 0 | 0 |
| Touchdowns scored | 34 | 29 |
| Field goals - attempts | 10-14 | 9-13 |
| On-Side kicks | 0-0 | 0-0 |
| Red-zone scores | (35-38) 92% | (20-25) 80% |
| Red-zone touchdowns | (27-38) 71% | (16-25) 64% |
| PAT-attempts | (31-33) 94% | (25-26) 96% |
| 2-point conversion-attempts | (0-1) 0% | (1-3) 33% |
| Attendance | 288760 | 195453 |
| Games / Avg per game | 5/57752 | 4/48863 |
| Neutral site games | - | 0/0 |

Score by Periods

| Team | 1st | 2nd | 3rd | 4th | OT | TOT |
|-----------|-----|-----|-----|-----|----|-----|
| Purdue | 60 | 68 | 49 | 88 | 0 | 265 |
| Opponents | 31 | 77 | 59 | 61 | 0 | 228 |



Rushing

| Player | gp | att | gain | loss | net | avg | td | lg | avg/g |
|------------------|----------|------------|-------------|------------|-------------|------------|-----------|-----------|--------------|
| Devin Mockobee | 8 | 117 | 651 | 25 | 626 | 5.4 | 6 | 68 | 78.3 |
| Dylan Downing | 7 | 67 | 300 | 16 | 284 | 4.2 | 4 | 30 | 40.6 |
| Kobe Lewis | 9 | 29 | 109 | 10 | 99 | 3.4 | 0 | 12 | 11.0 |
| King Doerue | 4 | 27 | 104 | 7 | 97 | 3.6 | 3 | 9 | 24.3 |
| Tyrone Tracy Jr. | 9 | 7 | 54 | 2 | 52 | 7.4 | 0 | 17 | 5.8 |
| Austin Burton | 3 | 12 | 50 | 13 | 37 | 3.1 | 0 | 10 | 12.3 |
| Michael Alaimo | 2 | 2 | 13 | 0 | 13 | 6.5 | 0 | 7 | 6.5 |
| TJ Sheffield | 9 | 2 | 7 | 6 | 1 | 0.5 | 0 | 7 | 0.1 |
| Aidan O'Connell | 8 | 26 | 33 | 101 | -68 | -2.6 | 1 | 9 | -8.5 |
| Team | 9 | 7 | 0 | 11 | -11 | -1.6 | 0 | 0 | -1.2 |
| Total | 9 | 296 | 1321 | 191 | 1130 | 3.8 | 14 | 68 | 125.6 |
| Opponents | 9 | 284 | 1258 | 194 | 1064 | 3.7 | 8 | 75 | 118.2 |

Passing

| Player | gp | eff% | comp-att-int | pct | yds | td | lg | avg/g |
|------------------|----------|--------------|-------------------|-------------|-------------|-----------|-----------|--------------|
| Aidan O'Connell | 8 | 129.4 | 229-358-10 | 64.0 | 2438 | 15 | 56 | 304.8 |
| Austin Burton | 3 | 151.9 | 24-32-1 | 75.0 | 199 | 3 | 28 | 66.3 |
| Michael Alaimo | 2 | 115.8 | 5-7-0 | 71.4 | 37 | 0 | 19 | 18.5 |
| Brady Allen | 1 | 55.7 | 1-3-0 | 33.3 | 8 | 0 | 8 | 8.0 |
| Total | 9 | 130.4 | 259-400-11 | 64.8 | 2682 | 18 | 56 | 298.0 |
| Opponents | 9 | 139.6 | 148-265-10 | 55.8 | 2134 | 19 | 72 | 237.1 |

Receiving

| Player | gp | no. | yds | avg | td | lg | avg/g |
|----------------------|----------|------------|-------------|-------------|-----------|-----------|--------------|
| Charlie Jones | 9 | 83 | 944 | 11.4 | 9 | 55 | 104.9 |
| Payne Durham | 9 | 41 | 411 | 10.0 | 4 | 56 | 45.7 |
| TJ Sheffield | 9 | 25 | 275 | 11.0 | 3 | 28 | 30.6 |
| Tyrone Tracy Jr. | 9 | 24 | 188 | 7.8 | 0 | 32 | 20.9 |
| Marshawn Rice | 9 | 15 | 209 | 13.9 | 1 | 29 | 23.2 |
| Devin Mockobee | 8 | 14 | 133 | 9.5 | 0 | 28 | 16.6 |
| Deion Burks | 9 | 13 | 134 | 10.3 | 0 | 30 | 14.9 |
| Dylan Downing | 7 | 10 | 81 | 8.1 | 0 | 15 | 11.6 |
| Paul Piferi | 9 | 7 | 89 | 12.7 | 1 | 26 | 9.9 |
| King Doerue | 4 | 6 | 57 | 9.5 | 0 | 32 | 14.3 |
| Andrew Sowinski | 7 | 6 | 47 | 7.8 | 0 | 11 | 6.7 |
| Kobe Lewis | 9 | 4 | 21 | 5.3 | 0 | 12 | 2.3 |
| Broc Thompson | 2 | 3 | 28 | 9.3 | 0 | 18 | 14.0 |
| Abdur-Rahmaan Yaseen | 3 | 2 | 13 | 6.5 | 0 | 9 | 4.3 |
| Preston Terrell | 8 | 2 | 12 | 6.0 | 0 | 6 | 1.5 |
| Alex Maxwell | 9 | 1 | 8 | 8.0 | 0 | 8 | 0.9 |
| Collin Sullivan | 3 | 1 | 6 | 6.0 | 0 | 6 | 2.0 |
| Drew Biber | 6 | 1 | 6 | 6.0 | 0 | 6 | 1.0 |
| Ben Furtney | 8 | 1 | 20 | 20.0 | 0 | 20 | 2.5 |
| Total | 9 | 259 | 2682 | 10.4 | 18 | 56 | 298.0 |
| Opponents | 9 | 148 | 2134 | 14.4 | 19 | 72 | 237.1 |

Punt Returns

| Player | no. | yds | avg | td | lg |
|------------------|-----------|------------|------------|----------|-----------|
| Charlie Jones | 15 | 99 | 6.6 | 0 | 40 |
| Reese Taylor | 1 | 22 | 22.0 | 0 | 22 |
| Andrew Sowinski | 1 | 0 | 0.0 | 0 | 0 |
| Total | 17 | 121 | 7.1 | 0 | 40 |
| Opponents | 13 | 89 | 6.8 | 0 | 24 |

Interceptions

| Player | no. | yds | avg | td | lg |
|------------------|-----------|------------|-------------|----------|-----------|
| Cam Allen | 3 | 107 | 35.7 | 1 | 65 |
| Chris Jefferson | 2 | 127 | 63.5 | 1 | 72 |
| Reese Taylor | 1 | 0 | 0.0 | 0 | 0 |
| Jamari Brown | 1 | 2 | 2.0 | 0 | 2 |
| Cory Trice | 1 | 0 | 0.0 | 0 | 0 |
| Jacob Wahlberg | 1 | 1 | 1.0 | 0 | 1 |
| Clyde Washington | 1 | 15 | 15.0 | 0 | 15 |
| Total | 10 | 252 | 25.2 | 2 | 72 |
| Opponents | 11 | 78 | 7.1 | 2 | 31 |

Kick Returns

| Player | no. | yds | avg | td | lg |
|------------------|-----------|------------|-------------|----------|-----------|
| Deion Burks | 12 | 240 | 20.0 | 0 | 37 |
| Charlie Jones | 5 | 78 | 15.6 | 0 | 19 |
| Kobe Lewis | 1 | 16 | 16.0 | 0 | 16 |
| Total | 18 | 334 | 18.6 | 0 | 37 |
| Opponents | 16 | 313 | 19.6 | 0 | 32 |

Fumble Returns

| Player | no. | yds | avg | td | lg |
|------------------|----------|-----------|------------|----------|-----------|
| Sanoussi Kane | 1 | 29 | 29.0 | 0 | 29 |
| Cam Allen | 1 | 0 | 0.0 | 0 | 0 |
| Nick Zecchino | 1 | 0 | 0.0 | 0 | 0 |
| Total | 3 | 29 | 9.7 | 0 | 29 |
| Opponents | 6 | 0 | 0.0 | 0 | 0 |



Scoring

| Player | td | fg | PAT | | | | | pts |
|------------------|-----------|--------------|--------------|----------|----------|----------|----------|------------|
| | | | kick | rush | rcv | pass | dxp | |
| Mitchell Fineran | - | 10-14 | 30-32 | - | - | - | - | 60 |
| Charlie Jones | 9 | - | - | - | - | - | - | 54 |
| Devin Mockobee | 6 | - | - | - | - | - | - | 36 |
| Payne Durham | 4 | - | - | - | - | - | - | 24 |
| Dylan Downing | 4 | - | - | - | - | - | - | 24 |
| King Doerue | 3 | - | - | - | - | - | - | 18 |
| TJ Sheffield | 3 | - | - | - | - | - | - | 18 |
| Chris Jefferson | 1 | - | - | - | - | - | - | 6 |
| Aidan O'Connell | 1 | - | - | - | - | - | - | 6 |
| Cam Allen | 1 | - | - | - | - | - | - | 6 |
| Paul Piferi | 1 | - | - | - | - | - | - | 6 |
| Mershawn Rice | 1 | - | - | - | - | - | - | 6 |
| Caleb Krockover | - | - | 1-1 | - | - | - | - | 1 |
| Total | 34 | 10-14 | 31-33 | 0 | 0 | 0 | 0 | 265 |
| Opponents | 29 | 9-13 | 25-26 | 1 | 0 | 0 | 0 | 228 |

Field Goals

| Player | fg | pct. | 01-19 | 20-29 | 30-39 | 40-49 | 50-99 | lg | blk |
|------------------|-------------|-------------|------------|------------|------------|------------|------------|-----------|----------|
| Mitchell Fineran | 10-14 | 71.4 | 0-0 | 1-2 | 7-7 | 2-5 | 0-0 | 43 | 0 |
| Opponents | 9-13 | 69.2 | 0-0 | 3-4 | 2-2 | 3-5 | 1-2 | 50 | 0 |

PB Sequence

| Team Name | Purdue | Opponents |
|---------------|-------------------|----------------|
| Penn St. | (36) | |
| Syracuse | (41),41 | (50),41 |
| Fla. Atlantic | 47 | (27),(39) |
| Minnesota | (43),(25) | 28,(45) |
| Maryland | (),(39) | (),(46),52 |
| Nebraska | (37),(37),41,(34) | (36),(43),(22) |
| Wisconsin | 26,(36) | |
| Iowa | (34) | (26),44 |

Numbers in parentheses indicate field goal was made

Total Offense

| Player | g | plays | rush | pass | total | avg/g |
|------------------|----------|------------|-------------|-------------|-------------|--------------|
| Aidan O'Connell | 8 | 384 | -68 | 2438 | 2370 | 296.3 |
| Devin Mockobee | 8 | 117 | 626 | 0 | 626 | 78.3 |
| Dylan Downing | 7 | 67 | 284 | 0 | 284 | 40.6 |
| Austin Burton | 3 | 44 | 37 | 199 | 236 | 78.7 |
| Kobe Lewis | 9 | 29 | 99 | 0 | 99 | 11.0 |
| King Doerue | 4 | 27 | 97 | 0 | 97 | 24.3 |
| Tyrone Tracy Jr. | 9 | 7 | 52 | 0 | 52 | 5.8 |
| Michael Alaimo | 2 | 9 | 13 | 37 | 50 | 25.0 |
| Brady Allen | 1 | 3 | 0 | 8 | 8 | 8.0 |
| TJ Sheffield | 9 | 2 | 1 | 0 | 1 | 0.1 |
| Team | 9 | 0 | -11 | 0 | -11 | -1.2 |
| Total | 9 | 696 | 1130 | 2682 | 3812 | 423.6 |
| Opponents | 9 | 549 | 1064 | 2134 | 3198 | 355.3 |

Punting

| Player | no. | yds | avg | lg | tb | fc | 20+ | 50+ | blk |
|------------------|-----------|-------------|-------------|-----------|----------|-----------|-----------|-----------|----------|
| Jack Ansell | 33 | 1412 | 42.8 | 67 | 5 | 8 | 8 | 7 | 0 |
| Brendan Cropsey | 2 | 88 | 44.0 | 47 | 0 | 1 | 0 | 0 | 0 |
| Team | 1 | 15 | 15.0 | 0 | 0 | 0 | 0 | 0 | 1 |
| Total | 36 | 1515 | 42.1 | 67 | 5 | 9 | 8 | 7 | 1 |
| Opponents | 55 | 2408 | 43.8 | 70 | 7 | 20 | 15 | 15 | 0 |

Kickoffs

| Player | no. | yds | avg | tb | ob | retn | net | ydln |
|-------------------|-----------|-------------|-------------|-----------|----------|-----------|-------------|-----------|
| Chris Van Eekeren | 45 | 2818 | 62.6 | 28 | 1 | | | |
| Ben Freehill | 5 | 254 | 50.8 | 0 | 1 | | | |
| Julio Macias | 2 | 130 | 65.0 | 0 | 0 | | | |
| Total | 52 | 3202 | 61.6 | 28 | 2 | 16 | 39.6 | 25 |
| Opponents | 45 | 2802 | 62.3 | 26 | 1 | 18 | 39.9 | 25 |

All Purpose

| Player | g | rush | rcv | pr | kr | lr | total | avg/g |
|----------------------|----------|-------------|-------------|------------|------------|------------|-------------|--------------|
| Charlie Jones | 9 | 0 | 944 | 99 | 78 | 0 | 1121 | 124.6 |
| Devin Mockobee | 8 | 626 | 133 | 0 | 0 | 0 | 759 | 94.9 |
| Payne Durham | 9 | 0 | 411 | 0 | 0 | 0 | 411 | 45.7 |
| Deion Burks | 9 | 0 | 134 | 0 | 240 | 0 | 374 | 41.6 |
| Dylan Downing | 7 | 284 | 81 | 0 | 0 | 0 | 365 | 52.1 |
| TJ Sheffield | 9 | 1 | 275 | 0 | 0 | 0 | 276 | 30.7 |
| Tyrone Tracy Jr. | 9 | 52 | 188 | 0 | 0 | 0 | 240 | 26.7 |
| Mershawn Rice | 9 | 0 | 209 | 0 | 0 | 0 | 209 | 23.2 |
| King Doerue | 4 | 97 | 57 | 0 | 0 | 0 | 154 | 38.5 |
| Kobe Lewis | 9 | 99 | 21 | 0 | 16 | 0 | 136 | 15.1 |
| Chris Jefferson | 5 | 0 | 0 | 0 | 0 | 127 | 127 | 25.4 |
| Cam Allen | 9 | 0 | 0 | 0 | 0 | 107 | 107 | 11.9 |
| Paul Piferi | 9 | 0 | 89 | 0 | 0 | 0 | 89 | 9.9 |
| Andrew Sowinski | 7 | 0 | 47 | 0 | 0 | 0 | 47 | 6.7 |
| Austin Burton | 3 | 37 | 0 | 0 | 0 | 0 | 37 | 12.3 |
| Broc Thompson | 2 | 0 | 28 | 0 | 0 | 0 | 28 | 14.0 |
| Reese Taylor | 8 | 0 | 0 | 22 | 0 | 0 | 22 | 2.8 |
| Ben Furtney | 8 | 0 | 20 | 0 | 0 | 0 | 20 | 2.5 |
| Clyde Washington | 8 | 0 | 0 | 0 | 0 | 15 | 15 | 1.9 |
| Abdur-Rahmaan Yaseen | 3 | 0 | 13 | 0 | 0 | 0 | 13 | 4.3 |
| Michael Alaimo | 2 | 13 | 0 | 0 | 0 | 0 | 13 | 6.5 |
| Preston Terrell | 8 | 0 | 12 | 0 | 0 | 0 | 12 | 1.5 |
| Alex Maxwell | 9 | 0 | 8 | 0 | 0 | 0 | 8 | 0.9 |
| Collin Sullivan | 3 | 0 | 6 | 0 | 0 | 0 | 6 | 2.0 |
| Drew Biber | 6 | 0 | 6 | 0 | 0 | 0 | 6 | 1.0 |
| Jamari Brown | 9 | 0 | 0 | 0 | 0 | 2 | 2 | 0.2 |
| Jacob Wahlberg | 9 | 0 | 0 | 0 | 0 | 1 | 1 | 0.1 |
| Aidan O'Connell | 8 | -68 | 0 | 0 | 0 | 0 | -68 | -8.5 |
| Team | 9 | -11 | 0 | 0 | 0 | 0 | -11 | -1.2 |
| Total | 9 | 1130 | 2682 | 121 | 334 | 252 | 4519 | 502.1 |
| Opponents | 9 | 1064 | 2134 | 89 | 313 | 78 | 3678 | 408.7 |



Team Defense

| ## | Player | gp | Tackles | | | | Sacks | Pass defense | | | Fumbles | | blkd | |
|------------------|--------------------|----------|------------|------------|------------|---------------|---------------|---------------|-----------|-----------|-------------|----------|----------|----------|
| | | | ua | a | tot | tfl/yds | | int-yds | brup | qbh | fr-yds | ff | kick | saf |
| 21 | Sanoussi Kane | 9 | 34 | 9 | 43 | 2.5-12 | 1-11 | . | 1 | 1 | 1-29 | 1 | . | . |
| 10 | Cam Allen | 9 | 27 | 6 | 33 | 1.5-10 | . | 3-107 | 5 | . | 1-0 | . | 1 | . |
| 6 | Jalen Graham | 5 | 22 | 5 | 27 | 3-20 | 1-14 | . | 3 | 1 | . | 1 | . | . |
| 37 | Jacob Wahlberg | 9 | 18 | 8 | 26 | 1-1 | . | 1-1 | . | . | . | 1 | . | . |
| 43 | Kieren Douglas | 9 | 17 | 7 | 24 | 1.5-6 | 1-5 | . | . | . | . | . | . | . |
| 99 | Jack Sullivan | 9 | 18 | 6 | 24 | 5.5-40 | 4-33 | . | 1 | 1 | . | . | . | . |
| 97 | Semisi Fakasileiki | 7 | 17 | 7 | 24 | 3-5 | . | . | . | . | . | . | . | . |
| 58 | Branson Deen | 9 | 13 | 9 | 22 | 3.5-21 | 2.5-19 | . | . | 4 | . | . | . | . |
| 1 | Reese Taylor | 8 | 17 | 3 | 20 | 0.5-2 | . | 1-0 | 4 | . | . | . | . | . |
| 0 | Bryce Hampton | 9 | 18 | . | 18 | 2-3 | . | . | 1 | . | . | . | . | . |
| 17 | Chris Jefferson | 5 | 12 | 5 | 17 | . | . | 2-127 | 5 | 1 | . | . | . | . |
| 90 | Lawrence Johnson | 9 | 9 | 8 | 17 | 1.5-9 | 1.5-9 | . | . | 2 | . | . | . | . |
| 46 | Scotty Humpich | 9 | 10 | 6 | 16 | 1.5-6 | 1-6 | . | . | 2 | . | . | . | . |
| 20 | O.C. Brothers | 7 | 13 | 3 | 16 | . | . | . | 2 | 1 | . | . | . | . |
| 44 | Kydran Jenkins | 9 | 12 | 3 | 15 | 5.5-22 | 3.5-15 | . | 1 | 6 | . | 1 | . | . |
| 23 | Cory Trice | 9 | 14 | 1 | 15 | 1-2 | . | 1-0 | 8 | . | . | . | . | . |
| 96 | Khordae Sydnor | 9 | 12 | 3 | 15 | 5.5-25 | 3.5-21 | . | . | 1 | . | . | . | . |
| 42 | Clyde Washington | 8 | 10 | 3 | 13 | . | . | 1-15 | . | . | . | . | . | . |
| 93 | Prince Boyd Jr. | 8 | 6 | 5 | 11 | 2-4 | . | . | . | 2 | . | . | . | . |
| 50 | Sulaiman Kpaka | 7 | 6 | 5 | 11 | 1.5-5 | 0.5-2 | . | . | 1 | . | . | . | . |
| 7 | Jamari Brown | 9 | 10 | . | 10 | 2-1 | 1-0 | 1-2 | 2 | . | . | . | . | . |
| 5 | Nic Caraway | 9 | 5 | 4 | 9 | . | . | . | . | 1 | . | . | . | . |
| 91 | Cole Brevard | 9 | 3 | 2 | 5 | . | . | . | . | . | . | . | . | . |
| 92 | Mo Omonode | 7 | 4 | 1 | 5 | . | . | . | . | . | . | . | . | . |
| 4 | Deion Burks | 9 | 4 | . | 4 | . | . | . | . | . | . | . | . | . |
| 54 | Ben Kreul | 7 | 2 | 1 | 3 | . | . | . | . | . | . | . | . | . |
| 12 | Jah'von Grigsby | 6 | 3 | . | 3 | . | . | . | . | . | . | . | . | . |
| 14 | Yanni Karlaftis | 4 | 1 | 1 | 2 | 0.5-1 | 0.5-1 | . | . | . | . | . | . | . |
| 28 | Ryan Brandt | 9 | 2 | . | 2 | . | . | . | . | . | . | . | . | . |
| 3 | Tyrone Tracy Jr. | 9 | 2 | . | 2 | . | . | . | . | . | . | . | . | . |
| 25 | Kobe Lewis | 9 | 2 | . | 2 | . | . | . | . | . | . | . | . | . |
| 24 | Cam Childers | 3 | 1 | 1 | 2 | . | . | . | . | . | . | . | . | . |
| 38 | Dylan Downing | 7 | 1 | . | 1 | . | . | . | . | . | . | . | . | . |
| 53 | Gus Hartwig | 9 | 1 | . | 1 | . | . | . | . | . | . | . | . | . |
| 31 | Nick Zecchino | 9 | 1 | . | 1 | . | . | . | . | . | 1-0 | . | . | . |
| 40 | Hudson Miller | 1 | 1 | . | 1 | . | . | . | . | . | . | . | . | . |
| 98 | Greg Hudgins III | 2 | . | 1 | 1 | . | . | . | . | . | . | . | . | . |
| 77 | DJ Washington | 7 | 1 | . | 1 | . | . | . | . | . | . | . | . | . |
| 45 | Devin Mockobee | 8 | 1 | . | 1 | . | . | . | . | . | . | . | . | . |
| 35 | Antonio Stevens | 8 | . | 1 | 1 | . | . | . | . | . | . | . | . | . |
| Totals | | 9 | 350 | 114 | 464 | 45-195 | 21-136 | 10-252 | 33 | 24 | 3-29 | 4 | 1 | 0 |
| Opponents | | 9 | 415 | 192 | 607 | 34-159 | 16-105 | 11-78 | 46 | 13 | 6-0 | 5 | 2 | 0 |



| # | Player | GP-GS | PSU | INS | SU | FAU | MINN | MD | Nebr | Wisc | Iowa |
|----|----------------------|-------|-------|-------|-------|-------|-------|-------|-------|-------|-------|
| 0 | Bryce Hampton | 9/1 | XXX | XXX | XXX | XXX | XXX | XXX | XXX | XXX | START |
| 00 | Jaxon Mull | 0/0 | --- | --- | --- | --- | --- | --- | --- | --- | --- |
| 1 | Reese Taylor | 8/8 | START | START | START | --- | START | START | START | START | START |
| 1 | Michael Alaimo | 2/0 | --- | XXX | --- | XXX | --- | --- | --- | --- | --- |
| 2 | Abdur-Rahmaan Yaseen | 3/0 | --- | --- | --- | --- | --- | --- | XXX | XXX | XXX |
| 3 | Tyrone Tracy Jr. | 9/4 | XXX | START | XXX | START | XXX | XXX | START | XXX | START |
| 4 | Deion Burks | 9/0 | XXX | XXX | XXX | XXX | XXX | XXX | XXX | XXX | XXX |
| 5 | Elijah Canion | 1/0 | XXX | --- | --- | --- | --- | --- | --- | --- | --- |
| 5 | Nic Caraway | 9/0 | XXX | XXX | XXX | XXX | XXX | XXX | XXX | XXX | XXX |
| 6 | Jalen Graham | 5/5 | START | --- | --- | --- | --- | START | START | START | START |
| 6 | Curtis Deville Jr. | 0/0 | --- | --- | --- | --- | --- | --- | --- | --- | --- |
| 7 | Jamari Brown | 9/1 | XXX | XXX | XXX | START | XXX | XXX | XXX | XXX | XXX |
| 8 | TJ Sheffield | 9/7 | START | XXX | START | START | START | START | XXX | START | START |
| 9 | Mershawn Rice | 9/2 | XXX | XXX | START | XXX | XXX | XXX | START | XXX | XXX |
| 9 | Joe Strickland | 0/0 | --- | --- | --- | --- | --- | --- | --- | --- | --- |
| 10 | Cam Allen | 9/8 | START | START | START | START | START | START | START | START | XXX |
| 11 | Jack Abers | 9/0 | XXX | XXX | XXX | XXX | XXX | XXX | XXX | XXX | XXX |
| 11 | Tee Denson | 0/0 | --- | --- | --- | --- | --- | --- | --- | --- | --- |
| 12 | Austin Burton | 3/1 | --- | XXX | --- | START | --- | --- | --- | --- | XXX |
| 12 | Jah'von Grigsby | 6/0 | XXX | XXX | XXX | --- | --- | XXX | XXX | XXX | --- |
| 13 | Broc Thompson | 2/2 | START | START | --- | --- | --- | --- | --- | --- | --- |
| 14 | Yanni Karlaftis | 4/0 | --- | XXX | XXX | XXX | --- | XXX | --- | --- | --- |
| 15 | Charlie Jones | 9/9 | START | START | START | START | START | START | START | START | START |
| 16 | Aidan O'Connell | 8/8 | START | START | START | --- | START | START | START | START | START |
| 17 | Chris Jefferson | 5/5 | START | START | START | START | START | --- | --- | --- | --- |
| 17 | Christian Gelov | 0/0 | --- | --- | --- | --- | --- | --- | --- | --- | --- |
| 18 | Brady Allen | 1/0 | --- | XXX | --- | --- | --- | --- | --- | --- | --- |
| 19 | Jordan Buchanan | 0/0 | --- | --- | --- | --- | --- | --- | --- | --- | --- |
| 20 | O.C. Brothers | 7/5 | START | START | START | START | START | --- | --- | XXX | XXX |
| 20 | Kyle Adams | 0/0 | --- | --- | --- | --- | --- | --- | --- | --- | --- |
| 21 | Sanoussi Kane | 9/8 | XXX | START | START | START | START | START | START | START | START |
| 22 | King Doerue | 4/2 | START | START | --- | --- | --- | --- | XXX | XXX | --- |
| 23 | Cory Trice | 9/9 | START | START | START | START | START | START | START | START | START |
| 24 | Mitchell Fineran | 9/0 | XXX | XXX | XXX | XXX | XXX | XXX | XXX | XXX | XXX |
| 24 | Cam Childers | 3/0 | --- | XXX | --- | --- | --- | --- | XXX | XXX | --- |
| 25 | Kobe Lewis | 9/0 | XXX | XXX | XXX | XXX | XXX | XXX | XXX | XXX | XXX |
| 26 | Brandon Calloway | 4/0 | --- | XXX | --- | XXX | --- | XXX | --- | --- | XXX |
| 27 | Trey Firestone | 0/0 | --- | --- | --- | --- | --- | --- | --- | --- | --- |
| 28 | Ryan Brandt | 9/0 | XXX | XXX | XXX | XXX | XXX | XXX | XXX | XXX | XXX |
| 29 | Andrew Sowinski | 7/1 | --- | XXX | XXX | --- | XXX | XXX | XXX | START | XXX |
| 29 | Kentrell Marks | 0/0 | --- | --- | --- | --- | --- | --- | --- | --- | --- |
| 30 | Jack Ansell | 9/0 | XXX | XXX | XXX | XXX | XXX | XXX | XXX | XXX | XXX |
| 31 | Nick Zecchino | 9/0 | XXX | XXX | XXX | XXX | XXX | XXX | XXX | XXX | XXX |
| 32 | Joseph Jefferson II | 1/0 | --- | XXX | --- | --- | --- | --- | --- | --- | --- |
| 33 | Xander Pratt | 0/0 | --- | --- | --- | --- | --- | --- | --- | --- | --- |
| 33 | Charlie Kenrich | 1/0 | --- | XXX | --- | --- | --- | --- | --- | --- | --- |
| 34 | Damarjhe Lewis | 0/0 | --- | --- | --- | --- | --- | --- | --- | --- | --- |
| 34 | Ben Van Noord | 1/0 | --- | XXX | --- | --- | --- | --- | --- | --- | --- |
| 35 | Antonio Stevens | 8/0 | --- | XXX | XXX | XXX | XXX | XXX | XXX | XXX | XXX |
| 35 | Hayden Parise | 1/0 | --- | --- | --- | --- | --- | --- | XXX | --- | --- |
| 36 | Roman Pitre | 0/0 | --- | --- | --- | --- | --- | --- | --- | --- | --- |
| 37 | Jacob Wahlberg | 9/1 | XXX | XXX | XXX | XXX | XXX | START | XXX | XXX | XXX |
| 37 | Caleb Lahey | 0/0 | --- | --- | --- | --- | --- | --- | --- | --- | --- |
| 38 | Dylan Downing | 7/4 | XXX | XXX | START | START | START | --- | --- | --- | XXX |
| 39 | Ben Freehill | 1/0 | XXX | --- | --- | --- | --- | --- | --- | --- | --- |
| 39 | Will Chapman | 0/0 | --- | --- | --- | --- | --- | --- | --- | --- | --- |
| 40 | Hudson Miller | 1/0 | --- | XXX | --- | --- | --- | --- | --- | --- | --- |
| 41 | Ben Furtney | 8/2 | XXX | XXX | XXX | XXX | START | START | XXX | XXX | --- |
| 41 | Caleb Krockover | 1/0 | --- | XXX | --- | --- | --- | --- | --- | --- | --- |
| 42 | Clyde Washington | 8/1 | XXX | XXX | XXX | --- | XXX | XXX | XXX | START | XXX |



| # | Player | GP-GS | PSU | INS | SU | FAU | MINN | MD | Nebr | Wisc | Iowa |
|----|-----------------------|-------|-------|-------|-------|-------|-------|-------|-------|-------|-------|
| 43 | Kieren Douglas | 9/8 | START | START | START | START | START | XXX | START | START | START |
| 44 | Kydran Jenkins | 9/9 | START | START | START | START | START | START | START | START | START |
| 45 | Devin Mockabee | 8/3 | --- | XXX | XXX | XXX | XXX | XXX | START | START | START |
| 45 | Julio Macias | 1/0 | --- | XXX | --- | --- | --- | --- | --- | --- | --- |
| 46 | Scotty Humpich | 9/0 | XXX | XXX | XXX | XXX | XXX | XXX | XXX | XXX | XXX |
| 47 | Brendan Cropsey | 2/0 | --- | XXX | --- | --- | --- | --- | --- | --- | XXX |
| 47 | Domanick Moon | 0/0 | --- | --- | --- | --- | --- | --- | --- | --- | --- |
| 48 | Tristan Cox | 1/0 | --- | --- | --- | --- | --- | --- | --- | --- | XXX |
| 49 | Farrell Henderson III | 0/0 | --- | --- | --- | --- | --- | --- | --- | --- | --- |
| 50 | Sulaiman Kpaka | 7/0 | --- | XXX | --- | XXX | XXX | XXX | XXX | XXX | XXX |
| 51 | Nick Taylor | 1/0 | --- | XXX | --- | --- | --- | --- | --- | --- | --- |
| 52 | Zac Tuinei | 8/0 | XXX | XXX | XXX | XXX | XXX | XXX | XXX | XXX | --- |
| 53 | Gus Hartwig | 9/9 | START | START | START | START | START | START | START | START | START |
| 54 | Ben Kreul | 7/0 | XXX | XXX | XXX | XXX | XXX | --- | --- | XXX | XXX |
| 54 | Josh Kaltenberger | 9/0 | XXX | XXX | XXX | XXX | XXX | XXX | XXX | XXX | XXX |
| 55 | Malachi Preciado | 1/0 | --- | XXX | --- | --- | --- | --- | --- | --- | --- |
| 56 | Jayden Scruggs | 0/0 | --- | --- | --- | --- | --- | --- | --- | --- | --- |
| 57 | Chris Van Eekeren | 9/0 | XXX | XXX | XXX | XXX | XXX | XXX | XXX | XXX | XXX |
| 58 | Branson Deen | 9/8 | START | XXX | START | START | START | START | START | START | START |
| 59 | Vince Carpenter | 1/0 | --- | XXX | --- | --- | --- | --- | --- | --- | --- |
| 61 | Aaron Roberts | 1/0 | --- | XXX | --- | --- | --- | --- | --- | --- | --- |
| 62 | Ben Kuhns | 1/0 | --- | XXX | --- | --- | --- | --- | --- | --- | --- |
| 63 | Marcus Mbow | 9/9 | START | START | START | START | START | START | START | START | START |
| 64 | Mahamane Moussa | 9/4 | XXX | XXX | XXX | XXX | XXX | START | START | START | START |
| 67 | Drew Woodruff | 0/0 | --- | --- | --- | --- | --- | --- | --- | --- | --- |
| 68 | Cam Craig | 3/3 | START | START | START | --- | --- | --- | --- | --- | --- |
| 70 | Zach Richards | 1/0 | --- | XXX | --- | --- | --- | --- | --- | --- | --- |
| 71 | Nalin Fox | 1/0 | --- | XXX | --- | --- | --- | --- | --- | --- | --- |
| 72 | Slone Finau | 9/0 | XXX | XXX | XXX | XXX | XXX | XXX | XXX | XXX | XXX |
| 73 | Daniel Johnson | 5/2 | XXX | XXX | XXX | START | START | --- | --- | --- | --- |
| 74 | Eric Miller | 9/9 | START | START | START | START | START | START | START | START | START |
| 75 | Spencer Holstege | 9/9 | START | START | START | START | START | START | START | START | START |
| 76 | Andre Oben | 1/0 | --- | XXX | --- | --- | --- | --- | --- | --- | --- |
| 77 | DJ Washington | 7/0 | XXX | XXX | XXX | XXX | XXX | XXX | XXX | --- | --- |
| 78 | Cross Watson | 0/0 | --- | --- | --- | --- | --- | --- | --- | --- | --- |
| 79 | Jared Bycznski | 2/0 | XXX | XXX | --- | --- | --- | --- | --- | --- | --- |
| 81 | Collin Sullivan | 3/0 | XXX | XXX | --- | --- | --- | --- | --- | XXX | --- |
| 82 | Drew Biber | 6/0 | --- | XXX | --- | --- | XXX | XXX | XXX | XXX | XXX |
| 83 | Zion Steptoe | 0/0 | --- | --- | --- | --- | --- | --- | --- | --- | --- |
| 84 | Preston Terrell | 8/0 | XXX | XXX | XXX | XXX | XXX | XXX | XXX | --- | XXX |
| 85 | Alex Maxwell | 9/0 | XXX | XXX | XXX | XXX | XXX | XXX | XXX | XXX | XXX |
| 86 | Max Klare | 1/0 | --- | XXX | --- | --- | --- | --- | --- | --- | --- |
| 87 | Payne Durham | 9/9 | START | START | START | START | START | START | START | START | START |
| 88 | Garrett Miller | 0/0 | --- | --- | --- | --- | --- | --- | --- | --- | --- |
| 89 | Paul Piferi | 9/0 | XXX | XXX | XXX | XXX | XXX | XXX | XXX | XXX | XXX |
| 90 | Lawrence Johnson | 9/9 | START | START | START | START | START | START | START | START | START |
| 91 | Cole Brevard | 9/0 | XXX | XXX | XXX | XXX | XXX | XXX | XXX | XXX | XXX |
| 91 | Ben Buschel | 1/0 | --- | XXX | --- | --- | --- | --- | --- | --- | --- |
| 92 | Mo Omonode | 7/0 | XXX | XXX | --- | XXX | XXX | XXX | --- | XXX | XXX |
| 93 | Prince Boyd Jr. | 8/1 | XXX | START | XXX | XXX | --- | XXX | XXX | XXX | XXX |
| 94 | J.P. Deeter | 0/0 | --- | --- | --- | --- | --- | --- | --- | --- | --- |
| 95 | Joe Anderson | 3/0 | XXX | XXX | --- | --- | --- | --- | --- | XXX | --- |
| 96 | Khordae Sydnor | 9/0 | XXX | XXX | XXX | XXX | XXX | XXX | XXX | XXX | XXX |
| 97 | Semisi Fakasileiki | 7/3 | XXX | --- | --- | XXX | XXX | START | START | XXX | START |
| 98 | Greg Hudgins III | 2/0 | --- | XXX | XXX | --- | --- | --- | --- | --- | --- |
| 99 | Jack Sullivan | 9/9 | START | START | START | START | START | START | START | START | START |