



PURDUE IN 2022

Overall	6-4
Home	3-2
Away	3-2
Neutral	0-0
vs. Big Ten	4-3
vs. Ranked	2-0

BROADCAST INFORMATION

TELEVISION

Network	FS1
Play-by-Play	Eric Collins
Analyst	Devin Gardner
x	

RADIO

Network	Purdue Sports Radio Network
Flagship	96.5 FM WAZY
Play-by-Play	Tim Newton
Analyst	Pete Quinn
Producer	Rob Blackman
Sideline	Kelly Kitchel
Engineer	Scott Fenstermaker
Free Online	Varsity Network

SERIES AT A GLANCE

Overall Record	52-33-1 (87th meeting)
In West Lafayette	22-14
In Evanston	28-19-1
At Neutral	2-0
Streak	Purdue 1 game
Last Purdue Win	2021 - Wrigley - Purdue 32, Northwestern 14
Last Meeting	2021 - Wrigley - Purdue 32, Northwestern 14
First Meeting	1895 - Home - Purdue 6, Northwestern 24
Brohm vs. Northwestern	2-3
Fitzgerald vs. Purdue	8-5

TABLE OF CONTENTS

2 - Aidan O'Connell	15 - Starters
3 - Charlie Jones	16-20 - Game-by-Game
4-10 - Boiler Notes	20 - Big Plays
4 - Series History	21 - Player Trackers
5 - NCAA Rankings	22 - Season Highs
6 - Big Ten Standings	23-24 - Career Highs
11 - Ross-Ade Stadium	25 - The Last Time
12-13 - Purdue Roster	26-29 - Schedule Recap/Outlook
14 - Head Coach Jeff Brohm	30-34 - Career Info

WEEKLY AVAILABILITY

Monday - 11 a.m. - Jeff Brohm Press Conference (Mackey Media Room)
Tuesday - Approx. 5:45 p.m. - Offensive coach and players
Wednesday - Approx. 5:45 p.m. - Defensive coach and players
Thursday - Approx. 4:45 p.m. - Jeff Brohm

STRATEGIC COMMUNICATIONS

Director - Football Contact	Adam Kuffner
AK Cell/Email	662-816-0497 / kuffner@purdue.edu
Associate Athletics Director	Patrick Crawford
PC Cell/Email	337-412-4220 / pcrawf@purdue.edu
Associate Director	Ian MacDougall
IM Cell/Email	317-313-7486 / imacdoug@purdue.edu
Assistant Director	William Soule
WS Cell/Email	918-899-2053 / wsoule@purdue.edu

2022 SCHEDULE

PENN STATE	INDIANA STATE	AT SYRACUSE	FLORIDA ATLANTIC	AT MINNESOTA	AT MARYLAND	NEBRASKA	AT WISCONSIN	IOWA	AT ILLINOIS	NORTHWESTERN	AT INDIANA
Sept. 1 L, 35-31 (8-2)	Sept. 10 W, 56-0 (2-8)	Sept. 17 L, 32-29 (6-3)	Sept. 24 W, 28-26 (5-5)	Oct. 1 W, 20-10 (7-3)	Oct. 8 W, 31-29 (6-4)	Oct. 15 W, 43-37 (3-7)	Oct. 22 L, 35-24 (5-5)	Nov. 5 L, 24-3 (6-4)	Nov. 12 W, 31-24 (7-3)	Nov. 19 NOON FS1 (1-9)	Nov. 26 TBA TBA (3-7)

GAME

11

PURDUE BOILERMAKERS VS NORTHWESTERN WILDCATS

SATURDAY, NOV. 19 | NOON | WEST LAFAYETTE, IND. | ROSS-ADE STADIUM

THE MATCHUP



PURDUE

6-4 (4-3 BIG TEN)

Rankings (AP/C/CFP) - --/--/--	Last - W, at No. 21 Illinois - 31-24
Head Coach - Jeff Brohm	Alma Mater - Louisville, 1994
Career Record - 64-43 (9th)	Record at Purdue - 34-33 (6th)

NORTHWESTERN

1-9 (1-6 BIG TEN)

Rankings (AP/C/CFP) - --/--/--	Last - L, at Minnesota - 31-3
Head Coach - Pat Fitzgerald	Alma Mater - Northwestern, 1997
Career Record - 110-99 (17th)	Record at Northwestern - 110-99 (17th)

TALE OF THE TAPE (PER GAME)

	PURDUE			NORTHWESTERN		
	Stat	FBS	Conf.	Stat	FBS	Conf.
Points	29.6	61	5	15.3	128	14
Points Allowed	25.2	55	9	28.2	83	12
Rush Yards	127.2	97	10	118.5	105	11
Pass Yards	291.9	18	9	227.9	70	7
Total Offense	419.1	44	4	346.4	100	10
Total Defense	350.1	37	9	390.6	82	11

STORY LINES

- After a crucial BIG road win at No. 21 Illinois, Purdue Football returns to West Lafayette for the final home game of the 2022 season. The Boilermakers welcome Northwestern to Ross-Ade Stadium with kickoff set for noon on FS1.
- Purdue won last season's matchup, a 32-14 victory at Wrigley Field, behind 423 pass yards by Aidan O'Connell and four field goals from Mitchell Fineran.
- The Boilermakers put up 31 points on 379 total yards against Illinois, the most allowed by the Illini defense that entered the game as the nation's No. 1 scoring (10.4) and total defense (232.2 yards per game).
- Purdue enters Saturday's contest tied atop the BIG West alongside Illinois, Iowa and Minnesota at 4-3.
- Purdue will welcome home two-time All-Big Ten safety Ricardo Allen as this week's honorary captain. Allen spent eight seasons in the NFL, reaching the Super Bowl with the Cincinnati Bengals in 2022.

A WIN WOULD

- Secure a winning conference record in consecutive seasons for the first time since 1997-98
- Give Purdue at least seven wins in back-to-back seasons for the first time since 2006-07
- Be Purdue's third victory over the Wildcats in the last four meetings
- End Purdue's home slate with a 4-2 record

- Aidan O'Connell is a finalist for the Burlsworth Trophy (former or current walk-on) and a semifinalist for the Wuerffel Trophy (community service).
- O'Connell paces the Big Ten in passing yards per game, averaging 297.2 yards to also rank 13th nationally. The sixth-year senior completes 28.2 passes per game, fourth most in the country.
- Wide receiver Charlie Jones ranks top 10 nationally in receptions per game (3rd-8.7), receiving touchdowns (5th-10) and receiving yards (6th-1,010).
- Mackey Award semifinalist Payne Durham ranks among the top tight ends nationwide: touchdowns (2nd-6), receptions (3rd-48) and receiving yards (4th-481).
- The Purdue defense ranks Top 25 nationally in third down defense (16th), fourth down defense (18th), first down defense (19th) and rushing defense (23rd).
- The Boilermakers have controlled time of possession in nine straight games, and their time of possession (33:02), ranks 12th nationally.

NUMBERS TO KNOW

0	Facing the nation's best defense, the Purdue offensive line did not allow a single sack in the win over Illinois. The Boilermakers rank eighth in the country, allowing only 3.8 tackles-for-loss per game.
5	Entering his final home game, Aidan O'Connell has recorded five 400-yard passing games over his career. That includes 423 yards in last season's win over Northwestern at Wrigley Field.

1	Charlie Jones leads the Big Ten in receptions per game (8.7) and receiving yards (1,010). His 10.9 receptions per game and 90 receiving yards per game in Big Ten play also top the conference.
27	Saturday's contest will be the final game at Ross-Ade Stadium for a plethora of Boilermakers. Purdue has 27 seniors on its roster.



GAME 11 NOTES • Purdue vs. Northwestern

QB1 - NO. 16 AIDAN O'CONNELL



Full Name: Aidan James O'Connell
 Year: Sixth Year
 Height: 6-3
 Weight: 210
 Hometown: Long Grove, Ill.
 High School: Stevenson
 Bachelor's: General Management (May 2020)
 Master's: Tech, Leadership, Innovation (May 2022)
 Birthdate: Sept. 1, 1998
 Parents: James & Kathy
 Siblings: Sean, Patrick, Liam, Seamus, Grace

Wife: Jael (Johnson) - July 30, 2022
 - Jael (JAY-elle) was a four-year letterwinner with Purdue Volleyball and a two-time Academic All-Big Ten honoree.

Played youth football with Charlie Jones growing up for the Buffalo Grove Bisons.

Avid golfer, around an eight-handicap.

IN ELITE COMPANY

• Dating back to last season, Aidan O'Connell is one of six quarterbacks to average more than 300 passing yards per game, while tossing at least 45 touchdowns (minimum 20 games).

• O'Connell has five career games with 400 yards passing and three touchdowns, the most by a Big Ten quarterback since 2000, trailed by Ohio State's Dwayne Haskins and C.J. Stroud with four.

300 Passing YPG, 45 Touchdowns Since the Start of 2021

	School	Games	Comp %	YPG	TDs
Will Rogers	Miss. State	23	71.1	344.0	63
C.J. Stroud	Ohio State	22	70.1	326.6	78
Tanner Mordecai	SMU	21	65.9	305.1	66
Bryce Young	Alabama	24	65.5	304.8	69
Aidan O'Connell	Purdue	21	67.9	304.1	46
Sam Hartman	Wake Forest	23	60.1	303.1	67

AWARDS

- 2022 Burlsworth Trophy Finalist, Wuerffel Trophy Semifinalist
- 2022 Maxwell Award | Walter Camp Award | Davey O'Brien Award | Wuerffel Trophy | Senior Bowl | CFPA National Performer of the Year Watch Lists
- BIG Preseason Honors List (Conference Media)
- Preseason Second Team All-Big Ten (Athlon Sports, Phil Steele)
- Preseason Third Team All-Big Ten (PFF)
- 2021 Second Team All-Big Ten (First Purdue All-Big QB since 2004)
- 4-time Academic All-Big Ten

2022

- Recorded five 300-yard passing games, giving him 13 for his career and tying for second in program history
- Finished one completion and attempt shy of the single-game completion percentage record against Indiana State - 17-of-19
- Fifth career 400-yard passing game with 424 yards at Syracuse

2021

- Named All-Big Ten Second Team by league's coaches & media, Associated Press, Pro Football Focus and Phil Steele, and Academic All-Big Ten
- Received National Football Foundation Drew Brees Mental Toughness Award
- Single-season Purdue rankings - set record for completion percentage and passing efficiency, eighth in attempts, tied for fourth in completions, fifth in passing yards, fourth in scores
- Joined Drew Brees as the only Boilermakers with multiple 500-yard passing games in the same season

2020 - Started first three games, missed final three with injury
 2019 - Made first collegiate start at Northwestern
 2017 & 2018 - Did not play.

CAREER LINE

Year	Games	Starts	Comp.-Att.-Int.	Yds.	TDs	Long	Pct.	Avg./Pass	Avg./Game	Efficiency
2019	6	3	103-164-4	1101	8	72	62.8	10.7	183.5	130.4
2020	3	3	88-136-2	916	7	45	64.7	10.4	305.3	135.3
2021	12	9	315-439-11	3712	28	75	71.8	11.8	309.3	158.8
2022	9	9	254-398-11	2675	18	56	63.8	10.5	297.2	129.7
Total	30	24	760-1137-28	8404	61	75	66.8	11.1	280.1	141.7

CAREER PASSING GAME-BY-GAME

2022

Game	C-A-I	Pct.	Yds.	TDs	Long
(s1) PENN STATE*	30-59-0	50.0	365	1	30
(s10) INDIANA STATE*	17-19-0	89.5	211	4	36
(s17) Syracuse*	39-56-1	69.6	424	3	55
(s24) FAU	Did Not Play				
(o1) Minnesota*	27-40-2	67.5	199	0	28
(o8) Maryland*	30-41-1	73.2	360	2	56
(o15) NEBRASKA*	35-54-1	64.8	391	4	32
(o22) Wisconsin*	31-46-3	67.3	320	1	29
(n5) IOWA*	20-43-2	46.5	168	0	41
(n12) Illinois*	25-40-1	62.5	237	3	34
(n19) NORTHWESTERN					
(n26) Indiana					

2021

Game	C-A-I	Pct.	Yds.	TDs	Long
(s11) UConn	9-11-0	81.8	86	2	17
(s18) Notre Dame	11-18-2	61.1	104	0	27
(s25) ILLINOIS	12-19-2	63.2	182	1	43
(o2) MINNESOTA*	34-51-1	65.4	371	1	34
(o16) Iowa*	30-40-0	75.0	375	2	60
(o23) WISCONSIN*	24-32-3	75.0	200	1	24
(o30) Nebraska*	34-45-0	75.6	233	2	21
(n6) MICHIGAN ST.*	40-54-0	74.1	536	3	53
(n13) Ohio State*	40-52-0	76.9	390	4	29
(n20) Northwestern*	29-39-0	74.4	423	3	53
(n27) INDIANA*	26-31-0	83.9	278	4	28
(d30) Tennessee*	26-46-3	56.5	534	5	75

2020

Game	C-A-I	Pct.	Yds.	TDs	Long
(o24) IOWA*	31-50-2	62.0	282	3	22
(o31) Illinois*	29-35-0	82.9	371	2	45
(n14) NORTHWESTERN*	28-51-0	54.9	263	2	40

2019

Game	C-A-I	Pct.	Yds.	TDs	Long
(o5) Penn State	1-1-0	100	4	-	4
(o26) ILLINOIS	8-14-0	57.1	66	1	20
(n2) NEBRASKA	6-7-0	85.7	62	0	26
(n9) Northwestern*	34-50-2	68.0	271	2	21
(n23) Wisconsin*	26-43-1	60.5	289	2	38
(n30) INDIANA*	28-49-1	57.1	408	3	72

* starter

NATIONAL RANKINGS

	National	Big Ten	Stat
Completion Percentage	48	6	.638
Completions per Game	4	1	28.2
Passing Touchdowns	34	2	18
Passing Yards	20	2	2,675
Passing Yards Per Game	13	1	297.2
Total Offense	26	1	296.2

GAME HIGHS

COMPLETIONS

2022	39 - at Syracuse - 11/17/21
Career	40 - 2x, last at Ohio State - 11/13/21

ATTEMPTS

2022	59 - vs. Penn State - 9/1/22
Career	59 - vs. Penn State - 9/1/22

PASSING YARDS

2022	424 - at Syracuse - 11/17/21
Career	536 - vs. Michigan State - 11/6/21

PASSING TOUCHDOWNS

2022	4 - 2x last vs. Nebraska - 10/15/22
Career	5 - vs. Tennessee - 12/30/21

LONG PASS

2022	56 - at Maryland - 10/8/22
Career	75 - vs. Tennessee - 12/30/21

RUSHING YARDS

2022	33 - vs. Illinois - 11/12/22
Career	33 - vs. Illinois - 11/12/22

LONG RUSH

2022	24 - vs. Illinois - 11/12/22
Career	24 - vs. Illinois - 11/12/22

RECORD WATCH

CAREER 300-YARD PASSING GAMES

1.	Drew Brees	16	1997-00
2.	Aidan O'Connell	13	2017-Present
	David Blough	13	2015-18

CAREER 400-YARD PASSING GAMES

1.	Drew Brees	7	1997-00
2.	Aidan O'Connell	5	2017-Present

CAREER 500-YARD PASSING GAMES

1.	Drew Brees	2	1997-00
1.	Aidan O'Connell	2	2017-Present

CAREER PASSING COMPLETIONS

1.	Drew Brees	1,026	1997-00
2.	Curtis Painter	987	2005-08
3.	David Blough	871	2015-18
4.	Kyle Orton	786	2001-04
5.	Mark Herrmann	772	1977-80
6.	Aidan O'Connell	760	2017-Present

CAREER COMPLETION PERCENTAGE

1.	Aidan O'Connell	66.8%	2017-Present
2.	Jack Plummer	64.8%	2019-21
3.	Robert Marve	63.8%	2010-12
4.	Drew Brees	61.1%	1997-00

CAREER TOUCHDOWN PASSES

1.	Drew Brees	90	1997-00
2.	Mark Herrmann	71	1977-80
3.	David Blough	69	2015-18
4.	Curtis Painter	67	2005-08
5.	Kyle Orton	63	2001-04
6.	Aidan O'Connell	61	2017-Present

CAREER PASSING YARDS

1.	Drew Brees	11,792	1997-00
2.	Curtis Painter	11,163	2005-08
3.	Mark Herrmann	9,946	1977-80
4.	David Blough	9,734	2015-18
5.	Kyle Orton	9,337	2001-04
6.	Aidan O'Connell	8,404	2017-Present

CAREER PASSING ATTEMPTS

1.	Drew Brees	1,678	1997-00
2.	Curtis Painter	1,648	2005-08
3.	David Blough	1,429	2015-18
4.	Kyle Orton	1,336	2001-04
5.	Mark Herrmann	1,309	1977-80
6.	Aidan O'Connell	1,137	2017-Present





NO. 15 CHARLIE JONES



Full Name: Charlie Jones			Height & Weight : 6-0 & 188				High School: Deerfield			
Year: Sixth Year			Hometown: Deerfield, Ill.				Previous: Iowa Buffalo			
Game	Rec.	Yds.	TDs	Long	KR	Yds.	Long	PR	Yds.	Long
(s1) PENN STATE	12	153	1	30	3	43	15	1	0	0
(s10) INDIANA STATE	9	133	3	36	0	0	0	2	6	3
(s17) Syracuse	11	188	1	55	0	0	0	1	-1	0
(s24) FAU	9	59	2	14	0	0	0	3	49	40
(o1) Minnesota	6	55	0	28	0	0	0	1	11	11
(o8) Maryland	3	15	0	11	0	0	0	3	2	2
(o15) NEBRASKA	12	132	2	31	0	0	0	2	16	15
(o22) Wisconsin	10	105	0	27	0	0	0	2	16	10
(n5) IOWA	11	104	0	41	0	0	0	0	0	0
(n12) Illinois	4	66	1	32	0	0	0	1	8	8
(n19) NORTHWESTERN										
(n26) Indiana										

ALL-AMERICAN COMPANY

- Charlie Jones is on pace to have one of the biggest seasons by a Boilermaker receiver in program history.
- The Deerfield, Illinois, native's numbers are similar to the past three Purdue wide receivers that went on to become All-Americans.

Through 10 Games	Charlie Jones	David Bell	Rondale Moore	Taylor Stubblefield
Year	2022	2021	2018	2004
Receptions	87	87	82	79
Yards	1010	1207	909	886
Rec Per Game	8.7	8.7	8.2	7.9
Yards Per Catch	11.6	13.87	11.09	11.22
Yards Per Game	101.0	120.7	90.9	88.6
TD Catches	10	5	8	11
All-America Honor	-	Consensus	Consensus	Consensus

CHUCK'S SIZZLIN'

- Wide receiver Charlie Jones has made an immediate impact since transferring to Purdue from Iowa, ranking second nationally in receptions (87), fifth in receiving touchdowns (10) and sixth in receiving yards (1,010).
- Jones has recorded six 100-yard games this season, including four in BIG play, to become the sixth Boilermaker to accomplish the feat in a single year.
- In BIG action, Jones has hauled in 8.3 receptions per game to average 90.0 yards per game; both marks lead BIG receivers.
- With a 32-yard touchdown in the win over No. 21 Illinois, Jones became the eighth Boilermaker in Purdue history to record 10 touchdowns and 1,000 receiving yards in a single season.
- It's safe to say Jones enjoys the Purdue offense. After making 21 catches for 323 yards and three touchdowns during the entire 2021 season, it only took him three games to surpass last year's totals with the Hawkeyes.
- With three multi-touchdown games, Jones is just the sixth Purdue receiver since 2000 to have three-or-more multi-touchdown games in a season.

CATCHING RARE AIR

- Charlie Jones joined former Purdue wide receiver David Bell (2021) as the only Big Ten receivers since 2000 to haul in 85 or more passes through their first 10 games of a season.
- Jones, Bell and Mario Manningham (Michigan - 2007) make up the only BIG receivers since 2000 to reach 1,000 yards in 10 games.
- This season, Jones is one of three wide receivers nationwide with at least 1,000 receiving yards and 10 touchdowns, including the only one in the Big Ten.
- Ranking in the nation's top six in receptions, receiving yards and receiving touchdowns this year, Jones is only one of three wide receivers to crack the top 10 in all three categories.
- Since 2000, only five Big Ten receivers have tallied 1,000 yards and 10 touchdowns through the first 10 games of the season: Jones, Braylon Edwards (Michigan - 2004), Charles Rodgers (Michigan State - 2001, 2002), Austin Carr (Northwestern - 2016) and Marvin McNutt (Iowa - 2011).

CAREER LINE

Rec. Avg. Avg.									KO				Avg. Avg.				Punt				Avg. Avg.			
Year	Games	Rec.	Yds.	TDs	Long	Game	Catch	Game	Ret	Yds.	TD	Long	Ret.	Game	Ret	Yds.	TD	Long	Ret.	Game				
2018	14	18	395	3	0	1.3	21.9	28.2	17	289	0	43	17.0	20.7	-	-	-	-	-	-				
2020	8	0	0	0	0	0.0	0	0.0	-	-	-	-	-	-	21	221	1	54	10.5	27.6				
2021	14	21	323	3	72	1.5	15.4	23.1	25	635	1	100	25.4	45.4	37	285	0	41	7.5	20.4				
2022	10	87	1010	10	55	8.7	11.6	101.0	5	78	0	19	15.6	11.1	16	107	0	40	6.6	12.4				
Total	46	126	1,728	16	72	2.7	13.7	37.6	47	1,002	1	100	21.3	20.9	74	613	1	54	8.3	12.8				

NATIONAL RANKINGS

	National	Big Ten	Stat
All Purpose Yards	32	5	119.5
Punt Returns	35	4	6.7
Receiving Touchdowns	5	2	10
Receiving Yards	6	1	1,010
Receiving Yards Per Game	9	1	101.0
Receptions Per Game	3	1	8.7
Total Touchdowns	36	5	10

GAME HIGHS

RECEPTIONS
2022 12 - 2x last vs. Nebraska, 10/15/22
Career 12 - 2x last vs. Nebraska, 10/15/22

RECEIVING YARDS
2022 188 - at Syracuse - 9/17/22
Career 188 - at Syracuse - 9/17/22

RECEIVING TOUCHDOWNS
2022 3 - vs. Indiana State - 9/10/22
Career 3 - vs. Indiana State - 9/10/22

LONG RECEPTION
2022 55 - at Syracuse - 9/17/22
Career 72 - vs. Minnesota - 11/14/21*

LONG TOUCHDOWN RECEPTION
2022 55 - at Syracuse - 9/17/22
Career 72 - vs. Minnesota - 11/14/21*

LONGEST KICK RETURN
2022 15 - vs. Penn State - 9/1/22
Career 100 - vs. Illinois - 11/20/21*

LONGEST PUNT RETURN
2022 40 - vs. FAU - 9/24/22
Career 38 - vs. Colorado State - 9/25/21*

RECORD WATCH

SEASON RECEPTIONS
1. Chris Daniels 121 1999
2. Rondale Moore 114 2018
3. Rodney Carter 98 1985
4. David Bell 93 2021
5. Keith Smith 91 2009
6. Taylor Stubblefield 89 2004
7. Charlie Jones 87 2022

SEASON RECEIVING YARDS
1. John Standeford 1,307 2002
2. David Bell 1,286 2021
3. Rondale Moore 1,258 2018
4. Chris Daniels 1,236 1999
5. Brian Alford 1,228 1997
6. John Standeford 1,150 2003
7. Kieth Smith 1,100 2009
8. Rodney Carter 1,099 1985
9. Taylor Stubblefield 1,095 2004
10. Dorian Bryant 1,078 2006
11. Steve Griffin 1,060 1984
12. Brian Alford 1,057 1996
13. David Bell 1,035 2019
14. Vinny Sutherland 1,014 2000
15. Charlie Jones 1,010 2022

SEASON RECEIVING TOUCHDOWNS
1. Taylor Stubblefield 16 2004
2. Vinny Sutherland 13 2000
John Standeford 13 2002
4. Brian Alford 12 1996
Rondale Moore 12 2018
6. Ashley Bell 11 1969
Steve Bryant 11 1981
8. Charlie Jones & 3 Others 10 2022

SEASON ALL-PURPOSE YARDS
1. Rondale Moore 2,215 2018
2. Dorian Bryant 2,121 2007
3. Leroy Keyes 1,870 1967
15. Kory Sheets 1,431 2006
Charlie Jones 1,195 2022

CONSECUTIVE 100-YARD RECEIVING GAMES
1. David Bell 5 2019-20
2. Rodney Carter 4 1985
3. Charlie Jones & 6 others 3 2022

SEASON 100-YARD RECEIVING GAMES
1. Four Tied 7
5. Charlie Jones & 2 others 6 2022

CAREER 100-YARD RECEIVING GAMES AT PURDUE
1. David Bell 17 2019-21
2. John Standeford 14 2000-03
3. Brian Alford 12 1994-97
11. Charlie Jones & 2 Others 6 2022



GAME 11 NOTES • Purdue vs. Northwestern

NO. 87 - PAYNE DURHAM



Year: Redshirt Senior		Hometown: Suwanee, Ga.		
Height & Weight : 6-5 & 255		High School: Peachtree Ridge		
Game	Rec.	Yds.	TDs	Long.
(s1) PENN STATE	3	43	9	23
(s10) INDIANA STATE	1	7	0	7
(s17) Syracuse	9	83	2	18
(s24) FAU	4	17	0	8
(o1) Minnesota	4	21	0	9
(o8) Maryland	7	109	1	56
(o15) NEBRASKA	5	30	0	8
(o22) Wisconsin	6	66	1	23
(n5) IOWA	2	35	0	24
(n12) Illinois	7	70	2	26
(n19) NORTHWESTERN				
(n26) Indiana				

BRING ON THE PAYNE

- A semifinalist for the Mackey Award (college football's most outstanding tight end), Payne Durham has been an important piece of the Purdue offense with 48 catches for 481 yards and six touchdowns to rank second among Boilermakers in all three categories.
- The redshirt-senior ranks among the top tight ends nationwide, cracking the Top 5 in touchdowns (2nd-6), receptions (3rd-48) and receiving yards (4th-481).
- In the win over Nebraska, Durham eclipsed 1,000 receiving yards for his career to become just the eighth Purdue tight end to accomplish the feat.
- Durham came through in the clutch against Maryland (Oct. 8), catching the go-ahead touchdown pass before rumbling 56 yards to set up another late Purdue touchdown. He made seven catches for 109 yards, both team highs, to record the third 100-yard game of his career.
- Durham ranks ninth in program history with 19 receiving touchdowns, second among tight ends, trailing Dave Young (27, 1977-80). He is one touchdown away from tying DeAngelo Yancey (2013-16) for eighth and two away from sitting alongside three of the best receivers in Purdue history: former teammate David Bell (2019-21), Dorien Bryant (2004-07) and Taylor Stubblefield (2001-04).
- Durham's progression in college from backup to all-conference caliber is made more impressive when you consider he played one year of high school football after playing lacrosse all his life.

CHAMPAYNE

- With the Cannon Trophy and BIG West implications on the line, Payne Durham came through in the clutch at No. 21 Illinois. The tight end hauled in a team-high seven catches for 70 yards and a pair of touchdowns to help the Boilermakers win 31-21 in Champaign.
- Durham's toe-tapping touchdown in the third quarter gave Purdue its first lead of the game before he put the Boilermakers ahead for good in the fourth with a 12-yard touchdown.
- The two-touchdown day was Durham's fourth multi-touchdown game of his career and the second of the season.

RECORD WATCH

CAREER TD RECEPTIONS BY A TIGHT END

1	Dave Young	1977-80	27
2	Payne Durham	2018-Present	19

CAREER RECEIVING YARDS BY A TIGHT END

1	Dave Young	1977-80	2,316
2.	Tim Stratton	1998-01	2,088
3.	Brycen Hopkins	2015-16	1,945
4.	Dustin Keller	2004-07	1,882
5.	Cliff Benson	1980-83	1,546
6.	Marty Scott	1982-85	1,247
7.	Payne Durham	2018-Present	1,196

CAREER LINE

Year	Games	Rec.	Yds.	TDs	Long	Rec. Game	Avg. Catch	Avg. Game
2018	2	0	0	0	0	0.0	0.0	0.0
2019	12	9	82	4	26	0.8	9.1	6.8
2020	6	16	166	3	29	2.7	10.4	27.7
2021	12	45	467	6	62	3.8	10.4	38.9
2022	10	48	481	6	56	4.8	10.0	48.1
Total	42	118	1196	19	62	2.8	10.1	28.5

SEASON/CAREER HIGHS

RECEPTIONS

2022	9 - at Syracuse - 9/17/22
Career	9 - 2x last vs. Syracuse - 9/17-22

RECEIVING YARDS

2022	109 - at Maryland - 10/8/22
Career	120 - vs. Oregon State - 9/14/21

RECEIVING TOUCHDOWNS

2022	2 - 2x last vs. Illinois - 11/12/22
Career	2 - 4x last vs. Illinois - 11/12/22

LONG RECEPTION

2022	56 - at Maryland - 10/8/22
Career	62 - vs. Tennessee - 12/30/21

NO. 45 - DEVIN MOCKOBEE



Year: Redshirt Freshman	Hometown: Booneville, Ind.			
Height & Weight : 6-0 & 195	High School: Booneville			
Game	Rush	Yds.	TDs	Long
(s1) PENN STATE	-	-	-	-
(s10) INDIANA STATE	13	78	1	14
(s17) Syracuse	7	22	1	15
(s24) FAU	6	37	0	12
(o1) Minnesota	11	112	1	68
(o8) Maryland	13	26	1	5
(o15) NEBRASKA	30	178	1	18
(o22) Wisconsin	23	108	1	30
(n5) IOWA	14	65	0	18
(n12) Illinois	28	106	1	28
(n19) NORTHWESTERN				
(n26) Indiana				

ALL ABOARD THE MOCK TRAIN

- Don't underestimate redshirt-freshman Devin Mockobee. The walk-on running back leads the Purdue rushing attack with 732 yards and seven touchdowns, averaging 5.0 yards per carry.
- In regards to freshman running backs throughout Purdue history, Mockobee ranks third in yards and attempts as well as fourth in touchdowns.
- Mockobee's 81.3 yards per game on the ground rank third nationally among freshman running backs, leading the BIG, and his seven touchdowns rank seventh.
- He has produced four 100-yard games this season, the most ever by a Purdue freshman.

FLOAT LIKE A BUTTERFLY, STING LIKE A 100-YARD MOCKOBEE

- All four of Devin Mockobee's 100-yard games this season have come in Big Ten games, increasing his output to 99.2 yards per game in conference action.
- In the win over No. 21 Illinois, Mockobee outgained the nation's leading rusher Chase Brown. The Boilermaker ran for 106 yards and a touchdown, while the Purdue defense held Brown under 100 yards for the first time this season (98).
- Mockobee rumbled for 108 yards and a touchdown at Wisconsin.
- The Booneville, Indiana, native had his best game as a Boilermaker in the win over Nebraska, recording 206 all-purpose yards (178 rushing, 28 receiving). His 178 yards on the ground set a new single-game record for rushing yards by a Purdue freshman, and Mockobee was rewarded Big Ten Freshman of the Week for his performance.
- Mockobee produced his first 100-yard game at No. 21 Minnesota, recording 112 yards rushing on only 11 carries to average 10.2 yards per rush. Late in the fourth quarter with Purdue ahead by three points, Mockobee broke free for a 68-yard run and motored into the end zone from two yards out on the following play to put the game on ice.
- Mockobee became the first Purdue freshman to rush for 100 yards since Brian Lankford-Johnson in 2016 (127 yards at Illinois - Oct. 8, 2016).
- The 68-yard rush at Minnesota was the longest run by a Boilermaker since Rondale Moore scampered 76 yards against Northwestern (Aug. 30, 2018).

RECORD WATCH

FRESHMAN RUSHING ATTEMPTS

1.	Markell Jones	2015	168
2.	Montrell Lowe	1999	158
3.	Devin Mockobee	2022	145

FRESHMAN RUSHING YARDS

1.	Markell Jones	2015	875
2.	Montrell Lowe	1999	754
3.	Devin Mockobee	2022	732

FRESHMAN RUSHING TOUCHDOWNS

1.	Jerod Void	2002	10
	Markell Jones	2015	10
	Kory Sheets	2005	10
4.	Devin Mockobee	2022	7
	Mike Northington	1973	7

CAREER LINE

Year	Games	Rush	Yards	TD	Long	Yards Per Rush	Yards Per Game
2022	9	145	732	7	68	5.0	81.3

SEASON/CAREER HIGHS

ATTEMPTS

2022	30 - vs. Nebraska - 10/15/22
------	------------------------------

RUSHING YARDS

2022	178 - vs. Nebraska - 10/15/22
------	-------------------------------

RUSHING TOUCHDOWNS

2022	1 - 7 times
------	-------------

LONG RUSH

2022	68 - at Minnesota - 10/1/22
------	-----------------------------

RECEPTIONS

2022	4 - vs. FAU - 9/24/22
------	-----------------------

RECEIVING YARDS

2022	59 - vs. FAU - 9/24/22
------	------------------------

RECEIVING TOUCHDOWNS

2022	N/A
------	-----

LONG RECEPTION

2022	28 - vs. FAU - 9/24/22
------	------------------------





HEAD COACH JEFF BROHM

Jeff Brohm is in his sixth year at the helm of the Purdue Football. A program with a combined nine wins in the four seasons prior to Brohm's arrival, Purdue matched that output in one season – a memorable 2021 campaign – as the Boilermakers continue to be on the rise under Brohm's leadership.

Brohm's three fundamental concepts – playing harder, tougher and smarter than the opposition – have been the benchmarks for his program. His calling cards of creative play-calling and an explosive, high-powered offense has led Purdue to average 419.8 yards per game and 276 points per game in his first five seasons.

Playing in Brohm's offense, Boilermakers have been recognized across the league and nationally. They have collected a variety of individual honors, including back-to-back Big Ten Freshman of the Year awards (Rondale Moore – 2018, David Bell – 2019), two Big Ten Wide Receiver of the Year awards (Moore – 2018, Bell – 2021), the Big Ten Tight End of the Year award (Brycen Hopkins – 2019), and the 2018 Paul Hornung Award winner (Moore) as the nation's most versatile player.

Three Boilermakers have become All-Americans during Brohm's tenure in West Lafayette. Rondale Moore became first true freshman consensus First Team All-American in Big Ten history in 2018 before wide receiver David Bell and defensive end George Karlaftis earned All-American honors following the 2021 season. Bell was a consensus All-American, joining Moore as the second under Brohm and the 21st in Purdue history.

Brohm and his staff continue to make moves on the recruiting trail, signing two of the highest-ranked recruiting classes in school history 2019 and 2020. Purdue's 2019 class was ranked 25th nationally – the highest since Joe Tiller inked the No. 20 class in 2004.

The 2021 season featured a 9-4 record, the second-most wins in a single season in Purdue history. The Boilermakers tied for second in the Big Ten West, which included a pair of Top 5 victories over No. 2 Iowa and No. 3 Michigan State. The season was capped off with a thrilling 48-45 overtime victory over Tennessee at the TransPerfect Music City Bowl in Nashville.

Purdue exceeded all expectations in his first season in 2017 and made noise throughout college football. The Boilermakers won seven games, recaptured both of its rivalry trophies (the Cannon and the Old Oaken Bucket), and capped the season with Foster Farms Bowl victory over Arizona. They followed that up in 2018 with another Bowl appearance, and Top 25 victories over Boston College, Iowa, and a historic victory over No. 2 Ohio State.

Brohm was hired Dec. 5, 2016, as the 36th full-time head football coach in Purdue history. Widely regarded as one of the most innovative offensive masterminds in college football, he became the first former quarterback to engineer the Boilermakers since Bob DeMoss in 1970.

Brohm came to the Boilermakers from Western Kentucky, where he compiled a remarkable 30-10 overall record from 2014 to 2016. The Hilltoppers were league champions in 2015 and 2016. They

won the 2014 Bahamas Bowl and the 2015 Miami Beach Bowl, as well as the 2016 Boca Raton Bowl.

Under Brohm, the Hilltoppers averaged 44.6 points, 356.6 passing yards and 526.2 yards of total offense per game over three seasons. Western Kentucky broke more than 75 school offensive records since 2013, when Brohm served as assistant head coach, offensive coordinator and quarterbacks coach.

Western Kentucky ranked in the top 10 nationally in scoring offense, passing offense and total offense each of Brohm's three seasons as head coach.

Previously, Brohm served as an assistant coach at Louisville (quarterbacks 2003-06, assistant head coach/passing game 2007, assistant head coach/offensive coordinator 2008), Florida Atlantic (quarterbacks 2009), Illinois (quarterbacks 2010-11), UAB (offensive coordinator/quarterbacks 2012) and Western Kentucky (assistant head coach/offensive coordinator/quarterbacks 2013). He began his career as the head coach of the Louisville Fire in the af2 in 2002.

Brohm enjoyed an outstanding collegiate career at Louisville from 1989 to 1993. A three-year starter, he still ranks among the Cardinals' career leaders in touchdown passes, total offense, completion percentage, passing yards, passing efficiency, passing attempts and completions through the 2020 season. Brohm was voted the team's Most Valuable Player during both his junior and senior seasons, and his number 11 became part of the Louisville Ring of Honor in 2006.

Brohm played in the NFL six different franchises. In eight career games – all with the 49ers – he completed 37 of 58 passes (63.8%) for 353 yards with one touchdown and one interception. His best game came Oct. 27, 1996, when he completed 19 of 30 passes for 176 yards and a touchdown to lead San Francisco to a 10-9 win over the Houston Oilers. In 2001, Brohm played in the XFL for the Orlando Rage and was named first-team All-XFL.

Brohm was a standout player at Trinity High School in Louisville, Kentucky. He won the Kentucky Mr. Football Award as a senior in 1988 while leading the Shamrocks to a state championship and undefeated season. Brohm was named the Kentucky High School Player of the Decade for the 1980s and was inducted into the Kentucky High School Athletic Association Hall of Fame in 2014.

A native of Louisville, Brohm (born April 24, 1971) earned his bachelor's degree in business administration in 1994. He and his wife, Jennifer, have a son, Brady, and a daughter, Brooke. Jeff is one of four family members to be a football letterwinner at Louisville – father, Oscar (quarterback 1966-69), and brothers, Greg (wide receiver 1989-92) and Brian (quarterback 2004-07). The Brohm family, including mother, Donna, and sister, Kim, was inducted into the Louisville Catholic Sports Hall of Fame in 2013.



BOILERMAKERS BY THE NUMBERS

Stat	2022	Brohm Era
Overall.....	6-4.....	34-33
Big Ten.....	4-3.....	24-25
Non-Conference.....	2-1.....	10-8
Bowl/Current Streak.....	-.....	2-1 / W
At Ross-Ade Stadium.....	3-2.....	18-17
True Road Games.....	3-2.....	14-14
Neutral Site.....	-.....	2-2
Day game.....	4-3.....	29-24
Night game.....	2-1.....	5-9
BTN.....	4-0.....	14-13
FOX.....	0-1.....	2-4
FS1.....	0-1.....	4-2
ABC.....	-.....	3-1
ESPN.....	0-1.....	1-6
ESPN2.....	2-1.....	8-6
SECN.....	-.....	1-0
CBS Sports.....	-.....	1-1
August/September.....	2-2.....	10-11
October.....	3-1.....	11-10
November.....	1-1.....	11-10
December.....	2-2.....	2-2
vs. FBS Top-25 teams.....	2-0.....	7-9
vs. FBS non-ranked teams.....	3-4.....	26-24
vs. FCS teams.....	1-0.....	1-0
On artificial turf.....	3-2.....	12-10
On natural grass.....	3-2.....	22-22
Scoring first.....	4-1.....	22-8
Opponent scores first.....	2-3.....	12-25
Scoring on First Drive.....	3-0.....	17-7
Opp Scoring on First Drive.....	2-1.....	12-23
Leading after 1st quarter.....	4-2.....	17-4
Tied/Trailing after 1st quarter.....	2-2.....	17-29
Leading at halftime.....	4-1.....	28-9
Tied/Trailing at halftime.....	2-3.....	6-24
Leading after 3rd quarter.....	3-1.....	27-5
Tied/Trailing after 3rd quarter.....	3-3.....	7-28
Overtime.....	-.....	1-2
Scoring 0-14 points.....	0-1.....	1-14
Scoring 15-28 points.....	2-1.....	8-9
Scoring 29-39 points.....	2-2.....	13-8
Scoring 40+ points.....	2-0.....	12-2
Allowing 0-14 points.....	2-0.....	12-1
Allowing 15-28 points.....	2-1.....	16-12
Allowing 29+ points.....	2-3.....	6-20
Rushing for 100 yds or more.....	5-1.....	22-10
Rushing for under 100 yds.....	1-3.....	12-23
Opp Rushes for 200 yds or more.....	-.....	4-10
Opp Rushes for under 200 yds.....	6-4.....	30-23
Passing for 300 yds or more.....	2-3.....	19-13
Passing for under 300 yds.....	4-1.....	15-20
Opp Passes for 300 yds or more.....	2-1.....	8-10
Opp Passes for under 300 yds.....	4-3.....	25-23
Outgains opponent.....	3-3.....	26-7
Total offense 300+ yds.....	6-3.....	33-23
Allow 300+ yds total offense.....	5-4.....	24-30
Total offense 400+ yds.....	2-3.....	24-16
Allow 400+ yds total offense.....	2-1.....	14-20
Total offense 500+ yds.....	2-0.....	12-3
Allow 500+ yds total offense.....	-.....	3-7
No turnovers.....	-.....	8-2
Less than three turnovers.....	4-3.....	30-27
Three or more turnovers.....	2-1.....	4-6
No takeaways.....	0-2.....	1-17
Three or more takeaways.....	2-0.....	7-4
Wins the turnover battle.....	2-0.....	16-4
Wins time of possession.....	6-3.....	25-10
Games decided by 1-8 points.....	4-2.....	15-18
Games decided by 9-16 points.....	1-1.....	6-5
Games decided by 17-24 points.....	0-1.....	6-6
Games decided by 25+ points.....	1-0.....	7-4

COACHING HISTORY

Purdue University	Head Coach, 2017-Present
Western Kentucky	Head Coach, 2014-16
Western Kentucky	AHC/OC/QBs - 2013
UAB	OC/QBs - 2012
Illinois	Quarterbacks - 2010-11
FAU	Quarterbacks - 2009
Louisville	AHC/OC - 2008
Louisville	AHC/Passing - 2007
Louisville	Quarterbacks - 2003-06
Louisville Fire AF2	Head Coach - 2002

PLAYING CAREER

Orlando Rage - 2001	San Francisco 49ers - 1996-97
Cleveland Browns - 2000	Washington - 1995
Denver Broncos - 1999	San Diego Chargers - 1994
Tampa Bay Buccaneers - 1998	Louisville - 1989-1993

	OVR	CONF.	BOWL
2014 Western Kentucky	8-5	4-4	W - Bahamas
2015 Western Kentucky	12-2	8-0	W - Miami Beach
2016 Western Kentucky	10-3	7-1	Boca Raton
WKU TOTAL	30-10	19-5	2-0
2017 Purdue	7-6	4-5	W - Foster Farms
2018 Purdue	6-7	5-4	L - Music City
2019 Purdue	4-8	3-6	
2020 Purdue	2-4	2-4	
2021 Purdue	9-4	6-3	W - Music City
2022 Purdue	6-4	4-3	
PURDUE TOTALS	34-33	24-25	2-1
CAREER TOTALS	64-43		4-1



JEFF BROHM QUICK PASS

HEAD COACH JEFF BROHM

6th Season at Purdue
9th Season as a Head Coach
College - Louisville, 1994
Wife - Jennifer
Children - Brady, Brooke
Birthdate - April 24, 1971 (51)



BROHM QUICK FACTS

- Three fundamental concepts fuel Purdue under head coach Jeff Brohm - playing harder, tougher and smarter than the opposition.
- Brohm has led a trio of Boilermakers to All-America honors in Rondale Moore (2018 First Team), David Bell (2021) and George Karlaftis (2021).
- Of the 10 Purdue coaches who have spent at least five seasons in West Lafayette, Brohm has the best winning percentage (.692) and the most total wins (9) by a coach during his fifth year.
- Purdue has averaged over 300 yards passing per game each of the last four years under Brohm, a first in program history.
- During the Brohm era, eight Boilermakers have gone on to be selected in the NFL Draft, including three in the 2022 NFL Draft (George Karlaftis - 1st Round, Kansas City Chiefs; David Bell - 3rd Round, Cleveland Browns; Zander Horvath - 7th Round, Los Angeles Chargers).
- A standout at Louisville, Brohm still ranks among the Cardinals' career leaders in touchdown passes (tied for seventh, 38), total offense (eighth, 5,410), completion percentage (ninth, .562), passing yards (ninth, 5,451), passing efficiency (ninth, 129.97), passing attempts (10th, 715) and completions (10th, 402).
- After getting drafted in the fourth round of the 1990 MLB Draft, Brohm played two summers of Minor League Baseball.

SERIES HISTORY

INSIDE THE MATCHUP

Record:	52-33-1
In West Lafayette:	22-14
In Evanston:	28-19-1
Neutral:	2-0
Most points scored by Purdue:	56 (1998)
Most points scored by Northwestern:	48 (2008)
Largest margin of victory by Purdue:	42 (1984)
Largest margin of victory by Northwestern:	32 (1916)

LAST 10 MEETINGS

Date	Pur/Opp Rank	Result	Purdue	Opp	Location
10/3/2009	-	L	21	27	H
10/9/2010	-	W	20	17	A
11/22/2014	-	L	14	38	H
11/14/2015	/24(20)	L	14	21	A
11/12/2016	-	L	17	45	H
11/11/2017	/(25)	L	13	23	A
8/30/2018	-	L	27	31	H
11/9/2019	-	W	24	22	A
11/14/2020	/23	L	20	27	H
11/20/2021		W	32	14	2

(2) denotes Wrigley Field, Chicago, Ill.

TOP 100-YARD RUSHING GAMES VS. NORTHWESTERN

233 Otis Armstrong (32) vs. Northwestern, 10/21/1972
193 Mel Gray (25) vs. Northwestern, 10/16/1982
190 Jimmy Smith (29) at Northwestern, 11/1/1980

TOP 300-YARD PASSING GAMES VS. NORTHWESTERN

431 Curtis Painter (35-49) at Northwestern, 10/14/2006
423 Aidan O'Connell (29-39) vs. Northwestern, 11/20/2021
405 Drew Brees (32-50) vs. Northwestern, 9/25/1999

TOP 100-YARD RECEIVING GAMES VS. NORTHWESTERN

186 Brian Alford at Northwestern, 11/16/1996 (7)
184 Leroy Keyes vs. Northwestern, 10/7/1967 (6)
153 Dorian Bryant vs. Northwestern, 10/15/2005 (16)

BOILER NOTES

BROHM AND THE BOILERMAKERS: YEAR 6

- Jeff Brohm is in his sixth year at the helm in West Lafayette.
- Brohm boasts a career record of 64-43, a .598 winning percentage, with more than half of those wins coming at Purdue.
- A program with a combined nine wins in the four seasons prior to Brohm's arrival, Purdue matched that output in one season - a memorable 2021 campaign.
- The Boilermakers have made three bowl appearances in five years under Brohm, joining Joe Tiller and Jim Young as the only Purdue coaches to accomplish that feat.
- Over Brohm's six seasons at the helm, the Purdue offense has averaged 309 yards per game and 276 points per game.
- Purdue has had three All-Americans since Brohm's arrival; the Boilermakers only had three All-Americans from 2004-17.
- Boilermakers have won five individual Big Ten honors under Brohm's guidance: Big Ten Freshman of the Year (Rondale Moore - 2018, David Bell - 2019), Big Ten Wide Receiver of the Year (Moore - 2018, Bell - 2021), Big Ten Tight End of the Year (Brycen Hopkins - 2019).

LAST TIME WE MET

- Aidan O'Connell threw for 423 yards, leading Purdue to a 32-14 victory over Northwestern at Wrigley Field last season.
- Milton Wright hauled in eight receptions for 213 yards and three touchdowns, earning career highs in all three categories.
- Pro Boilers David Bell (Browns) made 12 catches for 101 yards, while George Karlaftis (Chiefs) added two tackles-for-loss, a sack and a blocked field goal.
- Mitchell Fineran drained four field goals in the win.

KEEPING THE CANNON

- Purdue kept the Cannon Trophy for the third year in a row and increased its chances of winning the Big Ten West with a 31-21 victory at No. 21 Illinois, becoming bowl eligible along the way.
- The Boilermakers improved to 3-1 on the BIG road this season, while beating a ranked team for the seventh time under Jeff Brohm.
- Aidan O'Connell went 25-40 for 237 yards with three touchdown passes, finding tight end Payne Durham seven times for 70 yards and a pair of TDs.
- T.J. Sheffield made six catches for a team-high 72 yards, while Charlie Jones added 66 yards and a touchdown to go over 1,000 receiving yards for the year.
- Devin Mockobee rushed for 106 yards on 28 carries and a score, his fourth 100-yard game of the season.
- Linebacker Kieren Douglas made a late fourth-quarter interception with the help of a tip from Lawrence Johnson.
- Purdue won in Memorial Stadium for the sixth straight time.

SUCCESS VS. NATION'S BEST

- Illinois came into the Cannon Trophy game with the nation's No. 1 scoring (10.4) and total defense (232.2 ypg). The Purdue offense put up 31 points on 379 total yards to earn the win; both marks were the most surrendered by the Fighting Illini all season long.
- On the other side of the ball, the Purdue defense limited Chase Brown to 98 yards on the ground. Brown entered the game as the nation's leading rusher, going over the 100-yard mark in every contest and averaging 149 yards per game.

BIG OUTLOOK

- The Boilermakers earned a big win over No. 21 Illinois to secure a spot atop the Big Ten West.
- Purdue is tied with Illinois, Iowa and Minnesota at 4-3 with two conference games remaining for each team.
- Collecting wins over Illinois and Minnesota, Purdue owns tiebreakers over those teams. With Minnesota and Iowa battling this weekend, a Golden Gopher win and a Purdue victory would put the Boilermakers in control of their own destiny to the championship game in Indianapolis.
- The Boilermakers have finished second in the Big Ten West twice under head coach Jeff Brohm (2018, 2021), seeking their first divisional title since the conference went to the divisional format in 2011.

WELCOME HOME, RICARDO

- Purdue will welcome back home Ricardo Allen this week as the honorary captain.
- Allen was a two-time All-Big Ten honoree at safety for the Boilermakers, totaling 250 tackles and 14.5 stops behind the line.
- His 13 career interceptions rank second in Purdue history.
- Following four years as a starter in West Lafayette, Allen played eight seasons in the NFL (2014-2020 - Atlanta & 2021 - Cincinnati).
- He announced his retirement from the league after reaching the Super Bowl with the Bengals last season.
- Allen currently serves as a special teams assistant for the Miami Dolphins.

BIG WINS AWAY FROM HOME

- Playing on the road in Big Ten play hasn't fazed Purdue lately. The Boilermakers have won six of their past eight conference games away from home, including the three this season against No. 21 Minnesota (Oct. 1), Maryland (Oct. 8) and No. 21 Illinois (Nov. 12).
- Three of those victories were over ranked teams. Purdue beat No. 2 Iowa 24-7 last season (Oct. 16, 2021), knocked off No. 21 Minnesota this October and took down No. 21 Illinois last week.
- Last season, Purdue went 3-1 in BIG games away from home, which included a neutral site win over Northwestern at Wrigley Field. The Boilermakers ended the 2021 campaign with five victories away from Ross-Ade Stadium, their most since 1943.

BOWLING ON THE HORIZON

- With the victory over No. 21 Illinois, Purdue became bowl eligible for the fourth time in six seasons under head coach Jeff Brohm.
- Taking the Boilermakers to another bowl game, Brohm joins Joe Tiller as the only coaches in Purdue history to make four bowl appearances in their first six years guiding the program.
- The last time Purdue went to four bowls over a six-year span, Tiller led the Boilermakers for four appearances in five years (2003-2007). In 12 seasons under Tiller, Purdue reached 10 bowls, including a Rose Bowl trip during the 2000 campaign.

AIDAN ADDING TO HIS LEGACY

- Beginning his career as a walk-on and eighth on the quarterback depth chart, Aidan O'Connell worked his way up to the starting role and didn't stop there. The sixth-year QB has etched his name in the school record books, and he continued to rise up the career charts this season.
- O'Connell already ranks in the program's Top 10 in several career categories: completion percentage (1st - 676.8%), 500-yard games (11st - 2), 400-yard games (2nd - 5), 300-yard games (2nd - 13), touchdown passes (6th - 61), passing completions (6th - 760) and passing yards (6th - 8,404).
- Aidan O'Connell paces the Big Ten in passing yards and total offense. Completing 28.2 passes per game, he sits fourth in the country. His 297.2 passing yards per game rank 13th nationally.
- O'Connell has kept up his game against conference opponents, throwing for an average of 291.4 yards in BIG games to lead the league. He is the only quarterback to throw for more than 2,000 yards in Big Ten play this season.
- In his 13 300-yard games over his career, O'Connell has eclipsed 350 yards in 12 of them.
- O'Connell torched the Syracuse defense with a season-high 424 passing yards and three touchdowns. He has five career 400-yard passing games; only Drew Brees has more (7).

	400-Yard Games	Years at Purdue
Drew Brees	7	1997-00
Aidan O'Connell	5	2017-Present
Curtis Painter	4	2005-08
David Blough	3	2015-18
Kyle Orton	3	2001-04
Elijah Sindelar	2	2016-17, 2019
Jim Everett	2	1983-85
5 Tied	1	





BOILER NOTES

BOILERMAKER CONNECTIONS

- Purdue running back Dylan Downing and defensive lineman Cole Brevard attended Carmel High School in Carmel, Ind. and played High School football against Northwestern defensive back Tharan Johnson who attended North Central High School in Indianapolis, Ind. Their last meeting was in September 2019, when North Central won 27-21.
- Purdue linebacker Kieren Douglas and Northwestern defensive back Garner Wallace both attended Pickerington Central High School in Pickerington, Ohio.
- Purdue freshman wide receiver Zion Steptoe and Northwestern freshman defensive back Devin Turner are both from Little Elm, Texas.
- Purdue co-defensive coordinator and secondary coach Ron English was the defensive coordinator/safeties coach at Michigan while Northwestern offensive line coach Kurt Anderson was a graduate assistant coach for the Wolverines offensive line in 2007.

STRENGTH ON THE LINE

- Purdue veteran offensive line has been a major factor for success on that side of the ball.
- The Boilermakers allow only 3.80 tackles-for-loss per game, ranking second in the Big Ten and eighth in the nation.
- The trio of Gus Hartwig, Spencer Holstege, and Eric Miller have started the past 25 games alongside one another. Holstege leads the way with 28 straight starts, followed by Hartwig (26) and Miller (25).
- Facing the nation's best defense in No. 21 Illinois (232.2 yards per game), the Purdue line did not allow a sack and helped the offense rack up 379 yards for the most allowed by the Fighting Illini this season.
- In the win over Nebraska, the line paved the way for 217 rushing yards, the most by a Purdue offense in four years.

RUSHING TOUCHDOWNS

- While Purdue is primarily known for its passing game, the Boilermakers have rushed for 15 touchdowns compared to 21 through the air.
- The 15 rushing TDs surpass the total from the previous two seasons combined (7 in 2021, 4 in 2020) and is already the most in a season since Purdue rushed for 20 touchdowns in 2018.

AOC'S AWARDS LIST

- Aidan O'Connell was named a semifinalist for the Wuerfell Trophy (positive impact on the community) and a nominee for the Burlsworth Trophy (player who started his career as a walk-on) to add to his preseason haul.
- Leading into the season, it seemed that Aidan O'Connell landed on a different watch list or preseason team every week.

Maxwell Award Watch List

Walter Camp Award Watch List

Davey O'Brien Award Watch List

Senior Bowl Watch List

Johnny Unitas Golden Arm Award Watch List

CFPA National Performer of the Year Watch List

Big Ten Preseason Honors List (Media)

Preseason Second Team All-Big Ten (Athlon, Phil Steele)

Preseason Third Team All-Big Ten (PFF)

RED ZONE, END ZONE

- The Boilermakers have been successful in the red zone this season, scoring 39 out of 42 times for a 93 percent rate and ranking eighth in the country.
- Thirty of those 39 red zone scores have been touchdowns (77%).
- In conference play, Purdue only trails Ohio State as the highest scoring team in the red area. The Boilermakers are 27-of-29 in conference action with 18 touchdowns and eight nine goals.

BROHM KNOWS OFFENSE

- Jeff Brohm has produced more 600-yard games than any coach in Purdue history, owning four of the 10 highest offensive outputs of all-time.
- With 608 yards in the win over Nebraska, Purdue recorded the eighth-most yards of offense in a single game and pushed Brohm past legendary head coach Joe Tiller.
- The top two offenses in a game belong under Tiller's watch but four of the next six have been by Brohm's Boilermakers.

600 Yards of Total Offense

Yards	Rush-Pass	Opponent	Date	Coach
763	173-590	vs. Indiana	11/20/2004	Tiller
692	88-604	vs. Minnesota	10/3/1998	Tiller
627	93-534	vs. Tennessee	12/30/2021	Brohm
627	393-234	vs. SE Missouri	9/17/2011	Hope
616	245-371	at Illinois	10/18/1980	Young
614	42-572	vs. Missouri	9/15/2018	Brohm
611	227-384	at Illinois	10/13/2018	Brohm
608	391-217	vs. Nebraska	10/15/2022	Brohm
607	131-476	vs. Iowa	11/8/1980	Young
605	168-437	vs. Kent State	9/9/2000	Tiller

SPOILERMAKERS

- Purdue has become known as the Spoilermakers under Jeff Brohm, collecting seven wins over ranked teams during the head coach's tenure following the 31-24 win at No. 21 Illinois.
- Five of the seven wins have been by double digits, the biggest being a 29-point victory over No. 2 Ohio State in 2018.
- Four of the victories have been on the road, including a pair this season at Minnesota and Illinois; both teams were ranked No. 21 heading into their game against Purdue.
- Three of those wins were against Top 3 teams, while Purdue handed five of those ranked teams their first loss of the season.
- Last season, Purdue knocked off previously unbeaten No. 2 Iowa (Oct. 16) and No. 3 Michigan State (Nov. 6), giving the Boilermakers two wins over Top 5 teams for the first time since 1960.
- The Boilermakers beat three ranked teams during the 2018 campaign, Brohm's second season, for the most victories over ranked teams in a single-season since 2003.
- Prior to Brohm's arrival in West Lafayette in 2017, Purdue only won two out of 27 games against AP-ranked teams over the previous 10 seasons.

Date	Result	Opponent's First Loss
Sept. 22, 2018	Purdue 30, #23 Boston College 13 (H)	Yes
Oct. 20, 2018	Purdue 49, #2 Ohio State 20 (H)	Yes
Nov. 3, 2018	Purdue 38, #16 Iowa 36 (A)	No
Oct. 16, 2021	Purdue 24, #2 Iowa 7 (A)	Yes
Nov. 6, 2021	Purdue 40, #3 Michigan State 29 (H)	Yes
Oct. 1, 2022	Purdue 20, #21 Minnesota 10 (A)	Yes
Nov. 12, 2022	Purdue 31, #21 Illinois 24 (A)	No

WELCOME BACK 6

- The Boilermaker defense welcomed back one of their leaders, Jalen Graham, in the 31-29 win over Maryland.
- Graham, who missed the previous four games due to injury, returned to record a team-high nine tackles to go along with one tackle-for-loss and one pass breakup.
- The senior followed up his return performance with six tackles, including two tackles-for-loss, one sack and a forced fumble in the win over Nebraska.
- Despite playing in just six games this season, Graham ranks third on the team in total tackles (33); his 5.5 tackles per game pace Purdue.

PURDUE RANKINGS - TEAM

	FBS	B1G	Stat
3rd Down Conversion Pct	58	6	.400
3rd Down Conversion Pct Defense	16	5	.308
4th Down Conversion Pct	33	5	.591
4th Down Conversion Pct Defense	18	4	.375
Blocked Kicks	55	7	1
Blocked Kicks Allowed	87	11	2
Blocked Punts			
Blocked Punts Allowed	77	7	1
Completion Percentage	34	5	.645
Defensive TDs	17	2	2
Fewest Penalties	42	7	56
Fewest Penalties Per Game	42	7	5.6
Fewest Penalty Yards	81	10	583
Fewest Penalty Yards Per Game	81	10	58.3
First Downs Defense	19	7	171
First Downs Offense	20	2	243
Fumbles Lost	45	8	6
Fumbles Recovered	116	11	3
Kickoff Return Defense	61	8	19.4
Kickoff Returns	108	12	177
Net Punting	85	11	377
Passes Had Intercepted	111	11	12
Passes Intercepted	21	5	11
Passing Offense	18	2	291.9
Passing Yards Allowed	78	11	233.5
Passing Yards per Completion	119	12	10.3
Punt Return Defense	52	8	6.4
Punt Returns	72	7	7.2
Red Zone Defense	59	8	.828
Red Zone Offense	8	3	.929
Rushing Defense	23	7	116.6
Rushing Offense	97	10	127.2
Sacks Allowed	40	6	1.6
Scoring Defense	55	9	25.2
Scoring Offense	61	5	29.6
Tackles for Loss Allowed	8	2	3.8
Team Passing Efficiency	79	9	130.6
Team Passing Efficiency Defense	93	12	136.8
Team Sacks	58	7	2.3
Team Tackles for Loss	99	10	5.0
Time of Possession	12	4	33:02
Total Defense	37	9	350.1
Total Offense	44	4	419.1
Turnover Margin	98	10	-0.4
Turnovers Gained	65	7	14
Turnovers Lost	102	11	18
Winning Percentage	42	6	.600

PURDUE RANKINGS - PLAYER (TOP-50)

	FBS	B1G	Stat
Charlie Jones			
All Purpose Yards	32	5	119.5
Punt Returns	35	4	6.7
Receiving Touchdowns	5	2	10
Receiving Yards	6	1	1,010
Receiving Yards Per Game	9	1	101.0
Receptions Per Game	3	1	8.7
Total Touchdowns	36	5	10
Aidan O'Connell			
Completion Percentage	48	6	.638
Completions per Game	4	1	28.2
Passing Touchdowns	34	2	18
Passing Yards	20	2	2,675
Passing Yards Per Game	13	1	297.2
Total Offense	26	1	296.2
Cam Allen			
Interceptions	24	6	3
Jack Ansell			
Punting	41	10	43.0
Devin Mockobee			
Rushing Yards Per Game	44	8	81.3



BIG TEN STANDINGS / SCHEDULE

BIG TEN WEST

	Conf.	Ovr.	Strk
Purdue	4-3	6-4	W1
Illinois	4-3	7-3	L2
Minnesota	4-3	7-3	W3
Iowa	4-3	6-4	W3
Wisconsin	3-4	5-5	L1
Nebraska	2-5	3-7	L4
Northwestern	1-6	1-9	L9

BIG TEN EAST

	Conf.	Ovr.	Strk
Michigan	7-0	10-0	W10
Ohio State	7-0	10-0	W10
Penn State	5-2	8-2	W2
Maryland	3-4	6-4	L2
Michigan State	3-4	5-5	W2
Rutgers	1-6	4-6	L3
Indiana	1-6	3-7	L7

BIG TEN WEEKLY SCHEDULE

SATURDAY, Nov. 19			
Indiana at Michigan State	Noon	BTN	
Wisconsin at Nebraska	Noon	ESPN	
Illinois at Michigan	Noon	ABC	
Northwestern at Purdue	Noon	FS1	
Iowa at Minnesota	3 PM	FOX	
Ohio State at Maryland	3:30 PM	ABC	
Penn State at Rutgers	3:30 PM	BTN	

FRIDAY, Nov. 25			
Nebraska at Iowa	4 PM	BTN	

SATURDAY, Nov. 26			
Michigan at Ohio State	Noon	Fox	
Michigan State at Penn State			
Rutgers at Maryland			
Purdue at Indiana			
Minnesota at Wisconsin			
Illinois at Northwestern			

#PROBOILERS

There are currently 17 Boilermaker alumni on NFL rosters or practice squads this week. The 2022 NFL Draft saw a trio of Boilermakers come off the board - George Karlaftis (Rd 1, 30th, Kansas City), David Bell (Rd 3, 99th, Cleveland) and Zander Horvath (Rd 7, 260th, Los Angeles Chargers)

LIST OF PROBOILERS

	Pos	Status	Team
Rondale Moore	WR	Active	Arizona
Austin Larkin	DE	Practice	Carolina
Markus Bailey	LB	Active	Cincinnati
David Bell	WR	Active	Cleveland
Anthony Brown	CB	Active	Dallas
Tyler Coyle	S	Practice	Dallas
Derrick Barnes	LB	Active	Detroit
Dennis Kelly	OT	Active	Indianapolis
George Karlaftis	DE	Active	Kansas City
Zander Horvath	FB	Active	LA Chargers
Brycen Hopkins	TE	Active	LA Rams
Raheem Mostert	RB	Active	Miami
David Blough	QB	Practice	Minnesota
Ja'Whaun Bentley	LB	Active	New England
DaMarcus Mitchell	LB	Active	New England
Grant Hermanns	OT	Practice	New York Jets
Jordan Roos	OG	Practice	Tennessee

BOILER NOTES

WALK-ONS RUNNING

- With starting running back King Doerue missing six games due to injury, a pair of walk-ons took over the backfield.
- Dylan Downing and Devin Mockobee have rushed for 1,059 yards this season, including 579 yards over the six weeks with Doerue out of the lineup.
- Downing ran for a career-high 113 yards in the win over FAU, the first 100-yard game of his career.
- One week later, Mockobee led the way with 112 yards on the ground that included a pair of rushes for 70 yards that resulted in a touchdown and clinched Purdue's victory over No. 21 Minnesota.
- Downing and Mockobee's performances gave the Boilermakers different 100-yard rushers in consecutive games for the first time since 2017 when Markell Jones recorded 217 yards in a win over Indiana and D.J. Knox added 101 yards in a Foster Farms Bowl victory (vs. Arizona).

HURRY HURRY

- The Boilermaker defense has made habit of living in the offensive backfield with 50 tackles-for-loss and 23 sacks.
- Khordae Sydnor leads the team with 6.5 stops behind the line and 4.5 sacks, while Kydran Jenkins and Jack Sullivan add 5.5 TFL apiece. Twenty different players have helped tally a tackle-for-loss this year.
- Junior safety Sanoussi Kane leads the team with a pair of forced fumbles. Jenkins, Jalen Graham and Jacob Wahlberg have also forced fumbles this season.
- Purdue's defense has recovered 2-of-5 fumbles it has forced this year.

SMILE FOR THE CAM

- Senior safety Cam Allen factored in two of Indiana State's three turnovers, recovering a fumble on the first play of the game before returning an interception for a touchdown in the third quarter.
- After recording a pair of interceptions to help Purdue earn a 20-10 victory at No. 21 Minnesota, senior safety Cam Allen was named Big Ten Defensive Player of the Week.
- Allen earned the accolade for the second time in his career. His other weekly award came following a two-interception game against a ranked opponent as well, Purdue's win over No. 2 Iowa (Oct. 16, 2021).
- Against Indiana State, Allen became the first Boilermaker to record an interception and fumble recovery since Anthony Brown accomplished the feat, also against Indiana State (Sept. 12, 2015).

CAREER INTERCEPTIONS

	Player	Years	Total
1	Stuart Schweigert	2000-03	17
2	Ricardo Allen	2010-13	13
3	Bob Corby	1965-67	11
	Don Anderson	1981-84	11
	Rod Woodson	1983-86	11
	Marc Foster	1985-88	11
	Jimmy Young	1990-93	11
	Adrian Beasley	1996-99	11
9	Cam Allen	2019-Present	10
	Bill Kay	1977-80	10
	Landon Feichter	2011-14	10

FOUR IN-A-ROW

- Purdue put together a four-game winning streak prior to the loss at Wisconsin for the first time the 2018 season.
- The Boilermakers won four straight games in 2018, which included the memorable 49-20 victory over No. 2 Ohio State.
- The 2018 and 2022 seasons are the only ones over the past 15 years that have featured four-game winning streaks. The 2006 and 2007 Boilermakers won their first four games of each season under Joe Tiller.

ATTACK FROM THE AIR

- Over the Jeff Brohm era, the Boilermakers have averaged 307.3 yards passing per game at a 65.1% completion clip with 152 touchdowns.
- Purdue's passing attack trails only Ohio State and ranks in the top 20 nationally over the last five years, also considering the program played just six games in 2020.

	Stat	BIG	National
Passing Yards	19,975	2	14
Passing Touchdowns	152	2	18
Comp. Percentage	65.1%	2	7
Completions	1,767	1	4
300-Yard Games	33	2	8
500-Yard Games	4	1	2
3-Touchdown Games	29	2	10

PICK SIX CITY

- The Purdue defense returned interceptions for touchdowns in back-to-back games for the first time since 2010 when Ricardo Allen had a pair of pick sixes against Michigan and Michigan State.
- Chris Jefferson's 72-yard pick six against Penn State (Sept. 1) was the longest by a Boilermaker since Ja'Whaun Bentley went 76 yards versus Minnesota (Oct. 7, 2017).
- In the shutout victory over Indiana State (Sept. 10), Cam Allen's eighth career interception became his first pick six as he scampered 65 yards to the end zone.
- Allen's interception return for a touchdown against Indiana State was the 55th by a Boilermaker since 1950.

Brohm Pick Sixes	Date	Opponent	Length
Ja'Whaun Bentley	Oct. 7, 2017	Minnesota	76
Markus Bailey	Oct. 20, 2018	Ohio State	41
Cory Trice	Oct. 12, 2019	Maryland	37
Jalen Graham	Oct. 30, 2021	Nebraska	45
Chris Jefferson	Sept. 1, 2022	Penn State	72
Cam Allen	Sept. 10, 2022	Indiana State	65

POPPING CORN

- In the 43-37 win over Nebraska, the Boilermakers popped the Cornhuskers for 608 yards of total offense for the eighth-most yardage in school history.
- The Boilermakers racked up 391 yards through the air and 217 on the ground, just the second time in the past 25 years that they surpassed 350 passing yards and 200 rushing yards (Oct. 13, 2018 at Illinois). Both instances have occurred under Jeff Brohm.
- Purdue rushed for 217 yards, the most on the ground in a BIG game since the 2018 game at Illinois.
- The offense ran 101 plays while tying a school record with 38 first downs.

- Individually, Devin Mockobee set a Purdue freshman rushing record with 178 yards. Aidan O'Connell added 391 yards and four touchdowns through the air, his favorite target being Charlie Jones. The wideout made 12 catches for 132 yards and two touchdowns for his fourth 100-yard game of the season.

BURTON OFF THE BENCH

- With All-BIG quarterback Aidan O'Connell unavailable due to injury, fellow sixth-year senior Austin Burton heard his name called to start as Purdue's quarterback versus FAU.
- The start was Burton's first since Oct. 5, 2019 when he was UCLA's starting quarterback against Oregon State.
- The Newton, Massachusetts, native completed 72.4 percent of his passes (21-of-29) for 166 yards and three touchdowns.
- Two of Burton's three touchdown passes were to his roommate, Charlie Jones.
- Burton didn't seem to have much rust, marching the Boilermakers down the field on the opening drive by completing all six of his passes that resulted in a touchdown toss to Jones.





BOILER NOTES

BROHM AIR RAID

- Head coach Jeff Brohm's offensive air-raid style has produced dividends over his coaching career at Purdue and Western Kentucky.
- Over his two coaching stops, Brohm's offenses have accounted for 16 400-yard passing games (8 at Purdue, 8 at WKU).
- Since Brohm got his head coaching start in 2014, only two coaches have had more 500-yard passing games than him - Mike Leach (14) and Kliff Kingsbury (11).

Coaches with Most 500-Yard Passing Games Since 2014

Mike Leach	14	Washington State and Mississippi State
Kliff Kingsbury	11	Texas Tech
Jeff Brohm	8	Western Kentucky and Purdue
Tyson Helton	3	Western Kentucky
Sonny Dykes	3	California, SMU, TCU
Dana Holgorsen	3	West Virginia, Houston
Mike Gundy	3	Oklahoma State
Blake Anderson	3	Arkansas State, Utah State

AUSSIE RULES PUNTING

- After Purdue ranked last in the Big Ten a season ago in punting, sophomore Jack Ansell has completely turned around the Boilermakers' punt game and earned a spot on the mid-season Ray Guy Watch List.
- Ansell averaged 38.3 yards per punt as a freshman, but the Aussie has increased his output to 43.0 yards per punt this year.
- Against FAU, Ansell booted a career-long 67-yard punt that was downed at the 4-yard line; the punt was the longest by a Boilermaker since 2019.
- The Australian boomer followed up that performance with a trio on five balls of 50-yard punts at No. 21 Minnesota.
- Dealing with difficult, windy days, he added a pair of 59-yard punts in each of the past two weeks.
- Ansell has forced nine fair catches, dropped eight balls inside the 20-yard line, launched eight 50-yard boots and a trio of muffs.
- Ansell worked with ProKick Australia to prepare to play collegiate football in the United States, following a high school career as a Victoria state champion triple jumper in Australia.

BROHM CLIMBING THE BOILERMAKER CHARTS

- In his sixth year in West Lafayette, head coach Jeff Brohm has started to climb up some of the career coaching charts at Purdue.
- He is currently seventh in wins with 34 and sixth in Big Ten victories with 24.
- The scoring average under Brohm is the second best at Purdue.

Points Per Game by Purdue Coach

1. Joe Tillier	1997-08	29.6
2. Jeff Brohm	2017-Present	28.3
3. Danny Hope	2009-12	26.1
4. Jim Young	1977-81	23.3

Wins by Purdue Coach

1. Joe Tillier	1997-08	87
2. Jack Mollenkopf	1956-69	84
3. Noble Kizer	1930-36	42
4. Jim Young	1977-81	38
5. Jim Phelan	1922-29	35
6. Stu Holcomb	1947-55	35
7. Jeff Brohm	2017-Present	34

Big Ten Wins by Purdue Coach

1. Jack Mollenkopf	1956-69	57
2. Joe Tillier	1997-08	53
3. Noble Kizer	1930-36	26
4. Jim Young	1977-81	26
5. Stu Holcomb	1947-55	25
6. Jeff Brohm	2017-Present	24

SYCAMORE SHUTOUT

- Purdue's 56-0 win over Indiana State was the largest margin of victory since beating Southeast Missouri 59-0 in 2011.
- The victory was the second shutout of the Jeff Brohm era, joining the 49-0 win over UConn last season.
- Purdue allowed only 145 yards of total offense, the lowest output by an opponent since Oregon mustered just 143 yards in 1979.
- The Boilermakers held the Sycamores to just 51 yards on the ground, the third time in the Brohm era that Purdue has held an opponent to less than 60 rushing yards (Nov. 11, 2021 vs. Indiana, 58; Oct. 28, 2017 vs. Nebraska, 40).

Opponent Total Offense 200 Yards or Less since 1979

1979 Oregon	143	1982 Indiana	196
1984 Northwestern	146	1985 Northwestern	160
1987 Indiana	186	1988 Ohio	191
1990 Indiana	187	1997 Ball State	180
2001 Notre Dame	162	2003 Arizona	174
2003 Illinois	191	2004 Syracuse	197
2004 Ball State	197	2011 Southeast Missouri	153
2012 Eastern Kentucky	190	2022 Indiana State	145

300-YARDERS

- Aidan O'Connell started his 2022 campaign with 365 yards passing against Penn State for his ninth career 300-yard game, before adding his 10th with a 424-yard performance at Syracuse.
- With five this season, O'Connell is up to 13 in his career for the second most in program history.
- Last year, he joined Drew Brees as the only Purdue quarterbacks to record multiple 500-yard games over a career, while becoming the only one to reach the 500-yard mark twice in a single season.
- O'Connell threw for a career-high 536 yards in an upset victory over No. 3 Michigan State before ending the year with 534 passing yards to help Purdue beat Tennessee in the Music City Bowl.
- The gunslinger produced six 300-yard games in 2021, the third-most in a single season and the first Purdue quarterback to accomplish the feat since Curtis Painter in 2007.
- Drew Brees owns the record with 16.
- All but one of O'Connell's 13 300-yard passing games have been for 350 yards or more.

BIG PLAY POTENTIAL

- So far this season, Purdue has 19 plays of 30 yards or more, including seven passes from Aidan O'Connell to Charlie Jones and both interceptions returned for a touchdown.
- Devin Mockobee's 68-yard rush was Purdue's longest since Rondale Moore carried 76 yards in his record breaking performance against Northwestern in 2018.
- The Boilermaker offense tallied 29 plays of 30 yards or more in 2020, as well as 11 of 50 yards or more.
- O'Connell has 40 career throws over 30 yards or more and 12 over 50 yards.
- Purdue's three longest plays from 2021 all came in that exhilarating TransPerfect Music City Bowl with O'Connell finding Broc Thompson for touchdowns of 75 and 70 yards and Durham for a 62-yard catch-and-score.

99th SEASON AT ROSS-ADE STADIUM

- The Boilermakers call Ross-Ade Stadium home for the 99th season in 2022.
- A roughly two-year construction process for \$237,500 (\$3.76 million) with funds raised by Purdue alumni David E. Ross and George Ade helped replace Stuart Field, which had hosted Purdue Football since its inception.
- Ross-Ade Stadium had the perfect dedication and opening, a 26-7 drubbing of Indiana for homecoming on Nov. 22, 1924.
- Originally seating 13,500 with an additional 5,000 standing spots, Ross-Ade Stadium now can hold up to 61,320, including non-ticketed personnel.

OUR MAN MITCH

- Mitchell Fineran is 11-for-16 on field goals with a long of 46 yards.
- Fineran is fourth among active kickers across all divisions with 76 made kicks.
- Fineran has made 35 kicks during his time at Purdue, which moved him into sole control of sixth in program history.
- His 77.8% (35-45) field goal clip sits atop Purdue's career leaderboard by kickers with 15 or more attempts.
- Fineran was tabbed honorable mention by the Big Ten coaches and media last season after going 24-of-29 on the year with a long of 49.
- Fineran's 112 points were the second most in a season in program history behind the late Leroy Keyes' 114 in 1967.
- Fineran is a career 81.1% kicker and is 60-of-74 (80.8%) on kicks inside 40 yards.

CAREER FIELD GOALS MADE AT PURDUE

1 Travis Dorsch	1998-01	68
2 Carson Wiggs	2008-11	56
3 Ben Jones	2003-05	43
4 J.D. Dellinger	2016-20	40
5 Jonathan Briggs	1985-87	36
6 Mitchell Fineran	2021-Present	35

CAREER FIELD GOAL PERCENTAGE AT PURDUE (MIN. 15 ATT)

1 Mitchell Fineran	2021-Present	.778 (35-45)
2 Spencer Evans	2017-18	.765 (26-34)
3 J.D. Dellinger	2016-20	.741 (40-54)

IN MEMORY OF DAVE BUTZ

- Dave Butz, a legend of Purdue Football who was inducted in the College Football Hall of Fame, passed away Friday (Nov. 4) at the age of 72.
- Butz (1970 to 1972) was elected into the College Football Hall of Fame in 2014. He was a consensus All-American as a senior, the recipient of the Zipp Award as college football's outstanding player and a finalist for the Lombardi Award (presented to the best lineman or linebacker).
- Butz earned the reputation as the NFL's iron man, missing merely four games over the course of his career that included 216 contests. He was named NFL Defensive Player of the Year and was selected to the Pro Bowl after recording a career-high 11 sacks in 1983. Butz played in three Super Bowls with Washington: XVII (a 27-17 win over the Miami Dolphins), XVIII (a 38-9 loss to the Oakland Raiders) and XXII (a 42-10 win over the Denver Broncos).

SECOND SEASON WITH ENGLISH/HAGEN

- Purdue is in its second season with co-defensive coordinators Ron English and Mark Hagen. The duo, along with fellow co-defensive coordinator Brad Lambert who left for Wake Forest during the offseason, provided some much-needed stability to the defensive side of the ball.
- With Hagen's focus on the defensive line and English handling the defensive backs, Purdue trimmed opponents' passing yards per game down to 208.7 yards in 2021, which ranked fifth nationally and second in the Big Ten.
- The Boilermakers also posted their first shutout since 2011 with a 49-0 drubbing of UConn before recording another shutout this season, a 56-0 over Indiana State.

	2020	2021	2022
Opp PPG	29.8	22.4	25.2
2nd Half Opp PPG	12.3	10.0	13.0
Opp Passing YPG	254.2	208.7	233.5
Opp Rushing YPG	145.0	157.8	116.6
Opp Total Offense YPG	399.0	366.5	350.1
3rd Down%	43.8%	36.9%	31%
4th Down%	46.2%	36.4%	38%
Opp Redzone	19-32-60%	24-45-53%	24-29-83%
INTs. (Per Game)	3 (0.5)	13 (1.0)	11 (1.1)
Sacks (Per Game)	7 (1.2)	26 (2.0)	23 (2.3)
Pass Breakups (Per Game)	16 (2.5)	45 (3.5)	36 (3.6)



HALL OF FAME BOILERMAKERS

COLLEGE FOOTBALL HALL OF FAME (16) *Induction Class*

Elmer Oliphant, HB, 1911-13	1955
Alex Agase, OL, 1943	1963
Cecil Isbell, HB, 1935-37	1967
Bob Griese, QB, 1964-66	1984
Chalmers "Bump" Elliot, HB, 1943-44	1989
Leroy Keyes, HB, 1966-68	1990
Mike Phipps, QB, 1967-69	2006
Mark Herrmann, QB, 1977-80	2010
Otis Armstrong, RB, 1970-72	2012
Dave Butz, DT, 1970-72	2014
Rod Woodson, CB, 1983-86	2016
Andy Smith, Coach, 1913-15	1955
Jim Phelan, Coach, 1922-29	1873
Jack Mollenkopf, Coach, 1956-69	1988
Jim Young, Coach, 1977-81	1999
William "Lone Star" Dietz, Coach, 1921	2012
John Luckhardt, 1966	2022

PRO FOOTBALL HALL OF FAME (4) *Induction Class*

Len Dawson, QB, 1957-75	1987
Bob Griese, QB, 1967-80	1990
Hank Stram, Coach, 1960-74, 1976-77	2003
Rod Woodson, CB/S, 1987-2003	2009

PURDUE HALL OF FAME

1994 - W.P. "Dutch" Fehring, Bob Griese, Leroy Keyes, Guy "Red" Mackey, Jack Mollenkopf, Lamar Lundy
1995 - Lamar Lundy, Mike Phipps, Sam Voinoff
1996 - Lawrence Burton, Len Dawson, Bill "Moose" Skowron, Hank Stram
1997 - Otis Armstrong, Dr. Loyal "Bill" Combs, Mark Herrmann, Elmer Oliphant
1998 - Tim Foley, Noble Kizer, Duane Purvis, Dave Rankin
1999 - Bernie Allen, Bob DeMoss, Jim Everett
2000 - Tom Bettis, Elmer Sleight
2001 - Cecil Isbell, Dale Samuels
2003 - Bernie Flowers, Ralph Welch, Rod Woodson
2004 - Jim Beirne, Dave Butz, Darryl Stingley, Harry Szulborski, Jim Young
2006 - Mike Alstott, Leo Sugar, Keena Turner
2007 - Darrel "Pete" Brewster, Felix Mackiewicz, Ned Maloney
2009 - Erich Barnes, Drew Brees, Boris "Babe" Dimancheff, Dave Young
2010 - Jerry Shay
2012 - Gary Danielson, C.S. "Pop" Doan, Jeff Zgonina
2013 - Tony Butkovich, Alpha Jamison, Matt Light, Joe Tiller
2015 - John Charles, Taylor Stubblefield
2016 - Roosevelt Colvin, Travis Dorsch
2018 - Gregg Bingham, Ryan Kerrigan
2020 - Chuck Kyle

BOILER NOTES

BROC'S BOND

- Wide receiver Broc Thompson's bond with his brother Cade prompted him to transfer from Marshall to Purdue in 2021.
- Cade was diagnosed with cancer in the summer of 2020, prompting Thompson to change his number from 88 his freshman season to 13, Cade's number in youth football.
- When Thompson arrived in West Lafayette in 2021, he elected to wear No. 29 for the number of chemotherapy rounds Cade endured.
- Cade was declared cancer-free in April of 2021.
- Thompson switched back to No. 13 for the 2022 season.

FROM THE PORTAL TO PURDUE

- The Boilermakers hit the portal during the offseason to bring in 12 transfers.

Name	Position	Year	Previous School
Kyle Adams	QB	R-So.	James Madison
Cole Brevard	DT	R-So.	Penn State
Elijah Canion	WR	Jr.	Auburn
Tee Denson	CB	Jr.	Kansas State
Sione Finau	OL	Sr.	FIU
Bryce Hampton	CB	R-Sr.	Adams State
Scotty Humpich	LB	R-Sr.	Murray State
Daniel Johnson	OL	R-Sr.	Kent State
Charlie Jones	WR	6th	Iowa
Kobe Lewis	RB	R-Jr.	Central Michigan
Reese Taylor	DB	5th	Indiana
Tyrone Tracy	WR	R-Sr.	Iowa

REMEMBERING LEN DAWSON

- The Boilermakers bid farewell to one of the iconic greats and a pioneer of the Cradle of Quarterbacks in Len Dawson, who passed away Aug. 24 at the age of 87.
- A three-year starter at Purdue, Dawson was named All-Big Ten and led the conference in passing and total offense all three seasons. He set then-records at Purdue with 3,325 yards and 29 passing touchdowns.
- Over a 19-year career for Pittsburgh, Cleveland, Houston/Kansas City, Dawson threw for 28,711 yards and 239 touchdowns and netted numerous honors, including a win in Super Bowl IV, Super Bowl IV MVP honors, his No. 16 retired by the Kansas City Chiefs and induction to the Pro Football Hall of Fame.
- Following his playing career, Dawson served several roles as a broadcaster around football, hosting HBO's "Inside the NFL" for 25 years, landing him back in Canton for a second time as a broadcaster.

NATIONAL LEADERS IN 2021

- Completing 70.8 percent of passes, Purdue led the Big Ten and ranked second in the country.
- The Boilermakers limited making penalties, committing a conference-low 4.5 per game that was the 10th-fewest nationally.
- Purdue's passing offense ranked fifth in the country and second in the Big Ten with 355.4 yards per game.
- Opponents were only been able to convert 8 of 22 fourth down attempts for a .364 conversion rate, putting the Boilermakers 11th nationally in defending fourth downs.
- Purdue's red zone defense also ranked 23rd in the country.

GETTING THE SQUAD BACK TOGETHER

- With the newest additions from the transfer portal, several Boilermakers reunited with old teammates from their youth football days.
- Quarterback Aidan O'Connell connected with his old youth receiver Charlie Jones from their time together on the Buffalo Grove Jr. Bisons.
- Receivers Broc Thompson and Tyrone Tracy and defensive back Reese Taylor reunite from their days playing in the Indiana Elementary Football Association. All three started their careers at different schools, but transferred to Purdue over the last two years. Taylor was the quarterback during their youth careers playing with a powerhouse trio of receivers in Tracy, Thompson and David Bell. In high school, Taylor was named Indiana Mr. Football at Ben Davis and Tracy was tabbed Indiana Gatorade Player of the Year in 2017 at Decatur Central.
- Two other players who started their careers elsewhere have reunited at Purdue. Running back Dylan Downing (UNLV) and defensive tackle Cole Brevard (Penn State) led Carmel High School to an Indiana State Championship in 2018.

ALL-AMERICANS TO THE NFL

- Purdue had to replace a pair of All-Americans in WR David Bell and DE George Karlaftis as the two were taken in the 2022 NFL Draft (Karlaftis - 1st Rd, 30th, Kansas City, Bell - 3rd, 99th, Cleveland).
- A finalist for the Biletnikoff Award, Bell was named First Team All-America from four (AFCA, AP, FWAA, Walter Camp Football Foundation) of the five outlets recognized by the NCAA to just miss out on being a unanimous selection; however, the Purdue wide receiver became the 21st consensus All-American in Purdue history.
- Bell earned the Richter-Howard Receiver of the Year as the best receiver in the Big Ten, leading the conference in catches per game (8.5) and receiving yards per game (116.9); both marks ranked Top 5 in the country.
- Karlaftis became the first defensive Boilermaker to earn All-America honors since Ryan Kerrigan (2010).
- Karlaftis led the Boilermakers in tackles for loss (11.5), sacks (5.0), forced fumbles (3), fumble recoveries (2) and quarterback hurries (8), earning First Team All-Big Ten honors along the way.
- Along with the two All-Americans, Zander Horvath (7th Rd, 260th, Los Angeles Chargers) gave Purdue three Boilermakers taken in the 2022 NFL Draft; it marked the most Boilermakers selected in a single draft since 2008.

HARD KNOCKS BOILERS

- The long-running HBO series Hard Knocks has several ties to the Purdue Boilermakers during the 2022 season.
- Quarterback David Blough was featured on the preseason edition while with the Detroit Lions. The show highlighted his preseason campaign, as well as his relationship with his wife Olympic sprinter Melissa Gonzalez. After training camp, Blough joined the Minnesota Vikings as a member of their practice squad.
- Wide receiver Rondale Moore is a part of the in-season version of Hard Knocks. The 2018 consensus All-American is in his second season with the Arizona Cardinals.

2022 GAME INFORMATION

	COIN TOSS	TOSS RECORD	PURDUE FIRST OFF. PLAY	PURDUE 1ST POSS.	OPP 1ST POSS.	PURDUE UNIFORM	RESULT
PENN STATE	Won	1-0	Pass - 8-yard completion	Punt	Punt	Black/Black/Black	L, 35-31
INDIANA STATE	Won	2-0	Pass - 4-yard completion	Touchdown	Fumble (First Play)	Gold/Black/Black	W, 56-0
at Syracuse	Lost	2-1	Pass - 8-yard completion	Turnover on Downs	Punt	Gold/White/White	L, 32-29
FAU	Lost	2-2	Rush - 3 yards	Touchdown	Punt	Black/Black/Gold	W, 28-26
at Minnesota	Won	3-2	Rush - 11 yards	Touchdown	Punt	Gold/White/Black	W, 20-10
at Maryland	Lost	3-3	Rush - 13-yards	Punt	Touchdown	Black/White/White	W, 31-29
NEBRASKA	Lost	3-4	Rush - 16 yards	Interception	Punt	Black/Gold/Black	W, 43-37
at Wisconsin	Won	4-4	Rush - 1 yard	Interception	Touchdown	Gold/White/Gold	L, 35-24
IOWA	Lost	4-5	Rush - 7 yards	Punt	Punt	Gold/Gray/Black	L, 24-3
at Illinois	Lost	4-6	Pass - 8-yard completion	Turnover on Downs	Touchdown	Black/White/White	W, 31-24
NORTHWESTERN							
at Indiana							





DEN OF DEFENSIVE ENDS

Threatening the opposition's signal-caller is the goal of every defensive end: causing disruption, havoc and confusion to the offense.

Throughout its history, Purdue has produced many outstanding defensive ends, creating an institution unlike any other in college football - The Den of Defensive Ends.

Eight members of The Den have gone on to be selected for the NFL Pro Bowl - Sugar, Lundy, Keena Turner, Colvin, Shaun Phillips, Spencer, Kerrigan and Cliff Avril - while four have played for Super Bowl champions: Turner, Colvin, Avril and Rob Ninkovich.

George Karlaftis became the latest member of The Den of Defensive Ends, as the All-American was added in the spring of 2022.

CLIFF AVRIL (PURDUE 2004-07)

All-Big Ten
3rd Rd, 92nd - 2008 NFL Draft - Detroit Lions
2008-17 NFL Career - Detroit, Seattle

AKIN AYODELE (PURDUE 1999-01)

3-time All-Big Ten
2nd Rd, 89th - 2002 NFL Draft - Jacksonville Jaguars
2002-10 NFL career - Jacksonville, Dallas, Miami, Buffalo

ROSEVELT COLVIN (PURDUE 1995-98) - PURDUE HALL OF FAME - 2016

2-time All-Big Ten
4th rd, 111th - 1999 NFL Draft - Chicago Bears
1999-08 NFL career - Chicago, New England
Super Bowl XXXVIII, XXXIX champion

RAY EDWARDS (PURDUE 2003-05)

4th Rd, 127th - 2006 NFL Draft - Minnesota Vikings
2006-12 NFL career - Minnesota, Atlanta

GEORGE KARLAFTIS (PURDUE 2019-21)

3-time All-Big Ten, 2021 First Team All-America
1st Rd, 30th - 2022 NFL Draft - Kansas City Chiefs
2022-Present NFL career - Kansas City

RYAN KERRIGAN (PURDUE 2007-10) - PURDUE HALL OF FAME - 2018

2-time All-Big Ten, All-America, Defensive Player of the Year
1st Rd, 16th - 2011 NFL Draft - Washington Redskins
2011-Present NFL career - Washington, Philadelphia

LAMAR LUNDY (PURDUE 1954-56) - PURDUE HALL OF FAME - 1995

2-time All-Big Ten
4th Rd, 47th - 1957 NFL Draft - Los Angeles Rams
1957-69 NFL career - Los Angeles

ROB NINKOVICH (PURDUE 2004-05)

All-Big Ten
5th Rd, 135th - 2006 NFL Draft - New Orleans Saints
2006-16 NFL career - New Orleans, Miami, New England
Super Bowl XLIX, LI champion

CHIKE OKEAFOR (PURDUE 1994-96, 1998)

All-Big Ten
3rd Rd, 89th - 1999 NFL Draft - San Francisco 49ers
1999-09 NFL career - San Francisco, Seattle, Arizona

SHAUN PHILLIPS (PURDUE 2000-03)

All-Big Ten
4th Rd, 98th - 2004 NFL Draft - San Diego Chargers
2004-14 NFL career - San Diego, Denver, Tennessee, Indianapolis

ANTHONY SPENCER (PURDUE 2003-06)

All-Big Ten, All-America
1st Rd, 26th - 2007 NFL Draft - Dallas Cowboys
2007-14 NFL career - Dallas

LEO SUGAR (PURDUE 1949-51) - PURDUE HALL OF FAME - 2006

2-time All-Big Ten, All-America
11th Rd, 123rd - 1952 NFL Draft - Chicago Cardinals
1954-62 NFL career - Chicago/St. Louis, Philadelphia, Detroit

KEENA TURNER (PURDUE 1976-79) - PURDUE HALL OF FAME - 2006

2-time All-Big Ten
2nd Rd, 39th - 1980 NFL Draft - San Francisco 49ers
1980-90 NFL career - San Francisco
Super Bowl XVI, XIX, XXIII, XXIV champion

CRADLE OF QUARTERBACKS

Many schools boast of tradition. But none can match Purdue's tradition of turning out top-flight quarterbacks.

The Cradle of Quarterbacks has evolved over the last half century as a defining feature of Purdue football. Boilermakers have set numerous NCAA and Big Ten Conference records, many have been chosen as All-Americans and national awards winners or finalists.

In the early 1970s, Purdue Athletics commissioned a university artist named Keith Butz to create a poster featuring outstanding Boilermaker quarterbacks of the previous 30 years. That poster featured Bob DeMoss, Dale Samuels, Len Dawson, Bernie Allen, Bob Griese, Mike Phipps and Gary Danielson.

DREW BREES (PURDUE 1997-00) - PURDUE HALL OF FAME - 2009

11,792 yards, 90 touchdowns, 61.1% comp.
All-America, Maxwell Award, 3-time All-Big Ten
2nd Rd, 32nd - 2001 NFL Draft - San Diego Chargers
2001-20 NFL Career - San Diego, New Orleans
Super Bowl XLIV MVP & champion, 13-time Pro Bowler

SCOTT CAMPBELL (PURDUE 1980-83)

7,636 yards, 45 touchdowns
7th Rd, 191st - 1984 NFL Draft - Pittsburgh
1984-90 NFL Career - Pittsburgh, Atlanta
Pittsburgh Steelers (1984-86), Atlanta Falcons (1986-90)

GARY DANIELSON (PURDUE 1970-72) - PURDUE HALL OF FAME - 2012

2,748 yards, 14 touchdowns at Purdue
Detroit Lions (1976-1984), Cleveland Browns (1985, 1987-88)
College Football Analyst for CBS

LEN DAWSON (PURDUE 1954-56) - PURDUE HALL OF FAME - 1996

3,325 yards, 29 touchdowns at Purdue
Three-time All-Big Ten, 1956 First Team All-America
1st Rd, 5th - 1957 NFL Draft - Pittsburgh Steelers
1957-75 NFL Career - Pittsburgh, Cleveland, Dallas, Kansas City Chiefs
Super Bowl IV champion, Super Bowl IV MVP, 1987 Pro Football Hall of Fame

BOB DeMOSS (PURDUE 1945-48) - PURDUE HALL OF FAME - 1999

2,759 yards, 23 touchdowns at Purdue
2nd Rd, 13th - 1949 NFL Draft - New York Yanks
Purdue Head Coach (1970-72)

JIM EVERETT (PURDUE 1981-85) - PURDUE HALL OF FAME - 1999

7,411 yards, 43 touchdowns at Purdue, 1985 All-Big Ten
1st Rd, 3rd - 1986 NFL Draft - Houston Oilers
1986-97 NFL Career - Los Angeles Rams, New Orleans, San Diego
Pro Bowler

BOB GRIESE (PURDUE 1964-66) - PURDUE HALL OF FAME - 1994

4,541 yards, 28 touchdowns at Purdue
1966 Big Ten Player of the Year, 2-time All-America, 2-time All-Big Ten
1st Rd, 4th - 1967 NFL Draft - Miami Dolphins
1967-80 NFL Career - Miami
Super Bowl VII & VIII champion, 6-time Pro Bowl, Pro Football Hall of Fame

MARK HERRMANN (PURDUE 1977-80) - PURDUE HALL OF FAME - 1997

9,946 yards, 71 touchdowns
4-time All-Big Ten, Sammy Baugh Award, College Football Hall of Fame
4th Rd, 98th - 1981 NFL Draft - Denver Broncos
1981-92 NFL Career - Denver, Baltimore, Indianapolis, San Diego

KYLE ORTON (PURDUE 2001-04)

9,337 yards, 63 touchdowns
2-time All-Big Ten
4th Rd, 106th - 2005 NFL Draft - Chicago Bears
2005-2014 NFL Career - Chicago, Denver, Kansas City, Dallas, Buffalo

CURTIS PAINTER (PURDUE 2005-08)

11,163 yards, 67 touchdowns
6th Rd, 201st - 2009 NFL Draft - Indianapolis Colts
2009-13 NFL Career - 2009-13

MIKE PHIPPS (PURDUE 1967-69) - PURDUE HALL OF FAME - 1995

5,423 yards, 37 touchdowns
1969 Consensus All-America, 2-time All-Big Ten, College Football Hall of Fame
1st Rd, 3rd - 1970 NFL Draft - Cleveland Browns
1970-81 NFL Career - Cleveland, Chicago

DALE SAMUELS (PURDUE 1950-52) - PURDUE HALL OF FAME - 2001

3,161 yards, 27 touchdowns at Purdue
3rd Rd, 28th pick - Chicago Cardinals, 1953 NFL Draft

2022 PURDUE HONORS

Cam Allen

- Big Ten Defensive Player of the Week (Oct. 3)
- Preseason Third Team All-Big Ten (Phil Steele)

Jack Ansell

- Ray Guy Award Watch List

Branson Deen

- Preseason Second Team All-Big Ten (Athlon Sports)
- Preseason Third Team All-Big Ten (PFF)
- Preseason Fourth Team All-Big Ten (Phil Steele)

King Doerue

- Earl Campbell Tyler Rose Award Watch List

Payne Durham

- Mackey Award Semifinalist
- Mackey Award | Senior Bowl Watch Lists
- Preseason Second Team All-Big Ten (Athlon, Phil Steele)

Semisi Fakasiieiki

- Polynesian College Football Player of the Year Watch List

Sione Finau

- Polynesian College Football Player of the Year Watch List

Mitchell Fineran

- Lou Groza Award Watch List

Jalen Graham

- Preseason Third Team All-Big Ten (Athlon Sports, Phil Steele)
- Senior Bowl Watch List

Gus Hartwig

- Rimington Trophy Watch List
- Preseason Second Team All-Big Ten (Phil Steele)
- Preseason Fourth Team All-Big Ten (Athlon)

Spencer Holstege

- Preseason Second Team All-Big Ten (PFF)
- Preseason Third Team All-Big Ten (Phil Steele)
- Preseason Fourth Team All-Big Ten (Athlon)

Scotty Humpich

- Senior Bowl Watch List

Kydran Jenkins

- Preseason Fourth Team All-Big Ten (Athlon Sports)

Charlie Jones

- Mid-season All-America (PFF, Athletic, AP, Athlon)
- Biletnikoff Award Watch List
- Paul Hornung Award Watch List
- Preseason Second Team All-America (Walter Camp)
- Preseason Fourth Team All-America (Athlon Sports)
- Preseason First Team All-Big Ten (Phil Steele) - Kick Returner
- Preseason Second Team All-Big Ten (PFF)
- Senior Bowl Watch List

Devin Mockabee

- Big Ten Freshman of the Week (Oct. 17)

Aidan O'Connell

- Wuerfell Trophy Finalist, Burlsworth Trophy semifinalist
- Big Ten Co-Offensive Player of the Week (Oct. 17)
- CFPA National Performer of the Week Honorable Mention - Week 2
- Maxwell Award | Walter Camp Award | Davey O'Brien Award | Senior Bowl | Johnny Unitas Golden Arm Award | CFPA National Performer of the Year Watch Lists
- Big Ten Preseason Honors List (Media)
- Preseason Second Team All-Big Ten (Athlon, Phil Steele)
- Preseason Third Team All-Big Ten (PFF)

Broc Thompson

- Preseason Fourth Team All-Big Ten (Athlon Sports)

Cory Trice

- Preseason Fourth Team All-Big Ten (Athlon Sports)
- Senior Bowl Watch List

Nick Zecchino

- Special Teams U Preseason Watch List




GAME 11 NOTES • Purdue vs. Northwestern


2022 PURDUE FOOTBALL ROSTER						
No.	Name	Cl.	Pos.	Ht.	Wt.	Hometown (High School/Previous College)
0	Bryce Hampton	R-Sr.	CB	5-11	205	Las Vegas, Nev. (Adams State)
1	Michael Alaimo	R-So.	QB	6-4	225	Montvale, N.J. (St. Joseph Regional)
1	Reese Taylor	5th	DB	5-11	195	Indianapolis, Ind. (Indiana)
2	Abdur-Rahmaan Yaseen	R-So.	WR	6-2	195	Southfield, Mich. (Walled Lake)
3	Tyrone Tracy	R-Sr.	WR	6-1	210	Indianapolis, Ind. (Iowa)
4	Deion Burks	R-Fr.	WR	5-11	185	Belleville, Mich. (Belleville)
5	Elijah Canion	Jr.	WR	6-4	220	Hollywood, Fla. (Auburn)
5	Nic Caraway	Fr.	DE	6-4	265	Bryan, Texas (Bryan)
6	Curtis Deville Jr.	Fr.	WR	6-2	190	Kinder, La. (Iowa)
6	Jalen Graham	Sr.	LB/S	6-3	220	Detroit, Mich. (Cass Tech)
7	Jamari Brown	R-Sr.	CB	6-3	200	Sunrise, Fla. (Kentucky)
8	TJ Sheffield	R-Jr.	WR	5-11	190	Thompson's Station, Tenn. (Independence)
9	Mershawn Rice	R-Jr.	WR	6-3	210	Reynoldsburg, Ohio (Reynoldsburg)
9	Joe Strickland	Fr.	DE	6-4	265	Indianapolis, Ind. (Brebeuf)
10	Cam Allen	Sr.	S	6-1	200	Bluefield, Va. (Graham)
11	Jack Albers	R-Sr.	QB	6-0	190	Louisville, Ky. (Dayton)
11	Tee Denson	Jr.	CB	6-0	200	Atlanta, Ga. (Kansas State)
12	Austin Burton	6th	QB	6-4	210	Newton, Mass. (UCLA)
12	Jah'von Grigsby	R-Fr.	S	5-11	195	Baton Rouge, La. (Scotlandville Magnet)
13	Broc Thompson	Sr.	WR	6-3	190	Indianapolis, Ind. (Marshall)
14	Yanni Karlaftis	R-Fr.	LB/DE	6-3	235	West Lafayette, Ind. (West Lafayette)
15	Charlie Jones	6th	WR	6-0	185	Deerfield, Ill. (Iowa)
16	Aidan O'Connell	6th	QB	6-3	210	Long Grove, Ill. (Stevenson)
17	Christian Gelov	R-So.	QB	6-0	175	Noblesville, Ind. (TCU)
17	Chris Jefferson	5th	S	5-11	195	Euclid, Ohio (Findlay)
18	Brady Allen	Fr.	QB	6-6	210	Ft. Branch, Ind. (Gibson Southern)
19	Jordan Buchanan	Fr.	CB	6-1	175	Suwanee, Ga. (North Gwinnett)
20	Kyle Adams	R-So.	QB	6-1	180	West Lafayette, Ind. (James Madison)
20	O.C. Brothers	R-Jr.	LB	6-2	235	Southwest Brevard County, Fla. (Auburn)
21	Sanoussi Kane	Jr.	S/CB	6-0	205	Harlem, N.Y. (Blair Academy)
22	King Doerue	Sr.	RB	5-10	215	Amarillo, Texas (Tascosa)
23	Cory Trice	R-Sr.	CB	6-3	215	Hopkinsville, Ky. (Christian County)
24	Camdyn Childers	R-Jr.	WR	6-0	200	Fort Wayne, Ind. (Carroll)
24	Mitchell Fineran	5th	K	5-11	185	Fort Valley, Ga. (Samford)
25	Kobe Lewis	R-Jr.	RB	5-11	220	Americus, Ga. (Central Michigan)
26	Brandon Calloway	R-Fr.	CB	6-1	195	Griffin, Ga. (Griffin)
27	Trey Firestone	Fr.	WR	6-2	200	Zionsville, Ind. (Zionsville)
28	Ryan Brandt	R-So.	S	6-1	210	Angola, Ind. (Angola)
29	Andrew Sowinski	R-So.	WR	6-0	195	Indianapolis, Ind. (Chatard)
29	Kentrell Marks	Fr.	RB	6-0	185	Cleveland, Ohio (Valley Forge)
29	Jaxon Mull	Fr.	DB	5-11	180	Ft. Wayne, Ind. (Culver)
30	Jack Ansell	So.	P	6-2	210	Warnambrook, Australia (Brauer College)
31	Nick Zecchino	7th	LS	6-0	210	Cedar Grove, N.J. (UConn)
32	Joseph Jefferson	Fr.	S	6-0	195	Indianapolis, Ind. (Pike)
33	Charlie Kenrich	Fr.	TE	6-3	235	Liberty Township, Ohio (Lakota East)
33	Xander Pratt	Fr.	CB	6-1	180	Ft. Wayne, Ind. (Concordia Lutheran)
34	Damarjhe Lewis	Jr.	DT	6-3	305	Griffin, Ga. (Indiana)
34	Ben Van Noord	R-Fr.	WR	6-2	210	Springfield, Ohio (Northwestern)
35	Hayden Parise	R-So.	WR	6-4	190	Kansas City, Mo. (Rockherst)
35	Antonio Stevens	R-So.	S	6-2	200	Nashville, Tenn. (Battle Ground Academy)
36	Roman Pitre	Fr.	LB	6-5	230	Baton Rouge, La. (University Laboratory School)
37	Caleb Lahey	R-So.	RB	5-10	205	Bismarck, Ill. (Bismarck-Henning/Rossville-Alvin)
37	Jacob Wahlberg	R-Jr.	LB	6-4	235	Muskegon, Mich. (Mona Shores)
38	Dylan Downing	Jr.	RB	6-0	220	Carmel, Ind. (UNLV)
39	Will Chapman	R-Jr.	RB/LB	5-11	230	Indianapolis, Ind. (Cathedral)
39	Ben Freehill	R-Jr.	K	6-1	190	Gibson City, Ill. (Oklahoma State)
40	Hudson Miller	Fr.	LB	6-0	215	Indianapolis, Ind. (Cathedral)
41	Ben Furtney	R-So.	LB/FB	6-0	230	South Elgin, Ill. (St. Charles North)
41	Caleb Krockover	R-So.	K	5-9	195	West Lafayette, Ind. (West Lafayette)
42	Clyde Washington	Jr.	LB	6-3	235	Medford, N.J. (Lanape)
43	Kieren Douglas	6th	LB	6-2	235	Pickerington, Ohio (Army)
44	Kydran Jenkins	Jr.	LB/DE	6-1	270	Louisville, Ga. (Jefferson County)
45	Julio Macias	Fr.	K	6-5	230	Ligonier, Ind. (West Noble)
45	Devin Mockobee	R-Fr.	RB	6-0	195	Boonville, Ind. (Boonville)
46	Scotty Humpich	R-Sr.	LB	6-4	260	Louisville, Ky. (Murray State)
47	Brendan Cropsey	R-So.	P	6-1	190	Saline, Mich. (Saline)
47	Domanick Moon	Fr.	LB	6-2	230	Ft. Wayne, Ind. (Snider)
48	Tristan Cox	R-Fr.	LB/DL	6-3	265	Somerset, Ky. (Pulaski County)
49	Farrell Henderson III	Fr.	LB	5-11	225	Indianapolis, Ind. (Cathedral)
50	Sulaiman Kpaka	R-Jr.	DE	6-2	295	Grand Prairie, Texas (Grand Prairie)
51	Nick Taylor	R-So.	LS	6-4	225	Indianapolis, Ind. (Lawrence North)
52	Zac Tuinei	R-Jr.	LB	6-0	240	Noblesville, Ind. (Arkansas State)

OFFENSIVE STAFF QUICK HITS

Brian Brohm
Offensive Coordinator Quarterbacks
6th at Purdue
Louisville '08 | Quarterback
• Seventh season in coaching
• Served as head coach in 2020 win over Iowa when Jeff Brohm was forced to miss the game due to COVID-19
• Coached at Western Kentucky after an eight-year playnign career in the NFL, CFL and UFL
• Among Louisville career leaders in passing attempts, yards, efficiency, completions, completion percentage, total offense and touchdown passes | 2006 Orange Bowl MVP




Chris Barclay
Running Backs | 6th at Purdue
Wake Forest '05 | Running Back
• Twelfth year in coaching
• Coached at William & Mary, Wake Forest, Marshall and WKU
• Played three years in the NFL - Cleveland, Tennessee, New Orleans
• Two-time All-ACC, 2005 ACC Player of the Year, Wake Forest Hall of Fame inductee



Garrick McGee
Wide Receivers | 1st at Purdue
Oklahoma '95 | Quarterback
• Twenty-seventh year in coaching
• Spent time at Florida, Missouri, Illinois, Arkansas, Northwestern
• Head coach at UAB for 2012-13
• Big Eight Newcomer of the Year in 1994



Dale Williams
Offensive Line
6th at Purdue
West Virginia '94 | Offensive Line
• Twenty-eighth year in coaching
• Coached at FAU, Findlay, Garnder-Webb, North Greenville and WVU
• Won the 1994 Sugar bowl with West Virginia



Ryan Wallace
Tight Ends/Assistant Offensive Line
1st at Purdue
Western Kentucky '13 | Tight End
• Tenth year in coaching
• Coached at Austin Peay and Western Kentucky
• Started playing career at Kentucky before transferring to WKU



ROSTER BREAKDOWN

By Class		By State/Country	
Freshmen	26	Indiana	41
Redshirt Freshmen	13	Ohio	9
Sophomore	1	Michigan	8
Redshirt Sophomore	20	Texas	8
Junior	9	Georgia	8
Redshirt Junior	19	Kentucky	6
Senior	5	Illinois	6
Redshirt Senior	12	Wisconsin	4
5th Year	3	New Jersey	4
6th Year	5	Louisiana	4
7th Year	2	Tennessee	3
Position		Florida	3
Quarterbacks	7	California	2
Running/Full Backs	6	New York	2
Tight Ends	5	Connecticut	1
Wide Receivers	19	Washington D.C.	1
Offensive Line	20	Missouri	1
Defensive Line	15	Nevada	1
Linebackers	18	Virginia	1
Defensive Backs	16	Massachusetts	1
Specialists	9	Australia/Canada	1





DEFENSIVE STAFF QUICK HITS

Ron English
Co-Defensive Coordinator
Secondary | 2nd at Purdue
Cal '90 | Safety

- Thirty-first year in coaching
- Head coach at Eastern Michigan 2009-13
- Spent time at Arizona State, San Diego State, Michigan, Louisville, San Jose State, Mississippi State and Florida



Mark Hagen
Co-Defensive Coordinator
Defensive Line | 13th at Purdue
Indiana '91 | Linebacker

- Thirty-first year in coaching
- Previously coached at Purdue - 2000-10
- Coached at Indiana, Texas A&M, Northern Illinois
- 1991 Copper Bowl Defensive MVP | 1992 Big Ten Medal of Honor




David Elson
Linebackers | 1st at Purdue
Butler '93 | Safety

- Twenty-ninth year in coaching
- Joined Purdue in quality control in 2021 before being promoted to assistant coach in 2022
- Western Kentucky head coach 2003-09
- Spent time at WKU, Indiana, Southern Illinois, Ball State, Marian




Karl Maslowski
Special Teams/
Assistant Linebackers | 1st at Purdue
Western Kentucky '03 | Linebacker

- Eighteenth year in coaching
- Spent time at Northern Michigan, WKU, Louisville
- All-America linebacker, FCS champion at Western Kentucky



Ashton Youboty
Cornerbacks | 1st at Purdue
Ohio State '06 | Cornerback

- Sixth year in coaching
- Coached at Wisconsin and Youngstown State
- Six-year NFL career - Buffalo, Jacksonville
- 2005 First Team All-Big Ten



COACHING STAFF

Head Coach	Jeff Brohm
Offensive Coordinator/Quarterbacks	Brian Brohm
Co-Defensive Coordinator/Secondary	Ron English
Co-Defensive Coordinator/Defensive Line	Mark Hagen
Linebackers	David Elson
Wide Receivers	Garrick McGee
Running Backs	Chris Barclay
Offensive Line	Dale Williams
Tight Ends/Offensive Line Assistant	Ryan Wallace
Cornerbacks	Ashton Youboty
Director of Recruiting	Nate Dennison
Assistant Director of Recruiting	Trent Mossbrucker
Recruiting/Operations Associate	Tyler Miller
Quality Control	JMichael Jonard
Assistant Director of Recruiting/Quality Control	Justin Sinz
Recruiting/Quality Control Associate	TJ McCollum
Recruiting/Quality Control Associate	Jontavious Morris
Graduate Assistant	D.J. Knox
Graduate Assistant	MeLeick Miles
Graduate Assistant	Adam Mueller
Graduate Assistant	Mason Petrino
Director of Strength & Conditioning	Domenic Reno
Executive Director of Admin. & Ops/Chief of Staff	Greg Brohm
Director of Player Development	Mel Mills

2022 PURDUE FOOTBALL ROSTER (CONTINUED)

No.	Name	Cl.	Pos.	Ht.	Wt.	Hometown (High School/Previous College)
53	Gus Hartwig	Jr.	OL	6-5	310	Zionsville, Ind. (Zionsville)
54	Josh Kaltenberger	R-So.	OL	6-6	305	Cranberry Township, Pa. (Seneca Valley)
54	Ben Kreul	R-So.	LB	6-3	235	Waukesha, Wis. (Catholic Memorial)
55	Malachi Preciado	Fr.	OL	6-2	300	New Orleans, La. (Warren Easton)
56	Jayden Scruggs	Fr.	DE	6-1	240	Indianapolis, Ind. (Cathedral)
57	Chris Van Eekeren	R-Jr.	K	5-11	195	Chesterton, Ind. (Chesterton)
58	Branson Deen	R-Sr.	DL	6-2	285	Indianapolis, Ind. (Lawrence Central)
59	Vince Carpenter	Fr.	OL	6-5	290	Monmouth Beach, N.J. (Red Bank)
61	Aaron Roberts	R-Fr.	OL	6-4	300	Indianapolis, Ind. (Cardinal Ritter)
62	Ben Kuhns	R-Jr.	OL	6-4	295	Pendleton, Ind. (Pendleton Heights)
63	Marcus Mbow	R-Fr.	OL	6-5	305	Milwaukee, Wis. (Wauwatosa East)
64	Mahamane Moussa	R-Fr.	OL	6-4	295	Indianapolis, Ind. (Pike)
67	Drew Woodruff	Fr.	OL	6-3	270	Louisville, Ky. (Trinity)
68	Cam Craig	R-Jr.	OL	6-5	310	Dublin, Ohio (Jerome)
70	Zach Richards	R-Fr.	OL	6-3	305	Mooresville, Ind. (Mooresville)
71	Nalin Fox	R-So.	OL	6-5	300	Pontiac, Mich. (Notre Dame Prep)
72	Sione Finau	Sr.	OL	6-3	305	Keller, Texas (FIU)
73	Daniel Johnson	R-Sr.	OL	6-6	310	London, Ontario (Kent State)
74	Eric Miller	R-Sr.	OL	6-7	305	Mason, Ohio (William Mason)
75	Spencer Holstege	R-Jr.	OL	6-5	310	Grand Rapids, Mich. (South Christian)
76	Andre Oben	Fr.	OL	6-5	295	Montclair, N.J. (St. Peter's Prep)
77	DJ Washington	6th	OL/DL	6-4	305	Louisville, Ky. (Ballard)
78	Cross Watson	Fr.	OL	6-4	290	Portage, Mich. (Portage Central)
79	Jared Bycznski	Jr.	OL	6-5	305	Berea, Ohio (Berea-Midpark)
81	Collin Sullivan	R-So.	WR	6-2	205	Round Rock Texas (Round Rock)
82	Drew Biber	R-Fr.	TE	6-5	235	Cedarburg, Wis. (Cedarburg)
83	Zion Steptoe	Fr.	WR	5-11	180	Little Elm, Texas (Memorial)
84	Preston Terrell	R-Fr.	WR	6-3	195	Brownsburg, Ind. (Brownsburg)
85	Alex Maxwell	R-Jr.	WR	6-0	195	St. Leon, Ind. (East Central)
86	Max Klare	Fr.	TE	6-4	230	Guilford, Ind. (St. Xavier)
87	Payne Durham	R-Sr.	TE	6-6	255	Suwanee, Ga. (Peachtree Ridge)
88	Garrett Miller	R-Jr.	TE	6-5	250	Round Rock, Texas (Round Rock)
89	Paul Piferi	R-Jr.	TE	6-5	240	Villa Park, Calif. (Villa Park)
90	Lawrence Johnson	R-Sr.	DT	6-3	310	Fort Wayne, Ind. (Snider)
91	Cole Brevard	R-So.	DT	6-3	315	Carmel, Ind. (Penn State)
91	Ben Buechel	R-So.	TE	6-4	245	New Berlin, Wis. (Eisenhower)
92	Mo Omonode	Fr.	DT	6-0	285	West Lafayette, Ind. (West Lafayette)
93	Prince Boyd Jr.	R-Jr.	DT	6-1	290	New Haven, Conn. (Independence CC)
94	J.P. Deeter	Fr.	DT	6-3	285	Manvel, Texas (Manvel)
95	Joe Anderson	R-Jr.	DE	6-4	275	Murfreesboro, Tenn. (South Carolina)
96	Khordae Sydnor	R-Fr.	DE	6-4	275	New Rochelle, N.Y. (Iona Preparatory School)
97	Semisi Fakasiieiki	7th	LB	6-2	230	Compton, Calif. (Dominguez)
98	Greg Hudgins III	R-So.	DE	6-4	285	Washington, D.C. (St. John's College Prep)
99	Jack Sullivan	R-Sr.	DE	6-5	275	Plainfield, Ill. (Plainfield East)

PRONUNCIATIONS

Michael Alaimo	ah-LIE-moe	Malachi Preciado	mal-la-KIE PRESH-ee-ya-doe
Ben Buechel	BEEK-ul	Khordae Sydnor	core-DAY SID-nor
Drew Biber	like bib	Zac Tuinei	TWO-en-nay
Jared Bycznski	buh-ZHIN-skee	Chris Van Eekeren	EE-ker-ren
Elijah Canion	canyon	Abdur-Rahmaan Yaseen	Ab-DUR rah-MAHN yah-SEEN
Cam Childers	Child like a kid	Nick Zecchino	Zeh-KEEN-no
King Doerue	doe-RUE		
Semisi Fakasiieiki	Sah-ME-see fah-kah-SEE-yek-ee		
Sione Finau	SEE-own-nay FEE-now	Mark Hagen	HAY-gen
Mitchell Fineran	FIN-er-en	Ashton Youboty	you-BO-tee
Nalin Fox	NAY-lin		
Christian Gelov	hard g		
Spencer Holstege	HOLE-stedge		
Scotty Humpich	HUMP-pick		
Kydran Jenkins	KAY-drun		
Sanoussi Kane	sa-NEW-see		
Yanni Karlaftis	car-LOFT-tis		
Sulaiman Kpaka	SUE-luh-man POCK-ah		
Ben Kreul	KRILE		
Ben Kuhns	KYU-hns		
Damarjhe Lewis	dah-MAR-jay		
Marcus Mbow	like bow and arrow		
Mahamane Moussa	Ma-hah-men MOOS-a		
Mo Omonode	oh-mo-NO-day		
Paul Piferi	Pih-FAIR-ee		





ROSS-ADE STADIUM

GENERAL INFORMATION

Capacity - 57,282 (*seated*), 61,320 (*with non-ticketed*)

Opened - Nov. 22, 1924 (99th season in 2022)

Renovated - 2002, 2023

Expanded - 1930, 1949, 1955, 1964, 1969, 2023

David E. Ross - Purdue 1893, Inventor, Engineer,
Businessman, Board of Trustees

George Ade - Purdue 1887, Writer, Playwright,
Newspaper Columnist, Board of Trustees

Field - Rohrman Field

Grass - Latitude 38 Bermuda Grass

PURDUE HOME FIELDS

Lafayette YMCA Park	1889-1891	5-0
Stuart Field	1892-1924	88-44-12
Ross-Ade Stadium	1924-Present	297-200-13

• Nov. 22, 1924 - Purdue dedicates Ross-Ade Stadium. The Boilermakers win the Homecoming matchup over Indiana 26-7.

• 1975 - Prescription Athletic Turf is developed at Purdue is installed. The PAT system features a network of pipes connected to pumps capable of keeping the field playable, even during a storm dumping one inch of rain per hour.

• Nov. 22, 1980 - The largest crowd in Ross-Ade history, 71,629, views the game against Indiana.

• 2017 - Permanent lighting is installed at a cost of \$5.6 million.

• 2020 - Purdue installed a 150-foot, 4-inches wide and 56-foot, 9-inches high video board at the south end, more than four-times larger than the previous board built in 2007.

• 2021 - The Boilermakers played their 500th game at Ross-Ade Stadium, defeating Oregon State 30-21 in front of a crowd of 53,656.

ROSS-ADE RENOVATION

• The future for the home of Boilermaker Football has come into an exciting level of focus as Purdue Athletics will soon unveil renderings, plans and construction timelines for the upcoming Phase 1 of Ross-Ade Stadium renovations.

• Originally announced on April 8, the \$45.4 million initial phase of renovations will strategically enhance several areas of the student-athlete and fan experience within the Ross-Ade footprint, creating a game day environment that is second to none for future generations of Boilermakers.

• The approval granted for Ross-Ade's phase one includes plans for renovations including the construction of a new team entrance/tunnel from the Kozuch Football Performance Complex to Rohrman Field, the conversion of the existing team store into a student-athlete nutrition/dining facility and the construction of a stadium addition adjoining seating in the south end zone.

SOUTH END ZONE

• The long-awaited addition to Ross-Ade Stadium will connect the east and west sides of the facility in its 100th anniversary season, closing in the south end zone to create a complete bowl.

PLAYER ENTRANCE FROM KPFC

• Serving as the new stadium entry location for Purdue Football on gameday, the new player entrance will aim to improve player safety as well as the gameday atmosphere while also offering a new and exciting recruiting component.

STUDENT-ATHLETE DINING FACILITY

• The student-athlete dining facility will serve as a full production kitchen with an outdoor patio feature and a 150 person capacity.

ROSS-ADE STADIUM RECORDS (PG. 105 OF RECORD BOOK)

Rushing

Attempts - 53 - Lorenzo White (Michigan State), 10/26/1985
Yards - 350 - Eric Allen (Michigan State), 10/30/1971
TDs - 4 - 7x, last Kory Sheets vs. Miami (Ohio), 9/9/2006
Longest - 94 - Mike Pruitt vs. Iowa, 11/2/1974
Average - 17.9 (10-179) - Mike Pruitt vs. Iowa, 11/2/1974

Passing

Attempts - 73 - Dwayne Haskins (Ohio State), 10/20/2018
Completions - 49 - Dwayne Haskins (Ohio State), 10/20/2018
Completion% - .885 (23-26) - Kyle Orton vs. Ball State, 9/11/2004
Yards - 572 - David Blough vs. Missouri, 9/15/2018
TDs - 6 - 3x last Curtis Painter vs. Eastern Illinois, 9/8/2007
INTs - 6 - Dale Samuels vs. Miami (Fla.), 10/14/1950
Longest - 99 - Brees to Sutherland vs. Northwestern, 9/25/1999

Receiving

Receptions - 21 - Chris Daniels vs. Michigan State, 10/16/1999
Yards - 301 - Chris Daniels vs. Michigan State, 10/16/1999
TDs - 4 - Reggie Arnold vs. Iowa, 10/22/1977

Defense/Special Teams

FG Made - 5 - Rick Anderson vs. Michigan State, 10/25/1980
Longest FG - 59 - 2x last Carson Wiggs vs. Toledo, 9/5/2009
Interceptions - 3 - last Anthony Brown vs. Nebraska, 10/31/2015
Punt Return Long - 92 - Phil Mateja vs. Iowa, 10/6/1951
KO Return Long - 100 - 2x last Jimmy Smith vs. Stanford, 9/12/1981
Longest Fum. Ret - 90 - 2x last Danny Ezechukwu vs. Va. Tech, 9/19/2015
Longest Punt - 84 - George Fowler (Indiana), 11/21/1936



OFFENSIVE STARTERS

	QB	RB/WR	TE/WR	WR/TE/FB	WR	WR	LT	LG	C	RG	RT
PENN STATE	O'Connell	Doerue	Durham	Sheffield	Thompson	Jones	E. Miller	Holstege	Hartwig	Mbow	Craig
INDIANA STATE	O'Connell	Doerue	Durham	Tracy Jr.	Thompson	Jones	E. Miller	Holstege	Hartwig	Mbow	Craig
Syracuse	O'Connell	Downing	Duharm	Sheffield	Rice	Jones	E. Miller	Holstege	Hartwig	Mbow	Craig
FAU	Burton	Downing	Durham	Sheffield	Tracy Jr.	Jones	E. Miller	Holstege	Hartwig	Mbow	D. Johnson
Minnesota	O'Connell	Downing	Durham	Furtney	Sheffield	Jones	E. Miller	Holstege	Hartwig	Mbow	D. Johnson
Maryland	O'Connell	Downing	Durham	Furtney	Sheffield	Jones	Moussa	Holstege	Hartwig	Mbow	E. Miller
NEBRASKA	O'Connell	Mockobee	Duhram	Rice	Tracy Jr.	Jones	Moussa	Holstege	Hartwig	Mbow	E. Miller
Wisconsin	O'Connell	Mockobee	Durham	Sowinski	Sheffield	Jones	Moussa	Holstege	Hartwig	Mbow	E. Miller
IOWA	O'Connell	Mockobee	Durham	Tracy Jr.	Sheffield	Jones	Moussa	Holstege	Hartwig	Mbow	E. Miller
Illinois	O'Connell	Rice	Burks	Tracy Jr.	Sheffield	Jones	Moussa	Holstege	Hartwig	Mbow	E. Miller
NORTHWESTERN											
Indiana											

DEFENSIVE STARTERS

	DE	DT	DT/DE	LB/DE	LB	LB	LB/DB	DB	DB	DB	DB
PENN STATE	J. Sullivan	Deen	L. Johnson	Jenkins	Graham	Douglas	Brothers	Trice	C. Allen	C. Jefferson	R. Taylor
INDIANA STATE	J. Sullivan	Boyd Jr.	L. Johnson	Jenkins	Brothers	Douglas	Kane	Trice	C. Allen	C. Jefferson	R. Taylor
Syracuse	J. Sullivan	Deen	L. Johnson	Jenkins	Brothers	Douglas	Kane	Trice	C. Allen	C. Jefferson	R. Taylor
FAU	J. Sullivan	Deen	L. Johnson	Jenkins	Brothers	Douglas	Kane	Trice	C. Allen	C. Jefferson	Brown
Minnesota	J. Sullivan	Deen	L. Johnson	Jenkins	Brothers	Douglas	Kane	Trice	C. Allen	C. Jefferson	R. Taylor
Maryland	J. Sullivan	Deen	L. Johnson	Jenkins	Fakasiieiki	Wahlberg	Graham	Trice	C. Allen	C. Jefferson	R. Taylor
NEBRASKA	J. Sullivan	Deen	L. Johnson	Jenkins	Fakasiieiki	Douglas	Graham	Trice	C. Allen	Kane	R. Taylor
Wisconsin	J. Sullivan	Deen	L. Johnson	Jenkins	Washington	Douglas	Graham	Trice	C. Allen	Kane	R. Taylor
IOWA	J. Sullivan	Deen	L. Johnson	Jenkins	Fakasiieiki	Douglas	Graham	Trice	Hampton	Kane	R. Taylor
Illinois	J. Sullivan	Deen	L. Johnson	Jenkins	Brothers	Douglas	Graham	Trice	C. Allen	Kane	R. Taylor
NORTHWESTERN											
Indiana											

CAREER STARTS

Player	Position	19	20	21	22	Total	Consecutive
Cam Allen	DB	--	5	13	9	27	1
Prince James Boyd Jr.	DT	--	--	--	1	1	
OC Brothers	LB/DB	--	--	--	6	6	1
Jamari Brown	DB	3 (at UK)	--	11	1	15	
Deion Burks	WR	--	--	--	1	1	1
Austin Burton	QB	1 (at UCLA)	--	--	1	1	
Cam Craig	OL	--	--	2	3	5	
Branson Deen	DL	--	4	11	9	25	8
Tee Densen	DB	--	--	1 (at Kanas St.)	--	1	
King Doerue	RB	8	0	6	2	16	
Dylan Downing	RB	--	--	--	4	4	
Kieren Douglas	LB	--	1	13	9	22	4
Payne Durham	TE	4	6	10	9	29	
Semisi Fakasiieiki	LB	--	4	1	2	8	
Stone Finau	OL	1 (at FIU)	5 (at FIU)	9 (at FIU)	--	15	
Ben Furtney	FB/LB	--	--	--	2/--	2/--	
Jalen Graham	LB	8	5	13	6	32	5
Bryce Hampton	DB	--	--	11 (at Adams St.)	--	12	
Gus Hartwig	OL	--	3	13	10	26	26
Spencer Holstege	OL	--	5	13	10	28	28
Scotty Humpich	LB	7 (at Murray St.)	7 (at Murray St.)	4 (at Murray St.)	--	18	
Chris Jefferson	DB	6 (at Findlay)	11 (at Findlay)	--	5	22	
Kydran Jenkins	LB	--	--	10	10	20	11
Daniel Johnson	OL	4	3	3	2	12	
Lawrence Johnson	DL	9	2	13	10	34	23
Charlie Jones	WR	1 (at Buffalo)	--	10 (at Iowa)	10	21	10
Sanoussi Kane	DB	--	--	1	8	8	8
Damarjhe Lewis	DL	--	--	2	--	2	
Marcus Mbow	OL	--	--	--	10	10	10
Eric Miller	OL	2	0	13	10	25	25
Garrett Miller	TE	--	1	4	--	5	
Devin Mockobee	RB	--	--	--	3	3	
Mahamane Moussa	OL	--	--	--	5	5	5
Aidan O'Connell	QB	3	3	9	9	24	6
Mershawn Rice	WR	--	--	--	3	3	1
TJ Sheffield	WR	--	--	4	8	12	3
Andrew Sowinski	WR	--	--	--	1	1	
Jack Sullivan	DL	--	2	3	10	15	13
Reese Taylor	DB	1 (at IU)	4 (at IU)	4 (at IU)	9	19	7
Broc Thompson	WR	4 (at Marshall)	4 (at Marshall)	3	2	13	
Tyrone Tracy	WR	--	4	4	5	13	2
Cory Trice	DB	5	6	2	10	23	10
Clyde Washington	LB	--	--	--	1	1	
DJ Washington	OL/DL	--	1	-	--	1	



GAME 11 NOTES • Purdue vs. Northwestern

GAME-BY-GAME PASSING

AIDAN O'CONNELL

Game	C-P-I	Pct.	Yds	TD	Long	Sack
PENN STATE	30-59-0	50.8	365	1	30	2-17
INDIANA STATE	17-19-0	89.5	211	4	36	0
Syracuse	39-56-1	69.6	424	3	55	0
FAU	-	-	-	-	-	-
Minnesota	27-40-2	67.5	199	0	28	2-10
Maryland	30-41-1	73.1	360	2	56	5-31
NEBRASKA	35-54-1	64.8	391	4	32	0-0
Wisconsin	31-46-3	67.3	320	1	29	2-13
IOWA	20-43-2	46.5	168	0	41	3-29
Illinois	25-40-1	62.5	237	3	34	0
NORTHWESTERN						
Indiana						
Totals	254-398-11	63.8	2675	18	56	14-100

AUSTIN BURTON

Game	C-P-I	Pct.	Yds	TD	Long	Sack
PENN STATE	-	-	-	-	-	-
INDIANA STATE	3-3-0	100	33	0	15	0
Syracuse	-	-	-	-	-	-
FAU	21-29-1	72.4	166	3	28	1-6
Minnesota	-	-	-	-	-	-
Maryland	-	-	-	-	-	-
NEBRASKA	-	-	-	-	-	-
Wisconsin	-	-	-	-	-	-
IOWA	-	-	-	-	-	-
Illinois	-	-	-	-	-	-
NORTHWESTERN						
Indiana						
Totals	24-32-1	75.0	199	3	28	1-6

MICHAEL ALAIMO

Game	C-P-I	Pct.	Yds	TD	Long	Sack
PENN STATE	-	-	-	-	-	-
INDIANA STATE	4-5-0	80.0	37	0	19	0
Syracuse	-	-	-	-	-	-
FAU	1-2-0	50.0	0	0	0	0
Minnesota	-	-	-	-	-	-
Maryland	-	-	-	-	-	-
NEBRASKA	-	-	-	-	-	-
Wisconsin	-	-	-	-	-	-
IOWA	-	-	-	-	-	-
Illinois	-	-	-	-	-	-
NORTHWESTERN						
Indiana						
Totals	5-7-0	71.4	37	0	19	0

GAME-BY-GAME RUSHING (NO.-YDS.-TD)

Game	Total	PSU	ISU	SU	FAU	Minn.	Mary.	Neb.	Wisc.	Iowa	Ill.	NU	IU
Devin Mockobee	145-732-7	-	13-78-1	7-22-1	6-37-0	11-112-1	13-26-1	30-178-1	23-108-1	14-65-0	28-106-1		
Dylan Downing	68-286-4	4-12-0	11-57-1	10-22-0	15-113-1	10-32-1	8-13-1	-	-	9-35-0	1-2-0		
Kobe Lewis	30-101-0	-	12-44-0	1-3-0	4-22-0	2-7-0	1-1-0	3-10-0	5-21-0	1-1-0	1-2-0		
King Doerue	27-97-3	15-57-2	3-7-0	-	-	-	-	8-31-0	1-2-0	-	-		
Austin Burton	12-37-0	-	2-15-0	-	8-15-0	-	-	-	-	2-7-0	-		
Michael Alaimo	2-13-0	-	1-6-0	-	1-7-0	-	-	-	-	-	-		
Tyrone Tracy Jr.	2-3-0	-	-	-	-	-	1-22-0	-	-	1-5-0	-		
TJ Sheffield	2-1-0	1-7-0	-	1-6-0	-	-	-	-	-	-	-		

GAME-BY-GAME RECEIVING (NO.-YDS.-TD)

Game	Total	PSU	ISU	SU	FAU	Minn.	Mary.	Neb.	Wisc.	Iowa	Ill.	NU	IU
Charlie Jones	87-1010-10	12-153-1	9-133-3	11-188-1	9-59-2	6-55-0	3-15-0	12-132-2	10-105-0	10-104-0	4-66-1		
Payne Durham	48-481-6	3-43-0	1-7-0	9-83-2	4-17-0	4-21-0	7-109-1	5-30-0	6-66-1	2-35-0	7-70-2		
TJ Sheffield	31-347-3	4-49-0	-	5-45-0	2-22-1	2-20-0	4-48-0	5-70-2	3-21-0	-	6-72-0		
Mershawn Rice	16-214-1	3-59-0	-	2-31-0	-	-	-	2-29-0	3-36-0	-	1-5-0		
Tyrone Tracy Jr.	25-184-0	2-17-0	4-37-0	5-24-0	3-9-0	4-14-0	3-48-0	2-21-0	1-18-0	-	1-4-0		
Devin Mockobee	18-159-0	-	1-1-0	2-7-0	4-59-0	1-5-0	3-30-0	2-28-0	-	2-3-0	4-26-0		
Deion Burks	14-132-0	-	2-31-0	3-38-0	-	4-35-0	-	-	3-30-0	1-2-0	1-2-0		
Paul Piferi	7-89-1	-	1-26-1	2-8-0	-	1-18-0	1-12-0	-	1-23-0	1-2-0	-		
Dylan Downing	10-81-0	1-6-0	1-15-0	-	-	4-28-0	2-17-0	-	-	2-15-0	-		
King Doerue	6-57-0	2-10-0	1-7-0	-	-	-	-	2-38-0	1-2-0	-	-		
Andrew Sowinski	7-51-0	-	-	-	-	-	1-7-0	4-34-0	1-6-0	-	1-4-0		
Broc Thompson	3-28-0	3-28-0	-	-	-	-	-	-	-	-	-		
Ben Furtney	1-20-0	-	-	-	-	-	1-20-0	-	-	-	-		
Kobe Lewis	4-21-0	-	-	-	-	1-3-0	-	-	2-13-0	1-5-0	-		
Abdur-Rahmaan Yaseen	2-13-0	-	-	-	-	-	-	1-9-0	-	1-4-0	-		
Preston Terrell	2-12-0	-	2-12-0	-	-	-	-	-	-	-	-		
Alex Maxwell	1-8-0	-	1-8-0	-	-	-	-	-	-	-	-		
Drew Biber	1-6-0	-	1-6-0	-	-	-	-	-	-	-	-		
Collin Sullivan	1-6-0	-	1-6-0	-	-	-	-	-	-	-	-		

GAME-BY-GAME KICKING/PUNTING

Mitchell Fineran (Kick)

Game	PAT	FG	FGs
PENN STATE	4-4	1-1	36
INDIANA STATE	7-7	0-0	-
Syracuse	2-3	1-2	41(41)
FAU	4-4	0-1	(47)
Minnesota	2-2	2-2	43,25
Maryland	4-4	1-1	39
NEBRASKA	4-5	3-4	37,37(41),34
Wisconsin	3-3	1-2	(26), 36
IOWA	0-0	1-1	36
Illinois	4-4	1-2	(44), 25
NORTHWESTERN			
Indiana			
Totals	34-36	11-16	() indicates miss

Jack Ansell (Punt)

Game	No.-Avg.	Long	I20	TB	50+
PENN STATE	7-43.4	55	1	1	1
INDIANA STATE	2-43.5	46	0	0	0
Syracuse	3-40.0	44	1	0	0
FAU	3-55.3	67	1	1	2
Minnesota	5-46.6	54	1	2	3
Maryland	4-40.2	49	1	0	0
NEBRASKA	1-40.0	40	0	1	0
Wisconsin	3-42.3	44	1	0	0
IOWA	6-36.2	59	2	0	1
Illinois	4-44.8	59	0	0	1
NORTHWESTERN					
Indiana					
Totals	37-43.0	67	8	5	8

Brendan Cropsey (Punt)

Game	No.-Avg.	Long	I20	TB	50+
PENN STATE	1-41.0	41	0	0	0
INDIANA STATE	-	-	-	-	-
Syracuse	-	-	-	-	-
FAU	-	-	-	-	-
Minnesota	-	-	-	-	-
Maryland	-	-	-	-	-
NEBRASKA	-	-	-	-	-
Wisconsin	-	-	-	-	-
IOWA	1-47.0	47	-	-	-
Illinois					
NORTHWESTERN					
Indiana					
Totals	2-44.0	47	0	0	0





GAME-BY-GAME TACKLES (UA-AST-TOT)

Game	Total	PSU	ISU	SU	FAU	Minn.	Mary.	Neb.	Wisc.	Iowa	Ill.	NU	IU
Sanoussi Kane	42-10-52	1-2-3	6-1-7	6-1-7	1-1-2	3-2-5	6-0-6	1-1-2	5-0-5	5-1-6	8-1-9		
Cam Allen	28-6-34	4-2-6	2-0-2	4-1-5	4-0-4	1-3-4	3-0-3	4-0-4	2-0-2	3-0-3	1-0-1		
Jalen Graham	28-5-33	4-2-6	-	-	-	-	9-0-9	6-0-6	2-2-4	1-1-2	6-0-6		
Jacob Wahlberg	18-10-28	1-0-1	3-0-3	1-2-3	7-1-8	2-2-4	1-2-3	1-0-1	-	2-1-3	0-2-2		
Jack Sullivan	18-9-27	3-0-3	2-0-2	2-3-5	2-0-2	0-2-2	3-0-3	2-2-4	1-0-1	3-0-3	0-3-3		
Kieren Douglas	18-7-25	4-1-5	0-1-1	3-0-3	5-2-7	0-1-1	-	1-1-2	3-1-4	1-0-1	1-0-1		
OC Brothers	17-7-24	4-1-5	1-0-1	-	5-1-6	-	-	-	2-1-3	1-0-1	4-4-8		
Semisi Fakasiieiki	17-7-24	-	-	-	4-1-5	5-3-8	2-0-2	0-1-1	6-1-7	0-1-1	-		
Branson Deen	14-9-23	-	2-0-2	1-1-2	1-3-4	3-3-6	1-1-2	2-0-2	0-1-1	3-0-3	1-0-1		
Lawrence Johnson	11-11-22	0-1-1	1-1-2	1-0-1	2-2-4	2-1-3	1-0-1	0-1-1	0-1-1	2-1-3	2-3-5		
Reese Taylor	19-3-22	2-0-2	1-0-1	5-0-5	-	2-1-3	1-0-1	2-0-2	2-1-3	2-1-3	2-0-2		
Bryce Hampton	20-1-21	-	3-0-3	2-0-2	-	7-0-7	1-0-1	1-0-1	1-0-1	3-0-3	2-1-3		
Cory Trice	18-1-19	1-0-1	-	3-1-4	1-0-1	-	5-0-5	1-0-1	1-0-1	2-0-2	4-0-4		
Chris Jefferson	12-5-17	5-2-7	-	3-2-5	3-0-3	1-1-2	-	-	-	-	-		
Khordae Sydnor	14-3-17	2-1-3	4-0-4	-	-	1-1-2	3-0-3	-	1-0-1	1-1-2	2-0-2		
Kydran Jenkins	12-4-16	-	2-0-2	2-0-2	1-1-2	2-1-3	1-0-1	2-0-2	-	2-1-3	0-1-1		
Scotty Humpich	10-6-16	3-2-5	1-0-1	0-2-2	3-0-3	2-1-3	-	-	0-1-1	1-0-1	-		
Clyde Washington	10-4-14	4-1-5	-	0-1-1	-	1-0-1	3-0-3	2-0-2	0-1-1	-	0-1-1		
Nic Caraway	8-5-13	-	1-1-2	0-1-1	1-0-1	-	0-1-1	1-0-1	0-1-1	2-0-2	3-1-4		
Prince Boyd Jr.	6-6-12	2-3-5	2-0-2	1-2-3	-	-	1-0-1	-	-	-	0-1-1		
Jamari Brown	11-0-11	1-0-1	-	1-0-1	3-0-3	-	1-0-1	2-0-2	-	2-0-2	1-0-1		
Sulaiman Kpaka	5-5-10	-	0-1-1	-	0-1-1	2-0-2	1-0-1	1-2-3	0-1-1	1-0-1	-		
Mo Omonode	4-2-6	-	2-0-2	-	1-1-2	-	-	-	-	1-0-1	0-1-1		
Cole Brevard	3-3-6	-	-	0-1-1	1-0-1	-	1-0-1	-	0-1-1	1-0-1	0-1-1		
Ben Kruel	2-1-3	-	2-0-2	-	-	0-1-1	-	-	-	-	-		
Deion Burks	3-0-3	-	-	-	-	-	-	1-0-1	-	1-0-1	1-0-1		
Tyrone Tracy Jr.	3-0-3	-	-	1-0-1	1-0-1	-	-	-	-	-	1-0-1		
Kobe Lewis	2-0-2	-	-	-	-	-	1-0-1	1-0-1	-	-	-		
sDeion Burks	2-0-2	2-0-2	-	-	-	-	-	-	-	-	-		
Yanni Karlaftis	1-1-2	-	1-1-2	-	-	-	-	-	-	-	-		
Hudson Miller	1-0-1	-	1-0-1	-	-	-	-	-	-	-	-		
DJ Washington	1-0-1	-	1-0-1	-	-	-	-	-	-	-	-		
Nick Zecchino	1-0-1	-	-	-	1-0-1	-	-	-	-	-	-		
Greg Hudgins	0-1-1	-	-	0-1-1	-	-	-	-	-	-	-		
Antonio Stevens	0-1-1	-	-	-	-	0-1-1	-	-	-	-	-		
Dylan Downing	1-0-1	-	-	-	-	-	1-0-1	-	-	-	-		
Jah'von Grigsby	1-0-1	-	-	-	-	-	1-0-1	-	-	-	-		

GAME-BY-GAME TACKLES FOR LOSS (TFL-YARDS)

Game	Total	PSU	ISU	SU	FAU	Minn.	Mary.	Neb.	Wisc.	Iowa	Ill.	NU	IU
Khordae Sydnor	6.5-43	-	1.0-4	-	-	1.0-3	2.0-16	-	1.0-1	0.5-1	1.0-18		
Kydran Jenkins	5.5-22	-	1.0-6	1.0-1	1.0-1	1.5-6	-	1.0-7	-	-	-		
Jack Sullivan	5.5-40	-	1.0-8	-	-	0.5-3	-	1.0-7	1.0-8	2.0-14	-		
Branson Deen	3.5-21	-	1.0-6	-	-	0.5-4	-	1.0-9	-	1.0-2	-		
Sanoussi Kane	3.5-16	-	0.5-0	1.0-1	-	-	-	-	1.0-11	-	1.0-4		
Bryce Hampton	3.0-3	-	-	-	-	1.0-0	1.0-2	-	-	-	-		
Semisi Fakasiieiki	3.0-5	-	-	-	-	2.0-4	-	-	1.0-1	-	-		
Jalen Graham	3.0-21	-	-	-	-	-	1.0-3	2.0-17	-	-	1.0-1		
Lawrence Johnson	2.5-10	-	-	-	-	-	-	-	-	1.5-9	1.0-1		
Prince James Boyd Jr.	2.0-4	-	2.0-4	-	-	-	-	-	-	-	-		
Jamari Brown	2.0-1	-	-	-	1.0-1	-	1.0-0	-	-	-	-		
Scotty Humpich	1.5-6	1.5-6	-	-	-	-	-	-	-	-	-		
Cam Allen	1.5-10	0.5-1	-	-	-	-	-	-	-	1.0-9	-		
Kieren Douglas	1.5-6	-	0.5-1	1.0-5	-	-	-	-	-	-	-		
Sulaiman Kpaka	1.5-5	-	0.5-2	-	-	-	-	-	-	1.0-3	-		
Jacob Wahlberg	1.0-1	-	-	-	-	-	1.0-1	-	-	-	-		
Cory Trice	1.0-2	1.0-2	-	-	-	-	-	-	-	-	-		
Yanni Karlaftis	0.5-1	-	0.5-1	-	-	-	-	-	-	-	-		
Reese Taylor	0.5-2	-	-	-	-	0.5-2	-	-	-	-	-		

GAME-BY-GAME SACKS (SACKS-YARDS)

Game	Total	PSU	ISU	SU	FAU	Minn.	Mary.	Neb.	Wisc.	Iowa	Ill.	NU	IU
Jack Sullivan	4.0-33	-	1.0-8	-	-	-	-	1.0-7	1.0-8	1.0-10	-		
Kydran Jenkins	3.5-15	-	-	1.0-1	-	1.5-6	-	1.0-8	-	-	-		
Khordae Sydnor	3.0-20	-	1.0-4	-	-	-	2.0-16	-	-	0.5-1	1.0-18		
Branson Deen	2.5-10	-	1.0-6	-	-	0.5-4	-	1.0-9	-	-	-		
Jalen Graham	2.0-17	-	-	-	-	-	-	1.0-14	-	-	-		
Lawrence Johnson	1.5-9	-	-	-	-	-	-	-	-	1.5-9	-		
Scotty Humpich	1.0-6	1.0-6	-	-	-	-	-	-	-	-	-		
Jamari Brown	1.0-0	-	-	-	-	-	1.0-0	-	-	-	-		
Sanoussi Kane	1.0-11	-	-	-	-	-	-	-	1.0-11	-	-		
Kieren Douglas	1.0-5	-	-	1.0-5	-	-	-	-	-	-	-		
Yanni Karlaftis	0.5-1	-	0.5-1	-	-	-	-	-	-	-	-		
Sulaiman Kpaka	0.5-2	-	0.5-2	-	-	-	-	-	-	-	-		
Prince James Boyd Jr.	0.5-2	-	-	-	-	-	-	-	-	-	0.5-2		
Mo Omonode	0.5-2	-	-	-	-	-	-	-	-	-	0.5-2		



GAME 11 NOTES • Purdue vs. Northwestern

TEAM GAME-BY-GAME

Game	PSU	ISU	SU	FAU	Minn.	Mary.	Neb.	Wisc.	Iowa	Ill.	NU	IU	Total
Points	31	56	29	28	20	31	43	24	3	31			296 - 29.6
	35	0	32	26	10	29	37	35	24	24			252 - 25.2
Total Offense	426	521	485	354	359	373	608	431	255	379			4,191-419.1
	406	145	306	419	304	387	476	381	376	303			3501-350.1
Total Plays	82	75	77	67	67	75	101	79	74	73			769
	73	56	65	73	59	63	52	50	58	65			614
Yards Per Play	5.3	6.9	6.3	5.3	5.4	5.0	6.0	5.5	6.5	5.2			5.4
	5.6	2.6	4.7	5.7	5.2	6.1	9.2	7.8	3.4	4.7			5.7
First Downs	26	28	25	21	18	23	38	22	17	25			243
	24	7	23	21	14	18	15	16	15	18			171
Rush Attempts	22	45	21	36	27	34	47	33	31	33			329
	32	36	35	43	26	25	23	29	35	33			317
Yards Rushing	61	232	61	188	160	13	217	111	87	142			1,271-127.2
	98	51	125	189	47	72	122	178	184	102			1,166-116.6
Yards Per Rush	2.8	5.2	2.9	5.2	5.9	0.4	4.6	3.4	2.8	4.3			3.9
	3.1	1.4	3.6	4.4	1.8	2.9	5.3	6.1	5.3	3.1			3.7
Rushing Touchdowns	2	3	1	1	2	2	1	2	0	1			15
	1	0	0	0	1	1	2	2	1	2			10
Passing Completions	30	25	39	22	27	30	35	31	20	25			284
	22	9	13	18	18	26	16	13	13	18			166
Passing Attempts	59	30	56	31	40	41	54	46	43	40			440
	41	20	30	30	33	38	29	21	23	32			297
Completion %	50.8	83.3	69.6	70.9	67.5	73.2	64.8	67.4	46.5	62.5			64.5
	53.6	45.0	43.3	60.0	54.6	68.4	55.2	61.9	56.5	56.3			55.9
Passing Yards	365	289	424	166	199	360	391	320	168	237			2,919-291.9
	308	94	181	230	257	315	354	203	192	201			2,335-233.5
Passing Touchdowns	1	4	3	3	0	2	4	1	0	3			21
	4	0	3	3	0	3	2	2	2	1			20
Had Intercepted	0	0	1	1	2	1	1	3	2	1			12
	1	2	0	1	3	1	2	0	0	1			11
Field Goals	1-1	0-0	1-2	0-1	2-2	1-1	3-4	1-2	1-1	1-2			11-16
	0-0	0-0	1-2	2-2	1-2	1-2	3-3	0-0	1-2	1-1			10-14
Punting No.-Avg.	7-43.4	3-42.7	3-40.0	3-55.3	5-46.6	4-40.2	2-27.5	3-42.3	7-37.7	4-44.8			40-42.4
	8-46.9	9-38.8	6-43.3	4-42.8	5-43.0	5-40.4	4-42.0	6-42.3	8-51.8	7-42.0			61-43.4
Time of Possession	29:16	31:47	32:18	30:33	32:22	32:11	42:42	35:00	31:58	32:15			33:02
	30:44	28:13	27:35	29:27	27:38	27:29	17:18	25:00	28:02	27:45			26:57
Third Downs	5-16	9-15	10-17	3-12	4-14	8-13	9-18	5-16	2-16	5-13			60-150-40%
	5-14	3-16	3-13	5-16	4-12	6-15	3-9	2-8	4-14	5-13			40-130-31%
Fourth Downs	2-2	1-3	1-2	1-2	0-0	0-0	2-2	3-4	2-5	1-2			13-22
	1-1	0-1	1-1	1-2	0-1	0-1	0-0	0-0	0-0	0-0			3-8
Red-Zone Scoring	4-4	5-5	3-4	4-4	3-3	5-5	6-7	4-5	1-1	4-4			39-42-93%
	3-3	0-2	1-1	4-5	1-3	3-3	4-4	2-2	2-2	4-4			24-29-83%
Red Zone TDs-FGs	3-1	5-0	3-0	4-0	2-1	4-1	3-3	3-1	0-1	3-1			30-9
	3-0	0-0	1-0	3-1	1-0	3-0	2-2	2-0	1-1	3-1			19-5
Turnovers	1	1	1	2	3	3	1	3	2	1			18
	1	3	0	2	3	1	2	1	0	1			14
Points off Turnovers	7	14	0	7	0	7	9	7	0	3			54
	7	0	7	7	3	0	0	14	10	0			48
Penalties	9-92	3-14	13-138	5-55	4-55	6-65	2-14	4-40	4-31	6-80			56-583-58.3
	5-56	4-39	9-74	6-77	3-30	9-76	4-40	9-82	6-60	12-121			67-654-65.4
Punt Returns	1-0-0	3-6-0	2-21-0	3-49-0	1-11-0	3-2-0	2-16-0	2-16-0	0-0-0	1-8-0			18-72-0
	2-1-0	1-24-0	3-13-0	1-7-0	2-24-0	1-1-0	0-0-0	2-4-0	1-17-0	1-0-0			14-64-0
Kick Returns	3-43-0	0-0-0	0-0-0	5-115-0	1-20-0	3-71-0	2-18-0	1-24-0	3-43-0	2-19-0			20-177
	4-70-0	0-0-0	1-17-0	0-0-0	1-25-0	4-80-0	5-111-0	1-0-0	0-0-0	3-55-0			19-19.4
Interception Returns	1-72-1	2-67-1	0-0-0	1-55-0	3-43-0	1-0-0	2-15-0	0-0-0	0-0-0	1-0-0			11-22.9-2
	0-0-0	0-0-0	1-17-1	1-13-0	2-0-0	1-0-0	1-0-0	3-48-1	2-0-0	1-16-0			12-78-0
Fumble-Lost	1-1	2-1	0-0	2-1	1-1	3-2	0-0	0-0	0-0	0-0			8-6
	0-0	2-1	2-0	2-1	1-0	0-0	1-0	1-1	0-0	1-0			11-4
Sacks	1-6	4-21	1-1	0-0	2-10	3-16	4-38	2-19	3-20	2-22			23-158
	2-17	0-0	1-6	1-6	2-3	5-31	0-0	2-13	3-29	0-0			16-105
Tackles-for-Loss	3-9	8-32	3-7	2-2	7-23	6-22	5-41	4-21	7-38	5-28			50-223
	3-21	2-9	3-15	4-11	3-4	8-39	2-5	4-16	5-39	4-5			38-164
Breakups	6	2	7	3	6	4	2	1	2	3			39
	16	2	5	1	6	4	3	3	6	4			54

GAME-BY-GAME LEADERS

Game	Rushing Attempts	Rushing Yards	Passing Yards	Receptions	Receiving Yards	All-Purpose Yards	Tackles	Tackles For Loss
PENN STATE	Doerue - 15	Doerue - 57	O'Connell - 365	Jones - 12	Jones - 153	Jones - 196	Jefferson - 7	Humphich - 1.5
INDIANA STATE	Mockobee - 13	Mockobee - 78	O'Connell - 211	Jones - 9	Jones - 133	Jones - 139	Kane - 7	Boyd Jr. - 2.0
Syracuse	Downing - 10	Downing/Mockobee - 22	O'Connell - 424	Jones - 11	Jones - 188	Jones - 188	Kane - 7	3 Tied - 1.0
FAU	Downing - 15	Downing - 113	Burton - 166	Jones - 9	Jones/Mockobee - 59	Jones - 143	Wahlberg - 8	Brown/Jenkins - 1.0
Minnesota	Mockobee - 11	Mockobee - 112	O'Connell - 199	Jones - 6	Jones - 55	Mockobee - 117	Fakasiieiki - 8	Fakasiieiki - 2.0
Maryland	Mockobee - 13	Mockobee - 26	O'Connell - 360	Durham - 7	Durham - 109	Durham - 109	Graham - 9	Sydnor - 2.0
NEBRASKA	Mockobee - 30	Mockobee - 178	O'Connell - 391	Jones - 12	Jones - 132	Mockobee - 206	Graham - 6	Graham - 2.0
Wisconsin	Mockobee - 23	Mockobee - 108	O'Connell - 320	Jones - 10	Jones - 105	Jones - 121	Fakasiieiki - 7	4 Tied - 1.0
IOWA	Mockobee - 14	Mockobee - 75	O'Connell - 168	Jones - 11	Jones - 104	Jones - 104	Kane - 6	Sullivan - 2
Illinois	Mockobee - 28	Mockobee - 106	O'Connell - 237	Durham - 7	Sheffield - 72	Mockobee - 132	Kane - 9	4 Tied - 1.0
NORTHWESTERN								
Indiana								





DRIVE CHART (PURDUE/OPPONENT)

Game	Possessions	TDs	FGs Made	FGs Attempted	Fum.	Int.	Safety	Punt	Downs	Half	Game	80+Yard	3-And Out
PENN STATE	13/14	3/5	1/0	1/0	1/0	0/1	0/0	7/8	0/0	0/0	1/0	1/1	4/3
INDIANA STATE	12/15	7/0	0/0	0/0	0/1	0/2	0/0	3/9	2/1	0/1	0/1	0/0	1/9
Syracuse	13/11	4/3	1/1	2/2	0/0	1/0	0/0	3/5	1/0	1/0	1/0	0/1	2/3
FAU	12/12	4/3	0/2	1/2	1/1	1/1	0/0	3/4	1/0	0/1	1/0	0/1	1/4
Minnesota	13/13	2/1	2/1	2/2	1/0	2/3	0/0	5/5	0/1	0/1	1/0	0/0	4/3
Maryland	14/13	4/4	1/1	1/2	1/0	1/1	0/0	4/5	0/1	1/0	1/0	0/0	4/3
NEBRASKA	13/13	4/4	3/3	4/3	0/0	1/2	0/0	2/4	0/0	0/0	1/0	1/0	0/3
Wisconsin	13/11	3/4	1/0	2/0	0/0	3/0	0/0	3/6	1/0	1/0	0/1	2/1	1/2
IOWA	14/13	0/3	1/1	1/2	0/0	2/0	0/0	7/8	3/0	1/0	1/0	1/0	1/4
Illinois	13/13	4/3	1/1	2/1	0/0	1/1	0/0	4/7	1/0	0/1	1/0	1/0	3/5
NORTHWESTERN													
Indiana													
TOTALS	130/128	36/31	11/10	16/14	4/2	12/11	0/0	41/61	9/3	4/4	8/1	5/2	20/37

SCORING DRIVES

vs. PENN STATE (4)						at WISCONSIN (4)					
Qtr	Res.	Players/Play	Plays	Yards	TOP	Qtr	Res.	Players/Play	Plays	Yards	TOP
1	FG	Fineran 36-yard field goal	10	73	4:30	2	FG	Fineran 36-yard field goal	13	71	5:15
2	TD	Doerue 3-yard rush	9	75	3:26	3	TD	O'Connell to Durham 8-yard pass	4	21	1:55
3	TD	Doerue 2-yard rush	9	75	3:44	4	TD	Mockobee 1-yard rush	12	81	5:30
3	TD	O'Connell to Jones 7-yard pass	10	81	4:40	4	TD	O'Connell 1-yard rush	9	87	2:23

vs. INDIANA STATE (7)						vs. IOWA (1)					
Qtr	Res.	Players/Play	Plays	Yards	TOP	Qtr	Res.	Players/Play	Plays	Yards	TOP
1	TD	Doerue 4-yard rush	4	30	1:33	1	FG	Fineran 34-yard field goal	11	53	4:27
1	TD	O'Connell to Jones 7-yard pass	6	58	2:09						
1	TD	O'Connell to Piferi 26-yard pass	3	43	1:13						
2	TD	O'Connell to Jones 36-yard pass	4	61	1:18						
						at ILLINOIS (5)					
2	TD	O'Connell to Jones 5-yard pass	5	48	1:20	1	TD	Mockobee 6-yard rush	5	55	2:01
3	TD	Downing 1-yard rush	12	75	5:45	2	TD	O'Connell to Jones 32-yard pass	2	63	0:18
4	TD	Mockobee 14-yard rush	12	73	4:52	3	TD	O'Connell to Durham 5-yard pass	19	90	4:56

at SYRACUSE (5)						vs. NORTHWESTERN					
Qtr	Res.	Players/Play	Plays	Yards	TOP	Qtr	Res.	Players/Play	Plays	Yards	TOP
1	TD	Mockobee 15-yard rush	10	75	4:54						
2	FG	Fineran 41-yard field goal	11	67	5:05						
4	TD	O'Connell to Durham 11-yard pass	11	75	5:46						
4	TD	O'Connell to Jones 55-yard pass	4	75	1:27						
4	TD	O'Connell to Durham 12-yard pass	7	56	1:39						
at INDIANA											

vs. FAU (4)						at INDIANA					
Qtr	Res.	Players/Play	Plays	Yards	TOP	Qtr	Res.	Players/Play	Plays	Yards	TOP
1	TD	Burton to Jones 7-yard pass	10	77	5:08						
2	TD	Burton to Jones 12-yard pass	7	75	0:59						
3	TD	Downing 2-yard rush	6	48	2:38						
4	TD	Burton to Sheffield 4-yard pass	7	35	3:12						

at MINNESOTA (4)					
Qtr	Res.	Players/Play	Plays	Yards	TOP
1	TD	Downing 2-yard rush	10	68	4:26
1	FG	Fineran 43-yard field goal	4	4	1:29
4	FG	Fineran 25-yard field goal	12	70	5:07
4	TD	Mockobee 2-yard rush	2	70	0:45

at MARYLAND (5)						
Qtr	Res.	Players/Play	Plays	Yards	TOP	
1	FG	Fineran 39-yard field goal	12	53	5:41	
2	TD	Downing 1-yard rush	11	65	4:48	
2	TD	O'Connell to Rice 4-yard pass	10	75	4:06	
4	TD	O'Connell to Durham 4-yard pass	10	66	4:21	
4	TD	Mockobee 1-yard rush	5	60	1:10	

vs. NEBRASKA (8)						
Qtr	Res.	Players/Play	Plays	Yards	TOP	
1	TD	O'Connell to Sheffield 2-yard pass	9	80	3:40	
1	FG	Fineran 37-yard field goal	9	39	3:00	
2	TD	O'Connell to Jones 31-yard pass	7	75	3:12	
2	FG	Fineran 37-yard field goal	4	5	0:46	
2	TD	Mockobee 1-yard rush	7	39	2:13	
3	TD	O'Connell to Sheffield 28-yard pass	6	75	2:59	
4	FG	Fineran 34-yard field goal	15	72	6:41	
4	TD	O'Connell to Jones 2-yard pass	6	62	2:08	

SCORING DRIVE/TOUCHDOWN LENGTHS

Drives					Touchdowns					
	Purdue		Opponent		Purdue			Opponent		
Yardage	TD	FG	TD	FG	Ru.	Pa.	Other	Ru.	Pa.	Other
0-9	2				13	11		7	4	
10-19			1		2	4		1	7	1
20-29	1	1		1	2			5		
30-39	3	1		1	3			1	1	
40-49	3		1	2	1			1		
50-59	3	2	6	3				1		
60-69	7	1	5	1		1		2		
70-79	14	4	10	2		1	1	1		
80-89	4		6							
90-99	1		2							

OPENING DRIVES - OFFENSE/DEFENSE

	1st Half	2nd Half
Penn State	Punt/Punt	Touchdown/Punt
Indiana State	Touchdown/Fumble	Touchdown/Punt
Syracuse	Downs/Punt	Punt/Punt
FAU	Touchdown/Punt	Touchdown/Punt
Minnesota	Touchdown/Punt	Punt/Touchdown
Maryland	Punt/Touchdown	Fumble/Punt
Nebraska	Interception/Punt	Punt/Touchdown
Wisconsin	Interception/Touchdown	Interception/Touchdown
Iowa	Punt/Punt	Punt/Touchdown
Illinois	Downs/Touchdown	Touchdown/Punt
Northwestern		
Indiana		

SCORING COMPARISON


	Purdue				Opponent			
	Pass	Rush	Other		Pass	Rush	Other	
	TDs	TDs	TDs	FGs	TDs	TDs	TDs	FGs
Penn State	1	2	1	1	4	1	-	-
Indiana State	4	3	1	-	-	-	-	-
Syracuse	3	1	-	1	3	-	1	1
FAU	3	1	-	-	3	-	-	2
Minnesota	-	2	-	2	-	1	-	1
Maryland	2	2	-	1	3	1	-	1
Nebraska	4	1	-	3	2	2	-	3
Wisconsin	1	2	-	1	2	2	1	-
Iowa	-	-	-	1	2	1	-	1
Illinois	3	1	-	1	1	2	-	1
Northwestern								
Indiana								
TOTALS	21	15	2	11	20	10	2	10



GAME 11 NOTES • Purdue vs. Northwestern

REDZONE RECAP

Yardage	Purdue			Opponent		
	Scores/Chances	Results	Pct.	Scores/Chances	Results	Pct.
Penn State	4-4	3 TDs, 1 FG	100%	3-3	3 TDs	100%
Indiana State	5-5	5 TDs	100%	0-2	Downs, Int.	0%
Syracuse	3-4	3 TDs, Downs	75%	1-1	1 TD	100%
FAU	4-4	4 TDs	100%	4-5	3 TDs, 1 FG, Int.	80%
Minnesota	3-3	2 TDs, 1 FG	100%	1-3	1 TD, 1 FG Miss, 1 Int.	33%
Maryland	5-5	4 TDs, 1 FG	100%	3-3	3 TDs	100%
Nebraska	6-7	3 TDs, 3 FGs, 1 FGM	85.7%	4-4	2 TDs, 2 FGs	100%
Wisconsin	4-5	3 TDs, 1 FG, 1 FG Miss	80.0%	2-2	2 TDs	100%
Iowa	1-1	1 FG	100%	2-2	1 TD, 1 FG	100%
Illinois	4-4	3 TDs, 1 FG	100%	4-4	3 TDs, 1 FG	100%
Northwestern						
Indiana						
TOTALS	39-42	30 TDs, 9 FG, 2 FG Miss	92.9%	24-29	19 TDs, 5 FG, 1 FG Miss	82.8%
		Downs			Downs, 3 Ints.	



PURDUE TAKEAWAYS/GIVEAWAYS

	Purdue Takeaways				Opponent Takeaways				Diff.
	Fum	Int	Tot	Pts	Fum	Int	Tot	Pts.	
Penn State	-	1	1	7	1	-	1	7	0
Indiana State	1	2	3	14	1	0	1	0	+3
Syracuse	0	0	0	0	0	1	1	7	-1
FAU	1	1	2	7	1	1	2	7	0
Minnesota	0	3	3	0	1	2	3	3	0
Maryland	0	1	1	7	2	1	3	0	-2
Nebraska	0	2	2	9	0	1	1	0	+1
Wisconsin	0	0	0	0	0	2	2	10	-2
Iowa	0	0	0	0	0	2	2	10	-2
Illinois	0	1	1	3	0	1	1	0	0
Northwestern									
Indiana									
TOTALS	2	11	13	47	6	9	17	44	-4

CONVERSION CHART (PURDUE/OPP)

	Overall	3RD DOWN					Overtime	Overall	4TH DOWN					Overtime
		1st Qtr	2nd Qtr	3rd Qtr	4th Qtr				1st Qtr	2nd Qtr	3rd Qtr	4th Qtr		
Penn State	5-16 / 5-14	0-2 / 2-5	1-3 / 2-3	2-4 / 0-2	2-7 / 1-4	-		2-2 / 1-1	0-0 / 0-0	0-0 / 1-1	1-1 / 0-0	1-1 / 0-0		
Indiana State	9-15 / 3-16	0-2 / 2-5	2-4 / 1-4	4-5 / 0-4	1-4 / 0-4	-		1-3 / 0-2	0-1 / 0-0	0-0 / 0-1	1-1 / 0-0	0-2 / 0-0		
Syracuse	10-17 / 3-13	3-4 / 0-2	1-3 / 0-3	1-4 / 3-5	5-6 / 0-3	-		1-2 / 1-1	0-1 / 0-0	0-0 / 0-0	1-1 / 0-0	0-0 / 1-1		
FAU	3-12 / 5-16	3-4 / 0-3	0-2 / 2-5	0-3 / 1-3	0-3 / 2-5	-		1-2 / 1-2	0-0 / 0-0	0-1 / 1-1	0-0 / 0-0	1-1 / 0-1		
Minnesota	4-14 / 4-12	1-3 / 0-2	1-5 / 2-5	1-3 / 2-3	1-3 / 0-2	-		0-0 / 0-1	0-0 / 0-1	0-0 / 0-0	0-0 / 0-0	0-0 / 0-0		
Maryland	8-13 / 6-15	3-5 / 0-1	1-3 / 1-4	2-2 / 1-4	2-3 / 4-6	-		5-9 / 0-1	0-0 / 0-0	0-0 / 0-0	0-0 / 0-1	0-0 / 0-0		
Nebraska	9-18 / 3-9	3-4 / 1-3	0-2 / 0-2	3-5 / 1-3	3-7 / 1-1	-		2-2 / 0-0	0-0 / 0-0	0-0 / 0-0	0-0 / 0-0	2-2 / 0-0		
Wisconsin	5-16 / 2-8	2-5 / 2-2	1-4 / 0-3	0-4 / 0-1	2-3 / 0-2	-		3-4 / 0-0	0-0 / 0-0	1-2 / 0-0	0-0 / 0-0	2-2 / 0-0		
Iowa	2-16 / 4-14	0-3 / 2-4	1-4 / 2-4	0-4 / 0-3	1-5 / 0-3	-		2-5 / 0-0	0-0 / 0-0	0-1 / 0-0	1-2 / 0-0	1-2 / 0-0		
Illinois	5-13 / 5-13	1-3 / 0-2	1-3 / 2-4	2-2 / 3-4	1-5 / 0-3	-		1-2 / 0-0	0-1 / 0-0	0-0 / 0-0	0-0 / 0-0	1-1 / 0-0		
Northwestern														
Indiana														
TOTALS	60-150 / 40-130	18-35 / 9-29	9-33 / 12-37	15-36 / 11-31	18-47 / 8-33			13-22 / 3-8	0-2 / 0-2	1-4 / 2-3	4-5 / 0-1	8-11 / 1-2		

BIG PLAY TRACKER (PLAYS OF 30 YARDS OR MORE)

Yds	Type	Players	Opponent
72	Int	Chris Jefferson*	Penn State
68	Rush	Devin Mockobee	Minnesota
65	Int	Cam Allen*	Indiana State
56	Pass	O'Connell to Durham	Maryland
55	Pass	O'Connell to Jones*	Syracuse
51	Pass	O'Connell to Jones	Syracuse
41	Pass	O'Connell to Jones	Iowa
36	Pass	O'Connell to Jones*	Indiana State
37	KOR	Deion Burks	FAU
34	KOR	Deion Burks	Maryland
34	Pass	O'Connell to Sheffield	Illinois
32	Pass	O'Connell to Jones*	Illinois
32	Pass	O'Connell to Tracy Jr.	Maryland
32	Pass	O'Connell to Doerue	Nebraska
31	Pass	O'Connell to Jones*	Nebraska
30	Pass	O'Connell to Burks	Syracuse
30	Pass	O'Connell to Jones	Penn State
30	Rush	Dylan Downing	FAU
30	Rush	Devin Mockobee	Wisconsin

* Touchdown scored on play

LONG PLAYS BY YARDS

	No.	TD
100+		
90-99		
80-89		
70-79	1	1
60-69	2	1
50-59	3	1
40-49	1	
30-39	12	3

LONG PLAYS OF THE YEAR

Rushing	68	Devin Mockobee at Minnesota
Rushing TD	15	Devin Mockobee at Syracuse
Passing	55	Aidan O'Connell to Charlie Jones at Syracuse
Passing TD	55	Aidan O'Connell to Charlie Jones at Syracuse
Punt Return	40	Charlie Jones vs. FAU
Kick Return	37	Deion Burks vs. FAU
INT Return	72	Chris Jefferson vs. Penn State*
Fumble Return	29	Sanoussi Kane vs. FAU
Punt	67	Jack Ansell vs. FAU
Field Goal	43	Mitchell Fineran at Minnesota

LONG PLAYS BY PLAYER

	No.	TD	Rush	Rec.	KR	Pr	Int	Fum
Cam Allen	1	1	-	-	-	-	1	-
Deion Burks	3	-	-	1	2	-	-	-
King Doerue	1	-	-	1	-	-	-	-
Dylan Downing	1	-	1	-	-	-	-	-
Payne Durham	1	-	-	1	-	-	-	-
Devin Mockobee	2	-	2	-	-	-	-	-
Chris Jefferson	1	1	-	-	-	-	1	-
Charlie Jones	7	4	-	7	-	-	-	-
TJ Sheffield	1	-	-	1	-	-	-	-
Tyrone Tracy Jr.	1	-	-	1	-	-	-	-
TOTALS	17	5	3	10	2	-	2	

LONG PLAYS BY QUARTERBACK (PASS)

	No.	TD	30-39	40-59	60-79	80-99	Rush
Aidan O'Connell	12	4	8	4			





MISC. RECEIVING STATS

Games with a Reception

Player	18	19	20	21	22	Total
Drew Biber					1	1
Deion Burks				1	7	8
Elijah Canion			1	3		4
King Doerue		5	1	7	4	17
Dylan Downing			1	9	5	15
Payne Durham		7	6	10	9	22
Ben Furtney					1	1
Charlie Jones	11*			11*	10	32
Kobe Lewis		10*	4*		3	17
Alex Maxwell				1		1
Garrett Miller			2	8		10
Devin Mockobee					8	8
Paul Piferi				3	6	9
Mershawn Rice				2	6	8
TJ Sheffield	1	2	10	8	21	21
Andrew Sowinski				2	4	6
Collin Sullivan				1	1	2
Preston Terrell					1	1
Broc Thompson		7*	4*	12	1	24
Tyrone Tracy Jr.	1*	11*	6*	7*	9	34
Abdur-Rahmaan Yaseen				2	2	4

Games with 5+ Catches

Player	19	20	21	22	Total
Payne Durham			5	5	10
King Doerue			2		2
Charlie Jones				8	8
Kobe Lewis	1*	2*			3
Garrett Miller			1		1
Mershawn Rice				1	1
TJ Sheffield			1	3	4
Broc Thompson	1*	1*	1		3
Tyrone Tracy Jr.	3*		1*	1	5

Games with 100 Yards Receiving

Player	19	20	21	22	Total
Payne Durham			2	1	3
Charlie Jones			1*	6	7
Broc Thompson			1		1
Tyrone Tracy	1*				1

Games with a Receiving Touchdown

Player	18	19	20	21	22	Total
Elijah Canion			1			1
King Doerue		2				2
Payne Durham		4	3	4	4	15
Charlie Jones	3*			3*	6	12
Kobe Lewis				1*		1
Garrett Miller			2			2
Paul Piferi				1	1	2
Mershawn Rice				1	1	2
TJ Sheffield				5	2	7
Broc Thompson				3		3
Tyrone Tracy Jr.		3*	1*	1*		5

Games with Multiple Receiving Touchdowns

Player	19	20	21	22	Total
Payne Durham			2	2	4
Charlie Jones				3	3
TJ Sheffield				1	1
Broc Thompson			1		1

30-Yard Receptions at Purdue

Player	19	20	21	22	Total
King Doerue			1		1
Payne Durham	1		3	1	5
Charlie Jones				7	7
Garrett Miller			1		1
TJ Sheffield			1	1	2
Broc Thompson			3		3
Abdur-Rahmaan Yaseen			1		1

50-Yard Receptions at Purdue

Player	19	20	21	22	Total
Payne Durham			3	1	4
Charlie Jones				2	2
Broc Thompson			2		2

* At a previous school

MISC. PASSING STATS

Games 30+ Completions

Player	19	20	21	22	Total
Aidan O'Connell	1	1	5	5	12

Games without an Interception (Games w/min. 20 passing attempts)

Player	19	20	21	22	Total
Austin Burton	1(1)			(1)	1(2)
Aidan O'Connell	(3)	2(3)	6(9)	1(8)	9(23)

Games 300-Yards Passing

Player	19	20	21	22	Total
Aidan O'Connell	1	1	6	5	13

Games with Multiple Passing Touchdowns

Player	19	20	21	22	Total
Austin Burton				1	1
Aidan O'Connell	3	3	8	5	19

Completions 30 Yards or More at Purdue

Player	19	20	21	22	Total
Aidan O'Connell	5	3	20	12	40

Completions 50 Yards or More at Purdue

Player	19	20	21	22	Total
Aidan O'Connell	1	0	8	3	12

MISC. RUSHING STATS

Games with 100-Yards Rushing

Player	19	20	21	22	Total
Dylan Downing				1	1
Devin Mockobee				4	4
Kobe Lewis	5*	3*			8

Games with a Rushing Touchdown

Player	19	20	21	22	Total
King Doerue	4		2	2	7
Dylan Downing				4	4
Kobe Lewis	8*	4*			12
Devin Mockobee				7	7
Aidan O'Connell			1	1	2
Tyrone Tracy Jr.	1*		1*		2

Games with Multiple Rushing Touchdowns

Player	19	20	21	22	Total
King Doerue	1			1	2
Dylan Downing			1		1
Kobe Lewis	3*	2*			5

20-Yard Rushes at Purdue

Player	19	20	21	22	Total
King Doerue	1		3	2	6
Devin Mockobee				4	4
Dylan Downing			1		1

MISC. DEFENSIVE STATS

Games with Double-Digit Tackles

Player	19	20	21	22	Total
Kieran Douglas			1		1
Jalen Graham			1		1
Chris Jefferson			1		1

Games with a Tackle for Loss (including assisted TFLs)

Player	18	19	20	21	22	Total
Cam Allen		2	2	1	2	7
Joe Anderson				1		1
Prince James Boyd Jr.					1	1
O.C. Brothers				3		3
Jamari Brown					2	2
Branson Deen		1	4		4	9
Tee Denson			1*			1
Kieran Douglas			2	3	2	7
Samisi Fakasiieki	1	2	1		2	6
Jalen Graham		1	1	4	3	9
Bryce Hampton					2	2
Scotty Humpich		6*	4*	2*	1	13

MISC. DEFENSIVE STATS CONT.

Chris Jefferson	2*		2		4
Kydran Jenkins			5	5	10
Lawrence Johnson			3	3	6
Sanoussi Kane				4	4
Yanni Karlaftis				1	1
Sulaiman Kpaka				1	1
Damarjhe Lewis			1		1
Jack Sullivan		1	3	5	9
Khordae Sydnor				6	6
Reese Taylor	1*	3*	2*		7
Cory Trice	1	1		1	3
Jacob Wahlberg				1	1

Games with Multiple Tackles for Loss

Player	19	20	21	22	Total
Prince James Boyd Jr.				1	1
Branson Deen		1	4		5
Semisi Fakasiieki				1	1
Jalen Graham				1	1
Scotty Humpich	2*	1*	1*		5
Kydran Jenkins			2	1	3
Lawrence Johnson			1	1	2
Jack Sullivan		1	1	1	3
Khordae Sydnor				1	1
Reese Taylor		1*	1*		2

Games with a Sack (including half sacks)

Player	19	20	21	22	Total
Prince James Boyd Jr.				1	1
Jamari Brown				1	1
Branson Deen		1	2	3	6
Kieran Douglas				1	1
Jalen Graham				1	1
Samisi Fakasiieki	1				1
Scotty Humpich	2*	2*	2*	1	7
Kydran Jenkins			5	3	8
Lawrence Johnson			1	1	2
Sanoussi Kane				1	1
Yanni Karlaftis				1	1
Sulaiman Kpaka				1	1
Mo Omonode				1	1
Jack Sullivan		1	2	4	7
Khordae Sydnor				4	4
Reese Taylor		1*	1*		2

Games with Multiple Sacks

Player	19	20	21	22	Total
Branson Deen		1	1		2
Scotty Humpich	1*				1
Kydran Jenkins				1	1
Lawrence Johnson				1	1
Jack Sullivan				1	1
Khordae Sydnor				1	1

Games with an Interception

Player	18	19	20	21	22	Total
Cam Allen		1	2	3	2	8
Jamari Brown					1	1
Tee Denson				1*		1
Kieran Douglas				1	1	2
Jalen Graham				1		1
Chris Jefferson	1*	6*	2*	1	2	12
Reese Taylor		1*	1*		1	3
Cory Trice		2			1	3
Jacob Wahlberg				1	1	2
Clyde Washington					1	1



SEASON HIGHS
PURDUE INDIVIDUAL SEASON HIGHS

RUSHES	30 Devin Mockobee vs. Nebraska (10/15/2022)
YARDS RUSHING	178 Devin Mockobee vs. Nebraska (10/15/2022)
TD RUSHES	2 King Doerue vs. Penn St. (09/01/2022)
LONG RUSH	68 Devin Mockobee at Minnesota (10/01/2022)
PASS ATTEMPTS	59 Aidan O'Connell vs. Penn St. (09/01/2022)
PASS COMPLETIONS	39 Aidan O'Connell at Syracuse (09/17/2022)
YARDS PASSING	424 Aidan O'Connell at Syracuse (09/17/2022)
TD PASSES	4 Aidan O'Connell vs. Nebraska (10/15/2022)
	4 Aidan O'Connell vs. Indiana St. (09/10/2022)
LONG PASS	56 Aidan O'Connell at Maryland (10/08/2022)
RECEPTIONS	12 Charlie Jones vs. Nebraska (10/15/2022)
	12 Charlie Jones vs. Penn St. (09/01/2022)
	188 Charlie Jones at Syracuse (09/17/2022)
YARDS RECEIVING	3 Charlie Jones vs. Indiana St. (09/10/2022)
TD RECEPTIONS	56 Payne Durham at Maryland (10/08/2022)
LONG RECEPTION	7 Jack Ansell vs. Penn St. (09/01/2022)
PUNTS	55.3 Jack Ansell vs. Fla. Atlantic (09/24/2022)
PUNTING AVG	67 Jack Ansell vs. Fla. Atlantic (09/24/2022)
LONG PUNT	2 Jack Ansell vs. Iowa (11/05/2022)
PUNTS INSIDE 20	40 Charlie Jones vs. Fla. Atlantic (09/24/2022)
LONG PUNT RETURN	37 Deion Burks vs. Fla. Atlantic (09/24/2022)
LONG KICKOFF RETURN	9 Sanoussi Kane at Illinois (11/12/2022)
TACKLES	9 Jalen Graham at Maryland (10/08/2022)
SACKS	2 Khordae Sydnor at Maryland (10/08/2022)
TACKLES FOR LOSS	2 Jack Sullivan vs. Iowa (11/05/2022)
	2 Jalen Graham vs. Nebraska (10/15/2022)
	2 Khordae Sydnor at Maryland (10/08/2022)
	2 Semisi Fakasiieiki at Minnesota (10/01/2022)
	2 Prince Boyd Jr. vs. Indiana St. (09/10/2022)

PURDUE TEAM SEASON HIGHS

RUSHES	47 vs. Nebraska (10/15/2022)
YARDS RUSHING	232 vs. Indiana St. (09/10/2022)
YARDS PER RUSH	5.9 at Minnesota (10/01/2022)
TD RUSHES	3 vs. Indiana St. (09/10/2022)
PASS ATTEMPTS	59 vs. Penn St. (09/01/2022)
PASS COMPLETIONS	39 at Syracuse (09/17/2022)
YARDS PASSING	424 at Syracuse (09/17/2022)
YARDS PER PASS	9.6 vs. Indiana St. (09/10/2022)
TD PASSES	4 vs. Indiana St. (09/10/2022)
	4 vs. Nebraska (10/15/2022)
TOTAL PLAYS	101 vs. Nebraska (10/15/2022)
TOTAL OFFENSE	608 vs. Nebraska (10/15/2022)
YARDS PER PLAY	6.9 vs. Indiana St. (09/10/2022)
POINTS	56 vs. Indiana St. (09/10/2022)
SACKS BY	4 vs. Indiana St. (09/10/2022)
	4 vs. Nebraska (10/15/2022)
FIRST DOWNS	38 vs. Nebraska (10/15/2022)
PENALTIES	13 at Syracuse (09/17/2022)
PENALTY YARDS	138 at Syracuse (09/17/2022)
TURNOVERS	3 at Wisconsin (10/22/2022)
	3 at Maryland (10/08/2022)
	3 at Minnesota (10/01/2022)
PUNTS	7 vs. Iowa (11/05/2022)
	7 vs. Penn St. (09/01/2022)
PUNTING AVG	55.3 vs. Fla. Atlantic (09/24/2022)
LONG PUNT	67 vs. Fla. Atlantic (09/24/2022)
PUNTS INSIDE 20	2 vs. Iowa (11/05/2022)
LONG PUNT RETURN	40 vs. Fla. Atlantic (09/24/2022)

OPPONENT INDIVIDUAL SEASON HIGHS

RUSHES	23 Chase Brown at Illinois (11/12/2022)
YARDS RUSHING	200 Kaleb Johnson vs. Iowa (11/05/2022)
TD RUSHES	2 Chase Brown at Illinois (11/12/2022)
LONG RUSH	75 Kaleb Johnson vs. Iowa (11/05/2022)
PASS ATTEMPTS	38 Taulia Tagovailoa at Maryland (10/08/2022)
PASS COMPLETIONS	26 Taulia Tagovailoa at Maryland (10/08/2022)
YARDS PASSING	354 Casey Thompson vs. Nebraska (10/15/2022)
TD PASSES	4 Sean Clifford vs. Penn St. (09/01/2022)
LONG PASS	72 Casey Thompson vs. Nebraska (10/15/2022)
RECEPTIONS	9 LaJohntay Wester vs. Fla. Atlantic (09/24/2022)
YARDS RECEIVING	237 Trey Palmer vs. Nebraska (10/15/2022)
TD RECEPTIONS	3 LaJohntay Wester vs. Fla. Atlantic (09/24/2022)
LONG RECEPTION	72 Trey Palmer vs. Nebraska (10/15/2022)
FIELD GOALS	3 Timmy Bleekrode vs. Nebraska (10/15/2022)
LONG FIELD GOALS	50 Andre Szmyt at Syracuse (09/17/2022)
PUNTS	8 Tory Taylor vs. Iowa (11/05/2022)
	8 Barney Amor vs. Penn St. (09/01/2022)
PUNTING AVG	51.8 Tory Taylor vs. Iowa (11/05/2022)
LONG PUNT	70 Tory Taylor vs. Iowa (11/05/2022)
PUNTS INSIDE 20	4 Andy Vujnovich at Wisconsin (10/22/2022)
LONG PUNT RETURN	24 Dakota Caton vs. Indiana St. (09/10/2022)
LONG KICKOFF RETURN	32 Tommi Hill vs. Nebraska (10/15/2022)
TACKLES	12 Isaac Darkangelo at Illinois (11/12/2022)
SACKS	2 Durell Nchami at Maryland (10/08/2022)
	2 Jaishawn Barham at Maryland (10/08/2022)
	3 Durell Nchami at Maryland (10/08/2022)
	2 John Torchio at Wisconsin (10/22/2022)

OPPONENT TEAM SEASON HIGHS

RUSHES	43 vs. Fla. Atlantic (09/24/2022)
YARDS RUSHING	190 vs. Fla. Atlantic (09/24/2022)
YARDS PER RUSH	6.1 at Wisconsin (10/22/2022)
TD RUSHES	2 at Illinois (11/12/2022)
	2 at Wisconsin (10/22/2022)
	2 vs. Nebraska (10/15/2022)
PASS ATTEMPTS	41 vs. Penn St. (09/01/2022)
PASS COMPLETIONS	26 at Maryland (10/08/2022)
YARDS PASSING	354 vs. Nebraska (10/15/2022)
YARDS PER PASS	12.2 vs. Nebraska (10/15/2022)
TD PASSES	4 vs. Penn St. (09/01/2022)
TOTAL PLAYS	73 vs. Fla. Atlantic (09/24/2022)
	73 vs. Penn St. (09/01/2022)
TOTAL OFFENSE	476 vs. Nebraska (10/15/2022)
YARDS PER PLAY	9.2 vs. Nebraska (10/15/2022)
POINTS	37 vs. Nebraska (10/15/2022)
SACKS BY	5 at Maryland (10/08/2022)
FIRST DOWNS	24 vs. Penn St. (09/01/2022)
PENALTIES	12 at Illinois (11/12/2022)
PENALTY YARDS	121 at Illinois (11/12/2022)
TURNOVERS	3 vs. Indiana St. (09/10/2022)
	3 at Minnesota (10/01/2022)
	9 vs. Indiana St. (09/10/2022)
PUNTS	51.8 vs. Iowa (11/05/2022)
PUNTING AVG	70 vs. Iowa (11/05/2022)
LONG PUNT	4 at Wisconsin (10/22/2022)
PUNTS INSIDE 20	24 vs. Indiana St. (09/10/2022)
LONG PUNT RETURN	





CAREER HIGH - PASSING (*at Previous School)

PLAYER	COMPLETIONS	ATTEMPTS	TOUCHDOWNS	YARDS	LONG
Aidan O'Connell	40, 2x last at Ohio State, 11/13/21	59, vs. Penn State, 9/1/22	5, vs. Tennessee, 12/30/21	536, vs. Michigan State, 11/6/21	75, vs. Tennessee, 12/30/21
Austin Burton	27, vs. Oregon State, 10/5/19*	41, vs. Oregon State, 10/5/19*	3, vs. Florida Atlantic, 09/24/22	236, vs. Oregon State, 10/5/19*	30, vs. Oregon State, 10/5/19*
Michael Alaimo	4, vs. Indiana State, 9/10/22	5, vs. Indiana State, 9/10/22	-	37, vs. Indiana State, 9/10/22	19, vs. Indiana State, 9/10/22
Brady Allen	1, vs. Indiana State, 9/10/22	3, vs. Indiana State, 9/10/22	-	8, vs. Indiana State, 9/10/22	8, vs. Indiana State, 9/10/22

CAREER HIGH - RUSHING (*at Previous School)

PLAYER	ATTEMPTS	YARDS	TOUCHDOWNS	LONG
King Doerue	21, vs. Minnesota, 10/2/21	95, vs. Minnesota, 10/2/21	2, 2x last vs. Penn State, 9/1/22	29, vs. Indiana, 11/26/21
Dylan Downing	15, vs. Florida Atlantic, 09/24/22	113, vs. Florida Atlantic, 09/24/22	1, 5x last at Maryland, 10/8/22	33, vs. Indiana, 11/26/21
Kobe Lewis	28, vs. Ohio, 11/4/20*	161, vs. New Mexico State, 10/12/19*	3, vs. Akron, 9/14/19*	75, vs. Northern Illinois, 11/2/19*
Devin Mockabee	30, vs. Nebraska, 10/15/22	178, vs. Nebraska, 10/15/22	1, 7x last at Illinois, 11/12/22	68, at Minnesota, 10/1/22
Tyrone Tracy, Jr.	3, vs. Indiana State, 9/10/22	34, vs. Indiana State, 9/10/22	1, vs. USC, 12/27/19*	23, vs. USC, 12/27/19*
Michael Alaimo	1, 2x last vs. Indiana State, 9/10/22	7, vs. Florida Atlantic, 09/24/22	-	7, vs. Florida Atlantic, 09/24/22
Jack Albers	3, vs. Marist, 11/9/19*	16, vs. Marist, 11/9/19	1, vs. Marist, 11/9/19	10, vs. Marist, 11/9/19
Deion Burks	1, at UConn, 9/11/21	6, at UConn, 9/11/21	-	6, at UConn, 9/11/21
Austin Burton	15, vs. Oregon State, 10/5/19*	64, vs. Oregon State, 10/5/19*	1, vs. Oregon State, 10/5/19*	16, vs. Oregon State, 10/5/19*
Charlie Jones	2, 2x last vs. Penn State, 10/9/21*	38, vs. Michigan State, 11/7/20	-	27, vs. Michigan State, 11/7/20
Aidan O'Connell	5, 4x last vs. Northwestern, 11/14/20	33, at Illinois, 11/12/22	1, at Iowa, 10/16/21	24, at Illinois, 11/12/22
TJ Sheffield	1, 2x last at Syracuse, 9/17/22	7, vs. Penn State, 9/1/22	-	7, vs. Penn State, 9/1/22

CAREER HIGH - RECEIVING (*at Previous School)

PLAYER	RECEPTIONS	YARDS	TOUCHDOWNS	LONG
Drew Biber	1, vs. Indiana State, 9/10/22	6, vs. Indiana State, 9/10/22	-	6, vs. Indiana State, 9/10/22
Deion Burks	5, at Minnesota, 10/1/22	38, at Syracuse, 9/17/22	-	30, at Syracuse, 9/17/22
King Doerue	6, 2x last, vs. Minnesota, 10/2/21	60, vs. Michigan State, 11/6/21	1, 3x last vs. Nebraska, 12/1/21	46, vs. Michigan State, 11/6/21
Dylan Downing	4, at Minnesota, 10/1/22	28, at Minnesota, 10/1/22	-	15, vs. Indiana State, 9/10/22
Payne Durham	9, 2x last at Syracuse, 9/17/22	120, vs. Oregon State, 9/4/21	2, 4x last at Illinois, 11/12/22	62, vs. Tennessee, 12/30/21
Ben Furtney	1, at Maryland, 10/8/22	20, at Maryland, 10/8/22	-	20, at Maryland, 10/8/22
Spencer Holstege	1, vs. Wisconsin, 10/23/21	-3, vs. Wisconsin, 10/23/21	-	-3, vs. Wisconsin, 10/23/21
Charlie Jones	12, 2x last vs. Nebraska, 10/15/22	188, at Syracuse, 9/17/22	3, vs. Indiana State, 9/10/22	72, vs. Minnesota, 11/14/21*
Kobe Lewis	7, at Eastern Michigan, 11/27/20*	37, at Western Michigan, 9/28/19*	1, at Toledo, 12/12/20*	33, vs. Akron, 9/14/19*
Alex Maxwell	1, 2x last vs. Indiana State, 9/10/22	9, at UConn, 9/11/21	-	9, at UConn, 9/11/21
Garrett Miller	8, vs. Michigan State, 11/6/21	74, vs. Michigan State, 11/6/21	1, vs. Northwestern, 11/14/20	40, vs. Northwestern, 11/14/20
Devin Mockabee	4, 2x last at Illinois, 11/12/22	59, vs. Florida Atlantic, 09/24/22	-	28, vs. Florida Atlantic, 09/24/22
Paul Piferi	3, vs. Minnesota, 10/2/21	38, vs. Minnesota, 10/2/21	-	26, vs. Indiana State, 9/10/22
Mershaw Rice	5, at Maryland, 10/8/22	59, vs. Penn State, 9/1/22	1, 2x last at Maryland, 10/8/22	29, at Wisconsin, 10/22/22
TJ Sheffield	8, at Iowa, 10/16/21	72, at Illinois, 11/12/22	2, vs. Nebraska, 10/15/22	38, vs. Tennessee, 12/30/21
Andrew Sowinski	4, vs. Nebraska, 10/15/22	34, vs. Nebraska, 10/15/22	-	11, vs. Nebraska, 10/15/22
Collin Sullivan	1, 2x last vs. Indiana State, 9/10/22	6, vs. Indiana State, 9/10/22	-	6, vs. Indiana State, 9/10/22
Preston Terrell	2, vs. Indiana State, 9/10/22	12, vs. Indiana State, 9/10/22	-	6, vs. Indiana State, 9/10/22
Broc Thompson	7, vs. Tennessee, 12/30/21	217, vs. Tennessee, 12/30/21	2, vs. Tennessee, 12/30/21	75, vs. Tennessee, 12/30/21
Tyrone Tracy, Jr.	6, 2x last vs. Illinois, 11/23/19*	130, vs. Wisconsin, 11/9/19*	1, 4x last at Maryland, 10/1/21*	75, vs. Wisconsin, 11/9/19*
Abur-Rahmaan Yaseen	3, vs. Illinois, 9/25/21	77, vs. Illinois, 9/25/21	-	73, vs. Illinois, 9/25/21

CAREER HIGH - PUNTING/KICKING (*at Previous School)

PLAYER	PUNTS	LONG	INSIDE 20	FG MADE	LONG
Jack Ansell	7, vs. Penn State, 9/1/22	67, vs. Florida Atlantic, 09/24/22	2, 4x last, vs. Iowa, 11/5/22	-	-
Brendan Cropsey	3, at Notre Dame, 9/18/21	56, at Notre Dame, 9/18/21	1, 2x last vs. Indiana, 11/26/21	-	-
Mitchell Fineran	-	-	-	4, 4x last, vs. Tennessee, 12/30/21	50, at Furman, 3/6/21*

CAREER HIGH - RETURNS (*at Previous School)

PLAYER	KICK RETURN LONG	KICK RETURN TOUCHDOWN	PUNT RETURN LONG	PUNT RETURN TOUCHDOWN
Deion Burks	37, vs. Florida Atlantic, 09/24/22	-	-	-
Chris Jefferson	-	-	8, vs. Lake Erie, 4/1/21*	-
Charlie Jones	100, vs. Illinois, 11/20/21*	1, vs. Illinois, 11/20/21*	40, vs. Florida Atlantic, 09/24/22	-
Kobe Lewis	51, at Ball State, 11/16/19*	-	-	-
TJ Sheffield	41, vs. Nebraska, 12/5/20	-	17, vs. Michigan State, 11/6/21	-
Reese Taylor	28, vs. Ball State, 9/15/18*	-	22, at Syracuse, 9/17/22	-
Broc Thompson	-	-	13, at Louisiana Tech, 10/17/20*	-



GAME 11 NOTES • Purdue vs. Northwestern

CAREER HIGH - DEFENSE (*at Previous School)

PLAYER	TACKLES	SACKS	TACKLES-FOR-LOSS	INTERCEPTIONS
Cam Allen	9, 3x last vs. Tennessee, 12/30/21	-	2, vs. Indiana State, 9/10/22	2, 2x last, at Minnesota, 10/1/22
Joe Anderson	4, vs. Tennessee, 12/30/21	-	-	-
Prince James Boyd Jr.	5, 2x last vs. Penn State, 9/1/22	0.5, at Illinois, 11/12/22	0.5, at Illinois, 11/12/22	-
Ryan Brandt	1, 3x last vs. Indiana State, 9/10/22	-	-	-
Cole Brevard	1, 3x last at Illinois, 11/12/22	-	-	-
O.C. Brothers	8, at Illinois, 11/12/22	-	1, 3x last vs. Indiana, 11/26/21	-
Jamari Brown	5, vs. Tennessee, 12/30/21	1, 2x last at Maryland, 10/8/22	1, 4x last at Maryland, 10/8/22	1, vs. Indiana State, 9/10/22
Nic Caraway	4, at Illinois, 11/12/22	-	-	-
Cam Childers	2, at Wisconsin, 10/22/22	-	-	-
Branson Deen	6, at Minnesota, 10/1/22	1.5, at Iowa 10/16/21	3.0, vs. Indiana, 11/26/21	-
Tee Denson	5, vs. Texas, 12/5/20*	-	1, 2x last vs. Stanford, 9/4/21*	1, vs. Nevada, 9/18/21*
Kieren Douglas	14, vs. Tennessee, 12/30/21	-	1, 4x last vs. Indiana, 11/26/21	1, 2x last at Illinois, 11/12/22
Semisi Fakasiileiki	8, 2x last at Minnesota, 10/1/22	1, vs. Maryland, 10/12/19	2, at Minnesota, 10/1/22	-
Jalen Graham	12, vs. Tennessee, 12/30/21	1, vs. Oregon State, 9/4/21	2, 2x last vs. Nebraska, 10/15/22	2, at Nebraska, 10/30/21
Jah'von Grigsby	2, vs. Nebraska, 10/15/22	-	-	-
Bryce Hampton	7, at Minnesota, 10/1/22	-	1, 2x last at Maryland, 10/8/22	-
Scotty Humpich	8, vs. Eastern Kentucky, 10/19/19	2, vs. Morehead State, 9/21/19	3.5, vs. Eastern Kentucky, 10/19/19	-
Chris Jefferson	15, vs. Tennessee, 12/30/21	-	1, at UConn, 9/11/21	1, 15x last vs. Florida Atlantic, 09/24/22
Kydran Jenkins	6, 2x last at Nebraska, 10/30/21	1.5, at Minnesota, 10/1/22	2.5, at Iowa, 10/16/21	-
Lawrence Johnson	6, vs. Wisconsin, 10/23/21	1.5, vs. Iowa, 11/5/22	2, vs. Wisconsin, 10/23/21	-
Sanoussi Kane	9, at Illinois, 11/12/22	1.0, at Wisconsin, 10/22/22	1, 3x last at Illinois, 11/12/22	-
Yanni Karlaftis	2, vs. Indiana State, 9/10/22	0.5, vs. Indiana State, 9/10/22	0.5, vs. Indiana State, 9/10/22	-
Sulaiman Kpaka	3, vs. Nebraska, 10/15/22	0.5, vs. Indiana State, 9/10/22	1, vs. Iowa, 11/5/22	-
Ben Kruel	2, vs. Indiana State, 9/10/22	-	-	-
Damarjhe Lewis	3, vs. Illinois, 9/25/21	-	-	-
Alex Maxwell	1, vs. Iowa, 10/24/20	-	-	-
Hudson Miller	1, vs. Indiana State, 9/10/22	-	-	-
Mo Omonode	2, 2x last vs. Florida Atlantic, 09/24/22	0.5, at Illinois, 11/12/22	0.5, at Illinois, 11/12/22	-
Jack Sullivan	4, 4x last vs. Nebraska, 10/15/22	1, 6x last vs. Iowa, 11/5/22	2, 2x last vs. Iowa, 11/5/22	-
Antonio Stevens	1, at Minnesota, 10/1/22	-	-	-
Khordae Sydnor	4, vs. Indiana State, 9/10/22	2, at Maryland, 10/8/22	2, at Maryland, 10/8/22	-
Reese Taylor	8, vs. Rutgers, 10/31/20*	1, 2x last at Iowa, 9/4/21*	2.0, at Iowa, 9/4/21*	1, 3x last vs. Nebraska, 10/15/22
Cory Trice	9, at Minnesota, 11/20/20	-	1, 2x last at Penn State, 10/5/19	2, vs. Maryland, 10/12/19
Jacob Wahlberg	8, vs. Florida Atlantic, 09/24/22	-	1, at Maryland, 10/8/22	1, vs. Indiana, 11/26/21
Clyde Washington	5, vs. Penn State, 9/1/22	-	-	1, vs. Nebraska, 10/15/22
DJ Washington	2, at UConn, 9/11/21	-	-	-





THE LAST TIME - TEAM

	Purdue	Opponent
Had 300 or more yards rushing	vs. Eastern Michigan, Sept. 8, 2018 (341)	Wisconsin, Nov. 23, 2019 (403)
Had 400 or more yards rushing	at Northwestern, Oct. 26, 2002 (407)	Wisconsin, Nov. 23, 2019 (403)
Had 50 or more rushing attempts	at Missouri, Sept. 16, 2017 (50)	Wisconsin, Oct. 23, 2021 (51)
Had two players with 100 yards rushing	vs. Eastern Michigan, Sept. 8, 2018 D.J. Knox (152) and Markell Jones (109)	Wisconsin, Oct. 23, 2021 Chez Mellusi (153), Braelon Allen (144)
Had a player with three straight 100-yard rushing games	Zander Horvath (2019 - vs. Indiana, 2020 - vs. Iowa, at Illinois)	
Had 400 or more passing yards	at Syracuse, Sept. 17, 2022 (424)	Vanderbilt, Sept. 7, 2019 (420)
Had 500 or more passing yards	vs. Tennessee, Dec. 30, 2021 (534)	Never
Had 45 or more passing attempts	at Wisconsin, Oct. 22, 2022 (46)	Indiana, Nov. 24, 2018 (51)
Had 30 or more passing completions	at Wisconsin, Oct. 22, 2022 (31)	Vanderbilt, Sept. 7, 2019 (31)
Threw four or more passing touchdowns	vs. Nebraska, Oct. 15, 2022 (4)	vs. Penn State, Sept. 1, 2022 (4)
Threw three or more passing interceptions	at Wisconsin, Oct. 22, 2022 (3)	at Nebraska, Oct. 30, 2021 (4)
Had two players with 100 yards receiving	at Northwestern, Nov. 20, 2021 (Wright - 213, Bell - 101)	Ohio State, Nov. 13, 2021 (Njigba-Smith - 139, Garrett Wilson - 126)
Had three players with 100 yards receiving	vs. Missouri, Sept. 15, 2018 (Rondale Moore 137, Brycen Hopkins 136 and Isaac Zico 100)	
Had a 200-yard passer and a 100-yard rusher	at Wisconsin, Oct. 22, 2022 (Aidan O'Connell 320 passing & Devin Mockobee 110 rushing)	
Had a 100-yard rusher and a 100-yard receiver	at Wisconsin, Oct. 22, 2022 (Devin Mockobee 110 rushing; Charlie Jones 105 receiving)	
Had 600 or more yards of total offense	vs. Nebraska, Oct. 15, 2022 (608)	vs. Tennessee, Dec. 30, 2021 (666)
Ran 80 or more total plays of offense	vs. Nebraska, Oct. 15, 2022 (101)	vs. Tennessee, Dec. 30, 2021 (105)
Scored 40 or more points	vs. Nebraska, Oct. 15, 2022 (43)	vs. Tennessee, Dec. 30, 2021 (45)
Scored 50 or more points	vs. Indiana State, Sept. 10, 2022 (56)	at Ohio State, Nov. 13, 2021 (59)
Scored 60 or more points	at Indiana, Nov. 22, 2008 (62)	vs. Auburn, Dec. 28, 2018 (63)
Was held scoreless	vs. Ohio State, Nov. 2, 2013 (56-0)	vs. Indiana State, Sept. 10, 2022 (56-0)
Did not allow a touchdown	vs. Indiana State, Sept. 10, 2022	vs. Iowa, Nov. 5, 2022
Did not commit a turnover	vs. Indiana, Nov. 27, 2021	vs. Iowa, Nov. 5, 2022
Committed five or more turnovers	vs. Wisconsin, Oct. 23, 2021 (5)	Nebraska, Oct. 31, 2015 (5)
Intercepted four or more passes	vs. Nebraska, Oct. 30, 2021 (4)	Northwestern, Nov. 12, 2016 (4)
Returned an interception for a touchdown	vs. Indiana State, Sept. 10, 2022 (Cam Allen, 65 yards)	at Wisconsin, Oct. 22, 2022 (John Torchio, 31 yards)
Returned a fumble for a touchdown	vs. Wisconsin, Oct. 23, 2021 (George Karlaftis, 56 yards)	at Minnesota, Nov. 10, 2018
Held opponent to 50 or fewer rushing yards	at Minnesota, Oct. 1, 2022 (47)	Northwestern, Nov. 20, 2021 (50)
Held opponent to 100 or fewer passing yards	vs. Indiana State, Sept. 10, 2022 (94)	vs. Iowa, Sept. 27, 2014 (72)
Held opponent to 200 or fewer yards of total offense	vs. Indiana State, Sept. 10, 2022 (145)	at Penn State, Oct. 5, 2019 (104)
Scored a safety	vs. Rutgers, Nov. 28, 2020 (Branson Deen)	Northwestern, Nov. 9, 2019
Recorded five or more sacks	vs. Eastern Michigan, Sept. 8, 2018 (6)	at Maryland, Oct. 8, 2022 (5)
Stopped a two-point conversion	at Maryland, Oct. 8, 2022	at Syracuse, Sept. 17, 2022
Returned a kickoff for a touchdown	at Penn State, Nov. 16, 2013 (Raheem Mostert, 100 yards)	Rutgers, Nov. 28, 2020 (Aron Cruickshank, 100 yards)
Returned a punt for a touchdown	vs. Northern Illinois, Sept. 19, 2009 (Aaron Valentin, 62 yards)	Michigan, Nov. 1, 2008 (Martavious Odoms, 73 yards)
Returned a blocked punt for a touchdown	vs. Northern Colorado, Sept. 6, 2008 (Mike Conway, 11 yards)	Virginia Tech, Sept. 19, 2015 (Anthony Shegog, 15 yards)
Blocked a punt	vs. Nebraska, Dec. 5, 2020 (Jackson Anthrop)	vs. Nebraska, Oct. 15, 2022 (Phalen Sanford)
Blocked a field goal	at Northwestern, Nov. 20, 2021 (George Karlaftis)	at Minnesota, Nov. 20, 2020 (J.D. Dellinger)
Blocked a PAT kick	at Maryland, Oct. 8, 2022 (Cam Allen)	at Syracuse, Sept. 17, 2022
Missed a kicking PAT	vs. Nebraska, Oct. 15, 2022 (Mitchell Fineran)	Rutgers, Nov. 28, 2020
Scored a 2-point conversion	vs. Indiana, Nov. 30, 2019 (Aidan O'Connell pass to Brycen Hopkins)	at Syracuse, Sept. 17, 2022
Did not punt	vs. Nevada, Sept. 24, 2016	at Wisconsin, Nov. 23, 2019
Recovered an onside kick (as kicking team)	vs. Minnesota, Sept. 28, 2019	
Had 30 or more first downs	vs. Nebraska, Oct. 15, 2022 (38)	vs. Tennessee, Dec. 30, 2021 (31)
Had 35 or more minutes of possession time	at Wisconsin, Oct. 22, 2022 (35:00)	vs. Rutgers, Nov. 28, 2020 (35:08)
Was involved in an overtime game	vs. Tennessee, Dec. 30, 2021 (48-45)	[6-10 all-time in overtime games]

THE LAST TIME - BOILERMAKER

Rushed for 100 yards or more	Devin Mockobee at Illinois, Nov. 12, 2022 (106)	Had 400 or more yards total offense	Aidan O'Connell at Syracuse, Sept. 17, 2022 (424)
Rushed for 150 yards or more	Devin Mockobee vs. Nebraska, Oct. 15, 2022 (178)	Had 500 or more yards total offense	Aidan O'Connell vs. Tennessee, Dec. 30, 2021 (525)
Rushed for 200 yards or more	Markell Jones vs. Indiana, Nov. 25, 2017 (217)	Had 100 yards both passing and rushing	Brandon Kirsch at Michigan St., Nov. 16, 2002 (208 p, 125 r)
Rushed for 250 yards or more	Mike Alstott at Indiana, Nov. 24, 1995 (265)		
Quarterback rushed for 100 or more yards	Rob Henry at Northwestern, Oct. 9, 2010 (132)	Had 150 or more all-purpose yards	Devin Mockobee vs. Nebraska, Oct. 15, 2022 (206)
Rushed 20 or more times	Devin Mockobee at Illinois, Nov. 12, 2022 (28)	Had 200 or more all-purpose yards	Devin Mockobee vs. Nebraska, Oct. 15, 2022 (206)
Rushed 30 or more times	Devin Mockobee vs. Nebraska, Oct. 15, 2022 (30)	Had 250 or more all-purpose yards	Rondale Moore vs. Vanderbilt, Sept. 7, 2019 (279)
Rushed for three touchdowns	D.J. Knox vs. Ohio State, Oct. 20, 2018 (3)		
Rushed for four or more touchdowns	Kory Sheets vs. Miami (Ohio), Sept. 9, 2006 (4)	Accounted for five or more touchdowns	Aidan O'Connell vs. Tennessee, Dec. 30, 2021 (5 pass)
Had a run of 50 yards or more	Devin Mockobee at Minnesota, Oct. 1, 2022 (68)		
		Intercepted two or more passes	Cam Allen at Minnesota, Oct. 1, 2022 (2)
Passed for 300 or more yards	Aidan O'Connell at Wisconsin, Oct. 22, 2022 (320)	Intercepted three or more passes	Anthony Brown vs. Nebraska, Oct. 31, 2015 (3)
Passed for 400 or more yards	Aidan O'Connell at Syracuse, Sept. 17, 2022 (424)	Intercepted four or more passes	Paul Beery at Wisconsin, Oct. 9, 1976 (4)
Passed for 500 or more yards	Aidan O'Connell vs. Tennessee, Dec. 30, 2021 (534)	Recovered two or more fumbles	Ryan Russell vs. Minnesota, Oct. 8, 2011 (2)
Attempted 40 or more passes	Aidan O'Connell at Illinois, Nov. 12, 2022 (40)	Recorded 10 or more tackles	Jaylan Alexander vs. Tennessee, Dec. 30, 2021 (19)
Completed 30 or more passes	Aidan O'Connell at Wisconsin, Oct. 22, 2022 (31)	Recorded 15 or more tackles	Jaylan Alexander vs. Tennessee, Dec. 30, 2021 (19)
Threw five or more touchdowns	Aidan O'Connell vs. Tennessee, Dec. 30, 2021 (5)	Had two or more sacks	Khordae Sydnor at Maryland, Oct. 8, 2022 (2)
Completed a pass of 50 yards or more	Aidan O'Connell at Syracuse, Sept. 17, 2022 (55)		
Completed a pass of 75 yards or more	Aidan O'Connell vs. Tennessee, Dec. 30, 2021 (75)	Scored 10 or more points kicking	Mitchell Fineran vs. Tennessee, Dec. 30, 2021 (16)
Threw three or more interceptions	Aidan O'Connell at Wisconsin, Oct. 22, 2022 (3)	Made four field goals	Mitchell Fineran vs. Tennessee, Dec. 30, 2021 (4)
		Made five or more field goals	Rick Anderson vs. Michigan State, Oct. 25, 1980 (5)
Caught 10 or more passes	Charlie Jones vs. Iowa, Nov. 5, 2022 (11)	Made a field goal of 50 or more yards	J.D. Dellinger vs. TCU, Sept. 14, 2019 (53)
Caught 15 or more passes	Rondale Moore at Minnesota, Nov. 20, 2020 (15)	Had a punt 60 or more yards	Jack Ansell vs. Florida Atlantic, Sept. 24, 2022 (67)
Had 100 or more yards receiving	Charlie Jones vs. Iowa, Nov. 5, 2022 (104)	Had a punt 70 or more yards	Joe Schopper at Michigan State, Oct. 27, 2018 (74)
Had 150 or more yards receiving	Charlie Jones at Syracuse, Sept. 17, 2022 (188)	Punted 10 or more times	Joe Schopper vs. Michigan, Sept. 23, 2017 (11)
Had 200 or more yards receiving	Broc Thompson vs. Tennessee, Dec. 30, 2021 (217)	Totalled 100 or more punt return yards	Anthony Chambers vs. Penn State, Oct. 11, 2003 (149)
Caught three or more touchdowns	Charlie Jones vs. Indiana State, Sept. 10, 2022 (3)	Totalled 100 or more kickoff return yards	TJ Sheffield vs. Nebraska, Dec. 5, 2020 (116)
Caught a pass of 50 yards or more	Payne Durham at Maryland, Oct. 8, 2022 (56)		
Caught a pass of 75 yards or more	Broc Thompson vs. Tennessee, Dec. 30, 2021 (75)		



GAME 11 NOTES • Purdue vs. Northwestern

WEEK 1

35 PENN STATE
31 PURDUE

SEPT. 1, 2022
ROSS-ADE STADIUM • WEST LAFAYETTE, IND.

A late Penn State touchdown with 57 seconds remaining sent the Purdue football team to a 35-31 loss in the 2022 season opener at Ross-Ade Stadium.

The Boilermakers (0-1) held a 31-28 advantage after Chris Jefferson intercepted Penn State (1-0) quarterback Sean Clifford and returned it 72 yards for a touchdown with 8:29 to play. Purdue held Penn State to just seven plays and 14 yards on its next two possessions, taking the ball back on offense with 4:28 on the clock. Penn State's defense forced Purdue to punt with 2:22 remaining.

The Nittany Lions then took eight plays to cover 80 yards in 1:25 with Clifford hitting Keyvone Lee for 10 yards and the game-winning score.

Purdue quarterback Aidan O'Connell finished the night going 30-59 passing for 365 yards, one touchdown and no interceptions. The sixth-year thrower crossed the 300-yard mark for the ninth time in his career, moving him into sole control of fifth in program history. Running back King Doerue found the end zone twice for his second career multi-score game.

Clifford threw for 282 yards on 20-of-37 passing with four touchdowns and an interception.

Both sides had one giveaway that led to points. Purdue's fumble with 30 seconds remaining in the second saw Penn State score with two seconds left in the first half, while Jefferson's interception return for a touchdown swung the momentum in the fourth.

O'Connell connected with former youth football teammate Charlie Jones in his Purdue debut 12 times. Jones posted a career night receiving with 12 receptions for 153 yards and a touchdown.

WEEK 1 STATS

Penn State	0	21	0	14	35
Purdue	3	7	14	7	31

Scoring Summary

1st PUR - #24 M.Fineran 36 yd FG	0-3
2nd PSU - #5 M.Tinsley 12 yd pass from #14 S.Clifford (kick)	7-3
2nd PUR - #22 K.Doerue 3 yd rush (kick)	7-10
2nd PSU - #14 S.Clifford 2 yd rush (kick)	14-10
2nd PSU - #86 B.Strange 67 yd pass from #14 S.Clifford (kick)	21-10
3rd PUR - #22 K.Doerue 2 yd rush (kick)	21-17
3rd PUR - #15 C.Jones 7 yd pass from #16 A.O'Connell (kick)	21-24
4th PSU - #1 K.Lambert-Smith 29 yd pass from #14 S.Clifford (kick)	28-24
4th PUR - #17 C.Jefferson 72 yd interception return (kick)	28-31
4th PSU - #24 K.Lee 10 yd pass from #14 S.Clifford (kick)	35-31

Team Statistics	PUR	PSU
First Downs	26	24
Rushing Yards	61	98
Passing Yards	365	308
Total Offense	426	406

Top Rushing (Att-Yds-TD)

PUR Doerue (15-57-2), Downing (4-14-0)
PSU Allen (8-31-0), Lee (9-30-0), Singleton (9-22-0), Clifford (5-11-1), Washington (1-4-0)

Top Passing (Cmp-Att-Yds-I-TD)

PUR O'Connell (30-59-365-0-1)
PSU Clifford (20-37-282-1-4), Allar (2-4-26-0-0)

Top Receiving (Rec-Yds-TD)

PUR Jones (12-153-1), Sheffield (4-49-0), Rice (3-59-0), Durham (3-43-0)
PSU Tinsley (7-84-1), Lambert-Smith (4-58-1), Warren (3-23-0), Strange (2-77-1), Lee (2-15-1)

WEEK 2

56 PURDUE
0 INDIANA STATE

SEPT. 10, 2022
ROSS-ADE STADIUM • WEST LAFAYETTE, IND.

Purdue's defense forced a fumble on the opening play of the game to set the tone in a 56-0 rout of Indiana State on Saturday at Ross-Ade Stadium. The 56-point margin of victory was the largest for Purdue since a 59-point shutout win over Southeast Missouri in 2011.

The Boilermakers (1-1) tallied 521 yards of total offense with a balanced 232 on the ground and 289 through the air. Purdue's defense held the Sycamores (1-1) to 145 yards of total offense.

The defense posted its second shutout of the Jeff Brohm era. Purdue racked up seven tackles-for-loss, three sacks, two interceptions and a fumble recovery. Sanoussi Kane delivered a punishing hit to Indiana State Tee Hodge on the opening play of the game to pop the ball up in the air into safety Cam Allen's arms.

In the third quarter, Allen picked off an Indiana State pass and took it to pay dirt for a 65-yard touchdown. It marked the first time Purdue has interception returns for a touchdown in back-to-back weeks since Ricardo Allen achieved the feat in 2010.

Offensively, Purdue scored a touchdown on seven of its first nine drives. The only two drives the Boilermakers failed to score on started inside their own two-yard line.

Quarterback Aidan O'Connell was efficient in his one half of action with four touchdowns and 211 yards on 17-of-19 passing. Charlie Jones added to his early haul as a Boilermaker with his second straight 100-yard receiving game. The Deerfield, Ill., native snagged nine passes for 133 yards and three touchdowns.

Redshirt freshman Devin Mockobee led the rushing attack with 78 yards on 13 touches with one score. Dylan Downing added 55 yards from 11 rushes. Purdue topped 200 yards rushing for the first time since Oct. 13, 2018, in a win over Illinois.

WEEK 2 STATS

Purdue	21	14	14	7	56
Indiana State	0	0	0	0	0

Scoring Summary

1st PUR - #22 K.Doerue 4 yd rush (kick)	0-7
1st PUR - #15 C.Jones 7 yd pass from #16 A.O'Connell (kick)	0-14
1st PUR - #89 P.Piferi 26 yd pass from #16 A.O'Connell (kick)	0-21
2nd PUR - #15 C.Jones 36 yd pass from #16 A.O'Connell (kick)	0-28
2nd PUR - #15 C.Jones 5 yd pass from #16 A.O'Connell (kick)	0-35
3rd PUR - #38 D.Downing 1 yd rush (kick)	0-42
3rd PUR - #10 C.Allen 65 yd interception return (kick)	0-49
4th PUR - #45 D.Mockobee 14 yd rush (#41 C.Krockover kick)	0-56

Team Statistics	PUR	ISU
First Downs	28	7
Rushing Yards	232	51
Passing Yards	289	94
Total Offense	521	145

Top Rushing (Att-Yds-TD)

PUR Mockobee (13-78-1), Downing (11-55-1), Lewis (12-37-0)
ISU Hodge (9-32-0), Dinka (12-16-0)

Top Passing (Cmp-Att-Yds-I-TD)

PUR O'Connell (17-19-211-0-4)
ISU Screws (6-14-83-2-0)

Top Receiving (Rec-Yds-TD)

PUR Jones (9-133-3), Tracy Jr. (4-37-0)
ISU Hendrix (5-90-0)

WEEK 3

32 SYRACUSE
29 PURDUE

SEPT. 17, 2022
JMA WIRELESS DOME • SYRACUSE, N.Y.

A Syracuse touchdown with seven seconds left to play handed Purdue a 32-29 loss in its road opener on Saturday in the JMA Wireless Dome.

The Boilermakers (1-2, 0-1 B10) held a 9-3 lead over the Orange (3-0, 1-0 ACC) at the end of the first half thanks to a Devin Mockobee 15-yard touchdown run and a Mitchell Fineran 41-yard field goal in what looked to be a defensive dogfight. Purdue's defense held quarterback Garrett Shrader and the Syracuse offense to just 134 total yards and a field goal in the first half of play.

The script would flip in the second half however, as both offenses exploded for a combined 49 points, 42 of which came in the fourth quarter. Purdue quarterback Aidan O'Connell posted season highs in completions and yards as he finished 39-of-55 for 424 yards, three touchdowns and one interception.

A back and forth second half saw the lead change hands on five different occasions. The teams traded touchdowns until O'Connell's first career pick-six gave the Orange a 25-15 lead with 8:08 left in the game. The Boilermakers would battle right back, as O'Connell found Charlie Jones for a 55-yard bomb to cut the deficit to three before tight end Payne Durham caught his second touchdown of the day to give Purdue a 29-25 lead with just 51 seconds remaining.

Penalties against Purdue aided Syracuse on their final possession as they took five plays to go fifty yards capped off by Shrader finding wide receiver Oronde Gadsden II for a 25-yard touchdown to win the game for the Orange.

O'Connell's connection with Charlie Jones continues to drive the Boilermaker offense. Jones racked up a career-high 188 yards and added a touchdown to become just the fifth power five player to have 100 yards receiving and a touchdown in his team's first three games. Two 50-plus yard strikes from O'Connell to Jones sparked Purdue's fourth quarter comeback bid that ultimately fell short.

WEEK 3 STATS

Purdue	6	3	0	20	29
Syracuse	3	0	7	22	32

Scoring Summary

1st SYR - #91 A.Szmyt 50 yd FG	0-3
1st PUR - #45 D.Mockobee 15 yd rush (kick blocked),	6-3
2nd PUR - #24 M.Fineran 41 yd FG	9-3
3rd SYR - #80 I.Jones 3 yd pass from #6 G.Shrader (kick),	9-10
4th PUR - #87 P.Durham 11 yd pass from #16 A.O'Connell (pass failed)	15-10
4th SYR - #19 O.Gadsden II 46 yd pass from #6 G.Shrader (rush)	15-18
4th SYR - #93 C.Okechukwu 17 yd interception return (kick)	15-25
4th PUR - #15 C.Jones 55 yd pass from #16 A.O'Connell (kick)	22-25
4th PUR - #87 P.Durham 12 yd pass from #16 A.O'Connell (kick)	29-25
4th SYR - #19 O.Gadsden II 25 yd pass from #6 G.Shrader (kick)	29-32

Team Statistics	PUR	SYR
First Downs	25	23
Rushing Yards	61	125
Passing Yards	424	181
Total Offense	485	306

Top Rushing (Att-Yds-TD)

PUR Mockobee (8-22-1), Downing (10-22-0)
SYR Shrader (17-83-0), Tucker (18-42-0)

Top Passing (Cmp-Att-Yds-I-TD)

PUR O'Connell (39-55-424-1-3)
SYR Shrader (13-29-181-0-3)

Top Receiving (Rec-Yds-TD)

PUR Jones (11-188-1), Durham (9-83-2)
SYR Gadsden II (6-112-2)





WEEK 4	
28 PURDUE	
26 FAU	
SEPT. 24, 2022	
ROSS-ADE STADIUM • WEST LAFAYETTE, IND.	

Behind a balanced offensive attack, the Purdue football team capped the 100th Homecoming celebration with a 28-26 win over FAU on Saturday night at Ross-Ade Stadium. The Boilermakers used a trio of defensive stops in the fourth quarter along with a four-yard touchdown pass from quarterback Austin Burton to TJ Sheffield to hold on for the two-point win.

Twice in the fourth quarter, Purdue's defense stepped in front of passes from FAU (2-3) quarterback Ksosi Perry to keep the Boilermakers (2-2) in the lead. Midway through the period, Chris Jefferson intercepted a pass at the Purdue 10-yard line and returned to the FAU 35-yard line. Jefferson's second pick of the season led to a four-yard touchdown catch by TJ Sheffield to extend the lead to 28-20.

Following FAU's touchdown with 5:21 to play that cut the Boilermaker lead to two, Cam Allen dove in front of a double-pass on the Owl's ensuing two-point conversion in the endzone to keep Purdue ahead.

The defense stopped FAU's final drive cold on fourth down with 46 seconds remaining. As Perry reached over a pile on fourth-and-one, linebacker Jacob Wahlberg punched the ball free, and Sanoussi Kane pounced on the loose ball to seal the win.

Purdue quarterback Austin Burton, starting in place of the injured Aidan O'Connell, threw for a career-high three touchdowns on 21-for-29 passing and 166 yards. The sixth-year passer worked around an interception in the third quarter to lead Purdue to a scoring drive in each quarter.

The Boilermakers finished with more rushing yards than passing for the first time since 2018 against Eastern Michigan, ending with 188 yards on the ground and 166 through the air. Running back Dylan Downing crossed the century mark for the first time in his career to end the night with 133 yards on 15 carries and a touchdown.

Downing was the first Boilermaker to rush for over 100 yards since Zander Horvath ran for 101 yards against Rutgers in 2020.

WEEK 4 STATS	
Purdue	7 7 7 7 28
FAU	0 13 7 6 26

Scoring Summary

1st PUR - #15 C.Jones 7 yd pass from #12 A.Burton (kick)	0-7
2nd FAU - #38 M.Suarez 27 yd FG	3-7
2nd FAU - #1 L.Wester 13 yd pass from #7 N.Perry (kick)	10-7
2nd FAU - #38 M.Suarez 39 yd FG	13-7
2nd PUR - #15 C.Jones 12 yd pass from #12 A.Burton (kick)	13-14
3rd PUR - #38 D.Downing 2 yd rush (kick)	13-21
3rd FAU - #1 L.Wester 16 yd pass from #7 N.Perry (kick)	20-21
4th PUR - #8 T.Sheffield 4 yd pass from #12 A.Burton (kick)	20-28
4th FAU - #1 L.Wester 5 yd pass from #7 N.Perry (pass failed)	26-28

Team Statistics	PUR	FAU
First Downs	21	21
Rushing Yards	188	189
Passing Yards	230	166
Total Offense	354	419

Top Rushing (Att-Yds-TD)

PUR	Downing (15-113-1), Mockobee (6-37-0)
FAU	Perry (13-93-0), McCammon (15-39-0)

Top Passing (Cmp-Att-Yds-I-TD)

PUR	Burton (21-29-166-1-3)
FAU	Perry (18-30-230-1-3)

Top Receiving (Rec-Yds-TD)

PUR	Jones (9-59-2), Mockobee (4-59-0), Sheffield (2-22-1)
FAU	Wester (9-90-3)

WEEK 5	
20 PURDUE	
10 #21 MINNESOTA	
OCT. 1, 2022	
HUNTINGTON BANK STADIUM • MINNEAPOLIS, MINN.	

Purdue's defense intercepted three passes, while the offense rushed for 160 yards and two scores to pull off a 20-10 win over No. 21 Minnesota on Saturday afternoon at Huntington Bank Stadium. The Boilermakers moved to 3-2 on the year and 1-1 in Big Ten play with their first win in Minneapolis since 2007.

Purdue's defense stymied Minnesota (4-1, 1-1) all afternoon long with a trio of interceptions, seven tackles-for-loss, two sacks and six pass breakups. Safety Cam Allen delivered a pair of momentum swings with an end zone interception in the second quarter, before the game-sealing pick late in the final frame.

Facing an offense that averaged 294.5 yards rushing over its first four games, the Boilermakers were stout defensively, limiting the Golden Gophers to just 47 yards rushing. It was the first time Purdue held a team to 50 or fewer rushing yards since 2017 when Nebraska recorded 40 yards on the ground.

Linebacker Semisi Fakasiieiki led the way defensively with eight stops, including a pair behind the line. Seven different Boilermakers contributed to a tackle-for-loss. Purdue's defense allowed just three points off three giveaways on Saturday.

The Boilermakers jumped out to a 10-0 lead in the first quarter. Running back Dylan Downing pounded his way into the end zone for a two-yard touchdown to start the scoring. Mitchell Fineran later added a season-long 43-yard field goal. The defense meanwhile stood tall on Minnesota's opening four drives, forcing a three-and-out, interception by Jacob Wahlberg.

Purdue's offense found its rhythm in the fourth. Fineran put the Boilermakers back in front with a 25-yard field goal with 4:57 to play. The Boilermakers made it a 10-point gap when redshirt Devin Mockobee found the end zone with 3:13 left on a two-yard rush, following a career-long 68-yard carry.

WEEK 5 STATS	
Purdue	10 0 0 10 20
Minnesota	0 3 7 0 10

Scoring Summary

1st PUR - #38 D.Downing 2 yd rush (kick)	7-0
1st PUR - #24 M.Fineran 43 yd FG	10-0
2nd MINN - #95 M.Trickett 45 yd FG	10-3
3rd MINN - #21 B.Williams 1 yd rush (kick)	10-10
4th PUR - #24 M.Fineran 25 yd FG	13-10
4th PUR - #45 D.Mockobee 2 yd rush (kick)	20-10

Team Statistics	PUR	MINN
First Downs	18	14
Rushing Yards	160	47
Passing Yards	199	257
Total Offense	359	304

Top Rushing (Att-Yds-TD)

PUR	Mockobee (11-112-1), Downing (10-32-1)
MINN	Williams (11-35-1), Potts (9-22-0)

Top Passing (Cmp-Att-Yds-I-TD)

PUR	O'Connell (27-40-199-2-0)
MINN	Morgan (18-33-257-3-0)

Top Receiving (Rec-Yds-TD)

PUR	Jones (6-55-0), Burks (4-35-0), Downing (4-28-0), Durham (4-21-0), Tracy Jr. (4-14-0)
MINN	Jackson (6-110-0), Williams (5-33-0), Spann-Ford (3-53-0), Brown-Stephens (3-53-0)

WEEK 6	
31 PURDUE	
29 MARYLAND	
OCT. 8, 2022	
SECU STADIUM • COLLEGE PARK, Md.	

Back-to-back fourth quarter touchdown drives for Purdue sandwiched in between two straight stops on point after attempts gave Purdue a 31-29 victory over Maryland on Saturday at SECU Stadium.

The defense for Purdue came up big for the second straight week against a potent offense. The Boilermakers produced three sacks to go with six tackles for loss and four break ups.

Head coach Jeff Brohm's squad produced two crucial stops with their backs against the wall. Safety Cam Allen blocked an extra point in the fourth that kept it at a six-point game. Then the Terrapins were turned away by a stout defensive effort on their two-point attempt to tie it up with 0:35 seconds left.

Senior linebacker Jalen Graham returned to the field for his first action since the opener against Penn State and led the team with nine tackles (one for loss). Defensive end Khordae Sydnor had a big day of his own, recording a career high two sacks.

Redshirt senior cornerback Cory Trice nabbed his first interception of the year to give Purdue a pick in five of six games this season. Trice's takeaway led to the first touchdown of the day for the Boilermakers.

Quarterback Aidan O'Connell led the way for the offense, going 30-of-41 for 360 yards and two touchdowns. He found ten different receivers on the day to drive Purdue another crucial conference victory at the midway point of the season.

His primary target on the day was tight end Payne Durham.

The big man went for 109 yards on seven catches and a touchdown and his huge fourth quarter helped seal the win for the Boilermakers. An endzone snag with 3:19 left tied the game and then a season-long 56 yard catch and rumble down to the two yard-line led to a Devin Mockobee touchdown that sealed the game.

WEEK 6 STATS	
Purdue	3 14 0 14 31
Maryland	7 10 0 12 29

Scoring Summary

1st UMD - #3 T.Tagovailoa 9 yd rush (kick)	0-7
1st PUR - #24 M.Fineran 39 yd FG	3-7
2nd PUR - #38 D.Downing 1 yd rush (#24 M.Fineran kick), 11-65, 04:48	10-7
2nd UMD - #38 C.Ryland 46 yd FG, 8-52, 03:35	10-10
2nd PUR - #9 M.Rice 4 yd pass from #16 A.O'Connell (kick)	7-10
2nd UMD - #84 C.Dyches 68 yd pass from #3 T.Tagovailoa (kick)	17-17
4th UMD - #24 Hemby 11 yd pass from #3 T.Tagovailoa (kick blocked)	17-23
4th PUR - #87 P.Durham 4 yd pass from #16 A.O'Connell (kick)	24-23
4th PUR - #45 D.Mockobee 1 yd rush (kick)	31-23
4th UMD - #84 Dyches 18 yd pass from #3 T.Tagovailoa (pass failed)	31-29

Team Statistics	PUR	UM
First Downs	23	18
Rushing Yards	13	72
Passing Yards	360	315
Total Offense	373	387

Top Rushing (Att-Yds-TD)

PUR	Mockobee (13-26-1), Downing (8-13-1)
UM	Littleton II (6-30-0), Hemby (7-26-0)

Top Passing (Cmp-Att-Yds-I-TD)

PUR	O'Connell (31-40-360-1-2)
UM	Tagovailoa (26-38-1-3)

Top Receiving (Rec-Yds-TD)

PUR	Durham (7-109-1), Rice (5-54-1), Sheffield (4-48-1)
UM	Hemby (5-63-1), Dyches (4-106-2), Copeland (4-44-0)



WEEK 7

43 PURDUE
37 NEBRASKA

OCT. 15, 2022
 ROSS-ADE STADIUM • WEST LAFAYETTE, IND.

Quarterback Aidan O'Connell threw for four touchdowns, running back Devin Mockobee rushed for 178 yards and the defense intercepted a pair of passes as Purdue outlasted Nebraska for a 43-37 win. The Boilermakers pulled within one win of bowl eligibility and improved to 5-2 on the year and 3-1 in Big Ten play.

The Boilermakers are now 3-2 in one-possession games this season.

Purdue jumped out to an early 10-0 lead early in the first after a two-yard touchdown toss from quarterback Aidan O'Connell to TJ Sheffield and a 37-yard field goal by Mitchell Fineran. The Cornhuskers (3-4, 2-2) responded with 10 straight points to even the score midway through the second.

O'Connell started a 17-point run before the half by the Boilermakers with a 31-yard pitch-and-catch to Charlie Jones. Fineran nailed another 37-yard kick before running back Mockobee found pay dirt from one yard out.

After Nebraska rolled off 13 unanswered points to cut the gap to four late in the third quarter, Sheffield danced around the Cornhusker defense for a 28-yard touchdown. Fineran, who went 3-for-4 on the night, tacked on a 34-yard kick in the fourth, before Jones added his second touchdown catch from two yards out with 6:55 to play to open a 43-30 lead.

Nebraska trimmed Purdue's lead down to six with 5:55 left, O'Connell and the offense ran the clock with a 12-play, 53-yard drive.

O'Connell notched the fifth four-touchdown game of his career. The sixth-year thrower connected on 35 of his 54 passes for 391 yards. Receivers Jones and Sheffield both snagged a pair of touchdown passes and finished with 132 and 70 yards receiving, respectively.

WEEK 7 STATS

Purdue	10	17	7	9	43
Nebraska	0	13	17	7	37

Scoring Summary

1st PUR - #8 T.Sheffield 2 yd pass from #16 A.O'Connell (kick)	0-7
1st PUR - #24 M.Fineran 37 yd FG	0-10
2nd NEB - #0 J.Yant 1 yd rush (kick)	7-10
2nd NEB - #38 T.Bleekrode 36 yd FG	10-10
2nd PUR - #15 C.Jones 31 yd pass from #16 A.O'Connell (kick)	10-17
2nd PUR - #24 M.Fineran 37 yd FG	10-20
2nd PUR - #45 D.Mockobee 1 yd rush (kick)	10-27
2nd 00:00 NEB - #38 T.Bleekrode 43 yd FG	13-27
3rd NEB - #3 T.Palmer 37 yd pass from #11 C.Thompson (kick)	20-27
3rd NEB - #38 T.Bleekrode 22 yd FG	23-27
3rd PUR - #8 T.Sheffield 28 yd pass from #16 A.O'Connell (kick)	23-34
3rd NEB - #3 T.Palmer 72 yd pass from #11 C.Thompson (kick)	30-34
4th PUR - #24 M.Fineran 34 yd FG	30-37
4th PUR - #15 C.Jones 2 yd pass from #16 A.O'Connell (kick missed)	30-43
4th NEB - #10 A.Grant 1 yd rush (kick)	37-43

Team Statistics	PUR	NEB
First Downs	38	15
Rushing Yards	217	122
Passing Yards	391	354
Total Offense	608	476

Top Rushing (Att-Yds-TD)

PUR	Mockobee (30-178-1), Doerue (8-34-0)
UNL	Palmer (1-60-0), Grant (11-35-1)

Top Passing (Cmp-Att-Yds-I-TD)

PUR	O'Connell (35-54-391-1-4)
UNL	Thompson (16-29-354-2-2)

Top Receiving (Rec-Yds-TD)

PUR	Jones (12-132-2), Sheffield (5-70-2), Durham (5-30-0)
UNL	Palmer (7-237-2), Vokolek (3-38-0)

WEEK 8

35 WISCONSIN
24 PURDUE

OCT. 22, 2022
 CAMP RANDALL STADIUM • MADISON, WISC.

The Purdue football team saw its four-game winning streak come to an end Saturday with a 35-24 loss at Wisconsin.

Running back Devin Mockobee topped the century mark rushing for the third time this season and the second straight week. The redshirt freshman carried the ball 23 times for 108 yards and one score.

Wide receiver Charlie Jones grabbed 10 passes for 105 yards. It was his fourth 10-catch game of the season, making him the fifth Purdue receiver to have four or more 10-reception games in a season since 2000.

The Boilermakers (5-3, 3-2) outgained Wisconsin (4-4, 2-3) 431-381 and finished with 111 yards on the ground and 320 through the air. Quarterback Aidan O'Connell threw for 320 yards, his 13th career 300-yard game, on 31-of-46 with one touchdown and three interceptions.

Down 25-in the third quarter, the Boilermakers outscored Wisconsin 21-14 in the second half. Purdue's punt team forced a fumble in the third that long snapper Nick Zecchino pounced on to set up an eight-yard touchdown pass from O'Connell to tight end Payne Durham.

Including Durham's score with 4:12 to play in the third, Purdue found the end zone on three of its final four drives including a pair of one-yard runs by Mockobee and O'Connell.

Wisconsin built a 21-3 lead through the first half, scoring on its first two offensive possessions and returning an interception for a touchdown on Purdue's first drive. Mitchell Fineran gave Purdue its lone points in the opening 30 minutes on a 36-yard field goal late in the second quarter.

WEEK 8 STATS

Purdue	0	3	7	14	24
Wisconsin	21	0	14	0	35

Scoring Summary

1st WIS - #11 S.Bell 29 yd pass from #5 G.Mertz (kick)	0-7
1st WIS - #15 J.Torchio 31 yd interception return (kick)	0-14
1st WIS - #13 C.Dike 3 yd pass from #5 G.Mertz (kick)	0-21
2nd PUR - #24 M.Fineran 36 yd FG	3-21
3rd WIS - #0 B.Allen 14 yd rush (kick)	3-28
3rd PUR - #87 P.Durham 8 yd pass from #16 A.O'Connell (kick)	10-28
3rd WIS - #20 I.Guerendo 54 yd rush (kick)	10-35
4th 12:05 PUR - #45 D.Mockobee 1 yd rush (kick)	17-35
4th 01:24 PUR - #16 A.O'Connell 1 yd rush (#24 M.Fineran kick)	24-35

Team Statistics	PUR	WIS
First Downs	22	16
Rushing Yards	111	178
Passing Yards	320	203
Total Offense	431	381

Top Rushing (Att-Yds-TD)

PUR	Mockobee (23-108-1), Lewis (5-22-0)
UW	Allen (16-113-1), Guerendo (7-72-1)

Top Passing (Cmp-Att-Yds-I-TD)

PUR	O'Connell (31-46-320-3-1)
UW	Mertz (13-21-203-0-2)

Top Receiving (Rec-Yds-TD)

PUR	Jones (10-105-0), Durham (6-66-1)
UW	Bell (4-87-1), Dike (3-36-1)

WEEK 9

24 IOWA
3 PURDUE

NOV. 5, 2022
 ROSS-ADE STADIUM • WEST LAFAYETTE, IND.

On a blustery day in West Lafayette, the Purdue football team could not extend its winning streak against Iowa to three games, falling 24-3 to the Hawkeyes on Saturday at Ross-Ade Stadium. Both sides had to battle gusting conditions that featured constant winds of 25 mph with gusts over 45 mph.

Wide receiver Charlie Jones caught 11 passes for 104 yards. He joined Rondale Moore as the second Boilermaker since 2000 to have at least five games with double-digit catches. Jones also became the sixth player in Purdue history to top the century mark six times in a single season.

Quarterback Aidan O'Connell threw for 168 yards on 20-of-43 passing with two interceptions. Running back Devin Mockobee had 14 carries for 65 yards.

The Purdue defense recorded seven tackles-for-loss, one shy of the season high. Defensive lineman Jack Sullivan led the way, matching his career high with a pair of stops behind the line. Fellow lineman Lawrence Johnson recorded 1.5 sacks on Iowa quarterback Spencer Petras for a new career high.

The two sides traded punts early on without much traction offensively in the first quarter. The Hawkeyes took advantage of a pair of Purdue interceptions to open a 17-0 lead midway through the second.

Mitchell Fineran converted a 34-yard field goal with 1:40 left in the first half for Purdue's only points of the game. The Hawkeyes scored the final points of the game 17 seconds into the third quarter on a 75-yard touchdown run by Keagan Johnson.

Petras connected on 13 of his 23 passes for 192 yards and two touchdowns, while Johnson rushed for 200 yards on 22 touches with one score.

WEEK 9 STATS

Purdue	0	3	0	0	3
Iowa	0	17	7	0	24

Scoring Summary

2nd IOW - #84 S.LaPorta 16 yd pass from #7 S.Petras (kick)	7-0
2nd IOW - #89 N.Ragaini 29 yd pass from #7 S.Petras (kick)	14-0
2nd IOW - #18 D.Stevens 26 yd FG	17-0
2nd PUR - #24 M.Fineran 34 yd FG	17-3
3rd IOW - #2 K.Johnson 75 yd rush (kick)	24-3

Team Statistics	PUR	IOWA
First Downs	17	15
Rushing Yards	87	184
Passing Yards	168	192
Total Offense	255	376

Top Rushing (Att-Yds-TD)

PUR	Mockobee (14-65-0), Downing (9-35-0)
IOWA	Johnson (22-200-1)

Top Passing (Cmp-Att-Yds-I-TD)

PUR	O'Connell (20-43-2-0)
IOWA	Petras (13-223-192-0-2)

Top Receiving (Rec-Yds-TD)

PUR	Jones (11-104-0)
IOWA	LaPorta (3-71-1), Ragaini (3-48-1)





WEEK 10

31 PURDUE

24 #21 ILLINOIS

NOV. 12, 2022

MEMORIAL STADIUM • CHAMPAIGN, ILL.

CHAMPAIGN, Ill. - The Cannon is coming back to West Lafayette. Purdue went on the road Saturday afternoon and knocked off No. 21 Illinois, 31-24. The Boilermakers became bowl eligible for the fourth time in six seasons under head coach Jeff Brohm.

When Purdue (6-4, 4-3) needed it most, the defense stepped up. The Boilermakers held Illinois (7-3, 4-3) off the board on three of the final four drives in the fourth quarter, including a key interception by Kieren Douglas with 3:37 to play and Purdue up seven.

Sanoussi Kane topped all tacklers with nine on the afternoon with eight solos, one for loss and a forced fumble. The Boilermakers tallied five tackles-for-loss and a pair of sacks.

Illinois came into the game averaging 192.6 yards on the ground, led by running back Chase Brown's 149.3 yards per game. On Saturday, the Boilermakers limited those numbers to 102 and 98, respectively. It was Brown's first game under 100 yards rushing all season.

Purdue tight end Payne Durham had a career day with a pair of touchdown receptions, finishing the day with a team-high seven catches for 70 yards. Quarterback Aidan O'Connell threw for 237 yards on 25-of-40 passing with three touchdowns.

Running back Devin Mockobee notched his fourth 100-yard game of the season, going for 106 yards on 28 carries and a touchdown. Purdue posted 142 yards on the ground to outgain 379-303 overall for the game.

WEEK 10 STATS					
Purdue	0	14	7	10	31
Illinois	7	7	7	3	24

Scoring Summary

1st	ILL - #2 C.Brown 2 yd rush (kick)	0-7
2nd	PUR - #45 D.Mockobee 6 yd rush (kick)	7-7
2nd	ILL - #2 C.Brown 8 yd rush (kick)	7-14
2nd	PUR - #15 C.Jones 32 yd pass from #16 A.O'Connell (kick)	14-14
3rd	PUR - #87 P.Durham 5 yd pass from #16 A.O'Connell (kick)	21-14
3rd	ILL - #7 B.Hightower 6 yd pass from #3 T.Devito (kick)	21-21
4th	PUR - #87 P.Durham 12 yd pass from #16 A.O'Connell (kick)	28-21
4th	PUR - #24 M.Fineran 25 yd FG	31-21
4th	ILL - #5 C.Griffin 38 yd FG	31-24

Team Statistics	PUR	ILL
First Downs	25	18
Rushing Yards	142	102
Passing Yards	237	201
Total Offense	379	303

Top Rushing (Att-Yds-TD)

PUR	Mockobee (28-106-1)
ILL	Brown (23-98-2)

Top Passing (Cmp-Att-Yds-I-TD)

PUR	O'Connell (25-40-237-1-3)
ILL	Devito (18-32-201-1-1)

Top Receiving (Rec-Yds-TD)

PUR	Durham (7-70-2), Sheffield (6-72-0), Jones (4-66-1)
ILL	Hightower (5-89-1), Brown (3-32-0), Bryant (3-25-0)

WEEK 11

- PURDUE

- NORTHWESTERN

NOV. 19, 2022

ROSS-ADE STADIUM • WEST LAFAYETTE, IND.

INSIDE THE MATCHUP

Record:	52-33-1
In West Lafayette:	22-14
In Evanston:	28-19-1
Neutral:	2-0
Most points scored by Purdue:	56 (1998)
Most points scored by Northwestern:	48 (2008)
Largest margin of victory by Purdue:	42 (1984)
Largest margin of victory by Northwestern:	32 (1916)

LAST 10 MEETINGS

Date	Pur/Opp Rank	Result	Purdue	Opp	Location
10/3/2009	-	L	21	27	H
10/9/2010	-	W	20	17	A
11/22/2014	-	L	14	38	H
11/14/2015	/24(20)	L	14	21	A
11/12/2016	-	L	17	45	H
11/11/2017	/(25)	L	13	23	A
8/30/2018	-	L	27	31	H
11/9/2019	-	W	24	22	A
11/14/2020	/23	L	20	27	H
11/20/2021	-	W	32	14	2

(2) denotes Wrigley Field, Chicago, Ill.

TOP 100-YARD RUSHING GAMES VS. NORTHWESTERN

233 Otis Armstrong (32) vs. Northwestern, 10/21/1972
193 Mel Gray (25) vs. Northwestern, 10/16/1982
190 Jimmy Smith (29) at Northwestern, 11/1/1980

TOP 300-YARD PASSING GAMES VS. NORTHWESTERN

431 Curtis Painter (35-49) at Northwestern, 10/14/2006
423 Aidan O'Connell (29-39) vs. Northwestern, 11/20/2021
405 Drew Brees (32-50) vs. Northwestern, 9/25/1999

TOP 100-YARD RECEIVING GAMES VS. NORTHWESTERN

186 Brian Alford at Northwestern, 11/16/1996 (7)
184 Leroy Keyes vs. Northwestern, 10/7/1967 (6)
153 Dorian Bryant vs. Northwestern, 10/15/2005 (16)

WEEK 11 STATS					
Purdue	-	-	-	-	-
Northwestern	-	-	-	-	-

Scoring Summary

Team Statistics	PUR	NU
First Downs		
Rushing Yards		
Passing Yards		
Total Offense		

Top Rushing (Att-Yds-TD)

PUR	-
NU	-

Top Passing (Cmp-Att-Yds-I-TD)

PUR	-
NU	-

Top Receiving (Rec-Yds-TD)

PUR	-
NU	-

WEEK 12

- PURDUE

- INDIANA

NOV. 26, 2022

MEMORIAL STADIUM • BLOOMINGTON, IND.

INSIDE THE MATCHUP

Record:	75-42-6
In West Lafayette:	39-23-4
In State College:	35-19-2
Neutral:	1-0
Most points scored by Purdue:	68 (1892)
Most points scored by Penn State:	56 (2013)
Largest margin of victory by Purdue:	68 (1892)
Largest margin of victory by Penn State:	45 (1988)

LAST 10 MEETINGS

Date	Pur/Opp Rank	Result	Purdue	Opp	Location
11/26/2011	-	W	33	25	A
11/24/2012	-	W	56	35	H
11/30/2013	-	L	36	56	A
11/29/2014	-	L	16	23	A
11/28/2015	-	L	36	54	H
11/26/2016	-	L	24	26	A
11/25/2017	-	W	31	24	H
11/24/2018	-	W	28	21	A
11/30/2019	-	L-OT	41	44	H
11/27/2021	-	W	44	7	H

TOP 100-YARD RUSHING GAMES VS. INDIANA

276 Otis Armstrong (32) vs. Indiana, 11/25/1972 (Purdue record)
264 Mike Alstott (25) vs. Indiana, 11/24/1995
217 Markell Jones (31) vs. Indiana, 11/25/2017

TOP 300-YARD PASSING GAMES VS. INDIANA

522 Kyle Orton (33-54) vs. Indiana, 11/20/2004
485 Danny Etling (33-49) at Indiana, 11/30/2013
448 Curtis Painter (38-54) vs. Indiana, 11/22/2008

TOP 100-YARD RECEIVING GAMES VS. INDIANA

209 Kyle Ingraham vs. Indiana, 11/20/2004 (11)
162 Brian Alford vs. Indiana, 11/23/1996 (5)
159 Cliff Benson vs. Indiana, 11/20/1982 (8)

WEEK 12 STATS					
Purdue	-	-	-	-	-
Indiana	-	-	-	-	-

Scoring Summary

Team Statistics	PUR	IU
First Downs		
Rushing Yards		
Passing Yards		
Total Offense		

Top Rushing (Att-Yds-TD)

PUR	-
IU	-

Top Passing (Cmp-Att-Yds-I-TD)

PUR	-
IU	-

Top Receiving (Rec-Yds-TD)

PUR	-
IU	-





BRYCE HAMPTON **0**

Cornerback • 5-11 • 205 • R-Sr.
Las Vegas, Nev. • American Studies
Adams State • Centennial

- Transferred to Purdue ahead of the 2022 season
- Started career at Mesa CC in 2017, took 2018 off when school closed, played at Snow CC in 2019 and Adams State in 2021.

	GP	SOLO	AST	TOT	TFL	SACKS	INT	PD	FF	FR	BLK
2021*	11	36	16	52	1.0-3	1.0-3	7	9	1	0	0
2022	10	20	1	21	2-3	0-0	0	1	0	0	0
Total	21	56	17	73	3.0-6	1.0-3	7	10	1	0	0



REESE TAYLOR **1**

Defensive Back • 5-11 • 195 • 5th
Indianapolis, Ind. • Sociology
Indiana • Ben Davis

- Transitioned to defensive back at Indiana, All-Big Ten Third Team (Phil Steele) and honorable mention (coaches/media) returner in 2020
- 2017 Indiana Mr. Football
- Quarterbacked Ben Davis to an Indiana 6A title as a senior
- No. 5 prospect in Indiana by ESPN, two-time first team all-state pick
- Played quarterback with Broc Thompson, Tyrone Tracy and David Bell in Indiana Elementary Football Association

	GP	SOLO	AST	TOT	TFL	SACKS	INT	PD	FF	FR	BLK
2018*	12	7	0	7	0-0	0-0	0	0	0	0	0
2019*	11	13	0	13	1-1	0-0	1	2	0	0	0
2020*	8	25	4	29	4-24	1-13	1	7	1	0	0
2021*	9	20	5	25	3-9	1-6	0	2	0	0	0
2022	9	19	3	22	0-5-2	0-0	1	5	0	0	0
Total	49	84	12	96	8.5-36	2.0-19	3	15	1	0	0

	KR	YDS	TD	Long	AVG/R	AVG/G
2018	3	66	0	28	22.0	5.5
2019	0	0	0	0	0.0	0.0
2020	1	21	0	21	21.0	2.6
2021	0	0	0	0	0.0	0.0
2022	0	0	0	0	0.0	0.0
Total	4	87	0	28	21.8	2.2



TYRONE TRACY JR. **3**

Wide Receiver • 6-1 • 210 • R-Sr.
Indianapolis, Ind. •
Iowa • Decatur Central

- Spent four seasons at Iowa, joined Purdue before spring camp
- Caught 66 passes for 871 yards and five touchdowns at Iowa
- 2017 Indiana Gatorade Player of the Year, three-time first team all-state
- Played youth football with Reese Taylor (QB), Broc Thompson and David Bell in Indianapolis

	GP	REC	YDS	TD	Long	REC/G	AVG/C	AVG/G
2018*	4	1	22	0	22	0.3	22	5.5
2019*	13	36	589	3	75	2.8	16.4	45.3
2020*	8	14	154	1	24	1.8	11	19.3
2021*	13	15	106	1	14	1.2	7.1	8.2
2022	10	25	184	0	32	2.5	7.4	18.4
Total	48	91	1055	5	75	1.9	11.6	22.0



DEION BURKS **4**

Wide Receiver • 5-11 • 185 • R-Fr.
Belleville, Mich. • Selling & Sales
Belleville

- Made one catch as a freshman
- Three-star recruit by Rivals and 247Sports
- First team all-state as a senior, also ran track in high school

	GP	REC	YDS	TD	Long	REC/G	AVG/C	AVG/G
2021	4	1	26	0	26	0.3	26.0	6.5
2022	10	14	132	0	30	1.4	9.4	13.2
Total	14	15	158	0	30	1.1	10.5	11.3




ELIJAH CANION **5**

Wide Receiver • 6-4 • 220 • Jr.
Hollywood, Fla. • Finance
Auburn • Chaminade-Madonna

- Transferred to Purdue after seven catches in six games at Auburn
- Had three catches for 80 yards and a touchdown for Auburn in the 2021 Outback Bowl against Northwestern in collegiate debut
- Won three consecutive 3A Florida state championships
- Top 75 prospect in Florida and top 80 receiver in the nation

	GP	REC	YDS	TD	Long	REC/G	AVG/C	AVG/G
2020*	2	3	80	1	57	1.5	26.7	40.0
2021*	4	4	46	0	17	1.0	11.5	11.5
2022	1	0	0	0	0	0.0	0.0	0.0
Total	7	7	126	1	57	1.2	18.0	21.0



NIC CARAWAY **5**

Defensive End • 6-4 • 260 • Fr.
Bryan, Texas • Selling & Sales
Bryan

- Played in the 2022 Adidas All-American Bowl
- Four-star recruit and No. 22 defensive lineman by 247Sports

	GP	SOLO	AST	TOT	TFL	SACKS	INT	PD	FF	FR	BLK
2022	10	8	5	13	0-0	0-0	0	0	0	0	0
Total	10	8	5	13	0-0	0-0	0	0	0	0	0




JALEN GRAHAM **6**

Linebacker/Safety • 6-3 • 220 • Sr.
Detroit, Mich. • Selling & Sales
Cass Tech

- Represented Purdue at Big Ten Media Days
- 2021 All-Big Ten honorable mention by coaches and media
- Picked off a pair of passes, returning one for a score against Nebraska in 2021, earning Big Ten Defensive Player of the Week honors
- Tied Jordan Mosely from Maryland for most pass breakups by an linebacker in the Big Ten last year with seven
- Converted to linebacker after playing quarterback in high school
- Three-star recruit, and first team all-state as a senior

	GP	SOLO	AST	TOT	TFL	SACKS	INT	PD	FF	FR	BLK
2019	11	24	13	37	2.5-4	0-0	0	1	0	0	0
2020	5	12	4	16	1-8	0-0	0	0	1	2	0
2021	13	45	19	64	4-20	1-8	2	9	1	0	0
2022	6	28	5	33	4-21	1-4	0	4	1	0	0
Total	35	109	41	150	11.5-50	2-19	2	14	3	2	0



JAMARI BROWN **7**

Cornerback • 6-3 • 200 • R-Sr.
Sunrise, Fla. • Sociology
Kentucky • Blanche Ely

- Tied for the team lead in pass breakups in 2021 with seven
- Joined Kieren Douglas to stop Tennessee's Jaylen Wright short of the goal line on fourth down in overtime of the 2021 Music City Bowl
- Thrust into the starting lineup against Notre Dame in 2021
- Played in 15 games over two seasons at Kentucky
- Ran the 100m, 200m and 4x400m for track in high school

	GP	SOLO	AST	TOT	TFL	SACKS	INT	PD	FF	FR	BLK
2018*	1	0	0	0	0	0	0	0	0	0	0
2019*	11	20	5	25	1	0	0	7	0	1	0
2020*	4	1	0	1	0	0	0	0	0	0	0
2021	13	25	7	32	1.5	1-10	0	7	2	0	0
2022	10	11	0	11	2-1	1-0	1	3	0	0	0
Total	39	57	12	69	4.5-14	2-10	1	16	2	1	0



TJ SHEFFIELD **8**

Wide Receiver • 5-11 • 190 • R-Jr.
Thompson's Station, Tenn. • Selling & Sales
Independence HS

- Used as a primary kickoff and punt returner in 2020 and 2021
- Caught the game-winning touchdown against Illinois in 2021
- Four-star recruit by ESPN was a finalist for Tennessee Titans' Mr. Football
- Tabbed as the 14th prospect in Tennessee and 46th receiver in the nation
- Competed in track in the 100m, 200m, 400m, 4x400m, triple jump, long jump and high jump

• TJ stands for Taylor Jamal

	GP	REC	YDS	TD	Long	REC/G	AVG/C	AVG/G
2019	3	2	12	0	8	0.7	6.0	4.0
2020	6	2	11	0	10	0.3	5.5	1.8
2021	12	36	325	5	38	3.0	9.0	27.1
2022	10	31	347	3	34	3.1	11.2	34.7
Total	31	71	695	8	38	2.3	9.8	22.4

	KR	YDS	TD	Long	AVG/R	AVG/G
2019	2	30	0	16	15.0	10.0
2020	19	397	0	41	20.9	66.2
2021	7	75	0	20	15.0	6.3
2022	0	0	0	0	0.0	0.0
Total	28	502	0	41	17.9	20.9

	PR	YDS	TD	Long	AVG/R	AVG/G
2019	0	0	0	0	0.0	0.0
2020	2	4	0	4	2.0	0.7
2021	14	109	0	15	7.8	9.1
2022	0	0	0	0	0.0	0.0
Total	16	113	0	15	7.1	4.7




MERSHAWN RICE **9**

Wide Receiver • 6-3 • 210 • R-Jr.
Reynoldsburg, Ohio • Communication
Reynoldsburg

- Was in the receiver rotation in 2021 before going down with injury
- Four-star recruit by Rivals

	GP	REC	YDS	TD	Long	REC/G	AVG/C	AVG/G
2019	1	0	0	0	0	0.0	0.0	0.0
2020	1	0	0	0	0	0.0	0.0	0.0
2021	3	6	69	1	17	2.0	11.5	23.0
2022	10	16	214	1	29	1.6	13.4	21.4
Total	15	22	283	2	29	1.5	12.9	18.9



CAM ALLEN **10**

Safety • 6-1 • 200 • Sr.
Bluefield, Va. • Kinesiology
Graham

- Big Ten Defensive Player of the Week after two interceptions in the win over No. 21 Minnesota
- Preseason Third Team All-Big Ten (Phil Steele)
- Two-time All-Big Ten honorable mention
- Led the team with four interceptions in 2021, fourth in the Big Ten
- Three-star prospect, won the 2018 Class 2 Virginia State Championship
- As a quarterback in high school accounted for 61 touchdowns as a senior, third most in Virginia high school history
- Reached the Virginia Little League State Championship Game

	GP	SOLO	AST	TOT	TFL	SACKS	INT	PD	FF	FR	BLK
2019	11	26	6	32	2-4	0-0	1	4	0	0	0
2020	6	22	5	27	2-5	0-0	2	2	0	1	0
2021	13	45	21	66	1-1	0-0	4	7	0	1	0
2022	10	28	6	34	1.5-10	0-0	3	8	0	1	1
Total	40	120	38	158	7-20	0-0	10	21	0	3	1





AUSTIN BURTON

12

Quarterback • 6-4 • 210 • 6th
Newton, Mass. • M.S. Tech. Leadership
UCLA • West Orange

- Made first Purdue start against FAU, throwing for three scores
- First career start came against Oregon State on Oct. 5, 2019, when he was at UCLA (27-41, 236 yards, 1 TD)
- Waited 1,085 days between starts
- Made Purdue debut in 2021 in relief after sitting out the 2020 campaign as a transfer from UCLA. Graduated in three years from UCLA
- Sister Veronica played basketball at Northwestern, was a three-time Big Ten Defensive Player of the Year, 2022 WBCA Defensive Player of the Year and the seventh overall pick in the 2022 WNBA Draft to the Dallas Wings
- Father Steve played quarterback at Northwestern and sports reporter in Boston, mother Ginni was an All-American and Big Ten Champion swimmer at Northwestern, grandfather Ron was a consensus All-American running back for Northwestern (1959), played for the Boston Patriots and was inducted into the College Football Hall of Fame

GP	CMP	ATT	INT	YDS	TD	Long	%	AVG/P	AVG/G
2019*	6	44	64	0	365	1	30	.69	5.7
2021	7	5	7	0	44	0	11	.71	6.3
2022	3	24	32	1	199	3	28	.75	8.3
Total	16	73	103	1	608	4	30	.71	8.3

GP	Rush	YDS	TD	Long	AVG/A	AVG/G
2019*	23	100	1	16	4.3	16.7
2021	13	38	0	8	2.9	5.4
2022	12	37	0	10	3.1	12.3
Total	48	175	1	16	3.6	10.9



JAH'VON GRIGSBY

12

Safety • 5-11 • 195 • R-Fr.
Baton Rouge, La. • Communications
Scotlandville Magnet

- Three-star recruit, No. 20 player in Louisiana and No. 55 safety by 247Sports; No. 24-ranked player in Louisiana by Rivals

GP	SOLO	AST	TOT	TFL	SACKS	INT	PD	FF	FR	BLK
2022	6	3	0	3	0-0	0-0	0	0	0	0



BROC THOMPSON

13

Wide Receiver • 6-3 • 190 • Sr.
Indianapolis, Ind. • Selling & Sales
Marshall • Fork Union

- Preseason Fourth Team All-Big Ten (Athlon Sports)
- 217 receiving yards vs. Tennessee tied for fifth in Purdue history and set the Boilermaker bowl game record
- Joined Purdue in 2021 after two years at Marshall to be closer to his brother Cade who was diagnosed with cancer in 2020 (beat cancer in April of 2021)
- Wore 29 in 2021 to represent the 29 rounds of chemotherapy his brother Cade went through, switched to 13 in 2022 for the number his brother wore
- Played youth football in Indianapolis with Reese Taylor (QB), Tyrone Tracy and David Bell
- Father Ryan played nine seasons in the MLB and won a World Series with the New York Yankees; brother Trevor played basketball at Ohio State and professionally overseas

GP	REC	YDS	TD	Long	REC/G	AVG/C	AVG/G
2019*	12	19	334	0	54	1.6	27.8
2020*	4	14	228	0	40	3.5	57.0
2021	13	30	457	4	75	2.3	35.2
2022	2	3	28	0	18	1.5	14.0
Total	31	66	1,047	4	75	2.1	33.8



YANNI KARLAFTIS

14

Def. End/Linebacker • 6-3 • 235 • R-Fr.
West Lafayette, Ind. • Selling & Sales
West Lafayette

- Four-star recruit, No. 16 outside linebacker and No. 3 player in Indiana by 247Sports; No. 26 OLB and No. 2 player in Indiana by ESPN
- Older brother George was an All-American defensive end at Purdue and plays for the Kansas City Chiefs
- Father Matthew played football and threw javelin at Miami

GP	SOLO	AST	TOT	TFL	SACKS	INT	PD	FF	FR	BLK
2021	4	1	0	1	0-0	0-0	0	0	0	0
2022	5	1	1	2	0.5-1	0.5-1	0	0	0	0
Total	9	2	1	3	0.5-1	0.5-1	0	0	0	0



CHARLIE JONES

15

Wide Receiver • 6-0 • 185 • 6th
Deerfield, Ill. • Selling & Sales
Iowa • Buffalo • Deerfield

- Mid-Season All-America (PFF, AP, Athletic, Athlon)
- Biletnikoff Award | Paul Hornung Award | Senior Bowl Watch List
- Preseason Second Team All-America (Walter Camp) – Kick Returner
- Preseason Fourth Team All-America (Athlon Sports) – Kick Returner
- Preseason First Team All-Big Ten (Phil Steele) – Kick Returner
- Preseason Second Team All-Big Ten (PFF)
- Stays out with O'Connell after every practice since the start of camp
- 2021 Rodgers-Dwight Big Ten Return Specialist of the Year, All-Big Ten First Team by league's coaches and media
- Finished 2021 second in the nation in kick return yards (920), 13th in kickoff return touchdowns (1), 25th in kickoff return average (25.4) and 27th in punt return average (7.7)

• Played youth football with Aidan O'Connell for the Buffalo Grove Bills

GP	REC	YDS	TD	Long	REC/G	AVG/C	AVG/G
2018*	14	18	395	3	0	1.3	21.9
2020*	8	0	0	0	0	0.0	0.0
2021*	14	21	323	3	72	1.5	15.4
2022	10	87	1010	10	55	8.7	11.6
Total	44	126	1,728	16	72	2.7	13.7

GP	KR	YDS	TD	Long	AVG/R	AVG/G
2018*	17	289	0	43	17.0	8.0
2021*	25	635	1	100	25.4	37.4
2022	5	78	0	19	15.6	15.6
Total	47	1,002	1	100	21.3	25.1

GP	PR	YDS	TD	Long	AVG/R	AVG/G
2020*	21	221	1	54	10.5	6.1
2021*	38	285	0	41	7.5	7.9
2022	16	107	0	40	6.7	10.7
Total	75	613	1	54	8.2	13.9




CHRIS JEFFERSON

17

Safety • 5-11 • 195 • 5th
Euclid, Ohio • Sociology
Findlay • Benedictine

- Interception return for a touchdown against Penn State was third of his career and the sixth longest by a Boilermaker in the last 21 years
- Featured in defensive packages in 2021 with one interception
- Two-time NCAA Division II All-American
- G-MAC Defensive Player of the Year, First Team All-GMAC at Findlay in 2020
- Had 12 interceptions over three years at Findlay
- Played basketball and ran track in high school, was his high schools kicker and punter as a freshman

GP	SOLO	AST	TOT	TFL	SACKS	INT	PD	FF	FR	BLK
2018*	9	12	4	16	0	1	0	0	1	0
2019*	11	37	25	62	2-9	0	9	6	1	2
2020*	6	27	4	31	0	0	3	4	0	1
2021	12	36	11	47	2.5-8	0-0	1	4	0	0
2022	5	12	5	17	0-0	0-0	2	7	0	0
Total	43	124	49	173	4.5-17	0	16	19	1	4



O.C. BROTHERS

20

Linebacker • 6-2 • 235 • R-Jr.
Southwest Brevard County, Fla. • Sociology
Auburn • Rockledge

- Debuted for Purdue in 2021 on defense and special teams
- Transferred to Purdue after playing three games at Auburn over two years
- Ranked in the top 50 in the nation at outside linebacker; first team all-state and All-Space Coast in football, all-conference in basketball
- O.C. stands for the first two letters in his first name Octavius

GP	SOLO	AST	TOT	TFL	SACKS	INT	PD	FF	FR	BLK
2019*	2	2	0	2	1-1	0-0	0	0	0	0
2020*	1	0	1	1	0-0	0-0	0	0	0	0
2021	12	7	5	12	3.5-10	0-0	0	1	0	0
2022	8	17	7	24	0-0	0-0	0	2	0	0
Total	23	26	13	39	4.5-11	0-0	0	3	0	0



SANOUSSI KANE

21

Defensive Back • 6-0 • 205 • Jr.
Harlem, N.Y. • General Management
Blair Academy

- Saw time in 2020 and 2021 on defense and special teams
- Three-star recruit, No. 69 safety by ESPN, No. 95 by 247Sports.
- Wrestled in the 195-pound division for Blair Academy when team was ranked No. 1 in the nation
- Also played soccer and basketball

GP	SOLO	AST	TOT	TFL	SACKS	INT	PD	FF	FR	BLK
2020	6	2	1	3	0-0	0-0	0	0	0	0
2021	12	4	3	7	0.5-0	0-0	0	0	0	0
2022	10	42	10	52	3.5-16	1-11	0	1	2	1
Total	29	48	14	62	4-16	1-11	0	1	2	1



KING DOERUE

22

Running Back • 5-10 • 215 • Sr.
Amarillo, Texas • Kinesiology
Tascosa

- Named to Earl Campbell Award Watch List
- Led Purdue in rush yards and carries in 2021
- One of Purdue's primary backs since 2019
- Three-star recruit by ESPN, 247Sports and Rivals
- Enjoys playing chess in his spare time, best on the team

GP	Rush	YDS	TD	Long	AVG/A	AVG/G
2019	12	130	451	5	26	3.5
2020	4	17	64	0	16	3.8
2021	12	135	530	2	31	3.9
2022	4	27	97	3	9	3.6
Total	32	309	1145	10	31	3.7

GP	REC	YDS	TD	Long	REC/G	AVG/C	AVG/G
2019	20	148	2	22	1.7	7.4	12.3
2020	1	20	1	20	0.3	20.0	5.0
2021	20	156	0	46	1.7	7.8	13.0
2022	6	57	0	32	1.5	9.5	14.3
Total	47	381	3	46	1.5	8.1	11.9



CORY TRICE

23

Cornerback • 6-3 • 215 • R-Sr.
Hopkinsville, Ky. • M.S. Tech. Leadership
Christian County

- Preseason Fourth Team All-Big Ten (Athlon Sports)
- Senior Bowl Watch List
- Three-time Academic All-Big Ten, graduated
- Named No. 4 Preseason top-20 senior cornerbacks by The Athletic
- Missed final 10 games of 2021 due to injuries
- Southern Pennyrile Football Athlete and 5A-District 1 Player of the Year
- Best NBA2K player on the team

GP	SOLO	AST	TOT	TFL	SACKS	INT	PD	FF	FR	BLK
2018	3	1	0	1	0-0	0-0	0	0	0	0
2019	11	29	6	35	1-1	0-0	3	4	0	0
2020	6	27	4	31	1-1	0-0	0	2	0	0
2021	2	4	0	4	0-0	0-0	0	2	0	0
2022	10	18	1	19	1-2	0-0	1	9	0	0
Total	31	79	11	90	3-4	0-0	4	17	0	0



MITCHELL FINERAN

24

Kicker • 5-11 • 185 • 5th
Fort Valley, Ga. • M.S. Tech. Leadership
Samford • Peach County


- Named to Lou Groza Award Watch List
- Closed 2021 going 14-of-15, including a 4-for-4 performance in the Music City Bowl, capped by a 39-yard game winner in overtime
- Three-time All-SoCon honoree at Samford
- Spends off time fishing
- Top 30 kicker and five-star prospect by Kohls Kicking

GP	FG	Att	Long	Pct	Blkd	PAT-ATT	PTS
2018*	11	13	17	46	76.7	0	50-50
2019*	12	15	21	45	71.4	0	46-47
2021*	7	15	18	50	83.3	1	32-33
2021	13	24	29	49	82.7	1	40-42
2022	10	11	16	43	68.75	0	34-36
Total	53	78	101	50	77.23	2	198-203

FG-ATT	-19	20-29	30-39	40-49	50-59	60+
Career	2-2	28-32	31-40	16-24	1-3	-



P **GAME 11 NOTES • Purdue vs. Northwestern**




KOBE LEWIS
25

Running Back • 5-11 • 220 • R-Jr.
 Americus, Ga. • Selling & Sales
 Central Michigan • Americus-Sumter

- 2021 CMU Bill Boyden Leadership Award honoree
- Missed 2021 due to injury at Central Michigan, transferred summer of 2022
- Ranked 28th in the nation with 5.9 yards per carry in 2019
- Named Co-Player of the Year in Region 1-4A in Georgia
- Lettered in basketball and baseball in high school

	GP	Rush	YDS	TD	Long	AVG/A	AVG/G
2018*	12	10	37	0	7	3.7	3.1
2019*	14	182	1074	12	75	5.9	76.7
2020*	6	105	468	6	69	4.5	78.0
2022	10	30	101	0	12	3.4	10.1
Total	42	327	1,680	18	75	5.1	40.0

	REC	YDS	TD	Long	REC/G	AVG/C	AVG/G
2018*	0	0	0	0	0.0	0.0	0.0
2019*	23	164	0	33	1.6	7.1	11.7
2020*	17	106	1	18	2.8	6.2	17.7
2022	4	21	0	12	0.4	5.3	2.3
Total	44	291	1	33	1.1	6.6	7.1




ANDREW SOWINSKI
29

Wide Receiver • 6-0 • 195 • R-So.
 Indianapolis, Ind. • Marketing
 Chatard

- Father, Kevin, played baseball at Buffalo
- Sister, Mary, competes in long sprints/hurdles on the Purdue women's track & field team

	GP	REC	YDS	TD	Long	REC/G	AVG/C	AVG/G
2021	7	2	15	0	8	0.3	7.5	2.1
2022	8	7	51	0	11	0.9	7.3	6.4
Total	15	9	66	0	11	0.6	7.3	4.4



JACK ANSELL
30

Punter • 6-2 • 210 • So.
 Warrnambool, Australia • Selling & Sales
 Brauer College Secondary

- Named to mid-season Ray Guy Watch List
- Has not returned to Australia since he arrived in West Lafayette in 2021
- Worked with ProKick Australia to learn how to punt and get recruited
- Two-time state champion in triple jump and long jump in high school

	GP	Punt	YDS	Long	AVG	TB	FC	I20	50+	BLK
2021	12	44	1683	54	38.3	0	23	13	4	0
2022	10	38	1634	67	43.0	5	9	8	8	0
Total	22	82	3317	67	40.5	5	32	21	12	0



NICK ZECCHINO
31

Long Snapper • 6-0 • 210 • 7th
 Cedar Grove, N.J. • G.C. Communications
 UConn • Cedar Grove

- Special Teams U Preseason Watch List
- Snapped every game for Purdue since the start of the 2019 season
- Missed 2017 and 2018 seasons dealing with ulcerative colitis, when he had several surgeries to remove his colon
- Learned how to be a long snapper from his father Nick who was a long snapper at Tennessee from 1986-88
- Recorded the first tackle of his career against Florida Atlantic (09/24/22)
- Recovered a fumble in punt coverage against Wisconsin (10/22/22)



JACOB WAHLBERG
37

Linebacker • 6-4 • 235 • R-Jr.
 Muskegon, Mich. • M.S.
 Mona Shores

- Played on special teams and light rotational work on defense in 2021
- Picked off a pass in the 2021 Old Oaken Bucket Game
- Two-time Academic All-Big Ten honoree
- Three-star recruit, No. 25 player in Michigan

	GP	SOLO	AST	TOT	TFL	SACKS	INT	PD	FF	FR	BLK
2019	4	0	0	0	0-0	0-0	0	0	0	0	0
2021	10	5	1	6	0-0	0-0	1	1	0	0	0
2022	10	18	10	28	1-1	0-0	1	1	1	0	0
Total	24	23	11	34	1-1	0-0	2	2	1	0	0



DYLAN DOWNING
38

Running Back • 6-0 • 220 • Jr.
 Carmel, Ind. • Organizational Leadership
 UNLV • Carmel

- Jumped into the running back rotation early in 2021
- Dropped about 20 pounds during the offseason through clean and healthy eating, expanded cooking skills to eliminate unhealthy intake
- Won the IHSAA Class 6A title with teammate Cole Brevard

	GP	Rush	YDS	TD	Long	AVG/A	AVG/G
2020*	2	3	8	0	6	2.7	4.0
2021	13	44	178	1	33	4.0	13.7
2022	8	68	286	4	30	4.2	35.8
Total	23	115	472	5	33	4.1	20.5

	REC	YDS	TD	Long	REC/G	AVG/C	AVG/G
2020*	2	8	0	7	1.0	4.0	4.0
2021	10	49	0	21	0.8	4.9	3.8
2022	10	81	0	15	1.4	8.1	11.6
Total	22	138	0	21	1.0	6.3	6.3



BEN FURTNEY
41

Fullback • 6-0 • 225 • R-So.
 South Elgin, Ill. • Chemical Engineering
 St. Charles North

- Transitioned to fullback during preseason camp
- Mother Stacy played basketball at Minnesota from 1989-93 and holds the single-game record for 3-point attempts (17) and percentage (6-6)
- Sister Megan plays golf at Duke
- Made his first career start against Minnesota (10/1/22)
- Caught first career pass on a 20-yard reception against Maryland (10/8/22).



CLYDE WASHINGTON
42

Linebacker • 6-3 • 235 • Jr.
 Medford, N.J. • Law & Society
 Lanape

- Appeared in all 13 games in 2021 in the defensive rotation and special teams
- Three-star prospect, No. 90 inside linebacker by 247sports,
- Wears No. 42 to honor his grandfather, Clyde, who played cornerback for Purdue from 1957-59. He was drafted in the 10th round of the 1960 NFL Draft by the Cleveland Browns and played six seasons in the league.

	GP	SOLO	AST	TOT	TFL	SACKS	INT	PD	FF	FR	BLK
2020	2	1	0	1	0-0	0-0	0	0	0	0	0
2021	13	3	6	9	0	0	0	0	0	0	0
2022	9	10	4	14	0-0	0-0	1	1	0	0	0
Total	24	14	7	21	0-0	0-0	1	1	0	0	0



KIEREN DOUGLAS
43

Linebacker • 6-2 • 235 • 6th
 Pickerington, Ohio • M.S. Tech. Leadership
 Army • Pickerington Central

- Finished third on the team in total tackles in 2021
- Joined Jamari Brown to stop Tennessee's Jaylen Wright short of the goal line on fourth down in overtime of the 2021 Music City Bowl
- Transferred to Purdue after a year at Army. Started as a walk-on scout team player, progressed to special teams then became a starter in 2021

	GP	SOLO	AST	TOT	TFL	SACKS	INT	PD	FF	FR	BLK
2019	8	0	2	2	0-0	0-0	0	0	0	0	0
2020	6	12	1	13	2-7	0-0	0	0	0	0	0
2021	13	40	27	67	3-5	0-0	1	2	0	0	0
2022	10	18	7	25	1.5-6	1-5	1	1	0	0	0
Total	37	70	37	107	6.5-18	1-5	2	3	0	0	0




KYDRAN JENKINS
44

Linebacker • 6-1 • 270 • Jr.
 Louisville, Ga. • Retail Management
 Jefferson County

- Preseason Fourth Team All-Big Ten (Athlon Sports)
- Jumped into starting lineup in 2021, finished third on team in tackles-for-loss
- Three-star recruit, No. 32 inside linebacker by ESPN
- Played soccer, basketball and track growing up
- Pronounced KAY-dran

	GP	SOLO	AST	TOT	TFL	SACKS	INT	PD	FF	FR	BLK
2020	1	0	0	0	0-0	0-0	0	0	0	0	0
2021	12	25	10	35	8-47	5-41	0	1	0	0	0
2022	10	12	4	16	5.5-22	3.5-15	0	1	1	0	0
Total	24	37	14	51	13.5-69	8.5-56	0	2	1	0	0



DEVIN MOCKOBEE
45

Running Back • 6-0 • 195 • R-Fr.
 Boonville, Ind. • Undecided
 Boonville

- Walk-on running back, had a great spring and camp to impress staff
- Two-star recruit with over 3,500 rushing yards at Boonville
- Won the Indiana state long jump and finished second in the 110m hurdles

	GP	Rush	YDS	TD	Long	AVG/A	AVG/G
2022	9	145	732	7	68	5.0	81.3
Total	9	145	732	7	68	5.0	81.3

	REC	YDS	TD	Long	REC/G	AVG/C	AVG/G
2022	18	159	0	28	2.0	8.8	17.7
Total	18	159	0	28	2.0	8.8	17.7




SCOTTY HUMPICH
46

Linebacker • 6-4 • 260 • R-Sr.
 Louisville, Ky. • Sociology
 Murray State • Eastern

- Senior Bowl Watch List
- Spent four seasons at Murray State and will have two years of eligibility
- Tabbed All-Ohio Valley Conference First Team in 2020
- Brother Pierce plays football at New Mexico State
- Pronounced hum-PICK

	GP	SOLO	AST	TOT	TFL	SACKS	INT	PD	FF	FR	BLK
2018*	7	2	2	4	0-0	0-0	0	0	0	0	0
2019*	12	24	22	46	8.5-29	3-7	0	0	1	1	0
2020*	3	11	13	24	4.5-14	2-10	0	1	0	0	0
2021*	5	6	1	7	3-15	2-14	0	0	0	0	0
2022	10	10	6	16	1.5-6	1-6	0	1	0	0	0
Total	41	53	44	97	17.5-64	8-37	0	1	1	1	0



GUS HARTWIG
53

Center • 6-5 • 310 • Junior
 Zionsville, Ind. • Finance
 Zionsville

- Named to Rimington Award Watch List
- Preseason All-Big Ten - Second (Phil Steele), Fourth (Athlon)
- Enters third year as the starting center
- Twice All-Big Ten honorable mention
- Was the first true freshman to start on Purdue's offensive line since 2008
- Played basketball in high school for his first two years



BRANSON DEEN
58

Defensive Line • 6-2 • 285 • R-Sr.
 Indianapolis, Ind. • Industrial Engineering
 Lawrence Central

- Preseason Second Team All-Big Ten (Athlon), Third (PFF), Fourth (Steele)
- Preseason Third Team All-Big Ten (PFF)
- Preseason Fourth Team All-Big Ten (Phil Steele)
- All-Big Ten honorable mention in 2021
- Was second on the team with 9.5 tackles-for-loss in 2021

	GP	SOLO	AST	TOT	TFL	SACKS	INT	PD	FF	FR	BLK
2019	9	7	1	8	0-0	0-0	0	1	0	0	0
2020	6	9	3	12	2-5	1-3	0	0	0	0	0
2021	11	14	12	26	9.5-34	4-26	0	0	1	0	0
2022	10	14	9	23	3.5-21	2.5-19	0	0	0	0	0
Total	37	44	25	69	15-54	7.5-43	0	1	1	0	0





MARCUS MBOW **63**

Offensive Line • 6-5 • 305 • R-Fr.
Wauwatosa, Wis. • Undecided
Wauwatosa East

- Moved into starting spot during the spring and fall camp
- Saw action against UConn, Nebraska, Indiana and Tennessee in 2021
- Was a late flip to Purdue in the recruiting process in 2020
- Three-star recruit and No. 7 recruit in Wisconsin by Rivals and 247Sports
- Pronounced like bow and arrow, silent m



MAHAMANE MOUSSA **64**

Offensive Line • 6-4 • 295 • R-Fr.
Indianapolis, Ind. • Undecided
Pike

- Saw action in 2021 against UConn, Notre Dame, Nebraska, Tennessee
- Added 20 pounds since arriving on campus
- Threw shot put and discus in high school
- Pronounced MAH-ham-men



CAM CRAIG **65**

Offensive Line • 6-5 • 310 • R-Jr.
Dublin, Ohio • Selling & Sales
Jerome

- Missed 2020 with ankle injury and rotated into the line during 2021
- Three-star prospect by Rivals, ESPN, 247Sports - all-state as a senior
- Suffered season ending injury



SIONE FINAU **72**

Offensive Line • 6-3 • 305 • Senior
Keller, Texas • Selling & Sales
FIU • Central

- Named to the Polynesian Football Player of the Year Watch List
- Transferred to Purdue after playing two seasons at FIU
- Tabbed Conference USA All-Freshman in 2019



DANIEL JOHNSON **73**

Offensive Line • 6-5 • 305 • R-Sr.
London, Ontario • M.S. Leadership Tech.
Kent State • Catholic Central

- Transferred to Purdue after four years at Kent State, played 13 games
- Ranked No. 9 Canadian football prospect
- Suffered season-ending injury



ERIC MILLER **74**

Offensive Line • 6-7 • 305 • R-Sr.
Mason, Ohio • General Management
William Mason

- Versatile lineman has played left and right tackle
- Three-time Academic All-Big Ten
- Teammates claim he is the best baker on the team, best dancer at Aidan O'Connell's wedding
- Played basketball in high school



SPENCER HOLSTEGE **75**

Offensive Line • 6-5 • 310 • R-Jr.
Grand Rapids, Mich. • M.B.A.
South Christian

- Preseason Second Team All-Big Ten (PFF), Third (Athlon), Fourth (Athlon)
- Graduated in the spring and is pursuing an M.B.A.
- Only active Purdue lineman with a reception in his career
- Second in active offensive starts behind Payne Durham
- Three-star prospect by 247Sports, ESPN and Rivals
- First-team All-State by the Detroit Free Press



PAYNE DURHAM **87**

Tight End • 6-6 • 255 • R-Sr.
Suwanee, Ga. • M.S. Tech. Leadership
Suwanee

- Mackey Award | Senior Bowl Watch Lists
- Preseason Second Team All-Big Ten (Athlon Sports, Phil Steele)
- All-Big Ten honorable mention by coaches and media in 2021
- Tiptoeed down the sideline, shedding multiple tackles, for a 62-yard score in the Music City Bowl
- In third year as the primary tight end after setting career highs in 2021
- Played four years of high school lacrosse and one year of football

	GP	REC	YDS	TD	Long	REC/G	AVG/C	AVG/G
2018	2	0	0	0	0	0.0	0.0	0.0
2019	12	9	82	4	26	0.8	9.1	6.8
2020	6	16	166	3	29	2.7	10.4	27.7
2021	12	45	467	6	62	3.8	10.4	38.9
2022	10	48	481	6	56	4.8	10.0	48.1
Total	42	118	1196	19	62	2.8	10.1	28.5



PAUL PIFERI **89**

Tight End • 6-5 • 240 • R-Jr.
Villa Park, Calif. • Mechanical Engineering
Villa Park

- Transitioned to tight end for the 2020 season, seeing rotational snaps on offense and playing on most special team units
- Three-star quarterback by 247Sports, Rivals, ESPN
- Lettered in baseball, basketball and track, competing in the 4x100m, 100m, 300h, long jump, triple jump, hammer throw and shot put
- Spends time outside football on a longboard surfboard, jet ski and snowboarding in the Colorado mountains

	GP	REC	YDS	TD	Long	REC/G	AVG/C	AVG/G
2020	3	0	0	0	0	0.0	0.0	0.0
2021	5	5	61	1	24	1.0	12.2	12.2
2022	10	7	89	1	26	0.7	12.7	8.9
Total	18	12	150	2	26	0.7	12.5	8.3



LAWRENCE JOHNSON **90**

Defensive Tackle • 6-3 • 310 • R-Sr.
Fort Wayne, Ind. • Law & Society
Snider

- Three-time Academic All-Big Ten
- Coming off surgery during the offseason
- Started all 13 games with 4.5 tackles-for-loss in 2021
- Three-star recruit and No. 14 player in Indiana by Rivals

	GP	SOLO	AST	TOT	TFL	SACKS	INT	PD	FF	FR	BLK
2018	2	0	0	0	0.0-0	0.0-0	0	0	0	0	0
2019	12	9	12	21	0.5-0	0-0	0	0	0	0	0
2020	6	1	3	4	0-0	0-0	0	0	0	0	0
2021	13	23	11	34	4.5-11	1.0-7	0	0	0	0	0
2022	10	11	11	22	2.5-10	1.5-9	0	1	0	0	0
Total	42	44	37	81	7.5-21	2.5-16	0	1	0	0	0



COLE BREVARD **91**

Defensive Tackle • 6-3 • 315 • R-So.
Carmel, Ind. • Penn State
Carmel

- Saw the field in one game over two years at Penn State
- Four-star prospect, top 200 nationally, No. 3 recruit in Indiana by 247Sports
- Won the IHSAA Class 6A title with teammate Dylan Downing
- Competed in lacrosse, wrestling and track & field growing up
- Avid Star Wars fan, along with Aidan O'Connell

	GP	SOLO	AST	TOT	TFL	SACKS	INT	PD	FF	FR	BLK
2021*	1	0	0	0	0-0	0-0	0	0	0	0	0
2022	10	3	3	6	0-0	0-0	0	0	0	0	0
Total	11	3	3	6	0-0	0-0	0	0	0	0	0




MO OMONODE **92**

Defensive Tackle • 6-0 • 285 • Fr.
West Lafayette, Ind. • Kinesiology
West Lafayette

- Three-star prospect, No. 19 player in Indiana per Rivals
- Three-time all-state honoree
- Was the state runner-up in wrestling in 2021 in the heavyweight division

	GP	SOLO	AST	TOT	TFL	SACKS	INT	PD	FF	FR	BLK
2022	8	4	2	6	0.5-2	0.5-2	0	0	0	0	0
Total	8	4	2	6	0.5-2	0.5-2	0	0	0	0	0



PRINCE JAMES BOYD, JR. **93**

Defensive Tackle • 6-1 • 290 • R-Jr.
New Haven, Conn. • Selling & Sales
Independence CC • Milford Academy

- Had a fumble recovery in the Music City Bowl against Tennessee
- Named Prince James, after his father King James.

	GP	SOLO	AST	TOT	TFL	SACKS	INT	PD	FF	FR	BLK
2021	6	2	3	5	0-0	0-0	0	0	0	1	0
2022	9	6	6	12	2.5-6	0.5-2	0	0	0	0	0
Total	15	8	9	17	2.5-6	0.5-2	0	0	0	1	0



KHORDAE SYDNOR **96**

Defensive End • 6-4 • 275 • R-Fr.
New Rochelle, N.Y. • Undecided
Iona Prep

- Three-star recruit, No. 5 in New York and No. 86 at position by 247Sports
- Was a finalist for the "Together We Make Football" competition by the NFL in 2013. Father, Tracey, helped make a video that showed how football helped shape Khordae's life.
- The video impressed NFL Commissioner Roger Goodell and earned an invite to Super Bowl XLVIII at MetLife Stadium
- Pronounced CORE-day

	GP	SOLO	AST	TOT	TFL	SACKS	INT	PD	FF	FR	BLK
2021	2	0	0	0	0-0	0-0	0	0	0	0	0
2022	10	14	3	17	6.5-43	4.5-39	0	0	0	0	0
Total	10	14	3	17	6.5-43	4.5-39	0	0	0	0	0



SEMISI FAKASIEIKI **97**

Linebacker • 6-2 • 230 • 7th.
Compton, Calif. • Organizational Leadership
Dominguez

- Named to the Polynesian Football Player of the Year Watch List
- Coming off injury that saw him miss all of 2021
- One of two seventh-year players on the team (Nick Zecchino)
- Pronounced sah-ME-see fah-ka-SEE-yeck-ee

	GP	SOLO	AST	TOT	TFL	SACKS	INT	PD	FF	FR	BLK
2018	12	4	4	8	1-1	0-0	0	0	0	0	0
2019	11	23	15	38	2.5-8	1-5	0	0	0	0	0
2020	5	4	2	6	1-1	0-0	0	0	0	0	0
2022	8	17	7	24	3-5	0-0	0	0	0	0	0
Total	36	48	28	76	7.5-15	1-5	0	0	0	0	0



JACK SULLIVAN **99**

Defensive End • 6-5 • 275 • R-Sr.
Plainfield, Ill. • Professional Flight Mgmt.
Plainfield

- Worked in the defensive line rotation over the last two years with five starts
- Three-time Academic All-Big Ten honoree
- Logged more than 250 flight hours as a student at Purdue
- Certified to fly any twin-engine piston airplane

	GP	SOLO	AST	TOT	TFL	SACKS	INT	PD	FF	FR	BLK
2019	12	4	9	13	0-0	0-0	0	5	0	0	0
2020	6	11	1	12	2-9	1-6	0	0	0	0	0
2021	13	13	9	22	3-24	1.5-13	0	1	0	0	0
2022	10	18	9	27	5.5-40	4-33	0	1	0	0	0
Total	42	46	28	74	12-73	7.5-58	0	7	0	0	0

Team Statistics

	PURDUE	OPP
Scoring	296	252
Points per game	29.6	25.2
Points Off Turnovers	54	48
First Downs	243	171
Rushing	82	55
Passing	130	95
Penalty	31	21
Rushing Yardage	1272	1166
Yards gained rushing	1467	1388
Yards lost rushing	195	222
Rushing attempts	329	317
Average per rush	3.9	3.7
Average per game	127.2	116.6
TDs Rushing	15	10
Passing Yardage	2919	2335
Comp-Att-Int	284-440-12	166-297-11
Average per pass	6.6	7.9
Average per catch	10.3	14.1
Average per game	291.9	233.5
TDs Passing	21	20
Total offense	4191	3501
Total plays	769	614
Average per play	5.4	5.7
Average per game	419.1	350.1
Kick returns: #-Yards	20-353	19-368
Punt returns: #-Yards	18-129	14-89
Int returns: #-Yards	11-252	12-94
Kick return average	17.7	19.4
Punt return average	7.2	6.4
Int return average	22.9	7.8
Fumbles-Lost	8-6	10-3
Penalties-Yards	56-583	67-654
Average per game	58.3	65.4
Punts-Yards	40-1694	61-2650
Average per punt	42.4	43.4
Net punt average	37.2	39.0
Kickoffs-Yards	58-3553	49-3002
Average per kick	61.3	61.3
Net kick average	39.3	39.3
Time of possession / game	33:02	26:57
3rd-down conversion	60/150	40/130
3rd-down pct	40%	31%
4rd-down conversion	13/22	3/8





	PURDUE	OPP
4rd-down pct	59%	38%
Sacks by-Yards	23-158	16-105
Misc Yards	0	0
Touchdowns scored	38	32
Field goals - attempts	11-16	10-14
On-Side kicks	0-0	0-0
Red-zone scores	(39-42) 93%	(24-29) 83%
Red-zone touchdowns	(30-42) 71%	(19-29) 66%
PAT-attempts	(35-37) 95%	(28-29) 97%
2-point conversion-attempts	(0-1) 0%	(1-3) 33%
Attendance	288760	241027
Games / Avg per game	5/57752	5/48205
Neutral site games	-	0/0

Score by Periods

Team	1st	2nd	3rd	4th	OT	TOT
Purdue	60	82	56	98	0	296
Opponents	38	84	66	64	0	252



Rushing

Player	gp	att	gain	loss	net	avg	td	lg	avg/g
Devin Mockobee	9	145	760	28	732	5.0	7	68	81.3
Dylan Downing	8	68	302	16	286	4.2	4	30	35.8
Kobe Lewis	10	30	111	10	101	3.4	0	12	10.1
King Doerue	4	27	104	7	97	3.6	3	9	24.3
Tyrone Tracy Jr.	10	7	54	2	52	7.4	0	17	5.2
Austin Burton	3	12	50	13	37	3.1	0	10	12.3
Michael Alaimo	2	2	13	0	13	6.5	0	7	6.5
TJ Sheffield	10	2	7	6	1	0.5	0	7	0.1
Aidan O'Connell	9	28	66	101	-35	-1.3	1	24	-3.9
Team	10	8	0	12	-12	-1.5	0	0	-1.2
Total	10	329	1467	195	1272	3.9	15	68	127.2
Opponents	10	317	1388	222	1166	3.7	10	75	116.6

Passing

Player	gp	effic	comp-att-int	pct	yds	td	lg	avg/g
Aidan O'Connell	9	129.7	254-398-11	63.8	2675	18	56	297.2
Austin Burton	3	151.9	24-32-1	75.0	199	3	28	66.3
Michael Alaimo	2	115.8	5-7-0	71.4	37	0	19	18.5
Brady Allen	1	55.7	1-3-0	33.3	8	0	8	8.0
Total	10	130.6	284-440-12	64.5	2919	21	56	291.9
Opponents	10	136.7	166-297-11	55.9	2335	20	72	233.5

Receiving

Player	gp	no.	yds	avg	td	lg	avg/g
Charlie Jones	10	87	1010	11.6	10	55	101.0
Payne Durham	10	48	481	10.0	6	56	48.1
TJ Sheffield	10	31	347	11.2	3	34	34.7
Tyrone Tracy Jr.	10	25	184	7.4	0	32	18.4
Devin Mockobee	9	18	159	8.8	0	28	17.7
Mershawn Rice	10	16	214	13.4	1	29	21.4
Deion Burks	10	14	132	9.4	0	30	13.2
Dylan Downing	8	10	81	8.1	0	15	10.1
Paul Piferi	10	7	89	12.7	1	26	8.9
Andrew Sowinski	8	7	51	7.3	0	11	6.4
King Doerue	4	6	57	9.5	0	32	14.3
Kobe Lewis	10	4	21	5.3	0	12	2.1
Broc Thompson	2	3	28	9.3	0	18	14.0
Abdur-Rahmaan Yaseen	4	2	13	6.5	0	9	3.3
Preston Terrell	9	2	12	6.0	0	6	1.3
Alex Maxwell	10	1	8	8.0	0	8	0.8
Collin Sullivan	3	1	6	6.0	0	6	2.0
Drew Biber	7	1	6	6.0	0	6	0.9
Ben Furtney	8	1	20	20.0	0	20	2.5
Total	10	284	2919	10.3	21	56	291.9
Opponents	10	166	2335	14.1	20	72	233.5

Punt Returns

Player	no.	yds	avg	td	lg
Charlie Jones	16	107	6.7	0	40
Reese Taylor	1	22	22.0	0	22
Andrew Sowinski	1	0	0.0	0	0
Total	18	129	7.2	0	40
Opponents	14	89	6.4	0	24

Interceptions

Player	no.	yds	avg	td	lg
Cam Allen	3	107	35.7	1	65
Chris Jefferson	2	127	63.5	1	72
Reese Taylor	1	0	0.0	0	0
Jamari Brown	1	2	2.0	0	2
Cory Trice	1	0	0.0	0	0
Jacob Wahlberg	1	1	1.0	0	1
Kieren Douglas	1	0	0.0	0	0
Clyde Washington	1	15	15.0	0	15
Total	11	252	22.9	2	72
Opponents	12	94	7.8	2	31

Kick Returns

Player	no.	yds	avg	td	lg
Deion Burks	13	259	19.9	0	37
Charlie Jones	5	78	15.6	0	19
Kobe Lewis	1	16	16.0	0	16
Andrew Sowinski	1	0	0.0	0	0
Total	20	353	17.7	0	37
Opponents	19	368	19.4	0	32

Fumble Returns

Player	no.	yds	avg	td	lg
Sanoussi Kane	1	29	29.0	0	29
Cam Allen	1	0	0.0	0	0
Nick Zecchino	1	0	0.0	0	0
Total	3	29	9.7	0	29
Opponents	6	0	0.0	0	0



Scoring

Player	td	fg	PAT						pts
			kick	rush	rcv	pass	dxp	saf	
Mitchell Fineran	-	11-16	34-36	-	-	-	-	-	67
Charlie Jones	10	-	-	-	-	-	-	-	60
Devin Mockobee	7	-	-	-	-	-	-	-	42
Payne Durham	6	-	-	-	-	-	-	-	36
Dylan Downing	4	-	-	-	-	-	-	-	24
King Doerue	3	-	-	-	-	-	-	-	18
TJ Sheffield	3	-	-	-	-	-	-	-	18
Chris Jefferson	1	-	-	-	-	-	-	-	6
Aidan O'Connell	1	-	-	-	-	-	-	-	6
Cam Allen	1	-	-	-	-	-	-	-	6
Paul Piferi	1	-	-	-	-	-	-	-	6
Mershaw Rice	1	-	-	-	-	-	-	-	6
Caleb Krockover	-	-	1-1	-	-	-	-	-	1
Total	38	11-16	35-37	0	0	0	0	0	296
Opponents	32	10-14	28-29	1	0	0	0	0	252

Field Goals

Player	fg	pct.	01-19	20-29	30-39	40-49	50-99	lg	blk
Mitchell Fineran	11-16	68.8	0-0	2-3	7-7	2-6	0-0	43	0
Opponents	10-14	71.4	0-0	3-4	3-3	3-5	1-2	50	0

FG Sequence

Team Name	Purdue	Opponents
Penn St.	(36)	
Syracuse	(41),41	(50),41
Fla. Atlantic	47	(27),(39)
Minnesota	(43),(25)	28,(45)
Maryland	(),(39)	(),(46),52
Nebraska	(37),(37),41,(34)	(36),(43),(22)
Wisconsin	26,(36)	
Iowa	(34)	(26),44
Illinois	44,(25)	(38)

Numbers in (parentheses) indicate field goal was made

Total Offense

Player	g	plays	rush	pass	total	avg/g
Aidan O'Connell	9	426	-35	2675	2640	293.3
Devin Mockobee	9	145	732	0	732	81.3
Dylan Downing	8	68	286	0	286	35.8
Austin Burton	3	44	37	199	236	78.7
Kobe Lewis	10	30	101	0	101	10.1
King Doerue	4	27	97	0	97	24.3
Tyrone Tracy Jr.	10	7	52	0	52	5.2
Michael Alaimo	2	9	13	37	50	25.0
Brady Allen	1	3	0	8	8	8.0
TJ Sheffield	10	2	1	0	1	0.1
Team	10	0	-12	0	-12	-1.2
Total	10	769	1272	2919	4191	419.1
Opponents	10	614	1166	2335	3501	350.1

Punting

Player	no.	yds	avg	lg	tb	fc	i20	50+	blk
Jack Ansell	37	1591	43.0	67	5	9	8	8	0
Brendan Cropsey	2	88	44.0	47	0	1	0	0	0
Team	1	15	15.0	0	0	0	0	0	1
Total	40	1694	42.4	67	5	10	8	8	1
Opponents	61	2650	43.4	70	7	21	17	16	0

Kickoffs

Player	no.	yds	avg	tb	ob	retn	net	ydl
Chris Van Eekeren	51	3169	62.1	31	1			
Ben Freehill	5	254	50.8	0	1			
Julio Macias	2	130	65.0	0	0			
Total	58	3553	61.3	31	2	19	39.3	25
Opponents	49	3002	61.3	28	1	20	39.3	25

All Purpose

Player	g	rush	rcv	pr	kr	ir	total	avg/g
Charlie Jones	10	0	1010	107	78	0	1195	119.5
Devin Mockobee	9	732	159	0	0	0	891	99.0
Payne Durham	10	0	481	0	0	0	481	48.1
Deion Burks	10	0	132	0	259	0	391	39.1
Dylan Downing	8	286	81	0	0	0	367	45.9
TJ Sheffield	10	1	347	0	0	0	348	34.8
Tyrone Tracy Jr.	10	52	184	0	0	0	236	23.6
Mershaw Rice	10	0	214	0	0	0	214	21.4
King Doerue	4	97	57	0	0	0	154	38.5
Kobe Lewis	10	101	21	0	16	0	138	13.8
Chris Jefferson	5	0	0	0	0	127	127	25.4
Cam Allen	10	0	0	0	0	107	107	10.7
Paul Piferi	10	0	89	0	0	0	89	8.9
Andrew Sowinski	8	0	51	0	0	0	51	6.4
Austin Burton	3	37	0	0	0	0	37	12.3
Broc Thompson	2	0	28	0	0	0	28	14.0
Reese Taylor	9	0	0	22	0	0	22	2.4
Ben Furtney	8	0	20	0	0	0	20	2.5
Clyde Washington	9	0	0	0	0	15	15	1.7
Abdur-Rahmaan Yaseen	4	0	13	0	0	0	13	3.3
Michael Alaimo	2	13	0	0	0	0	13	6.5
Preston Terrell	9	0	12	0	0	0	12	1.3
Alex Maxwell	10	0	8	0	0	0	8	0.8
Collin Sullivan	3	0	6	0	0	0	6	2.0
Drew Biber	7	0	6	0	0	0	6	0.9
Jamari Brown	10	0	0	0	0	2	2	0.2
Jacob Wahlberg	10	0	0	0	0	1	1	0.1
Aidan O'Connell	9	-35	0	0	0	0	-35	-3.9
Team	10	-12	0	0	0	0	-12	-1.2
Total	10	1272	2919	129	353	252	4925	492.5
Opponents	10	1166	2335	89	368	94	4052	405.2



Team Defense

			Tackles				Sacks	Pass defense			Fumbles	blkd		
##	Player	gp	ua	a	tot	tfl/yds	no-yds	int-yds	brup	qbh	fr-yds	ff	kick	saf
21	Sanoussi Kane	10	42	10	52	3.5-16	1-11	.	1	1	1-29	2	.	.
10	Cam Allen	10	28	6	34	1.5-10	.	3-107	5	.	1-0	.	1	.
6	Jalen Graham	6	28	5	33	4-21	1-14	.	4	1	.	1	.	.
37	Jacob Wahlberg	10	18	10	28	1-1	.	1-1	.	.	.	1	.	.
99	Jack Sullivan	10	18	9	27	5.5-40	4-33	.	1	1
43	Kieren Douglas	10	18	7	25	1.5-6	1-5	1-0
20	O.C. Brothers	8	17	7	24	.	.	.	2	1
97	Semisi Fakasiieiki	8	17	7	24	3-5
58	Branson Deen	10	14	9	23	3.5-21	2.5-19	.	.	4
1	Reese Taylor	9	19	3	22	0.5-2	.	1-0	4
90	Lawrence Johnson	10	11	11	22	2.5-10	1.5-9	.	1	2
0	Bryce Hampton	10	20	1	21	2-3	.	.	1	1
23	Cory Trice	10	18	1	19	1-2	.	1-0	8
17	Chris Jefferson	5	12	5	17	.	.	2-127	5	1
96	Khordae Sydnor	10	14	3	17	6.5-43	4.5-39	.	.	1
46	Scotty Humpich	10	10	6	16	1.5-6	1-6	.	1	2
44	Kydran Jenkins	10	12	4	16	5.5-22	3.5-15	.	1	6	.	1	.	.
42	Clyde Washington	9	10	4	14	.	.	1-15
5	Nic Caraway	10	8	5	13	1
50	Sulaiman Kpaka	8	6	7	13	1.5-5	0.5-2	.	.	1
93	Prince Boyd Jr.	9	6	6	12	2.5-6	0.5-2	.	.	2
7	Jamari Brown	10	11	.	11	2-1	1-0	1-2	2
91	Cole Brevard	10	3	3	6
92	Mo Omonode	8	4	2	6	0.5-2	0.5-2
4	Deion Burks	10	5	.	5
54	Ben Kreul	8	2	1	3
3	Tyrone Tracy Jr.	10	3	.	3
12	Jah'von Grigsby	6	3	.	3
14	Yanni Karlaftis	5	1	1	2	0.5-1	0.5-1
28	Ryan Brandt	10	2	.	2
25	Kobe Lewis	10	2	.	2
24	Cam Childers	3	1	1	2
38	Dylan Downing	8	1	.	1
53	Gus Hartwig	10	1	.	1
31	Nick Zecchino	10	1	.	1	1-0	.	.	.
40	Hudson Miller	1	1	.	1
98	Greg Hudgins III	2	.	1	1
77	DJ Washington	8	1	.	1
45	Devin Mockobee	9	1	.	1
35	Antonio Stevens	9	.	1	1
	Totals	10	389	136	525	50-223	23-158	11-252	36	25	3-29	5	1	0
	Opponents	10	455	212	667	38-164	16-105	12-94	50	17	6-0	5	2	0





##	Player	GP-GS	PSU	INS	SU	FAU	MINN	MD	Nebr	Wisc	Iowa	Illini
0	Bryce Hampton	10/1	XXX	XXX	XXX	XXX	XXX	XXX	XXX	XXX	START	XXX
00	Jaxon Mull	0/0
1	Reese Taylor	9/9	START	START	START	...	START	START	START	START	START	START
1	Michael Alaimo	2/0	...	XXX	...	XXX
2	Abdur-Rahmaan Yaseen	4/0	XXX	XXX	XXX	XXX	XXX
3	Tyrone Tracy Jr.	10/5	XXX	START	XXX	START	XXX	XXX	START	XXX	START	START
4	Deion Burks	10/1	XXX	XXX	XXX	XXX	XXX	XXX	XXX	XXX	XXX	START
5	Elijah Canion	1/0	XXX
5	Nic Caraway	10/0	XXX	XXX	XXX	XXX	XXX	XXX	XXX	XXX	XXX	XXX
6	Jalen Graham	6/6	START	START	START	START	START	START
6	Curtis Deville Jr.	0/0
7	Jamari Brown	10/1	XXX	XXX	XXX	START	XXX	XXX	XXX	XXX	XXX	XXX
8	TJ Sheffield	10/8	START	XXX	START	START	START	START	XXX	START	START	START
9	Mershawn Rice	10/3	XXX	XXX	START	XXX	XXX	XXX	START	XXX	XXX	START
9	Joe Strickland	0/0
10	Cam Allen	10/9	START	START	START	START	START	START	START	START	XXX	START
11	Jack Albers	10/0	XXX	XXX	XXX	XXX	XXX	XXX	XXX	XXX	XXX	XXX
11	Tee Denson	0/0
12	Austin Burton	3/1	...	XXX	...	START	XXX	...
12	Jah'von Grigsby	6/0	XXX	XXX	XXX	XXX	XXX	XXX
13	Broc Thompson	2/2	START	START
14	Yanni Karlaftis	5/0	...	XXX	XXX	XXX	...	XXX	XXX
15	Charlie Jones	10/10	START	START	START	START	START	START	START	START	START	START
16	Aidan O'Connell	9/9	START	START	START	...	START	START	START	START	START	START
17	Chris Jefferson	5/5	START	START	START	START	START
17	Christian Gelov	0/0
18	Brady Allen	1/0	...	XXX
19	Jordan Buchanan	0/0
20	O.C. Brothers	8/6	START	START	START	START	START	XXX	XXX	START
20	Kyle Adams	0/0
21	Sanoussi Kane	10/9	XXX	START	START	START	START	START	START	START	START	START
22	King Doerue	4/2	START	START	XXX	XXX
23	Cory Trice	10/10	START	START	START	START	START	START	START	START	START	START
24	Mitchell Fineran	10/0	XXX	XXX	XXX	XXX	XXX	XXX	XXX	XXX	XXX	XXX
24	Cam Childers	3/0	...	XXX	XXX	XXX
25	Kobe Lewis	10/0	XXX	XXX	XXX	XXX	XXX	XXX	XXX	XXX	XXX	XXX
26	Brandon Calloway	5/0	...	XXX	...	XXX	...	XXX	XXX	XXX
27	Trey Firestone	0/0
28	Ryan Brandt	10/0	XXX	XXX	XXX	XXX	XXX	XXX	XXX	XXX	XXX	XXX
29	Andrew Sowinski	8/1	...	XXX	XXX	...	XXX	XXX	XXX	START	XXX	XXX
29	Kentrell Marks	0/0
30	Jack Ansell	10/0	XXX	XXX	XXX	XXX	XXX	XXX	XXX	XXX	XXX	XXX
31	Nick Zecchino	10/0	XXX	XXX	XXX	XXX	XXX	XXX	XXX	XXX	XXX	XXX
32	Joseph Jefferson II	1/0	...	XXX
33	Xander Pratt	0/0
33	Charlie Kenrich	1/0	...	XXX
34	Damarjhe Lewis	0/0
34	Ben Van Noord	1/0	...	XXX
35	Antonio Stevens	9/0	...	XXX	XXX	XXX	XXX	XXX	XXX	XXX	XXX	XXX
35	Hayden Parise	1/0	XXX
36	Roman Pitre	0/0
37	Jacob Wahlberg	10/1	XXX	XXX	XXX	XXX	XXX	START	XXX	XXX	XXX	XXX
37	Caleb Lahey	0/0
38	Dylan Downing	8/4	XXX	XXX	START	START	START	START	XXX	XXX
39	Ben Freehill	1/0	XXX
39	Will Chapman	0/0
40	Hudson Miller	1/0	...	XXX
41	Ben Furtney	8/2	XXX	XXX	XXX	XXX	START	START	XXX	XXX
41	Caleb Krockover	1/0	...	XXX
42	Clyde Washington	9/1	XXX	XXX	XXX	...	XXX	XXX	XXX	START	XXX	XXX



##	Player	GP-GS	PSU	INS	SU	FAU	MINN	MD	Nebr	Wisc	Iowa	Illini
43	Kieren Douglas	10/9	START	START	START	START	START	XXX	START	START	START	START
44	Kydran Jenkins	10/10	START	START	START	START	START	START	START	START	START	START
45	Devin Mockobee	9/3	...	XXX	XXX	XXX	XXX	XXX	START	START	START	XXX
45	Julio Macias	1/0	...	XXX
46	Scotty Humpich	10/0	XXX	XXX	XXX	XXX	XXX	XXX	XXX	XXX	XXX	XXX
47	Brendan Cropsey	2/0	...	XXX	XXX	...
47	Domanick Moon	0/0
48	Tristan Cox	2/0	XXX	XXX
49	Farrell Henderson III	0/0
50	Sulaiman Kpaka	8/0	...	XXX	...	XXX	XXX	XXX	XXX	XXX	XXX	XXX
51	Nick Taylor	1/0	...	XXX
52	Zac Tuinei	8/0	XXX	XXX	XXX	XXX	XXX	XXX	XXX	XXX
53	Gus Hartwig	10/10	START	START	START	START	START	START	START	START	START	START
54	Ben Kreul	8/0	XXX	XXX	XXX	XXX	XXX	XXX	XXX	XXX
54	Josh Kaltenberger	10/0	XXX	XXX	XXX	XXX	XXX	XXX	XXX	XXX	XXX	XXX
55	Malachi Preciado	1/0	...	XXX
56	Jayden Scruggs	0/0
57	Chris Van Eekeren	10/0	XXX	XXX	XXX	XXX	XXX	XXX	XXX	XXX	XXX	XXX
58	Branson Deen	10/9	START	XXX	START	START	START	START	START	START	START	START
59	Vince Carpenter	1/0	...	XXX
61	Aaron Roberts	1/0	...	XXX
62	Ben Kuhns	1/0	...	XXX
63	Marcus Mbow	10/10	START	START	START	START	START	START	START	START	START	START
64	Mahamane Moussa	10/5	XXX	XXX	XXX	XXX	XXX	START	START	START	START	START
67	Drew Woodruff	0/0
68	Cam Craig	3/3	START	START	START
70	Zach Richards	1/0	...	XXX
71	Nalin Fox	1/0	...	XXX
72	Sione Finau	10/0	XXX	XXX	XXX	XXX	XXX	XXX	XXX	XXX	XXX	XXX
73	Daniel Johnson	5/2	XXX	XXX	XXX	START	START
74	Eric Miller	10/10	START	START	START	START	START	START	START	START	START	START
75	Spencer Holstege	10/10	START	START	START	START	START	START	START	START	START	START
76	Andre Oben	1/0	...	XXX
77	DJ Washington	8/0	XXX	XXX	XXX	XXX	XXX	XXX	XXX	XXX
78	Cross Watson	0/0
79	Jared Bycznski	2/0	XXX	XXX
81	Collin Sullivan	3/0	XXX	XXX	XXX
82	Drew Biber	7/0	...	XXX	XXX	XXX	XXX	XXX	XXX	XXX
83	Zion Steptoe	0/0
84	Preston Terrell	9/0	XXX	XXX	XXX	XXX	XXX	XXX	XXX	...	XXX	XXX
85	Alex Maxwel	10/0	XXX	XXX	XXX	XXX	XXX	XXX	XXX	XXX	XXX	XXX
86	Max Klare	1/0	...	XXX
87	Payne Durham	10/9	START	START	START	START	START	START	START	START	START	XXX
88	Garrett Miller	0/0
89	Paul Piferi	10/0	XXX	XXX	XXX	XXX	XXX	XXX	XXX	XXX	XXX	XXX
90	Lawrence Johnson	10/10	START	START	START	START	START	START	START	START	START	START
91	Cole Brevard	10/0	XXX	XXX	XXX	XXX	XXX	XXX	XXX	XXX	XXX	XXX
91	Ben Buechel	1/0	...	XXX
92	Mo Omonode	8/0	XXX	XXX	...	XXX	XXX	XXX	...	XXX	XXX	XXX
93	Prince Boyd Jr.	9/1	XXX	START	XXX	XXX	...	XXX	XXX	XXX	XXX	XXX
94	J.P. Deeter	0/0
95	Joe Anderson	3/0	XXX	XXX	XXX
96	Khordae Sydnor	10/0	XXX	XXX	XXX	XXX	XXX	XXX	XXX	XXX	XXX	XXX
97	Semisi Fakasiieiki	8/3	XXX	XXX	XXX	START	START	XXX	START	XXX
98	Greg Hudgins III	2/0	...	XXX	XXX
99	Jack Sullivan	10/10	START	START	START	START	START	START	START	START	START	START