



GAME 11 // SATURDAY, NOV. 18 // NOON // BTN // EVANSTON, ILL. // RYAN FIELD (47,130)

PURDUE BOILERMAKERS AT NORTHWESTERN WILDCATS

Home: 2-4 Away: 1-3 Neutral: 0-0 Streak: W1
Head Coach: Ryan Walters (Colorado, 2008)
Record at Purdue: 3-7 Career Record: Same
Last Game: 49-30, Win, vs. Minnesota
Rankings (AP/C/CFP) - / - / -



3-7 | 2-5 (B1G)



5-5 | 3-4 (B1G)

Home: 4-2 Away: 1-3 Neutral: 0-0 Streak: W1
Head Coach: David Braun (Winona State - 2008)
Record at Northwestern: 5-5 Career Record: Same
Last Game: 24-10, Win, at Wisconsin
Rankings (AP/C/CFP) - / - / -

QUICK COMPARISON

PURDUE	(National/Conference Rank)	NORTHWESTERN
(90/7) 23.7	Points	20.5 (110/11)
(102/14) 30.5	Points Allowed	22.8 (46/9)
(71/6) 154.8	Rush Yards	101.6 (117/14)
(58/11) 145.5	Rush Yards Allowed	150.4 (70/12)
(83/7) 211.9	Pass Yards	193.7 (103/10)
(101/14) 244.2	Pass Yards Allowed	181.7 (16/6)
(81/7) 366.7	Total Offense	295.3 (124/13)
(80/13) 389.7	Total Defense	332.1 (30/7)

SERIES AT A GLANCE

Overall Record	53-33-1 (88th Meeting)
In West Lafayette	23-14-0
In Evanston	28-19-1
At Neutral	2-0
Streak	Purdue - 2
Last Purdue Win	11/19/22 - Home - 17-9
Last Meeting	11/19/22 - Home - Win - 17-9
First Meeting	11/2/1895 - Home - Loss - 24-6
Walters vs. Northwestern	0-0
Walters vs. Braun	0-0
Braun vs. Purdue	0-0

SERIES AT A GLANCE

TELEVISION - BTN	
Play-by-Play	Connor Onion
Analyst	Matt Millen
Sideline	Elise Menaker

RADIO - PURDUE SPORTS RADIO NETWORK

Flagship	96.5 FM WAZY
Play-by-Play	Tim Newton
Analyst	Pete Quinn
Producer	Rob Blackman
Sideline	Kelly Kitchel
Free Online	Varsity Network

STORY LINES

- After getting back on track with a 49-30 victory over Minnesota, Purdue hits the road for the final time in 2023. The Boilermakers make the quick trip north to face Northwestern at Ryan Field. Kickoff is set for 12 p.m. ET (11 a.m. CT) on BTN.
- Purdue has won the past two meetings, a 17-9 win at Ross-Ade Stadium last season and 32-14 victory at Wrigley Field in 2021.
- The Boilermakers will play at Ryan Field for the first time since 2019, a 24-22 victory led by walk-on quarterback Aidan O'Connell making his first start. Cam Allen hauled in his first career interception in that game.
- In last week's win over Minnesota, Purdue racked up 604 yards of total offense that included 353 yards on the ground for the most rushing yards in a game since 2012.
- Purdue scored touchdowns on each of their first four drives, accomplishing the feat for the first time since 2004. The 49 points against the Golden Gophers were the most by Purdue in a conference contest since the 49-20 victory over No. 2 Ohio State in 2018.
- The Boilermakers won three of their four November games in each of the past two seasons. That includes closing out the 2022 regular season with three straight victories to win the Big Ten West outright and advance to the B1G Championship for the first time in school history.

- Dillon Thieneman, a consensus Midseason Freshman All-American and Shaun Alexander Freshman of the Year Award semifinalist, is the reigning Big Ten Freshman of the Week. Thieneman earned the weekly accolade for the fourth time this season.
- Thieneman is the nation's leading freshman in tackles (88), solo tackles (60), interceptions (3) and forced fumbles (2). As Purdue's leading tackler, Thieneman ranks fourth nationally with 6.0 solo tackles per game.
- Outside linebackers Kydran Jenkins and Nic Scourton have more sacks and TFLs than any other duo in the Big Ten. Scourton leads the conference with 8.0 sacks, while Jenkins ranks second with 7.0. Jenkins is second in TFLs (13.5), and Scourton is fourth (13.0).
- Devin Mockobee (715 yards) and Tyrone Tracy Jr. (508 yards) are the first Purdue duo with 500 rushing yards in a season since Markell Jones and D.J. Knox in 2018.
- Cole Brevard, Kydran Jenkins and Antonio Stevens have recovered two fumbles apiece this season, leading the conference and ranking 12th nationally.
- Deion Burks leads Purdue in receptions (36), receiving yards (529) and receiving touchdowns (7).
- This weekend's matchup marks the third straight season Purdue faces Northwestern the week before the Old Oaken Bucket Game.

TEAM LEADERS

	PASSING Hudson Card Season - 194-331, 2,112 Yds, 12 TDs, 8 INTs Last Game - 17-25, 251 Yds, 3 TDs
	RUSHING Devin Mockobee Season - 142 Att, 715 Yds, 5 TDs Last Game - 17 Att, 153 Yds, 1 TD, 65 Lng
	RECEIVING Deion Burks Season - 36 Rec, 529 Yds, 7 TDs Last Game - 4 Rec, 60 Yds, 1 TD
	TACKLES Dillon Thieneman Season - 88 Total, 60 Solo, 3 INTs, 1 TFL, 2 FF Last Game - 9 Total, 5 Solo

A WIN WOULD

- Give Purdue its first three-game winning streak against Northwestern since 2003.
- Mark Purdue's second straight win in Evanston, the first streak since 2002.
- Make Ryan Walters just the 10th out of 37 coaches in Purdue history to win two road games in his first season.

STRATEGIC COMMUNICATIONS

Primary - Adam Kuffner / 662-816-0497 / kuffner@purdue.edu
Assoc. A.D. - Patrick Crawford / 337-412-4220 / pcrawf@purdue.edu
Secondary - Ian MacDougall / 317-313-7486 / imacdoug@purdue.edu
Secondary - William Soule / 918-899-2053 / wsoule@purdue.edu

NUMBERS TO KNOW

0

Purdue has not played a team this season that currently has a losing record.

15

Nic Scourton (8.0) and Kydran Jenkins (7.0) have combined for 15.0 sacks this season, ranking as the top two Big Ten defenders in sacks.

604

In last week's victory over Minnesota, Purdue's 604 yards of total offense were a season high and the 11th most in a single game in school history.

SCHEDULE AND RESULTS

											
FRESNO STATE Sept. 2 Loss, 39-35 (8-2)	AT VIRGINIA TECH Sept. 9 Win, 24-17 (5-5)	SYRACUSE Sept. 16 Loss, 35-20 (5-5)	WISCONSIN Sept. 22 Loss, 38-17 (5-5)	ILLINOIS Sept. 30 Win, 44-19 (5-5)	IOWA Oct. 7 Loss, 20-14 (8-2)	OHIO STATE Oct. 14 Loss, 41-7 (10-0)	NEBRASKA Oct. 28 Loss, 31-14 (5-5)	MICHIGAN Nov. 4 Loss, 41-13 (10-0)	MINNESOTA Nov. 11 Win, 49-30 (5-5)	NORTHWESTERN Nov. 18 TBA BTN (5-5)	INDIANA Nov. 25 TBA TBA (3-7)

QB1 - HUDSON CARD



Full Name: **Hudson Card**
 Year: **Redshirt Junior**
 Height: **6-3**
 Weight: **210**
 Hometown: **Austin, Texas**
 Previous School: **Texas**
 High School: **Lake Travis**
 Major: **Selling and Sales Management**
 Birthdate: **July 29, 2001**
 Parents: **Doug and Cindy**
 Siblings: **Ashley and Weston**

ATX CONNECTION

The Boilermakers have a great history pulling their signal callers from the Austin area, with Card joining program legend Drew Brees on the list of Purdue QBs to hail from the state capital. The pair sat on either side of the Battle of the Lakes rivalry between Lake Travis (Card) and Westlake (Brees) and are amongst a large list of top talent to have come from the two programs including Nick Foles, Garrett Gilbert, Baker Mayfield and Justin Tucker.

ACE UP THE SLEEVE

- In his first season as a starting quarterback, as well as his first as a Boilermaker, Hudson Card has led the Purdue offense.
- The Texas transfer has completed 19.4 passes per game to rank third in the Big Ten.
- He has also shown off his mobility with his feet, finding the end zone four times on the ground to rank third on the team in rushing touchdowns.
- Card had the biggest game of his career against Syracuse, going 32-for-46 for 323 yards and a touchdown to set personal bests in completions, attempts and yards.
- In last week's win over Minnesota, Card matched his career high with three passing touchdowns and also added another one on the ground.

2023

- Scored game-winning touchdown on a two-yard rush at Virginia Tech
- Transferred to Purdue January 6, 2023
- Named the starter for the Boilermakers early in spring camp
- Earned a spot on the Maxwell Award Watch List as one of the nation's top quarterbacks
- Chosen for the Johnny Unitas Golden Arm Award Watch List
- Tabbed as the top transfer quarterback by Mike Farrell
- Voted a team captain by his teammates

2022

- Played in 12 games with three starts
- Completed 14-of-22 passes for 158 yards against Alabama after entering on the last play of the first quarter
- Led Texas to victory against UTSA after completing 15-of-23 passes for 161 yards and one touchdown, also ran two for 35 yards against the Roadrunners, including a career-long 32 yard rush
- Threw for 277 yards and two touchdowns on 20-of-30 passing at Texas Tech
- Threw for 303 yards and three touchdowns while completing 21-of-27 passes (77.8%) in a victory over West Virginia
- Earned honorable mention Earl Campbell Tyler Rose Award Player of the Week honors for his performance against the Mountaineers

2021

- Played in eight games with two starts
- Made his first career start in the season-opening victory against Louisiana
- Completed 14-of-21 passes (66.7%) for 224 yards and two touchdowns and rushed for one touchdown, the first of his career
- Was named to an Earl Campbell Tyler Rose Award Player of the Week Honorable Mention honoree for week one of the season
- Completed 14-of-23 passes for 101 yards and one touchdown at Iowa State
- Connected on 10-of-16 passes for 123 yards with one touchdown at West Virginia.

CARD'S CAREER LINE

Year	Games	Starts	Comp.-Att.-Int.	Yds.	TDs	Long	Pct.	Avg./Pass	Avg./Game	Efficiency	Rushing: Att.	Yds.	TDs	Long	Avg./Carry	Avg./Game
2020	2	0	1-3-0	5	0	5	33.3	5.0	2.5	47.3	4	11	0	7	2.8	5
2021	8	2	51-83-1	590	5	52	61.4	11.6	73.8	138.6	26	17	1	13	0.7	2.1
2022	12	3	75-108-1	928	6	45	69.4	12.4	77.3	158.1	17	46	0	32	2.7	3.8
2023	10	10	194-331-8	2112	12	84	58.6	10.9	211.2	119.3	81	118	4	21	1.5	11.8
Total	32	15	321-525-10	3635	23	84	61.1	11.3	113.6	130.0	128	192	5	32	1.5	6.0

2023 GAME-BY-GAME

2023

Game	C-A-I	Pct.	Yds.	TDs	Long	R-Yds.
(s2) FRESNO STATE	17-30-0	.567	254	2	84	29
(s9) Virginia Tech	23-34-0	.676	248	0	36	16
(s16) SYRACUSE	32-46-1	.696	323	1	25	-4
(s22) WISCONSIN	21-38-2	.553	202	0	18	54
(s19) ILLINOIS	18-26-0	.692	217	2	44	-20
(o7) Iowa	25-40-2	.625	247	1	43	-40
(o14) OHIO STATE	13-32-0	.406	126	1	35	-9
(o28) Nebraska	16-32-2	.500	100	1	29	22
(n4) Michigan	12-28-1	.429	144	1	43	26
(n11) MINNESOTA	17-25-0	.680	251	3	52	34
(n18) Northwestern						
(n25) INDIANA						

HOME | Away

GAME HIGHS

COMPLETIONS

2023	32 - vs. Syracuse - 9/16/23
Career	32 - vs. Syracuse - 9/16/23

ATTEMPTS

2023	46 - vs. Syracuse - 9/16/23
Career	46 - vs. Syracuse - 9/16/23

PASSING YARDS

2023	323 - vs. Syracuse - 9/16/23
Career	323 - vs. Syracuse - 9/16/23

PASSING TOUCHDOWNS

2023	3 - vs. Minnesota - 11/11/23
Career	3 - 2x last vs. Minnesota - 11/11/23

LONG PASS

2023	84 - vs. Fresno State - 9/2/23
Career	84 - vs. Fresno State - 9/2/23

RUSHING YARDS

2023	54 - vs. Wisconsin - 9/22/23
Career	54 - vs. Wisconsin - 9/22/23

LONG RUSH

2023	24 - 2x last vs. Minnesota - 11/11/23
Career	32 - vs. UTSA - 09/17/22*

*Denotes games played for previous school.

RANKINGS

Category	National	BIG	Stat
Completion Percentage	78	6	.586
Completions Per Game	37	3	19.4
Passing Efficiency	92	7	119.3
Passing Touchdowns	69	7	12
Passing Yards	49	4	2,112
Passing Yards Per Game	55	4	211.2
Passing Yards Per Completion	87	8	10.9
Rushing Touchdowns	152	10	4
Total Offense	62	5	223.0
Yards Per Pass Attempt	96	7	6.4

AWARDS

2023

Earl Campbell Tyler Rose Award Honor Roll - Nov. 14
 Maxwell Award Watch List
 Johnny Unitas Golden Arm Award Watch List
 Reese's Senior Bowl Watch List
 Mike Farrell's #1 Transfer QB
 247Sports #17 Transfer Overall
 Named a Team Captain by his teammates

2022

Earl Campbell Tyler Rose Award Player of the Week

2021

Earl Campbell Tyler Rose Award Player of the Week Honorable Mention



OFFENSIVE KEYS


**45 • DEVIN MOCKOBEE**

R-So. • RB • 6-0 • 200 • Boonville, Ind. • Boonville

GP/GS	ATT.	YDS	TD	LG	YPC	YPG
10/4	142	715	5	65	5.0	71.5

LAST GAME - 17 Att, 153 Yds, 1 TD, Lng 65

- Leads the team in total carries and yards rushing, notched 6th career 100-yard game vs. Minn.
- Put on scholarship during Ryan Walters' first day as head coach
- Set the Purdue freshman record for rushing yards, 100-yard games and attempts in 2022 as a walk-on
- College Football News' Honorable Mention Freshman All-America


**3 • TYRONE TRACY, JR.**

5th • RB • 6-1 • 210 • Indianapolis, Ind. • Iowa • Decatur Central

GP/GS	ATT.	YDS	TD	LG	YPR	YPG
9/7	86	508	7	33	5.9	56.4

LAST GAME - 15 Att, 122 Yds, 2 TDs, 1 Rec, 52 Yds

- Team leader in rushing touchdowns, despite missing the Ohio State game due to injury
- Notched first career 100-yard games against Illinois (112) and Minnesota (122)
- Took opening kick of second half vs. Fresno State 98 yards for a touchdown
- Transferred to Purdue after four campaigns at Iowa


**4 • DEION BURKS**

R-So. • WR • 5-11 • 195 • Belleville, Mich. • Belleville

GP/GS	REC	YDS	TD	LG	YPC	YPG
10/10	36	529	7	84	14.7	52.9

LAST GAME - 4 Rec, 60 Yds, 1 TD

- Ranks third in the Big Ten in receiving touchdowns and ninth in receiving yards
- Had a career-high 152 yards on four catches against Fresno State
- Named to Bruce Feldman's Freaks List during the offseason, adding 15 pounds of muscle
- Calculated squat max of 485 pounds
- Snagged 15 passes for 149 yards during redshirt freshman campaign in 2022

**26 • ANDREW SOWINSKI**

R-Jr. • WR • 6-0 • 205 • Indianapolis, Ind. • Chatard

GP/GS	REC	YDS	TD	LG	YPC	YPG
6/2	3	29	0	12	9.7	4.8

LAST GAME - 3 Rec, 29 Yds

- Walk-on receiver started last two games against Michigan and Minnesota
- Splits time between offense, punt returner and special teams coverage
- Appeared in 12 games with four starts at receiver as a redshirt sophomore in 2022
- Sister Maggie is a long sprints/hurdler on the Purdue Track & Field team


**8 • TJ SHEFFIELD CAPTAIN**

R-Sr. • WR • 5-11 • 190 • Thompson's Station, Tenn. • Independence

GP/GS	REC	YDS	TD	LG	YPC	YPG
10/6	31	360	2	43	11.6	36.0

LAST GAME - 1 Rec, 24 Yds, 1 TD

- Ranks third in the Big Ten with 9.1 yards per punt return
- Tallied career-long 43-yard touchdown reception and 48-yard punt return against Iowa
- Named a captain ahead of the season
- Caught 46 passes for 840 yards and four touchdowns in 2022

**88 • GARRETT MILLER**

R-Sr. • TE • 6-5 • 250 • Round Rock, Texas • Round Rock

GP/GS	REC	YDS	TD	LG	YPC	YPG
9/7	25	220	2	28	8.8	24.4

LAST GAME - 6 Rec, 65 Yds, 1 TD

- Caught one pass at Va. Tech, first reception in 618 days since the 2021 Music City Bowl
- Named to Reese's Senior Bowl and Comeback Player of the Year watch lists
- Missed all of 2022 after sustaining an injury in preseason camp
- First collegiate catch was a 40-yard touchdown vs. Northwestern in 2020, hurdling a defender


**0 • JAYDEN DIXON-VEAL**

Jr. • WR • 6-0 • 185 • Rancho Cucamonga, Calif. • San Mateo • Rancho Cucamonga

GP/GS	REC	YDS	TD	LG	YPC	YPG
9/4	14	118	1	29	8.4	13.1


LAST GAME - 2 Rec, 21 Yds

- Set career highs in receptions, yards and caught first career touchdown at Nebraska
- Made first career start against Ohio State
- Hauled in first career pass at Purdue against Illinois
- Made 24 receptions for 272 yards and two touchdowns during 2022 season at San Mateo

**77 • MAHAMANE MOUSSA** (ma-HAH-man)


R-So. • OL • 6-4 • 310 • Indianapolis, Ind. • Pike

- Started at left tackle the first eight games of the season, missed last two through injury
- Appeared in 14 games with nine starts as a redshirt freshman in 2022
- Made first collegiate start on the road at Maryland in 2022

**52 • PRESTON NICHOLS**

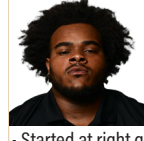
6th • OL • 6-2 • 290 • Charlotte, N.C. • UNLV • Charleston Southern • West Mecklenberg

- Started at left guard the first 10 games of the season
- Arrived in West Lafayette after four seasons at Charleston Southern (2018-21) and one at UNLV (2022)
- Has more career starts than any other player on the team

**53 • GUS HARTWIG CAPTAIN**


Sr. • OL • 6-5 • 315 • Zionsville, Ind. • Zionsville

- Named a Campbell Trophy semifinalist and Wuerffel Trophy nominee
- Made season debut at center against Wisconsin, returning from 2022 season-ending injury
- Twenty-eight starts at Purdue are the most by any offensive Boilermaker on the team
- Named team captain, and to Rimington Trophy, Outland Trophy and Reese's Senior Bowl watch lists

**75 • JALEN GRANT**


Senior • OL • 6-3 • 300 • Chicago, Ill. • Bowling Green • Mount Carmel

- Started at right guard the first 10 games of the season
- Spent three seasons at Bowling Green before transferring to Purdue in 2023
- Started 24 of Bowling Green's 25 games over 2021 and 2022

**64 • BEN FARRELL**


Grad. • OL • 6-4 • 310 • Grand Rapids, Mich. • Indiana Wesleyan • NorthePoint

- Started three games at right tackle, before moving to left tackle vs. Minnesota
- Transferred from Indiana Wesleyan after earning two All-MSFA Mid-east First Team nods
- Played golf at Cornerstone University before playing football at Indiana Wesleyan

**54 • JOSH KALTENBERGER**

R-Jr. • OL • 6-5 • 300 • Cranberry Township, Pa. • Seneca Valley

- Started vs. Syracuse at center, started vs. Minnesota at right tackle
- Took over center duties for final three games of 2022 season
- No. 8-rated center in the 2020 recruiting class by ESPN

**73 • DANIEL JOHNSON**

6th • OL • 6-5 • 320 • London, Ontario • Kent State • Catholic Central

- Played the last two games in the rotation on the line, started at No. 3 Michigan
- Appeared in five games last season with two starts before injury ended his campaign
- No. 7 ranked CFL prospect according to the CFL Scouting Bureau


**39 • BEN FREEHILL**

R-Sr. • K • 6-1 • 200 • Gibson City, Ill. • Oklahoma State • Melvin-Sibley

FGM-A	FG%	PAT	LONG	-29	30-39	40-49	50+
3-6	.500	18-19	43	-	2-3	1-2	0-1

LAST GAME - 0-0 FG, 7-7 PATS

- Connected on a 43-yard attempt for first career made field goal at Virginia Tech
- Took over field goal duties for the first time in his career
- Kicked off in 10 games over two years for Purdue after transferring from Oklahoma State in 2021

**45 • JULIO MACIAS**

R-Fr. • K • 6-5 • 230 • Ligonier, Ind. • West Noble

FGM-A	FG%	PAT	LONG	-29	30-39	40-49	50+
2-6	.333	9-10	40	0-1	1-2	1-3	-

LAST GAME - Did Not Play

- Made first career kick from 34 yards against Wisconsin
- Made season debut on kickoff against Virginia Tech

31 - DILLON THIENEMAN



Full Name: **Dillon Thieneman**
 Year: **True Freshman**
 Height: **6-0**
 Weight: **205**
 Hometown: **Westfield, Ind.**

High School: **Westfield**
 Major: **Engineering**
 Birthdate: **Aug. 8, 2004**
 Parents: **Ken and Shannon**
 Siblings: **Jake, Brennan and Kiera**

THIENEMAN'S CAREER LINE

Year	Games	Starts	Solo	Ast	Total	TFL	PBU	FF	FR	BLK	Sacks	INT
2023	10	10	60	28	88	1-4	2	2	0	0	0	3

MAMA, THERE GOES THAT THIENEMAN

- True freshman Dillon Thieneman has already become a leader on the Boilermaker defense and one of the best defensive players in the country.
- As the nation's leading freshman in tackles (88), solo tackles (60), interceptions (3) and forced fumbles (2), Thieneman was named a semifinalist for the Shaun Alexander Freshman of the Year Award. He is the only Big Ten player up for the honor.
- Thieneman received Midseason Freshman All-America honors from 247Sports, The Athletic, the Football Writers Association of America (FWAA) and On3.
- The Westfield, Indiana, native ranks fourth nationally in solo tackles, averaging 6.0 per game. Thieneman's 8.8 tackles per game not only lead Purdue but rank third in the Big Ten and are more than any other freshman in the country.
- Thieneman has made three interceptions this season, ranking 31st nationally and one of only four freshmen to record three INTs.
- He became the first freshman in school history to record an interception in each of his first two games, and his trio of INTs is tied for the third-most all-time by a Purdue freshman.
- Thieneman led Purdue in tackles in his first three games (10 vs. Fresno State, 7 at Virginia Tech, 14 vs. Syracuse), while becoming the first Purdue freshman to record multiple double-digit tackle games since Ja'Whaun Bentley (New England Patriots) in 2014.
- Thieneman is a four-time Big Ten Freshman of the Week honoree (Sept. 4, Oct. 9, Oct. 30, Nov. 13). No defensive player in conference history had earned the weekly accolade more than twice.

THIENEMAN EARNS FOURTH BIG FRESHMAN OF THE WEEK HONOR

- For the fourth time this season, defensive back Dillon Thieneman earned Big Ten Freshman of the Week accolades after helping the Boilermakers beat Minnesota.
- As the only defensive player in Big Ten history to win the award four times, Thieneman joined wide receivers Rondale Moore (2018) and David Bell (2019) as the only Boilermakers to be four-time BIG Freshman of the Week honorees. Both Moore and Bell went on to be named Big Ten Freshman of the Year in their respective debut seasons.
- Thieneman collected the latest honor after leading Purdue in tackles for the sixth time in 2023. The Westfield, Indiana native tallied a team-high nine tackles in the victory over the Golden Gophers. His five solo stops were also a Purdue best.
- With Thieneman at the back end of the defense, the Boilermakers limited Minnesota to 4-for-14 on third down (28.6 percent).
- Thieneman and the Purdue defense stepped up in the second half, allowing only 45 yards through the first 25 minutes before Minnesota added a late touchdown drive when the game was already in hand.

THIENEMAN EARNS THIRD BIG FRESHMAN OF THE WEEK HONOR

- The Purdue defensive back collected the weekly honor for the third time this season following his play at Nebraska.
- Thieneman forced two fumbles to tie a school record for a single game, the first two forced fumbles of his career.
- The Westfield, Indiana, native led Purdue in tackles for the fifth time in 2023, recording 12 for his most in a Big Ten game.
- He became the first Boilermaker to earn the recognition at least three times since wide receiver David Bell was named BIG Freshman of the Week four times throughout the 2019 season. Bell went on to become the Big Ten Freshman of the Year.

THIENEMAN NAMED BIG FRESHMAN OF THE WEEK, AGAIN

- Thieneman earned his second weekly accolade after hauling in his team-leading third interception of the season to go along with eight tackles (seven solo) against Iowa.
- The Westfield, Indiana, native led a secondary that held the Hawkeyes to just 6-of-21 (28.6%) for 110 yards through the air, the lowest completion percentage allowed since limiting Illinois to 27.6% 17 years ago (Nov. 11, 2006).
- Thieneman joined Devin Mockobee (2022), David Bell (2019) and Rondale Moore (2018) as Boilermakers to be named Big Ten Freshman of the Week multiple times throughout the past six seasons.
- Thieneman joined Frankie Williams as the only Boilermaker defenders to win the Big Ten Freshman of the Week twice.

THE FIRST BIG TEN FRESHMAN OF THE WEEK FOR THIENEMAN

- Thieneman garnered his first Big Ten Freshman of the Week honor after the season opener against Fresno State
- The season-opening accolade marked the third time a Boilermaker earned Big Ten Freshman of the Week honors dating back to the 2022 campaign.
- Thieneman is the second defensive player in program history to be named the Big Ten Freshman of the Week, joining Frankie Williams in 2012, who accomplished the feat twice.
- The defensive back led the team with 10 tackles, all solo, becoming the third Purdue freshman over the past decade to record at lead double-digit tackles in a game (Ja'Whaun Bentley twice in 2014, Navon Mosley in 2016).
- He became one of only nine players to record at least 10 solo tackles in the opening week of the season.
- The Westfield, Ind., native also hauled in a big, fourth quarter interception that flipped the field and led to a Purdue touchdown.
- It marked just the third time since 1996 that a Purdue true freshman made an interception in their debut (1999 - James Dunnigan vs. UCF, 2016 - Josh Hayes vs. Eastern Kentucky).

2023 GAME-BY-GAME

Game	Solo	Ast	Total	INT	PBU	FF	QBH
(s2) FRESNO STATE	10	0	10	1	-	-	-
(s9) Virginia Tech	6	1	7	1	-	-	-
(s16) SYRACUSE	10	4	14	-	-	-	-
(s22) WISCONSIN	3	4	7	-	-	-	1
(s19) ILLINOIS	5	2	7	-	1	-	-
(o7) Iowa	7	1	8	1	-	-	-
(o14) OHIO STATE	4	5	9	-	-	-	-
(o28) Nebraska	7	5	12	-	-	2	-
(n4) Michigan	3	2	5	-	1	-	-
(n11) MINNESOTA	5	4	9	-	-	-	-
(n18) Northwestern							
(n25) INDIANA							

HOME | Away

GAME HIGHS

TACKLES

2023	14 - vs. Syracuse - 9/16/23
Career	14 - vs. Syracuse - 9/16/23

SOLO TACKLES

2023	10 - 2x last vs. Syracuse - 9/16/23
Career	10 - 2x lvs. Syracuse - 9/16/23

TACKLES-FOR-LOSS

2023	1 - at Nebraska - 10/28/23
Career	1 - at Nebraska - 10/28/23

FORCED FUMBLES

2023	2 - at Nebraska - 10/28/23
Career	2 - at Nebraska - 10/28/23

INTERCEPTIONS

2023	1 - 3x last at Iowa - 10/7/23
Career	1 - 3x last at Iowa - 10/7/23


RANKINGS

Category	National	BIG	Stat
Interceptions	31	5	3
Interceptions by a Freshman	1	1	3
Solo Tackles Per Game	4	2	6.0
Solo Tackles	4	2	60
Solo Tackles by a Freshman	1	1	60
Total Tackles Per Game	31	3	8.8
Total Tackles	31	3	88
Total Tackles by a Freshman	1	1	88

AWARDS


2023

Big Ten Freshman of the Week - Sept. 5
 Big Ten Freshman of the Week - Oct. 9
 Big Ten Freshman of the Week - Oct. 30
 Big Ten Freshman of the Week - Nov. 13
 247Sports, FWAA, The Athletic, On3 Midseason True Freshman All-American
 Shaun Alexander Freshman of the Year Finalist





DEFENSIVE KEYS


**35 • MALIK LANGHAM** (mah-LEEK)

Gr. • DL • 6-4 • 310 • Huntsville, Ala. • Vanderbilt • Lee

GP/GS	TOT	TFL	SACK	INT	QBH	FF-FR
10/10	16	1	1	0	1	0-1

LAST GAME - Started on the defensive line

- Recorded first career touchdown on a fumble recovery in the end zone against Illinois
- Tallied a season-high four stops with one sack against Syracuse
- Arrived at Purdue after four seasons at Vanderbilt (2019-22) and one at Florida (2018)


**91 • COLE BREVARD**

R-Jr. • DL • 6-3 • 335 • Carmel, Ind. • Penn State • Carmel

GP/GS	TOT	TFL	SACK	INT	QBH	FF-FR
10/10	8	2.5	1	0	2	0-2

LAST GAME - Started on the defensive line

- Recorded first career sack at No. 3 Michigan
- Matched school record with two fumble recoveries at Nebraska
- Devoted Star Wars fan, biggest one on the team


**93 • ISAAH NICHOLS**

Gr. • DL • 6-3 • 300 • Springdale, Ark. • Arkansas • Springdale

GP/GS	TOT	TFL	SACK	INT	QBH	FF-FR
10/10	17	3	1	0	2	0-0

LAST GAME - Started on the defensive line

- Leads the defensive line in tackles and tackles-for-loss this season
- Named to the Reese's Senior Bowl Watch List after transferring from Arkansas
- Played in 49 games with 23 starts over five seasons at Arkansas (2018-22), making 80 tackles


**4 • KYDRAN JENKINS** (KAY-dran)

Sr. • OLB • 6-1 • 260 • Louisville, Ga. • Jefferson County

GP/GS	TOT	TFL	SACK	INT	QBH	FF-FR
10/10	46	13.5	7	0	8	1-2

LAST GAME - 6 Total, 5 Solo, 1 TFL, 1 PBU, 1 QBH

- Second in the Big Ten in sacks and tackles-for-loss
- Recorded a tackle-for-loss in nine of 10 games this season
- Honorable mention All-Big Ten in 2022 with 32 tackles, 24 solos and eight for loss

**5 • NIC SCOURTON** (SCORE-ton) *CAPTAIN*

So. • OLB • 6-4 • 280 • Bryan, Texas • Bryan

GP/GS	TOT	TFL	SACK	INT	QBH	FF-FR
10/10	44	11.0	8	0	3	1-0

LAST GAME - 3 Total, 1 Sack, 1 TFL, 1 PBU

- Leads the Big Ten in sacks, ranks fourth in tackles-for-loss
- Went for a career-best 3.5 tackles-for-loss against Virginia Tech
- Changed last name from Caraway to Scourton during the offseason to take his father's name


**11 • ANTONIO STEVENS**

R-Jr. • DB • 6-2 • 210 • Nashville, Tenn. • Battle Ground

GP/GS	TOT	TFL	SACK	INT	QBH	FF-FR
10/2	14	0	0	0	0	0-2

LAST GAME - 4 Total, 2 Solo

- Made first career start at No. 2 Michigan, started against Minnesota
- Appeared in 13 games last season
- No. 27 safety in the 2020 recruiting class


**10 • CAM ALLEN**

5th • DB • 6-1 • 195 • Bluefield, Va. • Bluefield

GP/GS	TOT	TFL	SACK	INT	PBU	FF-FR
10/7	27	1	0	2	4	0-0

LAST GAME - 3 Total, 1 PBU

- Picked off passes against Virginia Tech and Syracuse
- Third in program history with 12 career interceptions, 12th to reach double figures
- Has the most active starts by a defender at Purdue with 38


**14 • YANNI KARLAFTIS** (YAH-nee)

R-So. • LB • 6-3 • 235 • West Lafayette, Ind. • West Lafayette

GP/GS	TOT	TFL	SACK	INT	PBU	FF-FR
10/6	44	1.5	1.5	0	0	0-1

LAST GAME - 3 Total, 2 Solo

- Set a career high with nine stops against Ohio State
- First career start and sack against Illinois, along with eight stops
- Brother, George, won Super Bowl LVI and named to NFL All-Rookie and Den of Defensive Ends


**21 • SANOUSI KANE** (sa-NEW-see) *CAPTAIN*

Sr. • DB • 6-0 • 215 • Harlem, N.Y. • Blair Academy

GP/GS	TOT	TFL	SACK	INT	PBU	FF-FR
10/10	70	5	1	0	6	1-0

LAST GAME - 6 Total, 3 Solo, 1 PBU

- Led team in tackles three times, up to 20th nationally in solo tackles
- Named a team captain and to Reese's Senior Bowl Watch List
- Competed at Blair Academy for its No. 1 nationally ranked wrestling program

**1 • MARKEVIOUS BROWN**

Jr. • DB • 5-11 • 180 • Pahokee, Fla. • Ole Miss • IMG Academy

GP/GS	TOT	TFL	SACK	INT	PBU	FF-FR
10/10	40	2	1	0	5	2-0

LAST GAME - 1 Total, 1 PBU

- Tied for the team lead with a pair of forced fumbles this year
- First career sack was a forced fumble that led to a touchdown against Illinois
- Made Purdue debut with nine tackles and a pass breakup against Fresno State


**13 • DERRICK ROGERS JR.**

Fr. • DB • 6-1 • 170 • Orlando, Fla. • Jones

GP/GS	TOT	TFL	SACK	INT	PBU	FF-FR
10/4	4	0	0	0	2	0-0

LAST GAME - 1 Total

- Made first career start on defense on the road at Iowa
- Appeared on defense and special teams during the first five games before starting
- 2022 Orlando All-Metro Conference and Orlando Sentinel Central Florida Super60


**19 • BOTROS ALISANDRO** (BOE-truss)

So. • DB • 6-1 • 185 • Manchester, N.H. • Snow College

GP/GS	TOT	TFL	SACK	INT	PBU	FF-FR
10/1	24	1	0	1	1	0-0

LAST GAME - 3 Total, 1 Solo

- Leads the nation in solo tackles on special teams per PFF
- Picked off first career pass against Wisconsin
- Originally from Alexandria, Egypt


**15 • WILL HELDT**

Fr. • OLB • 6-6 • 250 • Carmel, Ind. • Carmel

GP/GS	TOT	TFL	SACK	INT	PBU	FF-FR
10/0	10	1	0	0	1	0-0

LAST GAME - 1 Solo

- Made Purdue debut against Fresno State
- Consensus three-star recruit, the No. 5 prospect in Indiana and the No. 40 edge rusher
- Named to the Indiana Football Coaches Association Top 50 All-State team on two occasions


**42 • CLYDE WASHINGTON**

Sr. • LB • 6-3 • 245 • Medford, N.J. • Lanape

GP/GS	TOT	TFL	SACK	INT	QBH	FF-FR
10/1	16	0	0	0	0	0-0

LAST GAME - 4 Total, 2 Solo

- Returned from injury to play in main defensive rotation this year
- Tallied 14 tackles with 10 solos over nine games in 2022 before injury ended his season early
- Grandfather, Clyde, played for the Boilermakers from 1957-59

**0 • JEFFREY M'BA** (MMM-BA)

Jr. • DL • 6-6 • 315 • Libreville, Gabon • Auburn • Independence CC

GP/GS	TOT	TFL	SACK	INT	QBH	FF-FR
10/0	15	1	1	0	1	0-0

LAST GAME - Appeared on the defensive line

- Recorded second career sack and first as a Boilermaker against Ohio State
- No. 1-ranked junior college player in the nation - 50 tackles, 15 for loss at Independence in 2021-22
- Started playing football in four years ago in France for the Pionniers de Touraine

**30 • JACK ANSELL**

Jr. • P • 6-2 • 235 • Warrambool, Australia • Brauer College Prep

NO.	YDS	AVG	LG	FC	I20	50+
47	1,945	41.4	65	13	13	7

LAST GAME - 4 Punts, 34.5 Avg., 2 i20

- Is in third season as the starting punter, on Ray Guy Award Watch List
- Works closely with Australian punters in college and NFL to improve his and others' games
- Type 1 Diabetic, creating a charity to raise funds for the Juvenile Diabetes Research Foundation



DEPTH CHART

OFFENSE

QB	1	Hudson Card	R-Jr	6-3	210
	18	Bennett Meredith	R-Fr.	6-3	210
RB	3	Tyrone Tracy Jr.	5th	6-1	210
-or-	45	Devin Mockobee	R-So.	6-0	200
	22	Dylan Downing	Sr.	6-0	225
WR	4	Deion Burks	R-So.	5-11	195
	13	Jaron Tibbs	Fr.	6-3	210
WR	0	Jayden Dixon-Veal	Jr.	6-0	185
	17	Arhmad Branch	Fr.	6-0	180
WR	26	Andrew Sowinski	R-Jr.	6-0	205
	8	TJ Sheffield	R-Sr.	5-11	190
TE	88	Garrett Miller	R-Sr.	6-5	250
	82	Drew Biber	R-So.	6-5	245
	81	George Burhenn	Fr.	6-5	220
LT	73	Daniel Johnson	6th	6-6	320
	54	Josh Kaltenberger	R-Jr.	6-5	300
	78	Bakyne Coly	So.	6-7	280
LG	52	Preston Nichols	6th	6-2	290
	55	Malachi Preciado	R-Fr.	6-1	310
C	53	Gus Hartwig	Sr.	6-5	315
	58	Austin Johnson	R-Jr.	6-4	305
RG	75	Jalen Grant	Sr.	6-3	300
	54	Josh Kaltenberger	R-Jr.	6-5	300
RT	64	Ben Farrell	Gr.	6-4	310
	54	Josh Kaltenberger	R-Jr.	6-5	300

DEFENSE

DL	35	Malik Langham	Gr.	6-4	310
	0	Jeffrey M'Ba	Jr.	6-6	315
	9	Joe Strickland	R-Fr.	6-4	275
DL	91	Cole Brevard	R-Jr.	6-3	335
	92	Mo Omonode	So.	6-0	290
DL	93	Isaiah Nichols	Gr.	6-3	300
	50	Sulaiman Kpaka	R-Sr.	6-2	295
	95	Joe Anderson	R-Sr.	6-4	280
OLB	4	Kydran Jenkins	Sr.	6-1	260
	15	Will Heldt	Fr.	6-6	250
LB	42	Clyde Washington	Sr.	6-3	245
	47	Domanick Moon	R-Fr.	6-2	235
LB	14	Yanni Karlaftis	R-So.	6-3	235
	47	Domanick Moon	R-Fr.	6-2	235
OLB	5	Nic Scourton	So.	6-4	280
	96	Khordae Sydnor	R-So.	6-5	265
DB	10	Cam Allen	5th	6-1	195
	7	Zion Steptoe	R-Fr.	5-11	190
DB	31	Dillon Thieneman	Fr.	6-0	205
	32	Joseph Jefferson	R-Fr.	6-0	190
DB	21	Sanoussi Kane	Sr.	6-0	215
	11	Antonio Stevens	R-Jr.	6-2	210
DB	1	Markevious Brown	Jr.	5-11	180
	7	Zion Steptoe	R-Fr.	5-11	190
DB	13	Derrick Rogers Jr.	Fr.	6-1	170
	19	Botros Alisandro	R-Jr.	6-1	185

SPECIAL TEAMS

K	39	Ben Freehill	R-Sr.	6-1	200
	41	Caleb Krockover	R-Jr.	5-9	210
-or-	45	Julio Macias	R-Fr.	6-5	230
H	47	Brendan Cropsey	R-Jr.	6-1	205
LS	97	Nick Taylor	R-Jr.	6-1	240
	44	Daniel Hawthorne	Sr.	6-0	235
P	30	Jack Ansell	Jr.	6-2	235
	47	Brendan Cropsey	R-Jr.	6-1	205
KOS	39	Ben Freehill	R-Sr.	6-1	200
-or-	41	Caleb Krockover	R-Jr.	5-9	210
KR	3	Tyrone Tracy Jr.	5th	6-0	210
	22	Dylan Downing	Sr.	6-0	225
PR	8	TJ Sheffield	R-Sr.	5-11	190
	26	Andrew Sowinski	R-Jr.	6-0	205

PRONUNCIATIONS

19	Botros Alisandro	BOE-tross ah-LEE-sahn-dro
48	Bennett Boehnlein	BAY-line
87	Maddix Bogunia-Bright	Buh-guh-nee-ya
91	Ben Buechel	BEEK-ul
82	Drew Biber	like bib
81	George Burhenn	BURR-hen (like a cold chicken)
5	Elijah Canion	canyon
0	Jayden Dixon-Veal	VEEL
17	Christian Gelov	hard g
46	Scotty Humpich	HUMP-pick
4	Kydran Jenkins	KAY-drun
21	Sanoussi Kane	sa-NEW-see
14	Yanni Karlaftis	car-LOFT-tis
50	Sulaiman Kpaka	SUE-luh-man POCK-ah
62	Ben Kuhns	KYU-hns
0	Jeffrey M'Ba	mmm-BA
34	Damarjhe Lewis	dah-MAR-zjay
63	Marcus Mbow	like bow and arrow
77	Mahamane Moussa	Ma-hah-men MOOS-a
92	Mo Omonode	oh-MO-no-day
89	Paul Piferi	Pih-FAIR-ee
55	Malachi Preciado	mal-la-KIE PRESH-ee-ya-doe
5	Nic Scourton	SCORE-ton
96	Khordae Sydnor	core-DAY SID-nor
31	Dillon Thieneman	THEE-na-man
2	Salim Turner-Muhammad	sah-LEEM
16	Marquis Wilson	mark-KEES
2	Abdur-Rahmaan Yaseen	Ab-DUR rah-MAHN yah-SEEN
TE	Seth Doege	DAY-gee

COACHING STAFF ON GAMEDAY

ON FIELD



Ryan Walters
Head Coach



Cory Patterson
AHC / Wide Receivers



Sam Carter
Cornerbacks



Lamar Conard
Running Backs



Joe Dineen
Outside Linebackers



Seth Doege
Tight Ends



Brick Haley
Defensive Line



Marcus Johnson
Offensive Line



Grant O'Brien
Safeties

PRESS BOX



Graham Harrell
Off. Coordinator / QBs



Kevin Kane
Def. Coordinator / ILBs





Considered one of the nation's fastest rising young coaches, Ryan Walters was announced as the 37th head coach in Purdue Football history on Dec. 13, 2022.

In his second season as defensive coordinator for Illinois in 2022, Walters emerged as one of the nation's best defensive play callers. The Illini posted an 8-4 record, with five wins holding their opponents under seven points and seven wins at 10 points or fewer. Along with guiding the Illini defense to Top 10 national rankings in 17 different defensive categories, Walters was named 247Sports Defensive Coordinator of the Year and On3 Coordinator of the Year.

Hired at age 36, Walters (now 37) became the fourth-youngest coach in the Power 5 conferences behind Kenny Dillingham (32-Arizona State), Kane Wommack (35-South Alabama) and Dan Lanning (36-Oregon) and eighth youngest in the FBS.

Walters elevated Illinois' defensive unit from the back of the pack into one of the nation's elite in just two seasons. Following the 2020 season, in which the Fighting Illini ranked 97th nationally in scoring defense (34.9) and 114th in yards allowed per game (466.8), Walters' first year in Champaign saw his side of the ball rise to 29th (21.9) and 49th (367.0), respectively. This past season, the results were shown nationwide as Illinois went into the bowl schedule No. 1 nationally in scoring defense (12.3) and No. 2 in yards allowed per game (263.8).

A former safety at Colorado (2004-08), Walters tutored two of the nation's top defensive backs during his two-year stint in Champaign. Among six Illini defenders to earn All-Big Ten recognition in 2021 was safety Kerby Joseph, who was Illinois' first All-Big Ten First Team defensive back since 1989. Two more Illinois defensive backs accomplished the feat in 2022, with Devon Witherspoon and Sydney Brown earning first team accolades from the conference. Witherspoon, notably, became Illinois' first Jim Thorpe Award (top defensive back in college football) finalist in school history this past season.

Walters spent six seasons at Missouri prior to his tenure with the Illini, including three as defensive coordinator. He oversaw an impressive transformation of the Tigers' defense into one of the Southeastern Conference's top units. His 2019 defense ranked in the nation's Top 20 in several categories, including total defense (14th NCAA; 3rd SEC - 312.0) and scoring defense (17th NCAA; 6th SEC - 19.4), while excelling as a Top 10 pass defense (8th in passing yards allowed NCAA; 2nd SEC - 179.3).



YEAR-BY-YEAR COACHING RECORD

Year	School	Overall	Conference	Home	Away	Neutral	Final Rank	Bowl
2023	Purdue	3-7	2-5	2-4	1-3	-	-	-

Walters previously served as co-defensive coordinator for the 2016 and 2017 seasons in Columbia before being promoted to defensive coordinator permanently ahead of the 2018 season, with Missouri's overall defensive improvement leading the way to an eight-win season and bid to the 2018 AutoZone Liberty Bowl. Previously during bowl preparation in December 2017, Walters ascended to the role of defensive coordinator before the squad's 2017 Texas Bowl appearance after assuming control of the entire secondary ahead of that season. He had focused on the safeties in his first two seasons with the program. Prior to making the move to Missouri in 2015, Walters coached at Memphis where he spent the 2014 season as cornerbacks coach and oversaw a defense that was among the most improved in the nation when the Tigers went 10-3.

A native of Aurora, Colorado, Walters was a football student-athlete at Colorado, where he was a standout safety for the Buffaloes (2004-08). He started 33 times in 46 career appearances as a Buffalo and earned All-Big 12 Conference Honorable Mention his senior season. He began his coaching career as a student assistant at Colorado, working with the secondary in 2009, and then spent two years on staff at Arizona, where he was a graduate assistant in 2010 before being promoted to defensive backs coach for the 2011 season.

From Arizona, Walters moved to Oklahoma as a graduate assistant cornerbacks coach in 2012, as the Sooners went 10-3 and played in the 2013 Cotton Bowl. He moved to North Texas for the 2013 season, where he oversaw cornerbacks and helped lead UNT to a 9-4 record in its first year in Conference USA.

Prior to his arrival at Illinois, Walters was one of 12 coaching participants in the National Coalition of Minority Football Coaches' inaugural Coalition Academy in April 2020, a first-of-its-kind mentorship program pairing influential athletic directors with minority football coaches.

Walters earned his degree in history from the University of Colorado in December 2008 with dual majors in history and ethnic studies. Walters and his wife Tara have two sons, Aaron and Cason.



RYAN WALTERS

HEAD COACH

OVERALL - 3-7 | BIG TEN - 2-5

THE WALTERS FILE

Year at Purdue: First (Hired Dec. 13, 2022)
 Birthdate: Jan. 21, 1986 (Age 37) in Los Angeles, Calif.
 Wife: Tara | Children: Aaron & Cason
 High School: Grandview High School (Aurora, Colo.)
 College: Colorado (2008) - History & Ethnic Studies

COACHING EXPERIENCE

Year	School	Position
2022-Present	Purdue	Head Coach
2021-22	Illinois	Defensive Coordinator
2019-20	Missouri	Defensive Coordinator/Safeties
2018	Missouri	Defensive Coordinator/Secondary
2017	Missouri	Co-Defensive Coordinator/Secondary
2016	Missouri	Co-Defensive Coordinator/Safeties
2015	Missouri	Safeties
2014	Memphis	Cornerbacks
2013	North Texas	Cornerbacks
2012	Oklahoma	Graduate Assistant/Cornerbacks
2011	Arizona	Defensive Backs
2010	Arizona	Graduate Assistant
2009	Colorado	Student Assistant/Secondary

FBS HEAD COACHES UNDER 40

Coach	School	Age*
Kenny Dillingham	Arizona State	33
G.J. Kinne	Texas State	34
Kane Wommack	South Alabama	36
Ryan Walters	Purdue	37
Marcus Freeman	Notre Dame	37
Dan Lanning	Oregon	37
Eric Morris	North Texas	37
Michael Desormeaux	Louisiana	37
David Braun	Northwestern	38
Kenni Burns	Kent State	39
Alex Golesh	South Florida	39
Maurice Linguist	Buffalo	39
Lincoln Riley	USC	39

*Age at start of the 2023 season





GAME 11 NOTES • Purdue at Northwestern



TEAM ROSTER

No.	Name	Cl.	Pos.	Ht.	Wt.	Hometown (High School/Previous College)
0	Jayden Dixon-Veal	Jr.	WR	6-0	185	Rancho Cucamonga, Calif. (College of San Mateo)
0	Jeffrey M'Ba	Jr.	DL	6-6	315	Libreville, Gabon (Auburn)
1	Markevious Brown	Jr.	DB	5-11	180	Pahokee, Fla. (Ole Miss)
1	Hudson Card	R-Jr.	QB	6-3	210	Austin, Texas (Texas)
2	Salim Turner-Muhammad	Gr.	DB	6-0	200	Corona, N.Y. (Stanford)
2	Abdur-Rahmaan Yaseen	R-Jr.	WR	6-2	200	Southfield, Mich. (Walled Lake)
3	Tyrone Tracy Jr.	5th	RB	6-1	210	Indianapolis, Ind. (Iowa)
4	Deion Burks	R-So.	WR	5-11	195	Belleville, Mich. (Belleville)
4	Kydran Jenkins	Sr.	OLB	6-1	260	Louisville, Ga. (Jefferson County)
5	Elijah Canion	R-Jr.	WR	6-4	220	Hollywood, Fla. (Auburn)
5	Nic Scourton	So.	OLB	6-4	280	Bryan, Texas (Bryan)
6	Curtis Deville Jr.	R-Fr.	WR	6-2	210	Kinder, La. (Iowa)
7	Jahmal Edrine	R-So.	WR	6-3	215	Ft. Lauderdale, Fla. (FAU)
7	Zion Steptoe	R-Fr.	DB	5-11	190	Little Elm, Texas (Memorial)
8	OC Brothers	R-Sr.	LB	6-2	245	Titusville, Fla. (Auburn)
8	TJ Sheffield	R-Sr.	WR	5-11	190	Thompson's Station, Tenn. (Independence)
9	Mershawn Rice	R-Sr.	WR	6-2	215	Reynoldsburg, Ohio (Reynoldsburg)
9	Joe Strickland	R-Fr.	DL	6-4	275	Indianapolis, Ind. (Brebeuf)
10	Cam Allen	5th	DB	6-1	195	Bluefield, Va. (Graham)
11	Antonio Stevens	R-Jr.	DB	6-2	210	Nashville, Tenn. (Battle Ground Academy)
12	Braxton Myers	Fr.	DB	6-1	205	Coppell, Texas (Ole Miss)
13	Derrick Rogers Jr.	Fr.	DB	6-1	170	Orlando, Fla. (Jones)
13	Jaron Tibbs	Fr.	WR	6-3	210	Indianapolis, Ind. (Cathedral)
14	Yanni Karlaftis	R-So.	LB	6-3	235	West Lafayette, Ind. (West Lafayette)
14	Jake Wilson	Fr.	QB	6-2	200	Trophy Club, Texas (Byron Nelson)
15	Ryan Browne	Fr.	QB	6-4	215	Clarkston, Mich. (Venice (Fla.))
15	Will Heldt	Fr.	OLB	6-6	250	Carmel, Ind. (Carmel)
16	Marquis Wilson	R-Sr.	DB	5-11	185	Windsor, Conn. (Penn State)
17	Arhmad Branch	Fr.	WR	6-0	180	Festus, Mo. (Festus)
17	Christian Gelov	R-Jr.	QB	6-0	175	Noblesville, Ind. (TCU)
18	Bennett Meredith	R-Fr.	QB	6-3	210	Hoover, Ala. (Arizona State)
19	Kyle Adams	R-Jr.	QB	6-1	180	West Lafayette, Ind. (James Madison)
19	Botros Alisandro	So.	DB	6-1	185	Manchester, N.H. (Snow College)
20	Winston Berglund	Fr.	DB	6-2	210	Carmel, Ind. (Carmel)
20	Bishop Johnson	R-So.	RB	5-9	165	Lafayette, Ind. (Army)
21	Sanoussi Kane	Sr.	DB	6-0	215	Harlem, N.Y. (Blair Academy)
22	Owen Davis	Fr.	LB	6-3	235	Richwood, Ohio (North Union)
22	Dylan Downing	Sr.	RB	6-0	225	Carmel, Ind. (UNLV)
23	Ethon Cole	Fr.	DB	6-1	195	Clermont, Fla. (Lake Minneola)
23	Mondrell Dean	Fr.	RB	6-3	240	Charleston, W. Va. (Hurricane)
24	Anthony Brown	R-Fr.	DB	6-0	195	Detroit, Mich. (Arkansas)
25	Zion Gunn	Fr.	DB	6-2	200	Orlando, Fla. (Winter Park)
25	Iain Ramage	R-Fr.	K	6-1	200	Berwyn, Ill. (Fenwick)
26	Andrew Sowinski	R-Jr.	WR	6-0	205	Indianapolis, Ind. (Chatard)
27	Trey Firestone	R-Fr.	WR	6-3	205	Zionsville, Ind. (Zionsville)
27	Zeke Williams	R-Fr.	DB	5-10	190	Naperville, Ill. (Northern Illinois)
28	Addai Lewellen	R-Fr.	RB	5-8	175	Royal Center, Ind. (Pioneer)
29	Jaxon Mull	R-Fr.	DB	5-11	180	Ft. Wayne, Ind. (Culver)
29	Christian Womack	Fr.	RB	6-0	180	Tomball, Texas (Tomball)
30	Jack Ansell	Jr.	P	6-2	235	Warrnambool, Australia (Brauer College)
31	Dillon Thieneman	Fr.	DB	6-0	205	Westfield, Ind. (Westfield)
32	Joseph Jefferson	R-Fr.	DB	6-0	190	Indianapolis, Ind. (Pike)
33	Elijah Jackson	Fr.	RB	5-10	185	Indianapolis, Ind. (Lawrence Central)
34	Damarjhe Lewis	R-Jr.	DL	6-3	295	Griffin, Ga. (Indiana)
34	Ben Van Noord	R-So.	WR	6-2	210	Springfield, Ohio (Northwestern)
35	Malik Langham	Gr.	DL	6-4	310	Huntsville, Ala. (Vanderbilt)
35	Hayden Parise	R-Jr.	WR	6-4	190	Kansas City, Mo. (Rockherst)
36	Roman Pitre	R-Fr.	OLB	6-5	245	Baton Rouge, La. (University Laboratory School)
37	Joey Sumlin	Fr.	LB	6-1	240	Tucson, Ariz. (IMG Academy)
38	Luke Pettaway	Fr.	DB	6-0	185	Naperville, Ill. (Naperville North)
39	Ben Freehill	R-Sr.	K	6-1	200	Gibson City, Ill. (Oklahoma State)
40	Hudson Miller	R-Fr.	LB	6-0	230	Indianapolis, Ind. (Cathedral)
41	Ben Furtney	R-Jr.	TE	6-0	235	South Elgin, Ill. (St. Charles North)
41	Caleb Krockover	R-Jr.	K	5-9	210	West Lafayette, Ind. (West Lafayette)
42	Clyde Washington	Sr.	LB	6-3	245	Medford, N.J. (Lanape)
43	Landon Heard	Fr.	DB	5-11	195	Los Gatos, Calif. (Los Gatos)
44	Daniel Hawthorne	Sr.	LS	6-0	235	West Monroe, La. (Missouri)
45	Julio Macias	R-Fr.	K	6-5	230	Ligonier, Ind. (West Noble)
45	Devin Mockabee	R-So.	RB	6-0	200	Boonville, Ind. (Boonville)
46	Scotty Humpich	6th	OLB	6-4	255	Louisville, Ky. (Murray State)
47	Brendan Cropsey	R-Jr.	P	6-1	205	Saline, Mich. (Saline)
47	Domanick Moon	R-Fr.	LB	6-2	235	Ft. Wayne, Ind. (Snider)

ROSTER BREAKDOWN

HOW THE ROSTER WAS MADE	
High School	81
Junior College	4
FCS Transfer	1
Group of 5 Transfer	5
Power 5 Transfer	23

ROSTER BY POSITION

Quarterback	5
Running Back	8
Tight End	7
Wide Receiver	19
Offensive Line	20
Defensive Line	14
Linebacker	6
Outside Linebacker	6
Defensive Back	21
Kicker	4
Punter	3
Long Snapper	2

ROSTER BY CLASS

Freshman	29
Redshirt Freshman	23
Sophomore	4
Redshirt Sophomore	11
Junior	5
Redshirt Junior	16
Senior	7
Redshirt Senior	12
Fifth Year	2
Sixth Year	3
Graduate Student	4

ROSTER BY STATE (25 STATES)

Indiana	37
Texas	9
Florida	7
Michigan	7
Illinois	7
California	5
Kentucky	4
Tennessee	4
Ohio	4
New York	3
Wisconsin	3
New Jersey	3
Georgia	3
Louisiana	3
Missouri	2
Alabama	2
Virginia	1
Connecticut	1
New Hampshire	1
West Virginia	1
Arizona	1
North Carolina	1
Pennsylvania	1
Colorado	1
Arkansas	1
International	4
<i>Jack Ansell - Australia</i>	
<i>Daniel Johnson - Canada</i>	
<i>Jeffrey M'Ba - Gabon</i>	
<i>Botros Alisandro - Egypt</i>	



The Boilermakers will wear a sticker on the back of their helmets throughout the entire 2023 season in remembrance of senior associate athletics director for performance and sports medicine Doug Boersma, who passed away in June at the age of 48. Boersma, a 1997 graduate of Purdue University who returned to his alma mater in 2012, led Purdue's sports medicine staff and worked closely with the football program throughout his tenure.





TEAM ROSTER

No.	Name	Cl.	Pos.	Ht.	Wt.	Hometown (High School/Previous College)
48	Bennett Boehnlein	R-Fr.	P	6-3	205	Louisville, Ky. (St. Xavier)
50	Sulaiman Kpaka	R-Sr.	DL	6-2	295	Grand Prairie, Texas (Grand Prairie)
52	Preston Nichols	6th	OL	6-2	290	Charlotte, N.C. (UNLV)
53	Gus Hartwig	Sr.	OL	6-5	315	Zionsville, Ind. (Zionsville)
54	Josh Kaltenberger	R-Jr.	OL	6-5	300	Cranberry Township, Pa. (Seneca Valley)
55	Malachi Preciado	R-Fr.	OL	6-1	310	New Orleans, La. (Warren Easton)
56	Jayden Scruggs	R-Fr.	DL	6-1	260	Indianapolis, Ind. (Cathedral)
57	Tom Ewing	Fr.	OL	6-2	310	Westfield, Ind. (Westfield)
58	Austin Johnson	R-Jr.	OL	6-4	305	Highlands Ranch, Colo. (Colorado)
59	Vince Carpenter	R-Fr.	OL	6-5	310	Monmouth Beach, N.J. (Red Bank)
61	Aaron Roberts	R-So.	OL	6-4	295	Indianapolis, Ind. (Cardinal Ritter)
62	Ben Kuhns	R-Sr.	OL	6-4	295	Pendleton, Ind. (Pendleton Heights)
63	Marcus Mbow	R-So.	OL	6-5	305	Milwaukee, Wis. (Wauwatosa East)
64	Ben Farrell	Gr.	OL	6-4	310	Grand Rapids, Mich. (Indiana Wesleyan)
67	Drew Woodruff	R-Fr.	OL	6-3	285	Louisville, Ky. (Trinity)
68	Jimmy Liston	Fr.	OL	6-3	295	Hinsdale, Ill. (IMG Academy)
72	Andre Oben	R-Fr.	OL	6-5	290	Montclair, N.J. (St. Peter's Prep)
73	Daniel Johnson	6th	OL	6-6	320	London, Ontario (Kent State)
74	Luke Griffin	R-Sr.	OL	6-5	330	Chatsworth, Ga. (Missouri)
75	Jalen Grant	Sr.	OL	6-3	300	Chicago, Ill. (Bowling Green)
76	Ethan Trent	Fr.	OL	6-2	290	Carmel, Ind. (Carmel)
77	Mahamane Moussa	R-So.	OL	6-4	310	Indianapolis, Ind. (Pike)
78	Bakynne Coly	So.	OL	6-7	280	Farmington, Mich. (Lawrence Tech)
80	Ryne Shackelford	Fr.	WR	6-0	180	Elyria, Ohio (Keystone)
81	George Burhenn	Fr.	TE	6-5	220	McCordsville, Ind. (Mt. Vernon)
82	Drew Biber	R-So.	TE	6-5	245	Cedarburg, Wis. (Cedarburg)
83	Andrew Adkison	Fr.	WR	6-0	190	Mountain View, CA (St. Francis)
84	Nolan Buckman	Fr.	WR	5-11	170	Indianapolis, Ind. (Brebeuf Jesuit)
85	Luke Jones	Fr.	WR	6-0	170	Deerfield, Ill. (Deerfield)
86	Max Klare	R-Fr.	TE	6-4	245	Guilford, Ind. (St. Xavier)
87	Maddix Bogunia-Bright	Fr.	WR	6-2	200	South Bend, Ind. (Marian)
88	Garrett Miller	R-Sr.	TE	6-5	250	Round Rock, Texas (Round Rock)
89	Paul Piferi	R-Sr.	TE	6-5	260	Villa Park, Calif. (Villa Park)
91	Cole Brevard	R-Jr.	DL	6-3	335	Carmel, Ind. (Penn State)
91	Ben Buechel	R-Jr.	TE	6-3	250	New Berlin, Wis. (Eisenhower)
92	Mo Omonode	So.	DL	6-0	290	West Lafayette, Ind. (West Lafayette)
93	Isaiah Nichols	Gr.	DL	6-3	300	Springdale, Ark. (Arkansas)
94	J.P. Deeter	R-Fr.	DL	6-3	285	Manvel, Texas (Manvel)
95	Joe Anderson	R-Sr.	DL	6-4	280	Murfreesboro, Tenn. (South Carolina)
96	Khordae Sydnor	R-So.	OLB	6-5	265	Harlem, N.Y. (Iona Preparatory School)
97	Jamarrion Harkless	Fr.	DL	6-3	315	Lexington, Ky. (Frederick Douglas)
97	Nick Taylor	R-Jr.	LS	6-1	240	Indianapolis, Ind. (Lawrence North)
98	Drake Carlson	Fr.	DL	6-3	290	Nashville, Tenn. (Father Ryan)
99	Prince Boyd Jr.	R-Sr.	DL	6-1	290	New Haven, Conn. (Independence CC)

ALPHABETICAL ROSTER

19	Kyle Adams	14	Yanni Karlaftis
83	Andrew Adkison	86	Max Klare
19	Botros Alisandro	50	Sulaiman Kpaka
10	Cam Allen	41	Caleb Krockover
95	Joe Anderson	62	Ben Kuhns
30	Jack Ansell	35	Malik Langham
20	Winston Berglund	28	Addai Lewellen
82	Drew Biber	34	Damarjhe Lewis
48	Bennett Boehnlein	68	Jimmy Liston
87	Maddix Bogunia-Bright	0	Jeffrey M'Ba
99	Prince Boyd Jr.	45	Julio Macias
17	Arhmad Branch	63	Marcus Mbow
91	Cole Brevard	18	Bennett Meredith
8	OC Brothers	88	Garrett Miller
24	Anthony Brown	40	Hudson Miller
1	Markevious Brown	45	Devin Mockabee
15	Ryan Browne	47	Domanick Moon
84	Nolan Buckman	77	Mahamane Moussa
91	Ben Buechel	29	Jaxon Mull
81	George Burhenn	12	Braxton Myers
4	Deion Burks	93	Isaiah Nichols
5	Elijah Canion	52	Preston Nichols
1	Hudson Card	72	Andre Oben
98	Drake Carlson	92	Mo Omonode
59	Vince Carpenter	35	Hayden Parise
23	Ethon Cole	38	Luke Pettaway
78	Bakynne Coly	89	Paul Piferi
47	Brendan Cropsey	36	Roman Pitre
22	Owen Davis	55	Malachi Preciado
23	Mondrell Dean	25	Iain Ramage
94	J.P. Deeter	9	Mershawn Rice
6	Curtis Deville Jr.	61	Aaron Roberts
0	Jayden Dixon-Veal	13	Derrick Rogers Jr.
22	Dylan Downing	5	Nic Scourton
7	Jahmal Edrine	56	Jayden Scruggs
57	Tom Ewing	80	Ryne Shackelford
64	Ben Farrell	8	TJ Sheffield
27	Trey Firestone	26	Andrew Sowinski
39	Ben Freehill	7	Zion Steptoe
41	Ben Furtney	11	Antonio Stevens
17	Christian Gelov	9	Joe Strickland
75	Jalen Grant	37	Joey Sumlin
74	Luke Griffin	96	Khordae Sydnor
25	Zion Gunn	97	Nick Taylor
97	Jamarrion Harkless	31	Dillon Thieneman
53	Gus Hartwig	13	Jaron Tibbs
44	Daniel Hawthorne	3	Tyrone Tracy Jr.
43	Landon Heard	76	Ethan Trent
15	Will Heldt	2	Salim Turner-Muhammad
46	Scotty Humpich	34	Ben Van Noord
33	Elijah Jackson	42	Clyde Washington
32	Joseph Jefferson	27	Zeke Williams
4	Kydran Jenkins	14	Jake Wilson
58	Austin Johnson	16	Marquis Wilson
20	Bishop Johnson	29	Christian Womack
73	Daniel Johnson	67	Drew Woodruff
85	Luke Jones	2	Abdur-Rahmaan Yaseen
54	Josh Kaltenberger		
21	Sanoussi Kane		

COACHING & SUPPORT STAFF

Head Coach

Associate Head Coach/Wide Receivers
Offensive Coordinator/Quarterbacks
Defensive Coordinator/Inside Linebackers
Cornerbacks
Running Backs
Outside Linebackers
Tight Ends
Defensive Line
Offensive Line
Safeties

Ryan Walters Senior Special Teams Analyst
Senior Defensive Analyst
Cory Patterson Senior Offensive Analyst
Graham Harrell Defensive Analyst
Kevin Kane Offensive Analyst
Sam Carter Offensive Analyst
Lamar Conard Defensive Analyst
Joe Dineen Defensive Graduate Assistant
Seth Doege Offensive Graduate Assistant
Brick Haley Defensive Graduate Assistant
Marcus Johnson Offensive Graduate Assistant
Grant O'Brien Director of Strength & Conditioning
Associate Director of Strength & Conditioning
Associate Director of Strength & Conditioning
Assistant Director of Strength & Conditioning
Assistant Director of Strength & Conditioning
General Manager
Director of Operations

Chris Petrilli
Preston Gordon
Stanton Keane
T.J. McCollum
Josh Miller
Justin Sinz
Jeff Smart
Courtney Arnick
James Gilbert
Austin Karr
Caleb Wilson
Kiero Small
Nate Rock
Austin Winfree
Myles Quimby
Greg Robinson
Noah Joseph
Pete Roley



THE COACHING STAFF



GRAHAM HARRELL
OFFENSIVE COORDINATOR / QUARTERBACKS
FIRST YEAR AT PURDUE
TEXAS TECH - 2007

- Entering his 10th year of coaching, eighth as an offensive coordinator
- Innovative offensive mind, implementing his version of the "Air Raid" system to create nationally ranked offenses at North Texas, USC and West Virginia
- Has nearly two decades of experience working with and playing for innovative offensive minds like the late Mike Leach, Dana Holgorsen and Clay Helton
- Super Bowl XLV champion with the Green Bay Packers in 2010
- One of the first "Air Raid" quarterbacks under Mike Leach at Texas Tech, still holds seven records in the NCAA, including most 400-yard passing games in a career with 20
- Inducted into the Texas Tech Hall of Fame in 2020
- He and his wife, Brittney, have a son, Hawk and a daughter, Mia



KEVIN KANE
DEFENSIVE COORDINATOR/INSIDE LINEBACKERS
FIRST YEAR AT PURDUE
KANSAS - 2006

- 18th year coaching, sixth as a defensive coordinator
- Has spent almost two decades on the sidelines building some of the most formidable defenses in the nation at Wisconsin, Northern Illinois, Kansas, SMU and Illinois
- Worked with Ryan Walters at Illinois to develop a groundbreaking defense at Illinois, while serving as the outside linebackers and associate head coach
- Spent three seasons as defensive coordinator at SMU and two at Northern Illinois
- Guided Northern Illinois to three MAC titles and five bowl games from 2011-17
- Two-time All-Big 12 linebacker and three-time Academic All-Big 12 honoree at Kansas
- He and wife Theresa have two sons, Jack and Colin, and one daughter, Nora



CORY PATTERSON
ASSOCIATE HEAD COACH / WIDE RECEIVERS
FIRST YEAR AT PURDUE
LINDENWOOD - 2002

- Spent the previous five seasons at Illinois (running backs & tight ends)
- Mentored Illinois running back Chase Brown during All-America season in 2022
- Head coach at Trinity High School in Missouri for three years, going 27-6 and being named the Archdiocesan Athletic Association Coach of the Year three times
- Volunteered at Boys & Girls Club of St. Louis, ignited his passion to become a full-time coach
- He and his wife Tiffany have two daughters, Nyla and Nori



SAM CARTER
CORNERBACKS
FIRST YEAR AT PURDUE
TCU - 2014

- Eighth year in coaching
- Starts every practice trying to catch as many balls from the punt machine
- Coached cornerbacks at Ole Miss (2020-21) and Arkansas (2022)
- Worked with Ryan Walters on Barry Odom's staff at Mizzou, serving as a defensive quality control and defensive analyst from 2016-19
- All-Big 12 safety at TCU, named a semifinalist for the Jim Thorpe Award, a Senior CLASS Award



LAMAR CONARD
RUNNING BACKS
THIRD YEAR AT PURDUE, FIRST YEAR BACK
PURDUE - 2000 (MASTER'S IN 2009)

- 17th season in coaching
- Coached at Illinois State for nine seasons (RBs/DBs) and Miami running backs from 2018-22
- Starting his coaching career on Joe Tiller's staff as a graduate assistant from 2007-08
- Was the first walk-on to earn a scholarship under Joe Tiller at Purdue
- Played defensive back from 1996-99, starting his final three seasons
- He and his wife, Rachel, have four children Lamar Jr., Della Mae, Payton and Violet



JOE DINEEN
OUTSIDE LINEBACKERS
FIRST YEAR AT PURDUE
KANSAS - 2018

- Fourth year in coaching
- Named to 247Sports 30 Under 30 list in 2023
- Served on coach Ryan Walters' defensive staff at Illinois as a graduate assistant in 2022
- Started coaching career as a graduate assistant at SMU with defensive coordinator Kevin Kane
- Standout linebacker at Kansas, twice leading the NCAA in solo tackles to earn All-Big 12
- 2018 Consensus All-American (AP All-American, two-time Sports Illustrated All-American)



SETH DOEGE
TIGHT ENDS
FIRST YEAR AT PURDUE
TEXAS TECH - 2011

- Eighth year in coaching, second coaching tight ends
- Spent three seasons with Graham Harrell at USC from 2019-21 (OOC & Tight Ends)
- Was as a graduate assistant and wide receivers coach at Bowling Green for three years (2016-18)
- Set the NCAA single-game completion percentage at 90.9% (40-44) in 2011 vs. New Mexico
- Started two seasons at quarterback for Texas Tech, named a Davey O'Brien Award semifinalist
- He and his wife, Abigail, have a daughter, Leighton Flynn



BRICK HALEY
DEFENSIVE LINE
FIRST YEAR AT PURDUE
ALABAMA A&M - 1988

- 32nd season in coaching, 26th coaching defensive line
- Has mentored 11 draft picks in his career with a pair of first round selections
- Spent time at Houston, Mississippi State, LSU, Texas, Mizzou and Minnesota
- Served as the defensive coordinator at Baylor from 1999-01
- Raises awareness for autism, hosting fundraisers for his foundation Brick Road to Success
- He and his wife, Tina, have three sons - Adrian, A.J. and Jeremy



MARCUS JOHNSON
OFFENSIVE LINE
FIRST YEAR AT PURDUE
OLE MISS - 2004

- 13th year in coaching, eighth coaching the offensive line
- Spent time at Duke, Mississippi State and Mizzou before Purdue
- Started career coaching as a strength and conditioning associate at Duke in 2011
- Second-round pick of Minnesota in 2005, played five seasons in the NFL
- Earned Second Team All-SEC during his career at Ole Miss (2001-04)
- He and his wife, Veullana, are the parents of London, Meraki and Violette



GRANT O'BRIEN
SAFETIES
FIRST YEAR AT PURDUE
NORTHERN ARIZONA

- 11th season in coaching
- Served as a defensive analyst on Ryan Walters' staffs at Illinois (2021-22) and Mizzou (2018-20)
- Spent one season as a graduate assistant at Florida International in 2017
- Was the defensive coordinator/defensive backs coach at Arizona Christian (NAIA) from 2015-16
- Started in coaching as a graduate assistant at his alma mater from 2013-14
- Helped NAU reach the FCS playoffs as a senior in 2012, earned a master's degree in 2015

**SERIES HISTORY****INSIDE THE MATCHUP**

Record:	53-33-1
In West Lafayette:	23-14-0
In Evanston:	28-19-1
Neutral:	2-0-0
Most points scored by Purdue:	56 (1998)
Most points scored by Northwestern:	48 (2008)
Largest margin of victory by Purdue:	42 (1984)
Largest margin of victory by Northwestern:	32 (1916)

LAST 10 MEETINGS

Date	Pur/Opp Rank	Result	Purdue	Opp	Location
10/9/2010	-	W	20	17	A
11/22/2014	-	L	14	38	H
11/14/2015	-24	L	14	21	A
11/12/2016	-	L	17	45	H
11/11/2017	-	L	13	23	A
8/30/2018	-	L	27	31	H
11/9/2019	-	W	24	22	A
11/14/2020	-23	L	20	27	H
11/20/2021	-	W	32	14	(2)
11/19/2022	-	W	17	9	H

(2) denotes Wrigley Field, Chicago, Ill.

TOP 100-YARD RUSHING GAMES VS. NORTHWESTERN

233 Otis Armstrong (32) vs. Northwestern, 10/21/1972
193 Mel Gray (25) vs. Northwestern, 10/16/1982
190 Jimmy Smith (29) at Northwestern, 11/1/1980

TOP 300-YARD PASSING GAMES VS. NORTHWESTERN

431 Curtis Painter (35-49) at Northwestern, 10/14/2006
423 Aidan O'Connell (29-39) vs. Northwestern, 11/20/2021
405 Drew Brees (32-50) vs. Northwestern, 9/25/1999

TOP 100-YARD RECEIVING GAMES VS. NORTHWESTERN

186 Brian Alford at Northwestern, 11/16/1996 (7)
184 Leroy Keyes vs. Northwestern, 10/7/1967 (6)
153 Dorian Bryant vs. Northwestern, 10/15/2005 (16)

BIG TEN STANDINGS**WEST DIVISION**

SCHOOL	CONF	DIV	OVERALL	STREAK
Iowa	5-2	3-1	8-2	W2
Nebraska	3-4	3-1	5-5	L2
Minnesota	3-4	2-4	5-5	L2
Wisconsin	3-4	2-2	5-5	L3
Northwestern	3-4	2-2	5-5	W1
Illinois	3-4	1-3	5-5	W2
Purdue	2-5	2-3	3-7	W1

EAST DIVISION

SCHOOL	CONF	DIV	OVERALL	STREAK
Ohio State	7-0	5-0	10-0	W10
Michigan	7-0	4-0	10-0	W10
Penn State	5-2	2-2	8-2	L2
Rutgers	3-4	2-2	6-4	L2
Maryland	3-4	2-2	6-4	W1
Michigan State	1-6	0-4	3-7	L1
Indiana	1-6	0-5	3-7	L1

BIG TEN WEEKLY SCHEDULE

Saturday, Nov. 18

Michigan state at Indiana	Noon	BTN
Michigan at Maryland	Noon	FOX
Purdue at Northwestern	Noon	BTN
rutgers at Penn State	Noon	FS1
Illinois at Iowa	3:30 PM	Fs1
Minnesota at Ohio State	4 PM	BTN
Nebraska at Wisconsin	7:30 PM	NBC

BOILER NOTES**A NEW ERA**

- Ryan Walters, considered one of the nation's fastest rising young coaches, was named the 37th head football coach at Purdue.
- In his second season as defensive coordinator for Illinois in 2022, Walters emerged as one of the nation's best defensive play callers by guiding the nation's No. 1 scoring defense (12.3) and No. 2 defense in yards allowed per game (263.8).
- Behind Walters' defense, the Illini recorded five wins holding their opponents under seven points and seven wins at 10 points or fewer.
- Leading the Illini defense to Top 10 national rankings in 17 different defensive categories, Walters was named 247Sports Defensive Coordinator of the Year and On3 Coordinator of the Year.

BIG FOOTBALL

- Purdue is the reigning Big Ten West champions, capturing the division title for the first time in school history in 2022.
- The Boilermakers have posted a 6-3 conference record each of the past two years, winning six Big Ten games in back-to-back seasons for the first time since 1997 and 1998 under Joe Tiller.
- The 12 Big Ten wins over the past two seasons are tied for the most in the West division alongside Iowa, while ranking third throughout the conference behind Michigan (17) and Ohio State (16).

AGE IS JUST A NUMBER

- The Purdue coaching staff has brought some energy with them to West Lafayette as one of the youngest in the country.
- The average age of the staff is 39.
- Head coach Ryan Walters turned 37 in January.
- Outside linebackers coach Joe Dineen, named to the annual 30 Under 30 list by 247Sports, is the youngest on staff at age 27.
- DL coach Brick Haley (57) is the veteran of the group with 31 years of coaching experience.

DEFENSIVE MINDSET

- Ryan Walters became the first Purdue head coach with a primarily defensive background since Leon Burtnett led the Boilermakers from 1982-86.
- Joe Tiller served as Purdue's defensive coordinator under Burtnett before becoming Purdue's head coach in 1997; however, Tiller was an offensive coordinator at Wyoming and Washington State prior to the start of his head coaching career.
- With Walters bringing his defensive mindset to West Lafayette after coaching the nation's top scoring defense a season ago, the new head coach made sure Purdue maintained its reputation of an exciting offense by bringing in Graham Harrell and his Air Raid offense.

OPPONENT SNAPSHOT

- Northwestern enters Saturday's matchup with a 5-5 (3-4 Big Ten) record following a 24-10 victory over Wisconsin.
- The Wildcats have alternated wins and losses throughout the entire 2023 season.
- While the Wildcats have fumbled 10 times this season, they have only lost one of them. The one fumble lost is the fewest in the Big Ten and second-fewest nationally.
- Ben Bryant has thrown for 1,121 yards on the season, while Cam Porter paces Northwestern's ground attack with 454 yards.
- The duo of Cam Johnson and Bryce Kirtz have combined for 76 receptions for 998 yards and seven touchdowns. Johnson's 40 catches are a team high, and Kirtz's 526 receiving yards lead the Wildcats.
- David Braun, the Wildcats' defensive coordinator, serves as Northwestern's interim head coach.

LAST YEAR'S MATCHUP

- Last season, Purdue closed out its home schedule with a 17-9 victory over the Wildcats (Nov. 19, 2022).
- The Boilermakers limited Northwestern to only 240 yards of total offense, including just 78 passing yards.
- Nic Scourton forced the first fumble of his career, while adding a sack.
- Kydran Jenkins registered a team-high seven tackles, including 2.0 tackles-for-loss.
- Dylan Downing led the rushing attack with 17 carries for 49 yards.

LAST TIME AT RYAN FIELD

- Due to the Boilermakers and Wildcats playing at Wrigley Field during the 2021 campaign, Purdue has not made a trip to Ryan Field since 2019.
- Purdue won a thriller in 2019, 24-22, as Aidan O'Connell (Las Vegas Raiders) led the Boilermakers down the field to set a J.D. Dellinger 39-yard field goal with three seconds remaining (Nov. 9, 2019).
- A walk-on sophomore at the time, O'Connell made his first career start and threw for 271 yards with a pair of touchdowns.
- As a freshman, Cam Allen hauled in his first career interception.

GOPHER HOLES

- Coordinator Graham Harrell and the Purdue offense found holes in the Golden Gophers' defense, exploding for 604 yards of total offense in the 49-30 victory.
- The 604 yards were a season high and the 11th most in a single game in program history.
- The Boilermakers scored touchdowns on each of their first four drives, accomplishing the feat for the first time since Sept. 11, 2004 (59-7 win over Ball State).
- Purdue scored 49 points, its most in a Big Ten game since a 49-20 victory over No. 2 Ohio State (Oct. 20, 2018).
- The Boilermakers ran for 353 yards on the ground behind 100-yard games from Devin Mockobee (153) and Tyrone Tracy Jr. (122).

QUARTERBACKS BEWARE

- Big Ten quarterbacks definitely need to beware of two Boilermakers on both sides of Ryan Walters' defense.
- Outside linebackers Kydran Jenkins and Nic Scourton have wreaked havoc throughout the season, sitting atop the Big Ten in sacks. Scourton leads the way with 8.0, ranking 14th nationally, and Jenkins has 7.0 for second in the league and 23rd in the country.
- With all of Jenkins' sacks being solo stops, Jenkins ranks 10th nationally in solo sacks.
- The two Boilermakers also have combined for more tackles-for-loss than any duo in the Big Ten. Jenkins ranks second in the conference with 13.5 TFLs, while Scourton is closely behind in fourth with 13.0 TFLs.

RUNNING AWAY TO VICTORY

- Purdue racked up 353 rushing yards in the 49-30 win over Minnesota, the most rushing yards by any Big Ten team in a game this season.
- The ground total marked the most by the Boilermakers since 393 against Eastern Michigan 11 years ago (Sept. 15, 2012).
- Purdue had two 100-yard rushers (Devin Mockobee - 153 and Tyrone Tracy Jr. - 122) for the first time since Sept. 8, 2018, also against Eastern Michigan.
- The 8.0 yards per carry were also the best by any Big Ten team in a game this season.
- With Purdue's previous longest run of the season going for 25 yards heading into the contest, the Boilermakers had three runs of 30-plus yards on the afternoon.



**BOILER NOTES****NO EASY ONES**

- Purdue's schedule has proven to be one of the most difficult in the country, having not faced a team with a losing record to this point in the season.
- The Boilermakers battled Fresno State (8-2), Virginia Tech (5-5) and Syracuse (5-5) in non-conference play, while going up against unbeaten No. 1 Ohio State and No. 3 Michigan in Big Ten action.
- The other five games were against Big Ten West opponents. Four of those teams are 5-5, while Iowa sits atop the division at 8-2.
- Purdue is the only team in the Big Ten that has not played an opponent that currently has a losing record.
- Add in Northwestern this weekend, and Purdue opponents are a combined 71-39 (.645) on the season.

POSITIVE TAKEAWAYS FROM MICHIGAN

- While it was not the desired outcome facing one of the best teams in the country, Purdue put together some of the best numbers against No. 3 Michigan.
- The Boilermakers became the first team to outgain Michigan on the ground (125-110), limiting the Wolverines to a season-low 110 rushing yards.
- Purdue held leading rusher Blake Corum to a season-low 44 yards on 15 carries (2.9 yards per carry).
- The Boilermakers became the only team to score multiple times in the red zone against Michigan this season. The Wolverines entered the game allowing just 13 points in the red zone through their first eight games.
- Purdue did not allow a touchdown pass from Michigan quarterback J.J. McCarthy, becoming the first team to hold him scoreless this season.
- Michigan entered the game allowing only 47 points (5.9 per game) as the nation's top scoring defense. Purdue's 13 points were a season high allowed by the Wolverines.

THEY REMEMBER NOVEMBER

- The Boilermakers have finished the season strong by going 3-1 in the month of November each of the past two seasons.
- Last year, Purdue rattled off three straight wins to end the month, capturing the Big Ten West title outright and advancing to the Big Ten Championship for the first time in program history.
- In 2021, the Boilermakers began the month with a victory over No. 3 Michigan State. Following a setback to No. 4 Ohio State, Purdue beat Northwestern and Indiana in back-to-back weeks to finish the conference slate 6-3 and earn a berth to the TransPerfect Music City Bowl.
- Including this season, Purdue is 7-3 in November over the past three years.

SEASON-ENDING INJURIES

- Several Boilermakers that have or would have made an impact on the field suffered season-ending injuries.
- Jahmal Edrine looked to be one of Purdue's top receiving threats after transferring from FAU. Unfortunately, an injury during fall camp has forced him to miss the entire 2023 campaign.
- Max Klare got off to a hot start through the first four weeks of the season, ranking among the nation's best tight ends and leading all freshman tight ends in several statistical categories. He started the first five games, but an injury in Purdue's win over Illinois ended his season early (Sept. 30).
- Defensive back Marquis Wilson also suffered a season-ending injury in the Cannon Trophy victory (Sept. 30). Wilson was leading the Big Ten in pass breakups (6) at the time.
- Marcus Mbow made 20 consecutive starts dating back to his 2022 redshirt freshman season. An injury late in the Iowa game (Oct. 7) was season-ending for Purdue's starting right tackle.
- Filling in for Mbow, Luke Griffin suffered a season-ending injury against Ohio State (Oct. 14).
- Linebacker OC Brothers and wide receiver Mershawn Rice are also out for the season due to injuries.

KJ KA-BOOM

- Kydran Jenkins has been a force in creating negative plays for opposing offenses.
- The senior outside linebacker ranks second in the Big Ten in both sacks (7.0) and tackles-for-loss (13.5). He ranks 10th nationally in solo sacks, while sitting 15th in TFLs.
- Jenkins had arguably the best game of his career at Nebraska (Oct. 28), recording career highs in TFLs (4.5) and sacks (2.0) while forcing a fumble and returning it 55 yards for his first career touchdown.
- The 4.5 TFLs against Nebraska was the most by a Boilermaker since Gelen Robinson recorded 5.5 TFLs against Nebraska exactly six years to the day (Oct. 28, 2017).
- Against Wisconsin (Sept. 22), paced Purdue with a career-high nine tackles.

FUMBLEROOSKI

- Boilermakers have recovered eight fumbles on the season to rank second in the Big Ten and 15th nationally.
- Cole Brevard, Kydran Jenkins and Antonio Stevens have recorded two fumbles apiece to lead the conference and rank 12th in the country.
- Purdue forced five fumbles at Nebraska (Oct. 28), recovering four of them.
- Anthony Brown forced a fumble on the opening kickoff, and Stevens recovered to bring the Purdue offense on the field. Thieneman forced two fumbles, while Brevard recovered a pair of fumbles. Both Boilermakers tied single-game school records for each stat. Jenkins stopped Nebraska on fourth-and-one, stripping the ball before picking it up and rumbling 55 yards for a touchdown.

NEW NAME, BIG GAME

- Nic Scourton (formerly Nic Caraway) starred throughout spring and fall camp, finding that Ryan Walters' defense suits him.
- Scourton leads the Big Ten in sacks (8.0), while ranking fourth in tackles-for-loss (13.0).
- Scourton is 14th on Purdue's single-season chart for sacks and sixth in sack yardage at 74.
- Last week against No. 3 Michigan, he made a pair of sacks for the first multi-sack game of his career.
- He was named to the PFF College Team of the Week after making six tackles against Fresno State.
- Scourton tallied five tackles with 3.5 tackles-for-loss and one sack in the marathon clash against Virginia Tech.
- As a freshman, Scourton appeared in 10 games and recorded 22 tackles, the most by a true freshman defensive lineman since George Karlaftis in 2019.
- Scourton was a 4-star prospect out of high school and appeared in the 2022 All-American Bowl.
- Over the summer, Scourton legally changed his name, taking his father Nicky's last name.

BOILER UP THE MOCK TRAIN

- After rushing for a freshman record 968 yards as a walk-on last season, Devin Mockobee earned a scholarship and has led the Purdue rushing attack in 2023.
- The Boonville, Indiana, native paces the Boilermakers with 715 rushing yards, while finding the end zone in five games to rank second on the team in rushing touchdowns (5).
- Averaging 71.5 rushing yards per game, Mockobee ranks fourth among Big Ten running backs.
- Mockobee rushed for a season-high 153 yards (17 carries) and a touchdown in last week's win over Minnesota, his second 100-yard performance of the season joining the 110 yards (18 carries) he had against No. 3 Ohio State.
- Mockobee now has six career 100-yard games, tied for ninth on the program's all-time list.

NATIONAL RANKINGS

	FBS	BIG	Stat
3rd Down Conversion Pct	88	9	.366
3rd Down Conversion Pct Defense	109	12	.443
4th Down Conversion Pct	111	11	.364
4th Down Conversion Pct Defense	59	6	.500
Blocked Kicks	47	5	1
Blocked Kicks Allowed	116	14	3
Blocked Punts			
Blocked Punts Allowed	78	8	1
Completion Percentage	85	9	.585
Defensive TDs	18	3	2
Fewest Penalties	80	12	63
Fewest Penalties Per Game	82	12	6.3
Fewest Penalty Yards	95	12	586
Fewest Penalty Yards Per Game	97	12	58.6
First Downs Defense	80	10	205
First Downs Offense	73	6	200
Fumbles Lost	68	7	6
Fumbles Recovered	15	2	8
Kickoff Return Defense	77	10	20.8
Kickoff Returns	15	3	24.5
Net Punting	101	14	36.5
Passes Had Intercepted	57	8	8
Passes Intercepted	102	12	6
Passing Offense	83	7	211.9
Passing Yards Allowed	101	14	244.2
Passing Yards per Completion	107	10	10.8
Punt Return Defense	58	9	6.79
Punt Returns	57	5	9.1
Red Zone Defense	91	11	.875
Red Zone Offense	120	13	.735
Rushing Defense	58	11	145.5
Rushing Offense	71	6	154.8
Sacks Allowed	64	9	2.0
Scoring Defense	102	14	30.5
Scoring Offense	90	7	23.7
Tackles for Loss Allowed	85	11	6.2
Team Passing Efficiency	105	8	118.7
Team Passing Efficiency Defense	70	11	133.9
Team Sacks	18	3	2.8
Team Tackles for Loss	45	4	6.1
Time of Possession	73	7	29:45
Total Defense	80	13	389.7
Total Offense	81	7	366.7
Turnover Margin	65	7	0.00
Turnovers Gained	60	6	14
Turnovers Lost	62	7	14
Winning Percentage	100	12	.300

NATIONAL RANKINGS (TOP 50)

Category	Player	FBS	BIG	Stat
Fumbles Recovered	Brevard	12	1	2
Receiving TDs	Burks	31	3	7
Completions Per Game	Card	37	3	19.4
Passing TDs	Card	49	4	2,112
Fumbles Recovered	Jenkins	12	1	2
Sacks	Jenkins	23	2	7
Tackles-For-Loss	Jenkins	15	2	14
Sacks	Scourton	14	1	8
Tackles-For-Loss	Scourton	19	4	13
Punt Returns	Sheffield	26	3	9.1
Fumbles Recovered	Stevens	12	1	2
Tackles	Thieneman	4	2	6.0
Total Interceptions	Thieneman	31	5	3
Total Tackles	Thieneman	31	3	88
Kickoff Return TDs	Tracy Jr.	3	1	1





PURDUE QUICK FACTS

Location	West Lafayette, Indiana
Enrollment	52,211
Founded	1869
Conference	Big Ten
Colors	Old Gold and Black
Nickname	Boilermakers
President	Dr. Mung Chiang
Athletics Director	Mike Bobinski
Head Coach (Year)	Ryan Walters (1st)
Alma Mater	Colorado (2008)
First Year of Football	1887 (136th season)
All-Time Record (BIG)	639-594-48 (350-418-32)
Stadium	Ross-Ade Stadium (100th season)
Capacity	61,441

PURDUE FUN FACTS

- Purdue was ranked No. 10 among public universities and No. 27 in the nation in the QS World University Rankings.
- Purdue was tabbed No. 19 in the nation by Forbes.
- Purdue earned the moniker the Boilermakers after an 44-0 win over Wabash College in 1891, when *The Daily Argus*, a paper in Crawfordsville wrote "Wabash Snowed Completely Under by the Burly Boiler Makers from Purdue." Purdue was named Indiana Intercollegiate Athletic Association champions with a 4-0 record on the year.
- Orville Redenbacher, founder of the popcorn that bears his name, graduated from Purdue in 1928 with a degree in Agronomy.
- Purdue University is well known for its aerospace program. In fact, it is the first university in the world to offer a 4-year bachelor's degree in Aviation.
- The Purdue University Airport is located just two miles from Ross-Ade Stadium.
- Purdue University is called the "cradle of astronauts" for good reason producing 27 astronauts, including Neil Armstrong (the first man to walk on the moon) and Gene Cernan (the most recent man to walk on the moon).
- Purdue alumna Loral O'Hara is the most recent Boilermaker to visit space, going up in Expedition 70 to the International Space Station on Sept. 15, 2023
- Nearly a third of all U.S. spaceflights have included a Purdue grad, and 11 missions have included multiple Purdue grads.
- Five Purdue teams have won national championships - men's basketball (1932), men's golf (1961), women's basketball (1999), women's golf (2010) and cheerleading (2018). Purdue is the only Big Ten school to win a national title in women's basketball.
- Purdue Football has 17 wins against AP Top-5 foes as an unranked team, which is the most in the country.
- College & Pro Football Hall of Fame inductee and Purdue alumnus Rod Woodson set the NCAA indoor 60-meter hurdle record in 1987 with a mark of 7.61 seconds.
- The Boilermaker Special is the official mascot of Purdue University.
- Purdue Pete was originally created as a mascot for the University Bookstore.
- The Purdue Grand Prix, also known as the greatest spectacle in college racing, is a 50 mile race that consists of 160 laps.
- Sully Sullenberger, the hero pilot of the Miracle on the Hudson, received his master's degree from Purdue.

BOILER NOTES

THE FREAK NAMED BURKS

- Deion Burks is Purdue's leading receiver, racking up 529 yards on 36 receptions.
- The redshirt sophomore has caught seven of the Boilermakers' 12 passing touchdowns to rank third in the conference in receiving TDs.
- He led the Boilermakers in receiving against Illinois (83 yards, Wisconsin (73 yards) and No. 3 Michigan (43 yards).
- Burks was named to Bruce Feldman's Freak List heading into the season, and the Purdue wide receiver showcased some of his freakish talent in the season opener. He caught four passes for 152 yards and two touchdowns, the most receiving yards by any Big Ten player in the opening week of the season.
- His 84-yard TD reception in the first quarter was a highlight, breaking tackles and racing his way to the end zone for the longest touchdown reception since David Bell caught an 89-yard pass against Nebraska.
- Burks adheres to a strict diet of Chipotle twice a day (chicken and rice only) that helped transform his body.

THREE-HEADED MONSTER

- While Purdue runs the Air Raid offense, the Boilermakers have a dynamic trio of running backs who have excelled when hearing their number called.
- Devin Mockobee (715), Tyrone Tracy Jr. (508), and Dylan Downing (198) have combined for 1,421 yards (142.1 yards per game) and 13 touchdowns this season.
- The three-headed monster was perfectly on display in the win over Illinois. All three Boilermakers scored a touchdown, while racking up 209 yards.
- Tracy ran for a career-high 112 yards against the Illini, while Mockobee added 67 yards. Downing contributed 30 yards on four carries, including his 16-yard touchdown run for the first rushing touchdown of the game.
- The trio accounted for 309 yards on the ground in the victory over Minnesota. Mockobee rushed for 153 yards, while Tracy tallied 122 rushing yards to become the first Purdue duo to eclipse 100 yards apiece since 2018. Downing added 34 yards on four carries.
- With Mockobee and Tracy over 500 yards on the season, it marks the first time since 2018 that Purdue has had a pair of running backs crack that total in the same year.

THE TYRONE TRACY SHOW

- Tyrone Tracy Jr. has found the end zone in six games this season, with seven rushing scores and a kickoff return for a touchdown.
- Tracy leads the running back room with 5.9 yards per carry, while ranking second in rushing yardage (508).
- The three biggest games of Tracy's career have been in Big Ten play. He ran for 84 yards against Wisconsin, a career high at the time, before rumbling for 112 yards in the win over Illinois to earn the first 100-yard rushing game of his career. Last week, he helped Purdue beat Minnesota with a team-high 174 all-purpose yards, including a career-high 122 on the ground.
- The Indianapolis native also proved his versatility with a pair of touchdowns against Fresno State, rushing for a touchdown in the first half before returning the opening second half kickoff all the way to the end zone.
- The 98-yard score is the only kickoff return by a Big Ten player this season.
- Tracy's touchdown return was Purdue's first since Raheem Mostert took a 100-yard return to pay dirt at Penn State in 2013. It was the first kickoff return for a score at Ross-Ade Stadium since Akeem Hunt went 99 yards against Indiana State in 2013.

BLEEDING OLD GOLD & BLACK

- A familiar last name is back on a Purdue jersey this season with Thieneman.
- Freshman defensive back Dillon Thieneman joined the Boilermaker bloodline shared by his older brothers, Jacob (2016-18) and Brennan (2017-20), who both were safeties at Purdue.
- Jacob recorded 154 tackles over his final two seasons in the Purdue secondary, while Brennan played in every game over his last three seasons as a Boilermaker.
- Enrolling early in January, Dillon impressed the coaching staff in the spring and continued to grow into the fall, earning a starting spot during camp.

YES YANNI

- Stop us if you've heard this before, a Karlaftis recorded a sack for Purdue.
- Making his first career start with OC Brothers out due to injury, Yanni Karlaftis came up with a big game to help the Boilermakers beat Illinois.
- Karlaftis, the younger brother of Purdue All-American and current Kansas City Chiefs defensive end George Karlaftis, entered the game with eight tackles on the season.
- The sophomore linebacker made eight tackles against Illinois, the second-most on the team throughout the game, to double his season output. He also added a sack, one of six Boilermakers to sack the Illinois quarterback.
- Karlaftis set a career high with nine stops against No. 3 Ohio State.

SHEFF COOKIN' VS. IOWA

- TJ Sheffield had the best game of his career, hauling in six receptions for a career-high 93 yards against Iowa.
- The senior wide receiver caught a pass and weaved his way 43 yards into the end zone for his first touchdown of the season.
- Playing in Kinnick Stadium seems to bring out the best in Sheffield. Two years ago, he caught a career-high eight passes to help the Boilermakers upset No. 2 Iowa 24-7.

MILLER TIME

- After missing the 2022 campaign with an injury, tight end Garrett Miller has 25 catches this season for 220 yards and two touchdowns.
- Miller led the Boilermakers with eight catches at Iowa, totaling 71 yards.
- He snagged a 28-yard touchdown pass against Illinois, his first scoring grab since Nov. 14, 2020 against Northwestern, his first career catch (a span of 1,050 days).
- Miller made his 2023 debut with a start and a reception on the opening drive at Virginia Tech.
- It was Miller's first action since Dec. 30, 2021, when he caught a 25-yard pass from Aidan O'Connell to help Purdue beat Tennessee in the TransPerfect Music City Bowl.
- Miller's return was his first appearance in a game in 618 days.

WELCOME BACK GUS

- Gus Hartwig's welcomed presence on the offensive line has been felt since his debut against Wisconsin.
- It was the center's first action since suffering a season-ending knee injury against Northwestern last November.
- The Boilermakers' anchor on the offensive line has helped Purdue rush for 152.5 yards per game since his return, compared to 122 yards per game over the first three contests.
- Despite the injury, Hartwig entered this season on watch lists for the Outland Trophy and Rimington Trophy, examples of his importance to the Purdue offensive line.
- Getting back on the field against the Badgers, the three-time Honorable Mention All-Big Ten center made his 28th career start in 31 games for the Boilermakers.
- Beginning with his sophomore season, Hartwig started 24 straight games before suffering an injury during the Northwestern game (Nov. 19, 2022) that sidelined him for the remainder of his junior year.



BOILER NOTES

ALLEN SOARING UP THE INT CHARTS

- With two interceptions on the season, senior safety Cam Allen continues to soar up Purdue's all-time INT list.
- The Bluefield, Virginia, native hauled in his first INT of the season at Virginia Tech, helping the Boilermakers beat the Hokies in his return to his home state.
- Allen intercepted a pass versus Syracuse, the 12th of his career, to move into solo third in Purdue history and one away from Ricardo Allen in second with 13.
- He passed several Boilermakers who recorded 11 career interceptions: Rod Woodson, Adrian Beasley, Jimmy Young, Marc Foster, Don Anderson and Bob Corby.

MAD MAX: TIGHT END MAX KLARE

- Redshirt freshman tight end Max Klare emerged as one of the team's top passing targets with 19 receptions for 169 yards this year, before missing time due to injury
- The tight end caught eight passes for 64 yards in the victory over the Hokies, both team highs and the most receiving yards by a freshman tight end since Brycen Hopkins recorded 80 against Iowa in 2016.
- Klare's reliable hands had him ranked among the top tight ends and freshman pass catchers through the first four weeks of the season

	All	Freshman	All
National Rankings	Tight Ends	Tight Ends	Freshmen
Receptions (19)	3rd	1st	4th
Receptions per Game (4.8)	3rd	1st	4th
Receiving Yards (169)	7th	2nd	14th

WALK-ON TURN SCHOLARSHIP RB

- The first time Ryan Walters met with his team as Purdue head coach, he awarded running back Devin Mockobee with a scholarship.
- After receiving a lone FBS scholarship offer to Navy, Mockobee decided to take a chance and walk on at his dream school, Purdue.
- Flying under the radar last year, Mockobee turned heads in the running back room and on the field to claim the starting job near the halfway mark of the 2022 season.
- The Boonville, Indiana, native led the team with a Purdue freshman record 968 rushing yards to go along with nine touchdowns, averaging 5.0 yards per carry.
- He was named Freshman All-America Honorable Mention by College Football News, while collecting Honorable Mention All-Big Ten accolades as well.
- Mockobee earned Big Ten Freshman of the Week honors twice, helping Purdue win conference contests over Nebraska and Indiana. His 178 rushing yards against the Cornhuskers set a new single-game record for a Purdue freshman.
- He eclipsed 100 rushing yards four times throughout 2022, all in Big Ten games.
- Heading into the 2023 season, Mockobee was the first Boilermaker running back to land on the Doak Walker Award Watch List since Markell Jones made the list prior to the 2016 season.

MISSING TRANSFER THREAT

- Purdue will be without one of its top transfers for the 2023 season, as wide receiver Jahmal Edrine suffered a season-ending injury during fall camp.
- A transfer from FAU, Edrine was on track to be one of the Boilermakers' best receivers.
- He recorded 39 receptions for 570 yards and six touchdowns for the Owls as a redshirt freshman last year.

40-UNDER CLUB AT PURDUE

- Ryan Walters turned 37 years old on Jan. 21.
- Based on ages entering Week 1 of the season, Walters is the fourth-youngest head coach at the FBS level, behind Kenny Dillingham (Arizona State, 33), G.J. Kinne (Texas State, 34) and Kane Wommack (South Alabama, 36).
- Amazingly, Walters is far from Purdue's youngest head coach, checking in at No. 24.
- The first 16 head coaches in Boilermaker history started their careers at 30 years old or younger. Albert Berg was just 23, and deaf, when he was hired as the first head coach at Purdue in 1887.
- Walters is the youngest head coach (37 years, 224 days for first game) to lead the Boilermakers since Stu Holcomb in 1947 at (37 years, 16 days for first game).

REIGNING BIG WEST CHAMPS

- Purdue entered the 2023 season as the reigning Big Ten West champions, capturing the division title for the first time in school history.
- The Boilermakers won three straight games to finish 6-3 in conference play, winning six BIG games in back-to-back seasons for the first time since the 1997 and 1998 seasons under Joe Tiller.
- Purdue won eight regular season games in consecutive seasons for the first time since those same two Tiller teams as well.

THE WALTERS WAY

- With the victory at Virginia Tech, Purdue got a taste of what a Ryan Walters' defense is capable of, one that led the nation in scoring defense a season ago when he was a coordinator at Illinois.
- The Boilermakers surrendered only 11 rushing yards on 22 carries, the fewest allowed on the road in program history and the seventh-fewest all-time.
- Virginia Tech entered the final drive with -2 rushing yards, in large part thanks to 9.0 tackles-for-loss totaling -54 yards throughout the game.
- The Purdue defense also kept the Hokies off the board in the second half, giving up only 106 yards.
- The defense had three sacks, marking the first time since 2015 that a Purdue defense amassed two or more sacks in each of its first two games of a season.

CANNON STAYS IN WEST LAFAYETTE

- On a special Homecoming that saw the official dedication of the Tiller Tunnel, Purdue steamrolled to a 44-19 win over Illinois to keep the Cannon Trophy for the fourth straight year.
- Purdue's defense made a living in the Illinois backfield, racking up seven tackles-for-loss, including six sacks from six different players for the most sacks in a game since Sept. 8, 2018 vs. Eastern Michigan.
- The Boilermakers held Illinois to 2-for-14 on third down (14.2%), the fourth-lowest third down percentage by a Purdue opponent since 1996.
- The defense scored the Boilermakers' first points with a game-changing strip-sack from Markevious Brown as Malik Langham fell on the end zone fumble for his first career touchdown.
- Purdue ran for 189 yards behind the stable of Tyrone Tracy Jr., Devin Mockobee and Dylan Downing, with all three of them finding the end zone. Tracy extended his touchdown scoring streak to five games and also eclipsed 100 yards rushing for the first time in his career, totaling 112 yards on 21 attempts (5.3 yards per carry).

THROWING IT BACK

- Starting a new era of Purdue Football, the Boilermakers will give a nod to its past by wearing black throwback jerseys this season.
- The uniforms mirror the ones worn during the 2000 season, when quarterback Drew Brees and head coach Joe Tiller led Purdue to a Big Ten title and into the Rose Bowl.
- Purdue last wore the jerseys against Illinois, Walters' former team, in 2021.

BOILERMAKERS BY THE NUMBERS

STAT	2023
Overall.....	3-7
Big Ten.....	2-5
Non-Conference.....	1-2
Bowl/Current Streak.....	2-4
At Ross-Ade Stadium.....	1-3
True Road Games.....	0-1
Neutral Site.....	3-4
Day game.....	0-3
Night game.....	1-2
NBC.....	1-2
Peacock.....	0-1
BTN.....	0-2
FOX.....	0-2
FS1.....	1-0
ABC.....	2-3
ESPN2.....	0-3
September.....	1-1
October.....	0-2
November.....	3-5
December.....	0-3
vs. FBS Top-25 teams.....	3-4
vs. FBS non-ranked teams.....	1-1
vs. FCS teams.....	2-6
On artificial turf.....	2-1
On natural grass.....	2-4
Scoring first.....	2-0
Opponent scores first.....	1-7
Scoring on First Drive.....	2-1
Opp Scoring on First Drive.....	2-1
Leading after 1st quarter.....	1-6
Tied/Trailing after 1st quarter.....	3-1
Leading at halftime.....	0-6
Tied/Trailing at halftime.....	0-4
Leading after 3rd quarter.....	1-1
Tied/Trailing after 3rd quarter.....	0-2
Overtime.....	2-0
Scoring 0-14 points.....	2-2
Scoring 15-28 points.....	1-5
Scoring 29-39 points.....	3-5
Scoring 40+ points.....	0-2
Allowing 0-14 points.....	2-7
Allowing 15-28 points.....	1-0
Allowing 29+ points.....	0-1
Rushing for 100 yds or more.....	3-6
Rushing for under 100 yds.....	0-4
Opp Rushes for 100 yds or more.....	3-3
Opp Rushes for under 100 yds.....	3-2
Passing for 300 yds or more.....	0-5
Passing for under 300 yds.....	3-4
Opp Passes for 300 yds or more.....	2-5
Opp Passes for under 300 yds.....	3-1
Outgains opponent.....	1-4
Outgained by opponent.....	1-0
Total offense 300+ yds.....	2-2
Allow 300+ yds total offense.....	3-2
Total offense 400+ yds.....	0-3
Allow 400+ yds total offense.....	1-0
Total offense 500+ yds.....	1-0
Allow 500+ yds total offense.....	2-2
No turnovers.....	3-2
Less than three turnovers.....	0-3
Three or more turnovers.....	1-0
No takeaways.....	0-1
Three or more takeaways.....	1-2
Wins the turnover battle.....	3-2
Wins time of possession.....	1-2
Games decided by 1-8 points.....	0-2
Games decided by 9-16 points.....	1-2
Games decided by 17-24 points.....	1-1
Games decided by 25+ points.....	

**HALL OF FAME BOILERMAKERS****COLLEGE FOOTBALL HALL OF FAME (16)** *Induction*

Elmer Oliphant, HB, 1911-13	1955
Alex Agase, OL, 1943	1963
Cecil Isbell, HB, 1935-37	1967
Bob Griese, QB, 1964-66	1984
Chalmers "Bump" Elliot, HB, 1943-44	1989
Leroy Keyes, HB, 1966-68	1990
Mike Phipps, QB, 1967-69	2006
Mark Herrmann, QB, 1977-80	2010
Otis Armstrong, RB, 1970-72	2012
Dave Butz, DT, 1970-72	2014
Rod Woodson, CB, 1983-86	2016
Andy Smith, Coach, 1913-15	1955
Jim Phelan, Coach, 1922-29	1873
Jack Mollenkopf, Coach, 1956-69	1988
Jim Young, Coach, 1977-81	1999
William "Lone Star" Dietz, Coach, 1921	2012
John Luckhardt, 1966	2022

PRO FOOTBALL HALL OF FAME (4) *Induction Class*

Len Dawson, QB, 1957-75	1987
Bob Griese, QB, 1967-80	1990
Hank Stram, Coach, 1960-74, 1976-77	2003
Rod Woodson, CB/S, 1987-2003	2009

PURDUE HALL OF FAME

1994 - W.P. "Dutch" Fehring, Bob Griese, Leroy Keyes, Guy "Red" Mackey, Jack Mollenkopf, Lamar Lundy
1995 - Lamar Lundy, Mike Phipps, Sam Voinoff
1996 - Lawrence Burton, Len Dawson, Bill "Moose" Skowron, Hank Stram
1997 - Otis Armstrong, Dr. Loyal "Bill" Combs, Mark Herrmann, Elmer Oliphant
1998 - Tim Foley, Noble Kizer, Duane Purvis, Dave Rankin
1999 - Bernie Allen, Bob DeMoss, Jim Everett
2000 - Tom Bettis, Elmer Sleight
2001 - Cecil Isbell, Dale Samuels
2003 - Bernie Flowers, Ralph Welch, Rod Woodson
2004 - Jim Beirne, Dave Butz, Darryl Stingley, Harry Szulborski, Jim Young
2006 - Mike Alstott, Leo Sugar, Keena Turner
2007 - Darrel "Pete" Brewster, Felix Mackiewicz, Ned Maloney
2009 - Erich Barnes, Drew Brees, Boris "Babe" Dimancheff, Dave Young
2010 - Jerry Shay
2012 - Gary Danielson, C.S. "Pop" Doan, Jeff Zgonina
2013 - Tony Butkovich, Alpha Jamison, Matt Light, Joe Tiller
2015 - John Charles, Taylor Stubblefield
2016 - Roosevelt Colvin, Travis Dorsch
2018 - Gregg Bingham, Ryan Kerrigan
2020 - Chuck Kyle
2023 - Stuart Schweigert, Alex Yunevich

RECORDS WATCH**Career Punts**

1	Shawn McCarthy	1986-89	273
2	Joe Schopper	2015-18	249
3	Cody Webster	2010-13	232
4	Scott Loughheed	1969-71	190
5	Danny Rogers	1996-99	175
6	Rod Deignan	1992-95	174
7	Dave Eagin	1975-78	167
8	Jack Ansell	2021-Pres	149

Career Interceptions

1	Stuart Schweigert	2000-03	17
2	Ricardo Allen	2010-13	13
3	Cam Allen	2019-Pres.	12

Interceptions by a Freshman

1	Stuart Schweigert	2000	5
2	Markus Bailey	2016	4
3	Dan Smith	1973	3
	Ricardo Allen	2010	3
	Kenneth Major	2018	3
	Cory Trice	2019	3
	Dillon Thieneman	2023	3

Total Tackles by a Freshman

1	Kevin Motts	1976	121
2	Bart Conley	1992	99
3	Markus Bailey	2016	97
4	Dillon Thieneman	2023	88

Solo Tackles by a Freshman

1	Rod Woodson	1983	67
2	Ray Wallace	1982	66
3	Kevin Motts	1976	65
4	Markus Bailey	2016	61
5	Dillon Thieneman	2023	60

Forced Fumbles by a Freshman

1	Ryan Russell	2011	3
2	Fred Strickland	1984	2
	Warren Moore	1997	2
	Jason Loerzel	1998	2
	Gilber Gardner	2000	2
	Danny Ezechukwu	2014	2
	Marvin Grant	2020	2
	Dillon Thieneman	2023	2

Sacks in a Season

1	Rosevelt Colvin	1998	15.0-81
2	Shaun Phillips	2003	14.5-67
3	Rosevelt Colvin	1997	14.0-77
4	Jeff Zgonina	1992	13.0-52
	Ryan Kerrigan	2009	13.0-100
6	Ryan Kerrigan	2010	12.5-73
7	Jim Schwantz	1989	11.0-104
	Akin Ayodele	1999	11.0-84
9	Anthony Spencer	2006	10.5-70
10	Tom Kingsbury	1980	9.0-73
	Akin Ayodele	2000	9.0-55
	Akin Ayodele	2001	9.0-55
13	Craig Terrill	2003	8.5-48
14	Tony Visco	1987	8.0-59
	Chike Okefor	1998	8.0-54
	Ray Edwards	2004	8.0-56
	Rob Ninkovich	2004	8.0-48
	Rob Ninkovich	2005	8.0-36
	Nic Scourton	2023	8.0-74

Career Rushing Touchdowns

1	Stuart Schweigert	2000-03	17
1	Kory Sheets	2005-08	48
2	Mike Alstott	1992-95	39
3	Jerod Void	2002-05	36
4	Perry Williams	1966-68	30
5	Leroy Keyes	1966-68	29
6	Corey Rogers	1991-95	27
7	Scott Dierking	1973-76	25
	Edwin Watson	1994-97	25
9	Markell Jones	2015-18	20
10	Stan Brown	1968-70	19
11	Otis Armstrong	1970-72	17
12	Wally Jones	1978-81	16
	Tony Butkovich	1943	16
14	Mark Vitali	1974-76	15
	Jimmy Smith	1979-81	15
	Mel Gray	1982-83	15
	Montrell Lowe	1999-02	15
	Ralph Bolden	2008-09, 11-12	15
19	Bob Jarus	1957-59	14
	Bob Griese	1964-66	14
	James Medlock	1984-87	14
	Drew Brees	1997-00	14
	Devin Mockabee	2022-Present	14

Career 100-Yard Rushing Games

1	Mike Alstott	1992-95	16
2	Otis Armstrong	1970-72	13
3	Harry Szulborski	1946-49	11
4	Scott Dierking	1973-76	9
	Kory Sheets	2005-08	9
6	Montrell Lowe	1999-02	8
7	Leroy Keyes	1966-68	7
	Jerod Void	2002-05	7
9	Mel Gray	1982-83	6
	Joey Harris	2001-02	6
	Jeff Hill	1990-93	6
	Corey Rogers	1991-95	6
	Devin Mockabee	2022-Present	6

2023 AWARDS & HONORS**Jack Ansell**

Ray Guy Award Watch List

Kydran Jenkins

PFF Team of the Week - Oct. 30

Isaiah Nichols

Reese's Senior Bowl Watch List

Hudson Card

Team Captain

Maxwell Award Watch List

Johnny Unitas Golden Arm Award Watch List

Earl Campbell Tyler Rose Award Watch List

Earl Campbell Tyler Rose Award Honor Roll - Nov. 14

Sanoussi Kane

Team Captain

Reese's Senior Bowl Watch List

TJ Sheffield

Team Captain

Nic Scourton

Team Captain

PFF Team of the Week - Sept. 4

Gus Hartwig

Team Captain

Rimington Trophy Watch List

Outland Trophy Watch List

Reese's Senior Bowl Watch List

Campbell Trophy Semifinalist

Wuerffel Trophy Nominee

Garrett Miller

Comeback Player of the Year Watch List

Reese's Senior Bowl Watch List

Devin Mockabee

Doak Walker Award Watch List

Burlsworth Trophy Nominee

Dillon Thieneman

Big Ten Freshman of the Week - Sept. 5

Big Ten Freshman of the Week - Oct. 9

Big Ten Freshman of the Week - Oct. 30

Big Ten Freshman of the Week - Nov. 13


247Sports, The Athletic, FWAA, On3 -

Midseason True Freshman All-American

Shaun Alexander Freshman of the Year

Semifinalist





ROSS-ADE STADIUM ROHRMAN FIELD

GENERAL INFORMATION

Opened - Nov. 22, 1924 (100th Season)

Renovated - 2002, 2023

Expanded - 1930, 1949, 1955, 1964, 1969, 2023

NAMED AFTER

David E. Ross - Purdue 1893

Inventor, Engineer, Businessman, Board of Trustees

George Ade - Purdue 1887

Writer, Playwright, Newspaper Columnist, Board of Trustees

HISTORY

Ross-Ade Stadium was dedicated Nov. 22, 1924, ahead of its first game when Purdue hosted Indiana. The Boilermakers demolished their in-state foes in a 26-7 rout.

The two men for whom the stadium is named after, David E. Ross and George Ade, were instrumental in building a stadium that has served as the backdrop to Purdue lore over the last 100 seasons. Ross conceived of the idea for a new stadium to replace Stuart Field, a 5,000-seat stadium that hosted Purdue Football from 1892 to 1924 and was located where the Elliot Hall of Music stands today.

Ross and Ade worked together to purchase the land and later presented it to the university for the stadium to be built.

The original capacity for Ross-Ade Stadium in 1924 was 18,500, including standing room tickets. Over the years and several renovations, the capacity grew to its largest at 69,200 in 1970.

The largest crowd ever to see a game at Ross-Ade is 71,629 against Indiana on Nov. 22, 1980, when Purdue outlasted the Hoosiers, 24-23, on the shoulders of consensus All-Americans quarterback (and current John Purdue Club Director of Leadership and Alumni Engagement) Mark Hermann and tight end Dave Young.

Additional upgrades to the stadium included a new press box, luxury boxes and premium club areas in 2003 as a part of a \$70 million project. Permanent lighting was installed in 2017 and a new sound system in 2018.

In 2004, a limestone and brick tunnel was dedicated to the memory of the 17 football players, coaches, alumni, and fans who died in the 1903 Purdue Wreck in Indianapolis.

Purdue added a new video board by Daktronics in the south end zone that measured 150 feet 4 inches by 56 feet 9 inches and was four times larger than the board installed in 2006. The new video board was the first HDR (high dynamic range) system in college football.

The Tyler Trent (T²) Student Gate was dedicated during the 2019 season in memory of Purdue superfan Tyler Trent who passed away at the age of 20 from osteosarcoma. The T² Gate was relocated to the south side of the stadium after the 2023 student section renovations were completed.

PHASE I

The 2023 season will reintroduce Ross-Ade Stadium to Purdue fans as Phase I of a multi-phased renovation project was completed during the offseason at a cost of more \$45 million, fully funded by gifts to the John Purdue Club.

The three main enhancements to the stadium were the Tiller Tunnel, the south end zone student section and the team dining facility (to be completed in 2024) on the north side of the stadium, bringing the total capacity up to 61,441

SOUTH END ZONE PROJECT

The Purdue student section and the All-American Marching Band have a new home in the south end zone of Ross-Ade Stadium. As a part of the Phase I project, the dedicated student section enhancements will include the addition of a new Tyler Trent student entrance area, safe standing seats, patio and deck areas, rail seating, and enhanced concessions. In addition, the south end zone will include a dedicated area for the "All-American" Marching Band.

The completion of the bowl, in addition to the investment in the size of the concourse, will allow for a more accessible fan experience as fans will now be able to traverse the entire stadium at the concourse level.

TILLER TUNNEL

The Boilermakers run onto Rohrman Field at Ross-Ade Stadium via the Tiller Tunnel. Completed in 2023, the tunnel provides direct access to the team back to the Kozuch Football Performance Center.

The tunnel is named in honor of the Purdue Hall of Fame inductee Joe Tiller, the winningest coach in the history of Purdue Football. Tiller left an incredible legacy on the program and Boilermakers everywhere. The result was 10 bowl games, including the 2001 Rose Bowl, and a Big Ten Conference championship in 2000.

ALL-TIME RECORDS AT CURRENT BIG TEN STADIUMS

1. Ohio State	1922	Ohio Stadium	471-114-20
2. Michigan	1927	Michigan Stadium	458-133-17
3. Nebraska	1923	Memorial Stadium	432-149-13
4. Michigan State	1923	Spartan Stadium	386-169-13
5. Wisconsin	1917	Camp Randall	377-203-23
6. Penn State	1960	Beaver Stadium	315-81
7. Iowa	1929	Kinnick Stadium	313-193-15
8. Purdue	1924	Ross-Ade Stadium	299-205-13
9. Illinois	1923	Memorial Stadium	287-255-14
10. Northwestern	1926	Ryan Field	257-272-10
11. Maryland	1950	SECU Stadium	238-158-1
12. Indiana	1960	Memorial Stadium	172-191-3
13. Rutgers	1994	SHI Stadium	85-102
14. Minnesota	2009	Huntington Bank Stadium	61-38

USC	1923	LA Coliseum	465-148-27
Washington	1920	Husky Stadium	413-184-21
Oregon	1967	Autzen Stadium	212-101-5
UCLA	1982	Rose Bowl	171-84-2

ROHRMAN FIELD AT ROSS-ADE STADIUM 100TH SEASON CAPACITY - 61,441 299-205-13

ROSS-ADE RECORDS

Rushing	
Attempts	53 - Lorenzo White (Michigan State), 10/26/1985
Yards	350 - Eric Allen (Michigan State), 10/30/1971
TDs	4 - Eric Allen (Michigan State), 10/30/1971; Greg Bell (Notre Dame), 9/10/1983; Mike Alstott vs. Ball State, 9/17/1994; Mike Alstott vs. Minnesota, 10/8/1994; Montrell Lowe vs. Indiana, 11/18/2000; Jerod Void vs. Illinois, 10/4/2003; Kory Sheets vs. Miami (Ohio), 9/9/2006
Longest	94 - Mike Pruitt vs. Iowa, 11/2/1974
Average	17.9 (10-17.9) - Mike Pruitt vs. Iowa, 11/2/1974
Passing	
Attempts	73 - Dwayne Haskins (Ohio State), 10/20/2018
Cmp	49 - Dwayne Haskins (Ohio State), 10/20/2018
Cmp %	.885 (23-26) - Kyle Orton vs. Ball State, 9/11/2004
Yards	572 - David Blough vs. Missouri, 9/15/2018
TDs	6 - Drew Brees vs. Minnesota, 10/3/1998; Kyle Orton vs. Indiana, 11/20/2004; Curtis Painter vs. Eastern Illinois, 9/8/2007
INTs	6 - Dale Samuels vs. Miami (Fla.), 10/14/1950
Longest	99 - Drew Brees to Vinny Sutherland vs. Northwestern, 9/25/1999
Receiving	
Receptions	21 - Chris Daniels vs. Michigan State, 10/16/1999
Yards	301 - Chris Daniels vs. Michigan State, 10/16/1999
TDs	4 - Reggie Arnold vs. Iowa, 10/22/1977
Total Offense	
Yards	590 - David Blough vs. Missouri, 9/15/2018
Scoring	
Points	25 - Cecil Isbell vs. Ohio, 9/26/1936
TDs	4 - many, last Kory Sheets vs. Michigan, 11/1/2008
PAT Att.	9 - Ben Jones vs. Indiana, 11/20/2004
PAT Con.	9 - Ben Jones vs. Indiana, 11/20/2004
FG Att.	6 - Rick Anderson vs. Michigan State, 10/25/1980; Chris Summers vs. Oregon, 9/13/2008
FG Made	5 - Rick Anderson vs. Michigan State, 10/25/1980
Longest FG	59 - Ralf Mojsiejenko (Michigan State), 10/1/1983 59 - Carson Wiggs vs. Toledo, 9/5/2009
Interceptions	
Most	3 - many, last Anthony Brown vs. Nebraska, 10/31/2015
Yards	105 - Ross Fichtner (3 ints) vs. Minnesota, 11/14/1959
Long Return	100 - David Brown (Ohio State), 10/18/1986; Marlon Kerner (Ohio State), 10/23/1993; Michael Hawthorne (65 yds) and Billy Gustin (35 yds) vs. UCF, 9/19/1998
Punt Returns	
Most	7 - Steve deGrandmaison vs. Indiana, 11/21/1970; Chuck Piebes vs. Notre Dame, 9/25/1971; Anthony Hardy vs. Northwestern, 11/14/1987; Peter Marciano (Iowa), 10/22/1988
Yards	149 - Anthony Chambers vs. Penn State, 10/11/2003
Long	92 - Phil Mateja vs. Iowa, 10/6/1951
Kickoff Returns	
Most	8 - Dorian Bryant vs. Michigan State, 11/10/2007
Yards	158 - Stan Brown vs. Ohio State, 11/15/1969
Long	100 - Stan Brown vs. Indiana, 11/21/1970; Jimmy Smith vs. Stanford, 9/12/1981
Miscellaneous Returns	
Longest Fumble Return	90 - Ned Maloney vs. Indiana, 11/23/1946; Danny Ezechukwu vs. Virginia Tech, 9/19/2015
Longest Blocked Kick Return	78 - Billy McKay (field goal) vs. Virginia, 9/21/1968
Punting	
Most	12 - Scott Loughheed vs. Ohio State, 11/14/1970; Jared Armstrong vs. Ohio State, 10/6/2007
Longest	84 - George Fowler (Indiana), 11/21/1936

**QUARTERBACKS BEWARE.**

Threatening the opposition's signal-caller is the goal of every defensive end causing disruption, havoc and confusion to the offense.

Throughout its history, Purdue has produced many outstanding defensive ends, creating an institution unlike any other in college football - The Den of Defensive Ends.

The tradition of The Den of Defensive Ends dates to the days of Leo Sugar and Lamar Lundy from the late 1940s to the mid-1950s and subsequently Turner in the late 1970s, but it has flourished more recently. While Purdue's high-powered offense has made headlines under head coaches Joe Tiller and Jeff Brohm, the Boilermakers' defense made a name for itself principally for the play of its ends.

In the 1998 Alamo Bowl, Roosevelt Colvin and Chike Okeafor were unstoppable, combining for six sacks of Kansas State quarterback and Heisman Trophy runner-up Michael Bishop. Colvin holds Purdue records for sacks in a season (15 in 1998) and a career (35).

Since 1999, 11 Boilermaker defensive ends have been selected in the National Football League Draft, including first-round picks Anthony Spencer in 2007, Ryan Kerrigan in 2011 and George Karlaftis in 2022.

Eight members of The Den have gone on to be selected for the NFL Pro Bowl - Sugar, Lundy, Keena Turner, Colvin, Shaun Phillips, Spencer, Kerrigan and Cliff Avril - while five have played for Super Bowl champions Turner, Colvin, Avril, Ninkovich and Karlaftis.

DEN OF DEFENSIVE ENDS

CLIFF AVRIL (PURDUE 2004-07)

All-Big Ten
3rd Rd, 92nd - 2008 NFL Draft - Detroit Lions
2008-17 NFL Career - Detroit, Seattle

AKIN AYODELE (PURDUE 1999-01)

3-time All-Big Ten
2nd Rd, 89th - 2002 NFL Draft - Jacksonville Jaguars
2002-10 NFL career - Jacksonville, Dallas, Miami, Buffalo

ROSEVELT COLVIN (PURDUE 1995-98) - PURDUE HALL OF FAME - 2016

2-time All-Big Ten
4th Rd, 11th - 1999 NFL Draft - Chicago Bears
1999-08 NFL career - Chicago, New England
Super Bowl XXXVIII, XXXIX champion

RAY EDWARDS (PURDUE 2003-05)

4th Rd, 127th - 2006 NFL Draft - Minnesota Vikings
2006-12 NFL career - Minnesota, Atlanta

GEORGE KARLAFTIS (PURDUE 2019-21)

3-time All-Big Ten, 2021 First Team All-America
1st Rd, 30th - 2022 NFL Draft - Kansas City Chiefs
2022-Present NFL career - Kansas City

RYAN KERRIGAN (PURDUE 2007-10) - PURDUE HALL OF FAME - 2018

2-time All-Big Ten, All-America, Defensive Player of the Year
1st Rd, 16th - 2011 NFL Draft - Washington Redskins
2011-Present NFL career - Washington, Philadelphia
Super Bowl LVII champion

LAMAR LUNDY (PURDUE 1954-56) - PURDUE HALL OF FAME - 1995

2-time All-Big Ten
4th Rd, 47th - 1957 NFL Draft - Los Angeles Rams
1957-69 NFL career - Los Angeles

ROB NINKOVICH (PURDUE 2004-05)

All-Big Ten
5th Rd, 135th - 2006 NFL Draft - New Orleans Saints
2006-16 NFL career - New Orleans, Miami, New England
Super Bowl XLIX, LI champion

CHIKE OKEAFOR (PURDUE 1994-96, 1998)

All-Big Ten
3rd Rd, 89th - 1999 NFL Draft - San Francisco 49ers
1999-09 NFL career - San Francisco, Seattle, Arizona

SHAUN PHILLIPS (PURDUE 2000-03)

All-Big Ten
4th Rd, 98th - 2004 NFL Draft - San Diego Chargers
2004-14 NFL career - San Diego, Denver, Tennessee, Indianapolis

ANTHONY SPENCER (PURDUE 2003-06)

All-Big Ten, All-America
1st Rd, 26th - 2007 NFL Draft - Dallas Cowboys
2007-14 NFL career - Dallas

LEO SUGAR (PURDUE 1949-51) - PURDUE HALL OF FAME - 2006

2-time All-Big Ten, All-America
11th Rd, 123rd - 1952 NFL Draft - Chicago Cardinals
1954-62 NFL career - Chicago/St. Louis, Philadelphia, Detroit

KEENA TURNER (PURDUE 1976-79) - PURDUE HALL OF FAME - 2006

2-time All-Big Ten
2nd Rd, 39th - 1980 NFL Draft - San Francisco 49ers
1980-90 NFL career - San Francisco
Super Bowl XVI, XIX, XXIII, XXIV champion

CRADLE OF QUARTERBACKS

DREW BREES (PURDUE 1997-00) - PURDUE HALL OF FAME - 2009

11,792 yards, 90 touchdowns, 61.1% comp.
All-America, Maxwell Award, 3-time All-Big Ten
2nd Rd, 32nd - 2001 NFL Draft - San Diego Chargers
2001-20 NFL Career - San Diego, New Orleans
Super Bowl XLIV MVP & champion, 13-time Pro Bowler

SCOTT CAMPBELL (PURDUE 1980-83)

7636 yards, 45 touchdowns
7th Rd, 191st - 1984 NFL Draft - Pittsburgh
1984-90 NFL Career - Pittsburgh, Atlanta
Pittsburgh Steelers (1984-86), Atlanta Falcons (1986-90)

GARY DANIELSON (PURDUE 1970-72) - PURDUE HALL OF FAME - 2012

2,748 yards, 14 touchdowns at Purdue
Detroit Lions (1976-1984), Cleveland Browns (1985, 1987-88)
College Football Analyst for CBS

LEN DAWSON (PURDUE 1954-56) - PURDUE HALL OF FAME - 1996

3,325 yards, 29 touchdowns at Purdue
Three-time All-Big Ten, 1956 First Team All-America
1st Rd, 5th - 1957 NFL Draft - Pittsburgh Steelers
1957-75 NFL Career - Pittsburgh, Cleveland, Dallas, Kansas City Chiefs
Super Bowl IV champion, Super Bowl IV MVP, 1987 Pro Football Hall of Fame

BOB DEMOSS (PURDUE 1945-48) - PURDUE HALL OF FAME - 1999

2,759 yards, 23 touchdowns at Purdue
2nd Rd, 13th - 1949 NFL Draft - New York Yanks
Purdue Head Coach (1970-72)

JIM EVERETT (PURDUE 1981-85) - PURDUE HALL OF FAME - 1999

7,411 yards, 43 touchdowns at Purdue, 1985 All-Big Ten
1st Rd, 3rd - 1986 NFL Draft - Houston Oilers
1986-97 NFL Career - Los Angeles Rams, New Orleans, San Diego
Pro Bowler

BOB GRIESE (PURDUE 1964-66) - PURDUE HALL OF FAME - 1994

4,541 yards, 28 touchdowns at Purdue
1966 Big Ten Player of the Year, 2-time All-America, 2-time All-Big Ten
1st Rd, 4th - 1967 NFL Draft - Miami Dolphins
1967-80 NFL Career - Miami
Super Bowl VII & VIII champion, 6-time Pro Bowl, Pro Football Hall of Fame

MARK HERRMANN (PURDUE 1977-80) - PURDUE HALL OF FAME - 1997

9,946 yards, 71 touchdowns
4-time All-Big Ten, Sammy Baugh Award, College Football Hall of Fame
4th Rd, 98th - 1981 NFL Draft - Denver Broncos
1981-92 NFL Career - Denver, Baltimore, Indianapolis, San Diego

KYLE ORTON (PURDUE 2001-04)

9,337 yards, 63 touchdowns
2-time All-Big Ten
4th Rd, 106th - 2005 NFL Draft - Chicago Bears
2005-2014 NFL Career - Chicago, Denver, Kansas City, Dallas, Buffalo

CURTIS PAINTER (PURDUE 2005-08)

11,163 yards, 67 touchdowns
6th Rd, 201st - 2009 NFL Draft - Indianapolis Colts
2009-13 NFL Career - 2009-13

MIKE PHIPPS (PURDUE 1967-69) - PURDUE HALL OF FAME - 1995

5,423 yards, 37 touchdowns
1969 Consensus All-America, 2-time All-Big Ten, College Football Hall of Fame
1st Rd, 3rd - 1970 NFL Draft - Cleveland Browns
1970-81 NFL Career - Cleveland, Chicago

DALE SAMUELS (PURDUE 1950-52) - PURDUE HALL OF FAME - 2001

3,161 yards, 27 touchdowns at Purdue
3rd Rd, 28th pick - Chicago Cardinals, 1953 NFL Draft

Many schools boast of tradition. But none can match Purdue's tradition of turning out top-flight quarterbacks.

The Cradle of Quarterbacks has evolved over the last 70 years as a defining feature of Purdue football. Boilermakers have set numerous NCAA and Big Ten Conference records, many have been chosen as All-Americans and national awards winners or finalists. Three have been selected for induction into the College Football Hall of Fame (Bob Griese, Mike Phipps and Mark Herrmann), and two are in the Pro Football Hall of Fame (Griese and Len Dawson).

Fifteen former Purdue signal-callers have gone on to play in the National Football League. Drew Brees, Dawson and Griese combined to win four Super Bowls. Purdue is one of just two universities that can claim three Super Bowl champs at the position. (Alabama)

The Cradle of Quarterbacks tradition started with Bob DeMoss, who gained fame as a freshman by leading the 1945 Boilermakers to an upset of fourth-ranked Ohio State in Columbus. DeMoss went on to be Purdue's primary quarterback through 1948.

After one season playing in the NFL for the New York Bulldogs, DeMoss returned to his alma mater as quarterbacks coach from 1950 to 1969 before becoming head coach in 1970, the last signal-caller to do so. Along the way, DeMoss recruited and developed many members of the Cradle Dale Samuels, Dawson, Griese, Phipps and Gary Danielson.



Herrmann set NCAA career records for passing attempts, completions and yards, as well as total offense - becoming the first quarterback in NCAA history to throw for 8,000 yards and subsequently the first to throw for 9,000 yards - from 1977 to 1980.

Later in the 1980s, Scott Campbell and Jim Everett became Cradle members and after coach Joe Tiller brought the spread offense to Purdue in 1997, Brees, Kyle Orton and Curtis Painter joined the exclusive club. In the early 1970s, Purdue Athletics commissioned a university artist named Keith Butz to create a poster featuring outstanding Boilermaker quarterbacks of the previous 30 years. That poster featured Bob DeMoss, Dale Samuels, Len Dawson, Bernie Allen, Bob Griese, Mike Phipps and Gary Danielson.

The reference to Cradle of Quarterbacks was added in the late 1970s when the poster was updated to include Mark Herrmann ... then again in the mid-1980s when Scott Campbell and Jim Everett were added ... and again in picture form in the late 1990s to include Eric Hunter, Billy Dicken and Drew Brees.



PROBOILERS

LEN DAWSON
 PURDUE (1954-56)

ROD WOODSON
 PURDUE (1983-86)

BOB GRIESE
 PURDUE (1964-66)

KEENA TURNER
 PURDUE (1976-79)

DREW BREES
 PURDUE (1997-2000)

269

Entering the 2023-24 NFL season, there have been 269 Boilermakers to appear on an active roster in the NFL.

323

Purdue has seen 323 of its players get drafted into the professional ranks of the NFL, AFL, USFL and XFL.

23

Twenty-three Boilermakers have heard their name called during the first round. The most recent first rounder was now-Super Bowl champion George Karlaftis.

23

A Purdue Boilermaker has won 23 of the 57 Super Bowls. Twenty-four different Boilermakers have won the NFL's ultimate prize, while Purdue has been represented in 38 of the games.

4

Purdue boasts four Pro Football Hall of Fame Inductees -
 Len Dawson, QB, 1957-75, Class of 1987
 Bob Griese, QB, 1967-80, Class of 1990
 Hank Stram, Coach, 1960-74, 1976-77, Class of 2003
 Rod Woodson, CB/S, 1987-2003, Class of 2009

CURRENT BOILERMAKERS IN THE NFL

Markus Bailey	Cincinnati Bengals	Linebacker	Active
Derrick Barnes	Detroit Lions	Linebacker	Active
David Bell	Cleveland Browns	Wide Receiver	Active
Ja'Whaun Bentley	New England Patriots	Linebacker	Active
Anthony Brown	San Francisco 49ers	Cornerback	Active
Payne Durham	Tampa Bay Buccaneers	Tight End	Active
Jalen Graham	San Francisco 49ers	Linebacker	Active
Brycen Hopkins	Los Angeles Rams	Tight End	Active
Charlie Jones	Cincinnati Bengals	Wide Receiver	Active
George Karlaftis	Kansas City Chiefs	Defensive End	Active
Rondale Moore	Arizona Cardinals	Wide Receiver	Active
Raheem Mostert	Miami Dolphins	Running Back	Active
Aidan O'Connell	Las Vegas Raiders	Quarterback	Active
David Blough	Detroit Lions	Quarterback	Practice
Zander Horvath	Pittsburgh Steelers	Fullback	Practice
Cory Trice	Pittsburgh Steelers	Cornerback	Reserve


Aidan O'Connell
 Quarterback • Las Vegas Raiders

SUPER BOWL BOILERS

Forty-three Boilermaker alumni have played in the Super Bowl, culminating in 73 total appearances in the big game. Purdue has had a alum play in 23 of the last 24 Super Bowls, winning 37 championships as players and coaches

Matt Light holds the Boilermaker record for most appearances with five appearances while on the offensive line for the New England Patriots.

Mike Alstott scored the first Super Bowl touchdown by a Purdue alum in Super Bowl XXXVII. Three former Boilermakers have thrown touchdown passes in the Super Bowl — Len Dawson in Super Bowl I and IV, Bob Griese in Super Bowl VII and Drew Brees in XLIV.

Player	Team	Super Bowl(s)	Player	Team	Super Bowl(s)
Len Dawson	Kansas City Chiefs	I	Rob Ninkovich	New England Patriots	XLVI
Tim Foley	Kansas City Chiefs	IV*#		New England Patriots	XLIX*
	Miami Dolphins	VI		New England Patriots	LI*
	Miami Dolphins	VII*	David Nugent	New England Patriots	XXXVI*
	Miami Dolphins	VIII*	Chike Okeafor	Arizona Cardinals	XLIII
Gilbert Gardner	Indianapolis Colts	XLI*	Chukky Okobi	Pittsburgh Steelers	XL*
Brandon Gorin	New England Patriots	XXXVIII*	Kyle Orton	Chicago Bears	XLI
	New England Patriots	XXXIX*	Curtis Painter	Indianapolis Colts	XLIV
Bob Griese	Miami Dolphins	VI	Shaun Phillips	Denver Broncos	XLVIII
	Miami Dolphins	VII*	Bernard Pollard	Baltimore Ravens	XLVII*
	Miami Dolphins	VIII*	Jim Schwantz	Dallas Cowboys	XXX*
Brycen Hopkins	Los Angeles Rams	LVI*	Kawann Short	Carolina Panthers	50
Mark Jackson	Denver Broncos	XXI	John Standeford	Indianapolis Colts	XL I*
	Denver Broncos	XXII	Hank Stram !	Kansas City Chiefs	I
	Denver Broncos	XXIV		Kansas City Chiefs	IV*
Steve Jackson	Tennessee Titans	XXXIV	Craig Terrill	Seattle Seahawks	XL
George Karlaftis	Kansas City Chiefs	LVI*	Jacob Thieneman	San Francisco 49ers	LIV
Jason King	New England Patriots	LII	Keena Turner	San Francisco 49ers	XVI*
Niko Koutouvides	Seattle Seahawks	XL		San Francisco 49ers	XIX*
	New England Patriots	XLVI		San Francisco 49ers	XXIII*
	New England Patriots	XXXVI*		San Francisco 49ers	XXIV*
	New England Patriots	XXXVII*	Rod Woodson	Pittsburgh Steelers	XXX
	New England Patriots	XXXIX*		Baltimore Ravens	XXXV*
	New England Patriots	XLII		Oakland Raiders	XXXVII
	New England Patriots	XLVI	Jeff Zgonina	St. Louis Rams	XXXIV*
Raheem Mostert	San Francisco 49ers	LIV		St. Louis Rams	XXXVI
Gene Mruczkowski	New England Patriots	XXXVIII*			
	New England Patriots	XXXIX*			
Mike Neal	Green Bay Packers	XLV*			



TEAM GAME-BY-GAME

Game	FS	VT	SYR	WIS	ILL	IOWA	OSU	NEB	MICH	MINN	NU	IU	TOTAL
Points	35	24	20	17	44	14	7	14	13	49			237-23.7
	39	17	35	38	19	20	41	31	41	30			311-31.1
Total Offense	363	427	403	396	406	343	257	195	269	604			3667-366.7
	487	286	455	388	375	291	486	277	445	407			3897-389.7
Total Plays	60	80	78	69	71	80	70	62	57	69			696
	82	62	72	71	66	56	69	59	71	69			677
Yards Per Play	6.0	5.3	5.2	5.7	5.7	4.3	3.7	3.1	4.7	8.8			5.3
	5.9	4.6	6.3	5.5	5.7	5.2	7.0	4.7	6.3	5.9			5.8
First Downs	19	22	29	23	26	21	15	10	10	25			200
	27	19	28	20	17	13	24	14	22	21			205
Rush Attempts	30	46	32	31	45	40	35	29	29	44			361
	37	22	44	43	34	35	39	48	34	27			363
Yards Rushing	109	179	80	194	189	96	123	96	138	353			1548-154.8
	116	11	271	195	149	181	152	155	148	115			1455-145.5
Yards Per Rush	3.6	3.9	2.5	6.3	4.2	2.4	3.5	3.3	4.3	8.0			4.3
	3.1	0.5	6.2	4.5	4.4	5.2	3.9	3.2	3.2	4.3			4.0
Rushing Touchdowns	2	3	2	2	3	1	0	0	0	4			17
	1	0	5	4	1	1	2	1	5	0			20
Passing Completions	17	23	32	21	18	25	14	17	12	17			196
	32	18	14	18	18	6	17	6	24	18			171
Passing Attempts	30	34	46	38	26	40	35	33	28	25			335
	45	40	28	28	32	21	30	11	37	42			314
Completion %	56.6	67.6	69.6	55.3	69.2	62.5	40.0	51.5	42.9	68.0			58.5
	71.1	45.0	50.0	64.3	56.3	28.6	56.7	54.5	64.9	42.9			54.5
Passing Yards	254	248	323	202	217	247	134	99	144	251			2119-211.9
	371	275	184	193	226	110	334	122	335	292			2442-244.2
Passing Touchdowns	2	0	1	0	2	1	1	1	1	3			12
	4	2	0	0	1	1	4	2	0	3			17
Had Intercepted	0	0	1	2	0	2	0	2	1	0			8
	1	2	1	1	0	1	0	0	0	0			6
Field Goals	0-1	1-2	0-0	1-1	1-1	0-1	0-3	0-1	2-2	0-0			5-12
	1-2	1-1	0-1	3-3	2-2	2-4	0-0	1-1	2-2	3-4			15-20
Punting No.-Avg.	4-41.5	6-39.0	2-44.0	3-34.3	4-35.8	7-41.3	7-37.9	7-47.0	10-41.3	4-34.5			54-40.1
	4-40.2	7-46.3	3-34.3	2-54.5	6-46.5	6-47.3	4-45.0	5-45.6	4-43.2	4-43.2			45-44.8
Time of Possession	23:38	38:01	30:32	26:06	31:56	35:28	27:33	26:50	26:06	31:17			29:45
	36:22	21:59	29:28	33:54	28:04	24:32	32:21	33:10	33:54	28:43			30:15
Third Downs	3-12	7-17	7-14	6-13	8-13	9-19	3-17	5-16	1-14	4-10			53-145-37%
	11-17	2-12	7-12	12-18	2-14	3-13	8-13	6-14	7-14	4-14			62-140-44%
Fourth Downs	2-4	0-1	1-4	0-2	0-0	0-2	2-3	0-3	1-1	2-2			8-22-36%
	0-0	1-2	0-1	0-0	2-3	0-0	0-0	0-1	0-1	2-2			5-10-50%
Red-Zone Scoring	3-4	2-2	3-6	3-4	5-5	1-2	1-3	0-1	2-2	5-5			25-34-74%
	3-4	2-2	3-5	6-6	3-3	2-2	5-6	1-2	6-6	4-4			35-40-88%
Red Zone TDs-FGs	3-0	2-0	3-0	2-1	4-1	1-0	1-0	0-0	0-2	5-0			21-4
	3-0	1-1	3-0	4-2	2-1	0-2	5-0	1-0	4-2	2-2			25-10
Turnovers	0	0	4	3	1	2	0	3	1	0			14
	1	2	1	1	1	1	2	4	1	0			14
Points off Turnovers	7	7	7	0	0	0	7	14	3	0			45
	0	0	21	8	7	3	0	7	3	0			49
Penalties	4-35	7-48	11-127	7-73	3-15	6-45	5-41	8-84	5-58	6-60			63-586-58.6
	7-66	3-25	9-105	11-70	9-83	2-20	9-51	6-49	1-10	2-19			59-498-49.8
Punt Returns	1-29-0	4-28-0	1-6-0	0-0-0	3-14-0	3-53-0	1-13-0	1-(-1)-0	0-0-0	2-3-0			16-91-0
	1-0-0	1-1-0	0-0-0	0-0-0	1-10-0	3-45-0	1-0-0	2-0-0	5-39-0	0-0-0			14-68-0
Kick Returns	3-144-1	0-0-0	0-0-0	2-33-0	1-25-0	0-0-0	2-38-0	2-39-0	1-12-0	1-3-0			12-24.5-1
	2-50-0	3-79-0	3-52-0	2-73-0	4-78-0	1-3-0	2-49-0	1-19-0	1-21-0	2-13-0			21-20.8-0
Interception Returns	1-0-0	2-5-0	1-0-0	1-16-0	0-0-0	1-26-0	0-0-0	0-0-0	0-0-0	0-0-0			6-78-0
	0-0-0	0-0-0	1-14-0	2-28-0	0-0-0	2-41-0	0-0-0	2-13-0	1-26-0	0-0-0			8-15.3-0
Fumble-Lost	1-0	0-0	6-3	2-1	1-1	2-0	0-0	2-1	0-0	1-0			16-6
	0-0	1-0	1-0	0-0	3-1	1-0	2-2	5-4	1-1	1-0			15-8
Sacks	2-12	3-33	5-19	1-13	6-31	1-10	3-23	3-24	3-34	1-14			28-213
	0-0	2-16	2-17	2-14	2-21	6-43	3-22	1-11	1-6	1-5			20-155
Tackles-for-Loss	4-16	9-54	8-24	6-20	7-32	5-16	6-32	9-43	5-37	2-15			61-289
	4-11	8-33	5-22	8-38	4-26	12-55	9-30	8-35	3-13	1-5			62-268
Breakups	3	2	5	4	3	1	4	2	4	5			34
	5	4	5	7	1	3	5	1	4	0			36

GAME LEADERS

Game	Rushing Attempts	Rushing Yards	Passing Yards	Receptions	Receiving Yards	All-Purpose Yards	Tackles	Tackles For Loss
FRESNO STATE	Mockabee - 16	Mockabee - 60	Card - 254	Burks/Yaseen - 4	Burks - 152	Burks - 152	Thieneman - 10	Jenkins - 2.0
Virginia Tech	Mockabee - 21	Mockabee - 95	Card - 248	Klare - 8	Klare - 64	Mockabee - 107	Thieneman - 7	Scourton - 3.5
SYRACUSE	Mockabee - 12	Tracy Jr. - 38	Card - 323	Yaseen - 10	Yaseen - 114	Yaseen - 114	Thieneman - 14	Brothers - 2.0
WISCONSIN	Card - 13	Tracy Jr. - 84	Card - 202	Burks - 6	Burks - 73	Tracy Jr. - 125	Jenkins/Kane - 9	Kane - 2.0
ILLINOIS	Tracy Jr. - 21	Tracy Jr. - 112	Card - 217	Burks - 5	Burks - 83	Tracy Jr. - 141	Kane - 9	Kpaka - 1.5
Iowa	Mockabee - 20	Mockabee - 89	Card - 247	G. Miller - 8	Sheffield - 93	Sheffield - 146	Kane - 9	Omonode, 4 others - 1
OHIO STATE	Mockabee - 18	Mockabee - 110	Card - 126	Burks/Rice - 3	Rice - 50	Mockabee - 148	Karlaftis/Thieneman - 9	Jenkins, 3 others - 1
Nebraska	Card - 11	Mockabee - 42	Card - 100	G. Miller - 5	Dixon-Veal - 38	Tracy Jr. - 67	Thieneman - 12	Jenkins - 4.5
Michigan	Mockabee - 13	Tracy Jr. - 61	Card - 144	Dixon-Veal - 4	Burks/Rice - 43	Tracy Jr. - 86	Alisandro - 7	Scourton - 2.0
MINNESOTA	Mockabee - 17	Mockabee - 153	Card - 251	G. Miller - 6	G. Miller - 65	Tracy Jr. - 174	Thieneman - 9	Jenkins/Scourton - 1.0
Northwestern								
INDIANA								



**OFFENSIVE STARTERS**

	QB	RB/WR	TE/WR	WR/TE/RB	WR	WR	LT	LG	C	RG	RT
FRESNO STATE	Card	Mockobee	Klare	Sheffield	Burks	Yaseen	Moussa	P. Nichols	A. Johnson	Grant	Mbow
Virginia Tech	Card	Mockobee	G. Miller	Tracy	Burks	Yaseen	Moussa	P. Nichols	Kaltenberger	Grant	Mbow
SYRACUSE	Card	Mockobee	Klare	Sheffield	Burks	Yaseen	Moussa	P. Nichols	Kaltenberger	Grant	Mbow
WISCONSIN	Card	Tracy Jr.	Klare	Miller	Burks	Yaseen	Moussa	P. Nichols	Hartwig	Grant	Mbow
ILLINOIS	Card	Tracy Jr.	Klare	Sheffield	Burks	Yaseen	Moussa	P. Nichols	Hartwig	Grant	Mbow
Iowa	Card	Tracy Jr.	G. Miller	Sheffield	Burks	Yaseen	Moussa	P. Nichols	Hartwig	Grant	Mbow
OHIO STATE	Card	Mockobee	G. Miller	Sheffield	Burks	Dixon-Veal	Moussa	P. Nichols	Hartwig	Grant	Farrell
Nebraska	Card	Tracy Jr.	G. Miller	Sheffield	Burks	Dixon-Veal	Moussa	P. Nichols	Hartwig	Grant	Farrell
Michigan	Card	Tracy Jr.	G. Miller	Sowinski	Burks	Dixon-Veal	D. Johnson	P. Nichols	Hartwig	Grant	Farrell
MINNESOTA	Card	Tracy Jr.	G. Miller	Sowinski	Burks	Dixon-Veal	Farrell	P. Nichols	Hartwig	Grant	Kaltenberger
Northwestern											
Indiana											

DEFENSIVE STARTERS

	DL	DL	DL	OLB/DL	OLB	LB	LB/DB	LB/DB	DB	DB	DB
FRESNO STATE	Langham	Brevard	I. Nichols	Jenkins	Scourton	Brothers	Allen	M. Wilson	Thieneman	Kane	M. Brown
Virginia Tech	Langham	Brevard	I. Nichols	Jenkins	Scourton	Brothers	Allen	M. Wilson	Thieneman	Kane	M. Brown
SYRACUSE	Langham	Brevard	I. Nichols	Jenkins	Scourton	Brothers	Allen	M. Wilson	Thieneman	Kane	M. Brown
WISCONSIN	Langham	Brevard	I. Nichols	Jenkins	Scourton	Brothers	Allen	M. Wilson	Thieneman	Kane	M. Brown
ILLINOIS	Langham	Brevard	I. Nichols	Jenkins	Scourton	Karlaftis	Allen	M. Wilson	Thieneman	Kane	M. Brown
Iowa	Langham	Brevard	I. Nichols	Jenkins	Scourton	Karlaftis	Washington	Rogers Jr.	Thieneman	Kane	M. Brown
OHIO STATE	Langham	Brevard	I. Nichols	Jenkins	Scourton	Karlaftis	Allen	Rogers Jr.	Thieneman	Kane	M. Brown
Nebraska	Langham	Brevard	I. Nichols	Jenkins	Scourton	Karlaftis	Washington	Brothers	Thieneman	Kane	M. Brown
Michigan	Langham	Brevard	I. Nichols	Jenkins	Scourton	Karlaftis	Stevens	Rogers Jr.	Thieneman	Kane	M. Brown
MINNESOTA	Langham	Brevard	I. Nichols	Jenkins	Scourton	Karlaftis	Stevens	Rogers Jr.	Thieneman	Kane	M. Brown
Northwestern											
Indiana											

CAREER STARTS

OFFENSE	Position	18/19	20	21	22	23	Total	Consecutive	DEFENSE	Position	19	20	21	22	23	Total	Consecutive
Deion Burks	WR	--	--	--	1	10	11	10	Cam Allen	DB	--	5	13	13	6	37	
Hudson Card	QB	--	--	2*	3*	10	25	10	Prince James Boyd Jr.	DT	--	--	--	1		1	
Jayden Dixon-Veal	WR	--	--	--	--	4	4	4	Cole Brevard	DT	--	--	--	--	10	10	10
Dylan Downing	RB	--	--	--	4		4		OC Brothers	LB	--	--	--	10	5	15	
Jahmal Edrine	WR	--	--	--	9		9		Markevious Brown	DB	--	--	--	--	10	10	10
Ben Farrell	OL	--	4*	8*	6*	4	22	4	Scotty Humpich	LB	7*	7*	4*	--		18	
Ben Furtney	FB	--	--	--	2		2		Kydran Jenkins	LB	--	--	10	14	10	34	25
Jalen Grant	OL	--	--	--	--	10	10	10	Yanni Karlaftis	LB	--	--	--	--	6	6	6
Luke Griffin	OL	--	1*	6*	1*		8		Sanoussi Kane	DB	--	--	1	11	10	23	13
Gus Hartwig	OL	--	3	13	11	7	34	7	Sulaiman Kpaka	DL	--	--	--	2		2	
Austin Johnson	OL	--	--	--	7*	1	8		Malik Langham	DL	--	--	3	--	10	13	10
Daniel Johnson	OL	4	3	3	2	1	13		Damarjhe Lewis	DL	--	--	2	--		2	
Josh Kaltenberger	OL	--	--	--	3	3	6	1	Derrick Rogers Jr	DB	--	--	--	--	4	4	2
Max Klare	TE	--	--	--	--	4	4	4	Nic Scourton	LB	--	--	--	--	10	10	10
Marcus Mbow	OL	--	--	--	14	6	20		Antonio Stevens	DB	--	--	--	--	2	2	2
Garrett Miller	TE	--	1	4	--	7	12	5	Dillon Thieneman	DB	--	--	--	--	10	10	10
Devin Mockobee	RB	--	--	--	7	4	11		Salim Turner-Muhammad	DB	--	5*	1*	1*		7	
Mahamane Moussa	OL	--	--	--	9	8	17		Isaiah Nichols	DL	--	7*	4*	12*	10	33	10
Preston Nichols	OL	--/12*	--/4	10*	11	10	47	10	Clyde Washington	LB	--	--	--	1	2	3	
Paul Piferi	TE	--	--	--	2		2		Marquis Wilson	DB	--	2*	--	--	5	7	
Mershawn Rice	WR	--	--	--	3		3										
TJ Sheffield	WR	--	--	4	12	6	22										
Andrew Sowinski	WR	--	--	--	4	2	6	2									
Tyrone Tracy	WR	--	4	4	5	7	20	3									
Abdur-Rahmaan Yaseen	WR	--	--	--	1	6	7										

* at previous school

2023 GAME INFORMATION

	COIN TOSS	TOSS RECORD	PURDUE FIRST OFF. PLAY	CAPTAINS	PURDUE UNIFORM	RESULT
FRESNO STATE	Won	1-0	Pass - 6 yard completion	Card, Kane, Sheffield, Scourton	Gold/Black/Gold	L, 35-39
Virginia Tech	Lost	1-1	Pass - Incomplete	Card, Hartwig, Kane, Sheffield	Gold/White/White	W, 24-17
SYRACUSE	Lost	1-2	Rush - Card for 3 yards	Card, Hartwig, Scourton, Sheffield	Gold/Black/Black	L, 20-35
WISCONSIN	Lost	1-3	Pass - Card to Klare for 1 yard	Card, Hartwig, Kane, Scourton	Gold/Black/Black	L, 17-38
ILLINOIS	Won	2-3	Rush - Tracy Jr. for 2 yards	Card, Hartwig, Kane	Gold/Black/Black	W, 44-19
Iowa	Lost	2-4	Rush - Tracy Jr. for 2 yards	Card, Hartwig, Kane	Gold/White/White	L, 14-20
OHIO STATE	Lost	2-5	Rush - Mockobee 19 yards	Card, Hartwig, Kane	Black/Black/Black	L, 7-41
Michigan	Won	3-5	Rush - Card for 5 yard loss	Card, Hartwig, Kane	Black/White/White	L, 14-31
Nebraska	Lost	3-6	Rush - Tracy Jr. for 10 yards	Card, Hartwig, Kane, Scourton	Black/White/Black	L, 41-13
MINNESOTA	Won	4-6	Rush - Tracy Jr. for 9 yards	Card, Hartwig, Kane	Gold/Black/Gold	W, 49-30
Northwestern						
INDIANA						



**DRIVE CHART** (PURDUE/OPPONENT)

Game	Possessions	TDs	FGs		Fum.	Int.	Safety	Punt	Downs	Half	Game	80+Yard	3-And
			Made	Attempted									Out
FRESNO STATE	11/13	5/5	0/1	1/2	0/0	0/1	0/0	4/4	2/0	0/0	0/1	1/1	2/4
Virginia Tech	14/13	3/2	1/1	2/1	0/0	0/2	0/0	6/7	1/1	1/0	1/0	0/0	3/2
SYRACUSE	11/12	3/5	0/0	0/1	3/0	1/1	0/0	2/3	2/1	0/0	0/1	0/2	1/1
WISCONSIN	11/11	4/2	1/3	1/3	1/0	2/1	0/0	3/2	2/0	0/0	0/1	0/0	2/0
ILLINOIS	11/13	5/2	1/2	1/2	1/1	0/0	0/0	4/6	0/1	0/0	0/1	0/2	1/3
Iowa	14/15	2/2	0/2	1/4	0/0	1/1	0/0	7/6	2/0	0/1	0/1	0/1	0/6
OHIO STATE	13/13	1/6	0/0	3/0	0/2	0/0	0/0	7/4	1/0	0/1	1/0	0/1	5/3
Nebraska	14/14	1/3	0/1	1/1	1/3	2/0	0/0	7/5	2/0	0/1	0/1	0/1	4/3
Michigan	14/14	1/5	2/2	2/2	0/0	1/0	0/0	10/4	0/1	0/1	0/1	0/0	6/2
MINNESOTA	12/12	7/3	0/3	0/4	0/0	0/0	0/0	4/4	0/0	1/0	0/1	1/0	3/3
Northwestern													
INDIANA													
TOTALS	125/140	32/35	5/15	12/20	6/6	7/6	0/0	54/45	12/4	2/4	2/8	2/8	27/27

SCORING DRIVES**vs. Fresno State (4)**

Qtr	Res.	Players/Play	Plays	Yards	TOP
1	TD	Card to Burks 84-yard pass	3	92	1:15
2	TD	Tracy 1-yard rush	8	17	1:18
2	TD	Card to Burks 17-yard pass	6	59	3:20
4	TD	Mockabee 11-yard rush	2	55	0:41

at Virginia Tech (4)

Qtr	Res.	Players/Play	Plays	Yards	TOP
1	TD	Mockabee 15-yard rush	9	75	3:34
1	FG	Freehill 43-yard field goal	10	42	4:11
1	TD	Tracy 21-yard rush	2	21	0:12
4	TD	Card 2-yard rush	13	74	6:31

vs. Syracuse (3)

Qtr	Res.	Players/Play	Plays	Yards	TOP
2	TD	Card to Burks 2-yard pass	7	75	2:30
3	TD	Card 5-yard rush	10	66	5:02
4	TD	Tracy 1-yard rush	14	75	6:15

vs. Wisconsin (3)

Qtr	Res.	Players/Play	Plays	Yards	TOP
1	FG	Macias 34-yard field goal	8	58	3:09
3	TD	Tracy 19-yard rush	8	75	3:02
3	TD	Card 6-yard rush	9	75	3:54

vs. Illinois (6)

Qtr	Res.	Players/Play	Plays	Yards	TOP
2	TD	Downing 16-yard rush	7	73	2:01
2	FG	Macias 40-yard field goal	7	32	1:42
3	TD	Card to Miller 28-yard pass	11	75	5:01
3	TD	Mockabee 3-yard rush	4	67	1:19
3	TD	Card to Burks 10-yard pass	4	33	1:53
4	TD	Tracy Jr. 1-yard rush	7	44	4:28

at Iowa (2)

Qtr	Res.	Players/Play	Plays	Yards	TOP
2	TD	Card to Sheffield 43-yard pass	7	69	2:00
4	TD	Mockabee 2-yard rush	6	74	1:59

vs. Ohio State (1)

Qtr	Res.	Players/Play	Plays	Yards	TOP
4	TD	Card to Burks 6-yard pass	6	20	1:15

at Nebraska (1)

Qtr	Res.	Players/Play	Plays	Yards	TOP
4	TD	Card to Dixon-Neal 29-yard pass	3	24	0:46

at Michigan (3)

Qtr	Res.	Players/Play	Plays	Yards	TOP
2	FG	Freehill 32-yard field goal	10	67	4:32
2	FG	Freehill 31-yard field goal	6	20	1:48
4	TD	Card to Burks 24-yard pass	8	75	4:12

vs. Minnesota (7)

Qtr	Res.	Players/Play	Plays	Yards	TOP
1	TD	Card to Miller 20-yard pass	9	75	3:08
1	TD	Card to Sheffield 24-yard pass	7	75	2:43
2	TD	Tracy Jr. 6-yard rush	3	75	1:28
2	TD	Card 1-yard rush	7	79	2:16
3	TD	Card to Burks 42-yard pass	3	74	1:20
4	TD	Mockabee 6-yard rush	12	65	5:54
4	TD	Tracy Jr. 1-yard rush	9	95	5:22

SCORING DRIVES / TOUCHDOWN LENGTHS

Yardage	Drives				Touchdowns					
	Purdue		Opponent		Purdue		Opponent			
	TD	FG	TD	FG	Ru.	Pa.	Other	Ru.	Pa.	Other
0-9			2		12	2		13	5	
10-19	1	1	3		4	2		2	4	
20-29	3		1	1	1	5		2	5	
30-39	1	1	2					1	1	
40-49	1	1	4	4	2			1		
50-59	2	1	3	1		1			1	
60-69	4	1	8	1				1		1
70-79	15		10	3					1	
80-89			7		1					
90-99	2		1			1				

OPENING DRIVES (OFFENSE/DEFENSE)

	1st Half	2nd Half
Fresno State	Touchdown/Punt	Missed FG/Punt
Virginia Tech	Touchdown/Punt	Punt/Interception
Syracuse	Fumble/Punt	Punt/Interception
Wisconsin	Punt/Touchdown	Touchdown/Field Goal
Illinois	Punt/Field Goal	Touchdown/Punt
Iowa	Punt/Punt	Punt/Field Goal
Ohio State	Missed FG/Touchdown	Missed FG/Touchdown
Nebraska	Downs/Punt	Punt/Fumble
Michigan	Punt/Touchdown	Punt/Punt
Minnesota	Touchdown/Touchdown	Punt/Punt
Northwestern		
Indiana		

SCORING COMPARISONS

	Purdue				Opponent			
	Pass		Rush		Pass		Rush	
	TDs	TDs	TDs	FGs	TDs	TDs	TDs	FGs
Fresno State	2	2	1	-	4	1	-	1
Virginia Tech	-	3	-	1	2	-	-	1
Syracuse	1	2	-	-	-	5	-	-
Wisconsin	-	2	-	1	-	4	-	1
Illinois	2	3	1	1	1	1	-	2
Iowa	1	1	-	-	1	1	-	2
Ohio State	1	-	-	-	4	2	-	-
Nebraska	1	-	1	-	2	1	1	1
Michigan	1	-	-	2	-	5	-	2
Minnesota	3	4	-	-	3	0	-	3
Northwestern								
Indiana								
TOTALS	12	17	3	5	17	20	1	15





GAME 11 NOTES • Purdue at Northwestern



REDZONE RECAP

	Purdue			Opponent		
	Scores/Chances	Results	Pct.	Scores/Chances	Results	Pct.
Fresno State	3-4	3 TDs, 1 Downs	75%	3-4	3 TDs, 1 FG Miss	75%
Virginia Tech	2-2	2 TDs	100%	2-2	1 TD, 1 FG	100%
Syracuse	3-6	3 TDs, 2 Fum., 1 Downs	50%	3-5	3 TDs, 1 FG Miss, 1 Game	60%
Wisconsin	3-4	2 TDs, 1 FG, 1 Downs	75%	6-6	4 TDs, 2 FGs	100%
Illinois	5-5	4 TDs, 1 FG	100%	3-3	2 TDs, 1 FG	100%
Iowa	1-2	1 TD, 1 FG Miss	50%	2-2	2 FGs	100%
Ohio State	1-3	1 TD, 2 FG Miss	33%	5-6	5 TDs, 1 Fumble	83%
Nebraska	0-1	1 FG Miss	0%	1-2	1 TD, 1 Game	50%
Michigan	2-2	2 FGs	100%	6-6	4 TDs, 2 FGs	100%
Minnesota	5-5	5 TDs	100%	4-4	2 TDs, 2 FGs	100%
Northwestern						
Indiana						
TOTALS	25-34	21 TDs, 4 FGs, 4 FG Miss, 74% 3 Downs, 2 Fumbles		35-40	25 TDs, 10 FGs, 2 FG Miss 1 Fumble, 2 End of Game	88%

TAKEAWAYS & GIVEAWAYS

	Purdue Takeaways				Opponent Takeaways				Diff.
	Fum	Int	Tot	Pts	Fum	Int	Tot	Pts	
Fresno State	-	1	1	7	-	-	-	-	+1
Virginia Tech	-	2	2	7	-	-	-	-	+2
Syracuse	-	1	1	7	3	1	4	21	-3
Wisconsin	-	1	1	0	1	2	3	8	-2
Illinois	1	-	1	0	1	-	1	7	0
Iowa	-	1	1	0	-	2	2	3	-1
Ohio State	2	-	2	7	-	-	-	-	+2
Nebraska	4	-	4	14	1	2	3	7	+1
Michigan	1	-	1	3	-	1	1	3	0
Minnesota	-	-	0	0	-	-	0	0	0
Northwestern									
Indiana									
TOTALS	8	6	14	45	6	8	14	45	0

CONVERSION CHART (PURDUE/OPPONENT)

	3RD DOWN						4TH DOWN					
	Overall	1st Qtr	2nd Qtr	3rd Qtr	4th Qtr	Overtime	Overall	1st Qtr	2nd Qtr	3rd Qtr	4th Qtr	Overtime
Fresno State	3-12 / 11-17	2-4 / 1-4	1-2 / 5-6	0-3 / 3-4	0-3 / 2-3	-	2-4 / 0-0	0-0 / 0-0	0-0 / 0-0	1-1 / 0-0	1-3 / 0-0	-
Virginia Tech	7-17 / 2-12	3-4 / 0-2	0-4 / 1-4	0-3 / 1-3	4-6 / 0-3	-	0-1 / 1-2	0-0 / 0-0	0-1 / 1-1	0-0 / 0-0	0-0 / 0-1	-
Syracuse	7-14 / 7-12	2-4 / 1-3	2-2 / 2-4	2-3 / 4-4	1-5 / 0-1	-	1-4 / 0-1	0-1 / 0-0	0-0 / 0-1	0-0 / 0-0	1-3 / 0-0	-
Wisconsin	6-13 / 12-18	0-3 / 3-3	2-4 / 5-6	2-2 / 2-4	2-4 / 2-5	-	0-2 / 0-0	0-0 / 0-0	0-0 / 0-0	0-0 / 0-0	0-2 / 0-0	-
Illinois	8-13 / 2-14	1-3 / 0-4	3-4 / 0-2	3-4 / 0-3	1-2 / 2-5	-	0-0 / 2-3	0-0 / 1-1	0-0 / 0-0	0-0 / 0-1	0-0 / 1-1	-
Iowa	9-19 / 3-13	2-5 / 0-3	4-6 / 1-3	1-4 / 1-3	2-4 / 1-4	-	0-2 / 0-0	0-0 / 0-0	0-0 / 0-0	0-0 / 0-0	0-2 / 0-0	-
Ohio State	3-17 / 8-13	0-3 / 4-4	1-4 / 2-3	1-6 / 1-3	1-4 / 1-3	-	2-3 / 0-0	0-0 / 0-0	0-0 / 0-0	0-0 / 0-0	2-3 / 0-0	-
Nebraska	5-16 / 6-14	1-3 / 2-4	3-5 / 2-3	0-5 / 0-2	1-3 / 2-5	-	0-3 / 0-1	0-1 / 0-0	0-0 / 0-0	0-0 / 0-0	0-2 / 0-1	-
Michigan	1-14 / 7-14	0-3 / 3-5	1-5 / 1-3	0-3 / 2-4	0-3 / 1-2	-	1-1 / 0-1	0-0 / 0-0	0-0 / 0-1	0-0 / 0-0	1-1 / 0-0	-
Minnesota	4-10 / 4-14	1-1 / 2-3	0-2 / 0-4	2-5 / 0-3	1-2 / 2-4	-	2-2 / 2-2	0-0 / 0-0	1-1 / 1-1	1-1 / 0-0	0-0 / 1-1	-
Northwestern												
Indiana												
TOTALS	53-145 / 62-140	12-33 / 16-34	17-38 / 19-39	11-38 / 14-33	13-36 / 13-34	-	8-22 / 5-10	0-2 / 1-1	1-2 / 2-4	2-2 / 0-1	5-16 / 2-4	-

BIG PLAY TRACKER (OVER 30 YARDS)

Yds	Type	Players	Opponent
98	KOR	Tracy Jr.*	Fresno State
84	Pass	Card to Burks*	Fresno State
65	Rush	Mockobee	Minnesota
55	FR	Jenkins*	Nebraska
52	Pass	Card to Tracy Jr.	Minnesota
48	PR	Sheffield	Iowa
44	Pass	Card to Burks	Fresno State
44	Pass	Card to Burks	Illinois
43	Pass	Card to Sheffield*	Iowa
43	Pass	Card to Rice	Michigan
42	Pass	Card to Burks*	Minnesota
36	Pass	Card to Sheffield	Virginia Tech
35	Pass	Card to Rice	Ohio State
33	Rush	Tracy Jr.	Minnesota
32	Rush	Mockobee	Minnesota
30	Pass	Card to Yaseen	Illinois

LONG PLAYS BY YARDS

	No.	TD
100+		
90-99	1	1
80-89	1	1
70-79		
60-69	1	
50-59	2	1
40-49	6	2
30-39	5	

LONG PLAYS BY TYPE (OVER 30 YARDS)

	No.	TD
Rushing	3	
Passing	10	3
Punt Returns	1	
Kick Returns	1	1
Interceptions		
Fumble Returns	1	1
Other		
TOTALS	16	5

LONGEST PLAYS OF THE YEAR

Rushing	65	Devin Mockobee vs. Minnesota
Rushing TD	21	Tyrone Tracy Jr. at Virginia Tech
Passing	84	Hudson Card to Deion Burks vs. Fresno State
Passing TD	84	Hudson Card to Deion Burks vs. Fresno State
Punt Return	48	TJ Sheffield at Iowa
Kick Return	98	Tyrone Tracy Jr. vs. Fresno State*
INT Return	26	Dillon Thieneman at Iowa
Fumble Return	55	Kydran Jenkins at Nebraska
Punt	54	Jack Ansell at Iowa
Field Goal	43	Ben Freehill at Virginia Tech

LONGEST PLAYS BY PLAYER

	No.	TD	Rush	Rec.	KR	Pr	Int	Fum
Deion Burks	4	2	-	4	-	-	-	-
Kydran Jenkins	1	1	-	-	-	-	-	1
Devin Mockobee	2	-	2	-	-	-	-	-
Mershawn Rice	2	-	-	2	-	-	-	-
TJ Sheffield	3	1	-	2	-	1	-	-
Tyrone Tracy Jr.	3	1	1	1	1	-	-	-
Abdur-Rahmaan Yaseen	1	-	-	1	-	-	-	-
TOTALS	16	3	3	10	1	1	-	1

LONG PLAYS BY QUARTERBACK

	No.	TD	30-39	40-59	60-79	80-99	Rush
Hudson Card	10	3	3	6	-	1	-

* Touchdown scored on play





MISC. RECEIVING STATS

Games with a Reception

Player	18/19	20	21	22	23	Total
Drew Biber				1		1
Ben Buechel				1		1
Deion Burks			1	8	10	19
Elijah Canion			1	3	1	5
Jayden Dixon-Veal					6	6
Dylan Downing		1	9	7	4	21
Jahmal Edrine			1*	10*		11
Ben Furtney				1		1
Max Klare					5	5
Garrett Miller		2	8		7	17
Devin Mockobee				11	7	18
Paul Piferi			3	9		12
Mershawn Rice			2	9	2	13
TJ Sheffield	/1	2	10	12	9	34
Andrew Sowinski			2	6	1	9
Jaron Tibbs					1	1
Tyrone Tracy Jr.	1*/11*	6*	7*	11	9	45
Marquis Wilson				1*		1
Abdur-Rahmaan Yaseen			2	3	6	11

Games with 5+ Catches

Player	19	20	21	22	23	Total
Deion Burks					2	2
Jahmal Edrine				2*		2
Max Klare					1	1
Devin Mockobee				2		2
Garrett Miller			1		3	4
Mershawn Rice				1		1
TJ Sheffield			1	4	2	7
Tyrone Tracy Jr.	3*		1*	1		5
Abdur-Rahmaan Yaseen					1	1

Games with 100 Yards Receiving

Player	19	20	21	22	23	Total
Deion Burks					1	1
Jahmal Edrine				1*		1
Tyrone Tracy	1*					1
Abdur-Rahmaan Yaseen					1	1

Games with a Receiving Touchdown

Player	19	20	21	22	23	Total
Deion Burks					6	6
Elijah Canion		1*				1
Jayden Dixon-Veal					1	1
Jahmal Edrine				4*		4
Garrett Miller		2			2	4
Paul Piferi			1	1		2
Mershawn Rice			1	1		2
TJ Sheffield			5	3	2	10
Tyrone Tracy Jr.	3*	1*	1*			5

Games with Multiple Receiving Touchdowns

Player	19	20	21	22	23	Total
Deion Burks					1	1
Jahmal Edrine				2*		2
TJ Sheffield				1		1

30-Yard Receptions at Purdue

Player	19	20	21	22	23	Total
Deion Burks					4	4
Garrett Miller			1			1
Mershawn Rice				2		2
TJ Sheffield			1	1	2	4
Tyrone Tracy Jr.					1	1
Abdur-Rahmaan Yaseen				1		1

50-Yard Receptions at Purdue

Player	19	20	21	22	23	Total
Deion Burks					1	1
Tyrone Tracy Jr.					1	1

* At a previous school

MISC. PASSING STATS

Games 30+ Completions

Player	19	20	21	22	23	Total
Hudson Card				1*	1	2

Games without an Interception *(Games w/min. 20 passing attempts)*

Player	19	20	21	22	23	Total
Hudson Card			2*	3*	5	10

Games 300-Yards Passing

Player	19	20	21	22	23	Total
Hudson Card				1*	1	2

Games with Multiple Passing Touchdowns

Player	19	20	21	22	23	Total
Hudson Card			1*	2*	4	7

Completions 30 Yards or More

Player	19	20	21	22	23	Total
Hudson Card			4*	3*	10	16

Completions 50 Yards or More

Player	19	20	21	22	23	Total
Hudson Card				1*	2	3

* At a previous school

MISC. DEFENSIVE STATS

Games with an Interception

Player	19	20	21	22	23	Total
Cam Allen		1	2	3	2	10
Botros Alisandro					1	1
Dillon Thieneman					3	3
Clyde Washington				1		1
Marquis Wilson		2*				2

Games with Double-Digit Tackles

Player	19	20	21	22	23	Total
Sanoussi Kane					1	1
Nic Scourton					1	1
Dillon Thieneman					3	2

Games with a Tackle for Loss *(including assisted TFLs)*

Player	19	20	21	22	23	Total
Cam Allen	2	2	1	2	1	8
Botros Alisandro					1	1
Joe Anderson			1		3	4
Cole Brevard					3	3
Prince James Boyd Jr.				1		1
OC Brothers			3	1	5	9
Markevious Brown				1*	3	4
Will Heldt					1	1
Scotty Humpich	6*	4*	2*	1	1	14
Kydran Jenkins			5	7	9	21
Sanoussi Kane				5	5	10
Yanni Karlaftis				1	2	3
Sulaiman Kpaka				1	2	3
Malik Langham			2*	1*	1	4
Damarjhe Lewis			1			1
Jeffrey M'Ba				1*	3	4
Isaiah Nichols	2*	1*	5*	1*	2	11
Mo Omonode				1*	1	2
Nic Scourton				2	7	9
Khordae Sydnor				6	1	7
Dillon Thieneman					1	1
Salim Turner-Muhammad		1*				1
Marquis Wilson		1*	1*	2*		4

MISC. RUSHING STATS

Games with 100-Yards Rushing

Player	19	20	21	22	23	Total
Dylan Downing				1		1
Devin Mockobee				4	2	6
Tyrone Tracy Jr.					2	2

Games with a Rushing Touchdown

Player	19	20	21	22	23	Total
Hudson Card			1*		4	5
Dylan Downing				4	1	5
Devin Mockobee				9	5	14
Tyrone Tracy Jr.	1*		1*		6	8

Games with Multiple Rushing Touchdowns

Player	19	20	21	22	23	Total
Dylan Downing				1		1
Tyrone Tracy Jr.					1	1

20-Yard Rushes at Purdue

Player	19	20	21	22	23	Total
Hudson Card					1	1
Dylan Downing			1		2	3
Devin Mockobee				5	6	10
Tyrone Tracy Jr.					6	6

* At a previous school

Games with Multiple Tackles for Loss

Player	19	20	21	22	23	Total
OC Brothers					1	1
Prince James Boyd Jr.				1		1
Scotty Humpich	2*	1*	1*	1		5
Kydran Jenkins			2	2	2	6
Sanoussi Kane					1	1
Sulaiman Kpaka					1	1
Isaiah Nichols					1	1
Khordae Sydnor				1		1
Nic Scourton					3	3

Games with a Sack *(including half sacks)*

Player	19	20	21	22	23	Total
Prince James Boyd Jr.				1		1
Cole Brevard					1	1
OC Brothers				1	2	3
Markevious Brown					1	1
Scotty Humpich	2*	2*	2*	1	1	8
Kydran Jenkins			5	4	6	15
Sanoussi Kane				1	1	2
Yanni Karlaftis				1	2	3
Sulaiman Kpaka				1	2	3
Malik Langham			1*		1	2
Jeffrey M'Ba				1*	1	2
Isaiah Nichols	1*	1*	2*		1	5
Mo Omonode				1	1	2
Nic Scourton				2	7	9
Khordae Sydnor				4		4

Games with Multiple Sacks

Player	19	20	21	22	23	Total
Scotty Humpich	1*					1
Kydran Jenkins				1	1	2
Nic Scourton					1	1
Khordae Sydnor				1		1

* At a previous school



**SEASON HIGHS****PURDUE INDIVIDUAL SEASON HIGHS**

RUSHES	21 Tyrone Tracy Jr. vs. Illinois (09/30/2023)
	21 Devin Mockobee at Virginia Tech (09/09/2023)
YARDS RUSHING	153 Devin Mockobee vs Minnesota (11/11/2023)
TD RUSHES	2 Tyrone Tracy Jr. vs Minnesota (11/11/2023)
LONG RUSH	65 Devin Mockobee vs Minnesota (11/11/2023)
PASS ATTEMPTS	46 Hudson Card vs. Syracuse (09/16/2023)
PASS COMPLETIONS	32 Hudson Card vs. Syracuse (09/16/2023)
YARDS PASSING	323 Hudson Card vs. Syracuse (09/16/2023)
TD PASSES	3 Hudson Card vs Minnesota (11/11/2023)
LONG PASS	84 Hudson Card vs. Fresno St. (09/02/2023)
RECEPTIONS	10 Abdur-Rahmaan Yaseen vs. Syracuse (09/16/2023)
YARDS RECEIVING	152 Deion Burks vs. Fresno St. (09/02/2023)
TD RECEPTIONS	2 Deion Burks vs. Fresno St. (09/02/2023)
LONG RECEPTION	84 Deion Burks vs. Fresno St. (09/02/2023)
PUNTS	8 Jack Ansell at Michigan (11/04/2023)
PUNTING AVG	47.0 Jack Ansell at Nebraska (10/28/2023)
LONG PUNT	65 Jack Ansell at Nebraska (10/28/2023)
PUNTS INSIDE 20	4 Jack Ansell at Nebraska (10/28/2023)
LONG PUNT RETURN	48 TJ Sheffield at Iowa (10/07/2023)
LONG KICKOFF RETURN	98 Tyrone Tracy Jr. vs. Fresno St. (09/02/2023)
TACKLES	14 Dillon Thieneman vs. Syracuse (09/16/2023)
SACKS	2 Kydran Jenkins at Nebraska (10/28/2023)
	2 Nic Scourton at Michigan (11/04/2023)
TACKLES FOR LOSS	4.5 Kydran Jenkins at Nebraska (10/28/2023)

PURDUE TEAM SEASON HIGHS

RUSHES	46 at Virginia Tech (09/09/2023)
YARDS RUSHING	353 Vs. Minnesota (11/11/2023)
YARDS PER RUSH	8.0 Vs. Minnesota (11/11/2023)
TD RUSHES	8.0 Vs. Minnesota (11/11/2023)
	4 Vs. Minnesota (11/11/2023)
PASS ATTEMPTS	46 vs. Syracuse (09/16/2023)
PASS COMPLETIONS	32 vs. Syracuse (09/16/2023)
YARDS PASSING	323 vs. Syracuse (09/16/2023)
YARDS PER PASS	10.0 Vs. Minnesota (11/11/2023)
TD PASSES	3 Vs. Minnesota (11/11/2023)
TOTAL PLAYS	80 at Iowa (10/07/2023)
	80 at Virginia Tech (09/09/2023)
TOTAL OFFENSE	604 Vs. Minnesota (11/11/2023)
YARDS PER PLAY	8.8 Vs. Minnesota (11/11/2023)
POINTS	49 Vs. Minnesota (11/11/2023)
SACKS BY	6 vs. Illinois (09/30/2023)
FIRST DOWNS	29 vs. Syracuse (09/16/2023)
PENALTIES	11 vs. Syracuse (09/16/2023)
PENALTY YARDS	127 vs. Syracuse (09/16/2023)
TURNOVERS	4 vs. Syracuse (09/16/2023)
PUNTS	10 at Michigan (11/04/2023)
PUNTING AVG	47.0 at Nebraska (10/28/2023)
LONG PUNT	65 at Nebraska (10/28/2023)
PUNTS INSIDE 20	4 at Nebraska (10/28/2023)
LONG PUNT RETURN	48 at Iowa (10/07/2023)

OPPONENT INDIVIDUAL SEASON HIGHS

RUSHES	25 Garrett Shrader vs. Syracuse (09/16/2023)
YARDS RUSHING	195 Garrett Shrader vs. Syracuse (09/16/2023)
TD RUSHES	4 Garrett Shrader vs. Syracuse (09/16/2023)
LONG RUSH	67 Kaleb Johnson at Iowa (10/07/2023)
PASS ATTEMPTS	44 Mikey Keene vs. Fresno St. (09/02/2023)
PASS COMPLETIONS	31 Mikey Keene vs. Fresno St. (09/02/2023)
YARDS PASSING	366 Mikey Keene vs. Fresno St. (09/02/2023)
TD PASSES	4 Mikey Keene vs. Fresno St. (09/02/2023)
LONG PASS	73 Heinrich Haarberg at Nebraska (10/28/2023)
RECEPTIONS	9 Roman Wilson at Michigan (11/04/2023)
	9 Erik Brooks vs. Fresno St. (09/02/2023)
YARDS RECEIVING	170 Erik Brooks vs. Fresno St. (09/02/2023)
TD RECEPTIONS	2 Cade Stover vs. Ohio St. (10/14/2023)
	2 Erik Brooks vs. Fresno St. (09/02/2023)
LONG RECEPTION	73 Jaylen Lloyd at Nebraska (10/28/2023)
FIELD GOALS	3 Nathaniel Vakos vs. Wisconsin (09/22/2023)
	3 Dragan Kesich vs. Minnesota (11/11/2023)
LONG FIELD GOALS	55 Tristan Alvano at Nebraska (10/28/2023)
PUNTS	7 Peter Moore at Virginia Tech (09/09/2023)
PUNTING AVG	54.5 Atticus Bertrams vs. Wisconsin (09/22/2023)
LONG PUNT	62 Hugh Robertson vs. Illinois (09/30/2023)
PUNTS INSIDE 20	4 Tommy Doman at Michigan (11/04/2023)
LONG PUNT RETURN	32 Jake Thaw at Michigan (11/04/2023)
LONG KICKOFF RETURN	39 Chimere Dike vs. Wisconsin (09/22/2023)
TACKLES	14 Keli Lawson at Virginia Tech (09/09/2023)
	14 Jalen Stroman at Virginia Tech (09/09/2023)
SACKS	2 Logan Lee at Iowa (10/07/2023)
TACKLES FOR LOSS	4.5 Joe Evans at Iowa (10/07/2023)
INTERCEPTIONS	2 Tommi Hill at Nebraska (10/28/2023)
	2 Ricardo Hallman vs Wisconsin (09/22/2023)

OPPONENT TEAM SEASON HIGHS

RUSHES	48 at Nebraska (10/28/2023)
YARDS RUSHING	271 vs. Syracuse (09/16/2023)
YARDS PER RUSH	6.2 vs. Syracuse (09/16/2023)
TD RUSHES	5 at Michigan (11/04/2023)
	5 vs. Syracuse (09/16/2023)
PASS ATTEMPTS	45 vs. Fresno St. (09/02/2023)
PASS COMPLETIONS	32 vs. Fresno St. (09/02/2023)
YARDS PASSING	371 vs. Fresno St. (09/02/2023)
YARDS PER PASS	11.1 vs. Ohio St. (10/14/2023)
TD PASSES	4 vs. Ohio St. (10/14/2023)
	4 vs. Fresno St. (09/02/2023)
TOTAL PLAYS	82 vs. Fresno St. (09/02/2023)
TOTAL OFFENSE	487 vs. Fresno St. (09/02/2023)
YARDS PER PLAY	7.0 vs. Ohio St. (10/14/2023)
POINTS	41 at Michigan (11/04/2023)
	41 vs. Ohio St. (10/14/2023)
SACKS BY	6 at Iowa (10/07/2023)
FIRST DOWNS	28 vs. Syracuse (09/16/2023)
PENALTIES	11 vs. Wisconsin (09/22/2023)
PENALTY YARDS	105 vs. Syracuse (09/16/2023)
TURNOVERS	4 at Nebraska (10/28/2023)
PUNTS	7 at Virginia Tech (09/09/2023)
PUNTING AVG	54.5 vs. Wisconsin (09/22/2023)
LONG PUNT	62 vs. Illinois (09/30/2023)
PUNTS INSIDE 20	4 at Michigan (11/04/2023)
LONG PUNT RETURN	32 at Michigan (11/04/2023)



**CAREER HIGH - PASSING** *AT PREVIOUS SCHOOL

PLAYER	COMPLETIONS	ATTEMPTS	TOUCHDOWNS	YARDS	LONG
Hudson Card	32, vs. Syracuse, 9/16/23	46, vs. Syracuse, 9/16/23	3, 2x last vs. Minnesota, 11/11/23	323, vs. Syracuse, 9/16/23	84, vs. Fresno State, 9/2/23
Kyle Adams	-	1, at William & Mary, 3/27/21*	-	-	-
Bennett Meredith	1, 2x last at Nebraska, 10/28/23	3, vs. Ohio State, 10/14/23	-	8, vs. Ohio State, 10/14/23	8, vs. Ohio State, 10/14/23
Abdur-Rahmaan Yaseen	1, vs. LSU, 1/2/23	1, vs. LSU, 1/2/23	-	26, vs. LSU, 1/2/23	26, vs. LSU, 1/2/23

CAREER HIGH - RUSHING *AT PREVIOUS SCHOOL

PLAYER	ATTEMPTS	YARDS	TOUCHDOWNS	LONG
Hudson Card	13, vs. Wisconsin, 9/22/23	68, vs. Wisconsin, 9/22/23	1, 4x last vs. Minnesota, 11/11/23	32, vs. UTSA, 9/17/22*
Dylan Downing	17, vs. Northwestern, 11/19/22	113, vs. Florida Atlantic, 09/24/22	1, 6x last vs. Illinois, 9/30/23	33, vs. Indiana, 11/26/21
Devin Mockobee	30, vs. Nebraska, 10/15/22	178, vs. Nebraska, 10/15/22	1, 14x last vs. Minnesota, 11/11/23	68, at Minnesota, 10/1/22
Tyrone Tracy, Jr.	21, vs. Illinois, 9/30/23	122, vs. Minnesota, 11/11/23	2, vs. Minnesota, 11/11/23	33, vs. Minnesota, 11/11/23
Kyle Adams	1, at William & Mary, 3/27/21*	19, at William & Mary, 3/27/21*	-	19, at William & Mary, 3/27/21*
Deion Burks	1, 2x last vs. Syracuse, 9/16/23	10, vs. Syracuse, 9/16/23	-	10, vs. Syracuse, 9/16/23
TJ Sheffield	1, 5x last vs. LSU, 1/2/23	7, vs. Penn State, 9/1/22	-	7, vs. Penn State, 9/1/22

CAREER HIGH - RECEIVING *AT PREVIOUS SCHOOL

PLAYER	RECEPTIONS	YARDS	TOUCHDOWNS	LONG
Drew Biber	1, vs. Indiana State, 9/10/22	6, vs. Indiana State, 9/10/22	-	6, vs. Indiana State, 9/10/22
Ben Buechel	1, vs. LSU, 1/2/23	12, vs. LSU, 1/2/23	-	12, vs. LSU, 1/2/23
Deion Burks	6, vs. Wisconsin, 9/22/23	152, vs. Fresno State, 9/2/23	2, vs. Fresno State, 9/2/23	84, vs. Fresno State, 9/2/23
Elijah Canion	3, vs. Northwestern, 1/1/21*	80, vs. Northwestern, 1/1/21*	1, vs. Northwestern, 1/1/21*	57, vs. Northwestern, 1/1/21*
Jayden Dixon-Veal	4, 2x last at Michigan, 11/4/23	38, at Nebraska, 10/28/23	1, at Nebraska, 10/28/23	29, at Nebraska, 10/28/23
Dylan Downing	4, at Minnesota, 10/1/22	28, at Minnesota, 10/1/22	-	21, vs. Tennessee, 12/30/21
Ben Furtney	1, at Maryland, 10/8/22	20, at Maryland, 10/8/22	-	20, at Maryland, 10/8/22
Max Klare	8, at Virginia Tech, 9/9/23	65, vs. Syracuse, 9/16/23	-	27, at Virginia Tech, 9/9/23
Garrett Miller	8, 2x last at Iowa, 10/7/23	74, vs. Michigan State, 11/6/21	1, 3x last vs. Minnesota, 11/11/23	40, vs. Northwestern, 11/14/20
Devin Mockobee	6, vs. Michigan, 12/3/22	59, vs. Florida Atlantic, 09/24/22	-	28, vs. Florida Atlantic, 09/24/22
Paul Piferi	3, vs. Minnesota, 10/2/21	38, vs. Minnesota, 10/2/21	1, 2x last vs. Michigan, 12/3/22	26, 2x last vs. Michigan, 12/3/22
Mershawn Rice	5, at Maryland, 10/8/22	59, vs. Penn State, 9/1/22	1, 2x last at Maryland, 10/8/22	43, at Michigan, 11/4/23
TJ Sheffield	8, at Iowa, 10/16/21	72, at Illinois, 11/12/22	2, vs. Nebraska, 10/15/22	38, vs. Tennessee, 12/30/21
Andrew Sowinski	4, vs. Nebraska, 10/15/22	34, vs. Nebraska, 10/15/22	-	23, vs. Michigan, 12/3/22
Jaron Tibbs	1, vs. Ohio State, 10/14/23	8, vs. Ohio State, 10/14/23	-	8, vs. Ohio State, 10/14/23
Tyrone Tracy, Jr.	6, 2x last vs. Illinois, 11/23/19*	130, vs. Wisconsin, 11/9/19*	1, 5x last at Maryland, 10/1/21*	75, vs. Wisconsin, 11/9/19*
Marquis Wilson	2, vs. Villanova, 9/25/21*	26, vs. Villanova, 9/25/21	-	14, vs. Villanova, 9/25/21
Abdur-Rahmaan Yaseen	10, vs. Syracuse, 9/16/23	114, vs. Syracuse, 9/16/23	-	43, vs. Illinois, 9/25/21

CAREER HIGH - KICKING/PUNTING *AT PREVIOUS SCHOOL

PLAYER	PUNTS	LONG	INSIDE 20	FG MADE	LONG
Jack Ansell	8, at Michigan, 11/4/23	67, vs. Florida Atlantic, 09/24/22	4, at Nebraska, 10/28/23	-	-
Brendan Cropsey	3, at Notre Dame, 9/18/21	56, at Notre Dame, 9/18/21	1, 3x last vs. Indiana, 11/26/21	-	-
Ben Freehill	-	-	-	2, at Michigan, 11/4/23	43, at Virginia Tech, 9/9/23
Julio Macias	-	-	-	1, 2x last vs. Illinois, 9/30/23	40, vs. Illinois, 9/30/23

CAREER HIGH - RETURNS *AT PREVIOUS SCHOOL

PLAYER	KICK RETURN LONG	KICK RETURN TOUCHDOWN	PUNT RETURN LONG	PUNT RETURN TOUCHDOWN
Deion Burks	37, vs. Florida Atlantic, 09/24/22	-	19, vs. LSU, 1/2/23	-
Dylan Downing	14, vs. Michigan, 12/3/22	-	-	-
Devin Mockobee	19, vs. Ohio State, 10/14/23	-	-	-
TJ Sheffield	41, vs. Nebraska, 12/5/20	-	48, at Iowa, 10/7/23	-
Andrew Sowinski	-	-	14, vs. LSU, 1/2/23	-
Tyrone Tracy, Jr.	98, vs. Fresno State, 9/2/23	1, vs. Fresno State, 9/2/23	20, vs. LSU, 1/2/23	-
Marquis Wilson	1, 3x last vs. Maryland, 11/12/22*	-	15, at Virginia Tech, 9/9/23	-

**CAREER HIGH - DEFENSE** *AT PREVIOUS SCHOOL

PLAYER	TACKLES	SACKS	TACKLES-FOR-LOSS	INTERCEPTIONS
Botros Alisandro	7, at Michigan, 11/4/23	-	1, vs. Wisconsin, 9/22/23	1, vs. Wisconsin, 9/22/23
Cam Allen	9, 3x last vs. Tennessee, 12/30/21	-	1, 7x last vs. Syracuse, 9/16/23	2, 2x last, at Minnesota, 10/1/22
Joe Anderson	4, vs. Tennessee, 12/30/21	-	1, 2x last vs. Wisconsin, 9/22/23	-
Prince James Boyd Jr.	5, 2x last vs. Penn State, 9/1/22	0.5, at Illinois, 11/12/22	2, vs. Indiana State, 9/10/22	-
Cole Brevard	3, vs. Illinois, 9/30/23	1, at Michigan, 11/4/23	1, 2x last at Michigan, 11/4/23	-
OC Brothers	8, at Illinois, 11/12/22	1, 4x last vs. Wisconsin, 9/22/23	2, vs. Syracuse, 9/16/23	-
Anthony Brown	1, at Nebraska, 10/28/23	-	-	-
Markevious Brown	9, vs. Fresno State, 9/2/23	1.0, vs. Illinois, 9/30/23	1, 4x last at Iowa, 10/7/23	-
Will Heldt	2, 3x last vs. Ohio State, 10/14/23	-	1, vs. Ohio State, 10/14/23	-
Scotty Humpich	8, vs. Eastern Kentucky, 10/19/19	2, vs. Morehead State, 9/21/19	3.5, vs. Eastern Kentucky, 10/19/19	-
Kydran Jenkins	9, vs. Wisconsin, 9/22/23	2, at Nebraska, 10/28/23	4.5, at Nebraska, 10/28/23	-
Sanoussi Kane	10, at Nebraska, 10/28/23	1.0, 2x last vs. Illinois, 9/30/23	2, vs. Wisconsin, 9/22/23	-
Yanni Karlaftis	9, vs. Ohio State, 10/14/23	1.0, vs. Illinois, 9/30/23	1.0, vs. Illinois, 9/30/23	-
Sulaiman Kpaka	3, 2x last vs. Northwestern, 11/19/22	1.0, vs. Illinois, 9/30/23	1.5, vs. Illinois, 9/30/23	-
Malik Langham	4, 2x last at Iowa, 10/7/23	1, vs. Kentucky, 11/13/21*	1, 2x last vs. Kentucky, 11/13/21*	-
Damarjhe Lewis	3, vs. Illinois, 9/25/21	-	1, vs. Illinois, 9/25/21	-
Jeffrey M'Ba	4, at Michigan, 11/4/23	1, 2x last vs. Ohio State, 10/14/23	1, 2x last vs. Ohio State, 10/14/23	-
Hudson Miller	2, vs. Illinois, 9/30/23	-	-	-
Domanick Moon	1, at Iowa, 10/7/23	-	-	-
Isaiah Nichols	6, vs. Alabama, 12/12/20*	1, 2x last at Virginia Tech, 9/9/23	2, at Virginia Tech, 9/9/23	-
Mo Omonode	3, at Iowa, 10/7/23	1, at Iowa, 10/7/23	1, at Iowa, 10/7/23	-
Derrick Rogers Jr.	1, 4x last vs. Minnesota, 11/11/23	-	-	-
Nic Scourton	10, at Nebraska, 10/28/23	2, at Michigan, 11/4/23	3.5, at Virginia Tech, 9/9/23	-
Antonio Stevens	4, 2x last vs. Minnesota, 11/11/23	-	-	-
Khordae Sydnor	4, vs. Indiana State, 9/10/22	2, at Maryland, 10/8/22	2, at Maryland, 10/8/22	-
Dillon Thieneman	14, vs. Syracuse, 9/16/23	-	1, at Nebraska, 10/28/23	1, 3x last at Iowa, 10/7/23
Salim Turner-Muhammad	5, at Washington, 12/5/20*	-	1, at Washington, 12/5/20*	-
Clyde Washington	5, vs. Penn State, 9/1/22	-	-	1, vs. Nebraska, 10/15/22
Marquis Wilson	8, vs. Wisconsin, 9/22/23	-	1, 2x last at Rutgers, 11/19/22*	1, 2x last vs. Memphis, 12/28/19*





THE LAST TIME - TEAM

	Purdue	Opponent
Had 300 or more yards rushing	Minnesota, Nov. 11, 2023 (353)	Wisconsin, Nov. 23, 2019 (403)
Had 400 or more yards rushing	at Northwestern, Oct. 26, 2002 (407)	Wisconsin, Nov. 23, 2019 (403)
Had 50 or more rushing attempts	at Missouri, Sept. 16, 2017 (50)	Wisconsin, Oct. 23, 2021 (51)
Had two players with 100 yards rushing	Minnesota, Nov. 11, 2023 Devin Mockobee (153) and Tyrone Tracy Jr. (122)	Wisconsin, Oct. 23, 2021 Chez Mellusi (153), Braelon Allen (144)
Had a player with three straight 100-yard rushing games	Zander Horvath (2019 - Indiana, 2020 - Iowa, at Illinois)	
Had 400 or more passing yards	at Syracuse, Sept. 17, 2022 (424)	Vanderbilt, Sept. 7, 2019 (420)
Had 500 or more passing yards	vs. Tennessee, Dec. 30, 2021 (534)	Never
Had 45 or more passing attempts	Syracuse, Sept. 16, 2023 (46)	Fresno State, Sept. 2, 2023 (45)
Had 30 or more passing completions	Syracuse, Sept. 16, 2023 (32)	Fresno State, Sept. 2, 2023 (32)
Threw four or more passing touchdowns	Nebraska, Oct. 15, 2022 (4)	Ohio State, Oct. 14, 2023 (4)
Threw three or more passing interceptions	at Wisconsin, Oct. 22, 2022 (3)	at Nebraska, Oct. 30, 2021 (4)
Had two players with 100 yards receiving	at Northwestern, Nov. 20, 2021 (Wright - 213, Bell - 101)	Ohio State, Nov. 13, 2021 (Smith-Nijigba - 139, Garrett Wilson - 126)
Had three players with 100 yards receiving	Missouri, Sept. 15, 2018 (Rondale Moore 137, Brycen Hopkins 136 and Isaac Zico 100)	
Had a 200-yard passer and a 100-yard rusher	Minnesota, Nov. 11, 2023 (Hudson Card 251 passing, Devin Mockobee 153 rushing, Tyrone Tracy Jr. 122 rushing)	
Had a 100-yard rusher and a 100-yard receiver	at Wisconsin, Oct. 22, 2022 (Devin Mockobee 110 rushing; Charlie Jones 105 receiving)	
Had 600 or more yards of total offense	Minnesota, Nov. 11, 2023 (604)	vs. Tennessee, Dec. 30, 2021 (666)
Ran 80 or more total plays of offense	at Iowa, Oct. 7, 2023 (80)	Fresno State, Sept. 2, 2023 (82)
Scored 40 or more points	Minnesota, Nov. 11, 2023 (49)	at Michigan, Nov. 4, 2023 (41)
Scored 50 or more points	Indiana State, Sept. 10, 2022 (56)	vs. LSU, Jan. 2, 2023 (63)
Scored 60 or more points	at Indiana, Nov. 22, 2008 (62)	vs. LSU, Jan. 2, 2023 (63)
Was held scoreless	Ohio State, Nov. 2, 2013 (56-0)	Indiana State, Sept. 10, 2022 (56-0)
Did not allow a touchdown	Indiana State, Sept. 10, 2022	Iowa, Nov. 5, 2022
Did not commit a turnover	Minnesota, Nov. 11, 2023	Minnesota, Nov. 11, 2023
Committed five or more turnovers	Wisconsin, Oct. 23, 2021 (5)	Nebraska, Oct. 31, 2015 (5)
Intercepted four or more passes	Nebraska, Oct. 30, 2021 (4)	Northwestern, Nov. 12, 2016 (4)
Returned an interception for a touchdown	at Indiana, Nov. 26, 2022 (Cory Trice, 8 yards)	vs. LSU, Jan. 2, 2023 (Quad Wilson, 99 yards)
Returned a fumble for a touchdown	at Nebraska, Oct. 28, 2023 (Kydran Jenkins, 55 yards)	at Minnesota, Nov. 10, 2018
Recovered a fumble on a kickoff	at Nebraska, Oct. 28, 2023 (Antonio Stevens)	
Forced a fumble on the opening kickoff	at Nebraska, Oct. 28, 2023 (Anthony Brown)	
Held opponent to 50 or fewer rushing yards	at Virginia Tech, Sept. 9, 2023 (11)	Northwestern, Nov. 20, 2021 (50)
Held opponent to 100 or fewer passing yards	Northwestern, Nov. 19, 2022 (78)	at Nebraska, Oct. 28, 2023 (99)
Held opponent to 200 or fewer yards of total offense	Indiana State, Sept. 10, 2022 (145)	at Nebraska, Oct. 28, 2023 (195)
Scored a safety	Rutgers, Nov. 28, 2020 (Branson Deen)	Northwestern, Nov. 9, 2019
Recorded five or more sacks	Illinois, Sept. 30, 2023 (5)	at Iowa, Oct. 7, 2023 (6)
Stopped a two-point conversion	at Maryland, Oct. 8, 2022	at Nebraska, Oct. 28, 2023
Returned a kickoff for a touchdown	Fresno State, Sept. 2, 2023 (Tyrone Tracy Jr., 98 yards)	Rutgers, Nov. 28, 2020 (Aron Cruickshank, 100 yards)
Returned a punt for a touchdown	Northern Illinois, Sept. 19, 2009 (Aaron Valentin, 62 yards)	Michigan, Nov. 1, 2008 (Martavious Odoms, 73 yards)
Returned a blocked punt for a touchdown	Northern Colorado, Sept. 6, 2008 (Mike Conway, 11 yards)	Virginia Tech, Sept. 19, 2015 (Anthony Shegog, 15 yards)
Blocked a punt	Nebraska, Dec. 5, 2020 (Jackson Anthrop)	Northwestern, Nov. 19, 2022 (Anthony Tyus III)
Blocked a field goal	at Iowa, Oct. 7, 2023 (Khordae Sydnor)	at Nebraska, Oct. 28, 2023 (Elijah Jeudy)
Blocked a PAT kick	at Maryland, Oct. 8, 2022 (Cam Allen)	Illinois, Sept. 30, 2023 (Jer'Zhan Newton)
Missed a PAT kick	Syracuse, Sept. 16, 2023 (Ben Freehill)	Ohio State, Oct. 14, 2023 (Jayden Fielding)
Scored a 2-point conversion	at Nebraska, Oct. 28, 2023 (Hudson Card pass to Andrew Sowinski)	Wisconsin, Sept. 22, 2023 (W. Pauling pass to T. Mordecai)
Did not punt	Nevada, Sept. 24, 2016	at Wisconsin, Nov. 23, 2019
Recovered an onside kick (as kicking team)	Minnesota, Sept. 28, 2019	
Had 30 or more first downs	Nebraska, Oct. 15, 2022 (38)	vs. Tennessee, Dec. 30, 2021 (31)
Had 35 or more minutes of possession time	at Iowa, Oct. 7, 2023 (35:28)	Fresno State, Sept. 2, 2023 (36:22)
Was involved in an overtime game	vs. Tennessee, Dec. 30, 2021 (48-45)	[6-10 all-time in overtime games]

THE LAST TIME - PLAYER

Rushed for 100 yards or more	Devin Mockobee (153) & Tyrone Tracy Jr. (122) vs. Minnesota, Nov. 11, 2023	Had 400 or more yards total offense	Aidan O'Connell at Syracuse, Sept. 17, 2022 (424)
Rushed for 150 yards or more	Devin Mockobee vs. Minnesota, Nov. 11, 2023 (153)	Had 500 or more yards total offense	Aidan O'Connell vs. Tennessee, Dec. 30, 2021 (525)
Rushed for 200 yards or more	Markell Jones vs. Indiana, Nov. 25, 2017 (217)	Had 100 yards both passing and rushing	Brandon Kirsch at Michigan St., Nov. 16, 2002 (208 p, 125 r)
Rushed for 250 yards or more	Markell Jones vs. Indiana, Nov. 24, 1995 (265)		
Quarterback rushed for 100 or more yards	Rob Henry at Northwestern, Oct. 9, 2010 (132)	Had 150 or more all-purpose yards	Tyrone Tracy Jr. (174), Devin Mockobee (153) vs. Minnesota, Nov. 11, 2023
Rushed 20 or more times	Devin Mockobee at Iowa, Oct. 7, 2023 (20)	Had 200 or more all-purpose yards	Devin Mockobee vs. Nebraska, Oct. 15, 2022 (206)
Rushed 30 or more times	Devin Mockobee vs. Nebraska, Oct. 15, 2022 (30)	Had 250 or more all-purpose yards	Rondale Moore vs. Vanderbilt, Sept. 7, 2019 (279)
Rushed for three touchdowns	D.J. Knox vs. Ohio State, Oct. 20, 2018 (3)		
Rushed for four or more touchdowns	Kory Sheets vs. Miami (Ohio), Sept. 9, 2006 (4)	Accounted for five or more touchdowns	Aidan O'Connell vs. Tennessee, Dec. 30, 2021 (5 pass)
Had a run of 50 yards or more	Devin Mockobee vs. Minnesota, Nov. 11, 2023 (65)		
		Intercepted two or more passes	Cam Allen at Minnesota, Oct. 1, 2022 (2)
Passed for 300 or more yards	Hudson Card vs. Syracuse, Sept. 16, 2023 (323)	Intercepted three or more passes	Anthony Brown vs. Nebraska, Oct. 31, 2015 (3)
Passed for 400 or more yards	Aidan O'Connell at Syracuse, Sept. 17, 2022 (424)	Intercepted four or more passes	Paul Beery at Wisconsin, Oct. 9, 1976 (4)
Passed for 500 or more yards	Aidan O'Connell vs. Tennessee, Dec. 30, 2021 (534)	Forced two or more fumbles	Dillon Thieneman at Nebraska, Oct. 28, 2023 (2)
Attempted 40 or more passes	Hudson Card at Iowa, Oct. 7, 2023 (40)	Recovered two or more fumbles	Cole Brevard at Nebraska, Oct. 28, 2023 (2)
Completed 30 or more passes	Hudson Card vs. Syracuse, Sept. 16, 2023 (32)	Recorded 10 or more tackles	Dillon Thieneman (12), Nic Scourton (10), Sanoussi Kane (10) at Nebraska, Oct. 28, 2023
Threw five or more touchdowns	Aidan O'Connell vs. Tennessee, Dec. 30, 2021 (5)		Jaylan Alexander vs. Tennessee, Dec. 30, 2021 (19)
Completed a pass of 50 yards or more	Hudson Card vs. Minnesota, Nov. 11, 2023 (52)	Recorded 15 or more tackles	Nic Scourton at Michigan, Nov. 4, 2023 (2)
Completed a pass of 75 yards or more	Hudson Card vs. Fresno State, Sept. 2, 2023 (84)	Had two or more sacks	
Threw three or more interceptions	Aidan O'Connell at Wisconsin, Oct. 22, 2022 (3)		
		Scored 10 or more points kicking	Mitchell Fineran vs. Michigan, Dec. 3 2022 (15)
Caught 10 or more passes	Abdur-Rahmaan Yaseen vs. Syracuse, Sept. 16, 2023 (10)	Made four field goals	Mitchell Fineran vs. Michigan, Dec. 3 2022 (5)
Caught 15 or more passes	Rondale Moore at Minnesota, Nov. 20, 2020 (15)	Made five or more field goals	Mitchell Fineran vs. Michigan, Dec. 3 2022 (5)
Had 100 or more yards receiving	Abdur-Rahmaan Yaseen vs. Syracuse, Sept. 16, 2023 (114)	Made a field goal of 50 or more yards	J.D. Dellinger vs. TCU, Sept. 14, 2019 (53)
Had 150 or more yards receiving	Deion Burks vs. Fresno State, Sept. 2, 2023 (152)	Had a punt 60 or more yards	Jack Ansell at Nebraska, Oct. 28, 2023 (65)
Had 200 or more yards receiving	Broc Thompson vs. Tennessee, Dec. 30, 2021 (217)	Had a punt 70 or more yards	Joe Schopper at Michigan State, Oct. 27, 2018 (74)
Caught three or more touchdowns	Charlie Jones vs. Indiana State, Sept. 10, 2022 (3)	Punted 10 or more times	Joe Schopper vs. Michigan, Sept. 23, 2017 (11)
Caught a pass of 50 yards or more	Tyrone Tracy Jr. vs. Minnesota, Nov. 11, 2023 (52)	Totalled 100 or more punt return yards	Anthony Chambers vs. Penn State, Oct. 11, 2003 (149)
Caught a pass of 75 yards or more	Deion Burks vs. Fresno State, Sept. 2, 2023 (84)	Totalled 100 or more kickoff return yards	Tyrone Tracy Jr. vs. Fresno State, Sept. 2, 2023 (144)





GAME 1

39 FRESNO STATE
35 PURDUESEPT. 2, 2023
ROSS-ADE STADIUM • WEST LAFAYETTE, IND.

A late Fresno State touchdown pass in the final minute spoiled Ryan Walters' head coaching debut with a 39-35 loss in the 2023 season opener at Ross-Ade Stadium.

The Boilermakers (0-1) took a 35-32 lead deep into the fourth quarter after Devin Mockobee recorded his first touchdown of the season with 4:36 remaining. The Bulldogs proceeded to drive down the field and tack on the winning score with a 22-yard pass.

Quarterback Hudson Card went 17-of-30 passing for 254 yards and two touchdowns with no interceptions in his debut as a Boilermaker. He opened his scoring account at Purdue by hitting Deion Burks for an 84-yard touchdown pass on Purdue's opening drive. Fresno State kept pace with the Boilermaker offense, as the hosts carried a 21-17 advantage into the break.

Tyrone Tracy Jr. began the second half with a 98-yard kickoff return for a touchdown on just his third career kick return. However, Fresno State later answered with a nine-play, 74-yard touchdown drive to lower the Bulldogs deficit to 28-25.

Fresno State opened the 4th quarter by capping off an 85-yard drive to take a four-point lead, 32-28. After being stuffed on 4th and Goal late in the game, the Boilermakers rallied with Dillon Thieneman making his first career interception on an acrobatic catch along the sideline, which ultimately resulted in Mockobee's score.

In his first game playing with Card, Burks highlighted the Purdue offense with a career-high 152 receiving yards on four catches, two of which went for his first two collegiate touchdowns. Thieneman paced the Boilermaker defense with 10 tackles in his first collegiate game, also securing the game's only turnover.

GAME 1 BOX SCORE

Fresno State	7	10	8	14	39
Purdue	7	14	7	7	35

Scoring Summary

1st PUR - #4 D.Burks 84 yd pass from #1 H.Card (kick)	0-7
1st FS - #3 E.Brooks 29 yd pass from #1 M.Keene (kick)	7-7
2nd PUR - #3 T.Tracy 1 yd rush (kick)	7-14
2nd FS - #18 J.Moss 8 yd pass from #1 M.Keene (kick)	14-14
2nd PUR - #4 D.Burks 17 yd pass from #1 H.Card (kick)	14-21
2nd FS - #46 D.Lynch 52 yd FG	17-21
3rd PUR - #3 T.Tracy 98 yd kick return (kick)	17-28
3rd FS - #5 J.Gill 18 yd pass from #1 M.Keene (J.Moss 2 pt catch)	25-28
4th FS - #22 M.Sherrod 1 yd rush (kick)	32-28
4th PUR - #45 D.Mockobee 11 yd rush (kick)	32-35
4th FS - #3 E.Brooks 22 yd pass from #1 M.Keene (kick)	39-35
Team Statistics	
First Downs	19 27
Rushing Yards	109 116
Passing Yards	254 371
Total Offense	363 487

Top Rushing (Att-Yds-TD)

PUR Mockobee (16-60-1), Card (6-29-0), Downing (5-17-0), Tracy (3-3-1)
FS Gilliam (20-93-0), Rivers (4-19-0), Sherrod (8-17-1)

Top Passing (Cmp-Att-Yds-I-TD)

PUR Card (17-30-254-0-2)
FS Keene (31-44-366-1-4), Fife (1-1-5-0-0)

Top Receiving (Rec-Yds-TD)

PUR Burks (4-152-2), Yaseen (4-46-0), Sheffield (3-22-0), Klare (2-22-0)
FS Brooks (9-170-2), Gill (8-65-1), Watson (4-40-0), Moss (5-38-1)

GAME 2

24 PURDUE
17 VIRGINIA TECHSEPT. 9, 2023
LANE STADIUM • BLACKSBURG, VA.

Stormy conditions and a lengthy weather delay marked a memorable afternoon, as Ryan Walters earned his first win as a head coach by defeating Virginia Tech on the road, 24-17.

In a game that lasted eight hours and 35 minutes from kickoff to final whistle due to a weather delay of five hours and 27 minutes, Purdue's resilience was on display with a dominant defensive performance. The Boilermakers (1-1) set the program record for fewest rush yards allowed on the road with 11.

The Purdue defense racked up nine tackles-for-loss for 54 yards with a trio of sacks. The Boilermakers held Virginia Tech (1-1) to just 2-of-12 on third downs, stopping their final four attempts. For the second straight week, Dillon Thieneman led the way with a team-high seven tackles, six solos, and an interception.

Nic Scourton finished with 3.5 tackles-for-loss and Isaiah Nichols tallied a pair of stops behind the line. Scourton, Nichols and Kydran Jenkins picked up the Boilermakers' three sacks.

Quarterback Hudson Card played another clean game going a career-best 23-of-34 through the air for 248 yards, while rushing for 16 yards on 12 carries. Card provided the game-winning touchdown on a two-yard sprint to the pylon with eight minutes remaining in the fourth, the only score by either team in the second half.

Redshirt freshman Max Klare hauled in a career-high eight passes for 64 yards. Eight different receivers caught a pass. On the ground, Purdue ran for 179 yards as Devin Mockobee led the way with 95 yards on 21 carries and a touchdown.

The offense put Purdue ahead for good with a 13-play, 74-yard drive early in the fourth quarter sealed by the Card touchdown run.

GAME 2 BOX SCORE

Purdue	7	10	0	7	24
Virginia Tech	0	17	0	0	17

Scoring Summary

1st PUR - #45 D.Mockobee 15 yd rush (kick)	7-0
2nd PUR - #39 B.Freehill 43 yd FG	10-0
2nd PUR - #3 T.Tracy 12 yd rush (kick)	17-0
2nd VT - #33 B.Tuten 30 yd pass from #6 G.Wells (kick)	17-7
2nd VT - #97 J.Love 41 yd FG	17-10
2nd VT - #83 J.Lane 2 yd pass from #6 G.Wells (kick)	17-17
4th PUR - #1 H.Card 2 yd rush (kick)	24-17

Team Statistics

	PUR	VT
First Downs	22	19
Rushing Yards	179	11
Passing Yards	248	275
Total Offense	427	286

Top Rushing (Att-Yds-TD)

PUR Mockobee (21-95-1), Tracy (4-51-1), Downing (6-22-0), Card (12-16-1)
VT Thomas (6-18-0), Drones (1-13-0), Tuten (8-4-0), Wells (7-24-0)

Top Passing (Cmp-Att-Yds-I-TD)

PUR Card (22-34-248-0-0)
VT Wells (16-33-243-2-2), Drones (2-7-32-0-0)

Top Receiving (Rec-Yds-TD)

PUR Klare (8-64-0), Sheffield (4-60-0), Yaseen (4-58-0), Tracy (3-14-0)
VT Lane (5-54-1), Wright (4-77-0), S.Gosnell (3-72-0), B.Gosnell (3-21-0), Tuten (2-45-1)

GAME 3

35 SYRACUSE
20 PURDUESEPT. 16, 2023
ROSS-ADE STADIUM • WEST LAFAYETTE, IND.

A late comeback effort fell short as the Purdue football team dropped a 35-20 decision to Syracuse at Ross-Ade Stadium on Saturday night.

The Boilermakers (1-2) put themselves in an early hole after committing four first-half turnovers, going into the break trailing 21-7. Hudson Card threw for a career-high 323 yards in the loss, completing 32 of 46 passes (69.6%) for a touchdown and an interception while also tallying a rushing score.

Dillon Thieneman continued to impress as a defensive leader, posting a team-best 14 tackles (10 solos), the most by a Boilermaker since Jaylan Alexander had 19 in the 2021 Music City Bowl win over Tennessee (Dec. 30, 2021). Sanoussi Kane finished second on the team with eight tackles, the second highest total of his career.

Abdur-Rahmaan Yaseen highlighted the offense with career highs in receiving yards (114) and catches (10), leading the team in both categories. Deion Burks scored his third touchdown of the season on a two-yard catch in the second quarter.

The offense put together back-to-back touchdown drives in the third and fourth quarters, the second of which lowered the Purdue deficit to 28-20 after a Tyrone Tracy Jr. one-yard rushing score capped off a 14-play, 75-yard drive. Tracy has found the end zone on the ground in every game this season.

The defense totaled a season-high four sacks, with OC Brothers, Scotty Humpich, Kydran Jenkins and Nic Scourton each notching one apiece. Brothers finished third on the team with a season-best six stops, including two for a loss.

Defensive back Cam Allen intercepted his second pass of the season in the third quarter. The Bluefield, Va., native moved into sole control of third place on the Boilermakers' career charts with his 12th career pick.

GAME 3 BOX SCORE

Syracuse	7	14	0	14	35
Purdue	0	7	7	6	20

Scoring Summary

1st SU - #6 G.Shrader 3 yd rush (kick)	7-0
2nd SU - #6 G.Shrader 35 yd rush (kick)	14-0
2nd PUR - #4 D.Burks 2 yd pass from #1 H.Card (kick)	14-7
2nd SU - #1 L.Allen 2 yd rush (kick)	21-7
3rd PUR - #1 H.Card 5 yd rush (kick)	21-14
4th SU - #6 G.Shrader 1 yd rush (kick)	28-14
4th PUR - #1 T.Tracy 1 yd rush (missed kick)	28-20
4th SU - #6 G.Shrader 28 yd rush (kick)	35-20

Team Statistics

	PUR	SU
First Downs	29	28
Rushing Yards	80	271
Passing Yards	323	184
Total Offense	403	455

Top Rushing (Att-Yds-TD)

PUR Tracy (10-38-1), Mockobee (12-31-0), Burks (1-10-0)
SU Shramer (25-195-4), Allen (17-80-1)

Top Passing (Cmp-Att-Yds-I-TD)

PUR Card (32-46-323-1-1)
SU Shramer (14-28-184-1-0)

Top Receiving (Rec-Yds-TD)

PUR Yaseen (10-114-0), Sheffield (6-49-0), Klare (5-65-0), Burks (4-51-1)
SU Allen (6-62-0), Alford (4-70-0), Brown (4-52-0)





GAME 4

38 WISCONSIN
17 PURDUESEPT. 22, 2023
ROSS-ADE STADIUM • WEST LAFAYETTE, IND.

Three Wisconsin touchdowns on the opening three drives proved too much for the Purdue football team to overcome, as the Boilermakers dropped a 38-17 decision to the Badgers on Friday night at Ross-Ade Stadium.

As a team, Purdue ran for a season-high 194 yards on 31 carries (6.3 average), tallying two rushing scores from Hudson Card and Tyrone Tracy Jr. Tracy was the team's leading rusher, logging a career-high 84 yards on eight attempts, an average of 10.5 yards per carry.

After a slow start, the Boilermakers punched back into the game with their first drive of the second half. Down 21 points, Purdue took an eight-play, 75-yard drive down the field, capped by Tracy's 19-yard touchdown run.

The Boilers scored touchdowns on both drives in the third quarter, amassing 150 yards of offense. They outgained the Badgers with 233 total yards to 185 in the second half, but the 21-3 deficit from the first 30 minutes was too large to surpass. Purdue's only points in the first half came from kicker Julio Macias, who connected on his first career field goal attempt from 34 yards.

Purdue quarterback Hudson Card was 21-of-38 passing for 202 yards. The redshirt junior set a career high with 50 yards on 13 carries, notching his third rushing score of the season.

After the defense held the Badgers to field goals on their opening two drives of the third quarter, Purdue cut the gap to 10 on the final play of the period. Card scrambled for a six-yard touchdown to make it a 27-17 game entering the fourth.

Botros Alisandro's first career interception extended the Boilermakers' streak of games with an interception to nine in a row dating back to last season against Illinois (Nov. 12, 2022).

GAME 4 BOX SCORE

Wisconsin	14	7	6	11	38
Purdue	3	0	14	0	17

Scoring Summary

1st UW - #8 T.Mordecai 14 yd rush (kick)	7-0
1st UW - #8 T.Mordecai 6 yd rush (kick)	14-0
1st PUR - #45 J.Macias 34 yd FG	14-3
2nd UW - #0 B.Allen 14 yd rush (kick)	21-3
3rd UW - #90 N.Vakos 38 yd FG	24-3
3rd PUR - #3 T.Tracy 19 yd rush (kick)	24-10
3rd UW - #90 N.Vakos 22 yd FG	27-10
3rd PUR - #1 H.Card 6 yd rush (kick)	27-17
4th UW - #90 N.Vakos 48 yd FG	30-17
4th UW - #0 B.Allen 4 yd rush (#8 T.Mordecai 2 pt catch)	38-17

Team Statistics	PUR	UW
First Downs	23	20
Rushing Yards	194	195
Passing Yards	202	193
Total Offense	396	388

Top Rushing (Att-Yds-TD)

PUR Tracy (8-87-1), Card (13-54-1), Downing (6-30-0), Mockobee (4-26-0)
UW Allen (16-116-2), Mordecai (14-44-2), Mellusi (11-39-0)

Top Passing (Cmp-Att-Yds-I-TD)

PUR Card (21-38-202-2-0)
UW Mordecai (17-27-174-1-0), Pauling (1-1-19-0-0)

Top Receiving (Rec-Yds-TD)

PUR Burks (6-73-0), Yaseen (4-62-0), Sheffield (3-39-0), Klare (4-18-0)
UW Dike (3-67-0), Williams (5-56-0), Pauling (3-26-0)

GAME 5

44 PURDUE
19 ILLINOISSEPT. 30, 2023
ROSS-ADE STADIUM • WEST LAFAYETTE, IND.

On a special Homecoming that saw the official dedication of the Tiller Tunnel, the Purdue football team steamrolled to a 44-19 win over Illinois on Saturday at Ross-Ade Stadium. The Boilermakers outscored the Illini 28-6 in the second half to win their fourth straight in the series and keep the Cannon Trophy.

Purdue's defense made a living in the Illinois backfield racking up seven tackles-for-loss, including five sacks from five different players. It was the first time Purdue has amassed five or more sacks in a game since Sept. 8, 2018 vs. Eastern Michigan. The Boilermaker defense stonewalled the Illini on third downs, holding them to 2-of-13 (15.4%).

The offense finished with 406 total yards, going over 400 for the third time this season. Hudson Card was an efficient 18-of-26 for 217 yards and two scores, completing a pass to eight different receivers. Burks led the way with 83 yards and a score on five catches, securing his fourth touchdown of the season.

Purdue ran for 189 yards behind the stable of Tyrone Tracy Jr., Devin Mockobee and Dylan Downing, with all three of them finding the end zone. Tracy extended his touchdown scoring streak to five games and also eclipsed 100 yards rushing for the first time in his career, totaling 112 yards on 21 attempts (5.3 yards per carry).

The Boilermakers continued their third quarter dominance by building the lead to 24 before the start of the fourth. Purdue has outscored opponents 49-14 in the third quarter to this point in the season.

The victory improved to Purdue to 1-1 in conference play, while also giving head coach Ryan Walters a win over his former team.

GAME 5 BOX SCORE

Purdue	6	10	21	7	44
Illinois	3	10	0	6	19

Scoring Summary

1st ILL - #5 C.Griffin 24 yd FG	0-3
1st PUR - #35 M.Langham 0 yd fumble recovery (missed kick)	6-3
2nd ILL - #0 J.McCray 7 yd rush (kick)	10-6
2nd PUR - #22 D.Downing 16 yd rush (kick)	13-10
2nd PUR - #45 J.Macias 40 yd FG	16-10
2nd ILL - #5 C.Griffin 53 yd FG	16-13
3rd PUR - #88 G.Miller 28 yd pass from #1 H.Card (kick)	23-13
3rd PUR - #45 D.Mockobee 3 yd rush (kick)	30-13
3rd PUR - #4 D.Burks 10 yd pass from #1 H.Card (kick)	37-13
4th ILL - #13 P.Bryant 10 yd pass from #9 L.Altmyer (2 pt failed)	37-19
4th PUR - #3 T.Tracy 1 yd rush (kick)	44-19

Team Statistics	PUR	ILL
First Downs	25	17
Rushing Yards	189	149
Passing Yards	217	226
Total Offense	406	375

Top Rushing (Att-Yds-TD)

PUR Tracy (21-112-1), Mockobee (14-67-1), Downing (4-30-1)
ILL Feagin (11-85-0), McCray (10-35-1), Altmyer (13-29-0)

Top Passing (Cmp-Att-Yds-I-TD)

PUR Card (18-26-217-0-2)
ILL Altmyer (16-25-202-0-1), Paddock (2-6-24-0-0)

Top Receiving (Rec-Yds-TD)

PUR Burks (5-83-1), Yaseen (2-35-0), Miller (2-31-1), Klare (3-27-0)
ILL Williams (6-113-0), Bryant (3-40-1), Elzy (2-24-0)

GAME 6

20 IOWA
14 PURDUEOCT. 7, 2023
KINNICK STADIUM • IOWA CITY, IOWA

A late fourth quarter rally came up short for the Purdue football team on the road at Iowa, falling 20-14.

Running back Devin Mockobee carried the ball in from two yards out to cut the gap down to six points with 2:54 to play. The Purdue defense then forced its sixth and final three-and-out of the game to get the ball back with two minutes left in the fourth. Iowa's defense held firm and stopped the Boilermakers' comeback bid four plays later.

The Boilermakers saw another solid performance out of its defense, holding the Hawkeyes to 3-of-13 on third downs and just two field goals on a pair of red zone trips. Purdue tallied five tackles-for-loss and notched one sack on the afternoon.

Sanoussi Kane led the team in tackles for the third consecutive week with nine stops. Freshman Dillon Thieneman made eight tackles, seven solos, and recorded his third interception of the year to move into a tie for third on Purdue's freshman records list.

Quarterback Hudson Card found seven different receivers on the afternoon, led by TJ Sheffield's 93 yards on six receptions with 60 yards after the catch. Tight end Garrett Miller matched his career high with eight receptions for 71 yards.

In the first half, Purdue's defense stood tall twice when Iowa reached scoring territory. Following an interception that saw Iowa take over at the Purdue five-yard line, the Boilermakers pushed the Hawkeyes backwards four yards and gave up just three points. Khordae Sydnor later blocked a 49-yard field goal attempt to keep the Boilermakers down 10-0 in the second.

Trailing 20-7, Purdue got the ball back with 4:53 to play and Card went 4-of-4 through the air to march the Boilermakers down 74 yards in six plays, capped by the Mockobee two-yard scoring rush.

GAME 6 BOX SCORE

Iowa	7	3	3	7	20
Purdue	0	7	0	7	14

Scoring Summary

1st IOWA - #2 K.Johnson 67 yd rush (kick)	7-0
2nd IOWA - #18 D.Stevens 27 yd FG	10-0
2nd PUR - #8 T.Sheffield 43 yd pass from #1 H.Card (kick)	10-7
3rd IOWA - #18 D.Stevens 23 yd FG	13-7
4th IOWA - #45 E.All 22 yd pass from #10 D.Hill (kick)	20-7
4th PUR - #45 D.Mockobee 2 yd rush (kick)	20-14

Team Statistics	PUR	IOWA
First Downs	21	12
Rushing Yards	110	181
Passing Yards	247	110
Total Offense	357	291

Top Rushing (Att-Yds-TD)

PUR Mockobee (20-89-1), Downing (8-39-0), Tracy (4-8-0)
IOWA Johnson (17-134-1), Williams (13-74-0), Anderson (1-4-0)

Top Passing (Cmp-Att-Yds-I-TD)

PUR Card (25-40-247-2-1)
IOWA Hill (6-21-110-1-1)

Top Receiving (Rec-Yds-TD)

PUR Miller (8-71-0), Sheffield (6-93-1), Burks (4-19-0), Mockobee (3-36-0)
IOWA All (5-97-1), Johnson (1-13-0)





GAME 7

41 OHIO STATE
7 PURDUEOCT. 14, 2023
ROSS-ADE STADIUM • WEST LAFAYETTE, IND.

The Purdue football team dropped a 41-7 decision to No. 3 Ohio State on a rainy Saturday at Ross-Ade Stadium.

Running back Devin Mockobee carried the load on the ground, eclipsing 100 yards for the first time this season and the fifth time of his career. He finished with 110 yards on 18 carries (6.1 average), the most yards Ohio State has allowed to a running back this season, as Purdue totaled 123 yards rushing.

Quarterback Hudson Card threw for 126 yards and one touchdown on 13-of-32 passing. Wide receiver Mershawn Rice led the way on the receiving end with three catches for 50 yards, his first receptions of the season.

Yanni Karlaftis and Dillon Thieneman tied for the team lead with nine tackles apiece. Karlaftis and Kydran Jenkins each notched their first fumble recoveries of the season.

The first of the Boilermakers' two takeaways was caused by Markevious Brown, who jarred the ball loose from Ohio State quarterback Devin Brown at the goal line to stop a Buckeye drive in the second quarter. Nic Scourton later stripped quarterback Kyle McCord in the third quarter to set up Purdue's lone scoring drive of the game.

The Boilermakers got on the scoreboard early in the fourth quarter when Card hit Deion Burks across the middle for a six-yard touchdown pass, his fifth scoring reception of the season.

Wide receivers Elijah Canion and Jaron Tibbs recorded their first Purdue receptions, and quarterback Bennett Meredith logged his first collegiate completion on an eight-yard pass to Tibbs.

GAME 8

31 NEBRASKA
14 PURDUEOCT. 28, 2023
MEMORIAL STADIUM • LINCOLN, NEB.

In cold and blustery conditions, Purdue's defense forced four turnovers, scored a fumble recovery for a touchdown and allowed just 277 yards of total offense, but an early Nebraska lead proved too much to overcome in a 31-14 road loss.

True freshman Dillon Thieneman paced the Boilermakers on the defensive end racking up 12 tackles, his third game with 10-plus tackles as he continues to be the nation's leading tackler among true freshmen.

Thieneman's two forced fumbles matched the most in a game in school history. Brevard's two fumble recoveries also tied the program record for a single game.

The second fumble recovery led to Purdue's first score of the game when quarterback Hudson Card hit Jayden Dixon-Veal for a 29-yard touchdown on a 3rd-and-15 in the fourth quarter.

The Boilermaker defense tied its season high with nine tackles-for-loss, led by dominant efforts from Kydran Jenkins (4.5 tackles-for-loss) and Nic Scourton (three).

Later in the fourth when Nebraska went for a 4th-and-1 at the Purdue 45-yard line, Jenkins stripped quarterback Jeff Sims in the backfield and took the ball 55 yards to the end zone. The play marked Purdue's second fumble recovery score of the season.

Purdue's defense came out strong in the second half and held Nebraska to 94 total yards, with a two-of-seven third-down conversion rate (29%) after halftime.

The Boilermakers allowed just six pass completions on the day from Haarberg, who led Nebraska with 122 yards and two touchdowns on 6-of-11 passing. Emmett Johnson led the Huskers with 76 yards and one touchdown on 13 carries.

GAME 9

41 MICHIGAN
13 PURDUENOV. 4, 2023
MICHIGAN STADIUM • ANN ARBOR, MICH.

An early deficit proved too much for the Purdue football team to overcome as the Boilermakers dropped a 41-13 decision to No. 3 Michigan.

Defensive line duo Kydran Jenkins and Nic Scourton made their usual stops in the backfield with three of Purdue's five tackles-for-loss. Scourton notched a career-high two quarterback stops. Botros Alisandro paced Purdue on the defensive end with seven tackles, including six solos.

Quarterback Hudson Card finished the game 12-of-28 for 144 yards and one touchdown. Deion Burks and Mershawn Rice matched each other with a team-high 43 yards receiving. Burks hit his mark on three receptions with one score, while Rice hauled in a career-long 43-yard reception.

Purdue fell behind 17-0 after Michigan scored on its opening three drives of the first quarter. The Boilermakers' defense stopped the Wolverines on two of their next three drives, including a 4th-down stop at the Michigan 34-yard line.

As the defense found its footing in the second quarter, the Boilermakers cut into a 20-point gap when kicker Ben Freehill hit from 32 and 31 yards on Purdue's last two drives of the first half to go into the locker room down 20-6.

Purdue added to its tally late in the fourth when Card hit Burks for a 24-yard touchdown completion with less than a minute to play in the fourth, the team-leading sixth connection for a score this season.

Michigan quarterback J.J. McCarthy threw for 335 yards on 24-of-37 passing with no scores, the first time the Wolverines failed to score through the air this season. Roman Wilson made nine catches for 143 yards. Running back Blake Corum found the end zone three times on 15 carries for 44 yards.

GAME 7 BOX SCORE

Ohio State	13	7	14	7	41
Purdue	0	0	0	7	7

Scoring Summary

1st	OSU	- #18 M.Harrison 14 yd pass from #6 K.McCord (missed kick)	6-0
1st	OSU	- #33 D.Brown 2 yd rush (kick)	13-0
2nd	OSU	- #8 C.Stover 4 yd pass from #6 K.McCord (kick)	20-0
3rd	OSU	- #5 D.Hayden 1 yd rush (kick)	27-0
3rd	OSU	- #8 C.Stover 14 yd pass from #6 K.McCord (kick)	34-0
4th	PUR	- #4 D.Burks 2 yd pass from #1 H.Card (kick)	34-7
4th	OSU	- #11 B.Inniss 58 yd pass from #33 D.Brown (kick)	41-7

Team Statistics	PUR	OSU
First Downs	15	24
Rushing Yards	123	152
Passing Yards	134	334
Total Offense	257	486

Top Rushing (Att-Yds-TD)

PUR	Mockobee (18-10-0), Downing (11-18-0), Burks (1-6-0)
OSU	Hayden (11-76-1), Johnson (5-39-0), Traynum (6-28-0), Brown (8-20-1)

Top Passing (Cmp-Att-Yds-I-TD)

PUR	Card (13-32-126-0-1), Meredith (1-3-8-0-0)
OSU	McCord (16-28-276-0-3), Brown (1-2-58-0-1)

Top Receiving (Rec-Yds-TD)

PUR	Rice (3-50-0), Sheffield (2-24-0), Burks (3-22-1), Miller (2-10-0)
OSU	Harrison (6-105-1), Tate (3-79-0), Inniss (1-58-1), Stover (4-53-2)

GAME 8 BOX SCORE

Nebraska	0	14	7	10	31
Purdue	0	0	0	14	14

Scoring Summary

2nd	NEB	- #24 T.Fidone 1 yd pass from #10 H.Haarberg (kick)	7-0
2nd	NEB	- #19 J.Lloyd 73 yd pass from #10 H.Haarberg (kick)	14-0
3rd	NEB	- #6 Q.Newsome 68 yd blocked FG return (kick)	21-0
4th	NEB	- #30 T.Alvano 55 yd FG	24-0
4th	PUR	- #0 J.Dixon-Veal 29 yd pass #1 H.Card (2 pt failed)	24-6
4th	PUR	- #4 K.Jenkins 55 yd fumble return (#26 A.Sowinski 2 pt catch)	24-14
4th	NEB	- #21 E.Johnson 28 yd rush (kick)	31-14

Team Statistics	PUR	NEB
First Downs	10	14
Rushing Yards	96	155
Passing Yards	99	122
Total Offense	195	277

Top Rushing (Att-Yds-TD)

PUR	Mockobee (7-42-0), Tracy (10-29-0), Card (11-22-0)
NEB	Johnson (13-76-1), Haarberg (19-22-0), Fleeks (3-19-0)

Top Passing (Cmp-Att-Yds-I-TD)

PUR	Card (16-32-100-2-1)
NEB	Haarberg (6-11-122-0-2)

Top Receiving (Rec-Yds-TD)

PUR	Miller (5-26-0), Dixon-Veal (4-38-1), Sheffield (4-28-0), Burks (2-8-0)
NEB	Fleeks (2-24-0), Lloyd (1-73-1), Doss (1-16-0), Hahn (1-8-0)

GAME 9 BOX SCORE

Michigan	17	3	7	14	41
Purdue	0	6	0	7	13

Scoring Summary

1st	MICH	- #2 B.Corum 2 yd rush (kick)	7-0
1st	MICH	- #2 B.Corum 3 yd rush (kick)	14-0
1st	MICH	- #32 J.Turner 30 yd FG	17-0
2nd	MICH	- #32 J.Turner 31 yd FG	20-0
2nd	PUR	- #39 B.Freehill 32 yd FG	20-3
2nd	PUR	- #39 B.Freehill 31 yd FG	20-6
3rd	MICH	- #82 S.Morgan 44 yd rush (kick)	27-6
4th	MICH	- #2 B.Corum 3 yd rush (kick)	34-6
4th	MICH	- #7 D.Edwards 1 yd rush (kick)	41-6
4th	PUR	- #4 D.Burks 24 yd pass from #1 H.Card (kick)	41-13

Team Statistics	PUR	MICH
First Downs	10	22
Rushing Yards	125	110
Passing Yards	144	335
Total Offense	269	445

Top Rushing (Att-Yds-TD)

PUR	Tracy (11-61-0), Mockobee (13-38-0), Card (5-26-0)
MICH	Corum (15-44-3), Morgan (1-44-1), Edwards (8-21-1)

Top Passing (Cmp-Att-Yds-I-TD)

PUR	Card (12-28-144-1-1)
MICH	McCarthy (24-37-335-0-0)

Top Receiving (Rec-Yds-TD)

PUR	Dixon-Veal (4-32-0), Burls (3-43-1), Tracy (2-13-0), Rice (1-43-0)
MICH	Wilson (9-143-0), Loveland (4-55-0), Edwards (3-41-0), Johnson (2-39-0)





GAME 10

49 PURDUE
30 MINNESOTANOV. 11, 2023
ROSS-ADE STADIUM • WEST LAFAYETTE, IND.

Behind a dominant performance of 604 yards of total offense, the Purdue football team downed Minnesota 49-20.

Purdue's season-high offensive output came with 251 yards through the air and 353 on the ground. Hudson Card accounted for a career-best four touchdowns (three passing, one rushing), as the redshirt junior threw for 251 yards on 17-of-25 passing and rushed for 44 yards on eight carries.

The Boilermakers' 353 rushing yards were the team's most since Sept. 15, 2012, vs. Eastern Michigan. Purdue had two rushers go for 100-plus for the first time since Sept. 8, 2018, also against Eastern Michigan.

Devin Mockobee ran for a season-best 153 yards on 17 carries. Tyrone Tracy Jr. set career highs in rushing yards (122) and touchdowns (two), with a season-best 52 yards receiving.

Mockobee set team highs for longest rushes of the year with a 65-yard carry in the second quarter, before a 32-yard scamper in the third. Prior to Saturday night, Purdue's longest run of the season went for 25 yards. Tracy took the ball for 33 yards in the fourth quarter for his career long.

Garrett Miller, TJ Sheffield and Deion Burks all found paydirt, scoring on 20-yard, 24-yard and 42-yard receptions, respectively.

Defensively, Kydran Jenkins and Nic Scourton continued their terror in the defensive backfield. Jenkins notched a tackle-for-loss in his ninth game of the year. Scourton stonewalled a third quarter drive for Minnesota with his eighth sack of the year, moving him into a tie for 14th on Purdue's single-season charts.

The defense allowed just four third down conversions on 14 tries, a rate of 28.6%.

GAME 10 BOX SCORE

Purdue	14	14	7	14	49
Minnesota	10	10	0	10	30

Scoring Summary

1st	MINN	- #88 B.Spann-Ford 20 yd pass from #8 A.Kaliakmanis (kick)	0-7
1st	PUR	- #88 G.Miller 20 yd pass from #1 H.Card (kick)	7-7
1st	MINN	- #99 D.Kesich 38 yd FG	7-10
1st	PUR	- #8 T.Sheffield 24 yd pass from #1 H.Card (kick)	14-10
2nd	MINN	- #99 D.Kesich 42 yd FG	14-13
2nd	PUR	- #3 T.Tracy 6 yd rush (kick)	21-13
2nd	PUR	- #1 H.Card 1 yd rush (kick)	28-13
2nd	MINN	- #7 C.Autman-Bell 27 yd pass from #8 A.Kaliakmanis (kick)	28-20
3rd	PUR	- #4 D.Burks 42 yd pass from #1 H.Card (kick)	35-20
4th	PUR	- #45 D.Mockobee 6 yd rush (kick)	42-20
4th	MINN	- #99 D.Kesich 39 yd FG	42-23
4th	PUR	- #3 T.Tracy 1 yd rush (kick)	49-23
4th	MINN	- #11 E.Spencer 4 yd pass from #8 A.Kaliakmanis (kick)	49-30

Team Statistics	PUR	MINN
First Downs	25	21
Rushing Yards	353	115
Passing Yards	251	292
Total Offense	604	407

Top Rushing (Att-Yds-TD)

PUR Mockobee (17-153-1), Tracy (15-122-2), Card (8-44-1), Downing (4-34-0)
MINN Nubin (16-89-0), Evans (5-23-0), Tyler (1-3-0)

Top Passing (Cmp-Att-Yds-I-TD)

PUR Card (17-25-251-0-3)
MINN Kaliakmanis (18-42-292-0-3)

Top Receiving (Rec-Yds-TD)

PUR Miller (6-65-1), Burks (4-60-1), Sowinski (3-29-0), Sheffield (1-24-1)
MINN Jackson (7-119-0), Spann-Ford (5-59-1), Autman-Bell (2-66-1), Spencer (1-4-1)

GAME 11

- PURDUE
- NORTHWESTERNNOV. 18, 2023
RYAN FIELD • EVANSTON, ILL.

INSIDE THE MATCHUP

Record:	53-33-1
In West Lafayette:	23-14-0
In Evanston:	28-19-1
Neutral:	2-0-0
Most points scored by Purdue:	56 (1998)
Most points scored by Northwestern:	48 (2008)
Largest margin of victory by Purdue:	42 (1984)
Largest margin of victory by Northwestern:	32 (1916)

LAST 10 MEETINGS

Date	Pur/Opp Rank	Result	Purdue	Opp	Location
10/9/2010	-	W	20	17	A
11/22/2014	-	L	14	38	H
11/14/2015	-24	L	14	21	A
11/12/2016	-	L	17	45	H
11/11/2017	-	L	13	23	A
8/30/2018	-	L	27	31	H
11/9/2019	-	W	24	22	A
11/14/2020	-23	L	20	27	H
11/20/2021	-	W	32	14	(2)
11/19/2022	-	W	17	9	H

(2) denotes Wrigley Field, Chicago, Ill.

TOP 100-YARD RUSHING GAMES VS. NORTHWESTERN

233 Otis Armstrong (32) vs. Northwestern, 10/21/1972
193 Mel Gray (25) vs. Northwestern, 10/16/1982
190 Jimmy Smith (29) at Northwestern, 11/1/1980

TOP 300-YARD PASSING GAMES VS. NORTHWESTERN

431 Curtis Painter (35-49) at Northwestern, 10/14/2006
423 Aidan O'Connell (29-39) vs. Northwestern, 11/20/2021
405 Drew Brees (32-50) vs. Northwestern, 9/25/1999

TOP 100-YARD RECEIVING GAMES VS. NORTHWESTERN

186 Brian Alford at Northwestern, 11/16/1996 (7)
184 Leroy Keyes vs. Northwestern, 10/7/1967 (6)
153 Dorian Bryant vs. Northwestern, 10/15/2005 (16)

GAME 11 BOX SCORE

Purdue	-	-	-	-	-
Northwestern	-	-	-	-	-

Scoring Summary

Team Statistics	PUR	NU
First Downs		
Rushing Yards		
Passing Yards		
Total Offense		
Top Rushing (Att-Yds-TD)		
PUR -		
NU -		

Top Passing (Cmp-Att-Yds-I-TD)

PUR -
NU -

Top Receiving (Rec-Yds-TD)

PUR -
NU -

GAME 12

- INDIANA
- PURDUENOV. 25, 2023
ROSS-ADE STADIUM • WEST LAFAYETTE, IND.

INSIDE THE MATCHUP

Record:	76-42-6
In West Lafayette:	39-23-4
In Bloomington:	36-19-2
Neutral:	-
Most points scored by Purdue:	68 (1892)
Most points scored by Indiana:	56 (2013)
Largest margin of victory by Purdue:	68 (1892)
Largest margin of victory by Indiana:	45 (1988)

LAST 10 MEETINGS

Date	Pur/Opp Rank	Result	Purdue	Opp	Location
11/24/2012	-	W	56	35	H
11/30/2013	-	L	36	56	A
11/29/2014	-	L	16	23	A
11/28/2015	-	L	36	54	H
11/26/2016	-	L	24	26	A
11/25/2017	-	W	31	24	H
11/24/2018	-	W	28	21	A
11/30/2019	-	L (ot)	41	44	H
11/27/2021	-	W	44	7	H
11/26/2022	-	W	30	16	H

TOP 100-YARD RUSHING GAMES VS. INDIANA

276 Otis Armstrong (32) vs. Indiana, 11/25/1972 (Purdue record)
264 Mike Alstott (25) vs. Indiana, 11/24/1995
217 Markell Jones (31) vs. Indiana, 11/25/2017

TOP 300-YARD PASSING GAMES VS. INDIANA

522 Kyle Orton (33-54) vs. Indiana, 11/20/2004
485 Danny Etling (33-49) at Indiana, 11/30/2013
448 Curtis Painter (38-54) vs. Indiana, 11/22/2008

TOP 100-YARD RECEIVING GAMES VS. INDIANA

209 Kyle Ingraham vs. Indiana, 11/20/2004 (11)
162 Brian Alford vs. Indiana, 11/23/1996 (5)
159 Cliff Benson vs. Indiana, 11/20/1982 (8)

GAME 12 BOX SCORE

Purdue	-	-	-	-	-
Indiana	-	-	-	-	-

Scoring Summary

Team Statistics	PUR	IU
First Downs		
Rushing Yards		
Passing Yards		
Total Offense		
Top Rushing (Att-Yds-TD)		
PUR -		
IU -		

Top Passing (Cmp-Att-Yds-I-TD)

PUR -
IU -

Top Receiving (Rec-Yds-TD)

PUR -
IU -





GAME 11 NOTES • Purdue at Northwestern



CAREER STATS (* - AT PREVIOUS SCHOOL)

#0 - Jayden Dixon-Veal (Jr. - WR - 6-0 - 185)

	GP	REC	YDS	TD	Long	REC/G	AVG/C	AVG/G
2023	9	14	118	1	29	1.6	8.4	13.1

#0 - Jeffrey M'Ba (Jr. - DL - 6-6 - 315)

	GP	SOLO	AST	TOT	TFL	PD	FF	FR	BLK	SACK	INT
2022*	9	3	3	6	1-11	1	0	0	0	0	0
2023	10	8	7	15	2-5	0	0	0	0	1	0
Total	19	11	10	21	3-16	0	1	0	0	2	0

#1 - Markevious Brown (Jr. - DB - 5-11 - 180)

	GP	SOLO	AST	TOT	TFL	PD	FF	FR	BLK	SACK	INT
2021*	5	1	2	3	0-0	0	0	0	0	0	0
2022*	13	14	5	19	1-3	2	0	0	0	0	0
2023	10	28	12	40	3-17	5	2	0	0	1	0
Total	28	43	19	62	4-20	7	2	0	0	1	0

#1 - Hudson Card (R-Jr. - QB - 6-3 - 210)

	GP	CMP	ATT	INT	YDS	TD	Long %	AVG/P	AVG/G
2020*	2	1-3-0			5	0	5	33.3	5.0
2021*	8	51-83-1			590	5	52	61.4	11.6
2022*	12	75-108-1			928	6	45	69.4	12.4
2023	10	194-331-8			2112	12	84	58.6	10.9
Total	32	321-525-10			3635	23	84	61.1	11.3

#1 - TJ Sheffield (R-Sr. - WR - 5-11 - 190)

	GP	SOLO	AST	TOT	TFL	PD	FF	FR	BLK	SACK	INT
2020*	4	11	0	7	2.8						
2021*	26	17	1	13	0.7						
2022*	17	46	0	32	2.7						
2023	81	118	4	21	1.5						
Total	128	192	5	32	1.5						

#2 - Salim Turner-Muhammad (Gr. - DB - 6-0 - 200)

	GP	SOLO	AST	TOT	TFL	PD	FF	FR	BLK	SACK	INT
2020*	5	14	3	17	1-1	1	1	0	0	0	0
2021*	4	5	4	9	0-0	0	0	0	0	0	0
2022*	12	3	5	8	0-0	1	0	0	0	0	0
2023											
Total	21	22	12	34	1-1	2	1	0	0	0	0

#2 - Abdur-Rahmaan Yaseen (R-Jr. - WR - 6-2 - 200)

	GP	REC	YDS	TD	Long	REC/G	AVG/C	AVG/G
2020	1	0	0	0	0	0.0	0.0	0.0
2021	3	5	93	0	43	1.7	18.6	31.0
2022	8	4	34	0	13	0.5	8.5	4.3
2023	6	25	329	0	30	4.2	13.2	54.8
Total	17	34	456	0	43	1.9	13.4	25.3

#3 - Tyrone Tracy, Jr. (5th - RB - 6-1 - 210)

	GP	Rush	YDS	TD	Long	AVG/A	AVG/G
2018*	4	1	-1	0	0	-1.0	-0.3
2019*	13	6	39	1	23	6.5	3.0
2020*	8	2	22	0	21	11.0	2.8
2021*	13	7	33	1	7	4.7	2.5
2022	14	17	138	0	20	8.1	9.9
2023	9	86	508	7	33	5.9	56.4
Purdue	23	103	646	7	33	6.3	28.1
Total	61	119	739	9	33	6.2	12.1

#3 - Cam Allen (5th - DB - 6-1 - 195)

	GP	SOLO	AST	TOT	TFL	PD	FF	FR	BLK	SACK	INT
2018*	1	22	0	22	0.3						
2019*	36	589	3	75	2.8						
2020*	14	154	1	24	1.8						
2021*	15	106	1	14	1.2						
2022	28	198	0	32	2.0						
2023	14	91	0	52	1.6						
Purdue	42	289	0	52	1.8						
Total	108	1160	5	75	1.8						

#4 - Deion Burks (R-So. - WR - 5-11 - 195)

	GP	REC	YDS	TD	Long	REC/G	AVG/C	AVG/G
2021	4	1	26	0	26	0.3	26.0	6.5
2022	14	15	149	0	30	1.1	9.9	10.6
2023	10	36	529	7	84	3.6	14.7	52.9
Total	28	52	704	7	84	1.9	13.5	25.1

#4 - Kydran Jenkins (Sr. - OLB - 6-1 - 260)

	GP	SOLO	AST	TOT	TFL	PD	FF	FR	BLK	SACK	INT
2020	1	0	0	0	0-0	0	0	0	0	0	0
2021	13	25	10	35	8-47	1	0	0	0	5	0
2022	14	24	8	32	8-36	1	1	0	1	4	0
2023	10	35	11	46	13.5-76.1	1	2	0	7	0	0
Total	38	84	29	113	29.5-159.3	2	2	1	16	0	0

#5 - Elijah Canion (R-Jr. - WR - 6-4 - 220)

	GP	REC	YDS	TD	Long	REC/G	AVG/C	AVG/G
2020*	2	3	80	1	57	1.5	26.7	40.0
2021*	5	4	46	0	17	0.8	11.5	9.2
2022	1	0	0	0	0	0.0	0.0	0.0
2023	3	1	4	0	4	0.3	4.0	1.3
Purdue	4	1	4	0	4	0.3	4.0	1.0
Total	11	8	130	1	57	0.7	16.3	11.8

#5 - Nic Scourton (So. - OLB - 6-4 - 280)

	GP	SOLO	AST	TOT	TFL	PD	FF	FR	BLK	SACK	INT
2022	14	15	7	22	2-14	0	1	0	0	2	0
2023	10	29	15	44	13-91	3	1	0	0	8	0
Total	24	44	22	66	15-105	3	2	0	0	10	0

#7 - Zion Steptoe (R-Fr. - DB - 5-11 - 190)

	GP	SOLO	AST	TOT	TFL	PD	FF	FR	BLK	SACK	INT
2022	0	0	0	0	0	0	0	0	0	0	0
2023	0	2	2	0	0	0	0	0	0	0	0
Total	0	2	2	0	0	0	0	0	0	0	0

	GP	REC	YDS	TD	Long	REC/G	AVG/C	AVG/G
2022	1	0	0	0	0	0.0	0.0	0.0
2023	10	0	0	0	0	0.0	0.0	0.0
Total	11	0	0	0	0	0.0	0.0	0.0

#8 - TJ Sheffield (R-Sr. - WR - 5-11 - 190)

	GP	REC	YDS	TD	Long	REC/G	AVG/C	AVG/G
2019	3	2	12	0	8	0.7	6.0	4.0
2020	6	2	11	0	10	0.3	5.5	1.8
2021	12	36	325	5	38	3.0	9.0	27.1
2022	14	46	480	4	34	3.3	10.4	34.3
2023	10	31	360	2	43	3.1	11.6	36.0
Total	44	117	1188	11	43	2.6	10.2	26.4

#8 - O.C. Brothers (R-Jr. - LB - 6-2 - 245)

	GP	SOLO	AST	TOT	TFL	PD	FF	FR	BLK	SACK	INT
2019	0	0	0	0	0	0	0	0	0	0	0
2020	2	4	0	4	2	0	0	0	0	0	0
2021	14	109	0	15	74						
2022	1	21	0	21	21.0						
2023	14	127	0	48	9.1						
Total	31	261	0	48	8.4						

#8 - O.C. Brothers (R-Jr. - LB - 6-2 - 245)

	GP	SOLO	AST	TOT	TFL	PD	FF	FR	BLK	SACK	INT
2019*	2	0	0	2	1-1	0	0	0	0	0	0
2020*	1	0	1	1	0-0	0	0	0	0	0	0
2021	12	7	5	12	3.5-10	1	0	0	0	0	0
2022	12	33	9	42	1-6	3	0	1	0	1	0
2023	6	15	4	19	5-25	3	0	0	0	2	0
Purdue	30	55	18	73	9.5-41	7	0	1	0	3	0
Total	33	57	19	76	10.5-42	7	0	1	0	3	0

#9 - Marshawn Rice (R-Sr. - WR - 6-2 - 215)

	GP	REC	YDS	TD	Long	REC/G	AVG/C	AVG/G
2019	1	0	0	0	0	0.0	0.0	0.0
2020	1	0	0	0	0	0.0	0.0	0.0
2021	3	6	69	1	17	2.0	11.5	23.0
2022	14	23	283	1	29	1.6	12.3	20.2
2023	7	4	93	0	43	0.6	23.3	13.3
Total	26	33	445	2	43	1.3	13.5	17.1

#10 - Cam Allen (5th - DB - 6-1 - 195)

	GP	SOLO	AST	TOT	TFL	PD	FF	FR	BLK	SACK	INT
2019	11	26	6	32	2-4	3	0	0	0	0	1
2020	6	22	5	27	2-5	0	0	1	0	0	2
2021	13	44	21	65	1.5-1	3	0	1	0	0	4
2022	14	40	9	49	1.5-10	6	0	2	1	0	3
2023	10	22	5	27	1-3	4	0	0	0	0	2
Total	54	154	46	200	8-23	16	0	4	1	0	12

#11 - Antonio Stevens (R-Jr. - DB - 6-2 - 210)

	GP	SOLO	AST	TOT	TFL	PD	FF	FR	BLK	SACK	INT
2020	4	0	0	0	0-0	0	0	0	0	0	0
2022	13	7	1	8	0-0	0	0	0	0	0	0
2023	10	12	2	14	0-0	0	0	2	0	0	0
Total	27	19	3	22	0-0	0	0	2	0	0	0

#12 - Braxton Myers (Fr. - DB - 6-1 - 205)

	GP	SOLO	AST	TOT	TFL	PD	FF	FR	BLK	SACK	INT
2023											

#13 - Jaron Tibbs (Fr. - WR - 6-3 - 210)

	GP	REC	YDS	TD	Long	REC/G	AVG/C	AVG/G
2023	5	1	8	0	8	0.2	8.0	1.6

#13 - Derrick Rogers Jr. (Fr. - DB - 6-1 - 170)

	GP	SOLO	AST	TOT	TFL	PD	FF	FR	BLK	SACK	INT
2023	10	3	1	4	0-0	2	0	0	0	0	0

#16 - Marquis Wilson (R-Sr. - DB - 5-11 - 185)

	GP	SOLO	AST	TOT	TFL	PD	FF	FR	BLK	SACK	INT
2019*	10 <td>11</td> <td>7</td> <td>18</td> <td>0-0</td> <td>0</td> <td>3</td> <td>1</td> <td>0</td> <td>0</td> <td>2</td>	11	7	18	0-0	0	3	1	0	0	2
2020*	9	8	4	12	0.5-0	2	0	0	0	0	0
2021*	8	3	3	6	1-2	1	0	0	0	0	0
2022*	11	12	8	20	1.5-3	2	1	0	0	0	0
2023	5	15	5	20	0-0	6	0	0	0	0	0
Total	43	49	27	76	3-5	11	4	1	0	0	2

**CAREER STATS** (* - AT PREVIOUS SCHOOL)**#39 • Ben Freehill (R-Sr. • K • 6-1 • 200)**

	GP	FGM	FGA	LONG	PCT	BLK	PAT	PTS
2021	6	-	-	-	-	-	-	-
2022	4	-	-	-	-	-	-	-
2023	6	3	6	43	50.00	1	18-19	27
Total	16	3	6	43	50.00	1	18-19	27

	KO	YDS	AVG	TB	OB
2021	42	2,549	60.7	15	1
2022	12	671	55.9	1	1
2023	8	470	58.8	3	1
Total	62	3690	59.5	19	3

#41 • Caleb Krockover (R-Jr. • K • 5-9 • 205)

	GP	FGM	FGA	LONG	PCT	BLK	PAT	PTS
2022	1	-	-	-	-	-	1-1	1
2023	9	-	-	-	-	-	1-1	1
Total	10	-	-	-	-	-	2-2	2

	KO	YDS	AVG	TB	OB
2023	32	1971	61.6	11	4

#42 • Clyde Washington (Sr. • LB • 6-3 • 245)

	GP	SOLO	AST	TOT	TFL	PD	FF	FR	BLK	SACK	INT
2020	2	1	0	1	0-0	0	0	0	0	0	0
2021	13	3	3	6	0-0	0	0	0	0	0	0
2022	9	10	4	14	0-0	0	0	0	0	0	1
2023	10	10	6	16	0-0	0	0	0	0	0	0
Total	34	24	13	37	0-0	0	0	0	0	0	1

#45 • Devin Mockabee (R-So. • RB • 6-0 • 200)

	GP	Rush	YDS	TD	Long	AVG/A	AVG/G
2022	13	195	968	9	68	5.0	74.5
2023	10	142	715	5	65	5.0	71.5
Total	23	337	1683	14	68	5.0	73.2

	REC	YDS	TD	Long	REC/G	AVG/C	AVG/G
2022	32	274	0	28	2.5	8.6	21.1
2023	15	98	0	24	1.5	6.5	9.8
Total	47	372	0	28	2.0	7.9	16.2

#47 • Brendan Cropsey (R-Jr. • P • 6-1 • 205)

	GP	PUNT	YDS	LONG	AVG	TB	FC	I20	50+	BLK
2020	1	0	0	0	0.0	0	0	0	0	1
2021	3	5	192	56	38.4	0	2	3	1	0
2022	2	2	88	47	44.0	0	1	0	0	0
2023	10	2	74	39	37.0	0	0	0	0	0
Total	16	9	354	56	39.3	0	3	3	1	1

#47 • Dominack Moon (R-Fr. • LB • 6-2 • 235)

	GP	SOLO	AST	TOT	TFL	PD	FF	FR	BLK	SACK	INT
2023	5	0	1	1	0-0	0	0	0	0	0	0

#50 • Sulaiman Kpaka (R-Sr. • DL • 6-2 • 295)

	GP	SOLO	AST	TOT	TFL	PD	FF	FR	BLK	SACK	INT
2020	2	0	1	1	0-0	0	0	0	0	0	0
2022	12	11	8	19	1.5-5	0	0	0	0	0.5	0
2023	10	5	3	8	2.5-8	1	0	0	0	2	0
Total	24	16	12	28	4-13	1	0	0	0	2.5	0

#81 • George Burhenn (Fr. • TE • 6-5 • 220)

	GP	REC	YDS	TD	Long	REC/G	AVG/C	AVG/G
2023	9	0	0	0	0	0.0	0.0	0.0

#82 • Drew Biber (R-So. • TE • 6-5 • 245)

	GP	REC	YDS	TD	Long	REC/G	AVG/C	AVG/G
2021	2	0	0	0	0	0.0	0.0	0.0
2022	11	1	6	0	6	0.1	6.0	0.5
2023	10	0	0	0	0	0.0	0.0	0.0
Total	23	1	6	0	6	0.0	6.0	0.3

#86 • Max Klare (R-Fr. • TE • 6-4 • 245)

	GP	REC	YDS	TD	Long	REC/G	AVG/C	AVG/G
2022	1	0	0	0	0	0	0	0
2023	5	22	196	0	27	4.4	8.9	39.2
Total	6	22	196	0	27	3.7	8.9	32.7

#88 • Garrett Miller (R-Sr. • TE • 6-5 • 250)

	GP	REC	YDS	TD	Long	REC/G	AVG/C	AVG/G
2019	5	0	0	0	0	0.0	0.0	0.0
2020	6	2	48	1	40	0.3	24.0	8.0
2021	11	19	165	0	25	1.7	8.7	15.0
2022	0	0	0	0	0	0.0	0.0	0.0
2023	9	25	220	2	28	2.8	8.8	24.4
Total	30	46	433	3	40	1.5	9.4	14.4

#89 • Paul Piferi (R-Sr. • TE • 6-5 • 260)*pah-FAIR-ree*

	GP	REC	YDS	TD	Long	REC/G	AVG/C	AVG/G
2020	3	0	0	0	0	0.0	0.0	0.0
2021	5	5	61	1	24	1.0	12.2	12.2
2022	14	10	143	1	26	0.7	14.3	10.2
2023	-	-	-	-	-	-	-	-
Total	22	15	204	2	26	0.7	13.6	9.3

#91 • Cole Brevard (R-Jr. • DL • 6-3 • 335)

	GP	SOLO	AST	TOT	TFL	PD	FF	FR	BLK	SACK	INT
2021*	1	0	0	0	0-0	0	0	0	0	0	0
2022	14	6	4	10	0-0	0	0	0	0	0	0
2023	10	6	2	8	2.5-9	0	0	2	0	1	0
Purdue	24	12	6	18	2.5-9	0	0	2	0	1	0
Total	25	12	6	18	2.5-9	0	0	2	0	1	0

#92 • Mo Omonode (So. • DL • 6-0 • 290)*oh-mo-NO-day*

	GP	SOLO	AST	TOT	TFL	PD	FF	FR	BLK	SACK	INT
2022	11	5	2	7	0.5-2	0	0	0	0	0.5	0
2023	10	8	3	11	0.5-5	0	0	0	0	0.5	0
Total	21	13	5	18	1-7	0	0	0	0	1	0

#93 • Isaiah Nichols (Gr. • DL • 6-3 • 300)

	GP	SOLO	AST	TOT	TFL	PD	FF	FR	BLK	SACK	INT
2018*	3	1	0	1	0-0	0	0	0	0	0	0
2019*	12	7	10	17	1-3	0	0	0	0	0.5	0
2020*	9	6	18	24	0.5-1	1	0	0	0	0.5	0
2021*	13	5	17	22	3.5-12	0	1	0	0	1.5	0
2022*	12	8	8	16	1-4	1	0	0	0	0	0
2023	10	11	6	17	3-12	0	0	0	0	1	0
Total	59	38	59	97	9-32	2	1	0	0	3.5	0

#95 • Joe Anderson (R-Sr. • DL • 6-4 • 280)

	GP	SOLO	AST	TOT	TFL	PD	FF	FR	BLK	SACK	INT
2019*	1	1	0	1	0-0	0	0	0	0	0	0
2020*	4	1	2	3	0-0	0	0	0	0	0	0
2021	5	3	3	6	1-2	0	0	0	0	1	0
2022	5	0	1	1	0-0	0	0	0	0	0	0
2023	10	8	5	13	2-2	0	0	0	0	0	0
Purdue	20	11	9	20	3-4	0	0	0	0	1	0
Total	25	13	11	24	3-4	0	0	0	0	1	0

#99 • Prince James Boyd Jr. (R-Sr. • DL • 6-1 • 290)

	GP	SOLO	AST	TOT	TFL	PD	FF	FR	BLK	SACK	INT
2021	6	2	3	5	0-0	0	0	1	0	0	0
2022	13	7	7	14	2.5-6	0	0	0	0	0.5	0
2023	-	-	-	-	-	-	-	-	-	-	-
Total	19	9	10	19	2.5-6	0	0	1	0	0.5	0

Team Statistics

	PURDUE	OPP
Scoring	237	311
Points per game	23.7	31.1
Points Off Turnovers	45	49
First Downs	200	205
Rushing	81	77
Passing	100	104
Penalty	19	24
Rushing Yardage	1548	1455
Yards gained rushing	1802	1771
Yards lost rushing	254	316
Rushing attempts	361	363
Average per rush	4.3	4.0
Average per game	154.8	145.5
TDs Rushing	17	20
Passing Yardage	2119	2442
Comp-Att-Int	196-335-8	171-314-6
Average per pass	6.3	7.8
Average per catch	10.8	14.3
Average per game	211.9	244.2
TDs Passing	12	17
Total offense	3667	3897
Total plays	696	677
Average per play	5.3	5.8
Average per game	366.7	389.7
Kick returns: #-Yards	12-294	21-437
Punt returns: #-Yards	16-145	14-95
Int returns: #-Yards	6-47	8-122
Kick return average	24.5	20.8
Punt return average	9.1	6.8
Int return average	7.8	15.3
Fumbles-Lost	16-6	15-8
Penalties-Yards	63-586	59-498
Average per game	58.6	49.8
Punts-Yards	54-2168	45-2014
Average per punt	40.1	44.8
Net punt average	36.3	40.4
Kickoffs-Yards	46-2758	59-3759
Average per kick	60.0	63.7
Net kick average	37.0	39.1
Time of possession / game	29:45	30:15
3rd-down conversion	53/145	62/140
3rd-down pct	37%	44%
4rd-down conversion	8/22	5/10



	PURDUE	OPP
4rd-down pct	36%	50%
Sacks by-Yards	28-213	20-155
Misc Yards	0	0
Touchdowns scored	32	38
Field goals - attempts	5-12	15-20
On-Side kicks	0-2	0-2
Red-zone scores	(25-34) 74%	(35-40) 88%
Red-zone touchdowns	(21-34) 62%	(25-40) 63%
PAT-attempts	(28-30) 93%	(34-35) 97%
2-point conversion-attempts	(1-2) 50%	(2-3) 67%
Attendance	347749	331836
Games / Avg per game	6/57958	4/82959
Neutral site games	-	0/0

Score by Periods

Team	1st	2nd	3rd	4th	OT	TOT
Purdue	37	68	56	76	0	237
Opponents	78	95	45	93	0	311

Rushing

Player	gp	att	gain	loss	net	avg	td	lg	avg/g
Devin Mockobee	10	142	742	27	715	5.0	5	65	71.5
Tyrone Tracy Jr.	9	86	533	25	508	5.9	7	33	56.4
Dylan Downing	10	46	211	13	198	4.3	1	25	19.8
Hudson Card	10	81	300	182	118	1.5	4	21	11.8
Deion Burks	10	2	16	0	16	8.0	0	10	1.6
Addai Lewellen	1	1	0	2	-2	-2.0	0	0	-2.0
Team	10	3	0	5	-5	-1.7	0	0	-0.5
Total	10	361	1802	254	1548	4.3	17	65	154.8
Opponents	10	363	1771	316	1455	4.0	20	67	145.5

Passing

Player	gp	effic	comp-att-int	pct	yds	td	lg	avg/g
Hudson Card	10	119.3	194-331-8	58.6	2112	12	84	211.2
Bennett Meredith	2	64.7	2-4-0	50.0	7	0	8	3.5
Total	10	118.7	196-335-8	58.5	2119	12	84	211.9
Opponents	10	133.8	171-314-6	54.5	2442	17	73	244.2

Receiving

Player	gp	no.	yds	avg	td	lg	avg/g
Deion Burks	10	36	529	14.7	7	84	52.9
TJ Sheffield	10	31	360	11.6	2	43	36.0
Garrett Miller	9	25	220	8.8	2	28	24.4
Abdur-Rahmaan Yaseen	6	25	329	13.2	0	30	54.8
Max Klare	5	22	196	8.9	0	27	39.2
Devin Mockobee	10	15	98	6.5	0	24	9.8
Tyrone Tracy Jr.	9	14	91	6.5	0	52	10.1
Jayden Dixon-Veal	9	14	118	8.4	1	29	13.1
Dylan Downing	10	5	44	8.8	0	14	4.4
Mershawn Rice	7	4	93	23.3	0	43	13.3
Andrew Sowinski	6	3	29	9.7	0	12	4.8
Elijah Canion	3	1	4	4.0	0	4	1.3
Jaron Tibbs	5	1	8	8.0	0	8	1.6
Total	10	196	2119	10.8	12	84	211.9
Opponents	10	171	2442	14.3	17	73	244.2

Punt Returns

Player	no.	yds	avg	td	lg
TJ Sheffield	14	127	9.1	0	48
Marquis Wilson	1	15	15.0	0	15
Andrew Sowinski	1	3	3.0	0	3
Total	16	145	9.1	0	48
Opponents	14	95	6.8	0	32

Interceptions

Player	no.	yds	avg	td	lg
Dillon Thieneman	3	26	8.7	0	26
Cam Allen	2	5	2.5	0	5
Botros Alisandro	1	16	16.0	0	16
Total	6	47	7.8	0	26
Opponents	8	122	15.3	0	41

Kick Returns

Player	no.	yds	avg	td	lg
Tyrone Tracy Jr.	9	253	28.1	1	98
Devin Mockobee	2	38	19.0	0	19
TJ Sheffield	1	3	3.0	0	3
Total	12	294	24.5	1	98
Opponents	21	437	20.8	0	39

Fumble Returns

Player	no.	yds	avg	td	lg
Kydran Jenkins	2	55	27.5	1	55
Malik Langham	1	0	0.0	1	0
Cole Brevard	2	0	0.0	0	0
Antonio Stevens	2	0	0.0	0	0
Yanni Karlaftis	1	0	0.0	0	0
Total	8	55	6.9	2	55
Opponents	6	0	0.0	0	0



Scoring

Player	td	fg	PAT						pts
			kick	rush	rcv	pass	dxp	saf	
Tyrone Tracy Jr.	8	-	-	-	-	-	-	-	48
Deion Burks	7	-	-	-	-	-	-	-	42
Devin Mockobee	5	-	-	-	-	-	-	-	30
Ben Freehill	-	3-6	18-19	-	-	-	-	-	27
Hudson Card	4	-	-	-	-	1	-	-	24
Julio Macias	-	2-6	9-10	-	-	-	-	-	15
Garrett Miller	2	-	-	-	-	-	-	-	12
TJ Sheffield	2	-	-	-	-	-	-	-	12
Malik Langham	1	-	-	-	-	-	-	-	6
Dylan Downing	1	-	-	-	-	-	-	-	6
Kydran Jenkins	1	-	-	-	-	-	-	-	6
Jayden Dixon-Veal	1	-	-	-	-	-	-	-	6
Andrew Sowinski	-	-	-	-	1	-	-	-	2
Caleb Krockover	-	-	1-1	-	-	-	-	-	1
Total	32	5-12	28-30	0	1	1	0	0	237
Opponents	38	15-20	34-35	0	2	2	0	0	311

Field Goals

Player	fg	pct.	01-19	20-29	30-39	40-49	50-99	lg	blk
Ben Freehill	3-6	50.0	0-0	0-0	2-3	1-2	0-1	43	1
Julio Macias	2-6	33.3	0-0	0-1	1-2	1-3	0-0	40	0
Opponents	15-20	75.0	0-0	4-5	5-6	3-6	3-3	55	1

FG Sequence

Team Name	Purdue	Opponents
Iowa	41	(27),49,(23),44
Ohio St.	39,27,48	
Wisconsin	(34)	(38),(22),(48)
Fresno St.	43	20,(52)
Virginia Tech	(43),50	(41)
Illinois	(40)	(24),(53)
Nebraska	37	(55)
Michigan	(32),(31)	(30),(31)
Minnesota		(38),(42),39,(39)
Syracuse		44

Numbers in (parentheses) indicate field goal was made

Total Offense

Player	g	plays	rush	pass	total	avg/g
Hudson Card	10	412	118	2112	2230	223.0
Devin Mockobee	10	142	715	0	715	71.5
Tyrone Tracy Jr.	9	86	508	0	508	56.4
Dylan Downing	10	46	198	0	198	19.8
Deion Burks	10	2	16	0	16	1.6
Bennett Meredith	2	4	0	7	7	3.5
Addai Lewellen	1	1	-2	0	-2	-2.0
Team	10	0	-5	0	-5	-0.5
Total	10	696	1548	2119	3667	366.7
Opponents	10	677	1455	2442	3897	389.7

Punting

Player	no.	yds	avg	lg	tb	fc	i20	50+	blk
Jack Ansell	51	2083	40.8	65	5	16	15	7	0
Brendan Cropsey	2	74	37.0	39	0	0	0	0	0
Team	1	11	11.0	0	0	0	0	0	1
Total	54	2168	40.1	65	5	16	15	7	1
Opponents	45	2014	44.8	62	3	15	19	13	0

Kickoffs

Player	no.	yds	avg	tb	ob	retn	net	ydln
Caleb Krockover	33	1971	59.7	11	4			
Ben Freehill	8	470	58.8	3	1			
Julio Macias	5	317	63.4	2	0			
Total	46	2758	60.0	16	5	21	37	28
Opponents	59	3759	63.7	40	2	11	39.1	25

All Purpose

Player	g	rush	rcv	pr	kr	ir	total	avg/g
Tyrone Tracy Jr.	9	508	91	0	253	0	852	94.7
Devin Mockobee	10	715	98	0	38	0	851	85.1
Deion Burks	10	16	529	0	0	0	545	54.5
TJ Sheffield	10	0	360	127	3	0	490	49.0
Abdur-Rahmaan Yaseen	6	0	329	0	0	0	329	54.8
Dylan Downing	10	198	44	0	0	0	242	24.2
Garrett Miller	9	0	220	0	0	0	220	24.4
Max Klare	5	0	196	0	0	0	196	39.2
Hudson Card	10	118	0	0	0	0	118	11.8
Jayden Dixon-Veal	9	0	118	0	0	0	118	13.1
Mershawn Rice	7	0	93	0	0	0	93	13.3
Andrew Sowinski	6	0	29	3	0	0	32	5.3
Dillon Thieneman	10	0	0	0	0	26	26	2.6
Botros Alisandro	10	0	0	0	0	16	16	1.6
Marquis Wilson	5	0	0	15	0	0	15	3.0
Jaron Tibbs	5	0	8	0	0	0	8	1.6
Cam Allen	10	0	0	0	0	5	5	0.5
Elijah Canion	3	0	4	0	0	0	4	1.3
Addai Lewellen	1	-2	0	0	0	0	-2	-2.0
Team	10	-5	0	0	0	0	-5	-0.5
Total	10	1548	2119	145	294	47	4153	415.3
Opponents	10	1455	2442	95	437	122	4551	455.1



Team Defense

##	Player	gp	Tackles				Sacks	Pass defense			Fumbles		blkd	
			ua	a	tot	tfl/yds	no-yds	int-yds	brup	qbh	fr-yds	ff	kick	saf
31	Dillon Thieneman	10	60	28	88	1-4	.	3-26	2	1	.	2	.	.
21	Sanoussi Kane	10	49	21	70	6-16	1-4	.	6	2	.	1	.	.
4	Kydran Jenkins	10	35	11	46	13.5-76	7-65	.	1	8	2-55	1	.	.
14	Yanni Karlaftis	10	24	20	44	1.5-5	1.5-5	.	.	.	1-0	.	.	.
5	Nic Scourton	10	29	15	44	13-91	8-74	.	3	3	.	1	.	.
1	Markevious Brown	10	28	12	40	3-17	1-12	.	5	.	.	2	.	.
10	Cam Allen	10	22	5	27	1-3	.	2-5	4
19	Botros Alisandro	10	15	9	24	1-1	.	1-16	1
16	Marquis Wilson	5	15	5	20	.	.	.	6
8	O.C. Brothers	6	15	4	19	5-25	2-17	.	3	1
93	Isaiah Nichols	10	11	6	17	3-12	1-7	.	.	2
35	Malik Langham	10	10	6	16	1-1	1-1	.	.	1	1-0	.	.	.
42	Clyde Washington	10	10	6	16
0	Jeffrey M'ba	10	8	7	15	2-5	1-4	.	.	1
11	Antonio Stevens	10	12	2	14	2-0	.	.	.
95	Joe Anderson	10	8	5	13	2-2
92	Mo Omonode	10	8	3	11	0.5-5	0.5-5	.	.	1
15	Will Heldt	10	6	4	10	1-4	.	.	.	1
50	Sulaiman Kpaka	10	5	3	8	2.5-8	2-7	.	1
91	Cole Brevard	10	6	2	8	2.5-9	1-7	.	.	2	2-0	.	.	.
40	Hudson Miller	9	1	3	4
13	Derrick Rogers Jr.	10	3	1	4	.	.	.	2	2
7	Zion Steptoe	10	1	2	3
41	Ben Furtney	10	3	.	3
64	Ben Farrell	10	2	.	2
96	Khordae Sydnor	8	.	2	2	0.5-0	1	.
3	Tyrone Tracy Jr.	9	2	.	2
8	TJ Sheffield	10	1	.	1
52	Preston Nichols	10	1	.	1
24	Anthony Brown	10	1	.	1	1	.	.
46	Scotty Humpich	5	1	.	1	1-5	1-5
41	Caleb Krockover	9	.	1	1
97	Nick Taylor	10	1	.	1
47	Domanick Moon	5	.	1	1
30	Jack Ansell	10	1	.	1
22	Dylan Downing	10	1	.	1
45	Devin Mockobee	10	1	.	1
Totals		10	396	184	580	61-289	28-213	6-47	34	25	8-55	8	1	0
Opponents		10	384	262	646	62-268	20-155	8-122	36	23	6-0	11	3	0

Team Statistics

	PURDUE	OPP
Scoring	158	220
Points per game	22.6	31.4
Points Off Turnovers	24	28
First Downs	130	131
Rushing	60	52
Passing	60	67
Penalty	10	12
Rushing Yardage	1180	1057
Yards gained rushing	1364	1283
Yards lost rushing	184	226
Rushing attempts	253	260
Average per rush	4.7	4.1
Average per game	168.6	151.0
TDs Rushing	10	14
Passing Yardage	1294	1612
Comp-Att-Int	124-225-7	107-201-2
Average per pass	5.8	8.0
Average per catch	10.4	15.1
Average per game	184.9	230.3
TDs Passing	9	11
Total offense	2474	2669
Total plays	478	461
Average per play	5.2	5.8
Average per game	353.4	381.3
Kick returns: #-Yards	9-150	13-256
Punt returns: #-Yards	10-82	12-94
Int returns: #-Yards	2-42	7-108
Kick return average	16.7	19.7
Punt return average	8.2	7.8
Int return average	21.0	15.4
Fumbles-Lost	8-3	13-8
Penalties-Yards	41-376	40-302
Average per game	53.7	43.1
Punts-Yards	42-1680	31-1426
Average per punt	40.0	46.0
Net punt average	35.6	41.7
Kickoffs-Yards	30-1822	43-2726
Average per kick	60.7	63.4
Net kick average	37.4	40.6
Time of possession / game	29:19	30:40
3rd-down conversion	36/102	42/99
3rd-down pct	35%	42%
4rd-down conversion	5/13	4/7



	PURDUE	OPP
4rd-down pct	38%	57%
Sacks by-Yards	18-149	16-122
Misc Yards	0	0
Touchdowns scored	21	26
Field goals - attempts	4-9	13-16
On-Side kicks	0-2	0-2
Red-zone scores	(17-22) 77%	(27-29) 93%
Red-zone touchdowns	(13-22) 59%	(18-29) 62%
PAT-attempts	(18-19) 95%	(23-24) 96%
2-point conversion-attempts	(1-2) 50%	(1-2) 50%
Attendance	231407	266204
Games / Avg per game	4/57852	3/88735
Neutral site games	-	0/0

Score by Periods

Team	1st	2nd	3rd	4th	OT	TOT
Purdue	23	37	42	56	0	158
Opponents	64	54	37	65	0	220

Rushing

Player	gp	att	gain	loss	net	avg	td	lg	avg/g
Devin Mockobee	7	93	536	7	529	5.7	3	65	75.6
Tyrone Tracy Jr.	6	69	438	22	416	6.0	4	33	69.3
Dylan Downing	7	34	167	13	154	4.5	1	25	22.0
Hudson Card	7	55	217	140	77	1.4	2	21	11.0
Deion Burks	7	1	6	0	6	6.0	0	6	0.9
Addai Lewellen	1	1	0	2	-2	-2.0	0	0	-2.0
Total	7	253	1364	184	1180	4.7	10	65	168.6
Opponents	7	260	1283	226	1057	4.1	14	67	151.0

Passing

Player	gp	effic	comp-att-int	pct	yds	td	lg	avg/g
Hudson Card	7	111.2	122-221-7	55.2	1287	9	52	183.9
Bennett Meredith	2	64.7	2-4-0	50.0	7	0	8	3.5
Total	7	110.4	124-225-7	55.1	1294	9	52	184.9
Opponents	7	136.7	107-201-2	53.2	1612	11	73	230.3

Receiving

Player	gp	no.	yds	avg	td	lg	avg/g
Deion Burks	7	27	308	11.4	4	44	44.0
Garrett Miller	7	24	212	8.8	2	28	30.3
TJ Sheffield	7	18	229	12.7	2	43	32.7
Jayden Dixon-Veal	7	14	118	8.4	1	29	16.9
Tyrone Tracy Jr.	6	9	76	8.4	0	52	12.7
Abdur-Rahmaan Yaseen	3	7	111	15.9	0	30	37.0
Devin Mockobee	7	7	48	6.9	0	24	6.9
Max Klare	2	7	45	6.4	0	18	22.5
Mershawn Rice	4	4	93	23.3	0	43	23.3
Andrew Sowinski	4	3	29	9.7	0	12	7.3
Dylan Downing	7	2	13	6.5	0	8	1.9
Elijah Canion	1	1	4	4.0	0	4	4.0
Jaron Tibbs	5	1	8	8.0	0	8	1.6
Total	7	124	1294	10.4	9	52	184.9
Opponents	7	107	1612	15.1	11	73	230.3

Punt Returns

Player	no.	yds	avg	td	lg
TJ Sheffield	10	82	8.2	0	48
Total	10	82	8.2	0	48
Opponents	12	94	7.8	0	32

Interceptions

Player	no.	yds	avg	td	lg
Botros Alisandro	1	16	16.0	0	16
Dillon Thieneman	1	26	26.0	0	26
Total	2	42	21.0	0	26
Opponents	7	108	15.4	0	41

Kick Returns

Player	no.	yds	avg	td	lg
Tyrone Tracy Jr.	6	109	18.2	0	25
Devin Mockobee	2	38	19.0	0	19
TJ Sheffield	1	3	3.0	0	3
Total	9	150	16.7	0	25
Opponents	13	256	19.7	0	39

Fumble Returns

Player	no.	yds	avg	td	lg
Kydran Jenkins	2	55	27.5	1	55
Malik Langham	1	0	0.0	1	0
Cole Brevard	2	0	0.0	0	0
Antonio Stevens	2	0	0.0	0	0
Yanni Karlaftis	1	0	0.0	0	0
Total	8	55	6.9	2	55
Opponents	3	0	0.0	0	0



Scoring

Player	td	fg	PAT						pts
			kick	rush	rcv	pass	dxp	saf	
Tyrone Tracy Jr.	4	-	-	-	-	-	-	-	24
Deion Burks	4	-	-	-	-	-	-	-	24
Devin Mockobee	3	-	-	-	-	-	-	-	18
Julio Macias	-	2-6	9-10	-	-	-	-	-	15
Ben Freehill	-	2-3	8-8	-	-	-	-	-	14
Hudson Card	2	-	-	-	-	1	-	-	12
Garrett Miller	2	-	-	-	-	-	-	-	12
TJ Sheffield	2	-	-	-	-	-	-	-	12
Malik Langham	1	-	-	-	-	-	-	-	6
Dylan Downing	1	-	-	-	-	-	-	-	6
Kydran Jenkins	1	-	-	-	-	-	-	-	6
Jayden Dixon-Veal	1	-	-	-	-	-	-	-	6
Andrew Sowinski	-	-	-	-	1	-	-	-	2
Caleb Krockover	-	-	1-1	-	-	-	-	-	1
Total	21	4-9	18-19	0	1	1	0	0	158
Opponents	26	13-16	23-24	0	1	1	0	0	220

Field Goals

Player	fg	pct.	01-19	20-29	30-39	40-49	50-99	lg	blk
Julio Macias	2-6	33.3	0-0	0-1	1-2	1-3	0-0	40	0
Ben Freehill	2-3	66.7	0-0	0-0	2-3	0-0	0-0	32	1
Opponents	13-16	81.3	0-0	4-4	5-6	2-4	2-2	55	1

FG Sequence

Team Name	Purdue	Opponents
Iowa	41	(27),49,(23),44
Ohio St.	39,27,48	
Wisconsin	(34)	(38),(22),(48)
Illinois	(40)	(24),(53)
Nebraska	37	(55)
Michigan	(32),(31)	(30),(31)
Minnesota		(38),(42),39,(39)

Numbers in (parentheses) indicate field goal was made

Total Offense

Player	g	plays	rush	pass	total	avg/g
Hudson Card	7	276	77	1287	1364	194.9
Devin Mockobee	7	93	529	0	529	75.6
Tyrone Tracy Jr.	6	69	416	0	416	69.3
Dylan Downing	7	34	154	0	154	22.0
Bennett Meredith	2	4	0	7	7	3.5
Deion Burks	7	1	6	0	6	0.9
Addai Lewellen	1	1	-2	0	-2	-2.0
Total	7	478	1180	1294	2474	353.4
Opponents	7	461	1057	1612	2669	381.3

Punting

Player	no.	yds	avg	lg	tb	fc	120	50+	blk
Jack Ansell	39	1595	40.9	65	4	10	10	6	0
Brendan Cropsey	2	74	37.0	39	0	0	0	0	0
Team	1	11	11.0	0	0	0	0	0	1
Total	42	1680	40.0	65	4	10	10	6	1
Opponents	31	1426	46.0	62	3	11	14	9	0

Kickoffs

Player	no.	yds	avg	tb	ob	retn	net	ydln
Caleb Krockover	23	1411	61.3	7	4			
Ben Freehill	7	411	58.7	3	1			
Total	30	1822	60.7	10	5	12	37.4	27
Opponents	43	2726	63.4	27	2	8	40.6	24

All Purpose

Player	g	rush	rcv	pr	kr	ir	total	avg/g
Devin Mockobee	7	529	48	0	38	0	615	87.9
Tyrone Tracy Jr.	6	416	76	0	109	0	601	100.2
TJ Sheffield	7	0	229	82	3	0	314	44.9
Deion Burks	7	6	308	0	0	0	314	44.9
Garrett Miller	7	0	212	0	0	0	212	30.3
Dylan Downing	7	154	13	0	0	0	167	23.9
Jayden Dixon-Veal	7	0	118	0	0	0	118	16.9
Abdur-Rahmaan Yaseen	3	0	111	0	0	0	111	37.0
Mershawn Rice	4	0	93	0	0	0	93	23.3
Hudson Card	7	77	0	0	0	0	77	11.0
Max Klare	2	0	45	0	0	0	45	22.5
Andrew Sowinski	4	0	29	0	0	0	29	7.3
Dillon Thieneman	7	0	0	0	0	26	26	3.7
Botros Alisandro	7	0	0	0	0	16	16	2.3
Jaron Tibbs	5	0	8	0	0	0	8	1.6
Elijah Canion	1	0	4	0	0	0	4	4.0
Addai Lewellen	1	-2	0	0	0	0	-2	-2.0
Total	7	1180	1294	82	150	42	2748	392.6
Opponents	7	1057	1612	94	256	108	3127	446.7



Team Defense

##	Player	gp	Tackles				Sacks	Pass defense			Fumbles		blkd	
			ua	a	tot	tfl/yds		int-yds	brup	qbh	fr-yds	ff	kick	saf
31	Dillon Thieneman	7	34	23	57	1-4	.	1-26	2	1	.	2	.	.
21	Sanoussi Kane	7	37	18	55	5-11	1-4	.	5	2
14	Yanni Karlaftis	7	21	18	39	1.5-5	1.5-5	.	.	.	1-0	.	.	.
4	Kydran Jenkins	7	25	8	33	9.5-43	4-33	.	1	4	2-55	1	.	.
5	Nic Scourton	7	19	11	30	8.5-68	6-60	.	3	2	.	1	.	.
1	Markevious Brown	7	17	11	28	2-14	1-12	.	4	.	.	2	.	.
19	Botros Alisandro	7	13	8	21	1-1	.	1-16
10	Cam Allen	7	14	4	18	.	.	.	3
42	Clyde Washington	7	9	5	14
0	Jeffrey M'ba	7	7	5	12	1.5-4	1-4
11	Antonio Stevens	7	9	2	11	2-0	.	.	.
16	Marquis Wilson	2	9	2	11	.	.	.	1
95	Joe Anderson	7	5	5	10	1-1
92	Mo Omonode	7	7	3	10	0.5-5	0.5-5
35	Malik Langham	7	6	3	9	1	1-0	.	.	.
91	Cole Brevard	7	6	2	8	2.5-9	1-7	.	.	.	2-0	.	.	.
93	Isaiah Nichols	7	2	4	6	1-2	.	.	.	2
8	O.C. Brothers	3	4	2	6	2-17	1-13	.	1
15	Will Heldt	7	4	2	6	1-4
50	Sulaiman Kpaka	7	2	3	5	1.5-7	1-6	.	1
13	Derrick Rogers Jr.	7	3	1	4	.	.	.	2	2
40	Hudson Miller	6	1	2	3
96	Khordae Sydnor	5	.	2	2	0.5-0	1	.
41	Ben Furtney	7	2	.	2
64	Ben Farrell	7	2	.	2
8	TJ Sheffield	7	1	.	1
7	Zion Steptoe	7	1	.	1
24	Anthony Brown	7	1	.	1	1	.	.
52	Preston Nichols	7	1	.	1
41	Caleb Krockover	7	.	1	1
47	Domanick Moon	4	.	1	1
30	Jack Ansell	7	1	.	1
3	Tyrone Tracy Jr.	6	1	.	1
Totals		7	264	146	410	40-195	18-149	2-42	23	14	8-55	7	1	0
Opponents		7	257	188	445	45-202	16-122	7-108	21	18	3-0	4	3	0



#	Player	GP-GS	Fresno	VT	SU	Wisc	Illini	Iowa	OSU	Nebr	Mich	MINN
0	Jeffrey M'ba	10/0	XXX	XXX	XXX	XXX	XXX	XXX	XXX	XXX	XXX	XXX
0	Jayden Dixon-Veal	9/4	XXX	...	XXX	XXX	XXX	XXX	START	START	START	START
1	Hudson Card	10/10	START	START	START	START	START	START	START	START	START	START
1	Markevious Brown	10/9	START	START	START	START	START	START	START	START	XXX	START
2	Salim Turner-Muhammad	0/0
2	Abdur-Rahmaan Yaseen	6/6	START	START	START	START	START	START
3	Tyrone Tracy Jr.	9/7	XXX	START	XXX	START	START	START	...	START	START	START
4	Kydran Jenkins	10/10	START	START	START	START	START	START	START	START	START	START
4	Deion Burks	10/10	START	START	START	START	START	START	START	START	START	START
5	Elijah Canion	3/0	XXX	XXX	XXX
5	Nic Scourton	10/10	START	START	START	START	START	START	START	START	START	START
6	Curtis Deville Jr.	0/0
7	Zion Steptoe	10/0	XXX	XXX	XXX	XXX	XXX	XXX	XXX	XXX	XXX	XXX
7	Jahmal Edrine	0/0
8	O.C. Brothers	6/5	START	START	START	START	XXX	START
8	TJ Sheffield	10/6	START	XXX	START	XXX	START	START	START	START	XXX	XXX
9	Mershawn Rice	7/0	XXX	XXX	XXX	...	XXX	...	XXX	XXX	XXX	...
9	Joe Strickland	0/0
10	Cam Allen	10/6	START	START	START	START	START	XXX	START	XXX	XXX	XXX
11	Antonio Stevens	10/2	XXX	XXX	XXX	XXX	XXX	XXX	XXX	XXX	START	START
12	Braxton Myers	0/0
13	Derrick Rogers Jr.	10/4	XXX	XXX	XXX	XXX	XXX	START	START	XXX	START	START
13	Jaron Tibbs	5/0	XXX	XXX	XXX	XXX	XXX	...
14	Yanni Karlaftis	10/6	XXX	XXX	XXX	XXX	START	START	START	START	START	START
14	Jake Wilson	0/0
15	Will Heldt	10/0	XXX	XXX	XXX	XXX	XXX	XXX	XXX	XXX	XXX	XXX
15	Ryan Browne	0/0
16	Marquis Wilson	5/5	START	START	START	START	START
17	Christian Gelov	0/0
17	Arhmad Branch	0/0
18	Bennett Meredith	2/0	XXX	XXX
19	Kyle Adams	0/0
19	Botros Alisandro	10/1	XXX	XXX	XXX	XXX	XXX	XXX	XXX	XXX	START	XXX
20	Bishop Johnson	0/0
20	Winston Berglund	0/0
21	Sanoussi Kane	10/9	START	START	START	START	START	START	START	START	START	XXX
22	Dylan Downing	10/0	XXX	XXX	XXX	XXX	XXX	XXX	XXX	XXX	XXX	XXX
22	Owen Davis	0/0
23	Ethon Cole	0/0
23	Mondrell Dean	1/0	XXX
24	Anthony Brown	10/0	XXX	XXX	XXX	XXX	XXX	XXX	XXX	XXX	XXX	XXX
25	Zion Gunn	0/0
25	Iain Ramage	0/0
26	Andrew Sowinski	6/2	XXX	XXX	XXX	XXX	START	START
27	Trey Firestone	4/0	XXX	XXX	XXX	XXX
27	Zeke Williams	0/0
28	Addai Lewellen	1/0	XXX
29	Jaxon Mull	0/0
29	Christian Womack	0/0
30	Jack Ansell	10/0	XXX	XXX	XXX	XXX	XXX	XXX	XXX	XXX	XXX	XXX
31	Dillon Thieneman	10/10	START	START	START	START	START	START	START	START	START	START
32	Joseph Jefferson II	9/0	XXX	...	XXX	XXX	XXX	XXX	XXX	XXX	XXX	XXX
33	Elijah Jackson	0/0
34	Damarjhe Lewis	2/0	XXX	...	XXX
34	Ben Van Noord	3/0	XXX	XXX	XXX
35	Malik Langham	10/10	START	START	START	START	START	START	START	START	START	START
35	Hayden Parise	0/0
36	Roman Pitre	0/0
37	Joey Sumlin	0/0
38	Luke Pettaway	0/0



#	Player	GP-GS	Fresno	VT	SU	Wisc	Illini	Iowa	OSU	Nebr	Mich	MINN
39	Ben Freehill	6/0	XXX	XXX	XXX	XXX	XXX	XXX
40	Hudson Miller	9/0	XXX	XXX	XXX	XXX	XXX	XXX	...	XXX	XXX	XXX
41	Ben Furtney	10/0	XXX	XXX	XXX	XXX	XXX	XXX	XXX	XXX	XXX	XXX
41	Caleb Krockover	9/0	XXX	...	XXX	XXX	XXX	XXX	XXX	XXX	XXX	XXX
42	Clyde Washington	10/3	XXX	XXX	XXX	XXX	XXX	START	XXX	START	XXX	START
43	Landon Heard	0/0
44	Daniel Hawthorne	0/0
45	Devin Mockobee	10/4	START	START	START	XXX	XXX	XXX	START	XXX	XXX	XXX
45	Julio Macias	5/0	...	XXX	...	XXX	XXX	XXX	XXX
46	Scotty Humpich	5/0	XXX	XXX	XXX	XXX	XXX
47	Brendan Cropsey	10/0	XXX	XXX	XXX	XXX	XXX	XXX	XXX	XXX	XXX	XXX
47	Domanick Moon	5/0	XXX	...	XXX	XXX	...	XXX	XXX	...
48	Bennett Boehnlein	0/0
50	Sulaiman Kpaka	10/0	XXX	XXX	XXX	XXX	XXX	XXX	XXX	XXX	XXX	XXX
52	Preston Nichols	10/10	START	START	START	START	START	START	START	START	START	START
53	Gus Hartwig	7/7	START	START	START	START	START	START	START
54	Josh Kaltenberger	8/3	...	START	START	XXX	XXX	XXX	XXX	XXX	...	START
55	Malachi Preciado	3/0	XXX	XXX	XXX
56	Jayden Scruggs	0/0
57	Tom Ewing	0/0
58	Austin Johnson	9/1	START	XXX	XXX	XXX	XXX	XXX	...	XXX	XXX	XXX
59	Vince Carpenter	0/0
61	Aaron Roberts	0/0
62	Ben Kuhns	1/0	XXX
63	Marcus Mbow	6/6	START	START	START	START	START	START
64	Ben Farrell	10/4	XXX	XXX	XXX	XXX	XXX	XXX	START	START	START	START
67	Drew Woodruff	0/0
68	Jimmy Liston	2/0	XXX	XXX
72	Andre Oben	0/0
73	Daniel Johnson	3/1	XXX	XXX	START	...
74	Luke Griffin	7/0	XXX	XXX	XXX	XXX	XXX	XXX	XXX
75	Jalen Grant	10/10	START	START	START	START	START	START	START	START	START	START
76	Ethan Trent	0/0
77	Mahamane Moussa	8/8	START	START	START	START	START	START	START	START
78	Bakyne Coly	0/0
80	Ryne Shackelford	0/0
81	George Burhenn	9/0	...	XXX	XXX	XXX	XXX	XXX	XXX	XXX	XXX	XXX
82	Drew Biber	10/0	XXX	XXX	XXX	XXX	XXX	XXX	XXX	XXX	XXX	XXX
83	Andrew Adkison	0/0
84	Nolan Buckman	0/0
85	Luke Jones	4/0	XXX	XXX	XXX	XXX
86	Max Klare	5/4	START	XXX	START	START	START
87	Maddix Bogunia-Bright	0/0
88	Garrett Miller	9/7	...	START	XXX	START	XXX	START	START	START	START	START
89	Paul Piferi	0/0
91	Cole Brevard	10/10	START	START	START	START	START	START	START	START	START	START
91	Ben Buechel	1/0	XXX
92	Mo Omonode	10/0	XXX	XXX	XXX	XXX	XXX	XXX	XXX	XXX	XXX	XXX
93	Isaiah Nichols	10/10	START	START	START	START	START	START	START	START	START	START
94	J.P. Deeter	0/0
95	Joe Anderson	10/0	XXX	XXX	XXX	XXX	XXX	XXX	XXX	XXX	XXX	XXX
96	Khordae Sydnor	8/0	XXX	XXX	XXX	XXX	XXX	XXX	XXX	XXX
97	Nick Taylor	10/0	XXX	XXX	XXX	XXX	XXX	XXX	XXX	XXX	XXX	XXX
97	Jamarrion Harkless	0/0
98	Drake Carlson	0/0
99	Prince Boyd Jr.	0/0

