

PURDUE

FOOTBALL

GAME 12 // SATURDAY, NOV. 30 // 7 PM // FS1 // BLOOMINGTON, IND. // MEMORIAL STADIUM (52,626)

PURDUE BOILERMAKERS

Head Coach: Ryan Walters (Colorado, 2008)

Record at Purdue: 5-18 (2nd) Career Record: Same

Last Game: 24-17, Loss, at Michigan State

Rankings (AP/C/CFP) - / - / -



1-10 | 0-8 (BIG)



10-1 | 7-1 (BIG)

INDIANA HOOSIERS

Head Coach: Curt Cignetti (West Virginia, 1982)

Record at Indiana: 10-1 (1st) Career Record: 129-36 (14th)

Last Game: 38-15, Loss, at No. 2 Ohio State

Rankings (AP/C/CFP) 10 / 10 / -

SERIES AT A GLANCE

Record:	77-42-6
In West Lafayette:	40-23-4
In Bloomington:	36-19-2
Neutral:	1-0
Streak:	Purdue - 3
Last Win:	Purdue 35, Indiana 31 - Home - 11/25/2023
Last Meeting:	Purdue 35, Indiana 31 - Home - 11/25/2023
First Meeting:	Purdue 60, Indiana 0 - Home - 11/4/1891
Walters vs. Cignetti:	0-0
Walters vs. Indiana:	1-0
Purdue vs. Cignetti:	1-0

BY THE NUMBERS

PURDUE	INDIANA
17.2	41.3
Points	
37.5	16.0
Points Allowed	
124.6	168.2
Rush Yards	
197.0	76.1
Rush Yards Allowed	
195.7	257.6
Pass Yards	
243.9	184.9
Pass Yards Allowed	
320.4	425.7
Total Offense	
440.9	261.0
Total Defense	

A WIN WOULD...

- Keep the Bucket at home for the fourth straight year.
- Be the sixth win in the last seven matchups with Indiana.
- Make Ryan Walters the ninth coach at Purdue to start 2-0 against Indiana.

STAT LEADERS

RUSHING: Devin Mockobee - 124 attempts, 666 yards, 4 TDs

PASSING: Hudson Card - 138-235, 1,606 yards, 9 TDs

RECEIVING: Max Klare - 46 receptions, 649 yards, 4 TDs

SCORING: Spencer Porath - 38 points, 17-17 PAT, 7-9 FGs

TACKLES: Dillon Thieneman - 94 total, 63 solo

TACKLES-for-LOSS: Kydran Jenkins - 12 TFLs

SACKS: Kydran Jenkins, Will Heldt - 6.5 sacks

INTERCEPTIONS: Kydran Breedlove - 3 INTs

MEDIA CONTACTS

Primary - Adam Kuffner / 662-816-0497 / kuffner@purdue.edu

Assoc. A.D. - Patrick Crawford / 337-412-4220 / pcrawf@purdue.edu

Secondary - Ian MacDougall / 317-313-7486 / imacdoug@purdue.edu

Secondary - Brian Minutolo / 903-830-0686 / weber261@purdue.edu

BROADCAST INFORMATION

TELEVISION - FS1

Play-by-Play

Analyst

Sideline

Tim Brando

Devin Gardner

Josh Sims

SIRIUS/XM

Purdue Broadcast

Ch. 132 or 196

RADIO - PURDUE SPORTS RADIO NETWORK

Flagship

Play-by-Play

Analyst

Producer

Sideline

Free Online

96.5 FM WAZY

Tim Newton

Kelly Kitchel

Rob Blackman

Derek Schultz

Varsity Network

STORY LINES

- Purdue Football closes out the 2024 campaign with the annual Old Oaken Bucket Game. The Boilermakers travel south to Bloomington for a Saturday night matchup against No. 10 Indiana. Kickoff is set for 7 p.m. ET on FS1.
- While Purdue leads the all-time series 77-42-6, the Boilermakers also hold a 63-32-3 advantage when the Old Oaken Bucket is on the line. Saturday will mark the 99th time that the Bucket is up for grabs.
- The Boilermakers have won the past three matchups in the rivalry, their longest streak since rattling off five straight from 2002-06, including a 35-31 victory last season that was Purdue's 300th victory at Ross-Ade Stadium.
- Saturday's contest marks the fourth time in the final six games of the season that Purdue faces a Top 10 team. The Boilermakers will play their fifth Top 10 team this season and are the only program in the country to have had to face four of the nation's current Top 5.
- Purdue has only faced a ranked Indiana team four times throughout history.
- The Boilermakers held Michigan State scoreless in the second half last week, one possession away from pulling off the biggest comeback in program history. Purdue trailed 24-3 at halftime before limiting the Spartans to zero points and 73 yards of total offense in the second half, including 0-for-7 on third down after the break.
- Hudson Card threw for a career-high 342 yards at Michigan State last week.
- One of the nation's leading tacklers as an All-American a season ago, sophomore Dillon Thieneman ranks second in the Big Ten and fourth nationally in solo tackles (5.7 per game) this year. The 2023 Big Ten Freshman of the Year has recorded 63 solo tackles, the most by any defensive back in the country.
- Thieneman's 94 total tackles are 21 more than the next Big Ten defensive back.
- Thieneman is two solo tackles away from being just the third defensive back over the past 20 seasons to record at least 65 solo tackles as a freshman and sophomore (Andrew Wingard - 2015-16 - Wyoming, Davonte Shannon - 2007-08 - Buffalo).
- Starting center Gus Hartwig has a 84.9 pass blocking grade from PFF, second best in the Big Ten and 13th nationally among centers, while not giving up a sack and allowing only one hit on the quarterback.
- Senior linebacker Kydran Jenkins is the conference leader in sacks wearing a Big Ten uniform, recording 23.0 throughout his career to also rank sixth in Purdue history.
- Tight end Max Klare leads the Boilermakers in receptions (46), receiving yards (649) and receiving touchdowns (4), ranking second among Big Ten tight ends and seventh nationally in receiving yards.
- Klare is on pace to become the first Purdue tight end to lead the team in receptions since current tight ends coach Justin Sinz hauled in 41 receptions (240 yards, four touchdowns) during the 2013 season.
- Running back Devin Mockobee is 55 yards away from being the eighth Boilermaker in program history to eclipse 2,500 career rushing yards. Mockobee ranks 10th all-time with 2,445 yards on the ground.

NUMBERS TO KNOW

1

Purdue is the only team in the country to have played at least four of the nation's current Top 5 teams (No. 1 Oregon, No. 2 Ohio State, No. 4 Penn State, No. 5 Notre Dame).

2

Dillon Thieneman picked off two passes in last year's Old Oaken Bucket Game, setting a new Purdue freshman record for interceptions in a single season (6).

99

Saturday's game is the 99th edition of the Old Oaken Bucket Game. Purdue leads the series 63-32-3 when the Old Oaken Bucket is on the line.

360

In last year's win over IU, Hudson Card recorded 360 yards of offense to become the first Purdue QB since Drew Brees (2000) to pass for at least 275 yards and run for at least 85 yards in the same game.

2024 SCHEDULE

 INDIANA STATE Aug. 31 Win, 49-0 (4-8)	 NOTRE DAME Sept. 14 Loss, 66-7 (10-1)	 OREGON STATE Sept. 21 Loss, 38-21 (5-6)	 NEBRASKA Sept. 28 Loss, 28-10 (6-5)	 WISCONSIN Oct. 5 Loss, 52-6 (5-6)	 ILLINOIS Oct. 12 Loss, 50-49 (OT) (8-3)	 OREGON Oct. 18 Loss, 35-0 (11-0)	 NORTHWESTERN Nov. 2 Loss, 26-20 (OT) (4-7)	 OHIO STATE Nov. 9 Loss, 45-0 (10-1)	 PENN STATE Nov. 16 Loss, 49-10 (10-1)	 MICHIGAN STATE Nov. 22 Loss, 24-17 (5-6)	 INDIANA Nov. 30 7 PM FS1 (10-1)
--	--	--	--	--	--	---	---	--	--	---	--





DEPTH CHART

OFFENSE

QB	1	Hudson Card	Sr.	6-3	210
	15	Ryan Browne	R-Fr.	6-4	210
	5	Marcos Davila	Fr.	6-3	233
RB	45	Devin Mockobee	Jr.	6-0	207
-or-	23	Reggie Love III	Sr.	5-11	215
	3	Jaheim Merriweather	Fr.	6-2	210
WR	7	Jahmal Edrine	Jr.	6-2	215
	16	Shamar Rigby	Fr.	6-3	187
	12	Leland Smith	So.	6-4	219
WR	13	Jaron Tibbs	So.	6-3	214
	26	Andrew Sowinski	Sr.	6-0	205
	0	Jayden Dixon-Veal	Sr.	6-0	190
WR	9	CJ Smith	So.	6-3	195
	8	De'Nylon Morrisette	So.	6-1	200
	4	Kam Brown	Sr.	6-1	185
TE	86	Max Klare	So.	6-4	240
	82	Drew Biber	Jr.	6-5	245
	81	George Burhenn	So.	6-5	240
LT	71	Corey Stewart	Sr.	6-6	318
	79	Joey Tanona	So.	6-5	304
LG	77	Mahamane Moussa	Jr.	6-4	300
	54	Luke Griffin	Sr.	6-5	340
C	53	Gus Hartwig	Sr.	6-5	305
	75	Jalen Grant	Sr.	6-3	285
RG	55	DJ Wingfield	Sr.	6-4	316
	72	Jaden Ball	Fr.	6-5	300
RT	63	Marcus Mbow	Jr.	6-5	300
	78	Bakyne Coly	Jr.	6-7	302

DEFENSE

DL	0	Jeffrey M'Ba	Sr.	6-6	302
	98	Drake Carlson	R-Fr.	6-3	290
DL	91	Cole Brevard	Sr.	6-3	333
	92	Mo Omonode	Jr.	6-0	286
-or-	97	Jamarrion Harkless	R-Fr.	6-3	346
DL	95	Joe Anderson	Sr.	6-4	290
	18	Demeco Kennedy	Fr.	6-2	291
RUSH	15	Will Heldt	So.	6-6	265
	17	Shitta Sillah	Sr.	6-4	251
LB	4	Kydran Jenkins	Sr.	6-1	253
	22	Owen Davis	R-Fr.	6-3	245
LB	40	Hudson Miller	So.	6-0	235
	14	Yanni Karlaftis	Jr.	6-3	235
RUSH	99	Jireh Ojata	Sr.	6-4	267
	23	Trey Smith	R-Fr.	6-4	245
DB	2	Nyland Green	Jr.	6-1	186
	19	Botros Alisandro	Jr.	6-1	186
	16	Hudauri Hines	Fr.	6-1	203
DB	31	Dillon Thieneman	So.	6-0	207
	25	Ty Hudkins	Fr.	5-11	197
DB	11	Antonio Stevens	Sr.	6-2	217
	24	Anthony Brown	So.	6-0	195
DB	6	Smiley Bradford	Fr.	6-0	195
	13	Koy Beasley	Fr.	5-10	187
DB	10	Kyndrich Breedlove	Jr.	5-11	185
	12	Tarrion Grant	Fr.	6-2	197

SPECIAL TEAMS

K	35	Spencer Porath	Fr.	5-11	201
	39	Ben Freehill	Sr.	6-1	195
KO	39	Ben Freehill	Sr.	6-1	195
	35	Spencer Porath	Fr.	5-11	201
H	48	Bennett Boehnlein	So.	6-3	220
	30	Keelan Crimmins	Jr.	6-3	223
P	30	Keelan Crimmins	Jr.	6-3	223
	48	Bennett Boehnlein	So.	6-3	220
LS	44	Nick Levy	Jr.	5-10	230
	43	Claude Strnad	R-Fr.	6-3	230

KR	23	Reggie Love III	Sr.	5-11	215
	45	Devin Mockobee	Jr.	6-0	207
KR	33	Elijah Jackson	R-Fr.	5-10	191
	12	Leland Smith	So.	6-4	219
PR	31	Dillon Thieneman	So.	6-0	207
	26	Andrew Sowinski	Sr.	6-0	205





BOILER NOTES

OLD OAKEN BUCKET HISTORY

- While Saturday's game will be the 126th meeting between the Boilermakers and Hoosiers, this year's matchup will be just the 99th edition of the Old Oaken Bucket Game.
- Since 1925, Purdue and Indiana have played annually for the Old Oaken Bucket. The Boilermakers lead the Bucket portion of the all-time series 63-32-3, including 18 wins in the last 26 showdowns that started at the beginning of the Joe Tiller era.
- Purdue has won five of the past six matchups (game was not played in 2020 due to COVID-19).
- The Chicago alumni groups of both schools came up with the idea for a traveling trophy, and Russell Gray of Purdue and Clarence Jones of Indiana were given the task of finding an appropriate object. They recommended that "an old oaken bucket would be a most typical trophy from this state and should be taken from a well somewhere in Indiana." Purdue's Fritz Ernst and Wiley J. Huddle of Indiana found the fabled bucket, in a bad state of repair, covered with moss and mold, on the Bruner farm between Kent and Hanover in southern Indiana.
- The Bruner farm was settled in the 1840s, and family lore suggests the bucket might have been used by Confederate General John Hunt Morgan and his soldiers during their incursion into Indiana in 1863 during the Civil War.
- George Ade, distinguished humorist from Purdue, and Harry Kurrie, president of the Monon Railroad, representing Indiana, formally introduced the Old Oaken Bucket in 1925. The Boilermakers and Hoosiers subsequently battled to a 0-0 tie Nov. 21 at Ross-Ade Stadium, resulting in an "I-P" link being attached to the bucket.
- Throughout its history, the bucket has been kidnapped by partisans from both schools – a couple of times missing so long that it was given up as lost, only to turn up mysteriously just before or after the annual game.

KEEPING THE BUCKET

- Purdue has won five of the past six matchups in the rivalry game, while keeping the Old Oaken Bucket for the past three seasons.
- The Boilermakers are looking to beat the Hoosiers for a fourth year in a row. The current three-game winning streak is Purdue's longest in the rivalry since rattling off five straight from 2002-06.
- Purdue has averaged 36.3 points per game over the last three matchups against Indiana, while holding the Hoosiers to 18.0 points per game.
- The Boilermakers won last year's season finale 35-31. Hudson Card led Purdue to the victory, recording 360 yards of offense (275 passing, 85 rushing) and four touchdowns (three passing, one rushing) to become the first quarterback since Drew Brees (2000) to pass for at least 275 yards and rush for at least 85 yards in the same game. Dillon Thieneman picked off a pair of passes to set a new Purdue single-season record for INTs by a freshman (6).

THE TOUGHEST SCHEDULE IN COLLEGE FOOTBALL

- Purdue entered the 2024 season as one of only two teams (Florida) in the country to have four preseason Top 10 teams on its schedule. Turns out, the slate proved to be even harder, perhaps one of the most difficult in college football history.
- The Boilermakers are the only team in the country to have four of the nation's Top 5 on their schedule (No. 1 Oregon, No. 2 Ohio State, No. 4 Penn State, No. 5 Notre Dame).
- Saturday's contest will be Purdue's sixth against a ranked team, including the fifth ranked in the current Top 10.
- Four of the Boilermakers' final six games on the schedule feature Top 10 teams. Three during the second half of the season were against Top 5 opponents.

SECOND HALF SHUTOUT

- Trailing 24-3 at the half against Michigan State last week, the Boilermakers did not give up and nearly pulled off the biggest comeback in program history before falling just short 24-17.
- The Purdue defense shut out the Spartans in the second half, limiting them to only 73 yards of total offense that included punts on five of six drives and an 0-for-7 rate on third down.
- It marked the fourth time that the Boilermakers have kept an opponent scoreless in a half this season (complete game shutout vs. Indiana State, first half vs. Nebraska).
- The defense held the Spartans to 293 yards of total offense throughout the game, the fewest surrendered since the season-opening win over Indiana State. That included only 159 yards, the lowest by a Big Ten opponent this season.

LEADING THE O-LINE

- Center Gus Hartwig and right tackle Marcus Mbow have been the leaders on Purdue's offensive line this season.
- Both Boilermakers have started all 11 games this season, bringing a total of 78 starts between the duo (Hartwig - 47, Mbow - 31).
- Hartwig has earned an 84.9 pass blocking grade from PFF, not allowing a sack and only surrendering one hit on the quarterback. His pass blocking grade ranks second in the Big Ten and 13th nationally among centers. Hartwig's 74.7 offensive grade ranks second in the conference and 16th nationally.
- Going up against No. 2 Oregon, Mbow earned a spot on the PFF National Team of the Week for battling the Ducks' difficult defensive line.
- Mbow has a 76.9 run blocking grade by PFF, ranking sixth among Big Ten tackles.

MAD MAX

- Max Klare has not missed a beat this season after his 2023 campaign was cut short due to injury.
- The sophomore tight end leads Purdue in receptions (46), receiving yards (649) and receiving touchdowns (4), on pace to become the first tight end to lead the Boilermakers in receiving since current tight ends coach Justin Sinz paced Purdue in 2013 (41 receptions).
- Klare ranks second in the Big Ten and seventh nationally in receiving yards by a tight end.
- Klare has led Purdue in receiving in eight of the team's 11 games this season.
- His 649 receiving yards rank seventh in a single season by a Purdue tight end and are the most since Brycen Hopkins' 830-yard season in 2019.
- He had his best game as a Boilermaker at No. 23 Illinois (Oct. 12), hauling in six receptions for a career-high 133 yards. It marked the most receiving yards by a Purdue tight end since Payne Durham's 150-yard night in the 2021 season opener and the sixth most by a Boilermaker tight end since 1996. Klare added 76 yards after catch as part of his receiving total.
- Klare has made multiple catches in 16 straight games he has appeared in, having only played in 17 throughout his collegiate career.
- He already ranks 11th all-time in receiving yards by a Purdue tight end with 845 over two seasons.
- Klare was also tabbed to the Comeback Player of the Year Award Watch List ahead of the year.

SERIES HISTORY

INSIDE THE MATCHUP

Record:	77-42-6
In West Lafayette:	40-23-4
In Bloomington:	36-19-2
Neutral:	1-0
Streak:	Purdue - 3
Last Win:	Purdue 35, Indiana 31 - Home - 11/25/2023
Last Meeting:	Purdue 35, Indiana 31 - Home - 11/25/2023
First Meeting:	Purdue 60, Indiana 0 - Home - 11/4/1891

LAST 10 MEETINGS

Date	Pur/Opp Rank	Result	Purdue	Opp	Location
11/30/2013		L	36	56	A
11/29/2014		L	16	23	A
11/28/2015		L	36	54	H
11/26/2016		L	24	26	A
11/25/2017		W	31	24	H
11/24/2018		W	28	21	A
11/30/2019		L-O	41	44	H
11/27/2021		W	44	7	H
11/26/2022		W	30	16	H
11/25/2023		W	35	31	H

TOP 100-YARD RUSHING GAMES VS. INDIANA (44)

276 Otis Armstrong (32) vs. Indiana, 11/25/1972 (Purdue record)
264 Mike Alstott (25) vs. Indiana, 11/24/1995
217 Markell Jones (31) vs. Indiana, 11/25/2017

TOP 300-YARD PASSING GAMES VS. INDIANA (9)

522 Kyle Orton (33-54) vs. Indiana, 11/20/2004
485 Danny Etling (33-49) at Indiana, 11/30/2013
448 Curtis Painter (38-54) vs. Indiana, 11/22/2008

TOP 100-YARD RECEIVING GAMES VS. INDIANA (28)

209 Kyle Ingraham (11) vs. Indiana, 11/20/2004
162 Brian Alford (5) vs. Indiana, 11/23/1996
159 Cliff Benson (8) vs. Indiana, 11/20/1982

ABOUT THE MATCHUP

- Indiana and Purdue will meet for the 126th time on Saturday, for the 14th longest rivalry in Division I college football.
- Purdue's last visit to Bloomington in 2022 saw Purdue clinch the Big Ten West title behind a 30-16 win.
- The Boilermakers opened the series with six straight wins between 1891 and 1898.
- Saturday's matchup is just the 17th time when one or both of the teams has been ranked and the first since 2003.
- The two sides have met every year since 1920, with the exception of a mutually canceled game in 2020.

OUR LAST MATCHUP VS. INDIANA

PURDUE 35, INDIANA 31 - NOV. 25, 2023 - WEST LAFAYETTE, IND.

- Down by 10 at the end of the third quarter, Purdue stormed back with 17 fourth quarter points to down rival Indiana in a 35-31 thriller in the Old Oaken Bucket Game, keeping the in-state trophy in West Lafayette for the third straight season.
- After going down 28-18 with 1:43 to play in the third, Purdue opened the fourth quarter with a 38-yard touchdown pass from quarterback Hudson Card to running back Devin Mockobee on fourth down.
- With just over five minutes to play and trailing by three, Card authored a five-play, 65-yard drive that resulted in the game-winning touchdown, keeping it himself for a 10-yard rushing score up the middle.
- Card led Purdue to a win over Indiana in the Old Oaken Bucket Game, recording 360 yards of offense (275 passing, 85 rushing) and four touchdowns (three passing, one rushing) to become the first quarterback since Drew Brees (2000) to pass for at least 275 yards and rush for at least 85 yards in the same game.





NATIONAL RANKINGS

	FBS	BIG	Stat
3rd Down Pct	117	17	.341
3rd Down Pct Defense	129	17	.482
4th Down Pct	133	18	.235
4th Down Pct Defense	128	18	.733
Blocked Kicks	9	1	3
Blocked Kicks Allowed	92	11	2
Blocked Punts	19	4	1
Blocked Punts Allowed	84	11	1
Completion Percentage	99	15	.584
Defensive TDs	52	9	1
Fewest Penalties	48	11	61
Fewest Penalties Per Game	47	11	5.6
Fewest Penalty Yards	74	13	584
Fewest Penalty Yards Per Game	73	13	53.1
First Downs Defense	124	18	258
First Downs Offense	127	17	170
Fumbles Lost	82	14	7
Fumbles Recovered	130	18	1
Kickoff Return Defense	53	9	19.2
Kickoff Returns	91	11	18.7
Net Punting	30	5	40.9
Passes Had Intercepted	38	8	7
Passes Intercepted	121	17	4
Passing Offense	101	15	195.7
Passing Yards Allowed	104	16	243.9
Passing Yards per Completion	67	7	12.0
Punt Return Defense	58	6	6.6
Punt Returns	81	14	6.9
Red Zone Defense Pct	124	17	.930
Red Zone Offense Pct	114	15	.765
Rushing Defense	113	18	197.0
Rushing Offense	102	13	124.6
Sacks Allowed	106	16	2.7
Scoring Defense	129	18	37.5
Scoring Offense	128	17	17.2
Tackles for Loss Allowed	103	16	6.4
Passing Efficiency	94	13	126.5
Passing Efficiency Defense	128	18	160.6
Team Sacks	76	11	1.8
Team Tackles for Loss	84	10	5.2
Time of Possession	120	18	27:10
Total Defense	119	18	440.9
Total Offense	122	16	320.4
Turnover Margin	119	18	-0.82
Turnovers Gained	131	18	5
Turnovers Lost	50	10	14
Winning Percentage	131	18	.091

ACTIVE CAREER LEADERS (PURDUE STATS ONLY)

Rushing Yards	Devin Mockobee	2,445
Rushing Touchdowns	Devin Mockobee	19
Passing Yards	Hudson Card	3,993
Passing Touchdowns	Hudson Card	24
Receptions	Max Klare	68
Receiving Yards	Max Klare	845
Receiving Touchdowns	Max Klare	4
Total Offense Yards	Hudson Card	3,688
Points Scored	Devin Mockobee	126
Kickoff Return Yards	Elijah Jackson	145
All-Purpose Yards	Devin Mockobee	3,107
Punt Average	Keelan Crimmins	44.9
Tackles	Kydran Jenkins	202
Tackles-for-Loss	Kydran Jenkins	43.5
Sacks	Kydran Jenkins	23.0
Interceptions	Dillon Thieneman	6
Passes Defended	Dillon Thieneman	8
Forced Fumbles	3 Tied	2
Fumble Recoveries	Cole Brevard	2
	Kydran Jenkins	2
Blocked Kicks	Kydran Jenkins	1
	Damarjhe Lewis	1
	Joe Anderson	1
Blocked Punts	Leland Smith	1

BOILER NOTES

HERE COMES THE MOCK TRAIN

- From walk-on to phenom, Devin Mockobee has certainly made a name for himself in his time in West Lafayette.
- For the third straight season, Mockobee leads the Purdue rushing attack. The junior has recorded 666 yards with four rushing touchdowns to pace the Boilermakers in both categories.
- Mockobee sits ninth on Purdue's all-time rushing list (2,445), passing legendary College Football Hall of Fame running back Leroy Keyes (2,094) against Nebraska (Sept. 28). He also sits 10th with 19 career rushing touchdowns, passing another College Football Hall of Famer (Otis Armstrong) by finding the end zone against Northwestern (Nov. 2).
- The junior is 55 yards away from becoming just the eighth Boilermaker in history to rack up 2,500 career rushing yards.
- With 11 carries for 102 yards at No. 23 Illinois (Oct. 12), Mockobee became the seventh Boilermaker to produce at least eight 100-yard rushing games over a career and the first since Kory Sheets (2005-08) recorded nine over his career.
- He rushed for a season-high 168 rushing yards at Oregon State (Sept. 21), becoming the sixth Boilermaker since 1996 to record a 100-yard rushing game in three separate seasons.
- He started his career by setting a new Purdue freshman record with 968 rushing yards while also adding nine touchdowns.
- After being put on scholarship in the first official act of the Walters era, he led the team in rushing once again with 807 yards and six touchdowns in 2023.
- In doing so, Mockobee became the first Boilermaker to lead the team in rushing in back-to-back seasons since Markell Jones, who did it three years running (2015-17).
- The Boonville, Ind., native is one of only four Big Ten players to rush for more than 800 yards in each of the past two seasons.

DT THE TACKLING MACHINE

- After pacing Purdue and becoming one of the nation's leading tacklers as a freshman, Dillon Thieneman is back atop the Boilermakers' chart for tackles in 2024.
- The sophomore defensive back leads Purdue in total tackles (94) and solo tackles (63), besting all Big Ten defensive backs in both categories.
- Thieneman's 5.7 solo tackles per game rank second in the Big Ten and fourth nationally.
- His 63 solo tackles rank are the most by any defensive back in the country, and he is two solo stops away from becoming just the third DB over the past 20 years to record 65 solo tackles as a freshman and as a sophomore (Andrew Wingard - 2015-16 - Wyoming, Davonte Shannon - 2007-08 - Buffalo).
- Six tackles against Indiana would make Thieneman just the second Big Ten defensive back (since 2005) to make 100 tackles in back-to-back seasons as well as the fifth nationally to do it as a freshman and sophomore.
- Thieneman is one of only 26 Big Ten defensive backs over the past 20 seasons to record at least 50 solo tackles in two different seasons, including just the third to do it during both freshman and sophomore campaigns (Ricardo Allen - Purdue, Ibraheim Campbell - Northwestern).
- A season ago, Thieneman led the team with 106 tackles, ranking fifth in the Big Ten among all players and the most by any freshman in the country.
- His 74 solo tackles in 2023 led all freshmen nationwide and set a new Purdue freshman record.

HIGHWAY TO HELDT

- After recording only 12 tackles throughout his freshman season, sophomore rush end Will Heldt has made 54 tackles this season. He ranks second on the team in sacks (5.0) and tackles-for-loss (9.0).
- Heldt recorded his first career touchdown with a 16-yard scoop-and-score at No. 23 Illinois (Oct. 12).
- At Wisconsin (Oct. 5), Heldt recorded a career-high eight tackles to pace Purdue.
- Heldt started the season with a team-high seven tackles, 3.0 tackles-for-loss and 2.0 sacks in the win over Indiana State.
- Prior to the season opener, Heldt's career high in tackles were two.

ROSS-ADE PACKED ALL SEASON LONG

- With Purdue's home schedule in the books, the Boilermakers produced their highest average home attendance (59,887) in nearly two decades as Ross-Ade Stadium was packed all season long.
- The average home attendance was Purdue's highest since 2005 (62,996), above Ross-Ade's current capacity of 61,441.
- The mark was 975 percent of the stadium's capacity.
- Purdue sold out three games against Notre Dame, Nebraska and Northwestern, which matched the highest attendance at Ross-Ade Stadium since 2014 when renovations began that trimmed capacity by nearly 10,000 seats.
- Purdue's attendance of 59,488 against Indiana State was the largest in a season opener for Purdue since 2005.
- With more than 42,000 season ticket holders, including more than 5,000 new season ticket holders, season tickets sold out for the 2024 season.
- Student season tickets also sold out five hours after going on sale, a record-breaking time.
- Purdue's in-state matchup against Notre Dame sold out one day after going on sale to the public.

TACKLES-4-LOSS

- One of the major anchors of the defense is senior Kydran Jenkins (KAY-dran), who ranks sixth in Purdue history with 23.0 career sacks and 10th with 43.5 tackles-for-loss.
- The senior linebacker leads the Boilermakers in TFLs (12.0) and sacks (6.5), while ranking second in tackles (78).
- Jenkins sacks per game (0.59) ranks sixth in the Big Ten.
- Jenkins had a huge game against Oregon State (Sept. 21), recording a career-high 16 tackles to go along with 3.0 TFLs and 2.0 sacks. With his second sack of the contest, he became the eighth Boilermaker in program history to make 20 career sacks.
- As a junior, Jenkins finished second in the Big Ten in tackles-for-loss with 15.5 on the year, ranking 18th in the country and the most by a Boilermaker since George Karlaftis in 2019 (17.0).
- He garnered All-Big Ten Honorable Mention for the second straight year in 2023.
- A versatile player, Jenkins moved from RUSH END to middle linebacker ahead of the 2024 campaign, a position he played in high school and a spot the coaching staff believed would do more to impress NFL scouts.

NO FLAGS

- Against No. 2 Ohio State, Purdue did not commit a penalty for the first time in a game since 2015 (Oct. 10, 2015 vs. Minnesota).
- Since 1996, it marked only the third time that the Boilermakers were not flagged for a penalty during a contest.
- Purdue has only been called for two penalties (20 yards) over the past two games.
- The Boilermakers have had three games this season in which they have committed two penalties-or-less (at Oregon State, vs. Northwestern, at Ohio State).





BOILER NOTES

LOVIN' THE INTS

- An important part of Purdue's nickel defense, Kyndrich Breedlove produced a breakout game at Wisconsin (Oct. 5).
- The Nashville, Tennessee, native hauled in interceptions on back-to-back drives in the second quarter for Purdue's first INTs of the season.
- Breedlove's performance marked just the eighth time in the last decade that a Boilermaker recorded two interceptions in one game and the first since Dillon Thieneman did it in the 2023 season finale victory over Indiana.
- He added his third INT of the season against No. 2 Oregon (Oct. 18), becoming the 13th Boilermaker over the past decade to pick off three passes in a season.

OT HEARTBREAKS

- Purdue has rallied from double-digit deficits twice this season, mounting fourth quarter comebacks to force overtime.
- The Boilermakers trailed by 24 in the second half against No. 23 Illinois before coming back and grabbing the lead late in the game. Purdue fell in overtime after the two-point conversion was unsuccessful.
- Last week against Northwestern, Purdue fell into a 17-3 hole in the first half before holding the Wildcats to only three points in the second half. A Devin Mockobee touchdown with five minutes to go forced overtime, but the visitors prevailed in the extra frame.
- Purdue has played in two overtime games during a regular season for the first time in program history. The only other time the Boilermakers had two OT games in an entire season was the 2003 campaign, a set back to No. 4 Ohio State in Columbus (Nov. 15, 2003) and a loss to No. 11 Georgia in the Capital One Bowl (Jan. 1, 2004).

BLOCK PARTY

- With three on the season, Purdue leads the Big Ten and ranks ninth in the country in blocked kicks (two field goals, one punt). No, Zach Edey is not part of the Boilermakers' special teams unit.
- In the Big Ten opener against Nebraska (Sept. 28), Purdue blocked a pair of Cornhusker field goals. Defensive linemen Joe Anderson and Damarjhe Lewis earned the first field goal blocks of their careers to help the Boilermakers hold the Huskers scoreless in the first half.
- Prior to the contest, the last time Purdue blocked two field goals in a game was Sept. 3, 2011 against Middle Tennessee.
- The other block came from wide receiver Leland Smith, who blocked a punt in the season-opening victory over Indiana State (Aug. 31).

WHAT CAN BROWNE DO FOR YOU?

- Making his first career start in place of an injured Hudson Card, redshirt freshman Ryan Browne rose to the occasion and nearly led Purdue to the biggest comeback in program history at No. 23 Illinois (Oct. 12).
- Browne recorded 415 yards of offense, throwing for 297 while adding 118 on the ground to join Brandon Kirsch (2002) as the only Purdue quarterbacks since 1970 to record 250 passing yards and 100 rushing yards in the same game.
- The Clarkston, Michigan, native also became just the sixth Boilermaker quarterback to eclipse 100 yards rushing in a game, joining Phipps, Bob Bobrowski, Gary Danielson, Rob Henry and Kirsch. His 118 rushing yards were the most by a Purdue quarterback since Henry at 132 at Northwestern on Oct. 9, 2010.
- Browne's day on the ground eclipsed his 85-yard day he had in relief against Northwestern a season ago, but he joined Drew Brees as the only Purdue quarterbacks (since 1996) to produce a pair of 80-yard rushing games.
- For his performance against the Illini, Browne earned a 90.9 grade from PFF, the best by a Purdue QB on the road since at least 2008.
- Browne hit Max Klare for a 20-yard touchdown strike against No. 4 Penn State when he came on in relief of Card.

SECOND HALF SPARK PLUG

- Trailing 27-3 in the second half at No. 23 Illinois (Oct. 12), the Purdue offense caught fire and scored 46 points after halftime (most points after halftime since at least 1980).
- The Boilermakers recorded 382 yards of total offense in the second half, averaging 11.9 yards per play.
- Ryan Browne threw for 288 of his 297 passing yards in the second half.
- Five different Boilermakers found the end zone after halftime: Jahmal Edrine, Will Heldt, Devin Mockobee (2), Jaron Tibbs, Arhmad Branch (OT).
- Purdue was a perfect 6-for-6 in the red zone in the game, including 5-for-5 in the second half (four touchdowns, one field goal).

MAKE ROOM FOR ZOOM

- After missing the first seven games of the season due to injury, the fastest Boilermaker made his Purdue debut.
- Wide receiver CJ Smith, nicknamed "Zoom," caught four passes for 55 yards against Northwestern in his first game for the Old Gold and Black.
- Smith's day included a spectacular 38-yard reception over a Wildcat defender on third down that kept the drive alive.
- The sophomore nearly set a new career high, just two yards short of his 57-yard day in a win over UT Martin as a member of the Georgia Bulldogs last season.

OUR AUSSIE

- Keelan Crimmins has quickly become Purdue's most reliable punter in at least seven seasons.
- Crimmins is third in the Big Ten and ranks 16th nationally with a 44.9-yard average. He is on pace to be the fourth Boilermaker to average over 44 yards in a season going back to 1976.
- He is on pace for the second-highest season punt average in program history behind Ray Guy Award winner Travis Dorsch (48.1 yards per punt).
- He finished with a trio of punts longer than 50 yards against Penn State.
- Against Notre Dame, Crimmins punted 10 times for a 47.3-yard clip with a pair of balls over 50 yards and three inside the 20-yard line.
- It was only the sixth time a Big Ten punter averaged over 47 yards when punting 10 times. Iowa has three of them.
- His career-long 64-yard kick against the Irish was just the 20th ball of 64 or more yards by Purdue punter since 1996.
- He tallied a 46.7-yard average against Indiana State on three boots.
- The Aussie was the No. 3-ranked punter by ProKick Australia.
- He played cricket and high level Australian Rules Football.
- Crimmins is the second straight Purdue punter from Australia, joining Jack Ansell (2021-23), who also wore No. 30.

STARTING THEM YOUNG

- True freshmen Tarrion Grant and Shamar Rigby turned heads during preseason camp to earn starting spots on opening day.
- Grant and Rigby joined Dillon Thieneman, George Karlaftis, Jalen Graham and Ja'Whaun Bentley as the only true freshmen to start week one for the Boilermakers in the 21st Century.
- They were the first rookie duo to start together since Karlaftis and Graham suited up in 2019.
- Based on in-depth research, Rigby is the first offensive player to start a season opener for Purdue in over 25 years.
- Fellow freshmen Smiley Bradford and Spencer Porath have earned starts at defensive back and kicker, respectively, this year.

LAST TIME OUT

MICHIGAN STATE 24, PURDUE 17

Nov. 22, 2024 | East Lansing, Mich.

Purdue	3	0	7	7	17
Michigan State	7	17	0	0	24

PURDUE LEADERS

RUSHING: Devin Mockobee - 9 att, 14 yds**PASSING:** Hudson Card - 26-47, 342 yds, 1 TD**RECEIVING:** Max Klare - 7 rec, 83 yds, 1 TD**TACKLES:** Dillon Thieneman - 11 total, 7 solo**TACKLES-for-LOSS:** Kydran Jenkins - 2.0 TFLs**SACKS:** Kydran Jenkins - 1.0 Sacks**INTERCEPTIONS:** None

Purdue pitched a shutout in the second half and outgained Michigan State 338-293 overall for the game, but a 24-3 deficit proved too much to overcome in a 24-17 loss.

Purdue held the Spartans to 73 yards of total offense and 0-of-7 on third down in the final 30 minutes, while Card threw for 201 yards and a touchdown in the second half.

FBS TOP-50 / BIG TEN TOP-10
INDIVIDUAL RANKINGS

Player	Category	FBS	BIG	Stat
K. Breedlove	Interceptions Per Game	51	8	0.3
	Total Interceptions	36	5	3
H. Card	Passing Yards Per Completion	74	10	11.6
K. Crimmins	Punting	16	4	44.9
J. Edrine	Yards Per Reception	72	8	15.9
W. Heldt	Fumbles Recovered	89	6	1
K. Jenkins	Sacks	38	6	0.6
	Total Tackles	98	10	7.1
D. Mockobee	Rush Yards Per Carry	63	9	5.4
D. Thieneman	Solo Tackles	4	2	5.7
	Total Tackles	31	4	8.5



**HUDSON CARD****QUARTERBACK**

SR • 6-3 • 210

AUSTIN, TEXAS • LAKE TRAVIS • TEXAS

COMPLETIONS	ATTEMPTS	YARDS	TOUCHDOWNS	INTERCEPTIONS
138	235	1606	9	5

SEASON / CAREER HIGHS**COMPLETIONS**2024 26 - at Michigan State - 11/22/24
Career 32 - vs. Syracuse - 9/16/23**ATTEMPTS**2024 47 - at Michigan State - 11/22/24
Career 47 - at Michigan State - 11/22/24**PASSING YARDS**2024 342 - at Michigan State - 11/22/24
Career 342 - at Michigan State - 11/22/24**PASSING TOUCHDOWNS**2024 4 - vs. Indiana State - 8/31/24
Career 4 - vs. Indiana State - 8/31/24**LONG PASS**2024 52 - vs. Notre Dame - 9/14/24
Career 84 - vs. Fresno State - 9/2/23**RUSHING YARDS**2024 16 - vs. Indiana State - 8/31/24
Career 54 - vs. Wisconsin - 9/22/23**LONG RUSH**2024 12 - vs. Indiana State - 8/31/24
Career 32 - vs. UTSA - 09/17/22***CARD CAREER LINE**

Year	Passing							Rushing			
	GP	GS	C-A-I	Yds.	TDs	Long	Pct.	Att.	Yds.	TDs	Long
2020	2	0	1-3-0	5	0	5	33.3	4	11	0	7
2021	8	2	51-83-1	590	5	52	61.4	26	17	1	13
2022	12	3	75-108-1	928	6	45	69.4	17	46	0	32
2023	11	11	215-365-8	2387	15	84	58.9	93	203	5	25
2024	9	9	138-235-6	1606	9	52	58.7	45	-31	0	23
Purdue	20	20	353-600-14	3993	24	84	58.8	138	172	5	25
Total	42	25	480-794-16	5516	35	84	60.5	185	246	6	32

2024 AS A SENIOR AT PURDUE

Date	Opponent	CMP	ATT	INT	%	YDS	TD	Long	ATT	YDS	TD	Long
8/31	Indiana State	24	25	0	96.0	273	4	43	3	16	0	12
9/14	Notre Dame	11	24	2	45.8	124	1	52	6	-42	0	1
9/21	at Oregon State	7	17	1	41.2	56	1	32	3	33	0	23
9/28	Nebraska	18	25	1	72.0	174	1	19	7	-22	0	10
10/5	at Wisconsin	11	21	0	52.4	111	0	22	5	5	0	1.0
10/12	at Illinois	Did Not Play										
10/18	Oregon	Did Not Play										
11/2	Northwestern	21	37	0	56.8	267	1	32	6	4	0	9
11/9	at Ohio State	9	19	0	47.4	108	0	29	6	-9	0	12
11/16	Penn State	11	20	0	55.0	151	0	30	3	4	0	6
11/22	at Michigan State	26	47	1	55.3	342	1	38	6	-20	0	3
11/30	at Indiana											

CARD IN 2024

- Connected on 24-of-25 passes (96%) against Indiana State to match the single-game FBS record (min. 20 completions) and set the Purdue record for completion percentage, named to Earl Campbell Tyler Rose Award Player of the Week honorable mention
- Tabbed to the Manning Award, Johnny Unitas Golden Award, Earl Campbell Tyler Rose Award and Senior Bowl Watch List
- Missed games against Illinois and Oregon due to injury, returned against Northwestern
- PFF's highest graded quarterback from the Big Ten in Week 10 in game against Northwestern.

CARD'S CAREER

- Earned All-Big Ten Honorable Mention by the media during his first season at Purdue in 2023
- Was one of two Big Ten quarterbacks with 15 passing and five rushing touchdowns last season (Taulia Tagovailoa, Maryland) last season
- Joined Drew Brees, Mike Phipps, Curtis Painter and Billy Dicken as the only Purdue quarterbacks since 1956 with 15 passing and five rushing scores in a season in 2023
- Garnered Manning Award Star of the Week (Nov. 27) Earned two Earl Campbell Tyler Rose Honor Roll Awards on (Nov. 14) and (Nov. 28)
- Joined the list of Boilermaker signal callers from the Austin, Texas area, alongside legend Drew Brees on the list of Purdue QBs to hail from the state capital. The pair sat on either side of the Battle of the Lakes rivalry between Lake Travis (Card) and Westlake (Brees) and are amongst a large list of top talent to have come from the two programs, including Nick Foles, Garrett Gilbert, Baker Mayfield and Justin Tucker
- Spent his first three seasons at Texas, appearing in 22 games with four starts
- Named All-America, two-time all-state honoree, 2020 Under Armour All-America Game participant
- Tabbed No. 67 nationally, No. 3 at dual threat quarterback, and No. 11 overall in Texas according to 247Sports, and No. 4 at dual threat quarterback and No. 9 overall in Texas by ESPN

**RYAN BROWNE****QUARTERBACK**

R-FR • 6-4 • 210

CLARKSTON, MICH • VENICE

COMPLETIONS	ATTEMPTS	YARDS	TOUCHDOWNS	INTERCEPTIONS
40	68	513	4	1

SEASON / CAREER HIGHS**COMPLETIONS**2024 18 - at Illinois - 10/12/24
Career 18 - at Illinois - 10/12/24**ATTEMPTS**2024 26 - at Illinois - 10/12/24
Career 26 - at Illinois - 10/12/24**PASSING YARDS**2024 297 - at Illinois - 10/12/24
Career 297 - at Illinois - 10/12/24**PASSING TOUCHDOWNS**2024 3 - at Illinois - 10/12/24
Career 3 - at Illinois - 10/12/24**LONG PASS**2024 62 - at Illinois - 10/12/24
Career 62 - at Illinois - 10/12/24**RUSHING YARDS**2024 118 - at Illinois - 10/12/24
Career 118 - at Illinois - 10/12/24**LONG RUSH**2024 23 - at Illinois - 10/12/24
Career 23 - at Illinois - 10/12/24**BROWNE CAREER LINE**

	Passing							Rushing			
Year	GP	GS	C-A-I	Yds.	TDs	Long	Pct.	Att.	Yds.	TDs	Long
2023	1	0	12-16-2	104	0	28	75.0	21	85	0	12
2024	7	2	40-68-1	513	4	62	58.8	43	165	0	23
Total	8	2	52-84-3	617	4	62	61.9	64	250	0	23

2024 AS A REDSHIRT FRESHMAN AT PURDUE

Date	Opponent	CMP	ATT	INT	%	YDS	TD	Long	ATT	YDS	TD	Long
8/31	Indiana State	6	10	0	60.0	62	0	16	3	10	0	8
9/14	Notre Dame	Did Not Play										
9/21	at Oregon State	Did Not Play										
9/28	Nebraska	Did Not Play										
10/5	at Wisconsin	1	1	0	100.0	6	0	6	2	-10	0	2
10/12	at Illinois	18	26	0	69.2	297	3	61	17	118	0	20
10/18	Oregon	9	19	1	47.4	93	0	23	14	48	0	23
11/2	Northwestern	3	3	0	100.0	15	0	13	2	8	0	6
11/9	at Ohio State	0	2	0	0.0	0	0	0	2	-5	0	12
11/16	Penn State	3	7	0	42.9	40	1	20	3	-4	0	5
11/22	at Michigan State	Did Not Play										
11/30	at Indiana											

BROWNE IN 2024

- Joined Brandon Kirsch (2002) as the only Purdue quarterbacks since 1970 to record 250 passing yards and 100 rushing yards in the same game
- Became just the sixth Boilermaker quarterback to eclipse 100 yards rushing in a game
- Joined Drew Brees as the only Purdue quarterbacks (since 1996) to produce a pair of 80-yard rushing games
- Posted the highest PFF grade (90.9) by a Purdue quarterback on the road since at least 2008
- Tabbed the Shaun Alexander Player of the Week after performance vs. Illinois


BROWNE'S CAREER

- Appeared in one game as a freshman, against Northwestern, going 12-of-16 for 104 yards
- Also rushed for 85 yards on 21 carries against the Wildcats last year
- Three-star recruit
- Ranked No. 8 in New York and No. 60 at QB by 247Sports
- Florida's 8A Player of the Year and Mr. Football runner up
- Lead Venice to a 14-1 record and a state championship in 2021
- Named the MVP of the state title game after throwing four touchdowns and 250 yards
- Earned First-Team All-State honors





THE OFFENSE

**45 • DEVIN MOCKOBBE** (MOCK-ah-bee)

Jr. • RB • 6-0 • 207 • Boonville, Ind. • Boonville

GP/GS	ATT.	YDS	TD	LG	YPC	YPG
11/11	124	666	4	63	5.4	60.5

LAST GAME - 9 att, 14 yds, 1 TD

- Ninth in Purdue history in rushing yards (2,445), 10th in touchdowns (19), sixth in 100-yard games (8)
- Ninth in the Big Ten with 5.4 yards per carry and 12th in rushing yards (666)
- Honorable Mention All-Big Ten (Coaches, Media) in 2023, Fourth Team All-Big Ten (Phil Steele)
- Set the Purdue freshman record for rushing yards, 100-yard games and attempts in 2022 as a walk-on


**23 • REGGIE LOVE III**

Sr. • RB • 5-11 • 215 • St. Louis, Mo. • Trinity Catholic • Illinois

GP/GS	ATT.	YDS	TD	LG	YPR	YPG
11/0	83	372	2	22	4.5	33.8

LAST GAME - 4 att, 2 yds

- Scored rushing touchdowns against Indiana State and Oregon State
- Led Illinois in carries (116), rushing yards (567), yards per game (70.9), and touchdowns (4) in 2023
- Played for Purdue associate head coach Cory Patterson for two seasons in high school


**13 • JARON TIBBS** (juh-RON)

So. • WR • 6-3 • 214 • Indianapolis, Ind. • Cathedral

GP/GS	REC	YDS	TD	LG	YPC	YPG
11/10	23	365	2	53	12.2	27.7

LAST GAME - 4 rec, 73 yds (career high), 38-yd long (career long)

- Snagged four passes for a career-high 56 yards against Northwestern
- Recorded 51 receiving yards vs. Illinois, grabbed eight-yard touchdown pass
- Caught first career touchdown against Indiana State, caught five balls for 46 yards vs. Nebraska
- Three-star recruit tabbed as the No. 16 prospect from Indiana by 247Sports


**7 • JAHMAL EDRINE** (ja-MAL ED-ren)

Jr. • WR • 6-3 • 215 • Ft. Lauderdale, Fla. • Fort Lauderdale • FAU

GP/GS	REC	YDS	TD	LG	YPC	YPG
10/10	23	365	2	53	15.9	40.6

LAST GAME - 5 rec, 87 yds

- Grabbed his second touchdown as a Boilermaker against Northwestern
- Caught 53-yard touchdown vs. Illinois for first score as a Boilermaker
- Tabbed to the Comeback Player of the Year Award Watch List
- Missed last year after suffering an injury in preseason camp


**16 • SHAMAR RIGBY**

Fr. • WR • 6-3 • 187 • St. Petersburg, Fla. • Clearwater Central Catholic

GP/GS	REC	YDS	TD	LG	YPC	YPG
11/5	11	113	0	29	10.3	10.3

LAST GAME - 1 rec, 17 yds

- First true freshman on offense to start season opener at Purdue this century
- Consensus three-star recruit, No. 73 in Florida per On3
- Named all-state twice and led Clearwater Central Catholic to two state titles in 2022 and 2023

**8 • DE'NYLON MORRISSETTE**

So. • WR • 6-1 • 200 • Stone Mountain, Ga. • North Cobb • Georgia

GP/GS	REC	YDS	TD	LG	YPC	YPG
10/4	11	106	2	19	9.6	10.6

LAST GAME - 1 rec, 11 yds

- Scored first career touchdown in Purdue debut against Indiana State
- Appeared in 16 games for Georgia in two seasons, winning the 2022 National Championship

**86 • MAX KLARE**

So. • TE • 6-4 • 240 • Guilford, Ind. • St. Xavier

GP/GS	REC	YDS	TD	LG	YPC	YPG
11/11	46	649	4	62	14.1	59.0

LAST GAME - 7 rec, 83 yds, 1 TD

- Made multiple catches in 16 straight games he played (17 career games played)
- Seventh nationally among tight ends in receiving yards, second in the Big Ten
- One of 11 tight ends nationally with 14 yards per reception (min 25 rec.)
- Seventh in single-season receiving yards by a tight end at Purdue, 11th in career yards
- Named to the Comeback Player of the Year Award Watch List

**9 • CJ SMITH**

So. • WR • 6-3 • 195 • Apopka, Fla. • Mount Dora • Georgia

GP/GS	REC	YDS	TD	LG	YPC	YPG
3/3	6	69	0	32	11.5	23.0

LAST GAME - Did not play

- Made Purdue debut against Northwestern with 55 yards on four catches
- Joined Purdue in the spring of 2024, missed first seven games due to injury
- Appeared in 11 games at Georgia in two seasons, winning 2022 National Championship
- Four-star recruit, ranked as the No. 16 wide receiver recruit in the class of 2022 by ESPN

**82 • DREW BIBER** (BIB-er)

Jr. • TE • 6-5 • 245 • Cedarburg, Wis. • Cedarburg

GP/GS	REC	YDS	TD	LG	YPC	YPG
11/2	12	109	0	22	9.1	9.9

LAST GAME - 2 rec, 16 yds

- Set career highs in receptions (3) and receiving yards (24) against Nebraska
- Recorded first career touchdown in the Old Oaken Bucket Game against Indiana last year
- Three-star and No. 10-ranked recruit overall in Wisconsin by 247Sports.com

**53 • GUS HARTWIG**

Sr. • OL • 6-5 • 305 • Zionsville, Ind. • Zionsville

- Started at center in all 11 games
- Tabbed to Rimington Award Watch List for the third year, Campbell Award semifinalist
- Pass block grade of 84.9 per PFF, best by a Big Ten center and 13th nationally by a center
- 47 starts at Purdue are the most by any offensive Boilermaker on the team

**71 • COREY STEWART**

Sr. • OL • 6-6 • 318 • Nashville, Tenn. • East Nashville • Ball State

- Started at left tackle the last 10 games, after missing season opener due to injury
- Joined Purdue after a First Team All-MAC campaign at Ball State in 2023
- Entered the season with 28 consecutive starts over final three seasons at Ball State

**77 • MAHAMANE MOUSSA** (ma-HA-men MOO-sa)

Jr. • OL • 6-4 • 300 • Indianapolis, Ind. • Pike

- Started at left guard in all 11 games
- Missed final two games of the year in 2023 due to injury, after starting 18 games in two years
- Three-star and No. 17-ranked recruit in Indiana by Rivals in the class of 2022

**55 • DJ WINGFIELD**

Jr. • 6-5 • 280 • Los Angeles, Calif. • Redondo Union • El Camino • New Mexico

- Started at right guard in all 11 games
- Joined Purdue in 2024 after playing nine games at New Mexico in 2023
- Started 22 games in two years at El Camino Junior College to earn SCFA All-Second Team

**63 • MARCUS MBOW** (like bow and arrow)

Jr. • 6-5 • 300 • Milwaukee, Wis. • Wauwatosa East

- Started at right tackle in all 11 games
- Has a run block grade of 76.9 per PFF, sixth best by a Big Ten tackle
- Tabbed College Football News' Freshman All-America Second Team in 2022

**39 • BEN FREEHILL**

Sr. • K • 6-1 • 195 • Gibson City, Ill. • Melvin-Sibley • Oklahoma State

FGM-A	FG%	PAT	LONG	-29	30-39	40-49	50+
2-4	.500	3-3	40	1-2	0-0	1-2	0-0

LAST GAME - 1-2 FG, 40 yd, 2-2 PAT, 4 KO, 3 TB

- Handled all kicking duties last two games, connected on a 40-yarder against Michigan State
- Kickoff specialist this year, onside kick vs. Illinois was Purdue's first recovery since 2019
- Hit a career-long 44-yard kick against Indiana, while serving as field goal kicker last year

**35 • SPENCER PORATH** (poor-RATH)

Fr. • K • 5-11 • 201 • Brownsburg, Ind. • Brownsburg

FGM-A	FG%	PAT	LONG	-29	30-39	40-49	50+
7-11	.778	17-17	45	6-7	0-3	1-1	-

LAST GAME - Did not play

- Fourth on Purdue's freshman field goal chart
- Made his first field goal against Nebraska
- 2023 U.S. Army Bowl All-American, IFCA Top 50 All-State team, On3 Indiana Mr. Football Kicker in 2023



DILLON THIENEMAN

DEFENSIVE BACK

SO • 6-0 • 207
WESTFIELD, IND. • WESTFIELD

TACKLES	SOLOS	TFLS	PBU	INTERCEPTIONS
94	63	4.5	6	0

SEASON / CAREER HIGHS

TACKLES

2024 14 - at Oregon State - 9/21/24
Career 14 - 2x last at Oregon State - 9/21/24

SOLO TACKLES

2024 8 - at Ohio State, 11/9/24
Career 10 - 2x vs. Syracuse - 9/16/23

TACKLES-FOR-LOSS

2024 1 - 4x last - at Michigan State - 11/22/24
Career 1 - 5x last - at Michigan State - 11/22/24

FORCED FUMBLES

2024 None
Career 2 - at Nebraska - 10/28/23

INTERCEPTIONS

2024 None
Career 2 - vs. Indiana - 11/25/23

THIENEMAN'S RANKINGS

CATEGORY	NCAA	BIG	STAT
Total Tackles Per Game	31	4	8.5
Total Tackles by Defensive Backs	10	1	83
Solo Tackles Per Game	4	2	5.7
Solo Tackles	4	1	63
Solo Tackles by Defensive Backs	1	1	63

THIENEMAN IN 2024

- Is in his second season as one of the top defensive backs in all of college football
- Opened the year with a pair of solo tackles and three punt returns for 29 yards vs. Indiana State
- Posted a team-high nine tackles vs. Notre Dame, for his ninth time leading the team in stops
- Matched career high with 14 tackles on the road at Oregon State
- Leads the team in tackles and solo tackles, ranking sixth and second, respectively, in the Big Ten in both categories
- Posted his eighth career double-digit tackle game against Michigan State
- Has the most solo tackles by a defensive back over the last two years
- One of seven defensive backs to record 130 or more solo tackles between their freshman and sophomore seasons since 2005

AN ALL-AMERICAN START

- Purdue's seventh player named Big Ten Freshman of the Year, and fifth defensive back in league history (Stuart Schweigert, Charles Woodson, Jabrill Peppers and Brandon Joseph)
- The 50th All-American in program history, Purdue's first All-America defensive back since Steve Jackson in 1990 (Gannett News Service) as well as the first AP All-America Boilermaker since College Football Hall of Famer Rod Woodson (1986).
- Ended the campaign ranked third nationally in interceptions (6) and solo tackles (74), leading all freshmen and setting new Purdue freshman records.
- His six interceptions were double the nearest freshmen, while his 74 solo tackles ranked first amongst all Big Ten defenders
- Passed Stuart Schweigert's freshman record of five interceptions in a season with six
- Was the eighth Boilermaker with six picks in a season, the first since Ricardo Allen in 2013
- Broke Rod Woodson's Purdue freshman record of solo tackles in a single season, who ended his 1983 freshman campaign with 67 solo tackles
- Thieneman was one of two freshmen since 2005 to record 100 tackles and five interceptions.
- Targeted just 11 times last year as the primary defender in coverage, the lowest of any defensive back with at least 300 snaps. Of the 11 targets, six resulted in interceptions and two were broken up

THIENEMAN QUOTABLES

"Dillon Thieneman might be the most feared defensive back in the country."

- David Hale (ESPN)

"He's got range that I don't think 80% of NFL safeties have right now."

- Dalton Wasserman (PFF College)

"This is a guy that is going to play a decade in the NFL, and I can't wait to watch his career."

- Jake Butt (BTN Analyst)

"He is as much of a freak athlete we have at any position in college football right now."

- Dalton Wasserman (PFF College)

"He is the best single-high safety in college football." - Max Chadwick (PFF College)

"It's like he was created in a lab somewhere...Have I coached anybody like him before? No I haven't. Not as talented as he is." - Ryan Walters

THIENEMAN CAREER LINE

Year	Games	Starts	Solo	Ast	Total	TFL	PBU	FF	FR	BLK	Sacks	INT
2023	12	12	74	32	106	2.0	2	2	0	0	0	6
2024	11	11	63	31	94	4.5-12	6	0	0	0	1	0
Total	23	23	137	63	200	6.5-18	8	2	0	0	1	6

2024 AS A SOPHOMORE AT PURDUE

Date	Opponent	Solo	AST	TOT	TFL-YDS	SACK-YDS	FF-FR-YDS	INT-YDS	QBH	BRK
8/31	Indiana State	2	0	2	0-0	0-0	0-0-0	0-0	0	0
9/14	Notre Dame	6	3	9	1.0-2	1.0-0	0-0-0	0-0	0	0
9/21	at Oregon State	7	7	14	0-0	0-0	0-0-0	0-0	0	0
9/28	Nebraska	6	3	9	0-0	0-0	0-0-0	0-0	0	0
10/5	at Wisconsin	6	2	8	1.0-1	0.0	0-0-0	0-0	0	3
10/12	at Illinois	6	2	8	0.5-0	0-0	0-0-0	0-0	0	0
10/18	Oregon	3	2	5	0-0	0-0	0-0-0	0-0	0	0
11/2	Northwestern	7	3	10	0-0	0-0	0-0-0	0-0	0	1
11/9	at Ohio State	8	3	11	0-0	0-0	0-0-0	0-0	0	1
11/16	Penn State	6	2	8	1.0-2	0-0	0-0-0	0-0	0	0
11/22	at Michigan State	7	4	11	1.0-0	0-0	0-0-0	0-0	0	1
11/30	at Indiana									

2023 AS A FRESHMAN AT PURDUE

Date	Opponent	Solo	AST	TOT	TFL-YDS	SACK-YDS	FF-FR-YDS	INT-YDS	QBH	BRK
9/02	Fresno St.	10	0	10	0-0	0-0	0-0-0	1-0	0	0
9/09	at Virginia Tech	6	1	7	0-0	0-0	0-0-0	1-0	0	0
9/16	Syracuse	10	4	14	0-0	0-0	0-0-0	0	0	0
9/22	Wisconsin	3	4	7	0-0	0-0	0-0-0	0	1	0
9/30	Illinois	5	2	7	0-0	0-0	0-0-0	0	0	1
10/07	at Iowa	7	1	8	0-0	0-0	0-0-0	1-26	0	0
10/14	Ohio St.	4	5	9	0-0	0-0	0-0-0	0-0	0	0
10/28	at Nebraska	7	5	12	1.0-4	0-0	2-0-0	0-0	0	0
11/04	at Michigan	3	2	5	0-0	0-0	0-0-0	0-0	0	1
11/11	Minnesota	5	4	9	0-0	0-0	0-0-0	0-0	0	0
11/18	at Northwestern	6	4	10	0-0	0-0	0-0-0	1-0	0	0
11/25	Indiana	8	0	8	1.0-	0-0	0-0-0	2-32	0	0

THIENEMAN RANKINGS IN 2023

CATEGORY	NCAA	BIG	STAT
Interceptions Per Game	3	2	6
Interceptions Per Game by a Freshman	1	1	6
Solo Tackles Per Game	3	2	6.2
Solo Tackles Per Game by a Freshman	1	1	6.2
Total Tackles Per Game	31	5	8.8
Total Tackles Per Game by a Freshman	1	1	8.8

THIENEMAN'S TROPHY CABINET

2024

- Second Team AP Preseason All-America, Walter Camp, Sporting News, Phil Steele, Athlon
- First Team Preseason All-Big Ten (Phil Steele, Athlon Sports)
- Chuck Bednarik Award, Bronko Nagurski Trophy, Jim Thorpe Award, Lott IMPACT Trophy Watch Lists

2023

- FWAA Defensive Freshman of the Year
- Thompson-Randle El Big Ten Freshman of the Year
- 247Sports True Freshman of the Year
- Shaun Alexander Freshman of the Year Finalist
- Third Team All-America (AP), Fourth Team All-America (Phil Steele)
- First Team Freshman All-America (The Athletic, 247Sports)
- Second Team All-Big Ten (Coaches, AP, Phil Steele), Third Team All-Big Ten (Media)
- USA TODAY Big Ten Newcomer of the Year
- PFF All-Big Ten Team
- Big Ten Freshman of the Week - Sept. 5, Oct. 9, Oct. 30, Nov. 13, Nov. 27
- 247Sports, FWAA, The Athletic, On3 Midseason True Freshman All-American

A FAMILIAR NAME

- A familiar last name is back on a Purdue jersey with Thieneman.
- Dillon Thieneman joined the Boilermaker bloodline shared by his older brothers, Jacob (2016-18) and Brennan (2017-20), who both were safeties at Purdue.
- Jacob recorded 154 tackles over his final two seasons in the Purdue secondary, while Brennan played in every game over his last three seasons as a Boilermaker.
- Enrolling early in January 2023, Dillon impressed the coaching staff, earning a starting spot during camp heading into his freshman season.

PERSONAL

Major: Engineering
Birthdate: Aug. 8, 2004

Parents: Ken and Shannon
Siblings: Jake, Brennan and Kiera





THE DEFENSE


**0 • JEFFREY M'BA** (MMM-BA)

Sr. • DL • 6-6 • 302 • Libreville, Gabon • Independence CC • Auburn

GP/GS	TOT	TFL	SACK	INT	QBH	FF-FR
11/11	24	0.0	0.0	0	0	0-0

LAST GAME - 2 total, 1 solo

- Purdue's top tackler on the defensive line
- No. 1-ranked junior college player in the nation - 50 tackles, 15 for loss at Independence in 2021-22
- Started playing football four years ago in France for the Pionniers de Touraine


**91 • COLE BREVARD**

Sr. • DL • 6-3 • 333 • Carmel, Ind. • Carmel • Penn State

GP/GS	TOT	TFL	SACK	INT	QBH	FF-FR
10/10	15	4.0	0.0	0	0	0-0

LAST GAME - Did not play

- Third on the team in tackles-for-loss this season
- Matched school record with two fumble recoveries at Nebraska last year
- Devoted Star Wars fan, biggest one on the team


**95 • JOE ANDERSON**

Sr. • DL • 6-4 • 290 • Murfreesboro, Tenn. • Oakland • South Carolina

GP/GS	TOT	TFL	SACK	INT	QBH	FF-FR
10/10	19	0.5	0.0	0	0	0-0

LAST GAME - 2 total, 1 solo

- Blocked a field goal against Nebraska
- Tallied a career-high 16 tackles with nine solos and two for loss last season
- Guided Oakland to the 2018 Tennessee Class 6A State Championship


**15 • WILL HELDT**

So. • RUSH • 6-6 • 265 • Carmel, Ind. • Carmel

GP/GS	TOT	TFL	SACK	INT	QBH	FF-FR
11/11	54	9.0	5.0	0	5	0-1

LAST GAME - 7 total, 2 solo, 0.5 TFL

- Tied for 11 in the Big Ten in sacks per game, 14th in total sacks
- Returned fumble recovery 16 yards for a touchdown vs. Illinois, his first career touchdown
- Already set career highs this season in tackles, tackles-for-loss and sacks (tied team lead)

**4 • KYDRAN JENKINS** (KAY-dran)

Sr. • LB • 6-1 • 253 • Louisville, Ga. • Jefferson County

GP/GS	TOT	TFL	SACK	INT	QBH	FF-FR
11/11	78	12.0	6.5	0	3	0-0

LAST GAME - 9 total, 3 solo, 2 TFL, 1 sack

- Sixth in the Big Ten in sacks and sacks per game, 10th in total tackles
- Sixth in Purdue history with 23 sacks, 10th player in Purdue history with 43.5 TFLs
- Two-time All-Big Ten honorable mention


**11 • ANTONIO STEVENS**

Sr. • DB • 6-2 • 217 • Nashville, Tenn. • Battle Ground

GP/GS	TOT	TFL	SACK	INT	PBU	FF-FR
9/9	43	2.0	0.5	1	1	0-0

LAST GAME - 4 total, 2 solo, 0.5 TFL, 0.5 sack

- Intercepted first career pass against Northwestern
- Missed two games due to injury, returned vs. Illinois
- No. 27-rated safety in the 2020 class by ESPN


**17 • SHITTA SILLAH** (SHEET-uh sill-AH)

Sr. • RUSH • 6-4 • 251 • Somerset, N.J. • Mater Dei Prep • Boston College

GP/GS	TOT	TFL	SACK	INT	PBU	FF-FR
11/6	27	5.5	1.0	0	1	0-0

LAST GAME - 3 total, 1 solo, 1 PBU

- Joined Purdue in the spring of 2024, after five years at Boston College, appearing in 39 games
- Tallied 80 tackles, 50 solos, 12 tackles-for-loss and 6.5 sacks with the Eagles
- Named No. 1 OLB prospect in New Jersey and New Jersey's ninth-best prospect per 247Sports


**14 • YANNI KARLAFTIS** (YAH-nee)

Jr. • LB • 6-3 • 235 • West Lafayette, Ind. • West Lafayette

GP/GS	TOT	TFL	SACK	INT	PBU	FF-FR
11/4	50	1.0	0.0	0	1	0-0

LAST GAME - 4 total, 3 solo

- Posted a season-high eight stops against Nebraska and Oregon
- Finished fourth on the team with 55 tackles, including 28 solos, in 2023
- Brother of All-American and two-time Super Bowl champion George Karlaftis

**40 • HUDSON MILLER**

So. • LB • 6-0 • 235 • Indianapolis, Ind. • Cathedral

GP/GS	TOT	TFL	SACK	INT	QBH	FF-FR
11/4	37	1.0	0.5	0	1	0-0

LAST GAME - 10 total (career high), 5 solo, 1 TFL, 0.5 sack (first of career)

- Started last four games, 28 tackles over last five appearances
- Stepped into a primary role on defense, after playing on most special team units last year
- Appeared in 11 games last season on special teams


**34 • DAMARJHE LEWIS**

Jr. • DL • 6-3 • 300 • Griffin, Ga. • Griffin • Indiana

GP/GS	TOT	TFL	SACK	INT	QBH	FF-FR
5/1	14	3.0	0.0	0	0	0-0

LAST GAME - Did not play

- Blocked a field goal against Nebraska
- Appeared in two games over 2022 & 2023 due to injuries
- 2019 Georgia 3-AAAA Defensive Player of the Year


**10 • KYNDRICH BREEDLOVE** (KEN-drick)

Jr. • DB • 5-11 • 185 • Nashville, Tenn. • Pearl-Cohn • Ole Miss • Colorado

GP/GS	TOT	TFL	SACK	INT	PBU	FF-FR
11/10	36	2.0	0.0	3	4	0-0

LAST GAME - 3 total, 1 solo

- Fifth in the Big Ten with three interceptions, 36th nationally
- Picked off a pair of passes against Wisconsin and another one against Oregon
- Joined Purdue in 2024 after spending time at Ole Miss and Colorado


**2 • NYLAND GREEN** (NVE-land)

Jr. • DB • 6-1 • 186 • Covington, Ga. • Newton • Georgia

GP/GS	TOT	TFL	SACK	INT	PBU	FF-FR
7/6	21	1.0	1.0	-	4	1-0

LAST GAME - 3 total, 1 solo

- Recorded first career sack and forced fumble at Illinois, missed first three games with injury
- Appeared in 29 games, helping the Bulldogs win the 2022 National Championship
- Consensus four-star prospect, ranked as the No. 5 DB recruit in the country by 247Sports


**92 • MO OMONODE** (oh-MO-na-day)

Jr. • DL • 6-0 • 286 • West Lafayette, Ind. • West Lafayette

GP/GS	TOT	TFL	SACK	INT	QBH	FF-FR
9/1	10	2.0	1.0	0	0	0-0

LAST GAME - 1 solo, first career start

- Part of the rotation on the defensive line, made first career start at Michigan State
- Appeared in 29 games during first two seasons at Purdue with 21 tackles and 3.0 for-loss
- Consensus 3-star defensive lineman and the No. 19 prospect in Indiana according to Rivals


**12 • TARRION GRANT** (tah-RON)

Fr. • DB • 6-2 • 197 • Sumter S.C. • Siegel

GP/GS	TOT	TFL	SACK	INT	PBU	FF-FR
11/3	10	0.0	0.0	0	2	1-0

LAST GAME - 1 total

- Fifth true freshman to start a season opener on defense in the last 20 years
- Five-star recruit, reclassified into the 2024 class, 6-3A Athlete of the Year, All-State, All-District
- Posted a 10.71 100-meter dash and jumped 23.05 meters in the long jump in track

**32 • JOSEPH JEFFERSON II**

So. • DB • 6-0 • 190 • Indianapolis, Ind. • Pike

GP/GS	TOT	TFL	SACK	INT	PBU	FF-FR
11/2	30	1.0	0.0	0	0	0-0

LAST GAME - Appeared on special teams

- Started for first time in his career against Nebraska and Wisconsin
- Posted a career-high 10 tackles, six solos, and his first career tackle-for-loss against Oregon State
- One of the lead players on special teams, featuring on most kick and return units

**30 • KEALAN CRIMMINGS**

Jr. • P • 6-3 • 223 • Spotswood, Australia • Mississippi State

NO.	YDS	AVG	LG	FC	I20	50+
55	2,470	44.9	64	23	13	12

LAST GAME - 3 punts, 44-yard average, long 56

- Third in the Big Ten in punting average, ranking 16th nationally
- Launched three punts of over 50 yards against Penn State
- Ranked as the No. 7 punter in Australia and No. 3 punter in Prokick Australia
- Played Australian rules football for the Western Jets Under-18 squad, as well as cricket



RYAN WALTERS

HEAD COACH

OVERALL: 5-18 | BIG TEN: 3-14

THE WALTERS FILE

Birthdate: Jan. 21, 1986 (Age 38) in Los Angeles, Calif.
Wife: Tara
Children: Aaron & Cason
High School: Grandview High School (Aurora, Colo.)
College: Colorado (2008) - History & Ethnic Studies
Year Coaching: 16th

AS HEAD COACH AT PURDUE

YEAR:	2nd
OVERALL RECORD:	5-18
BIG TEN RECORD:	3-14
HOME:	4-9
ROAD / NEUTRAL:	1-9
VS. RANKED:	0-7
WHEN RANKED:	N/A
RANKED VS. RANKED:	N/A
VS. AP TOP 10:	0-4
BOWL GAMES:	N/A

FBS COACHES UNDER 40 YEARS OLD

Coach	School	Age*
Kenny Dillingham	Arizona State	34
Scotty Walden	UTEP	34
G.J. Kinne	Texas State	35
Ryan Walters	Purdue	38
Marcus Freeman	Notre Dame	38
Michael Desormeaux	Louisiana	38
Dan Lanning	Oregon	38
Sean Lewis	San Diego State	38
Sherrone Moore	Michigan	38
Eric Morris	North Texas	38
David Braun	Northwestern	39

*Age at start of the 2024 season

Considered one of the nation's fastest rising young coaches, Ryan Walters is in his second season as head coach of the Boilermakers. Walters was announced as the 37th head coach in Purdue Football history on Dec. 13, 2022.

During his first season at Purdue, Walters and the Boilermakers faced one of the toughest schedules in the country. As the Boilermakers prepared to play Northwestern in their 11th game of the season, all 11 teams on Purdue's schedule up to that point, including the Wildcats, did not have a losing record. Despite the gauntlet, Purdue tied for fourth in the Big Ten West and won both rivalry games to keep possession of the Cannon Trophy (Illinois) and the Old Oaken Bucket (Indiana) for the third straight season.

In Walters' debut season guiding the Old Gold and Black, Purdue found success in all three phases of the game. The offense led the Big Ten in rushing in conference contests, averaging 184.6 yards per game. That included the Boilermakers rushing for more than 300 yards in back-to-back games for the first time since 1968. The 2,029 rushing yards were the most since 2012, while Purdue became the only team in the Big Ten with two running backs eclipsing 500 yards in conference games (Devin Mockabee - 625, Tyrone Tracy Jr. - 624). Purdue joined national champion Michigan as the only two teams to score seven touchdowns in a Big Ten contest.

On the defensive side of the ball, the Boilermakers recorded 35 sacks, the most since 2004 and the third-most in program history. Individually, Dillon Thieneman became an All-American (Third Team - AP) and was named the Big Ten Freshman of the Year after setting school records for interceptions (6) and solo tackles (74) by a freshman; both marks ranked third nationally by any defender in college football throughout the 2023 campaign. In Walters' defense, the duo of Nic Scourton and Kydran Jenkins had more sacks and TFLs than any other teammates in the conference, as both Boilermakers cracked the Big Ten's Top 3 in both categories.

The 2023 special teams unit averaged 24.2 yards per kickoff return, Purdue's best since 2004 and the fourth-most all-time. Tracy returned a kick 98 yards for a touchdown in the season opener, the first by a Boilermaker since 2013, while ranking second in the Big Ten and 15th nationally in kick return average (25.5).

Walters brought energy and excitement to Purdue Football, as season tickets nearly reached 40,000 and broke the 30,000 mark for the first time since 2007. The Ross-Ade Brigade, Purdue's student section, sold out season tickets for the first time in five years. Ross-Ade Stadium averaged 58,249 fans at each home game, the highest average attendance since 2007.

Hired at age 36 after spending two seasons as Illinois' defensive coordinator and creating the nation's No. 1 scoring defense (12.3 ppg in 2022), Walters became the fourth-youngest coach in the Power 5 conferences behind Kenny Dillingham (32-Arizona State), Kane Wommack (35-South Alabama) and Dan Lanning (36-Oregon) and eighth youngest in the FBS.

Walters elevated Illinois' defensive unit from the back of the pack into one of the nation's elite in just two seasons. Following the 2020 season, in which the Fighting Illini ranked 97th nationally in scoring defense (34.9) and 114th in yards allowed per game (466.8), Walters' first year in Champaign saw his side of the ball rise to 29th (21.9) and 49th (367.0), respectively. In 2022, the results were shown nationwide as Illinois went into the bowl schedule No. 1 nationally in scoring defense (12.3) and No. 2 in yards allowed per game (263.8).

A former safety at Colorado (2004-08), Walters tutored two of the nation's top defensive backs during his two-year stint in Champaign. Among six Illini defenders to earn All-Big Ten recognition in 2021 was safety Kerby Joseph, who was Illinois' first All-Big Ten First Team defensive back since 1989. Two more Illinois defensive backs accomplished the feat in 2022, with Devon Witherspoon and Sydney Brown earning first team accolades from the conference. Witherspoon, notably, became Illinois' first Jim Thorpe Award (top defensive back in college football) finalist in school history this past season.

Walters spent six seasons at Missouri prior to his tenure with the Illini, including three as defensive coordinator. He oversaw an impressive transformation of the Tigers' defense into one of the Southeastern Conference's top units. His 2019 defense ranked in the nation's Top 20 in several categories, including total defense (14th NCAA; 3rd SEC - 312.0) and scoring defense (17th NCAA; 6th SEC - 19.4), while excelling as a Top 10 pass defense (8th in passing yards allowed NCAA; 2nd SEC - 179.3).

Walters previously served as co-defensive coordinator for the 2016 and 2017 seasons in Columbia before being promoted to defensive coordinator permanently ahead of the 2018 season, with Missouri's overall defensive improvement leading the way to an eight-win season and bid to the 2018 AutoZone Liberty Bowl. Previously during bowl preparation in December 2017, Walters ascended to the role of defensive coordinator before the squad's 2017 Texas Bowl appearance after assuming control of the entire secondary ahead of that season. He had focused on the safeties in his first two seasons with the program.

Prior to making the move to Missouri in 2015, Walters coached at Memphis where he spent the 2014 season as cornerbacks coach and oversaw a defense that was among the most improved in the nation when the Tigers went 10-3.

A native of Aurora, Colorado, Walters was a football student-athlete at Colorado, where he was a standout safety for the Buffaloes (2004-08). He started 33 times in 46 career appearances as a Buffalo and earned All-Big 12 Conference Honorable Mention his senior season. He began his coaching career as a student assistant at Colorado, working with the secondary in 2009, and then spent two years on staff at Arizona, where he was a graduate assistant in 2010 before being promoted to defensive backs coach for the 2011 season.

From Arizona, Walters moved to Oklahoma as a graduate assistant cornerbacks coach in 2012, as the Sooners went 10-3 and played in the 2013 Cotton Bowl. He moved to North Texas for the 2013 season, where he oversaw cornerbacks and helped lead UNT to a 9-4 record in its first year in Conference USA.

Prior to his arrival at Illinois, Walters was one of 12 coaching participants in the National Coalition of Minority Football Coaches' inaugural Coalition Academy in April 2020, a first-of-its-kind mentorship program pairing influential athletic directors with minority football coaches.

Walters earned his degree in history from the University of Colorado in December 2008 with dual majors in history and ethnic studies. Walters and his wife Tara have two sons, Aaron and Cason.

WALTERS BY THE NUMBERS

Year	School	Role	Record	Note
2009	Colorado	Student Assistant/Secondary	3-9	
2010	Arizona	Graduate Assistant	7-6	Alamo Bowl
2011	Arizona	Defensive Backs	4-8	
2012	Oklahoma	Graduate Assistant/Cornerbacks	8-1	Cotton Bowl, Big 12 co-Champion
2013	North Texas	Cornerbacks	9-4	Heart of Dallas Bowl Champion
2014	Memphis	Cornerbacks	10-3	Miami Beach Bowl Champion, American co-Champion
2015	Missouri	Safeties	5-7	
2016	Missouri	Co-Defensive Coordinator/Safeties	4-8	
2017	Missouri	Co-Defensive Coordinator	7-6	Texas Bowl
2018	Missouri	Defensive Coordinator/Secondary	8-5	Liberty Bowl
2019	Missouri	Defensive Coordinator/Safeties	6-6	
2020	Missouri	Defensive Coordinator/Safeties	5-5	Music City Bowl (canceled)
2021	Illinois	Defensive Coordinator	5-7	
2022	Illinois	Defensive Coordinator	8-5	ReliaQuest Bowl
2023	Purdue	Head Coach	4-8	First season as a head coach
2024	Purdue	Head Coach	1-10	
Total	Purdue	Head Coach	5-18	





SINGLE-GAME SUPERLATIVES UNDER WALTERS

MOST POINTS SCORED

1.	49	vs. Minnesota, 11/11/2023 (49-45)
	49	vs. Indiana State, 8/31/2024 (49-0)
	49	at Illinois, 10/12/2024 (49-50)
3.	44	vs. Illinois, 9/30/2023 (44-19)
4.	35	vs. Indiana, 11/25/2023 (35-31)
	35	vs. Fresno State, 9/2/2023 (39-35)

FEWEST POINTS ALLOWED

1.	0	vs. Indiana State, 8/31/2024 (49-0)
2.	17	at Virginia Tech, 9/9/2023 (24-17)
3.	19	vs. Illinois, 9/30/2023 (44-19)
4.	20	at Iowa, 10/7/2023 (20-14)
5.	23	at Northwestern, 11/18/2023 (23-15)

MOST FIRST DOWNS

1.	29	vs. Syracuse, 9/16/2023
2.	26	vs. Illinois, 9/30/2023
	26	vs. Indiana State, 8/31/2024
4.	25	vs. Minnesota, 11/11/2023
	25	vs. Indiana, 11/30/2023

FEWEST FIRST DOWNS ALLOWED

1.	11	vs. Indiana State, 8/31/2024
2.	12	at Northwestern, 11/18/2023
3.	13	at Iowa, 10/7/2023
4.	14	at Nebraska, 10/28/2023
5.	17	vs. Illinois, 9/30/2023

MOST RUSHING ATTEMPTS

1.	54	at Northwestern, 11/18/2023
2.	47	vs. Indiana, 11/25/2023
3.	46	at Virginia Tech, 9/9/2023
4.	45	vs. Illinois, 9/30/2023
5.	44	vs. Minnesota, 11/11/2023

MOST RUSHING YARDS

1.	353	vs. Minnesota, 11/11/2023
2.	303	at Northwestern, 11/18/2023
3.	263	at Oregon State, 9/21/2024
4.	248	vs. Indiana State, 8/31/2024
5.	239	at Illinois, 10/12/2024

MOST RUSHING TOUCHDOWNS

1.	4	vs. Minnesota, 11/11/2023
2.	3	at Virginia Tech, 9/9/2023
	3	vs. Illinois, 9/30/2023
	3	vs. Indiana State, 8/31/2024
5.	2	5x last, at Illinois, 10/12/2024

FEWEST RUSHING YARDS ALLOWED

1.	11	at Virginia Tech, 9/9/2023
2.	99	at Northwestern, 11/18/2023
3.	104	vs. Indiana State, 8/31/2024
4.	115	vs. Minnesota, 11/11/2023
5.	116	vs. Fresno State, 9/2/2023

MOST PASSES COMPLETED

1.	32	vs. Syracuse, 9/16/2023
2.	26	at Michigan State, 11/22/24
3.	25	vs. Iowa, 10/7/2023
	25	vs. Northwestern, 11/2/2024
5.	24	vs. Indiana State, 8/31/2024

MOST PASSES ATTEMPTED

1.	47	at Michigan State, 11/22/24
2.	46	vs. Syracuse, 9/16/2023
3.	41	vs. Northwestern, 11/2/2024
4.	40	vs. Iowa, 10/7/2023
5.	38	vs. Wisconsin, 9/22/2023

MOST PASSING YARDS

1.	342	at Michigan State, 11/22/24
2.	335	vs. Indiana State, 8/31/2024
3.	323	vs. Syracuse, 9/16/2023
4.	297	at Illinois, 10/12/2024
5.	290	vs. Northwestern, 11/2/2024

MOST PASSING TOUCHDOWNS

1.	4	vs. Indiana State, 8/31/2024
2.	3	vs. Minnesota, 11/11/2023
	3	vs. Indiana, 11/25/2023
	3	at Illinois, 10/12/2024
5.	2	vs. Fresno State, 9/2/2023
	2	vs. Illinois, 9/30/2023

FEWEST COMPLETIONS ALLOWED

1.	5	vs. Indiana State, 8/31/2024
2.	6	at Iowa, 10/7/2023
	6	at Nebraska, 10/28/2023
4.	10	at Oregon State, 9/21/2024
5.	13	at Northwestern, 11/18/2023

FEWEST PASSING YARDS ALLOWED

1.	50	vs. Indiana State, 8/31/2024
2.	104	at Oregon State, 9/21/2024
3.	110	at Iowa, 10/7/2023
4.	122	at Nebraska, 10/28/2023
5.	159	at Michigan State, 11/22/24

MOST YARDS OF TOTAL OFFENSE

1.	604	vs. Minnesota, 11/11/2023
2.	583	vs. Indiana State, 8/31/2024
3.	536	at Illinois, 10/12/2024

FEWEST YARDS OF TOTAL OFFENSE ALLOWED

1.	154	vs. Indiana State, 8/31/2024
2.	277	at Nebraska, 10/28/2023
3.	286	at Virginia Tech, 9/9/2023

MOST SACKS

1.	6	vs. Illinois, 9/30/2023
2.	5	vs. Syracuse, 9/16/2023
	5	vs. at Northwestern, 11/18/2023
	5	at Illinois, 10/12/2024

MOST TACKLES-FOR-LOSS

1.	11	vs. Indiana State, 8/31/2024
2.	9	at Virginia Tech, 9/9/2023
	9	at Nebraska, 10/28/2023
	9	at Illinois, 10/12/2024

MOST INTERCEPTIONS

1.	3	vs. Indiana, 11/25/2023
2.	2	at Virginia Tech, 9/9/2023
	2	at Wisconsin, 10/5/2024

LONGEST SCORING DRIVES (PLAYS)

Plays	14	75-yard drive, TD, vs. Syracuse, 9/16/2023
Yards	95	9-play drive, TD, vs. Minnesota, 11/11/2023
Time	8:08	13-play, 55-yard, FG, vs. Nebraska, 9/28/24

LONGEST TOUCHDOWN (YARDS)

1.	98	Tyrone Tracy, kickoff return, vs. Fresno State, 9/2/2023
2.	84	Hudson Card pass to Deion Burks, vs. Fresno State, 9/2/2023
3.	69	Elijah Jackson rush, vs. Indiana State, 8/31/2024

MOST PASSING YARDS BY A PLAYER

1.	342	Hudson Card, at Michigan State, 11/22/24
2.	323	Hudson Card, vs. Syracuse, 9/16/2023
3.	297	Ryan Browne, at Illinois, 10/12/2024

MOST RUSHING YARDS BY A PLAYER

1.	168	Devin Mockobee, at Oregon State, 9/21/2024
2.	160	Tyrone Tracy Jr., at Northwestern, 11/18/2023
3.	153	Devin Mockobee, vs. Minnesota, 11/11/2023

MOST RECEIVING YARDS BY A PLAYER

1.	152	Deion Burks, vs. Fresno State, 9/2/2023
2.	133	Max Klare, at Illinois, 10/12/2024
3.	114	Abdur-Rahmaan Yaseen, vs. Syracuse, 9/16/2023

MOST TACKLES BY A PLAYER

1.	16	Kydran Jenkins, at Oregon State, 9/21/2024
2.	14	Dillon Thieneman, at Oregon State, 9/21/2024
	14	Dillon Thieneman, vs. Syracuse, 9/16/2023
4.	12	Dillon Thieneman, at Nebraska, 10/28/2023
5.	11	2x last Dillon Thieneman at Michigan State, 11/22/24

MOST TACKLES-FOR-LOSS BY A PLAYER

1.	4.5	Kydran Jenkins, at Nebraska, 10/28/2023
2.	3.5	Nic Scourton, at Virginia Tech, 9/9/2023
3.	3.0	Nic Scourton, at Nebraska, 10/28/2023
	3.0	Will Heldt, vs. Indiana State, 8/31/2024
	3.0	Kydran Jenkins, at Oregon State, 9/21/2024

MOST SACKS BY A PLAYER

1.	2	Khordae Sydnor, at Northwestern, 11/18/2023
	2	Nic Scourton, at Michigan, 11/4/2023
	2	Kydran Jenkins, at Nebraska, 10/28/2023
	2	Nic Scourton, vs. Indiana, 11/25/2023
	2	Will Heldt, vs. Indiana State, 8/31/2024
	2	Kydran Jenkins, at Oregon State, 9/21/2024

MOST INTERCEPTIONS BY A PLAYER

1.	2	Dillon Thieneman, vs. Indiana, 11/25/2023
	2	Kyndrich Breedlove at Wisconsin, 10/5/2024
3.	1	Many

WALTERS BY THE NUMBERS

STAT	2023	2024	Total
Overall	4-8	1-10	5-18
Big Ten	3-6	0-8	3-14
Non-Conference	1-2	1-2	2-4
<u>Bowl/Current Streak</u>			
At Ross-Ade Stadium	3-4	1-5	4-9
True Road Games	1-4	0-5	1-9
Neutral Site			
Day game	4-5	1-8	5-13
Night game	0-3	0-2	0-5
NBC	1-2		1-2
Peacock	1-2	0-1	1-3
BTN	1-2	1-2	2-4
CBS		0-2	0-2
FOX		0-3	0-3
FS1	0-2	0-1	0-3
ABC			
ESPN	1-0		1-0
CW		0-1	0-1
August	-	1-0	1-0
September	2-3	0-4	2-7
October	0-3	0-2	0-5
November	2-2	0-4	2-6
December	-		
January	-		
vs. FBS Top-25 teams	0-2	0-5	0-7
vs. FBS non-ranked teams	4-6	0-5	4-11
vs. FCS teams	-	1-0	1-0
On artificial turf	0-3	0-4	0-7
On natural grass	4-5	1-6	5-11
Scoring first	1-1	1-2	2-3
Opponent scores first	3-7	0-8	3-15
Scoring on First Drive	2-1	1-1	3-2
Opp Scoring on First Drive	2-5	0-6	2-12
Leading after 1st quarter	2-0	1-0	3-0
Tied/Trailing after 1st quarter	2-8	0-10	2-18
Leading at halftime	2-1	1-0	3-1
Tied/Trailing at halftime	2-7	0-10	2-17
Leading after 3rd quarter	3-1	1-0	4-1
Tied/Trailing after 3rd quarter	1-7	0-10	1-17
Overtime	-	0-2	0-2
Scoring 0-14 points	0-4	0-6	0-10
Scoring 15-28 points	1-2	0-3	1-5
Scoring 29-39 points	1-2		1-2
Scoring 40+ points	2-0	1-1	3-1
Allowing 0-14 points	-	1-0	1-0
Allowing 15-28 points	2-3	0-3	2-6
Allowing 29+ points	2-5	0-7	2-12
Rushing for 100 yds or more	4-6	1-3	5-9
Rushing for under 100 yds	0-2	0-7	0-9
Opp Rushes for 100 yds or more	3-7	1-10	4-17
Opp Rushes for under 100 yds	1-1		1-1
Passing for 300 yds or more	1-1	1-1	2-2
Passing for under 300 yds	3-7	0-9	3-16
Opp Passes for 300 yds or more	1-5	0-5	1-10
Opp Passes for under 300 yds	3-3	1-5	4-8
Outgains opponent	4-3	1-1	5-4
Outgained by opponent	0-5	0-9	0-14
Total offense 300+ yds	4-5	1-5	5-10
Allow 300+ yds total offense	3-6	0-10	3-16
Total offense 400+ yds	4-2	1-1	5-3
Allow 400+ yds total offense	1-4	0-9	1-13
Total offense 500+ yds	1-0	1-1	2-1
Allow 500+ yds total offense	-	0-4	0-4
No turnovers	3-2	0-3	3-5
Less than three turnovers	4-2	1-9	5-11
Three or more turnovers	0-4		0-4
No takeaways	1-0	1-6	2-6
Three or more takeaways	1-1		1-1
Wins the turnover battle	2-2	0-2	2-4
Wins time of possession	4-3	0-2	4-5
Games decided by 1-8 points	2-3	0-3	2-6
Games decided by 9-16 points	0-2	0-1	0-3
Games decided by 17-24 points	1-2	0-1	1-3
Games decided by 25+ points	1-1	1-5	2-6



GAME 12 NOTES • Purdue at Indiana



2024 ROSTER

No.	Name	Cl.	Pos.	Ht.	Wt.	Hometown (High School/Previous College)
0	Jayden Dixon-Veal	Sr.	WR	6-0	190	Rancho Cucamonga, Calif. (College of San Mateo)
0	Jeffrey M'Ba	Sr.	DL	6-6	302	Libreville, Gabon (Auburn)
1	Markevious Brown	Sr.	DB	5-11	176	Pahokee, Fla. (Ole Miss)
1	Hudson Card	Sr.	QB	6-3	210	Austin, Texas (Texas)
2	Nyland Green	Jr.	DB	6-1	186	Covington, Ga. (Georgia)
2	Luke Jones	R-Fr.	WR	6-0	168	Deerfield, Ill. (Deerfield)
3	Jaheim Merriweather	Fr.	RB	6-2	210	Jackson, Tenn. (Bearden)
3	Derrick Rogers Jr.	So.	DB	6-1	175	Orlando, Fla. (Jones)
4	Kam Brown	Sr.	WR	6-1	185	Colleyville, Texas (UCLA)
4	Kydran Jenkins	Sr.	LB	6-1	253	Louisville, Ga. (Jefferson County)
5	Marcos Davila	Fr.	QB	6-3	233	Midland, Texas (Midland Legacy)
5	Luke Williams	Fr.	DB	5-11	168	Naperville, Ill. (Naperville North)
6	Smiley Bradford	Fr.	DB	6-0	195	St. Louis, Mo. (East St. Louis)
6	Arhmad Branch	R-Fr.	WR	6-0	180	Festus, Mo. (Festus)
7	Jahmal Edrine	Jr.	WR	6-3	215	Ft. Lauderdale, Fla. (FAU)
7	Salim Turner-Muhammad	Sr.	DB	6-0	195	Corona, N.Y. (Stanford)
8	CJ Madden	So.	RUSH END	6-4	263	Ellenwood, Ga. (Georgia)
8	De'Nylon Morrisette	So.	WR	6-1	200	Stone Mountain, Ga. (Georgia)
9	CJ Smith	So.	WR	6-3	195	Apopka, Fla. (Georgia)
9	Joe Strickland	So.	DL	6-4	289	Indianapolis, Ind. (Brebeuf)
10	Kyndrich Breedlove	Jr.	DB	5-11	185	Nashville, Tenn. (Colorado)
10	Jesse Watson	Fr.	WR	5-9	160	St. Louis, Mo. (East St. Louis)
11	Tra'Mar Harris	Fr.	WR	6-1	182	Cincinnati, Ohio (Winton Woods)
11	Antonio Stevens	Sr.	DB	6-2	217	Nashville, Tenn. (Battle Ground Academy)
12	Tarrion Grant	Fr.	DB	6-2	197	Sumter, S.C. (Siegel (Tenn.))
12	Leland Smith	So.	WR	6-4	219	Houston, Texas (Fullerton College)
13	Koy Beasley	Fr.	DB	5-10	187	Cincinnati, Ohio (La Salle)
13	Jaron Tibbs	So.	WR	6-3	214	Indianapolis, Ind. (Cathedral)
14	Yanni Karlaftis	Jr.	LB	6-3	235	West Lafayette, Ind. (West Lafayette)
14	Jake Wilson	R-Fr.	QB	6-2	190	Trophy Club, Texas (Byron Nelson)
15	Ryan Browne	R-Fr.	QB	6-4	210	Clarkston, Mich. (Venice (Fla.))
15	Will Heldt	So.	RUSH END	6-6	265	Carmel, Ind. (Carmel)
16	Hudauri Hines	Fr.	DB	6-1	203	Indianapolis, Ind. (Franklin Central)
16	Shamar Rigby	Fr.	WR	6-3	187	St. Petersburg, Fla. (Clearwater Central Catholic)
17	Christian Gelov	Sr.	QB	6-0	178	Noblesville, Ind. (TCU)
17	Shitta Sillah	Sr.	RUSH END	6-4	251	Somerset, N.J. (Boston College)
18	Demeco Kennedy	Fr.	DL	6-2	291	Lexington, Ky. (Frederick Douglass)
18	Bennett Meredith	So.	QB	6-3	200	Hoover, Ala. (Arizona State)
19	Botros Alisandro	Jr.	DB	6-1	186	Manchester, N.H. (Snow College)
19	Tayvion Galloway	Fr.	TE	6-5	235	Chillicothe, Ohio (Pickerington Central)
20	Winston Berglund	R-Fr.	LB	6-2	235	Carmel, Ind. (Carmel)
20	Carson Kitchel	Fr.	QB	6-2	193	West Lafayette, Ind. (West Lafayette)
21	D'Mon Marable	Fr.	DB	6-0	205	Knoxville, Tenn. (Clinton)
22	Owen Davis	R-Fr.	LB	6-3	245	Richwood, Ohio (North Union)
23	Reggie Love III	Sr.	RB	5-11	215	St. Louis, Mo. (Illinois)
23	Trey Smith	R-Fr.	RUSH END	6-4	245	Apopka, Fla. (Illinois)
24	Anthony Brown	So.	DB	6-0	195	Detroit, Mich. (Arkansas)
25	Ty Hudkins	Fr.	DB	5-11	197	Grand Rapids, Mich. (Forest Hills Central)
26	Andrew Sowinski	Sr.	WR	6-0	205	Indianapolis, Ind. (Chatard)
27	Zeke Williams	So.	DB	5-10	190	Naperville, Ill. (Northern Illinois)
28	Addai Lewellen	Jr.	RB	5-8	181	Royal Center, Ind. (Pioneer)
29	Earl Kulp	Fr.	DB	6-0	187	Canton, Ohio (St. Thomas Aquinas (Fla.))
30	Keelan Crimmins	Jr.	P	6-3	223	Spotswood, Australia (Mississippi State)
31	Dillon Thieneman	So.	DB	6-0	207	Westfield, Ind. (Westfield)
32	Joseph Jefferson	So.	DB	6-0	190	Indianapolis, Ind. (Pike)
33	Elijah Jackson	R-Fr.	RB	5-10	191	Indianapolis, Ind. (Lawrence Central)
34	Damarjhe Lewis	Jr.	DL	6-3	300	Griffin, Ga. (Indiana)
35	Spencer Porath	Fr.	K	5-11	201	Brownsburg, Ind. (Brownsburg)
36	RJ Lopez	Sr.	K	5-11	180	Huntington Beach, Calif. (UCLA)
37	Antonio Harris	Fr.	RB	6-0	200	Chandler, Ind. (Castle)
37	Joey Sumlin	R-Fr.	LB	6-1	222	Tucson, Ariz. (IMG Academy)
38	Luke Pettaway	R-Fr.	DB	6-0	185	Naperville, Ill. (Naperville North)
39	Ben Freehill	Sr.	K	6-1	195	Gibson City, Ill. (Oklahoma State)
40	Hudson Miller	So.	LB	6-0	235	Indianapolis, Ind. (Cathedral)
41	Ben Furtney	Sr.	FB	6-0	240	South Elgin, Ill. (St. Charles North)
42	Cooper Kitchel	Fr.	LB	6-2	203	West Lafayette, Ind. (West Lafayette)
43	Landon Heard	R-Fr.	DB	5-11	195	Los Gatos, Calif. (Los Gatos)
43	Claude Strnad	R-Fr.	LS	6-3	230	Wilmette, Ill. (Illinois State)
44	Nick Levy	Jr.	LS	5-10	230	Ashburn, Va. (William & Mary)
44	Ayden Murray	Fr.	DB	5-10	176	Shaker Heights, Ohio (Shaker Heights)
45	Devin Mockobee	Jr.	RB	6-0	207	Boonville, Ind. (Boonville)
46	Sterling Smith	So.	DB	6-1	192	Indianapolis, Ind. (Holy Cross)

COACHING AND SUPPORT STAFF

Head Coach	Ryan Walters
Associate Head Coach/Wide Receivers	Cory Patterson
Defensive Coordinator/Inside Linebackers	Kevin Kane
Offensive Analyst:	Jason Simmons
Cornerbacks	Sam Carter
Running Backs	Lamar Conard
Outside Linebackers	Joe Dineen
Defensive Line	Brick Haley
Offensive Line	Marcus Johnson
Safeties	Grant O'Brien
Special Teams Coordinator	Chris Petrilli
Tight Ends:	Justin Sinz
Senior Defensive Analyst:	Andy Buh
Senior Defensive Analyst:	Preston Gordon
Senior Offensive Analyst (coaching quarterbacks):	Stanton Keane
Offensive Analyst:	Angel Matute
Defensive Analyst:	T.J. McCollum
Defensive Analyst:	Jeff Smart
Defensive Graduate Assistant:	Courtney Arnick
Defensive Graduate Assistant:	Austin Karr
Offensive Graduate Assistant:	Keith Towbridge
Director of Strength & Conditioning:	Kiero Small
Asso. Director of Strength & Conditioning:	Nate Rock
Asst. Director of Strength & Conditioning:	Cameron Colbert
Asst. Director of Strength & Conditioning:	Myles Quimby
Asst. Director of Strength & Conditioning:	Greg Robinson
General Manager:	Noah Joseph
Director of Operations:	Pete Roley

PRONUNCIATIONS

Botros Alisandro	- BOE-truss
Drew Biber	- BIB-er
Jaekwon Bouldin	- JAY-kwon BULL-din
Kyndrich Breedlove	- KEN-drick
George Burhenn	- burr-HEN (like a cold chicken)
Bakayne Coly	- buh-KEEN COE-lee
Marcos Davila	- mar-COES DAH-vuh-lah
Jahmal Edrine	- ja-MAL ED-ren
Tarrion Grant	- tah-RON
Nyland Green	- NYE-land
Kydran Jenkins	- KAY-dran
Yanni Karlaftis	- yah-KNEE CAR-lof-tis
Damarjhe Lewis	- dah-mar-ZHAV
Jeffrey M'Ba	- MMM-ba
Marcus Mbow	- like bow and arrow
Jaheim Merriweather	- ja-HEEM
Devin Mockobee	- Mock-ah-BEE
Mahamane Moussa	- ma-HA-men MOO-sa
Jireh Ojata	- JIE-rah OH-jah-ta
Mo Omonode	- Oh-MO-na-day
Spencer Porath	- poor-RATH
Shitta Sillah	- SHEET-ah sill-AH
Joey Tanona	- tah-NOE-nuh
Jaron Tibbs	- juh-RON
Dillon Thieneman	- THEE-na-man

BOILERMAKER ROSTER BREAKDOWN

BY POSITION			
Quarterback	7	Rush End	8
Running Back	8	Linebacker	8
Tight End	6	Defensive Back	24
Wide Receiver	18	Kicker	3
Offensive Line	23	Punter	2
Defensive Line	13	Long Snapper	2
BY CLASS			
Freshmen	37	Sophomore	24
Redshirt Freshman	21	Junior	20
		Senior	20
BY HOME STATE			
Alabama	2	Michigan	5
Arizona	1	Texas	7
California	4	Mississippi	2
Colorado	1	Virginia	1
Florida	8	Wisconsin	2
Georgia	6	New Hampshire	1
Illinois	7	New Jersey	1
Indiana	44	International	1
Kentucky	4	Australia	1
		Gabon	1
		Egypt	1
		Tennessee	8





GAME 12 NOTES • Purdue at Indiana



2024 ROSTER

No.	Name	Cl.	Pos.	Ht.	Wt.	Hometown (High School/Previous College)
47	Jamari Payne	Fr.	RUSH END	6-2	272	Auburn, Ala. (Loachapoka)
48	Bennett Boehnlein	So.	P	6-3	220	Louisville, Ky. (St. Xavier)
49	Isaiah Needam	Fr.	DB	6-0	187	Indianapolis, Ind. (Perry Meridian)
50	John Randle Jr.	Fr.	OL	6-4	290	Horn Lake, Miss. (Horn Lake)
51	Landon Drennan	Fr.	LB	6-2	215	Plainfield, Ind. (Plainfield)
52	Rod Green	Jr.	OL	6-5	330	Springfield, Ohio (Coffeyville CC)
53	Gus Hartwig	Sr.	OL	6-5	305	Zionsville, Ind. (Zionsville)
54	Luke Griffin	Sr.	OL	6-5	340	Chatsworth, Ga. (Missouri)
55	Jamarius Dinkins	Jr.	DL	6-5	280	Columbus, Ohio (Kentucky)
55	DJ Wingfield	Sr.	OL	6-4	316	Los Angeles, Calif. (New Mexico)
56	Reese Hill	Fr.	DL	6-3	293	Greenfield, Ind. (Greenfield Central)
57	Tom Ewing	R-Fr.	OL	6-2	295	Westfield, Ind. (Westfield)
59	Thomas Tinsley	R-Fr.	OL	6-6	268	Dyer, Ind. (Lake Central)
61	Aaron Roberts	Jr.	OL	6-4	301	Indianapolis, Ind. (Cardinal Ritter)
63	Marcus Mbow	Jr.	OL	6-5	300	Milwaukee, Wis. (Wauwatosa East)
65	Jordan King	Fr.	OL	6-3	302	Ft. Wayne, Ind. (North Side)
66	Anthony Boswell	Fr.	OL	6-2	293	Indianapolis, Ind. (Ben Davis)
67	Drew Woodruff	So.	OL	6-3	300	Louisville, Ky. (Trinity)
68	Jimmy Liston	R-Fr.	OL	6-3	305	Hinsdale, Ill. (IMG Academy)
70	Max Parrott	Fr.	OL	6-4	311	Centennial, Colo. (Cherry Creek)
71	Corey Stewart	Sr.	OL	6-6	318	Nashville, Tenn. (Ball State)
72	Jaden Ball	Fr.	OL	6-5	300	Carroll, Ohio (Bloom-Carroll)
73	Jaekwon Bouldin	Jr.	OL	6-6	345	Canton, Miss. (Mississippi Gulf Coast)
74	Joshua Sales Jr.	Jr.	OL	6-6	320	South Bend, Ind. (Indiana)
75	Jalen Grant	Sr.	OL	6-3	285	Chicago, Ill. (Bowling Green)
76	Ethan Trent	R-Fr.	OL	6-2	290	Carmel, Ind. (Carmel)
77	Mahamane Moussa	Jr.	OL	6-4	300	Indianapolis, Ind. (Pike)
78	Bakyne Coly	Jr.	OL	6-7	302	Farmington, Mich. (Lawrence Tech)
79	Joey Tanona	So.	OL	6-5	304	Zionsville, Ind. (Notre Dame)
80	Ryne Shackelford	R-Fr.	WR	6-0	175	Elyria, Ohio (Keystone)
81	George Burhenn	So.	TE	6-5	240	McCordsville, Ind. (Mt. Vernon)
82	Drew Biber	Jr.	TE	6-5	245	Cedarburg, Wis. (Cedarburg)
83	Andrew Adkison	R-Fr.	WR	6-0	190	Mountain View, CA (St. Francis)
84	Nolan Buckman	R-Fr.	WR	5-11	191	Indianapolis, Ind. (Brebeuf Jesuit)
85	Caleb Irving	Fr.	DL	6-1	298	Glenn Heights, Texas (Parish Episcopal)
86	Max Klare	So.	TE	6-4	240	Guilford, Ind. (St. Xavier)
87	Adam Kidder	Fr.	WR	5-11	204	Royal Oak, Mich. (Milford Academy (N.Y.))
88	Donovan Hamilton	Fr.	WR	6-3	215	Fishers, Ind. (Hamilton Southeastern)
89	Luke Klare	Fr.	TE	6-6	230	Guilford, Ind. (St. Xavier (Ohio))
90	James Hardy	Fr.	TE	6-2	225	Ft. Wayne, Ind. (New Haven)
91	Cole Brevard	Sr.	DL	6-3	333	Carmel, Ind. (Penn State)
92	Mo Omonode	Jr.	DL	6-0	286	West Lafayette, Ind. (West Lafayette)
93	Albert Schwartz	Fr.	RUSH END	6-5	209	Lafayette, Ind. (Lafayette Central Catholic)
94	Elijah Taylor	Fr.	DL	6-2	252	Noblesville, Ind. (Guerin Catholic)
95	Joe Anderson	Sr.	DL	6-4	290	Murfreesboro, Tenn. (South Carolina)
96	Logan Jellison	Fr.	RUSH END	6-5	245	Elkhart, Ind. (Elkhart)
97	Jamarion Harkless	R-Fr.	DL	6-3	346	Lexington, Ky. (Frederick Douglas)
98	Drake Carlson	R-Fr.	DL	6-3	290	Nashville, Tenn. (Father Ryan)
99	Jireh Ojata	Sr.	RUSH END	6-4	267	Carmel, Ind. (Franklin College)

BOILERMAKER ALPHABETICAL ROSTER

83	Andrew Adkison	20	Carson Kitchel
19	Botros Alisandro	42	Cooper Kitchel
95	Joe Anderson	89	Luke Klare
72	Jaden Ball	86	Max Klare
13	Koy Beasley	29	Earl Kulp
20	Winston Berglund	44	Nick Levy
82	Drew Biber	28	Addai Lewellen
48	Bennett Boehnlein	34	Damarjhe Lewis
66	Anthony Boswell	68	Jimmy Liston
73	Jaekwon Bouldin	36	RJ Lopez
6	Smiley Bradford	23	Reggie Love III
6	Arhmad Branch	0	Jeffrey M'Ba
10	Kyndrich Breedlove	8	CJ Madden
91	Cole Brevard	21	D'Mon Marable
24	Anthony Brown	63	Marcus Mbow
4	Kam Brown	18	Bennett Meredith
1	Markevious Brown	3	Jaheim Merriweather
15	Ryan Browne	40	Hudson Miller
84	Nolan Buckman	45	Devin Mockabee
81	George Burhenn	8	De'Nylon Morrisette
1	Hudson Card	77	Mahamane Moussa
98	Drake Carlson	44	Ayden Murray
78	Bakyne Coly	49	Isaiah Needam
30	Keelan Crimmins	99	Jireh Ojata
5	Marcos Davila	92	Mo Omonode
22	Owen Davis	70	Max Parrott
55	Jamarius Dinkins	47	Jamari Payne
0	Jayden Dixon-Veal	38	Luke Pettaway
51	Landon Drennan	35	Spencer Porath
7	Jahmal Edrine	50	John Randle Jr.
57	Tom Ewing	16	Shamar Rigby
39	Ben Freehill	61	Aaron Roberts
41	Ben Furtney	3	Derrick Rogers Jr.
19	Tayvion Galloway	74	Joshua Sales Jr.
17	Christian Gelov	93	Albert Schwartz
75	Jalen Grant	80	Ryne Shackelford
12	Tarrion Grant	17	Shitta Sillah
2	Nyland Green	9	CJ Smith
52	Rod Green	12	Leland Smith
54	Luke Griffin	46	Sterling Smith
88	Donovan Hamilton	23	Trey Smith
90	James Hardy	26	Andrew Sowinski
97	Jamarion Harkless	11	Antonio Stevens
37	Antonio Harris	71	Corey Stewart
11	Tra'Mar Harris	9	Joe Strickland
53	Gus Hartwig	43	Claude Strnad
43	Landon Heard	37	Joey Sumlin
15	Will Heldt	79	Joey Tanona
56	Reese Hill	94	Elijah Taylor
16	Hudauri Hines	31	Dillon Thieneman
25	Ty Hudkins	13	Jaron Tibbs
85	Caleb Irving	59	Thomas Tinsley
33	Elijah Jackson	76	Ethan Trent
32	Joseph Jefferson	7	Salim Turner-Muhammad
96	Logan Jellison	10	Jesse Watson
4	Kydran Jenkins	5	Luke Williams
2	Luke Jones	27	Zeke Williams
14	Yanni Karlaftis	14	Jake Wilson
18	Demeco Kennedy	55	DJ Wingfield
87	Adam Kidder	67	Drew Woodruff
65	Jordan King		

DID YOU KNOW

CJ Smith comes from a military family, lived in Hawaii for brief time, knows how to surf. Speed as a kid earned him the nickname "Zoom".

Shitta Sillah (SHEET-uh sill-AH) was named after his uncle, parents are from Sierra Leon (West Africa) and moved to America when they were 25.

Jireh Ojata (Ji-ruh oh-JAH-tuh) likes to cook, make his own fresh pasta and butter chicken.

Jaekwon Bouldin likes to fish, nicknamed Kwon and Big B.

Yanni Karlaftis grew up in Greece with his brother two-time Super Bowl champion George, and won a world judo championship at age 11.

Reggie Love played for assistant head coach Cory Patterson in high school for two years.

Joshua Sales loves dogs, has a German Shepard named Diesel.

Jamarrius Dinkins was nicknamed Spider by his high school coach because he was long and tall.

DJ Wingfield DJ stands for Dejaunye.

CJ Madden CJ stands for Carlton Jr. He has his own clothing brand (Cozy Collections).

De'Nylon Morrisette says his dogs are his No. 1 priority (Bella and Bruno), also enjoys to paint. He was named after the Denali truck that his mom loved when she was younger.

Joey Tanona is a big Lego and Star Wars guy.

Cole Brevard claims to be the biggest Star Wars fan on the team.

Keelan Crimmins played Australian rules football and cricket growing up. He is related to the legendary AFL player Peter Crimmins who played for Hawthorn from 1966-76.

Markevious Brown and **Kyndrich Breedlove** started their careers as roommates at Ole Miss.

Dillon Thieneman joined the Boilermaker family, after his older brothers Jacob (2016-18) and Brennan (2017-20) played safety at Purdue.

Cooper and **Carson Kitchel's** father Kelly started on the offensive line in 2001 and 2002. He currently serves as the sideline reporter for the Purdue Sports Radio Network. Theri grandfather Bob Kitchel and uncle Jon Kitchel played basketball for the Boilermakers as well.

Joey Sumlin's father Kevin played linebacker for the Boilermakers from 1983-85, before embarking on a coaching career with stops at Houston, Texas A&M and Arizona.



**KEVIN KANE****DEFENSIVE COORDINATOR /
LINEBACKERS**Year at Purdue: 2nd
Year Coaching: 19th
Alma Mater: Kansas - 2006**PRESS BOX****PREVIOUS STOPS:** Illinois, SMU, Northern Illinois, Kansas, Wisconsin

- Has spent almost two decades on the sidelines building some of the most formidable defenses in the nation
- Worked with Ryan Walters at Illinois to develop a groundbreaking defense at Illinois, while serving as the outside linebackers and associate head coach
- Guided Northern Illinois to three MAC titles and five bowl games from 2011-17
- Two-time All-Big 12 linebacker and three-time Academic All-Big 12 honoree at Kansas
- He and wife Theresa have two sons, Jack and Colin, and one daughter, Nora

**JASON SIMMONS****OFFENSIVE ANALYST**Year at Purdue: 1st
Year Coaching: 25th
Alma Mater: Miami - 1999**PRESS BOX****PREVIOUS STOPS:** Miami (Ohio), Ben Davis HS, Noblesville HS

- Took over play calling duties for the game against Wisconsin, after joining the program during the offseason
- Spent one year as the running backs coach at Miami (OH), leading the RedHawks to their first 2,000-yard campaign since 2003
- Served as the head coach at Ben Davis (2018-22) and Noblesville (2016-18), along with assistant stints at both schools
- Mentored four players who reached the NFL as a high school coach

**CORY PATTERSON****ASSOCIATE HEAD COACH / WIDE RECEIVERS**Year at Purdue: 2nd
Year Coaching: 15th
Alma Mater: Lindenwood - 2002**FIELD****PREVIOUS STOPS:** Illinois, Trinity HS

- Spent the previous five seasons at Illinois (running backs & tight ends)
- Mentored Illinois running back Chase Brown during All-America season in 2022
- Head coach at Trinity High School in Missouri for three years, named the Archdiocesan Coach of the Year three times
- He and his wife Tiffany have two daughters, Nyla and Nori

**SAM CARTER****CORNERBACKS**Year at Purdue: 2nd
Year Coaching: 9th
Alma Mater: TCU - 2014**FIELD****PREVIOUS STOPS:** Ole Miss, Arkansas, Missouri

- Counted down the days to the season opener during camp by wearing a practice jersey for that specific day
- Coached cornerbacks at Ole Miss (2020-21) and Arkansas (2022)
- Worked with Ryan Walters on Barry Odom's staff at Mizzou, serving as a defensive quality control and analyst from 2016-19
- All-Big 12 safety at TCU, named a semifinalist for the Jim Thorpe Award, a Senior CLASS Award

**LAMAR CONARD***(CON-ard)***RUNNING BACKS**Year at Purdue: 2nd back, 4th overall
Year Coaching: 18th
Alma Mater: Purdue - 2000**FIELD****PREVIOUS STOPS:** Miami (OH), Illinois State, Purdue

- Starting his coaching career on Joe Tiller's staff as a graduate assistant from 2007-08
- Was the first walk-on to earn a scholarship under Joe Tiller at Purdue
- Played defensive back from 1996-99, starting his final three seasons
- He and his wife, Rachel, have four children Lamar Jr., Della Mae, Payton and Violet

**JOE DINEEN***(dih-NEEN)***RUSH ENDS**Year at Purdue: 2nd
Year Coaching: 5th
Alma Mater: Kansas - 2018**FIELD****PREVIOUS STOPS:** Illinois, SMU

- Named to 247Sports 30 Under 30 list in 2023
- Served on Ryan Walters' defensive staff at Illinois as a graduate assistant in 2022
- Started coaching career as a graduate assistant at SMU with defensive coordinator Kevin Kane
- Standout linebacker at Kansas, twice leading the NCAA in solo tackles to earn All-Big 12 honors, 2018 Consensus All-America

**BRICK HALEY****DEFENSIVE LINE**Year at Purdue: 2nd
Year Coaching: 33rd
Alma Mater: Alabama A&M - 1998**FIELD****PREVIOUS STOPS:** Minnesota, Missouri, Texas, LSU, Mississippi State, Houston, Baylor

- 27th season coaching the defensive line
- Has mentored 11 draft picks in his career with a pair of first round selections
- Raises awareness for autism, hosting fundraisers for his foundation Brick Road to Success
- He and his wife, Tina, have three sons - Adrian, A.J. and Jeremy

**MARCUS JOHNSON****OFFENSIVE LINE**Year at Purdue: 2nd
Year Coaching: 14th
Alma Mater: Ole Miss - 2004**FIELD****PREVIOUS STOPS:** Duke, Mississippi State, Missouri

- Eighth season coaching the offensive line
- Second-round pick of Minnesota in 2005, played five seasons in the NFL
- Earned Second Team All-SEC honors during his career at Ole Miss (2001-04)
- He and his wife, Veullana, are the parents of London, Meraki and Violette

**GRANT O'BRIEN****SAFETIES**Year at Purdue: 2nd
Year Coaching: 12th
Alma Mater: Northern Arizona - 2013**FIELD****PREVIOUS STOPS:** Illinois, Missouri, FIU, Arizona Christian

- Served as a defensive analyst on Ryan Walters' staffs at Illinois (2021-22) and Mizzou (2018-20)
- Spent one season as a graduate assistant at Florida International in 2017
- Was the defensive coordinator/defensive backs coach at Arizona Christian (NAIA) from 2015-16
- Helped NAU reach the FCS playoffs as a senior in 2012; earned a master's degree in 2015

**CHRIS PETRILLI***(peh-trel-LEE)***SPECIAL TEAMS COORDINATOR**Year at Purdue: 2nd
Year Coaching: 17th
Alma Mater: Boise State - 2012**FIELD****PREVIOUS STOPS:** North Texas, Drake, Idaho, Charleston Southern


- Spent last season as a special teams analyst for Purdue
- Served as a paratrooper in the US Army 82nd Airborne Division
- Played collegiately at Carroll College in Montana
- He and his wife Christal have five children - Addison, Andrew, Audrey, Asher and Adino

**JUSTIN SINZ****TIGHT ENDS**Year at Purdue: 10th
Year Coaching: 10th
Alma Mater: Purdue - 2014**FIELD****PREVIOUS STOPS:** Purdue

- Served as a graduate assistant, offensive quality control and analyst, before becoming a coach in 2024
- Assistant recruiting coordinator for two seasons, helping Purdue win the Big Ten West crown for the first time
- Played in 50 games with 20 starts at Purdue, going for 80 receptions, 670 yards and seven touchdowns
- He and his wife, Connie, have three daughters: Jora, Cami and Jaell

**STANTON KEANE****SR. OFFENSIVE ANALYST (COACHING QUARTERBACKS)**Year at Purdue: 2nd
Year Coaching: 8th
Alma Mater: Texas Tech - 2018**FIELD****PREVIOUS STOPS:** West Virginia, USC, Texas Tech

- Tapped to coach the quarterbacks ahead of the Wisconsin game
- Helped lead USC to the 11th-ranked passing offense with 319.3 yards per game
- He served as a graduate assistant at Texas Tech, USC and West Virginia
- Played fullback at Texas Tech before shifting to student coach after injuries ended his playing career

**PRESTON GORDON**
Senior Defensive Analyst**ANDY BUH**
Senior Defensive Analyst**T.J. MCCOLLUM**
Defensive Analyst**ANGEL MATUTE**
Offensive Analyst**JEFF SMART**
Defensive Analyst**DURREN NEAL**
Offensive Analyst



GAME 12 NOTES • Purdue at Indiana



PURDUE QUICK FACTS

Location	West Lafayette, Indiana
Enrollment	52,211
Founded	1869
Conference	Big Ten
Colors	Old Gold and Black
Nickname	Boilermakers
President	Dr. Mung Chiang
Athletics Director	Mike Bobinski
Head Coach (Year)	Ryan Walters (2nd)
Alma Mater	Colorado (2008)
First Year of Football	1887 (137th season)
All-Time Record (BIG)	642-606-48 (352-428-32)
Stadium	Ross-Ade Stadium (101st season)
Capacity	61,441

PURDUE MEDIA RELATIONS

Adam Kuffner, Director (Primary)

Office: 765-494-3196 / Cell: 662-816-0497
Email: kuffner@purdue.edu

Patrick Crawford, Associate Athletics Director

Office: 765-494-3145 / Cell: 337-412-4220
Email: pcrawf@purdue.edu

Ian MacDougall, Associate Director (Secondary)

Office: 765-494-0529 / Cell: 317-313-7486
Email: imacdoug@purdue.edu

Brian Minutolo, Assistant Director (Secondary)

Cell: 845-401-6686
Email: bminutol@purdue.edu

Brook Weber, Assistant Director

Cell: 903-839-0686
Email: weber261@purdue.edu

The Purdue locker room will be closed to the media. For home games, the press conference will be located in the Kozuch Football Performance Center across the street from Ross-Ade Stadium.

Contact a member of the Purdue strategic communications team for information regarding road game press conference procedures.

WEEKLY MEDIA SCHEDULE

MONDAY

(Mackey Arena Media Room)

1:30 PM - Offensive Analyst Jason Simmons
1:45 PM - Defensive Coordinator Kevin Kane
2 PM - Head Coach Ryan Walters
2:15 PM - Student-Athletes

TUESDAY

(Bimel Practice Fields or Mollenkopf Indoor Field)
Post Practice - Requested Student-Athletes

WEDNESDAY

(Bimel Practice Fields or Mollenkopf Indoor Field)
Post Practice - Requested Student-Athletes

THURSDAY

6 PM - Airing Purdue Football Live on Z96.5 WAZY
Ryan Walters, Kevin Kane, Jason Simmons

LONGEST PLAYS OF THE YEAR

Rushing	69 - Elijah Jackson, vs. Indiana State
Rushing TD	69 - Elijah Jackson, vs. Indiana State
Passing	63 - Max Klare from Browne, at Illinois
Passing TD	53 - Jahmal Edrine from Browne, at Illinois
Punt Return	20 - Dillon Thieneman, at Oregon State
Kick Return	33 - Elijah Jackson, vs. Indiana State
INT Return	-
Fumble Return	16 - Will Heldt (TD), at Illinois
Punt	64 - Keelan Crimmins, vs. Notre Dame
Field Goal	45 - Spencer Portath, vs. Nebraska

BOILERMAKER OVERTIME GAMES

ALL-TIME OVERTIME RECORD: 6-12
LAST OVERTIME GAME: Nov. 2, 2024 vs. Northwestern - 26-20, Loss
OVERTIME AT HOME: 2-4 • **AWAY:** 3-6 • **NEUTRAL:** 1-2

Jan. 1, 2000	vs. #21 Georgia	L, 28-25 (OT) <i>Outback Bowl</i>
Oct. 21, 2000	at Wisconsin	W, 30-24 (OT)
Sept. 29, 2001	at Minnesota	W, 35-28 (OT)
Oct. 12, 2002	at Illinois	L, 31-38 (OT)
Nov. 15, 2003	at #4 Ohio State	L, 13-16 (OT)
Jan. 1, 2004	vs. #11 Georgia	L, 27-34 (OT) <i>Capital One Bowl</i>
Sept. 24, 2005	at Minnesota	L, 35-42 (2 OT)
Sept. 9, 2006	Miami (OH)	W, 38-31 (OT)
Sept. 13, 2008	#16 Oregon	L, 26-32 (2 OT)
Nov. 27, 2010	Indiana	L, 31-34 (OT)
Nov. 12, 2011	Ohio State	W, 26-23 (OT)
Oct. 20, 2012	at #7 Ohio State	L, 22-29 (OT)
Oct. 8, 2016	at Illinois	W, 34-31 (OT)
Nov. 17, 2018	Wisconsin	L, 44-47 (3 OT)
Nov. 30, 2019	Indiana	L, 41-44 (2 OT)
Dec. 30, 2021	vs. Tennessee	W, 48-45 (OT) <i>Music City Bowl</i>
Oct. 12, 2024	at #23 Illinois	L, 50-49 (OT)
Nov. 2, 2024	Northwestern	L, 26-20 (OT)

PURDUE SHUTOUTS

Times Purdue Shut Out an Opponent: 181 (173 wins)
Last Shutout by Purdue: 49-0, vs. Indiana State, 8/31/2024
Largest Shutout Victory: 96-0, vs. Butler, 10/21/1893
Times an Opponent Shut Out Purdue: 126 (118 losses)
Last Time Purdue was Shut Out: 45-0, at Ohio State, 11/9/2024
Largest Shutout Loss: 56-0, vs. Ohio State, 11/2/2013
56-0, at Chicago, 11/9/1907

PURDUE HALL OF FAMERS

COLLEGE FOOTBALL HALL OF FAME (16)	Induction
Elmer Oliphant, HB, 1911-13	1955
Alex Agase, OL, 1943	1963
Cecil Isbell, HB, 1935-37	1967
Bob Griese, QB, 1964-66	1984
Chalmers "Bump" Elliot, HB, 1943-44	1989
Leroy Keyes, HB, 1966-68	1990
Mike Phipps, QB, 1967-69	2006
Mark Herrmann, QB, 1977-80	2010
Otis Armstrong, RB, 1970-72	2012
Dave Butz, DT, 1970-72	2014
Rod Woodson, CB, 1983-86	2016
Andy Smith, Coach, 1913-15	1955
Jim Phelan, Coach, 1922-29	1873
Jack Mollenkopf, Coach, 1956-69	1988
Jim Young, Coach, 1977-81	1999
William "Lone Star" Dietz, Coach, 1921	2012
John Luckhardt, 1966	2022

PRO FOOTBALL HALL OF FAME (4)

	Induction Class
Len Dawson, QB, 1957-75	1987
Bob Griese, QB, 1967-80	1990
Hank Stram, Coach, 1960-74, 1976-77	2003
Rod Woodson, CB/S, 1987-2003	2009

AROUND THE BIG TEN

SCHOOL	CONF	OVERALL	STREAK
Oregon	8-0	11-0	W11
Ohio State	7-1	10-1	W5
Penn State	7-1	10-1	W3
Indiana	7-1	10-1	L1
Illinois	5-3	8-3	W2
Iowa	5-3	7-4	W1
Minnesota	4-4	6-5	L2
Washington	4-4	6-5	W1
Rutgers	3-5	6-5	L1
Michigan	4-4	6-5	W1
USC	4-5	6-5	W2
Nebraska	3-5	6-5	W1
Michigan State	3-5	5-6	W1
Wisconsin	3-5	5-6	L4
UCLA	3-6	4-7	L2
Northwestern	2-6	4-7	L2
Maryland	1-7	4-7	L4
Purdue	0-8	1-10	L10

Friday, Nov. 29

Minnesota at Wisconsin	Noon
Nebraska at Iowa	7:30 PM

Saturday, Nov. 30

Michigan at Ohio State	Noon
Illinois at Northwestern	Noon
Notre Dame at USC	3:30 PM
Fresno State at UCLA	3:30 PM
Rutgers at Michigan State	3:30 PM
Maryland at Penn State	3:30 PM
Purdue at Indiana	7 PM
Washington at Oregon	7:30 PM

AWARDS LIST

RYAN BROWNE

Shaun Alexander Player of the Week - Oct. 12

HUDSON CARD

Johnny Unitas Golden Arm Award, Manning Award, Senior Bowl,
Earl Campbell Tyler Rose Award Watch List
Earl Campbell Tyler Rose Award Honor Roll (Week 1)

JAHMAL EDRINE

Comeback Player of the Year Award Watch List

GUS HARTWIG

Rimington Trophy, Senior Bowl Jason Witten College Man of the
Year Watch List, Campbell Award semifinalist

MAX KLARE

Comeback Player of the Year Award Watch List

MARCUS MBOW

Senior Bowl Watch List

DEVIN MOCKOBEE

Doak Walker Award Watch List

DILLON THIENEMAN

Second Team Preseason All-America (AP, Sporting News, Walter
Camp, ESPN, USA TODAY, Phil Steele, Athlon Sports, Pick Six)
First Team Preseason All-Big Ten (Phil Steele, Athlon Sports)
Chuck Bednarik Award, Bronko Nagurski Trophy, Jim Thorpe
Award, Lott IMPACT Award Watch Lists





RECORDS WATCH

Career Rushing Attempts

1	Otis Armstrong	1970-72	670
2	Kory Sheets	2005-08	664
3	Mike Alstott	1992-95	644
4	Montrell Lowe	1999-02	612
5	Scott Dierking	1973-76	578
6	Jerod Void	2002-05	569
7	Markell Jones	2015-18	542
8	Edwin Watson	1994-97	530
9	Perry Williams	1966-68	514
10	Devin Mockobee	2022-Pres.	491

Career Rushing Yards

1	Mike Alstott	1992-95	3,635
2	Kory Sheets	2005-08	3,341
3	Otis Armstrong	1970-72	3,315
4	Scott Dierking	1973-76	2,863
5	Montrell Lowe	1999-02	2,648
6	Markell Jones	2015-18	2,594
7	Edwin Watson	1994-97	2,520
8	Harry Szulborski	1946-49	2,478
9	Devin Mockobee	2022-Pres.	2,445
10	Corey Rogers	1991-95	2,436

Career Rushing Touchdowns

1	Kory Sheets	2005-08	48
2	Mike Alstott	1992-95	39
3	Jerod Void	2002-05	36
4	Perry Williams	1966-68	30
5	Leroy Keyes	1966-68	29
6	Corey Rogers	1991-95	27
7	Scott Dierking	1973-76	25
	Edwin Watson	1994-97	25
9	Markell Jones	2015-18	20
10	Stan Brown	1968-70	19
	Devin Mockobee	2022-Present	19

Career Rushing Yards Per Carry

1	Leroy Keyes	1966-68	5.88 (356-2,094)
2	Jeff Hill	1990-93	5.80 (207-1,200)
3	Mike Alstott	1992-95	5.64 (644-3,635)
4	Jaycen Taylor	2006-07, 09	5.60 (290-1,624)
5	Akeem Hunt	2011-14	5.48 (371-2,035)
6	Duane Purvis	1932-34	5.43 (332-1,802)
7	Jim Carter	1932-34	5.37 (288-1,547)
8	D.J. Knox	2014-15, 17-18	5.22 (355-1,853)
9	Harry Szulborski	1946-49	5.18 (478-2,478)
10	Kendall Matthews	1994-97	5.15 (230-1,185)
11	Kory Sheets	2005-08	5.03 (664-3,341)
12	Devin Mockobee	2022-Pres.	4.98 (491-2,445)
	Corey Rogers	1991-95	4.98 (489-2,436)
14	Otis Armstrong	1970-72	4.95 (670-3,315)
	Scott Dierking	1973-76	4.95 (578-2,863)
16	Babe Dimancheff	1943-44	4.91 (285-1,399)

Career 100-Yard Rushing Games

1	Mike Alstott	1992-95	16
2	Otis Armstrong	1970-72	13
3	Harry Szulborski	1946-49	11
4	Scott Dierking	1973-76	9
	Kory Sheets	2005-08	9
6	Montrell Lowe	1999-02	8
	Devin Mockobee	2022-Present	8
8	Leroy Keyes	1966-68	7
	Jerod Void	2002-05	7
10	Mel Gray	1982-83	6
	Joey Harris	2001-02	6
	Jeff Hill	1990-93	6
	Corey Rogers	1991-95	6

Career All-Purpose Yards

1	Dorien Bryant	2004-07	6,219
2	Kory Sheets	2005-08	4,944
3	Mike Alstott	1992-95	4,710
4	Akeem Hunt	2011-14	4,623
5	Otis Armstrong	1970-72	4,601
6	Vinny Sutherland	1997-00	4,005
7	Taylor Stubblefield	2001-04	3,805
8	John Standeford	2000-03	3,796
9	Leroy Keyes	1966-68	3,757
10	Scott Dierking	1973-76	3,561
11	Jerod Void	2002-05	3,199
12	Edwin Watson	1994-97	3,196
13	Raheem Mostert	2011-14	3,170
14	Harry Szulborski	1946-49	3,103
15	Rondale Moore	2018-20	3,094
16	Brian Alford	1994-97	3,085
17	Devin Mockobee	2022-Pres.	3,107

Single-Season Receiving Yards By a Tight End

1	Dave Young	1980	917
2	Dustin Keller	2007	881
3	Brycen Hopkins	2019	830
4	Dustin Keller	2006	771
5	Cliff Benson	1982	762
6	Ashley Bell	1969	669
7	Max Klare	2024	649
8	Tim Stratton	1999	585
9	Brycen Hopkins	2018	583
10	Tim Stratton	2000	579

Career Receiving Yards By a Tight End

1	Dave Young	1977-80	2,202
2	Tim Stratton	1998-01	1,956
3	Brycen Hopkins	2016-19	1,945
4	Dustin Keller	2004-07	1,882
5	Cliff Benson	1981-83	1,546
6	Payne Durham	2019-22	1,275
7	Marty Scott	1982-85	1,197
8	Cole Herdman	2015-18	1,010
9	Ashley Bell	1969-71	908
10	Charles Davis	2002-05	865
11	Max Klare	2023-Pres.	845

Career Tackles-For-Loss

1	Jeff Zgonina	1989-92	72.0-244
2	Rosevelt Colvin	1995-98	61.0-272
3	Shaun Phillips	2000-03	60.5-238
4	Keena Turner	1976-79	58.0-347
5	Ryan Kerrigan	2007-10	57.0-289
6	Akin Ayodele	1999-01	54.0-261
7	Matt Mitrione	1998-01	50.0-162
8	Kawann Short	2009-12	49.0-179
9	Anthony Spencer	2003-06	44.0-207
10	Kydran Jenkins	2020-Pres.	43.5-170

Career Sacks

1	Rosevelt Colvin	1995-98	35.0-191
2	Shaun Phillips	2000-03	33.5-175
	Ryan Kerrigan	2007-10	33.5-229
4	Jeff Zgonina	1989-92	29.0-151
	Akin Ayodele	1999-01	29.0-194
6	Kydran Jenkins	2020-Pres.	23.0-132

Career Interceptions

1	Stuart Schweigert	2000-03	17
2	Ricardo Allen	2010-13	13
	Cam Allen	2019-23	13
3	Bob Corby	1965-67	11
	Don Anderson	1981-84	11
	Rod Woodson	1983-86	11
	Marc Foster	1985-88	11
	Jimmy Young	1990-93	11
	Adrian Beasley	1996-99	11
9	Bill Kay	1977-80	10
	Landon Feichter	2011-14	10
	Frankie Williams	2012-15	10
12	Tim Foley	1967-69	9
	Cris Dishman	1984-87	9
	Jamel Coleman	1994-96	9
15	Chuck Piebes	1970-72	8
	Rock Supan	1976-78	8
	Robert Williams	1978-81	8
	Kennedy Wilson	1982-85	8
19	Phil Mateja	1951-52	7
	Tim Racke	1971-73	7
	Eric Beatty	1989-92	7
	Jacques Reeves	2000-03	7
	Antwaun Rogers	2001-04	7
	Torri Williams	2004-09	7
25	Dillon Thieneman	2023-Pres.	6

Field Goals by a Freshman

1	Travis Dorsch	1998	22
2	Chris Summers	2006	18
3	J.D. Dellinger	2016	14
4	Larry Sullivan	2006	7
	Spencer Porath	2024	7





ROSS-ADE HISTORY

- Ross-Ade Stadium was dedicated Nov. 22, 1924, ahead of its first game when Purdue hosted Indiana. The Boilermakers demolished their in-state foes in a 26-7 rout.
- The two men for whom the stadium is named after, David E. Ross and George Ade, were instrumental in building a stadium that has served as the backdrop to Purdue lore over the last 101 seasons. Ross conceived of the idea for a new stadium to replace Stuart Field, a 5,000-seat stadium that hosted Purdue Football from 1892 to 1924 and was located where the Elliot Hall of Music stands today.
- The original capacity for Ross-Ade Stadium in 1924 was 18,500, including standing room tickets. Over the years and several renovations, the capacity grew to its largest at 69,200 in 1970.
- The largest crowd ever to see a game at Ross-Ade is 71,629 against Indiana on Nov. 22, 1980, when Purdue outlasted the Hoosiers, 24-23, on the shoulders of consensus All-Americans quarterback (and current John Purdue Club Director of Leadership and Alumni Engagement) Mark Hermann and tight end Dave Young.
- Additional upgrades to the stadium included a new press box, luxury boxes and premium club areas in 2003 as a part of a \$70 million project. Permanent lighting was installed in 2017 and a new sound system in 2018.
- The Tyler Trent (T²) Student Gate was dedicated during the 2019 season in memory of Purdue superfan Tyler Trent who passed away at the age of 20 from osteosarcoma. The T² Gate was relocated to the south side of the stadium after the 2023 student section renovations were completed.

PHASE 1

The 2023 season saw the completion of the Phase I of a multi-phased renovation project at a cost of more \$45 million, fully funded by gifts to the John Purdue Club.

The three main enhancements to the stadium were the Tiller Tunnel, the south end zone student section and the team dining facility, which opened in July, on the north side of the stadium, bringing the total capacity up to 61,441

SOUTH END ZONE PROJECT

The Purdue student section and the All-American Marching Band have a new home in the south end zone of Ross-Ade Stadium. As a part of the Phase I project, the dedicated student section enhancements included the addition of a new Tyler Trent student entrance area, safe standing seats, patio and deck areas, rail seating, and enhanced concessions.

The completion of the bowl, in addition to the investment in the size of the concourse, allows for a more accessible fan experience as fans will now be able to traverse the entire stadium at the concourse level.

TILLER TUNNEL

The Boilermakers run onto Rohrman Field at Ross-Ade Stadium via the Tiller Tunnel. Completed in 2023, the tunnel provides direct access to the team back to the Kozuch Football Performance Center.

The tunnel is named in honor of the Purdue Hall of Fame inductee Joe Tiller, the winningest coach in the history of Purdue Football. Tiller left an incredible legacy on the program and Boilermakers everywhere. The result was 10 bowl games, including the 2001 Rose Bowl, and a Big Ten Conference championship in 2000.

ROSS-ADE QUICK FACTS

Stadium	Ross-Ade Stadium (1924)
Field Name	Rohrman Field (2019)
All-Time Ross-Ade Record	301-210-13
All-Time Home Record	394-254-25
Capacity	61,441
First Game	Purdue 26, Indiana 7 - 1924
Largest Crowd	71,629 vs. Indiana - 1980
Renovated	2002, 2023
Expanded	1930, 1949, 1955, 1964, 1696, 2023
Creators	David E. Ross - Purdue 1893 Inventor, Engineer, Businessman, Board of Trustees George Ade - Purdue 1887 Writer, Playwright, Newspaper Columnist, Board of Trustees

ROSS-ADE MILESTONES

- Nov. 22, 1924 - Purdue dedicates Ross-Ade Stadium, winning the Homecoming matchup over Indiana 26-7.
- 1975 - Prescription Athletic Turf is developed at Purdue is installed, a network of pipes connected to pumps capable of keeping the field playable.
- Nov. 22, 1980 - The largest crowd in Ross-Ade history, 71,629, views the game against Indiana.
- 2017 - Permanent lighting is installed at a cost of \$5.6 million.
- 2020 - Purdue installed a 150-feet, 4-inches wide and 56-feet, 9-inches high video board at the south end, more than four-times larger than the previous board built in 2007.
- Sept. 4, 2021 - The Boilermakers played their 500th game at Ross-Ade Stadium, defeating Oregon State 30-21 in front of a crowd of 53,656.
- Sat. 25, 2023 - Purdue defeated Indiana 35-31, recording its 300th victory at Ross-Ade Stadium.

ROSS-ADE RECORDS

RUSHING

Attempts	53 - Lorenzo White vs. Michigan State, 1985
Yards	350 - Eric Allen from Michigan State, 1971
TDs	4 - 7x last Kory Sheets vs. Miami Ohio, 2006
Longest	94 - Mike Pruitt vs. Iowa, 1974
Average	179.10-179 - Mike Pruitt vs. Iowa, 1974

PASSING

Attempts	73 - Dwayne Haskins from Ohio State, 2018
Completions	49 - Dwayne Haskins from Ohio State, 2018
Completions %	96% - Hudson Card vs. Indiana State, 2024
Yards	572 - David Blough vs. Missouri, 2018
TDs	6 - 3x last Curtis Painter vs. Eastern Illinois, 2007
INTs	6 - Dale Samuels vs. Miami Fla., 1950
Longest	99 - Brees to Sutherland vs. Northwestern, 1999

RECEIVING

Receptions	21 - Chris Daniels vs. Michigan State, 1999
Yards	301 - Chris Daniels vs. Michigan State, 1999
TDs	4 - Reggie Arnold vs. Iowa, 1977

TOTAL OFFENSE

Yards	590 - David Blough vs. Missouri, 2018
-------	---------------------------------------

SCORING

Points	25 - Cecil Isbell vs. Ohio, 1936
TDs	4 - many, last Kory Sheets vs. Michigan, 2008
FG Att.	6 - Rick Anderson vs. Michigan State, 1980; Chris Summers vs. Oregon, 2008
FG Made	5 - Rick Anderson vs. Michigan State, 1980
Longest FG	59 - Ralf Mojsiejenko from Michigan State, 1983 59 - Carson Wiggs vs. Toledo, 2009

INTERCEPTIONS

Most	3 - many, last Anthony Brown vs. Nebraska, 2015
Long Return	100 - David Brown Ohio State, 1986; Marlon Kerner Ohio State, 1993; Michael Hawthorne 65 yds and Billy Gustin 35 yds vs. UCF, 1998

RETURNS


Longest Punt Return	92 - Phil Mateja vs. Iowa, 1951
Longest Kick Return	100 - Stan Brown vs. Indiana, 1970; Jimmy Smith vs. Stanford, 1981

Additional records can be found on page 105 of the Purdue Football Record Book.





GAME 12 NOTES • Purdue at Indiana



273

Entering the 2024-25 NFL season, there have been 273 Boilermakers to appear on an active roster in the NFL.

325

Purdue has seen 325 of its players get drafted into the professional ranks of the NFL, AFL, USFL and XFL.

23

Twenty-three Boilermakers have been selected in the first round, most recently two-time Super Bowl champion George Karlaftis.

DEN OF DEFENSIVE ENDS

Throughout its history, Purdue has produced many outstanding defensive ends, creating an institution unlike any other in college football - The Den of Defensive Ends.

The tradition of The Den of Defensive Ends dates to the days of Leo Sugar and Lamar Lundy from the late 1940s to the mid-1950s and Keena Turner in the late 1970s, but it has flourished more recently. While Purdue's high-powered offense has made headlines under head coaches Joe Tiller, Jeff Brohm and Ryan Walters, the Boilermakers' defense made a name for itself principally for the play of its ends.

CLIFF AVRIL (PURDUE 2004-07)
35 tackles-for-loss, 13 sacks at Purdue, All-Big Ten

AKIN AYODELE (PURDUE 1999-01)
54 tackles-for-loss, 29 sacks at Purdue 3-time All-Big Ten

ROSEVELT COLVIN (PURDUE 1995-98) - PURDUE HALL OF FAME - 2016
35 career sacks, 61 tackles-for-loss at Purdue, 2-time All-Big Ten
Super Bowl XXXVIII, XXXIX champion

RAY EDWARDS (PURDUE 2003-05)
16 career sacks at Purdue

GEORGE KARLAFTIS (PURDUE 2019-21)
30.5 tackles-for-loss, 14.5 sacks, 3-time All-Big Ten, First Team All-America
Super Bowl LVII, LVIII champion

RYAN KERRIGAN (PURDUE 2007-10) - PURDUE HALL OF FAME - 2018
14 forced fumbles, 2-time All-Big Ten, All-America, Big Ten DPOTY
4-time Pro Bowl selection

LAMAR LUNDY (PURDUE 1954-56) - PURDUE HALL OF FAME - 1995
Team MVP, 2-time All-Big Ten

ROB NINKOVICH (PURDUE 2004-05)
16 career sacks at Purdue, All-Big Ten
Super Bowl XLIX, LI champion

CHIKE OKEAFOR (PURDUE 1994-96, 1998)
318 tackles, 15 sacks at Purdue, All-Big Ten

SHAUN PHILLIPS (PURDUE 2000-03)
60.5 tackles-for-loss, 33.5 sacks at Purdue, All-Big Ten

ANTHONY SPENCER (PURDUE 2003-06)
44 tackles-for-loss, 21.0 sacks at Purdue, All-Big Ten, All-America

LEO SUGAR (PURDUE 1949-51) - PURDUE HALL OF FAME - 2006
2-time All-Big Ten, All-America

KEENA TURNER (PURDUE 1976-79) - PURDUE HALL OF FAME - 2006
58 tackles-for-loss at Purdue, 2-time All-Big Ten
Super Bowl XVI, XIX, XXIII, XXIV champion

CURRENT BOILERMAKERS IN THE NFL

Payne Durham	Tampa Bay Buccaneers	Active
Charlie Jones	Cincinnati Bengals	Active
Sanoussi Kane	Baltimore Ravens	Active
George Karlaftis	Kansas City Chiefs	Active
Raheem Mostert	Miami Dolphins	Active
Aidan O'Connell	Las Vegas Raiders	Active
Tyrone Tracy Jr.	New York Giants	Active
Derrick Barnes	Detroit Lions	I.R.
David Bell	Cleveland Browns	I.R.
Ja'Whaun Bentley	New England Patriots	I.R.
Anthony Brown	Carolina Panthers	I.R.
Rondale Moore	Atlanta Falcons	I.R.
Cory Trice Jr.	Pittsburgh Steelers	I.R.
Markus Bailey	Arizona Cardinals	Practice
Jalen Graham	San Francisco 49ers	Practice
Reese Taylor	Denver Broncos	Practice

SUPER BOWL BOILERS

A Purdue Boilermaker has won 24 of the 58 Super Bowls. Twenty-four different Boilermakers have won the NFL's ultimate prize, while Purdue has been represented in 39 of the games.

Super Bowl	Player(s)	Team
I (1)	Len Dawson, Hank Stram !	Kansas City Chiefs
II (2)	None	
III (3)	None	
IV (4)	Len Dawson, Hank Stram ! *	Kansas City Chiefs
V (5)	None	
VI (6)	Tim Foley, Bob Griese	Miami Dolphins
VII (7)	Tim Foley, Bob Griese*	Miami Dolphins
VIII (8)	Tim Foley, Bob Griese*	Miami Dolphins
IX (9)	None	
X (10)	None	
XI (11)	None	
XII (12)	Otis Armstrong	Denver Broncos
XIII (13)	None	
XIV (14)	None	
XV (15)	None	
XVI (16)	Keena Turner*	San Francisco 49ers
XVII (17)	Dave Butz*	Washington Redskins
XVIII (18)	Dave Butz	Washington Redskins
XIX (19)	Keena Turner*	San Francisco 49ers
	Mark Brown	Miami Dolphins
XX (20)	None	
XXI (21)	Mark Jackson	Denver Broncos
XXII (22)	Dave Butz*	Washington Redskins
	Mark Jackson	Denver Broncos
XXXIII (23)	Keena Turner*	San Francisco 49ers
XXIV (24)	Keena Turner*	San Francisco 49ers
	Mark Jackson	Denver Broncos
XV (25)	None	
XVI (26)	None	
XVII (27)	None	
XVIII (28)	None	
XXIX (29)	None	
XXX (30)	Jim Schwartz*	Dallas Cowboys
	Rod Woodson	Pittsburgh Steelers
XXXI (31)	None	
XXXII (32)	None	
XXXIII (33)	None	
XXXIV (34)	Jeff Zgonina	St. Louis Rams
	Steve Jackson	Tennessee Titans
XXXV (35)	Rod Woodson*	Baltimore Ravens
XXXVI (36)	Matt Light, David Nugent*	New England Patriots
	Jeff Zgonina	St. Louis Rams
XXXVII (37)	Mike Alstott*	Tampa Bay Buccaneers
	Rod Woodson	Oakland Raiders
XXXVIII (38)	Roosevelt Colvin,	
	Brandon Gorin, Matt Light	
	Gene Mruczkowski*	New England Patriots
XXXIX (39)	Roosevelt Colvin,	
	Brandon Gorin, Matt Light	
	Gene Mruczkowski*	New England Patriots
	Ian Allen	Philadelphia Eagles
XL (40)	Chukky Okobi*	Pittsburgh Steelers
	Niko Koutouvides, Craig Terrill	Seattle Seahawks
XLI (41)	Gilber Gardner, John Standeford*	Indianapolis Colts
	Kyle Orton	Chicago Bears
XLII (42)	Roosevelt Colvin, Matt Light	New England Patriots
XLIII (43)	Chike Okeafor	Arizona Cardinals
XLIV (44)	Drew Brees* #	New Orleans Saints
	Curtis Painter	Indianapolis Colts
XLV (45)	Mike Neal*	Green Bay Packers
XLVI (46)	Niko Koutouvides, Matt Light	
	Rob Ninkovich	New England Patriots
	Bernard Pollard*	Baltimore Ravens
XLVII (47)	Cliff Avril*	Seattle Seahawks
XLVIII (48)	Shaun Phillips	Denver Broncos
	Rob Ninkovich*	New England Patriots
XLIX (49)	Cliff Avril	Seattle Seahawks
	Kawann Short	Carolina Panthers
L (50)	Rob Ninkovich*	New England Patriots
LI (51)	Ricardo Allen	Atlanta Falcons
	Jason King	New England Patriots
LII (52)	Ja'Whaun Bentley*	New England Patriots
LIII (53)	Raheem Mostert,	
LIV (54)	Jacob Thieneman	San Francisco 49ers
LV (55)	None	
LVI (56)	Brycen Hopkins*	Los Angeles Rams
	Ricardo Allen, Markus Bailey	Cincinnati Bengals
LVII (57)	George Karlaftis*	Kansas City Chiefs
LVIII (58)	George Karlaftis*	Kansas City Chiefs

* Denotes winner | ! Denotes head coach | # Denotes Super Bowl MVP





TEAM GAME-BY-GAME STATS

Game	ISU	ND	OSU	NEB	WIS	ILL	ORE	NU	OSU	PSU	MSU	IND	Total
Points	49	7	21	10	6	49	0	20	0	10	17		189-172
	0	66	38	28	52	50	35	26	45	49	24		413-376
Total Offense	583	162	319	224	216	536	301	337	206	302	338		3,524
	154	578	445	405	589	556	421	424	433	539	293		4,837
Total Plays	66	49	47	58	48	58	59	64	59	59	66		631
	53	70	75	56	73	73	60	69	66	61	69		727
Yards Per Play	8.8	3.3	6.8	4.0	4.5	9.2	5.1	5.3	3.5	5.1	5.1		5.6
	2.9	8.3	5.9	7.0	8.1	7.6	7.0	6.1	6.6	8.8	4.2		6.7
First Downs	26	6	13	12	10	21	16	16	15	16	19		171
	11	27	25	25	28	28	25	19	24	23	22		257
Rush Attempts	31	25	30	31	26	32	40	23	38	28	19		323
	43	44	57	32	41	39	35	30	35	34	38		428
Yards Rushing	248	38	263	50	99	239	208	47	98	85	-4		1,371
	104	362	341	161	228	177	131	122	173	234	134		2,167
Yards Per Rush	8.0	1.5	8.8	1.6	3.8	7.5	5.2	2.0	2.6	3.0	-0.2		4.2
	2.4	8.2	6.0	5.0	5.6	4.5	3.7	4.1	4.9	6.9	3.5		5.1
Rushing Touchdowns	3	0	2	0	0	2	0	1	0	0	1		9
	0	6	4	2	4	3	3	2	2	3	1		30
Passing Completions	30	11	7	18	12	18	9	25	9	15	26		180
	5	18	10	16	21	20	21	25	21	22	15		194
Passing Attempts	35	24	17	25	22	26	19	41	21	31	47		308
	10	26	18	26	32	34	25	39	31	27	31		299
Completion %	85.7	45.8	41.2	72.0	54.5	69.2	47.3	60.9	42.9	48.4	55.3		58.4
	50.0	69.2	55.6	61.5	65.6	58.8	84.0	64.1	67.7	81.5	48.4		64.9
Passing Yards	335	124	56	174	117	297	93	290	108	217	342		2,153
	50	216	104	244	361	379	290	302	260	305	159		2,670
Passing Touchdowns	4	1	1	1	0	3	0	1	0	1	1		13
	0	2	0	1	3	3	2	1	3	4	2		21
Had Intercepted	0	2	1	1	0	0	1	0	1	0	1		7
	0	0	0	0	2	0	1	1	0	0	0		4
Field Goals	0-0	0-0	0-0	1-2	2-2	2-2	0-1	2-2	0-2	1-2	1		9-15
	0-1	1-1	1-2	0-3	1-1	3-3	0-1	2-2	1-1	0-0	1		10-16
Punting No.-Avg.	3-46.7	10-47.3	4-43.2	6-43.0	8-43.9	2-48.5	4-39.5	4-46.5	4-33.5	8-46.0	3-132		56-44.1
	10-37.4	4-37.5	2-53.0	3-34.3	2-49.5	1-43.0	2-48.0	3-48.7	2-46.0	4-42.5	5-246		38-42.8
Time of Possession	29:31	24:17	19:45	29:42	28:13	26:49	30:02	24:59	29:11	28:40	27:41		27:10
	30:29	35:43	40:15	30:18	31:47	33:11	29:58	35:01	30:49	31:20	32:19		32:50
Third Downs	7-12	1-12	2-9	7-15	1-11	5-10	4-12	7-16	2-12	5-14	5-13		46-136
	1-12	7-12	7-14	1-8	8-14	8-12	5-9	9-16	5-12	9-14	6-14		66-137
Fourth Downs	1-1	0-1	0-2	0-0	0-0	0-1	0-3	1-3	0-3	0-0	2-3		4-17
	0-0	0-0	1-3	1-1	1-1	0-1	1-1	2-2	2-3	1-1	2-2		11-15
Red-Zone Scoring	5-5	1-1	2-4	1-2	2-2	6-6	0-1	4-5	0-2	2-2	3-4		26-34
	0-0	4-4	4-5	2-4	4-4	7-7	5-5	2-2	6-6	3-3	3-3		40-43
Red Zone TDs-FGs	5-0	1-0	2-0	1-0	0-2	4-2	0-0	2-2	0-0	1-1	2-1		18-8
	0-0	4-0	3-1	2-0	3-1	5-2	5-5	1-1	5-1	3-0	3-0		34-6
Turnovers	0	2	2	1	2	1	2	0	2	0	2		14
	0	0	0	0	2	1	1	1	0	0	0		5
Points off Turnovers	0	0	0	0	6	7	0	0	0	0	0		13
	0	14	7	7	10	0	0	0	14	0	7		59
Penalties	11-110	7-68	2-25	13-165	6-55	6-38	6-40	2-20	0-0	4-34	4-29		61-584
	2-16	5-40	6-47	11-94	3-30	5-45	4-25	9-85	3-44	3-26	6-75		57-527
Punt Returns	4-43-0	0-0-0	1-20-0	0-0-0	2-2-0	1-(-1)-0	0-0-0	2-17-0	1-0-0	1-0-0	2-14-0		14-6.9
	0-0-0	4-35-0	1-(-2)-0	3-9-0	3-14-0	1-24-0	0-0-0	1-1-0	1-7-0	4-37-0	0-0-0		18-6.9
Kick Returns	1-33-0	3-61-0	0-0-0	1-27-0	2-31-0	1-15-0	0-0-0	1-3-0	0-0-0	1-17-0	0-0-0		10-18.7
	3-66-0	0-0-0	3-46-0	1-8-0	0-0-0	1-9-0	0-0-0	2-45-0	1-18-0	0-0-0	0-0-0		11-17.5
Interception Returns	0-0-0	0-0-0	0-0-0	0-0-0	2-0-0	0-0-0	1-0-0	1-0-0	0-0-0	0-0-0	0-0-0		4-0-0
	0-0-0	2-38-1	1-20-1	1-35-1	0-0-0	0-0-0	1-0-0	0-0-0	1-24-0	0-0-0	1-0-0		7-111-3
Fumble-Lost	1-1	1-0	2-1	0-0	3-2	0-0	2-1	0-0	1-1	0-0	1-1		11-7
	0-0	0-0	0-0	0-0	0-0	2-1	0-0	1-0	0-0	0-0	0-0		4-1
Sacks	3-8	3-17	2-14	1-8	0-0	5-30	4-22	1-8	1-9	0-0	2-6		20-122
	2-8	4-40	0-0	3-35	3-27	1-11	3-14	2-8	4-32	3-14	3-24		30-213
Tackles-for-Loss	11-25	4-18	6-25	2-10	4-8	8-36	4-25	2-12	3-21	7-21	6-27		57-228
	4-10	5-43	4-7	9-51	6-31	3-14	10-32	6-22	5-46	9-22	9-32		70-310
Breakups	1	1	2	3	4	6	1	2	3	0	3		26
	0	4	4	3	5	4	2	3	6	3	7		41



OFFENSIVE STARTERS

	QB	RB/WR	TE/WR	WR/TE/RB	WR	WR	LT	LG	C	RG	RT
INDIANA STATE	Card	Mockobee	M. Klare	Biber	Edrine	Rigby	Sales Jr.	Moussa	Hartwig	Wingfield	Mbow
NOTRE DAME	Card	Mockobee	M. Klare	Tibbs	Edrine	Rigby	Stewart	Moussa	Hartwig	Wingfield	Mbow
Oregon State	Card	Mockobee	M. Klare	Tibbs	Morrisette	Rigby	Stewart	Moussa	Hartwig	Wingfield	Mbow
NEBRASKA	Card	Mockobee	M. Klare	Tibbs	Morrisette	Rigby	Stewart	Moussa	Hartwig	Wingfield	Mbow
Wisconsin	Card	Mockobee	M. Klare	Tibbs	Morrisette	Edrine	Stewart	Moussa	Hartwig	Wingfield	Mbow
Illinois	Browne	Mockobee	M. Klare	Biber	Tibbs	Edrine	Stewart	Moussa	Hartwig	Wingfield	Mbow
OREGON	Browne	Mockobee	M. Klare	Tibbs	Morrisette	Edrine	Stewart	Moussa	Hartwig	Wingfield	Mbow
NORTHWESTERN	Card	Mockobee	M. Klare	Tibbs	CJ Smith	Edrine	Stewart	Moussa	Hartwig	Wingfield	Mbow
Ohio State	Card	Mockobee	M. Klare	Tibbs	CJ Smith	Edrine	Stewart	Moussa	Hartwig	Wingfield	Mbow
PENN STATE	Card	Mockobee	M. Klare	Tibbs	CJ Smith	Edrine	Stewart	Moussa	Hartwig	Wingfield	Mbow
Michigan State	Card	Mockobee	M. Klare	Tibbs	Rigby	Edrine	Stewart	Moussa	Hartwig	Wingfield	Mbow
Indiana											

DEFENSIVE STARTERS

	DL	DL	DL	RUSH/DL	RUSH	LB	LB/DB	LB/DB	DB	DB	DB
INDIANA STATE	Brevard	M'Ba	Lewis	Heldt	Sillah	Jenkins	Grant	M. Brown	Breedlove	Stevens	Thieneman
NOTRE DAME	Brevard	M'Ba	Anderson	Heldt	Sillah	Jenkins	Grant	M. Brown	Breedlove	Stevens	Thieneman
Oregon State	Brevard	M'Ba	Anderson	Heldt	Sillah	Jenkins	Grant	M. Brown	Breedlove	Stevens	Thieneman
NEBRASKA	Brevard	M'Ba	Anderson	Heldt	Sillah	Jenkins	Karlaftis	M. Brown	N. Green	Jefferson II	Thieneman
Wisconsin	Brevard	M'Ba	Anderson	Heldt	Jenkins	Karlaftis	Alisandro	N. Green	Breedlove	Jefferson II	Thieneman
Illinois	Brevard	M'Ba	Anderson	Heldt	Jenkins	Karlaftis	Alisandro	N. Green	Breedlove	Stevens	Thieneman
OREGON	Brevard	M'Ba	Anderson	Heldt	Jenkins	Karlaftis	Alisandro	Bradford	Breedlove	Stevens	Thieneman
NORTHWESTERN	Brevard	M'Ba	Anderson	Heldt	Jenkins	Miller	Alisandro	Bradford	Breedlove	Stevens	Thieneman
Ohio State	Brevard	M'Ba	Anderson	Heldt	Jenkins	Miller	N. Green	Bradford	Breedlove	Stevens	Thieneman
PENN STATE	Brevard	M'Ba	Anderson	Heldt	Jenkins	Miller	N. Green	Bradford	Breedlove	Stevens	Thieneman
Michigan State	Omonode	M'Ba	Anderson	Heldt	Sillah	Jenkins	Miller	N. Green	Breedlove	Stevens	Thieneman
Indiana											

CAREER STARTS *AT PREVIOUS SCHOOL

OFFENSE	Position	19/20	21	22	23	24	Total	Consecutive	DEFENSE	Position	19	20	21	22	23	24	Total	Consecutive
Drew Biber	TE	--	--	--	--	2	2		Botros Alisandro	DB	--	--	--	--	--	4	4	
George Burhenn	TE	--	--	--	1		1		Joe Anderson	DL	--	--	--	--	--	10	10	10
Kam Brown	WR	4*	8*	10*	8*		30		Smiley Bradford	DB	--	--	--	--	--	4	4	
Ryan Browne	QB	--	--	--	--	2	2		Kyndrich Breedlove	DB	--	--	--	--	--	10	10	7
Hudson Card	QB	--	2*	3*	12	9	25	4	Cole Brevard	DT	--	--	--	--	12	10	22	
Jayden Dixon-Veal	WR	--	--	--	5		5		Markevious Brown	DB	--	--	--	--	12	4	16	
Jahmal Edrine	WR	--	--	9*		9	18	7	Tarrion Grant	DB	--	--	--	--	--	3	3	
Ben Furtney	FB	--	--	2			2		Nyland Green	DB	--	--	--	--	--	5	5	5
Jalen Grant	OL	--	--	--	12		12		Will Heldt	RUSH	--	--	--	--	--	11	11	11
Luke Griffin	OL	1*	6*	1*			8		Joseph Jefferson II	DB	--	--	--	--	--	2	2	
Gus Hartwig	OL	3	13	11	9	11	47	20	Kydran Jenkins	LB	--	--	10	14	12	11	47	38
Max Klare	TE	--	--	--	4	11	15	11	Yanni Karlaftis	LB	--	--	--	--	--	8	4	12
Reggie Love III	RB	--	--	1*	7*		8		Damarjhe Lewis	DL	--	--	2	--	--	1	3	
Marcus Mbow	OL	--	--	14	6	11	30	10	Jeffrey M'ba	DL	--	--	--	--	--	11	11	11
Bennett Meredith	QB	--	--	--	1		1		Hudson Miller	LB	--	--	--	--	--	4	4	4
Devlin Mockobee	RB	--	--	7	4	11	22	11	Jireh Ojata	RUSH	6*	10*	10*	10*			36	
De'Nylon Morrisette	WR	--	--	--	--	4	4		Mo Omonode	DL	--	--	--	--	--	1	1	1
Mahamane Moussa	OL	--	--	9	9	11	29	11	Derrick Rogers Jr	DB	--	--	--	--	4		4	
Shamar Rigby	WR	--	--	--	--	5	5	1	Shitta Sillah	RUSH	--	3*	5*	1*	3*	5	17	1
Joshua Sales Jr.	OL	--	--	4	--	1	5		Antonio Stevens	DB	--	--	--	--	3	9	12	6
Andrew Sowinski	WR	--	--	4	2		6		Dillon Thieneman	DB	--	--	--	--	12	11	23	23
CJ Smith	WR	--	--	--	--	3	3		Salim Turner-Muhammad	DB	--	5*	1*	1*			7	
Corey Stewart	OL	--	7*	9*	12*	10	38	10										
Jaron Tibbs	WR	--	--	--	1	10	11	10										
DJ Wingfield	OL	--	--	1*	9*	11	21	11										

GAME-BY-GAME LEADERS

Game	Rushing Attempts	Rushing Yards	Passing Yards	Receptions	Receiving Yards	All-Purpose Yards	Tackles	Tackles For Loss
INDIANA STATE	Mockobee - 11	Mockobee - 89	Card - 273	M. Klare - 5	M. Klare - 71	Jackson - 116	Heldt/Stevens - 7	Heldt - 3.0
NOTRE DAME	Love III - 10	Love III - 61	Card - 124	M. Klare - 3	K. Klare - 52	Love III & Jackson - 61	Thieneman - 9	Thieneman & 2 others - 1.0
Oregon State	Mockobee - 16	Mockobee - 168	Card - 56	M. Klare - 2	M. Klare - 46	Mockobee - 168	Jenkins - 16	Jenkins - 3.0
NEBRASKA	Mockobee - 13	Mockobee - 41	Card - 174	Tibbs - 5	Tibbs - 46	Mockobee - 55	Jefferson II/Thieneman - 9	Brevard/Berglund - 1.0
Wisconsin	Mockobee - 11	Mockobee - 45	Card - 111	4 Tied - 2	M. Klare/Edrine - 26	Mockobee - 70	Heldt/Thieneman - 8	4 Tied - 1.0
Illinois	Browne - 17	Browne - 118	Browne - 297	M. Klare - 6	M. Klare - 133	Mockobee/ M. Klare - 133	Jenkins - 10	Jenkins - 2.5
OREGON	Browne - 14	Love III - 93	Browne - 93	M. Klare - 3	M. Klare - 32	Love III - 93	Karlaftis - 8	Heldt/Omonode - 1.0
NORTHWESTERN	Mockobee - 10	Mockobee - 29	Card - 267	M. Klare - 6	M. Klare - 78	M. Klare - 78	Thieneman - 9	Heldt - 1.0
Ohio State	Mockobee - 13	Mockobee - 73	Card - 108	M. Klare/Mockobee - 2	Rigby - 29	Mockobee - 87	Thieneman - 11	3 Tied - 1.0
PENN STATE	Mockobee - 11	Mockobee - 40	Card - 151	M. Klare - 7	M. Klare - 91	M. Klare - 91	Thieneman - 8	Jenkins - 1.5
Michigan State	Mockobee - 9	Mockobee - 14	Card - 342	M. Klare - 7	Edrine - 87	Edrine - 87	Thieneman - 11	Jenkins - 2
Indiana								





DRIVE CHART (PURDUE/OPPONENT)

Game	Possessions	TDs	FGs		Fum.	Int.	Safety	Punt	Downs	Half	Game	80+Yard	3-And
			Made	Attempted									Out
INDIANA STATE	11/12	7/0	0/0	0/1	1/0	0/0	0/0	3/10	0/0	0/1	0/1	1/0	0/6
NOTRE DAME	15/14	1/8	0/1	0/1	0/0	2/0	0/0	10/4	1/0	1/0	0/1	0/1	8/4
Oregon State	12/11	3/4	0/1	0/2	1/0	1/0	0/0	4/2	2/2	1/0	0/1	0/1	4/1
NEBRASKA	11/10	1/4	1/0	2/3	0/0	1/0	0/0	6/3	0/0	1/0	0/1	0/0	5/0
Wisconsin	12/13	0/7	2/1	2/1	1/0	0/2	0/0	8/2	0/0	1/0	0/1	2/0	3/1
Illinois	11/12	5/6	2/3	2/3	0/1	0/0	0/0	2/1	1/1	1/0	0/0	1/0	1/0
OREGON	10/11	0/5	0/0	1/1	1/0	1/1	0/0	4/2	3/0	0/1	0/1	0/2	2/1
NORTHWESTERN	10/11	2/3	2/2	2/2	0/0	0/1	0/0	4/3	2/0	0/2	0/0	1/0	4/1
Ohio State	11/10	0/5	0/1	2/1	1/0	1/0	0/0	4/2	2/0	1/1	0/1	0/1	2/0
PENN STATE	12/11	1/7	1/0	2/0	0/0	0/0	0/0	8/4	0/0	0/0	1/0	0/1	5/2
Michigan State	10/10	2/3	1/1	2/1	1/0	0/1	0/0	3/5	1/0	0/0	0/1	1/1	1/1
Indiana													
TOTALS	115/115	20/49	8/9	13/14	5/1	6/4	0/0	53/33	11/3	6/5	1/7	5/5	34/16

PURDUE SCORING DRIVES

vs. Indiana State (7)						at Illinois (7)					
Qtr	Res.	Players/Play	Plays	Yards	TOP	Qtr	Res.	Players/Play	Plays	Yards	TOP
1	TD	Card to Klare 9-yard pass	8	55	3:41	2	FG	Porath 22-yards	9	74	4:30
2	TD	Card to Tibbs 8-yard pass	7	76	3:05	3	TD	Browne to Edrine 53-yard pass	6	85	3:10
2	TD	Card to Morrisette 8-yard pass	3	57	1:13	3	FG	Porath 24-yards	6	64	2:35
3	TD	Love III 6-yard rush	9	66	4:11	4	TD	Browne to Tibbs 8-yard pass	6	75	2:46
3	TD	Card to L. Smith 31-yard pass	4	50	1:34	4	TD	Mockobee 2-yard rush	10	75	3:30
4	TD	Jackson 69-yard rush	5	91	2:20	4	TD	Browne to Mockobee 13-yard pass	3	43	0:49
4	TD	Merriweather 4-yard rush	5	35	1:48	OT	TD	Branch 3-yard rush	2	25	0:00

vs. Notre Dame (1)						vs. Oregon (0)					
Qtr	Res.	Players/Play	Plays	Yards	TOP	Qtr	Res.	Players/Play	Plays	Yards	TOP
3	TD	Card to Morrisette 5-yard pass	6	75	3:08						

at Oregon State (3)						vs. Northwestern (4)					
Qtr	Res.	Players/Play	Plays	Yards	TOP	Qtr	Res.	Players/Play	Plays	Yards	TOP
2	TD	Card to Klare 32-yard pass	2	47	0:57	1	FG	Porath 26-yards	10	67	4:12
4	TD	Love III 2-yard rush	7	75	3:01	2	TD	Card to Edrine 6-yard pass	12	87	1:55
4	TD	Mockobee 3-yard rush	6	75	2:58	2	FG	Porath 24-yards	10	62	5:02
						4	TD	Mockobee 1-yard rush	11	75	4:58

vs. Nebraska (2)						at Ohio State (0)					
Qtr	Res.	Players/Play	Plays	Yards	TOP	Qtr	Res.	Players/Play	Plays	Yards	TOP
3	FG	Porath 45-yards	13	55	8:08						
4	TD	Card to L. Smith 15-yard pass	12	75	4:09						
						vs. Penn State (2)					

4	TD	Card to L. Smith 15-yard pass	12	75	4:09	vs. Penn State (2)					
at Wisconsin (2)						Qtr	Res.	Players/Play	Plays	Yards	TOP
						2	FG	Freehill 22-yards	12	71	6:07
						4	TD	Browne to Klare 20-yard pass	5	70	1:58

at Michigan State					
Qtr	Res.	Players/Play	Plays	Yards	TOP
1	FG	Freehill 40-yards	11	53	5:43
3	TD	Mockobee 2-yard rush	10	73	5:24
4	TD	Card to Klare 7-yard pass	10	85	3:40

at Indiana					
Qtr	Res.	Players/Play	Plays	Yards	TOP

BY YARDAGE

Yardage	Scoring Drives				Touchdowns					
	Purdue		Opponent		Purdue			Opponent		
	TD	FG	TD	FG	Ru.	Pa.	Other	Ru.	Pa.	Other
0-9			1		8	7		11	5	
10-19			1		2	1		10	7	1
20-29	1		3		1			3	4	1
30-39	1		2		2			2		2
40-49	2	2	1	3				3	1	
50-59	3	2	10	6	1			1	1	
60-69	1	3	5		1				1	
70-79	11	2	18					1		
80-89	3		4	1						
90-99	1		4							

FIRST DRIVES BY PURDUE

	1st Half		2nd Half	
	Touchdown		Touchdown	
INDIANA STATE	Punt		Downs	
NOTRE DAME	Fumble		Punt	
Oregon State	Punt		Field Goal	
NEBRASKA	Punt		Punt	
Wisconsin	Downs		Touchdown	
Illinois	Punt		Downs	
OREGON	Punt		Punt	
NORTHWESTERN	Punt		Interception	
Ohio State	Punt		Punt	
PENN STATE	Field Goal		Touchdown	
Michigan State				
Indiana				

FIRST DRIVES BY OPPONENTS

	1st Half		2nd Half	
	Punt		Punt	
INDIANA STATE	Touchdown		Touchdown	
NOTRE DAME	Downs		Downs	
Oregon State	Punt		Touchdown	
NEBRASKA	Punt		Touchdown	
Wisconsin	Field Goal		Field Goal	
Illinois	Touchdown		Field Goal Miss	
OREGON	Field Goal		Punt	
NORTHWESTERN	Punt		Field Goal	
Ohio State	Touchdown		Touchdown	
PENN STATE	Punt		Punt	
Michigan State				
Indiana				





GAME 12 NOTES • Purdue at Indiana



LONG PLAY CHART (30 YARDS OR MORE)

Yds	Type	Players	Opponent
69	Rush	Jackson*	Indiana State
63	Rush	Mockobee	Oregon State
62	Pass	Browne to M. Klare	Illinois
53	Pass	Browne to Edrine*	Illinois
52	Pass	Card to K. Brown	Notre Dame
43	Pass	Card to M. Klare	Indiana State
40	Pass	Browne to M. Klare	Illinois
38	Pass	Card to Tibbs	Michigan State
36	Rush	Mockobee	Indiana State
35	Rush	Merriweather	Wisconsin
34	Run	Mockobee	Illinois
33	Return	Jackson	Indiana State
32	Pass	Card to M. Klare*	Oregon State
32	Pass	Card to CJ Smith	Northwestern
31	Pass	Card to L. Smith*	Indiana State
30	Pass	Card to Edrine	Penn State

* Touchdown scored on play

LONG PLAYS BY PLAYER

	No.	TD	Rush	Rec.	KR	Pr	Int	Fum
Kam Brown	1			1				
Jahmal Edrine	2	1		2				
Elijah Jackson	2	1	1		1			
Max Klare	4	1		4				
J. Merriweather	1		1					
Devin Mockobee	3		3					
CJ Smith	1			1				
Leland Smith	1	1		1				
Jaron Tibbs	1			1				
TOTALS	16	4	5	10	1			

LONG PLAYS BY QUARTERBACK

	No.	TD	30-39	40-59	60-79	80-99	Rush
Ryan Browne	3	1		2	1		
Hudson Card	7	2	5	2			

LONG PLAYS BY YARDS

	No.	TD
100+		
90-99		
80-89		
70-79		
60-69	3	1
50-59	2	1
40-49	2	
30-39	9	2

LONG PLAYS BY PLAY TYPE

	No.	TD
Rushing	5	1
Passing	10	3
Punt Returns		
Kick Returns	1	
Interceptions		
Fumble Returns		
Other		
TOTALS	16	4

REDZONE RECAP

PURDUE SCORED								FAILED TO SCORE					
	Att	Scores	Points	TDs	Rush	Pass	FGM	FGA	Downs	INT	FUM	Half	Game
INDIANA STATE	5	5	35	5	2	3	0	0	0	0	0	0	0
NOTRE DAME	1	1	7	1	0	1	0	0	0	0	0	0	0
Oregon State	4	2	14	2	2	0	0	0	1	0	1	0	0
NEBRASKA	2	1	7	1	0	1	0	1	0	0	0	0	0
Wisconsin	2	2	6	0	0	0	2	0	0	0	0	0	0
Illinois	6	6	35	4	2	2	2	0	0	0	0	0	0
OREGON	1	0	0	0	0	0	0	1	0	0	0	0	0
NORTHWESTERN	4	4	20	2	1	1	2	0	0	0	0	0	0
Ohio State	2	0	0	0	0	0	0	2	0	0	0	0	0
PENN STATE	2	2	10	1	0	1	1	0	0	0	0	0	0
Michigan State	4	3	17	2	1	1	1	1	0	0	0	0	0
Indiana													
TOTALS	33	26	151	18	8	10	8	5	1	0	1	0	0

OPPONENT SCORED								FAILED TO SCORE					
	Att	Scores	Points	TDs	Rush	Pass	FGM	FGA	Downs	INT	FUM	Half	Game
INDIANA STATE	0	0	0	0	0	0	0	0	0	0	0	0	0
NOTRE DAME	4	4	28	4	3	1	0	0	0	0	0	0	0
Oregon State	5	4	24	3	3	0	1	0	1	0	0	0	0
NEBRASKA	4	2	14	2	1	1	0	2	0	0	0	0	0
Wisconsin	4	4	24	3	3	0	1	0	0	0	0	0	0
Illinois	7	7	40	5	3	2	2	0	0	0	0	0	0
OREGON	5	5	35	5	3	2	0	0	0	0	0	0	0
NORTHWESTERN	2	2	10	1	1	0	1	0	0	0	0	0	0
Ohio State	6	6	38	5	2	3	1	0	0	0	0	0	0
PENN STATE	3	3	21	3	1	2	0	0	0	0	0	0	0
Michigan State	3	3	21	3	1	2	0	0	0	0	0	0	0
Indiana													
TOTALS	43	40	255	34	21	13	6	2	1	0	0	0	0

MISC. PASSING STATS

Games 30+ Completions

Player	20	21	22	23	24	Total
Hudson Card			1*	1		2

Games without an Interception (min. 20 passing attempts)

Player	20	21	22	23	24	Total
Ryan Browne					1	1
Hudson Card		2*	3*	6	4	15

Games 300-Yards Passing

Player	20	21	22	23	24	Total
Hudson Card			1*	1	1	3

Games with Multiple Passing Touchdowns

Player	20	21	22	23	24	Total
Ryan Browne					1	1
Hudson Card		1*	2*	5	1	9

Completions 30 Yards or More

Player	20	21	22	23	24	Total
Ryan Browne					3	3
Hudson Card		4*	3*	12	7	26

Completions 50 Yards or More

Player	20	21	22	23	24	Total
Ryan Browne					2	2
Hudson Card		1*		2	1	4

* At a previous school

MISC. RUSHING STATS

Games with 100-Yards Rushing

Player	20	21	22	23	24	Total
Ryan Browne					1	1
Reggie Love III				2*		2
Devin Mockobee			4	2	2	8

Games with a Rushing Touchdown

Player	20	21	22	23	24	Total
Arhmad Branch					1	1
Hudson Card		1*		5		6
Elijah Jackson					1	1
Reggie Love III			2*	3*	2	7
Jaheim Merriweather					1	1
Devin Mockobee			9	6	4	19

Games with Multiple Rushing Touchdowns

Player	20	21	22	23	24	Total
Reggie Love III				1*		1

20-Yard Rushes at Purdue

Player	20	21	22	23	24	Total
Ryan Browne					2	2
Hudson Card				3		3
Elijah Jackson					1	1
Reggie Love III					2	2
Jaheim Merriweather					1	1
Devin Mockobee			5	6	8	19

* At a previous school





MISC. RECEIVING STATS

Games with a Reception

Player	20	21	22	23	24	Total
Drew Biber			1	1	6	8
Kam Brown		7*	11*	8*	3	29
George Burhenn				1	1	2
Jayden Dixon-Veal				7	2	9
Jahmal Edrine		1*	10*		9	20
Ben Furtney				1		1
Elijah Jackson					1	1
Max Klare				5	11	16
Reggie Love III		2*	4*	6*	5	17
Jaheim Merriweather					1	1
Devin Mockobee				11	9	29
De'Nylon Morrisette			2*		8	10
Shamar Rigby					8	8
CJ Smith				5*	3	8
Leland Smith					4	4
Andrew Sowinski		2	6	1	4	13
Jaron Tibbs				3	9	12
Jesse Watson					1	1

Games with 5+ Catches

Player	20	21	22	23	24	Total
Kam Brown		1*	1*			2
George Burhenn				1		1
Jahmal Edrine			2*		2	4
Max Klare				1	5	6
Jaron Tibbs					1	1

Games with 100 Yards Receiving

Player	20	21	22	23	24	Total
Kam Brown			1*	1*		2
Jahmal Edrine				1*		1
Max Klare					1	1

Games with a Receiving Touchdown

Player	20	21	22	23	24	Total
Drew Biber				1		1
Kam Brown		1*	3*	2*		6
George Burhenn				1		1
Jayden Dixon-Veal				1		1
Jahmal Edrine			4*		2	6
Max Klare					3	3
Devin Mockobee				1	1	2
De'Nylon Morrisette					2	2
Leland Smith					2	2
Jaron Tibbs					2	2

Games with Multiple Receiving Touchdowns

Player	19	20	21	22	23	Total
Jahmal Edrine				2*		2

30-Yard Receptions at Purdue

Player	20	21	22	23	24	Total
Kam Brown					1	1
Jahmal Edrine					2	2
Max Klare					4	4
Devin Mockobee				1		1
CJ Smith					1	1
Leland Smith					1	1

50-Yard Receptions at Purdue

Player	20	21	22	23	24	Total
Kam Brown				1		1
Jahmal Edrine					1	1
Max Klare					1	1

* At a previous school

MISC. DEFENSIVE STATS

Games with Double-Digit Tackles

Player	20	21	22	23	24	Total
Joseph Jefferson II					1	1
Kydran Jenkins				2	2	2
Hudson Miller				1	1	1
Dillon Thieneman				4	3	7

Games with a Tackle for Loss (including assisted TFLs)

Player	19/20	21	22	23	24	Total
Botros Alisandro				1		1
Joe Anderson		1		3	1	5
Winston Berglund					2	2
Kyndrich Breedlove				1*	2	3
Cole Brevard				3	6	9
Markevious Brown			1*	3		4
Drake Carlson					1	1
Jamarius Dinkins		1*	1*	1*		3
Nyland Green				1*	1	2
Will Heldt				1	8	9
Hudauri Hines				1		1
Joseph Jefferson II					2	2
Kydran Jenkins		5	7	11	7	30
Yanni Karlaftis				1	3	5
Damarjhe Lewis		1			2	3
CJ Madden					1	1
Jeffrey M'Ba				1*	3	4
Hudson Miller					1	1
Jireh Ojata		/3*	9*	9*	8*	30
Mo Omonode				1*	2	5
Shitta Sillah		1/3*	3*		3	15
Sterling Smith					1*	1
Trey Smith					1	1
Antonio Stevens					2	2
Dillon Thieneman				2	5	7
Salim Turner-Muhammad		1*				1

Games with Multiple Tackles for Loss

Player	19/20	21	22	23	24	Total
Will Heldt					2	2
Kydran Jenkins		2	2	2	5	11
Damarjhe Lewis					1	1
Jireh Ojata		/2*	4*	4*	6*	16
Mo Omonode					1	1
Shitta Sillah		1*/	1*		1	3

Games with a Sack (including half sacks)

Player	19/20	21	22	23	24	Total
Winston Berglund					1	1
Cole Brevard				1	2	3
Markevious Brown				1		1
Jamarius Dinkins				1*		1
Nyland Green					1	1
Kydran Jenkins		5	4	7	6	22
Will Heldt					4	4
Hudson Miller					1	1
Yanni Karlaftis				1	3	4
Jeffrey M'Ba				1*	1	2
Jireh Ojata		/2*	9*	6*	6*	24
Mo Omonode				1	2	4
Shitta Sillah		1/3*	1*		2*	8
Antonio Stevens					1	1
Dillon Thieneman					1	1

Games with Multiple Sacks

Player	19/20	21	22	23	24	Total
Kydran Jenkins				1	1	4
Will Heldt					2	2
Jireh Ojata		4*	3*	4*		11
Mo Omonode				1		1

Games with an Interception

Player	19/20	21	22	23	24	Total
Botros Alisandro				1		1
Kyndrich Breedlove					3	3
Shitta Sillah		/1*				1
Antonio Stevens					1	1
Dillon Thieneman				5		5

* At a previous school





GAME 12 NOTES • Purdue at Indiana



PASSING CAREER HIGHS *AT PREVIOUS SCHOOL

PLAYER	COMPLETIONS	ATTEMPTS	TOUCHDOWNS	YARDS	LONG
Hudson Card	32, vs. Syracuse, 9/16/23	47, at Michigan State 11/22/24	4, vs. Indiana State, 8/31/24	342, at Michigan State 11/22/24	84, vs. Fresno State, 9/2/23
Ryan Browne	18, at Illinois, 10/12/24	26, at Illinois, 10/12/24	3, at Illinois, 10/12/24	297, at Illinois, 10/12/24	62, at Illinois, 10/12/24
Christian Gelov	1, vs. Penn State 11/16/24	3, vs. Penn State 11/16/24	-	26, vs. Penn State 11/16/24	26, vs. Penn State 11/16/24
Bennett Meredith	5, at Northwestern, 11/18/23	7, at Northwestern, 11/18/23	-	36, at Northwestern, 11/18/23	21, at Northwestern, 11/18/23

RUSHING CAREER HIGHS *AT PREVIOUS SCHOOL

PLAYER	ATTEMPTS	YARDS	TOUCHDOWNS	LONG
Arhmad Branch	1, at Illinois, 10/12/24	3, at Illinois, 10/12/24	1, at Illinois, 10/12/24	3, at Illinois, 10/12/24
Ryan Browne	21, at Northwestern, 11/18/23	118, at Illinois, 10/12/24	-	23, vs. Oregon, 10/18/24
Hudson Card	13, vs. Wisconsin, 9/22/23	97, vs. Indiana, 11/25/23	1, 5x last vs. Indiana, 11/25/23	32, vs. UTSA, 9/17/22*
Christian Gelov	1, vs. Penn State 11/16/24	12, vs. Penn State 11/16/24	-	12, vs. Penn State 11/16/24
Antonio Harris	1, vs. Penn State 11/16/24	4, vs. Penn State 11/16/24	-	4, vs. Penn State 11/16/24
Elijah Jackson	3, vs. Indiana State, 8/31/24	83, vs. Indiana State, 8/31/24	1, vs. Indiana State, 8/31/24	69, vs. Indiana State, 8/31/24
Reggie Love III	24, vs. Indiana, 11/11/23*	140, vs. Indiana, 11/11/23*	2, vs. Indiana, 11/11/23*	61, vs. FAU, 9/23/23*
Jaheim Merriweather	4, vs. Indiana State, 8/31/24	35, at Wisconsin, 10/5/24	1, vs. Indiana State, 8/31/24	35, at Wisconsin, 10/5/24
Devin Mockobee	30, vs. Nebraska, 10/15/22	178, vs. Nebraska, 10/15/22	1, 19x last at Michigan State 11/22/24	68, at Minnesota, 10/1/22
Bennett Meredith	4, at Northwestern, 11/18/23	7, at Northwestern, 11/18/23	-	11, at Northwestern, 11/18/23
De'Nylon Morrisette	1, 2x last vs. Oregon, 10/18/24	11, vs. Oregon, 10/18/24	-	11, vs. Oregon, 10/18/24
Shamar Rigby	1, vs. Oregon, 10/18/24	5, vs. Oregon, 10/18/24	-	5, vs. Oregon, 10/18/24
CJ Smith	1, vs. Ball State, 9/9/23*	4, vs. Ball State, 9/9/23*	-	4, vs. Ball State, 9/9/23*

RECEIVING CAREER HIGHS *AT PREVIOUS SCHOOL

PLAYER	RECEPTIONS	YARDS	TOUCHDOWNS	LONG
Drew Biber	3, 2x last vs. Nebraska, 9/28/24	24, vs. Nebraska, 9/28/24	-	22, at Illinois, 10/12/24
George Burhenn	5, vs. Indiana, 11/25/23	74, vs. Indiana, 11/25/23	1, vs. Indiana, 11/25/23	46, vs. Indiana, 11/25/23
Kam Brown	5, 2x last vs. Washington, 9/30/22*	115, vs. Pitt, 12/30/22*	1, 6 times*	67, vs. N.C. Central, 9/16/23*
Jayden Dixon-Veal	4, 2x last at Michigan, 11/4/23	38, at Nebraska, 10/28/23	1, at Nebraska, 10/28/23	29, at Nebraska, 10/28/23
Jahmal Edrine	9, at Ohio, 9/3/22*	109, at MTSU, 11/19/22*	2, 2x last at MTSU, 11/19/22*	53, at Illinois, 10/12/24
Ben Furtney	1, at Maryland, 10/8/22	20, at Maryland, 10/8/22	-	20, at Maryland, 10/8/22
Max Klare	8, at Virginia Tech, 9/9/23	133, at Illinois, 10/12/24	1, 4x last at Michigan State 11/22/24	62, at Illinois, 10/12/24
Reggie Love III	2, 4x last at Michigan State 11/22/24	14, at Iowa, 11/18/23*	-	11, vs. FAU, 9/23/23*
Jaheim Merriweather	1, vs. Penn State 11/16/24	12, vs. Penn State 11/16/24	-	12, vs. Penn State 11/16/24
Devin Mockobee	6, vs. Michigan, 12/3/22	59, vs. Florida Atlantic, 09/24/22	1, 2x last at Illinois, 10/12/24	28, vs. Florida Atlantic, 09/24/22
De'Nylon Morrisette	2, 5x last vs. Oregon, 10/18/24	27, vs. Indiana State, 8/31/24	1, 2x last vs. Notre Dame, 9/14/24	19, vs. Indiana State, 8/31/24
Shamar Rigby	2, 3x last vs. Penn State 11/16/24	29, at Ohio State, 11/9/24	-	29, at Ohio State, 11/9/24
CJ Smith	4, vs. Northwestern, 11/2/24	57, vs. UT Martin, 9/2/23*	-	47, vs. UT Martin, 9/2/23*
Leland Smith	2, 2x last at Oregon State, 9/21/24	47, vs. Indiana State, 8/31/24	1, 2x last vs. Nebraska, 9/28/24	31, vs. Indiana State, 8/31/24
Andrew Sowinski	4, vs. Nebraska, 10/15/22	34, vs. Nebraska, 10/15/22	-	23, vs. Michigan, 12/3/22
Jaron Tibbs	5, vs. Nebraska, 9/28/24	73, at Michigan State 11/22/24	1, 2x last at Illinois, 10/12/24	28, at Ohio State, 11/9/24
Jesse Watson	1, vs. Indiana State, 8/31/24	16, vs. Indiana State, 8/31/24	-	38, at Michigan State 11/22/24

KICKING/PUNTING CAREER HIGHS *AT PREVIOUS SCHOOL

PLAYER	PUNTS	LONG	INSIDE 20	FG MADE	LONG
Keelan Crimmins	10, vs. Notre Dame, 9/14/24	64, vs. Notre Dame, 9/14/24	3, vs. Notre Dame, 9/14/24	-	-
Ben Freehill	-	-	-	3, vs. Indiana, 11/25/23	44, vs. Indiana, 11/25/23
RJ Lopez	-	-	-	2, 2x last vs. Wash. State, 10/7/23*	47, vs. Coastal Carolina, 9/2/23*
Spencer Porath	-	-	-	2, 3x last vs. Northwestern, 11/2/24	45, vs. Nebraska, 9/28/24

RETURNS CAREER HIGHS *AT PREVIOUS SCHOOL

PLAYER	KICK RETURN LONG	KICK RETURN TOUCHDOWN	PUNT RETURN LONG	PUNT RETURN TOUCHDOWN
Elijah Jackson	33, vs. Indiana State, 8/31/24	-	-	-
Reggie Love III	30, vs. Mississippi State, 1/2/23*	-	-	-
Devin Mockobee	19, vs. Ohio State, 10/14/23	-	-	-
Andrew Sowinski	17, vs. Penn State 11/16/24	-	14, 3x last at Michigan State 11/22/24	-
Dillon Thieneman	-	-	20, at Oregon State, 9/21/24	-





DEFENSIVE CAREER HIGHS *AT PREVIOUS SCHOOL

PLAYER	TACKLES	SACKS	TACKLES-FOR-LOSS	INTERCEPTIONS
Botros Alisandro	7, at Michigan, 11/4/23	-	1.0, vs. Wisconsin, 9/22/23	1, vs. Wisconsin, 9/22/23
Joe Anderson	4, 2x last at Illinois, 10/12/24	-	1.0, 2x last vs. Wisconsin, 9/22/23	-
Winston Berglund	5, vs. Nebraska, 9/28/24	1.0, vs. Nebraska, 9/28/24	1.0, 2x last at Wisconsin, 10/5/24	-
Drew Biber	1, vs. Penn State 11/16/24	-	-	-
Smiley Bradford	6, vs. Oregon, 10/18/24	-	-	-
Kyndrich Breedlove	8, vs. Oregon, 10/18/24	-	1.0, 3x last at Ohio State, 11/9/24	2, at Wisconsin, 10/5/24
Cole Brevard	3, 2x last vs. Northwestern, 11/2/24	1.0, 2x last at Ohio State, 11/9/24	1.0, 7x last at Ohio State, 11/9/24	-
Anthony Brown	2, vs. Notre Dame, 9/14/24	-	-	-
Markevious Brown	9, vs. Fresno State, 9/2/23	1.0, vs. Illinois, 9/30/23	1.0, 4x last at Iowa, 10/7/23	-
Drake Carlson	2, 2x last vs. Penn State 11/16/24	-	0.5, vs. Penn State 11/16/24	-
Jamarius Dinkins	3, 4x last at Illinois, 10/12/24	1.0, vs. Louisville, 11/26/22*	1.0, 2x last vs. Ball State, 9/2/23*	-
Tarrion Grant	3, at Oregon State, 9/21/24	-	-	-
Nyland Green	6, at Ohio State, 11/9/24	1.0, at Illinois, 10/12/24	1, at Illinois, 10/12/24	-
Jamarrion Harkless	2, at Illinois, 10/12/24	-	-	-
Will Heldt	8, at Wisconsin, 10/5/24	2.0, vs. Indiana State, 8/31/24	3.0, vs. Indiana State, 8/31/24	-
Hudauri Hinea	3, vs. Penn State 11/16/24	-	1, vs. Penn State 11/16/24	-
Ty Hudkins	1, vs. Indiana State, 8/31/24	-	-	-
Caleb Irving	1, vs. Indiana State, 8/31/24	-	-	-
Joseph Jefferson II	10, at Oregon State, 9/21/24	-	1.0, 2x last vs. Penn State 11/16/24	-
Kydran Jenkins	16, at Oregon State, 9/21/24	2.0, 2x last at Oregon State, 9/21/24	4.5, at Nebraska, 10/28/23	-
Yanni Karlaftis	9, vs. Ohio State, 10/14/23	1.0, 2x last at Northwestern, 11/18/23	1.0, 3x last vs. Oregon, 10/18/24	-
Demeco Kennedy	2, 2x last at Ohio State, 11/9/24	-	-	-
Nick Levy	1, 4x last vs. Penn State 11/16/24	-	-	-
Damarjhe Lewis	4, vs. Indiana State, 8/31/24	-	2.0, vs. Indiana State, 8/31/24	-
Jeffrey M'Ba	6, vs. Indiana State, 8/31/24	1.0, 2x last vs. Ohio State, 10/14/23	1, 2x last vs. Ohio State, 10/14/23	-
CJ Madden	3, at Oregon State, 9/21/24	-	0.5, at Oregon State, 9/21/24	-
Jaheim Merriweather	1, vs. Penn State 11/16/24	-	-	-
Hudson Miller	10, at Michigan State 11/22/24	0.5, at Michigan State 11/22/24	1, at Michigan State 11/22/24	-
Jireh Ojata	10, vs. Defiance, 4/17/21*	3.0, at Defiance, 10/30/21*	4.0, vs. Manchester, 11/4/23*	-
Mo Omonode	3, 3x last at Oregon State, 9/21/24	1.5, at Northwestern, 11/18/23	2.0, at Northwestern, 11/18/23	-
Derrick Rogers Jr.	2, at Northwestern, 11/18/23	-	-	-
Shitta Sillah	7, 2x last at UMass, 9/11/21*	1.0, 7x last vs. Notre Dame, 9/14/24	2.5, vs. NC State, 10/19/19*	1, vs. Louisville, 11/28/20
Trey Smith	1, 2x last at Michigan State 11/22/24	-	1, at Michigan State 11/22/24	-
Sterling Smith	7, vs. Merrimack, 9/2/23*	1.0, at Boston College, 9/9/23*	-	-
Joey Sumlin	1, vs. Indiana State, 8/31/24	-	-	-
Antonio Stevens	8, vs. Notre Dame, 9/14/24	0.5, at Michigan State 11/22/24	1.0, vs. Oregon, 10/18/24	1, vs. Northwestern, 11/2/24
Dillon Thieneman	14, 2x last at Oregon State, 9/21/24	1.0, vs. Notre Dame, 9/14/24	1.0, 5x last at Michigan State 11/22/24	2, vs. Indiana, 11/25/23
Salim Turner-Muhammad	5, at Washington, 12/5/20*	-	1.0, at Washington, 12/5/20*	-

THE LAST TIME A BOILERMAKER

Rushed for 100 yards or more	Browne, Mockobee at Illinois, Oct. 12, 2024 (118, 102)	Had 400 or more yards total offense	Ryan Browne at Illinois, Oct. 12, 2024 (415)
Rushed for 150 yards or more	Devin Mockobee at Oregon State, Sept. 21, 2024 (168)	Had 500 or more yards total offense	Aidan O'Connell vs. Tennessee, Dec. 30, 2021 (525)
Rushed for 200 yards or more	Markell Jones vs. Indiana, Nov. 25, 2017 (217)	Had 100 yards passing and rushing	Ryan Browne at Illinois, Oct. 12, 2024 (297 p, 118 r)
Rushed for 250 yards or more	Mike Alstott at Indiana, Nov. 24, 1995 (265)		
QB rushed for 100 or more yards	Ryan Browne at Illinois, Oct. 12, 2024 (118)	Had 150 or more all-purpose yards	Devin Mockobee at Oregon State, Sept. 21, 2024 (168)
Rushed 20 or more times	Ryan Browne at Northwestern, Nov. 18, 2023 (21)	Had 200 or more all-purpose yards	Tyrone Tracy Jr. at Northwestern, Nov. 18, 2023 (266)
Rushed 30 or more times	Devin Mockobee vs. Nebraska, Oct. 15, 2022 (30)	Had 250 or more all-purpose yards	Tyrone Tracy Jr. at Northwestern, Nov. 18, 2023 (266)
Rushed for three touchdowns	D.J. Knox vs. Ohio State, Oct. 20, 2018 (3)		
Rushed for four or more touchdowns	Kory Sheets vs. Miami (Ohio), Sept. 9, 2006 (4)	Accounted for five touchdowns	Aidan O'Connell vs. Tennessee, Dec. 30, 2021 (5 pass)
Had a run of 50 yards or more	Devin Mockobee at Oregon State, Sept. 21, 2024 (63)		
		Intercepted two or more passes	Kyndrich Breedlove at Wisconsin, Oct. 5, 2024 (2)
Passed for 300 or more yards	Hudson Card at Michigan State Nov. 22, 2024 (342)	Intercepted three or more passes	Anthony Brown vs. Nebraska, Oct. 31, 2015 (3)
Passed for 400 or more yards	Aidan O'Connell at Syracuse, Sept. 17, 2022 (424)	Intercepted four or more passes	Paul Beery at Wisconsin, Oct. 9, 1976 (4)
Passed for 500 or more yards	Aidan O'Connell vs. Tennessee, Dec. 30, 2021 (534)	Forced two or more fumbles	Dillon Thieneman at Nebraska, Oct. 28, 2023 (2)
Attempted 40 or more passes	Hudson Card at Michigan State Nov. 22, 2024 (47)	Recovered two or more fumbles	Cole Brevard at Nebraska, Oct. 28, 2023 (2)
Completed 30 or more passes	Hudson Card vs. Syracuse, Sept. 16, 2023 (32)	Recorded 10 or more tackles	Dillon Thieneman at Michigan State Nov. 22, 2024 (11)
Threw five or more touchdowns	Aidan O'Connell vs. Tennessee, Dec. 30, 2021 (5)	Recorded 15 or more tackles	Kydran Jenkins at Oregon State, Sept. 21, 2024 (16)
Completed a pass of 50 yards or more	Ryan Browne at Illinois, Oct. 12, 2024 (62)	Had two or more sacks	Kydran Jenkins at Oregon State, Sept. 21, 2024 (2)
Completed a pass of 75 yards or more	Hudson Card vs. Fresno State, Sept. 2, 2023 (84)		
Threw three or more interceptions	Aidan O'Connell at Wisconsin, Oct. 22, 2022 (3)	Scored 10 or more points kicking	Mitchell Fineran vs. Michigan, Dec. 3 2022 (15)
		Made four field goals	Mitchell Fineran vs. Michigan, Dec. 3 2022 (5)
Caught 10 or more passes	Abdur-Rahmaan Yaseen vs. Syracuse, Sept. 16, 2023 (10)	Made five or more field goals	Mitchell Fineran vs. Michigan, Dec. 3 2022 (5)
Caught 15 or more passes	Rondale Moore at Minnesota, Nov. 20, 2020 (15)	Made a field goal of 50 or more yards	J.D. Dellinger vs. TCU, Sept. 14, 2019 (53)
Had 100 or more yards receiving	Max Klare at Illinois, Oct. 12, 2024 (133)	Had a punt 60 or more yards	Keelan Crimmins vs. Notre Dame, Sept. 14, 2024 (64)
Had 150 or more yards receiving	Deion Burks vs. Fresno State, Sept. 2, 2023 (152)	Had a punt 70 or more yards	Joe Schopper at Michigan State, Oct. 27, 2018 (74)
Had 200 or more yards receiving	Broc Thompson vs. Tennessee, Dec. 30, 2021 (217)	Punted 10 or more times	Keelan Crimmins vs. Notre Dame, Sept. 14, 2024 (10)
Caught three or more touchdowns	Charlie Jones vs. Indiana State, Sept. 10, 2022 (3)	Totalled 100 or more punt return yards	Anthony Chambers vs. Penn State, Oct. 11, 2003 (149)
Caught a pass of 50 yards or more	Max Klare at Illinois, Oct. 12, 2024 (62)	Totalled 100+ kickoff return yards	Tyrone Tracy Jr. vs. Fresno State, Sept. 2, 2023 (144)
Caught a pass of 75 yards or more	Deion Burks vs. Fresno State, Sept. 2, 2023 (84)		





THE LAST TIME THE BOILERMAKERS

	Purdue	Opponent
Had 300 or more yards rushing	at Northwestern, Nov. 18, 2023 (303)	at Oregon State, Sept. 21, 2024 (341)
Had 400 or more yards rushing	at Northwestern, Oct. 26, 2002 (407)	Wisconsin, Nov. 23, 2019 (403)
Had 50 or more rushing attempts	at Northwestern, Nov. 18, 2023 (54)	at Oregon State, Sept. 21, 2024 (57)
Had two players with 100 yards rushing	at Illinois, Oct. 12, 2024 Ryan Browne (118) and Devin Mockobee (102)	Notre Dame, Sept. 15, 2024 Jeremiah Love (109), Riley Leonard (100)
Had a player with three straight 100-yard rushing games	Zander Horvath (2019 - Indiana, 2020 - Iowa, at Illinois)	
Had 400 or more passing yards	at Syracuse, Sept. 17, 2022 (424)	Vanderbilt, Sept. 7, 2019 (420)
Had 500 or more passing yards	vs. Tennessee, Dec. 30, 2021 (534)	Never
Had 45 or more passing attempts	at Michigan State, Nov. 22, 2024 (47)	Fresno State, Sept. 2, 2023 (45)
Had 30 or more passing completions	Indiana State, Aug. 31, 2024 (30)	Fresno State, Sept. 2, 2023 (32)
Threw four or more passing touchdowns	Indiana State, Aug. 31, 2024 (4)	Penn State, Nov. 16, 2024 (4)
Threw three or more passing interceptions	at Wisconsin, Oct. 22, 2022 (3)	at Nebraska, Oct. 30, 2021 (4)
Had two players with 100 yards receiving	at Northwestern, Nov. 20, 2021 (Wright - 213, Bell - 101)	Ohio State, Nov. 13, 2021 (Smith-Njigba - 139, Garrett Wilson - 126)
Had three players with 100 yards receiving	Missouri, Sept. 15, 2018 (Rondale Moore 137, Brycen Hopkins 136 and Isaac Zico 100)	
Had a 200-yard passer and a 100-yard rusher	at Illinois, Oct. 12, 2024 (Ryan Browne 297 passing, Browne 118 rushing, Mockobee 102 rushing)	
Had a 100-yard rusher and a 100-yard receiver	at Illinois, Oct. 12, 2024 (Browne 118 rushing; Mockobee 102 rushing, Klare 133 receiving)	
Had 600 or more yards of total offense	Minnesota, Nov. 11, 2023 (604)	vs. Tennessee, Dec. 30, 2021 (666)
Ran 80 or more total plays of offense	at Iowa, Oct. 7, 2023 (80)	Fresno State, Sept. 2, 2023 (82)
Scored 40 or more points	at Illinois, Oct. 12, 2024 (49)	Penn State, Nov. 16, 2024 (49)
Scored 50 or more points	Indiana State, Sept. 10, 2022 (56)	at Illinois, Oct. 12, 2024 (50)
Scored 60 or more points	at Indiana, Nov. 22, 2008 (62)	Notre Dame, Sept. 15, 2024 (66)
Was held scoreless	at Ohio State, Nov. 9, 2024 (45-0) Held opponents scoreless 181 times (173 wins)	Indiana State, Aug. 31, 2024 (49-0) Held scoreless by opponents 125 times (117 losses)
Did not allow a touchdown	Indiana State, Aug. 31, 2024	at Ohio State, Nov. 9, 2024
Did not commit a turnover	Penn State, Nov. 16, 2024	Michigan State, Nov. 22, 2024
Committed five or more turnovers	Wisconsin, Oct. 23, 2021 (5)	Nebraska, Oct. 31, 2015 (5)
Intercepted four or more passes	Nebraska, Oct. 30, 2021 (4)	Northwestern, Nov. 12, 2016 (4)
Returned an interception for a touchdown	at Indiana, Nov. 26, 2022 (Cory Trice, 8 yards)	Nebraska, Sept. 28, 2024 (John Bullock, 29 yards)
Returned a fumble for a touchdown	at Illinois, Oct. 12, 2024 (Will Heldt, 16 yards)	at Ohio State, Nov. 9, 2024
Recovered a fumble on a kickoff	at Nebraska, Oct. 28, 2023 (Antonio Stevens)	
Forced a fumble on the opening kickoff	at Nebraska, Oct. 28, 2023 (Anthony Brown)	
Held opponent to 50 or fewer rushing yards	at Virginia Tech, Sept. 9, 2023 (11)	Michigan State, Nov. 22, 2024 (-4)
Held opponent to 100 or fewer passing yards	Indiana State, Aug. 31, 2024 (50)	Oregon, Oct. 18, 2024 (93)
Held opponent to 200 or fewer yards of total offense	Indiana State, Aug. 31, 2024 (154)	Notre Dame, Sept. 15, 2024 (162)
Scored a safety	Rutgers, Nov. 28, 2020 (Branson Deen)	Northwestern, Nov. 9, 2019
Recorded five or more sacks	at Illinois, Oct. 12, 2024 (5)	at Iowa, Oct. 7, 2023 (6)
Stopped a two-point conversion	at Maryland, Oct. 8, 2022	at Illinois, Oct. 12, 2024
Returned a kickoff for a touchdown	Fresno State, Sept. 2, 2023 (Tyrone Tracy Jr., 98 yards)	Rutgers, Nov. 28, 2020 (Aron Cruickshank, 100 yards)
Returned a punt for a touchdown	Northern Illinois, Sept. 19, 2009 (Aaron Valentin, 62 yards)	Michigan, Nov. 1, 2008 (Martavious Odoms, 73 yards)
Returned a blocked punt for a touchdown	Northern Colorado, Sept. 6, 2008 (Mike Conway, 11 yards)	Virginia Tech, Sept. 19, 2015 (Anthony Shegog, 15 yards)
Blocked a punt	Indiana State, Aug. 31, 2024 (Leland Smith)	at Ohio State, Nov. 9, 2024 (Caden Curry)
Blocked a field goal	Nebraska, Sept. 28, 2024 (2x, Damarjhe Lewis, Joe Anderson)	Michigan State, Nov. 22, 2024 (Ru'quan Buckley)
Blocked a PAT kick	at Maryland, Oct. 8, 2022 (Cam Allen)	Illinois, Sept. 30, 2023 (Jer'Zhan Newton)
Missed a PAT kick	Syracuse, Sept. 16, 2023 (Ben Freehill)	Ohio State, Oct. 14, 2023 (Jayden Fielding)
Scored a 2-point conversion	at Illinois, Oct. 12, 2024 (Jahmal Edrine pass from Ryan Browne)	Wisconsin, Sept. 22, 2023 (W. Pauling pass to T. Mordecai)
Did not punt	Nevada, Sept. 24, 2016	at Wisconsin, Nov. 23, 2019
Recovered an onside kick (as kicking team)	at Illinois, Oct. 12, 2024	
Had 30 or more first downs	Nebraska, Oct. 15, 2022 (38)	vs. Tennessee, Dec. 30, 2021 (31)
Had 35 or more minutes of possession time	at Iowa, Oct. 7, 2023 (35:28)	Northwestern, Nov. 2, 2024 (35:01)
Was involved in an overtime game	Northwestern, Nov. 2, 2024 (20-26)	





SEASON HIGHS BY PURDUE AND OPPONENTS

PURDUE INDIVIDUAL SEASON HIGHS

RUSHES	17 Ryan Browne at Ohio State (10/12/2024)
YARDS RUSHING	168 Devin Mockobee at Oregon State (09/21/2024)
TD RUSHES	1 Arhmad Branch at Illinois (10/12/2024)
	1 Elijah Jackson vs. Indiana State (08/31/2024)
	1 Reggie Love III vs. Indiana State (08/31/2024)
	1 Reggie Love III at Oregon State (09/21/2024)
	1 Jaheim Merriweather vs. Indiana State (08/31/2024)
	1 Devin Mockobee at Oregon State (09/21/2024)
	1 Devin Mockobee at Illinois (10/12/2024)
	1 Devin Mockobee vs. Northwestern (11/02/2024)
	1 Devin Mockobee at Michigan State (11/22/2024)
LONG RUSH	69 Elijah Jackson vs. Indiana State (08/31/2024)
PASS ATTEMPTS	47 Hudson Card at Michigan State (11/22/2024)
PASS COMPLETIONS	26 Hudson Card at Michigan State (11/22/2024)
YARDS PASSING	342 Hudson Card at Michigan State (11/22/2024)
TD PASSES	4 Hudson Card vs. Indiana State (08/31/2024)
LONG PASS	62 Ryan Browne at Illinois (10/12/2024)
RECEPTIONS	7 Max Klare vs. Penn State (11/16/2024)
	7 Max Klare at Michigan State (11/22/2024)
YARDS RECEIVING	133 Max Klare at Illinois (10/12/2024)
TD RECEPTIONS	1 Jahmal Edrine at Illinois (10/12/2024)
	1 Jahmal Edrine vs. Northwestern (11/02/2024)
	1 Max Klare (4x, Indiana St, Oregon St, Penn St, Michigan St)
	1 Devin Mockobee at Illinois (10/12/2024)
	1 De'Nylon Morrisette (2x, vs. Indiana State and Notre Dame)
	1 Leland Smith (2x, vs. Indiana State and Nebraska)
	1 Jaron Tibbs (2x, vs. Indiana State and at Illinois)
LONG RECEPTION	62 Max Klare at Illinois (10/12/2024)
FIELD GOALS	2 Spencer Porath (3x, at Wisconsin, Illinois, Northwestern)
LONG FIELD GOAL	45 Spencer Porath vs. Nebraska (09/28/2024)
PUNTS	10 Keelan Crimmins vs. Notre Dame (09/14/2024)
PUNTING AVG	48.5 Keelan Crimmins at Illinois (10/12/2024)
LONG PUNT	64 Keelan Crimmins vs. Notre Dame (09/14/2024)
PUNTS INSIDE 20	3 Keelan Crimmins vs. Notre Dame (09/14/2024)
LONG PUNT RETURN	20 Dillon Thieneman at Oregon State (09/21/2024)
LONG KICKOFF RETURN	33 Elijah Jackson vs. Indiana State (08/31/2024)
TACKLES	16 Kydran Jenkins at Oregon State (09/21/2024)
SACKS	2 Will Heldt vs. Indiana State (08/31/2024)
	2 Kydran Jenkins at Oregon State (09/21/2024)
TACKLES FOR LOSS	3 Will Heldt vs. Indiana State (08/31/2024)
	3 Kydran Jenkins at Oregon State (09/21/2024)

PURDUE TEAM SEASON HIGHS

RUSHES	40 vs. Oregon (10/18/2024)
YARDS RUSHING	263 at Oregon State (09/21/2024)
YARDS PER RUSH	8.8 at Oregon State (09/21/2024)
TD RUSHES	3 vs. Indiana State (08/31/2024)
PASS ATTEMPTS	47 at Michigan State (11/22/2024)
PASS COMPLETIONS	30 vs. Indiana State (08/31/2024)
YARDS PASSING	342 at Michigan State (11/22/2024)
YARDS PER PASS	11.4 at Illinois (10/12/2024)
TD PASSES	4 vs. Indiana State (08/31/2024)
TOTAL PLAYS	66 vs. Indiana State (08/31/2024)
	66 at Michigan State (11/22/2024)
TOTAL OFFENSE	583 vs. Indiana State (08/31/2024)
YARDS PER PLAY	9.2 at Illinois (10/12/2024)
POINTS	49 vs. Indiana State (08/31/2024)
	49 at Illinois (10/12/2024)
SACKS BY	5 at Illinois (10/12/2024)
FIRST DOWNS	26 vs. Indiana State (08/31/2024)
PENALTIES	13 vs. Nebraska (09/28/2024)
PENALTY YARDS	165 vs. Nebraska (09/28/2024)
TURNOVERS	2 vs. Notre Dame (09/14/2024)
	2 at Oregon State (09/21/2024)
	2 vs. Oregon (10/18/2024)
PUNTS	10 vs. Notre Dame (09/14/2024)
PUNTING AVG	48.5 at Illinois (10/12/2024)
LONG PUNT	64 vs. Notre Dame (09/14/2024)
PUNTS INSIDE 20	3 vs. Notre Dame (09/14/2024)
LONG PUNT RETURN	20 at Oregon State (09/21/2024)

OPPONENT INDIVIDUAL SEASON HIGHS

RUSHES	22 Jam Griffin at Oregon State (09/21/2024)
YARDS RUSHING	137 Jam Griffin at Oregon State (09/21/2024)
TD RUSHES	3 Riley Leonard vs. Notre Dame (09/14/2024)
	3 Tawee Walker at Wisconsin (10/05/2024)
	70 Jadarian Price vs. Notre Dame (09/14/2024)
LONG RUSH	35 Jack Lausch vs. Northwestern (11/02/2024)
PASS ATTEMPTS	23 Jack Lausch vs. Northwestern (11/02/2024)
PASS COMPLETIONS	379 Luke Altmeyer at Illinois (10/12/2024)
YARDS PASSING	3 Braedyn Locke at Wisconsin (10/05/2024)
TD PASSES	3 Luke Altmeyer at Illinois (10/12/2024)
	3 Will Howard at Ohio State (11/9/2024)
LONG PASS	69 Braedyn Locke at Wisconsin (10/05/2024)
RECEPTIONS	8 Cam Porter vs. Northwestern (11/02/2024)
YARDS RECEIVING	134 Trech Kekahuna at Wisconsin (10/05/2024)
TD RECEPTIONS	2 Trech Kekahuna at Wisconsin (10/05/2024)
LONG RECEPTION	69 Trech Kekahuna at Wisconsin (10/05/2024)
FIELD GOALS	3 David Olano at Illinois (10/12/2024)
LONG FIELD GOAL	49 David Olano at Illinois (10/12/2024)
PUNTS	9 Harry Traum vs. Indiana State (08/31/2024)
PUNTING AVG	53.0 Josh Green at Oregon State (09/21/2024)
LONG PUNT	57 Josh Green at Oregon State (09/21/2024)
PUNTS INSIDE 20	2 Brian Buschini vs. Nebraska (09/28/2024)
	2 Joe McGuire at Ohio State (11/9/2024)
LONG PUNT RETURN	24 Hank Beatty at Illinois (10/12/2024)
LONG KICKOFF RETURN	30 Rashad Rochelle vs. Indiana State (08/31/2024)
	30 Zachary Card at Oregon State (09/21/2024)
TACKLES	14 Garret Ollendieck vs. Indiana State (08/31/2024)
SACKS	2 James Williams vs. Nebraska (09/28/2024)
TACKLES FOR LOSS	3 Jaylen Pate vs. Northwestern (11/02/2024)
INTERCEPTIONS	1 Boubacar Traore vs. Notre Dame (09/14/2024)
	1 Kyngstonn Viliamu-Asa vs. Notre Dame (09/14/2024)
	1 Zakai Saez at Oregon State (09/21/2024)
	1 John Bullock vs. Nebraska (09/28/2024)
	1 Lathan Ransom at Ohio State (11/9/2024)

OPPONENT TEAM SEASON HIGHS

RUSHES	57 at Oregon State (09/21/2024)
YARDS RUSHING	362 vs. Notre Dame (09/14/2024)
YARDS PER RUSH	8.2 vs. Notre Dame (09/14/2024)
TD RUSHES	6 vs. Notre Dame (09/14/2024)
PASS ATTEMPTS	34 at Illinois (10/12/2024)
PASS COMPLETIONS	25 vs. Northwestern (11/02/2024)
YARDS PASSING	379 at Illinois (10/12/2024)
YARDS PER PASS	11.3 at Wisconsin (10/05/2024)
TD PASSES	3 at Wisconsin (10/05/2024)
	3 at Illinois (10/12/2024)
	3 at Ohio State (11/09/2024)
TOTAL PLAYS	75 at Oregon State (09/21/2024)
TOTAL OFFENSE	589 at Wisconsin (10/05/2024)
YARDS PER PLAY	8.3 vs. Notre Dame (09/14/2024)
POINTS	66 vs. Notre Dame (09/14/2024)
SACKS BY	5 vs. Nebraska (09/28/2024)
FIRST DOWNS	28 at Wisconsin (10/05/2024)
	28 at Illinois (10/12/2024)
PENALTIES	11 vs. Nebraska (09/28/2024)
PENALTY YARDS	94 vs. Nebraska (09/28/2024)
TURNOVERS	2 at Wisconsin (10/05/2024)
PUNTS	10 vs. Indiana State (08/31/2024)
PUNTING AVG	53.0 at Oregon State (09/21/2024)
LONG PUNT	57 at Oregon State (09/21/2024)
PUNTS INSIDE 20	2 vs. Nebraska (09/28/2024)
	2 at Ohio State (11/09/2024)
LONG PUNT RETURN	11 vs. Notre Dame (09/14/2024)





GAME 1

49 PURDUE
0 INDIANA STATE

Aug. 31, 2024

ROSS-ADE STADIUM • WEST LAFAYETTE, IND.

In front of Ross-Ade Stadium's largest crowd (59,488) for a season opener since 2005, the Boilermakers steamrolled to a 49-0 victory over Indiana State.

Senior quarterback Hudson Card tied the all-time FBS record for completion percentage (minimum 20 completions), completing 24 of 25 passes (96%). He threw for 273 yards and a career-high four touchdowns before being pulled near the end of the third quarter once the game was already in hand.

The Purdue offense posted its highest passing output of the Ryan Walters era so far, totaling 335 yards and four touchdowns, with 12 different players catching a pass. Seven different Boilermakers scored a touchdown for the first time since Sept. 15, 2012 vs. Eastern Michigan.

Tight end Max Klare led the aerial attack with a career-high 71 receiving yards and his first career touchdown, a nine-yard dot from Card on 3rd-and-Goal for the team's first score of 2024.

The Purdue rushing attack combined for 31 carries for 248 yards (8.0 average) and three touchdowns, with junior running back Devin Mockobee leading the way on 11 carries for 89 yards.

The Boilermaker defense made life difficult for the Sycamores all afternoon, holding both phases of the offense in check. Purdue forced six three-and-outs, facing the minimum 12 offensive plays in Indiana State's first four drives.

Purdue gave up just 50 yards on five passes, the lowest total allowed in a game since 2019 and the fifth time since 1996 that the Boilermakers allowed 50 passing yards or fewer. The rushing defense was stout as well, allowing 104 yards on 53 carries, just 2.4 yards per attempt.

Will Heldt and Antonio Stevens tied for the team lead with seven tackles, career highs for both players.

GAME 1 BOX SCORE

Indiana State	0	0	0	0	0
Purdue	7	14	14	14	49

Scoring Summary

Qtr.	Play	Score
1st	PUR - #86 M.Klare 9 yd pass from #1 H.Card (kick)	7-0
2nd	PUR - #13 J.Tibbs 8 yd pass from #1 H.Card (kick)	14-0
2nd	PUR - #8 D.Morrisette 8 yd pass from #1 H.Card (kick)	21-0
3rd	PUR - #23 R.Love 6 yd rush (kick)	28-0
3rd	PUR - #12 L.Smith 31 yd pass from #1 H.Card (kick)	35-0
4th	PUR - #33 E.Jackson 69 yd rush (kick)	42-0
4th	PUR - #3 J.Merriweather 4 yd rush (kick)	49-0

Team Statistics	PUR	ISU
FIRST DOWNS	26	11
RUSHING YARDS	248	104
PASSING YARDS	335	50
TOTAL OFFENSE	583	154

CAPTAINS: Hudson Card, Gus Hartwig, Kydran Jenkins, Mo Omonode

COIN TOSS: Purdue won the toss, deferred to second half

RUSHING: Devin Mockobee - 11 att, 89 yds

PASSING: Hudson Card - 24 comp, 25 att (96%), 273 yds, 4 TDs

RECEIVING: Max Klare - 5 rec, 71 yds, 1 TD

TACKLES: Will Heldt, Antonio Stevens - 7 tkls

TACKLES-for-LOSS: Will Heldt - 3 TFLs

SACKS: Will Heldt - 2 sacks

INTERCEPTIONS: none

GAME 2

66 NOTRE DAME
7 PURDUE

Sept. 14, 2024

ROSS-ADE STADIUM • WEST LAFAYETTE, IND.

Purdue dropped a 66-7 decision to No. 18 Notre Dame on Saturday afternoon at Ross-Ade Stadium.

Senior running back Reggie Love III led the rushing attack, logging 10 carries for 61 yards and a 6.1 average against a stout Notre Dame defense.

Quarterback Hudson Card completed 11-of-24 passes for 124 yards and a touchdown. After a tough first half, he got the Boilers moving down the field with a 52-yard pass to Kam Brown in the third quarter.

Two plays later, Card tossed a five-yard touchdown to De'Nylon Morrisette, scoring the Boilermakers' only points of the afternoon. It was Morrisette's second score of the season.

Leading the team in catches again was Max Klare, who recorded three receptions for 36 yards.

On defense, sophomore Dillon Thieneman was Purdue's leading tackler for the ninth time in his young career, finishing with nine stops (six solos) and his first sack of the season.

Shitta Sillah notched his first sack as a Boilermaker, dropping quarterback Steve Angeli for a 10-yard loss in the third quarter. Will Heldt and Kydran Jenkins also combined for a sack in the fourth quarter.

Punter Keelan Crimmins averaged 47.3 yards per kick on his 10 reps Saturday with two balls over 50 yards, a long of 64, and three inside the 20-yard line.

Notre Dame built up a 42-0 lead at the break and led by 49 before Purdue got on the board with Morrisette's touchdown grab with 9:33 to play in the third.

GAME 2 BOX SCORE

Notre Dame	14	28	10	14	66
Purdue	0	0	7	0	7

Scoring Summary

Qtr.	Play	Score
1st	ND - #4 J.Love 48 yd rush (kick)	0-7
1st	ND - #13 R.Leonard 3 yd rush (kick)	0-14
2nd	ND - #13 R.Leonard 34 yd rush (kick)	0-21
2nd	ND - #13 R.Leonard 13 yd rush (kick)	0-28
2nd	ND - #5 B.Traore 34 yd interception return (kick)	0-35
2nd	ND - #24 J.Price 70 yd rush (kick)	0-42
3rd	ND - #87 C.Flanagan 28 yd pass from #18 S.Angeli (kick)	0-49
3rd	PUR - #8 D.Morrisette 5 yd pass from #1 H.Card (kick)	7-49
3rd	ND - #98 M.Jeter 42 yd FG	7-52
4th	ND - #84 K.Bauman 8 yd pass from #18 S.Angeli (kick)	7-59
4th	ND - #8 K.Minchey 5 yd rush (kick)	7-66

Team Statistics	PUR	ND
FIRST DOWNS	6	27
RUSHING YARDS	38	362
PASSING YARDS	124	216
TOTAL OFFENSE	162	578

CAPTAINS: Hudson Card, Jahmal Edrine, Will Heldt, Dillon Thieneman

COIN TOSS: Purdue won the toss, deferred to second half

RUSHING: Reggie Love III - 10 att, 61 yds

PASSING: Hudson Card - 11 comp, 24 att (45.8%), 124 yds, 1 TD

RECEIVING: Kam Brown - 1 rec, 52 yds

TACKLES: Dillon Thieneman - 9 tkls

TACKLES-for-LOSS: Damarjhe Lewis, Shitta Sillah, Dillon Thieneman - 1

SACKS: Shitta Sillah, Dillon Thieneman - 1 sack

INTERCEPTIONS: none

GAME 3

38 OREGON STATE
21 PURDUE

Sept. 21, 2024

RESER STADIUM • CORVALLIS, ORE.

Purdue dropped its first road game of the season, falling 38-21 at Oregon State.

Running back Devin Mockobee eclipsed 2,000 career rushing yards. He gained 100 yards for the first time this season and the seventh time in his career, finishing with 168 yards on 16 carries for a 10.5-yard average and a touchdown.

The junior led the backfield as Purdue posted its highest rushing output (263 yards) since combining for 303 yards on the ground at Northwestern on Nov. 18, 2023.

Early Purdue turnovers spelled trouble after a promising defensive start, when the Boilers turned the Beavers over on downs just four plays into the game. The offense took the ball at the Oregon State 28-yard line and had three carries for 17 yards before a lost fumble spoiled a red zone trip.

On the next offensive possession, Hudson Card's pass to the flat took an unfortunate bounce off the leg of his target and was picked off and returned for a touchdown by the Beavers' defense.

On a two-play, 47-yard drive, Max Klare hauled in a 32-yard heave from Card for Purdue's first score, cutting the Beavers' lead in half.

The score was 24-7 before Purdue answered again in the fourth quarter, when Reggie Love III capped a 7-play, 75-yard drive with his second touchdown of the season.

After another Oregon State score, Mockobee broke free for a 63-yard gain, the longest run of the night. It set up his three-yard touchdown two plays later, making the tally 31-21, Beavers.

Purdue ultimately gave up one more touchdown and fell to 1-2 on the season.

GAME 3 BOX SCORE

Purdue	0	7	0	14	21
Oregon State	7	10	7	14	38

Scoring Summary

Qtr.	Play	Score
1st	OSU - #10 J.Saez 20 yd interception return (kick)	0-7
2nd	OSU - #0 A.Hankerson 1 yd rush (kick)	0-14
2nd	PUR - #86 M.Klare 32 yd pass from #1 H.Card (kick)	7-14
2nd	OSU - #35 E.Hayes 29 yd FG	7-17
3rd	OSU - #12 Z.Card 26 yd rush (kick)	7-24
4th	PUR - #23 R.Love 2 yd rush (kick)	14-24
4th	OSU - #8 J.Griffin 14 yd rush (kick)	14-31
4th	PUR - #45 D.Mockobee 3 yd rush (kick)	21-31
4th	OSU - #0 A.Hankerson 12 yd rush (kick)	21-38

Team Statistics	PUR	OSU
FIRST DOWNS	13	25
RUSHING YARDS	263	341
PASSING YARDS	56	104
TOTAL OFFENSE	319	445

CAPTAINS: Hudson Card, Jeffrey M'ba, Marcus Mbowa, Antonio Stevens

COIN TOSS: Purdue won the toss, deferred to second half

RUSHING: Devin Mockobee - 16 att, 168 yds, 1 TD

PASSING: Hudson Card - 7 comp, 17 att (41.2%), 1 TD

RECEIVING: Max Klare - 2 rec, 46 yds

TACKLES: Kydran Jenkins - 16 tkls

TACKLES-for-LOSS: Kydran Jenkins - 3 TFLs

SACKS: Kydran Jenkins - 2 sacks

INTERCEPTIONS: none





GAME 4

28 NEBRASKA
10 PURDUESept. 28, 2024
ROSS-ADE STADIUM • WEST LAFAYETTE, IND.

Purdue fell in a 28-10 defeat to Nebraska on homecoming at Ross-Ade Stadium.

After a penalty-plagued first half by both teams, the score remained tied at zero at the break. It was the first 0-0 halftime score in a Purdue game since Sept. 25, 1993, against Notre Dame.

The Boilermaker defense and special teams collectively starred in the first half, bowing up to make six stops in their own territory. The Cornhuskers were held to three punts and three field goal attempts. All three field goal attempts were missed, with the Boilers blocking two of the three. It was the first time Purdue has blocked multiple kicks in a game since Sept. 3, 2011.

After the break, Hudson Card and the offense engineered a 13-play, 55-yard drive that took 8:08 off the clock and ended with a Spencer Porath 45-yard field goal, the freshman's first field goal of his career. Nebraska answered with a scoring drive of its own, finally getting on the board near the end of the third quarter to take a lead that it would not relinquish.

Purdue's deficit quickly snowballed after what was a close, hard-fought game through three quarters. Down 28-3 late in the game, the offense found the end zone for the first time. Leland Smith high-pointed a 15-yard pass from Card, scoring his second career touchdown.

Card completed 18-of-25 passes for 174 yards and a score, good for a 135.7 passer rating. He completed 72 percent of his passes, his career-best mark in a Big Ten game. Sophomore wide receiver Jaron Tibbs was Card's top target as he finished with career highs in catches (five) and yards (46).

Joseph Jefferson II and Dillon Thieneman tied for the team lead in tackles with nine apiece.

GAME 4 BOX SCORE

Nebraska	0	0	7	21	28
Purdue	0	0	3	7	10

Scoring Summary

Qtr.	Play	Score
3rd	PUR - #35 S.Porath 45 yd FG	0-3
3rd	NEB - #4 J.Banks 6 yd pass from #15 D.Raiola (kick)	7-3
4th	NEB - #23 D.Dowdell 1 yd rush (kick)	14-3
4th	NEB - #17 J.Barney Jr. 25 yd rush (kick)	21-3
4th	NEB - #5 J.Bullock 29 yd interception return (kick)	28-3
4th	PUR - #12 L.Smith 15 yd pass from #1 H.Card (kick)	28-10

Team Statistics	PUR	NEB
FIRST DOWNS	12	25
RUSHING YARDS	50	161
PASSING YARDS	174	257
TOTAL OFFENSE	224	418

CAPTAINS: Hudson Card, Kydran Jenkins, Devin Mockobee, Mo Omonode
COIN TOSS: Purdue won the toss, deferred to second half
RUSHING: Devin Mockobee - 13 att, 41 yds
PASSING: Hudson Card - 18 comp, 25 att (72%), 174 yds, 1 TD
RECEIVING: Jaron Tibbs - 5 rec, 46 yds
TACKLES: Joseph Jefferson II, Dillon Thieneman - 9 tkls
TACKLES-for-LOSS: Winston Berglund, Cole Brevard - 1 TFL
SACKS: Winston Berglund - 1 sack
INTERCEPTIONS: none

GAME 5

52 WISCONSIN
6 PURDUEOct. 5, 2024
CAMP RANDALL STADIUM • MADISON, WIS.

The Purdue football team fell in a 52-6 loss to Wisconsin at Camp Randall Stadium on Saturday afternoon.

Both defenses started strong with the Boilermaker defense forcing two punts to open the game. Wisconsin scored the contest's first points after a muffed punt by the Purdue return team, a costly turnover that allowed the Badgers to get the ball at Purdue's 12-yard line.

After another Wisconsin touchdown drive that made the score 14-0, defensive back Kyndrich Breedlove picked off two passes on back-to-back drives in the second quarter. In his breakout performance, it was the junior transfer's first two career interceptions and Purdue's first takeaways of the season. It also marked the first time a Boilermaker intercepted two passes in a game since Dillon Thieneman against Indiana on Nov. 25, 2023.

The Purdue offense took advantage of the field position from the interceptions and drove to the red zone on both ensuing drives, but was ultimately held to field goals, making the score 14-6, Badgers.

Freshman kicker Spencer Porath converted each of his two field goal attempts, from 21 and 23 yards, improving his season percentage to 75% (3-of-4).

The two field goals were the Boilermakers' only scores of the afternoon, and Purdue dropped to 1-4 (0-2 B1G) on the season.

Will Heldt and Dillon Thieneman tied for the team lead with eight tackles, six solos apiece. Devin Mockobee paced the backfield with 11 carries for 45 yards (4.1 average). Hudson Card was 11-of-21 passing for 111 yards.

GAME 5 BOX SCORE

Purdue	0	6	0	0	6
Wisconsin	14	7	21	10	52

Scoring Summary

Qtr.	Play	Score
1st	WIS - #3 T.Walker 12 yd rush (kick)	0-7
1st	WIS - #8 V.Anthony 52 yd pass from #18 B.Locke (kick)	0-14
2nd	PUR - #35 S.Porath 21 yd FG	3-14
2nd	PUR - #35 S.Porath 23 yd FG	6-14
2nd	WIS - #3 T.Walker 17 yd rush (kick)	6-21
3rd	WIS - #2 T.Kekahuna 69 yd pass from #18 B.Locke (kick)	6-28
3rd	WIS - #2 T.Kekahuna 25 yd pass from #18 B.Locke (kick)	6-35
3rd	WIS - #3 T.Walker 17 yd rush (kick)	6-42
4th	WIS - #25 C.Yacamelli 30 yd rush (kick)	6-49
4th	WIS - #90 N.Vakos 26 yd FG	6-52

Team Statistics	PUR	WIS
FIRST DOWNS	10	28
RUSHING YARDS	99	228
PASSING YARDS	117	361
TOTAL OFFENSE	216	589

CAPTAINS: Drew Biber, Kydran Jenkins, Marcus Mbow, Dillon Thieneman
COIN TOSS: Purdue lost the toss, Wisconsin deferred to second half
RUSHING: Devin Mockobee - 11 att, 45 yds
PASSING: Hudson Card - 11 comp, 21 att (52.4%), 111 yds
RECEIVING: Jahmal Edrine, Max Klare - 2 rec, 26 yds
TACKLES: Will Heldt, Dillon Thieneman - 8 tkls
TACKLES-for-LOSS: Berglund, Brevard, Sillah, Thieneman - 1 TFL
SACKS: none
INTERCEPTIONS: Kyndrich Breedlove - 2 INTs

GAME 6

50 ILLINOIS
49 PURDUEOct. 12, 2024
MEMORIAL STADIUM • CHAMPAIGN, ILL.

After one of the most spirited comeback efforts in program history, the Purdue football team fell in a heartbreaking 50-49 overtime defeat at No. 23 Illinois on Saturday afternoon.

The Boilermakers trailed 27-3 early in the second half and 40-28 with five minutes to go before redshirt freshman Ryan Browne led the team on a pair of touchdown drives, giving Purdue the lead, 43-40, with 46 seconds to go. Illinois converted a 38-yard field goal as time expired to send the game into overtime.

After the Illini found the end zone to start overtime, the Boilermakers answered with a touchdown of their own as Arhmad Branch used his speed to beat the defenders to the pylon. With the ball in its hands, Purdue elected to go for two to win the game.

On the game's final play, Illinois brought the pressure and stopped the Boilermakers to prevent the largest comeback in Purdue history.

On a day without starting quarterback Hudson Card, Browne stepped into the signal caller role and lit up the box score, finishing 18-of-26 passing for 297 yards and three touchdowns, also garnering 118 rushing yards on 17 carries for a 6.9 average in his first career start.

Max Klare led Purdue with a career-high 133 yards on six catches. Devin Mockobee notched 102 yards on 11 carries, marking his eighth career 100-yard game.

Kydran Jenkins paced the defense with 10 tackles, six solos, 1.5 sacks and 2.5 tackles-for-loss. Will Heldt also had a career-best 1.5 sacks and 1.5 TFLs.

GAME 6 BOX SCORE

Purdue	0	3	17	23	6	49
Illinois	10	14	3	16	7	50

Scoring Summary

Qtr.	Play	Score
1st	ILL - #24 D.Olano 30 yd FG	0-3
1st	ILL - #6 J.McCray 11 yd rush (kick)	0-10
2nd	PUR - #35 S.Porath 22 yd FG	3-10
2nd	ILL - #4 Z.Franklin 8 yd pass from #9 L.Altmyer (kick)	3-17
2nd	ILL - #6 J.McCray 6 yd pass from #9 L.Altmyer (kick)	3-24
3rd	ILL - #24 D.Olano 49 yd FG	3-27
3rd	PUR - #7 J.Edrine 53 yd pass from #15 R.Browne (kick)	10-27
3rd	PUR - #15 W.Heldt 16 yd fumble return (kick)	17-27
3rd	PUR - #35 S.Porath 24 yd FG	20-27
4th	ILL - #9 L.Altmyer 13 yd rush (kick)	20-34
4th	PUR - #13 J.Tibbs 8 yd pass from #15 R.Browne (2 pt pass)	28-34
4th	ILL - #6 J.McCray 3 yd rush (2 pt pass failed)	28-40
4th	PUR - #45 D.Mockobee 2 yd rush (kick)	35-40
4th	PUR - #45 D.Mockobee 13 yd pass from #15 R.Browne (2 pt pass)	43-40
4th	ILL - #24 D.Olano 38 yd FG	43-43
OT	ILL - #13 P.Bryant 25 yd pass from #9 L.Altmyer (kick)	43-50
OT	PUR - #6 A.Branch 3 yd rush (2 pt pass failed)	49-50

Team Statistics	PUR	ILL
FIRST DOWNS	21	28
RUSHING YARDS	239	177
PASSING YARDS	297	379
TOTAL OFFENSE	536	556

CAPTAINS: Gus Hartwig, Kydran Jenkins, Reggie Love III, Dillon Thieneman
COIN TOSS: Purdue lost the toss, Illinois deferred to second half
RUSHING: Ryan Browne - 17 att, 118 yds
PASSING: Ryan Browne - 18 comp, 26 att (69.2%), 297 yds
RECEIVING: Max Klare - 6 rec, 133 yds
TACKLES: Kydran Jenkins - 10 tkls
TACKLES-for-LOSS: Kydran Jenkins - 2.5 TFLs
SACKS: Kydran Jenkins, Will Heldt - 1.5 sacks
INTERCEPTIONS: none





GAME 12 NOTES • Purdue at Indiana



GAME 7

35 OREGON
0 PURDUE

Oct. 18, 2024
ROSS-ADE STADIUM • WEST LAFAYETTE, IND.

Purdue Football fell to No. 2 Oregon 35-0 at Ross-Ade Stadium on its only Friday night game of the season.

Kyndrich Breedlove recorded his third interception of the season and tied for the game lead with a career-high eight tackles, including four solos. He picked off a deep pass from Oregon quarterback Dillon Gabriel in the second quarter.

Yanni Karlaftis also totaled eight tackles, including seven solos. Mo Omonode posted his first sack of the season, and Will Heldt added his fifth of the year.

On the offensive side, Purdue (1-6, 0-4 B1G) tallied a season-high 40 rushing attempts, running for 208 yards and a 5.2 average behind Reggie Love III's 93 yards on 11 carries.

Purdue's 202 rushing yards were the second-most allowed by the second-ranked Ducks so far this season. The Boilers broke 10 runs that went for 10 yards or more on the night.

Love, the senior from St. Louis, amassed a career-best 8.5 yards per carry (min. five attempts).

Ryan Browne made his second career start, completing 9 of 19 passes for 93 yards and rushing a game-high 14 times for 48 yards.

Devin Mockobee totaled 46 yards on 10 carries, good for a 4.6 average.

Max Klare again led the Boilers in receiving with 32 yards on three catches. It was the sophomore's fifth time leading the team in receiving yardage this season.

Purdue racked up 301 yards of offense but was ultimately held scoreless on the evening.

GAME 8

26 NORTHWESTERN
20 PURDUE

Nov. 2, 2024
ROSS-ADE STADIUM • WEST LAFAYETTE, IND.

In a hard-fought one-score affair, the Purdue football team came up short in overtime against Northwestern.

In the 26-20 defeat, the Boilermakers came back to tie the game from a deficit that was as large as 17-3 until the final 30 seconds of the first half.

Hudson Card returned from injury in a big way, completing 21-of-37 passes for 267 yards and a touchdown.

Trailing 17-3, Card tossed a six-yard dot to Jahmal Edrine 25 seconds before the break, cutting the deficit in half. Edrine logged a season-high five catches for 54 yards, including his second score as a Boilermaker.

After halftime, the Purdue defense stepped up and allowed just three points for the rest of regulation.

After a 24-yard Spencer Porath field goal cut Northwestern's lead to 17-13 near the end of the third quarter, the Wildcats (4-5, 2-4 B1G) answered with a field goal of their own.

Down 20-13 in the fourth quarter, the offense registered an 11-play, 75-yard drive to tie the game. Mockobee muscled his way through a pile of four Wildcat defenders, carrying multiple players on his back for a one-yard touchdown.

With the score tied 20-20 in overtime, Purdue took the ball first and opted to be aggressive, going for it on 4th-and-5 at the Wildcats' 20-yard line. Card's pass fell incomplete, turning it over to Northwestern.

The Wildcats punctuated the game with a walk-off touchdown pass, ending a promising Purdue rally.

GAME 9

45 OHIO STATE
0 PURDUE

Nov. 9, 2024
OHIO STADIUM • COLUMBUS, OHIO

The Purdue football team fell 45-0 on the road to No. 2 Ohio State at Ohio Stadium.

Devin Mockobee led the ground attack for the Boilermakers, recording 73 of the Boilermakers' 98 yards rushing on 13 carries with an average of 5.6 yards per rush.

Mockobee added 14 yards on a pair of receptions to finish with 87 all-purpose yards. The Boonville, Ind., native became the 19th player in program history to top 3,000 all-purpose yards in a career.

Hudson Card connected on 9-of-19 passing for 108 yards. Seven different receivers caught a pass, led by two from Mockobee and Max Klare. Klare has caught two or more passes in every game this season.

Shamar Rigby and Jaron Tibbs set career-long receptions of 29 and 28 yards, respectively. Purdue finished with 206 yards of total offense.

Dillon Thieneman led Purdue on the defensive side with 11 tackles with eight solos and a pass breakup. It was the eighth double-digit tackle game of his career.

Purdue finished with three tackles for loss, coming from Cole Brevard's first full sack of the year and a tackles-for-loss from Shitta Sillah and Kyndrich Breedlove.

The Buckeyes were led by Will Howard's 260 yards on 21-of-26 passing and three touchdowns. Ohio State rushed for 130 yards, led by Treveyn Henderson's 85 yards on six carries and one touchdown.

GAME 7 BOX SCORE

Oregon	14	7	0	14	35
Purdue	0	0	0	0	0

Scoring Summary

Qtr.	Play	Score
1st	ORE - #20 J.Jordan 8 yd rush (kick)	0-7
1st	ORE - #20 J.Jordan 1 yd rush (kick)	0-14
2nd	ORE - #15 T.Johnson 12 yd pass from #8 D.Gabriel (kick)	0-21
4th	ORE - #6 N.Whittington 8 yd pass from #8 D.Gabriel (kick)	0-28
4th	ORE - #22 J.Harris 12 yd rush (kick)	0-35

GAME 8 BOX SCORE

Northwestern	10	7	0	3	6	26
Purdue	3	7	3	7	0	20

Scoring Summary

Qtr.	Play	Score
1st	NU - #11 L.Akers 39 yd FG	0-3
1st	PUR - #35 S.Porath 26 yd FG	3-3
1st	NU - #6 J.Himon 51 yd rush (kick)	3-10
2nd	NU - #1 C.Porter 1 yd rush (kick)	3-17
2nd	PUR - #7 J.Edrine 6 yd pass from #1 H.Card (kick)	10-17
3rd	PUR - #35 S.Porath 24 yd FG	13-17
4th	NU - #11 L.Akers 41 yd FG	13-20
4th	PUR - #45 D.Mockobee 1 yd rush (kick)	20-20
OT	NU - #6 J.Himon 22 yd pass from #12 J.Lausch	20-26

GAME 9 BOX SCORE

Purdue	0	0	0	0	0
Ohio State	7	14	17	7	45

Scoring Summary

Qtr.	Play	Score
1st	OSU - #18 W.Howard 1 yd rush (kick)	0-7
2nd	OSU - #88 G.Scott Jr. 15 yd pass from #18 W.Howard (kick)	0-14
2nd	OSU - #4 J.Smith 17 yd pass from #18 W.Howard (kick)	0-21
3rd	OSU - #38 J.Fielding 42 yd FG	0-24
3rd	OSU - #32 T.Henderson 19 yd rush (kick)	0-31
3rd	OSU - #33 J.Sawyer 11 yd fumble return (kick)	0-38
4th	OSU - #2 E.Egbuka 10 yd pass from #18 W.Howard (kick)	0-45

Team Statistics	PUR	ORE
FIRST DOWNS	16	23
RUSHING YARDS	208	131
PASSING YARDS	93	290
TOTAL OFFENSE	301	421
CAPTAINS: Gus Hartwig, Kydran Jenkins, Devin Mockobee, Dillon Thieneman		
COIN TOSS: Purdue lost the toss, Oregon elected to receive		
RUSHING: Reggie Love III - 11 att, 93 yds		
PASSING: Ryan Browne - 9 comp, 19 att (47.4%), 93 yds		
RECEIVING: Max Klare - 3 rec, 32 yds		
TACKLES: Kyndrich Breedlove, Yanni Karlaftis - 8 tkls		
TACKLES-for-LOSS: Heldt, Karlaftis, Omonode, Stevens - 1 TFL		
SACKS: Will Heldt, Mo Omonode - 1 sack		
INTERCEPTIONS: Kyndrich Breedlove - 1 INT		

Team Statistics	PUR	NU
FIRST DOWNS	16	19
RUSHING YARDS	47	122
PASSING YARDS	290	302
TOTAL OFFENSE	337	424
CAPTAINS: Gus Hartwig, Kydran Jenkins, Devin Mockobee, Mo Omonode		
COIN TOSS: Purdue won the toss, elected to receive.		
RUSHING: Devin Mockobee - 10 att, 29 yds, 1 TD		
PASSING: Hudson Card - 21 comp, 37 att (56.8%)		
RECEIVING: Max Klare - 6 rec, 78 yds		
TACKLES: Dillon Thieneman - 9 tkls		
TACKLES-for-LOSS: Will Heldt - 1 TFL		
SACKS: Kydran Jenkins, Cole Brevard - 0.5 sack		
INTERCEPTIONS: Antonio Stevens - 1 INT		

Team Statistics	PUR	OSU
FIRST DOWNS	15	24
RUSHING YARDS	98	173
PASSING YARDS	108	260
TOTAL OFFENSE	206	433
CAPTAINS: Jenkins, Mbow, Mockobee, Thieneman		
COIN TOSS: Purdue won toss, elected to receive.		
RUSHING: Devin Mockobee - 13 att, 73 yds		
PASSING: Hudson Card - 9 comp, 19 att (47.4%)		
RECEIVING: Shamar Rigby - 1 rec, 29 yds		
TACKLES: Dillon Thieneman - 11 tkls		
TACKLES-for-LOSS: Breedlove, Brevard, Sillah - 1 TFL		
SACKS: Cole Brevard - 1 sack		
INTERCEPTIONS: none		





GAME 12 NOTES • Purdue at Indiana



GAME 10

49 PENN STATE 10 PURDUE

Nov. 16, 2024
ROSS-ADE STADIUM • WEST LAFAYETTE, IND.

The Purdue football team lost 49-10 to No. 4 Penn State in the home season finale at Ross-Ade Stadium.

Max Klare registered a season-high seven catches for 91 yards and one touchdown to lead the offense on the afternoon. The sophomore standout tight end has now led Purdue in receiving in seven games this season.

Hudson Card threw for 151 yards on 11-of-20 passing on Senior Day. Ryan Browne entered the game at quarterback in the second half and engineered a touchdown drive.

Midway through the fourth quarter, Purdue took five plays to march 70 yards thanks to a pair of big gains from freshman running back Jaheim Merriweather. Browne capped it off by connecting with Klare for his second touchdown pass of the season.

Devin Mockobee led the rushing attack with 11 carries for 40 yards.

On the defensive side, Dillon Thieneman paced the game with eight tackles. The All-American's effort pushed his season total to 83, the most on the team by a significant margin in just his sophomore season.

Hudson Miller racked up a career-high six tackles, all solos, to finish third on the team behind Thieneman and Kydran Jenkins (seven).

Kicker Ben Freehill converted his first field goal of the season from 22 yards.

GAME 10 BOX SCORE

Penn State	14	7	21	7	49
Purdue	0	3	0	7	10

Scoring Summary

Qtr.	Play	Score
1st	PSU - #13 K.Allen 2 yd pass from #15 D.Allar (kick)	0-7
1st	PSU - #44 T.Warren 15 yd pass from #15 D.Allar (kick)	0-14
2nd	PUR - #39 B.Freehill 22 yd FG	3-14
2nd	PSU - #10 N.Singleton 10 yd rush (kick)	3-21
3rd	PSU - #44 T.Warren 48 yd rush (kick)	3-28
3rd	PSU - #6 H.Wallace III 46 yd pass from #15 D.Allar (kick)	3-35
3rd	PSU - #9 B.Pribula 49 yd rush (kick)	3-42
4th	PUR - #86 M.Klare 20 yd pass from #15 R.Browne (kick)	10-42
4th	PSU - #85 L.Reynolds 24 yd pass from #9 B.Pribula (kick)	10-49

Team Statistics	PUR	PSU
FIRST DOWNS	16	23
RUSHING YARDS	85	234
PASSING YARDS	217	305
TOTAL OFFENSE	302	539
CAPTAINS:	Gus Hartwig, Kydran Jenkins, Devin Mockobee, Dillon Thieneman	
COIN TOSS:	Purdue won the toss, deferred to second half	
RUSHING:	Devin Mockobee - 11 att, 40 yds	
PASSING:	Hudson Card - 11 comp, 20 att (55.0%), 151 yds	
RECEIVING:	Max Klare - 7 rec, 91 yds, 1 TD	
TACKLES:	Dillon Thieneman - 8 tkls	
TACKLES-for-LOSS:	Kydran Jenkins - 1.5 TFLs	
SACKS:	none	
INTERCEPTIONS:	none	

GAME 11

24 MICHIGAN STATE 17 PURDUE

Nov. 22, 2024
SPARTAN STADIUM • EAST LANSING, MICH.

The Purdue football team scored 14 straight points in the second half, but a 21-point deficit at halftime proved too much to overcome in a 24-17 loss to Michigan State.

Hudson Card completed a season-high 26 passes on 47 attempts (55.3%) for a career-best 342 yards and a touchdown.

Devin Mockobee continued his climb up the career charts, passing Corey Rogers for ninth in all-time rushing yards (2,445) at Purdue. The junior star from Boonville, Ind., also joined the top 10 for career rushing touchdowns (19) and carries (496) as he punched in his fourth rushing score of the season.

The Boilermakers (1-10, 0-8 BIG) got on the board early with a 40-yard field goal from Ben Freehill into the wind on the opening drive of the game. The Spartans (5-6, 3-5 BIG) proceeded to close the first half with 24 straight points.

Purdue dominated after the break, outgaining Michigan State (4-6, 3-5 BIG) 204 to 73 in the third and fourth quarters.

Card and the offense took the ball and marched 73 yards on 10 plays, capitalizing with Mockobee's two-yard rushing score to cut the deficit to 24-10 midway through the third quarter.

Klare brought in a seven-yard touchdown pass at the beginning of the fourth quarter to bring Purdue within one score. After a couple more defensive stands, the Boilermakers had one more shot to tie the game late but were stuffed on 4th-and-6 with just over three minutes to play.

The Spartans ultimately held on and converted a fourth down to clinch the game despite another valiant second half effort from the Boilermakers.

GAME 11 BOX SCORE

Purdue	3	0	7	7	17
Michigan State	7	17	0	0	24

Scoring Summary

Qtr.	Play	Score
1st	PUR - #39 B.Freehill 40 yd FG	3-0
1st	MSU - #3 M.Foster Jr. 7 yd pass from #2 A.Chiles (kick)	3-7
2nd	MSU - #97 J.Kim 43 yd FG	3-10
2nd	MSU - #2 N.Carter 2 yd rush (kick)	3-17
2nd	MSU - #2 N.Carter 20 yd pass from #2 A.Chiles (kick)	3-24
3rd	PUR - #45 D.Mockobee 2 yd rush (kick)	10-24
4th	PUR - #86 M.Klare 7 yd pass from #1 H.Card (kick)	17-24

Team Statistics	PUR	MSU
FIRST DOWNS	19	22
RUSHING YARDS	-4	134
PASSING YARDS	19	38
TOTAL OFFENSE	338	293
CAPTAINS:	Hartwig, Jenkins, Mockobee, Thieneman	
COIN TOSS:	MSU won the toss, deferred to second half	
RUSHING:	Devin Mockobee - 9 att, 14 yds, 1 TD	
PASSING:	Hudson Card - 26 comp, 47 att (55.3%), 342 yards, 1 TD	
RECEIVING:	Max Klare - 7 rec, 73 yds, 1 TD	
TACKLES:	Dillon Thieneman - 11 tkls	
TACKLES-for-LOSS:	Kydran Jenkins - 2 TFLs	
SACKS:	Kydran Jenkins - 1 sack	
INTERCEPTIONS:	none	

GAME 12

- PURDUE - INDIANA

Nov. 30, 2024
MEMORIAL STADIUM • BLOOMINGTON, IND.

INSIDE THE MATCHUP

Record:	77-42-6
In West Lafayette:	40-23-4
In Bloomington:	36-19-2
Neutral:	1-0
Streak:	Purdue - 3
Last Win:	Purdue 35, Indiana 31 - Home - 11/25/2023
Last Meeting:	Purdue 35, Indiana 31 - Home - 11/25/2023
First Meeting:	Purdue 60, Indiana 0 - Home - 11/4/1891

LAST 10 MEETINGS

Date	Pur/Opp Rank	Result	Purdue	Opp	Location
11/30/2013		L	36	56	A
11/29/2014		L	16	23	A
11/28/2015		L	36	54	H
11/26/2016		L	24	26	A
11/25/2017		W	31	24	H
11/24/2018		W	28	21	A
11/30/2019		L-O	41	44	H
11/27/2021		W	44	7	H
11/26/2022		W	30	16	H
11/25/2023		W	35	31	H

TOP 100-YARD RUSHING GAMES VS. INDIANA (44)

276 Otis Armstrong (32) vs. Indiana, 11/25/1972 (Purdue record)
264 Mike Altstott (25) vs. Indiana, 11/24/1995
217 Markell Jones (31) vs. Indiana, 11/25/2017

TOP 300-YARD PASSING GAMES VS. INDIANA (9)

522 Kyle Orton (33-54) vs. Indiana, 11/20/2004
485 Danny Etling (33-49) at Indiana, 11/30/2013
448 Curtis Painter (38-54) vs. Indiana, 11/22/2008

TOP 100-YARD RECEIVING GAMES VS. INDIANA (28)

209 Kyle Ingraham (11) vs. Indiana, 11/20/2004
162 Brian Alford (5) vs. Indiana, 11/23/1996
159 Cliff Benson (8) vs. Indiana, 11/20/1982

GAME 12 BOX SCORE

Purdue	-	-	-	-	-
Indiana	-	-	-	-	-

Scoring Summary

Qtr.	Play	Score
------	------	-------

Team Statistics	PUR	IU
FIRST DOWNS	-	-
RUSHING YARDS	-	-
PASSING YARDS	-	-
TOTAL OFFENSE	-	-
CAPTAINS:	-	
COIN TOSS:	-	
RUSHING:	-	
PASSING:	-	
RECEIVING:	-	
TACKLES:	-	
TACKLES-for-LOSS:	-	
SACKS:	-	
INTERCEPTIONS:	-	





GAME 12 NOTES • Purdue at Indiana



CAREER STATS (* - AT PREVIOUS SCHOOL)

#0 • Jayden Dixon-Veal (Sr. • WR • 6-0 • 190)	VEEL							
	GP	REC	YDS	TD	Long	REC/G	AVG/C	AVG/G
2023	11	16	142	1	29	1.5	8.9	12.9
2024	3	3	23	0	14	1.0	7.7	7.7
Total	14	19	165	1	29	1.4	8.7	11.8

#0 • Jeffrey M'Ba (Sr. • DL • 6-6 • 302)	mmm-BA										
	GP	SOLO	AST	TOT	TFL	PD	FF	FR	BLK	SACK	INT
2022*	9	3	3	6	1-11	1	0	0	0	0	0
2023	12	8	8	16	2-5	0	0	0	0	1	0
2024	11	12	12	24	0-0	0	0	0	0	0	0
Purdue	23	20	20	40	2-5	0	0	0	0	1	0
Total	32	23	23	46	3-16	0	1	0	0	2	0

#1 • Hudson Card (Sr. • QB • 6-3 • 210)								
GP	C-A-I	YDS	TD	LG	PCT	AVG/P	AVG/G	EFFIC
2020*	2	1-3-0	5	0	5	33.3	5.0	2.5
2021*	8	51-83-1	590	5	52	61.4	11.6	73.8
2022*	12	75-108-1	928	6	45	69.4	12.4	77.3
2023	11	215-365-8	2387	15	84	58.9	11.1	217.0
2024	9	138-235-6	1606	9	52	58.7	11.6	178.4
Purdue	20	353-600-14	3993	24	84	58.8	11.3	199.7
Total	42	480-794-16	5516	35	84	60.5	11.5	131.3

	Rush	YDS	TD	Long	AVG/A	AVG/G
2020*	4	11	0	7	2.8	5.5
2021*	26	17	1	13	0.7	2.1
2022*	17	46	0	32	2.7	3.8
2023	93	203	5	25	2.2	18.5
2024	45	-31	0	23	-0.7	-3.4
Purdue	138	172	5	25	1.2	8.6
Total	185	246	6	32	1.3	5.9

#2 - Nyland Green (Jr. - DB - 6-1 - 186)											NYE-land
	GP	SOLO	AST	TOT	TFL	PD	FF	FR	BLK	SACK	INT
2021*	3	1	1	2	0-0	0	0	0	0	0	0
2022*	10	3	0	3	0-0	1	0	0	0	0	0
2023*	13	5	2	7	0.5-1	1	0	0	0	0	0
2024	7	11	10	21	1-9	4	1	0	0	1	0
Total	33	20	13	33	1.5-10	6	1	0	0	1	0

#3 - Derrick Rogers Jr. (So. • DB • 6-1 • 175)

	GP	SOLO	AST	TOT	TFL	PD	FF	FR	BLK	SACK	INT
2023	12	5	1	6	0-0	3	0	0	0	0	0
2024	2	0	0	0	0-0	0	0	0	0	0	0
Total	14	5	1	6	0-0	3	0	0	0	0	0

#4 • Kam Brown (Sr. • WR • 6-1 • 185)								
	GP	REC	YDS	TD	Long	REC/G	AVG/C	AVG/G
2019*	3	2	19	0	20	0.7	9.5	6.3
2020*	6	5	55	0	15	0.8	11.0	9.2
2021*	12	17	247	2	39	1.4	14.5	20.6
2022*	11	24	362	3	51	2.2	15.1	32.9
2023*	9	13	163	1	67	1.4	12.5	18.1
2024	9	3	87	0	52	0.3	29.0	9.7
Total	50	64	933	6	67	1.3	14.6	18.7

#4 • Kydran Jenkins (Sr. • Rush End • 6-1 • 253) KAY-dran

	GP	SO	AST	TOT	TFL	PD	FF	FR	BLK	SACK	INT
2020	1	0	0	0	0-0	0	0	0	0	0	0
2021	13	25	10	35	8-47	1	0	0	0	5	0
2022	14	24	8	32	8-36	1	1	0	1	4	0
2023	12	40	17	57	15.5-80	1	1	2	0	7.5	0
2024	11	46	32	78	12-49	0	0	0	0	6.5	0
Total	51	135	67	202	43.5-212	3	2	2	1	23	0

#6 • Smiley Bradford (Fr. • DB • 6-0 • 195)										KAY-dran	
	GP	SOLO	AST	TOT	TFL	PD	FF	FR	BLK	SACK	INT
2024	5	13	4	17	0-0	0	0	0	0	0	0

#6 - Arhmad Branch (R-Fr. - WR - 6-0 - 180)								
	GP	REC	YDS	TD	Long	REC/G	AVG/C	AVG/G
2023	1	0	0	0	0	0	0	0
2024	4	0	0	0	0	0	0	0
Total	5	0	0	0	0	0	0	0

	Rush	YDS	TD	Long	AVG/A	AVG/G
2024	1	3	1	3	3.0	0.8

#7 • Jahmal Edrine (Jr. • WR • 6-3 • 215)						jah-MAL ED-ren		
	GP	REC	YDS	TD	Long	REC/G	AVG/C	AVG/G
2021*	2	1	9	0	9	0.5	9.0	4.5
2022*	11	39	570	6	45	3.5	14.6	51.8
2023								
2024	9	23	365	2	53	2.6	15.9	40.6
Total	22	63	944	8	53	2.9	15.0	42.9

#7 • Salim Turner-Muhammad (Sr. • DB • 6-0 • 195)	sah-LEEM										
	GP	SOLO	AST	TOT	TFL	PD	FF	FR	BLK	SACK	INT
2020*	5	14	3	17	1-1	1	1	0	0	0	0
2021*	4	5	4	9	0-0	0	0	0	0	0	0
2022*	12	3	5	8	0-0	1	0	0	0	0	0

#8 - CJ Madden (So. - Rush End - 6-4 - 263)											
	GP	SOLO	AST	TOT	TFL	PD	FF	FR	BLK	SACK	INT
2022*	1	0	0	0	0-0	0	0	0	0	0	0
2023*	7	3	0	3	0-0	0	0	0	0	0	0
2024	3	5	2	7	0.5-0	0	0	0	0	0	0
Total	11	8	2	10	0.5-0	0	0	0	0	0	0

#8 - DeNylon Morrisette (So. - WR - 6-1 - 200)								
	GP	REC	YDS	TD	Long	REC/G	AVG/C	AVG/G
2022*	10	4	34	0	16	0.4	8.5	3.4
2023*	3							
2024	10	11	106	2	19	1.1	9.6	10.6
Total	23	15	140	2	19	0.7	9.3	6.1

#9 - CJ Smith (So. - WR - 6-3 - 195)								
	GP	REC	YDS	TD	Long	REC/G	AVG/C	AVG/G
2022*	2							
2023*	10	6	116	0	47	0.6	19.3	11.6
2024	3	6	69	0	32	2.0	11.5	23.0
Total	15	12	185	0	47	0.8	15.4	12.3

#10 - Kyndrich Breedlove (Jr. • DB • 5-11 • 185)	KEN-drick										
	GP	SOLO	AST	TOT	TFL	PD	FF	FR	BLK	SACK	INT
2021*	9	0	1	1	0-0	0	0	0	0	0	0
2022*	1	0	0	0	0-0	0	0	0	0	0	0
2023*	9	11	1	12	1-1	0	1	0	0	0	0
2024	11	24	12	36	2-13	4	0	0	0	0	3
Total	30	35	14	49	3-14	4	1	0	0	0	3

#11 • Antonio Stevens (Sr. • DB • 6-2 • 217)

	GP	SOLO	AST	TOT	TFL	PD	FF	FR	BLK	SACK	INT
2020	4	0	0	0	0-0	0	0	0	0	0	0
2022	13	7	1	8	0-0	0	0	0	0	0	0
2023	12	14	3	17	0-0	0	0	2	0	0	0
2024	9	26	17	43	2-4	1	0	0	0	0.5	1
Total	38	47	21	68	2-4	1	0	2	0	0.5	1

#12 • Leland Smith (So. • WR • 6-4 • 219)								
	GP	REC	YDS	TD	Long	REC/G	AVG/C	AVG/G
2024	10	5	67	2	31	0.5	13.4	6.7

#12 • Tarrion Grant (Fr. • DB • 6-2 • 197)	tah-RON										
	GP	SOLO	AST	TOT	TFL	PD	FF	FR	BLK	SACK	INT
2024	11	8	5	13	0-0	2	1	0	0	0	0

#13 • Koy Beasley (Fr. • DB • 5-10 • 187)											
	GP	SOLO	AST	TOT	TFL	PD	FF	FR	BLK	SACK	INT
2024	1	0	0	0	0	0	0	0	0	0	0

#13 • Jaron Tibbs (So. • WR • 6-3 • 214)	juh-RON							
	GP	REC	YDS	TD	Long	REC/G	AVG/C	AVG/G
2023	8	5	42	0	14	0.6	8.4	5.3
2024	11	25	305	2	38	2.3	12.2	27.7
Total	19	30	347	2	38	1.6	11.6	18.3

#14 • Yanni Karlaftis (Jr • LB • 6-3 • 235)					yah-KNEE CAR-lof-tis						
	GP	SOLO	AST	TOT	TFL	PD	FF	FR	BLK	SACK	INT
2021	4	1	0	1	0-0	0	0	0	0	0	0
2022	9	2	2	4	0.5-1	0	0	0	0	0.5	0
2023	12	28	27	55	2.5-13	0	0	1	0	2.5	0
2024	11	30	20	50	1-2	1	0	0	0	0	0
Total	36	61	49	110	4-16	1	0	1	0	3	0

#15 - Ryan Browne (R-Fr. • QB • 6-4 • 210)									
	GP	C-A-I	YDS	TD	LG	PCT	AVG/P	AVG/G	EFFIC
2023	1	12-16-2	104	0	28	75.0	8.7	104.0	104.6
2024	7	40-68-1	513	4	62	58.8	12.8	73.3	138.7
Total	8	52-84-3	617	4	62	61.9	11.9	77.1	132.2
		Rush	YDS	TD	Long	AVG/A	AVG/G		
2023		21	85	0	12	4.0	85.0		
2024		43	165	0	23	3.8	23.6		
Total		64	250	0	23	3.9	31.3		

#15 • Will Heldt (So • Rush End • 6-6 • 265)											
	GP	SOLO	AST	TOT	TFL	PD	FF	FR	BLK	SACK	INT
2023	12	8	4	12	1-4	0	0	0	0	0	0
2024	11	35	19	54	9-47	0	0	1	0	5	0
Total	23	43	23	66	10-51	0	0	1	0	5	0

#17 - Shitta Sillah (Sr. - Rush End - 6-4 - 251)	SHEET-ah SILL-ah										
	GP	SOLO	AST	TOT	TFL	PD	FF	FR	BLK	SACK	INT
2019*	9	11	1	12	2.5-18	0	0	0	0	1	0
2020*	11	14	8	22	2.5-11	1	0	0	0	2.5	1
2021*	10	15	16	31	4-23	2	0	0	0	1	0
2022*	1	1	0	1	0-0	0	0	0	0	0	0
2023*	8	9	5	14	3-10	0	0	0	2	0	0
2024	11	16	11	27	5.5-19	1	0	0	1	0	0
Total	50	66	41	107	17.5-81	4	0	0	7.5	1	1



GAME 12 NOTES • Purdue at Indiana



CAREER STATS (* - AT PREVIOUS SCHOOL)

#32 • Joseph Jefferson II (So. • DB • 6-0 • 190)

	GP	SOLO	AST	TOT	TFL	PD	FF	FR	BLK	SACK	INT
2022	1	0	0	0	0-0	0	0	0	0	0	0
2023	11	2	0	2	0-0	0	0	0	0	0	0
2024	11	22	8	30	2-10	0	0	0	0	0	0
Total	23	24	8	32	2-10	0	0	0	0	0	0

#86 • Max Klare (So. • TE • 6-4 • 240)

Claire

	GP	REC	YDS	TD	Long	REC/G	AVG/C	AVG/G
2022	1	0	0	0	0	0	0	0
2023	5	22	196	0	27	4.4	8.9	39.2
2024	11	46	649	4	62	4.2	14.1	59.0
Total	17	68	845	4	62	4.0	12.4	49.7

#34 • Damarjhe Lewis (R-Jr. • DL • 6-3 • 300)

dah-MAR-zjay

	GP	SOLO	AST	TOT	TFL	PD	FF	FR	BLK	SACK	INT
2020*	1	0	0	0	0-0	0	0	0	0	0	0
2021	12	3	5	8	1-1	1	0	0	0	0	0
2023	2	0	0	0	0-0	0	0	0	0	0	0
2024	5	7	7	14	3-4	0	0	0	1	0	0
Purdue	19	10	12	22	4-5	1	0	0	1	0	0
Total	20	10	12	22	4-5	1	0	0	1	0	0

#91 • Cole Brevard (Sr. • DL • 6-3 • 333)

	GP	SOLO	AST	TOT	TFL	PD	FF	FR	BLK	SACK	INT
2021*	1	0	0	0	0-0	0	0	0	0	0	0
2022	14	6	4	10	0-0	0	0	0	0	0	0
2023	12	6	3	9	2.5-9	0	0	2	0	1	0
2024	10	8	7	15	5.5-22	0	0	0	0	1.5	0
Purdue	36	20	14	34	8-31	0	0	2	0	2.5	0
Total	37	20	14	34	8-31	0	0	2	0	2.5	0

#35 • Spencer Porath (Fr. • K • 5-11 • 201)

POOR-ath

	GP	FGM	FGA	LONG	PCT	BLK	PAT	PTS
2024	9	7	11	45	63.6	0	17	38

#92 • Mo Omonode (Jr. • DL • 6-0 • 286)

oh-MO-na-DAY

	GP	SOLO	AST	TOT	TFL	PD	FF	FR	BLK	SACK	INT
2022	11	5	2	7	0.5-2	0	0	0	0	0.5	0
2023	12	9	5	14	2.5-13	0	0	0	0	2	0
2024	9	5	5	10	2-9	0	0	0	0	1	0
Total	32	19	12	31	5-24	0	0	0	0	3.5	0

#36 • RJ Lopez (Sr. • K • 5-11 • 180)

	GP	FGM	FGA	LONG	PCT	BLK	PAT	PTS
2020*	7	0	0	0	0	0	0	0
2021*	12	0	0	0	0	0	0	0
2022*	13	0	0	0	0	0	0	0
2023*	11	6	11	47	54.55	2	31-32	49
2024								
Total	43	6	11	47	54.55	2	31-32	49
	KO	YDS	AVG	TB	OB			
2020*	44	2751	62.5	25	1			
2021*	81	5182	64.0	25	0			
2022*	91	5707	62.7	52	2			
2023*	15	955	63.7	60	0			
2024								
Total	43	14595	63.2	7	3			

#95 • Joe Anderson (Sr. • DL • 6-4 • 290)

	GP	SOLO	AST	TOT	TFL	PD	FF	FR	BLK	SACK	INT
2019*	1	1	0	1	0-0	0	0	0	0	0	0
2020*	4	1	2	3	0-0	0	0	0	0	0	0
2021	5	3	3	6	1-2	0	0	0	0	1	0
2022	5	0	1	1	0-0	0	0	0	0	0	0
2023	12	9	7	16	2-2	0	0	0	0	0	0
2024	10	9	11	20	0.5-1	0	0	0	1	0	0
Purdue	32	21	22	43	3.5-5	0	0	0	1	1	0
Total	37	23	24	47	3.5-5	0	0	0	1	1	0

#98 • Drake Carlson (R-Fr. • DL • 6-3 • 290)

	GP	SOLO	AST	TOT	TFL	PD	FF	FR	BLK	SACK	INT
2024	8	2	2	4	0.5-1	0	0	0	0	0	0

#39 • Ben Freehill (Sr. • K • 6-1 • 195)

	GP	FGM	FGA	LONG	PCT	BLK	PAT	PTS
2020*	1	-	-	-	-	-	1-1	1
2021	6	-	-	-	-	-		
2022	4	-	-	-	-	-		
2023	8	6	11	44	42.86	1	21-22	39
2024	11	2	4	40	50	-	3-3	9
Total	30	8	15	44	53.8	1	25-26	49
	KO	YDS	AVG	TB	OB			
2021	42	2549	60.7	15	1			
2022	12	671	55.9	1	1			
2023	19	1083	57.0	5	1			
2024	40	2498	62.5	25	1			
Total	113	6801	60.2	46	4			

#99 • Jireh Ojata (Sr. • RUSH END • 6-4 • 267)

JIE-reh OH-ja-tah

	GP	SOLO	AST	TOT	TFL	PD	FF	FR	BLK	SACK	INT
2020*	6	13	9	22	3.5-16	1	1	0	0	1.5	0
2021*	10	22	13	35	17-114	2	2	1	0	14	0
2022*	10	22	28	50	12-71	3	2	0	0	7	0
2023*	10	32	20	52	16.5-81	1	2	2	4	8	0
2024	11	10	2	12	1-3	0	0	0	0	1	0
Total	47	99	72	171	50-285	7	7	3	4	31.5	0

#45 • Devin Mockobee (Jr. • RB • 6-0 • 207)

MOCK-ah-bee

	GP	Rush	YDS	TD	Long	AVG/A	AVG/G
2022	13	195	968	9	68	5.0	74.5
2023	12	172	811	6	65	4.7	67.6
2024	11	124	666	4	63	5.4	60.5
Total	36	491	2445	19	68	5.0	67.9
	REC	YDS	TD	Long	REC/G	AVG/C	AVG/G
2022	32	274	0	28	2.5	8.6	21.1
2023	19	180	1	38	1.6	9.5	15.0
2024	17	170	1	21	1.5	10.0	15.5
Total	68	624	2	38	1.9	9.2	17.3

#55 • Jamarius Dinkins (Jr. • DL • 6-5 • 280)

	GP	SOLO	AST	TOT	TFL	PD	FF	FR	BLK	SACK	INT
2021*	3	0	1	1	0.5-2	0	0	0	0	0	0
2022*	9	3	6	9	1-1	0	0	0	0	1	0
2023*	11	3	6	9	1-4	0	0	0	0	0	0
2024	7	4	4	8	0-0	0	0	0	0	0	0
Total	30	10	17	27	2.5-7	0	0	0	0	1	0

#81 • George Burhenn (So. • TE • 6-5 • 240)

BU/RH-hen

	GP	REC	YDS	TD	Long	REC/G	AVG/C	AVG/G
2023	11	5	74	1	33	0.5	14.8	6.7
2024	2	1	3	0	3	0.5	3.0	1.5
Total	13	6	77	1	33	0.5	12.8	5.9

#82 • Drew Biber (Jr. • TE • 6-5 • 245)

BIB-er

	GP	REC	YDS	TD	Long	REC/G	AVG/C	AVG/G
2021	2	0	0	0	0	0.0	0.0	0.0
2022	11	1	6	0	6	0.1	6.0	0.5
2023	12	1	16	1	16	0.1	16.0	1.3
2024	11	12	109	0	22	1.1	9.1	9.9
Total	36	14	131	1	22	0.4	9.4	3.6





2024-25 Purdue Football
Overall Team Statistics
All games

Page 1/2
 as of Nov 25, 2024

Team Statistics

	PURDUE	OPP
Scoring	189	413
Points per game	17.2	37.5
Points Off Turnovers	13	59
First Downs	170	258
Rushing	64	119
Passing	96	119
Penalty	10	20
Rushing Yardage	1371	2167
Yards gained rushing	1680	2405
Yards lost rushing	309	238
Rushing attempts	323	428
Average per rush	4.2	5.1
Average per game	124.6	197.0
TDs Rushing	9	30
Passing Yardage	2153	2683
Comp-Att-Int	180-308-7	195-300-4
Average per pass	7.0	8.9
Average per catch	12.0	13.8
Average per game	195.7	243.9
TDs Passing	13	21
Total offense	3524	4850
Total plays	631	728
Average per play	5.6	6.7
Average per game	320.4	440.9
Kick returns: #-Yards	10-187	10-192
Punt returns: #-Yards	14-97	18-118
Int returns: #-Yards	4-0	7-117
Kick return average	18.7	19.2
Punt return average	6.9	6.6
Int return average	0.0	16.7
Fumbles-Lost	11-7	4-1
Penalties-Yards	61-584	57-527
Average per game	53.1	47.9
Punts-Yards	56-2470	38-1625
Average per punt	44.1	42.8
Net punt average	41.1	37.2
Kickoffs-Yards	40-2498	72-4615
Average per kick	62.5	64.1
Net kick average	39.3	40.2
Time of possession / game	27:10	32:50
3rd-down conversion	46/135	66/137
3rd-down pct	34%	48%
4rd-down conversion	4/17	11/15



**2024-25 Purdue Football
Overall Team Statistics
All games**Page 2/2
as of Nov 25, 2024

	PURDUE	OPP
4rd-down pct	24%	73%
Sacks by-Yards	20-122	30-213
Misc Yards	0	0
Touchdowns scored	23	55
Field goals - attempts	9-15	10-16
On-Side kicks	1-2	1-1
Red-zone scores	(26-34) 76%	(40-43) 93%
Red-zone touchdowns	(18-34) 53%	(34-43) 79%
PAT-attempts	(20-20) 100%	(53-53) 100%
2-point conversion-attempts	(2-3) 67%	(0-1) 0%
Attendance	359320	327267
Games / Avg per game	6/59887	5/65453
Neutral site games	-	0/0

Score by Periods

Team	1st	2nd	3rd	4th	OT	TOT
Purdue	13	40	51	79	6	189
Opponents	97	111	86	106	13	413



**2024-25 Purdue Football
Individual Statistics
All games**Page 1/3
as of Nov 25, 2024**Rushing**

Player	gp	att	gain	loss	net	avg	td	lg	avg/g
Devin Mockobee	11	124	698	32	666	5.4	4	63	60.5
Reggie Love III	11	83	404	32	372	4.5	2	22	33.8
Ryan Browne	7	43	231	66	165	3.8	0	23	23.6
Elijah Jackson	10	6	97	0	97	16.2	1	69	9.7
Jaheim Merriweather	10	13	85	6	79	6.1	1	35	7.9
Christian Gelov	1	1	12	0	12	12.0	0	12	12.0
De'Nylon Morrisette	10	1	11	0	11	11.0	0	11	1.1
Shamar Rigby	11	1	5	0	5	5.0	0	5	0.5
Antonio Harris	6	1	4	0	4	4.0	0	4	0.7
Arhmad Branch	4	1	3	0	3	3.0	1	3	0.8
Ben Furtney	11	1	0	5	-5	-5.0	0	0	-0.5
Hudson Card	9	45	130	161	-31	-0.7	0	23	-3.4
Team	11	3	0	7	-7	-2.3	0	0	-0.6
Total	11	323	1680	309	1371	4.2	9	69	124.6
Opponents	11	428	2405	238	2167	5.1	30	70	197.0

Passing

Player	gp	effic	comp-att-int	pct	yds	td	lg	avg/g
Hudson Card	9	123.7	138-235-6	58.7	1606	9	52	178.4
Ryan Browne	7	138.7	40-68-1	58.8	513	4	62	73.3
Christian Gelov	1	106.1	1-3-0	33.3	26	0	26	26.0
Shamar Rigby	11	167.2	1-1-0	100.0	8	0	8	0.7
Team	11	0.0	0-1-0	0.0	0	0	0	0.0
Total	11	126.5	180-308-7	58.4	2153	13	62	195.7
Opponents	11	160.6	195-300-4	65.0	2683	21	69	243.9

Receiving

Player	gp	no.	yds	avg	td	lg	avg/g
Max Klare	11	46	649	14.1	4	62	59.0
Jaron Tibbs	11	25	305	12.2	2	38	27.7
Jahmal Edrine	9	23	365	15.9	2	53	40.6
Devin Mockobee	11	17	170	10.0	1	21	15.5
Drew Biber	11	12	109	9.1	0	22	9.9
De'Nylon Morrisette	10	11	106	9.6	2	19	10.6
Shamar Rigby	11	11	113	10.3	0	29	10.3
Reggie Love III	11	7	21	3.0	0	6	1.9
C.J. Smith	3	6	69	11.5	0	32	23.0
Andrew Sowinski	11	5	38	7.6	0	12	3.5
Leland Smith	11	5	67	13.4	2	31	6.1
Kam Brown	9	3	87	29.0	0	52	9.7
Jayden Dixon-Veal	3	3	23	7.7	0	14	7.7
Elijah Jackson	10	2	7	3.5	0	8	0.7
Hudson Card	9	1	-7	-7.0	0	0	-0.8
George Burhenn	3	1	3	3.0	0	3	1.0
Jaheim Merriweather	10	1	12	12.0	0	12	1.2
Jesse Watson	1	1	16	16.0	0	16	16.0
Total	11	180	2153	12.0	13	62	195.7
Opponents	11	195	2683	13.8	21	69	243.9

Punt Returns

Player	no.	yds	avg	td	lg
Dillon Thieneman	9	67	7.4	0	20
Andrew Sowinski	5	30	6.0	0	14
Total	14	97	6.9	0	20
Opponents	18	118	6.6	0	24

Interceptions

Player	no.	yds	avg	td	lg
Kyndrich Breedlove	3	0	0.0	0	0
Antonio Stevens	1	0	0.0	0	0
Total	4	0	0.0	0	0
Opponents	7	117	16.7	3	35

Kick Returns

Player	no.	yds	avg	td	lg
Elijah Jackson	8	145	18.1	0	33
Andrew Sowinski	1	17	17.0	0	17
Leland Smith	1	25	25.0	0	22
Total	10	187	18.7	0	33
Opponents	10	192	19.2	0	30

Fumbles Recovered

Player	no.	yds	avg	td	lg
Will Heldt	1	16	16.0	1	16
Total	1	16	16.0	1	16
Opponents	7	11	1.6	1	11



**2024-25 Purdue Football
Individual Statistics
All games**Page 2/3
as of Nov 25, 2024**Scoring**

Player	td	fg	PAT					pts
			kick	rush	rcv	pass	dxp	
Spencer Porath	-	7-11	17-17	-	-	-	-	38
Devin Mockobee	5	-	-	-	-	-	-	30
Max Klare	4	-	-	-	1	-	-	26
Jahmal Edrine	2	-	-	-	1	-	-	14
Reggie Love III	2	-	-	-	-	-	-	12
De'Nylon Morrisette	2	-	-	-	-	-	-	12
Jaron Tibbs	2	-	-	-	-	-	-	12
Leland Smith	2	-	-	-	-	-	-	12
Ben Freehill	-	2-4	3-3	-	-	-	-	9
Will Heldt	1	-	-	-	-	-	-	6
Arhmad Branch	1	-	-	-	-	-	-	6
Elijah Jackson	1	-	-	-	-	-	-	6
Jaheim Merriweather	1	-	-	-	-	-	-	6
Total	23	9-15	20-20	0	2	2	0	189
Opponents	55	10-16	53-53	0	0	0	0	413

Field Goals

Player	fg	pct.	01-19	20-29	30-39	40-49	50-99	lg	blk
Spencer Porath	7-11	63.6	0-0	6-7	0-3	1-1	0-0	45	0
Ben Freehill	2-4	50.0	0-0	1-1	0-1	1-2	0-0	40	1
Opponents	10-16	62.5	0-0	2-2	3-4	5-8	0-2	49	2

FG Sequence

Team Name	Purdue	Opponents
Nebraska	39,(45)	42,44,32
Wisconsin	(21),(23)	(26)
Illinois	(22),(24)	(30),(49),(38)
Oregon	36	50
Northwestern	(26),(24)	(39),(41)
Ohio St.	21,38	(42)
Penn St.	(22),49	
Michigan St.	(40),30	(43)
Indiana St.		45
Notre Dame		(42)
Oregon St.		52,(29)

Numbers in (parentheses) indicate field goal was made

Total Offense

Player	g	plays	rush	pass	total	avg/g
Hudson Card	9	280	-31	1606	1575	175.0
Ryan Browne	7	111	165	513	678	96.9
Devin Mockobee	11	124	666	0	666	60.5
Reggie Love III	11	83	372	0	372	33.8
Elijah Jackson	10	6	97	0	97	9.7
Jaheim Merriweather	10	13	79	0	79	7.9
Christian Gelov	1	4	12	26	38	38.0
Shamar Rigby	11	2	5	8	13	1.2
De'Nylon Morrisette	10	1	11	0	11	1.1
Antonio Harris	6	1	4	0	4	0.7
Arhmad Branch	4	1	3	0	3	0.8
Ben Furtney	11	1	-5	0	-5	-0.5
Team	11	0	-7	0	-7	-0.6
Total	11	631	1371	2153	3524	320.4
Opponents	11	728	2167	2683	4850	440.9

Punting

Player	no.	yds	avg	lg	tb	fc	i20	50+	blk
Keelan Crimmins	55	2470	44.9	64	3	23	13	12	0
Team	1	0	0.0	0	0	0	0	0	1
Total	56	2470	44.1	64	3	23	13	12	1
Opponents	38	1625	42.8	58	5	11	10	6	1

Kickoffs

Player	no.	yds	avg	tb	ob	retn	net	ydl
Ben Freehill	40	2498	62.5	25	1			
Total	40	2498	62.5	25	1	10	39.3	25
Opponents	72	4615	64.1	51	2	10	40.2	24

**2024-25 Purdue Football
Individual Statistics
All games**Page 3/3
as of Nov 25, 2024**All Purpose**

Player	g	rush	rcv	pr	kr	ir	total	avg/g
Devin Mockobee	11	666	170	0	0	0	836	76.0
Max Klare	11	0	649	0	0	0	649	59.0
Reggie Love III	11	372	21	0	0	0	393	35.7
Jahmal Edrine	9	0	365	0	0	0	365	40.6
Jaron Tibbs	11	0	305	0	0	0	305	27.7
Elijah Jackson	10	97	7	0	145	0	249	24.9
Ryan Browne	7	165	0	0	0	0	165	23.6
Shamar Rigby	11	5	113	0	0	0	118	10.7
De'Nylon Morrisette	10	11	106	0	0	0	117	11.7
Drew Biber	11	0	109	0	0	0	109	9.9
Leland Smith	11	0	67	0	25	0	92	8.4
Jaheim Merriweather	10	79	12	0	0	0	91	9.1
Kam Brown	9	0	87	0	0	0	87	9.7
Andrew Sowinski	11	0	38	30	17	0	85	7.7
C.J. Smith	3	0	69	0	0	0	69	23.0
Dillon Thieneman	11	0	0	67	0	0	67	6.1
Jayden Dixon-Veal	3	0	23	0	0	0	23	7.7
Jesse Watson	1	0	16	0	0	0	16	16.0
Christian Gelov	1	12	0	0	0	0	12	12.0
Antonio Harris	6	4	0	0	0	0	4	0.7
Arhmad Branch	4	3	0	0	0	0	3	0.8
George Burhenn	3	0	3	0	0	0	3	1.0
Ben Furtney	11	-5	0	0	0	0	-5	-0.5
Hudson Card	9	-31	-7	0	0	0	-38	-4.2
Team	11	-7	0	0	0	0	-7	-0.6
Total	11	1371	2153	97	187	0	3808	346.2
Opponents	11	2167	2683	118	192	117	5277	479.7





2024-25 Purdue Football
Overall Defense Statistics
All games

Page 1/2
as of Nov 25, 2024

Team Defense

##	Player	gp	Tackles				Sacks	Pass defense			Fumbles		blkd	
			ua	a	tot	tfl/yds		int-yds	brup	qbh	fr-yds	ff	kick	saf
31	Dillon Thieneman	11	63	31	94	4.5-12	1-2	.	6
4	Kydran Jenkins	11	46	32	78	12-49	6.5-30	.	.	5
15	Will Heldt	11	35	19	54	9-47	5-34	.	.	5	1-16	.	.	.
14	Yanni Karlaftis	11	30	20	50	1-2	.	.	1	2
11	Antonio Stevens	9	26	17	43	2-4	0.5-3	1-0	1
40	Hudson Miller	11	24	13	37	1-3	0.5-2	.	2	1
10	Kyndrich Breedlove	11	24	12	36	2-13	.	3-0	4	1
32	Joseph Jefferson II	11	22	8	30	2-10
17	Shitta Sillah	11	16	11	27	5.5-19	1-10	.	1
0	Jeffrey M'ba	11	12	12	24
2	Nyland Green	7	11	10	21	1-9	1-9	.	4	.	.	1	.	.
95	Joe Anderson	10	9	11	20	0.5-1	1	.
19	Botros Alisandro	10	15	5	20	.	.	.	3
6	Smiley Bradford	5	13	4	17
91	Cole Brevard	10	8	7	15	5.5-22	1.5-13
34	Damarjhe Lewis	5	7	7	14	3-4	1	.
12	Tarrion Grant	11	8	5	13	.	.	.	2	.	.	1	.	.
99	Jireh Ojata	11	10	2	12	1-3	1-3
92	Mo Omonode	9	5	5	10	2-9	1-8
20	Winston Berglund	3	7	2	9	2-10	1-8
1	Markevious Brown	4	8	1	9	.	.	.	3
55	Jamarius Dinkins	7	4	4	8
8	C.J. Madden	3	5	2	7	0.5-0	.	.	.	1
18	Demeco Kennedy	8	3	3	6
97	Jamarrion Harkless	10	1	5	6
44	Nick Levy	11	2	3	5
98	Drake Carlson	8	2	2	4	0.5-1
41	Ben Furtney	11	1	2	3
16	Hudauri Hines	7	2	1	3	1-3
7	Salim Turner-Muhammad	2	3	.	3
24	Anthony Brown	11	.	2	2
23	Trey Smith	7	2	.	2	1-7
85	Caleb Irving	2	1	.	1
25	Ty Hudkins	11	1	.	1
16	Shamar Rigby	11	1	.	1
39	Ben Freehill	11	1	.	1
3	Jaheim Merriweather	10	1	.	1
30	Keelan Crimmins	11	1	.	1
37	Joey Sumlin	1	1	.	1
53	Gus Hartwig	11	.	1	1
82	Drew Biber	11	1	.	1
7	Jahmal Edrine	9	.	1	1
12	Leland Smith	11	1	.





**2024-25 Purdue Football
Overall Team Statistics
In Conference games**

Page 1/2
as of Nov 25, 2024

Team Statistics

	PURDUE	OPP
Scoring	112	309
Points per game	14.0	38.6
Points Off Turnovers	13	38
First Downs	125	195
Rushing	40	77
Passing	76	102
Penalty	9	16
Rushing Yardage	822	1360
Yards gained rushing	1070	1524
Yards lost rushing	248	164
Rushing attempts	237	284
Average per rush	3.5	4.8
Average per game	102.8	170.0
TDs Rushing	4	20
Passing Yardage	1638	2313
Comp-Att-Int	132-232-4	162-246-4
Average per pass	7.1	9.4
Average per catch	12.4	14.3
Average per game	204.8	289.1
TDs Passing	7	19
Total offense	2460	3673
Total plays	469	530
Average per play	5.2	6.9
Average per game	307.5	459.1
Kick returns: #-Yards	6-93	5-80
Punt returns: #-Yards	9-34	13-85
Int returns: #-Yards	4-0	4-59
Kick return average	15.5	16.0
Punt return average	3.8	6.5
Int return average	0.0	14.8
Fumbles-Lost	7-5	4-1
Penalties-Yards	41-381	44-424
Average per game	47.6	53.0
Punts-Yards	39-1684	22-995
Average per punt	43.2	45.2
Net punt average	40.5	40.0
Kickoffs-Yards	27-1668	53-3386
Average per kick	61.8	63.9
Net kick average	38.9	40.3
Time of possession / game	28:10	31:50
3rd-down conversion	36/102	51/99
3rd-down pct	35%	52%
4rd-down conversion	3/13	10/12



**2024-25 Purdue Football
Overall Team Statistics
In Conference games**Page 2/2
as of Nov 25, 2024

	PURDUE	OPP
4rd-down pct	23%	83%
Sacks by-Yards	12-83	24-165
Misc Yards	0	0
Touchdowns scored	12	41
Field goals - attempts	9-15	8-12
On-Side kicks	1-1	1-1
Red-zone scores	(18-24) 75%	(32-34) 94%
Red-zone touchdowns	(10-24) 42%	(27-34) 79%
PAT-attempts	(9-9) 100%	(39-39) 100%
2-point conversion-attempts	(2-3) 67%	(0-1) 0%
Attendance	238391	292927
Games / Avg per game	4/59598	4/73232
Neutral site games	-	0/0

Score by Periods

Team	1st	2nd	3rd	4th	OT	TOT
Purdue	6	19	30	51	6	112
Opponents	76	73	69	78	13	309



**2024-25 Purdue Football
Individual Statistics
In Conference games**Page 1/3
as of Nov 25, 2024**Rushing**

Player	gp	att	gain	loss	net	avg	td	lg	avg/g
Devin Mockobee	8	88	418	28	390	4.4	3	34	48.8
Reggie Love III	8	56	237	30	207	3.7	0	16	25.9
Ryan Browne	6	40	218	63	155	3.9	0	23	25.8
Jaheim Merriweather	8	9	73	6	67	7.4	0	35	8.4
Elijah Jackson	7	3	14	0	14	4.7	0	8	2.0
Christian Gelov	1	1	12	0	12	12.0	0	12	12.0
De'Nylon Morrisette	7	1	11	0	11	11.0	0	11	1.6
Shamar Rigby	8	1	5	0	5	5.0	0	5	0.6
Antonio Harris	6	1	4	0	4	4.0	0	4	0.7
Arhmad Branch	3	1	3	0	3	3.0	1	3	1.0
Ben Furtney	8	1	0	5	-5	-5.0	0	0	-0.6
Hudson Card	6	33	75	113	-38	-1.2	0	13	-6.3
Team	8	2	0	3	-3	-1.5	0	0	-0.4
Total	8	237	1070	248	822	3.5	4	35	102.8
Opponents	8	284	1524	164	1360	4.8	20	51	170.0

Passing

Player	gp	effic	comp-att-int	pct	yds	td	lg	avg/g
Hudson Card	6	116.4	96-169-3	56.8	1153	3	38	192.2
Ryan Browne	6	143.2	34-58-1	58.6	451	4	62	75.2
Christian Gelov	1	106.1	1-3-0	33.3	26	0	26	26.0
Shamar Rigby	8	167.2	1-1-0	100.0	8	0	8	1.0
Team	8	0.0	0-1-0	0.0	0	0	0	0.0
Total	8	122.7	132-232-4	56.9	1638	7	62	204.8
Opponents	8	167.1	162-246-4	65.9	2313	19	69	289.1

Receiving

Player	gp	no.	yds	avg	td	lg	avg/g
Max Klare	8	36	496	13.8	2	62	62.0
Jaron Tibbs	8	20	272	13.6	1	38	34.0
Jahmal Edrine	7	18	288	16.0	2	53	41.1
Devin Mockobee	8	14	162	11.6	1	21	20.3
Drew Biber	8	9	88	9.8	0	22	11.0
Shamar Rigby	8	8	97	12.1	0	29	12.1
Reggie Love III	8	6	24	4.0	0	6	3.0
C.J. Smith	3	6	69	11.5	0	32	23.0
De'Nylon Morrisette	7	6	66	11.0	0	14	9.4
Kam Brown	7	2	35	17.5	0	19	5.0
Andrew Sowinski	8	2	14	7.0	0	8	1.8
Elijah Jackson	7	2	7	3.5	0	8	1.0
Hudson Card	6	1	-7	-7.0	0	0	-1.2
Jaheim Merriweather	8	1	12	12.0	0	12	1.5
Leland Smith	8	1	15	15.0	1	15	1.9
Total	8	132	1638	12.4	7	62	204.8
Opponents	8	162	2313	14.3	19	69	289.1

Punt Returns

Player	no.	yds	avg	td	lg
Dillon Thieneman	5	18	3.6	0	14
Andrew Sowinski	4	16	4.0	0	8
Total	9	34	3.8	0	14
Opponents	13	85	6.5	0	24

Interceptions

Player	no.	yds	avg	td	lg
Kyndrich Breedlove	3	0	0.0	0	0
Antonio Stevens	1	0	0.0	0	0
Total	4	0	0.0	0	0
Opponents	4	59	14.8	1	35

Kick Returns

Player	no.	yds	avg	td	lg
Elijah Jackson	4	51	12.8	0	16
Andrew Sowinski	1	17	17.0	0	17
Leland Smith	1	25	25.0	0	22
Total	6	93	15.5	0	22
Opponents	5	80	16.0	0	24

Fumbles Recovered

Player	no.	yds	avg	td	lg
Will Heldt	1	16	16.0	1	16
Total	1	16	16.0	1	16
Opponents	5	11	2.2	1	11



**2024-25 Purdue Football
Individual Statistics
In Conference games**Page 2/3
as of Nov 25, 2024**Scoring**

Player	td	fg	PAT				dxp	saf	pts
			kick	rush	rcv	pass			
Spencer Porath	-	7-11	6-6	-	-	-	-	-	27
Devin Mockobee	4	-	-	-	-	-	-	-	24
Jahmal Edrine	2	-	-	-	1	-	-	-	14
Max Klare	2	-	-	-	1	-	-	-	14
Ben Freehill	-	2-4	3-3	-	-	-	-	-	9
Jaron Tibbs	1	-	-	-	-	-	-	-	6
Will Heldt	1	-	-	-	-	-	-	-	6
Arhmad Branch	1	-	-	-	-	-	-	-	6
Leland Smith	1	-	-	-	-	-	-	-	6
Total	12	9-15	9-9	0	2	2	0	0	112
Opponents	41	8-12	39-39	0	0	0	0	0	309

Field Goals

Player	fg	pct.	01-19	20-29	30-39	40-49	50-99	lg	blk
Spencer Porath	7-11	63.6	0-0	6-7	0-3	1-1	0-0	45	0
Ben Freehill	2-4	50.0	0-0	1-1	0-1	1-2	0-0	40	1
Opponents	8-12	66.7	0-0	1-1	3-4	4-6	0-1	49	2

FG Sequence

Team Name	Purdue	Opponents
Nebraska	39,(45)	42,44,32
Wisconsin	(21),(23)	(26)
Illinois	(22),(24)	(30),(49),(38)
Oregon	36	50
Northwestern	(26),(24)	(39),(41)
Ohio St.	21,38	(42)
Penn St.	(22),49	
Michigan St.	(40),30	(43)

Numbers in (parentheses) indicate field goal was made

Total Offense

Player	g	plays	rush	pass	total	avg/g
Hudson Card	6	202	-38	1153	1115	185.8
Ryan Browne	6	98	155	451	606	101.0
Devin Mockobee	8	88	390	0	390	48.8
Reggie Love III	8	56	207	0	207	25.9
Jaheim Merriweather	8	9	67	0	67	8.4
Christian Gelov	1	4	12	26	38	38.0
Elijah Jackson	7	3	14	0	14	2.0
Shamar Rigby	8	2	5	8	13	1.6
De'Nylon Morrisette	7	1	11	0	11	1.6
Antonio Harris	6	1	4	0	4	0.7
Arhmad Branch	3	1	3	0	3	1.0
Ben Furtney	8	1	-5	0	-5	-0.6
Team	8	0	-3	0	-3	-0.4
Total	8	469	822	1638	2460	307.5
Opponents	8	530	1360	2313	3673	459.1

Punting

Player	no.	yds	avg	lg	tb	fc	i20	50+	blk
Keelan Crimmins	38	1684	44.3	58	1	15	8	9	0
Team	1	0	0.0	0	0	0	0	0	1
Total	39	1684	43.2	58	1	15	8	9	1
Opponents	22	995	45.2	58	4	4	9	5	0

Kickoffs

Player	no.	yds	avg	tb	ob	retn	net	ydl
Ben Freehill	27	1668	61.8	18	1			
Total	27	1668	61.8	18	1	5	38.9	26
Opponents	53	3386	63.9	36	2	6	40.3	24



**2024-25 Purdue Football
Individual Statistics
In Conference games**Page 3/3
as of Nov 25, 2024**All Purpose**

Player	g	rush	rcv	pr	kr	ir	total	avg/g
Devin Mockobee	8	390	162	0	0	0	552	69.0
Max Klare	8	0	496	0	0	0	496	62.0
Jahmal Edrine	7	0	288	0	0	0	288	41.1
Jaron Tibbs	8	0	272	0	0	0	272	34.0
Reggie Love III	8	207	24	0	0	0	231	28.9
Ryan Browne	6	155	0	0	0	0	155	25.8
Shamar Rigby	8	5	97	0	0	0	102	12.8
Drew Biber	8	0	88	0	0	0	88	11.0
Jaheim Merriweather	8	67	12	0	0	0	79	9.9
De'Nylon Morrisette	7	11	66	0	0	0	77	11.0
Elijah Jackson	7	14	7	0	51	0	72	10.3
C.J. Smith	3	0	69	0	0	0	69	23.0
Andrew Sowinski	8	0	14	16	17	0	47	5.9
Leland Smith	8	0	15	0	25	0	40	5.0
Kam Brown	7	0	35	0	0	0	35	5.0
Dillon Thieneman	8	0	0	18	0	0	18	2.3
Christian Gelov	1	12	0	0	0	0	12	12.0
Antonio Harris	6	4	0	0	0	0	4	0.7
Arhmad Branch	3	3	0	0	0	0	3	1.0
Ben Furtney	8	-5	0	0	0	0	-5	-0.6
Hudson Card	6	-38	-7	0	0	0	-45	-7.5
Team	8	-3	0	0	0	0	-3	-0.4
Total	8	822	1638	34	93	0	2587	323.4
Opponents	8	1360	2313	85	80	59	3897	487.1





**2024-25 Purdue Football
Overall Defense Statistics
In Conference games**

Page 1/1
as of Nov 25, 2024

Team Defense

##	Player	gp	Tackles				Sacks	Pass defense			Fumbles		blkd	
			ua	a	tot	tfl/yds	no-yds	int-yds	brup	qbh	fr-yds	ff	kick	saf
31	Dillon Thieneman	8	49	21	70	3.5-10	.	.	6
4	Kydran Jenkins	8	30	21	51	6.5-25	3-12	.	.	3
14	Yanni Karlaftis	8	26	14	40	1-2	.	.	1	1
15	Will Heldt	8	25	13	38	5-35	2.5-25	.	.	2	1-16	.	.	.
40	Hudson Miller	8	22	11	33	1-3	0.5-2	.	2	1
11	Antonio Stevens	6	18	7	25	1.5-4	0.5-3	1-0	1
10	Kyndrich Breedlove	8	15	8	23	1-8	.	3-0	3	1
2	Nyland Green	7	11	10	21	1-9	1-9	.	4	.	.	1	.	.
32	Joseph Jefferson II	8	16	3	19	1-4
95	Joe Anderson	8	9	9	18	0.5-1	1	.
6	Smiley Bradford	5	13	4	17
19	Botros Alisandro	7	13	4	17	.	.	.	2
17	Shitta Sillah	8	12	4	16	3-7	.	.	1
0	Jeffrey M'ba	8	9	4	13
91	Cole Brevard	7	6	5	11	4.5-20	1.5-13
99	Jireh Ojata	8	7	2	9	1-3	1-3
20	Winston Berglund	2	7	1	8	2-10	1-8
12	Tarrion Grant	8	5	2	7	.	.	.	2	.	.	1	.	.
97	Jamarrion Harkless	7	1	5	6
18	Demeco Kennedy	5	3	2	5
55	Jamarius Dinkins	5	2	3	5
92	Mo Omonode	6	2	3	5	1-8	1-8
98	Drake Carlson	8	2	2	4	0.5-1
34	Damarjhe Lewis	2	2	2	4	1	.
44	Nick Levy	8	1	2	3
16	Hudauri Hines	7	2	1	3	1-3
41	Ben Furtney	8	1	1	2
53	Gus Hartwig	8	.	1	1
3	Jaheim Merriweather	8	1	.	1
30	Keelan Crimmins	8	1	.	1
23	Trey Smith	5	1	.	1	1-7
7	Jahmal Edrine	7	.	1	1
82	Drew Biber	8	1	.	1
1	Markevious Brown	1	1	.	1	.	.	.	1
Totals		8	314	166	480	36-160	12-83	4-0	23	8	1-16	2	2	0
Opponents		8	275	136	411	57-250	24-165	4-59	33	23	5-11	5	2	0



2024-25 Purdue Football
Games Played
All games

Page 1/2
as of Nov 25, 2024

#	Player	GP-GS	INS	ND	OSU	Nebr	Wisc	Illini	Oregon	NU	OSU	PSU	MSU
0	Jeffrey M'ba	11/11	START	START	START	START	START	START	START	START	START	START	START
0	Jayden Dixon-Veal	3/0	XXX	XXX	XXX
1	Hudson Card	9/9	START	START	START	START	START	START	START	START	START
1	Markevious Brown	4/4	START	START	START	START
2	Nyland Green	7/6	START	START	START	...	XXX	START	START	START
2	Luke Jones	0/0
3	Derrick Rogers Jr.	2/0	XXX	XXX
3	Jaheim Merriweather	10/0	XXX	...	XXX	XXX	XXX	XXX	XXX	XXX	XXX	XXX	XXX
4	Kam Brown	9/0	...	XXX	XXX	XXX	XXX	XXX	...	XXX	XXX	XXX	XXX
4	Kydran Jenkins	11/11	START	START	START	START	START	START	START	START	START	START	START
5	Marcos Davila	0/0
5	Luke Williams	0/0
6	Arhmad Branch	4/0	XXX	XXX	...	XXX	XXX
6	Smiley Bradford	5/4	XXX	...	START	START	START	START	...
7	Salim Turner-Muhammad	2/0	XXX	XXX
7	Jahmal Edrine	9/9	START	START	START	START	START	START	START	START	START
8	C.J. Madden	3/0	XXX	XXX	XXX
8	De'Nylon Morrisette	10/4	XXX	XXX	START	START	START	XXX	START	...	XXX	XXX	XXX
9	C.J. Smith	3/3	START	START	START	...
9	Joe Strickland	1/0	XXX
10	Kyndrich Breedlove	11/10	START	START	START	XXX	START	START	START	START	START	START	START
10	Jesse Watson	1/0	XXX
11	Antonio Stevens	9/9	START	START	START	START	START	START	START	START	START
11	Tra'Mar Harris	2/0	XXX	XXX
12	Tarrion Grant	11/3	START	START	START	XXX	XXX	XXX	XXX	XXX	XXX	XXX	XXX
12	Leland Smith	11/0	XXX	XXX	XXX	XXX	XXX	XXX	XXX	XXX	XXX	XXX	XXX
13	Jaron Tibbs	11/10	XXX	START	START	START	START	START	START	START	START	START	START
13	Koy Beasley	1/0	XXX
14	Yanni Karlaftis	11/4	XXX	XXX	XXX	START	START	START	START	XXX	XXX	XXX	XXX
14	Jake Wilson	0/0
15	Will Heldt	11/11	START	START	START	START	START	START	START	START	START	START	START
15	Ryan Browne	7/2	XXX	XXX	START	START	XXX	XXX	XXX	...
16	Hudauri Hines	7/0	XXX	XXX	XXX	XXX	XXX	XXX	XXX
16	Shamar Rigby	11/5	START	START	START	START	XXX	XXX	XXX	XXX	XXX	XXX	START
17	Shitta Sillah	11/5	START	START	START	START	XXX	XXX	XXX	XXX	XXX	XXX	START
17	Christian Gelov	1/0	XXX	...
18	Bennett Meredith	0/0
18	Demeco Kennedy	8/0	XXX	XXX	XXX	XXX	XXX	XXX	XXX	...	XXX
19	Botros Alisandro	10/4	XXX	XXX	XXX	XXX	START	START	START	START	XXX	...	XXX
19	Tayvion Galloway	0/0
20	Winston Berglund	3/0	XXX	XXX	XXX
20	Carson Kitchel	0/0
21	D'Mon Marable	10/0	...	XXX	XXX	XXX	XXX	XXX	XXX	XXX	XXX	XXX	XXX
22	Owen Davis	4/0	XXX	XXX	XXX	...	XXX
23	Reggie Love III	11/0	XXX	XXX	XXX	XXX	XXX	XXX	XXX	XXX	XXX	XXX	XXX
23	Trey Smith	7/0	XXX	XXX	XXX	XXX	XXX	XXX	XXX
24	Anthony Brown	11/0	XXX	XXX	XXX	XXX	XXX	XXX	XXX	XXX	XXX	XXX	XXX
25	Ty Hudkins	11/0	XXX	XXX	XXX	XXX	XXX	XXX	XXX	XXX	XXX	XXX	XXX
26	Andrew Sowinski	11/0	XXX	XXX	XXX	XXX	XXX	XXX	XXX	XXX	XXX	XXX	XXX
27	Zeke Williams	1/0	...	XXX
28	Addai Lewellen	0/0
29	Earl Kulp	1/0	XXX
30	Keelan Crimmins	11/0	XXX	XXX	XXX	XXX	XXX	XXX	XXX	XXX	XXX	XXX	XXX
31	Dillon Thieneman	11/11	START	START	START	START	START	START	START	START	START	START	START
32	Joseph Jefferson II	11/2	XXX	XXX	XXX	START	START	XXX	XXX	XXX	XXX	XXX	XXX
33	Elijah Jackson	10/0	XXX	XXX	XXX	XXX	XXX	XXX	...	XXX	XXX	XXX	XXX
34	Damarjhe Lewis	5/1	START	XXX	XXX	XXX	XXX
35	Spencer Porath	9/0	XXX	XXX	XXX	XXX	XXX	XXX	XXX	XXX
36	R.J. Lopez	0/0
37	Joey Sumlin	1/0	XXX





2024-25 Purdue Football
Games Played
All games

Page 2/2
as of Nov 25, 2024

##	Player	GP-GS	INS	ND	OSU	Nebr	Wisc	Illini	Oregon	NU	OSU	PSU	MSU
37	Antonio Harris	6/0	XXX	XXX	XXX	XXX	XXX	XXX
38	Luke Pettaway	0/0
39	Ben Freehill	11/0	XXX	XXX	XXX	XXX	XXX	XXX	XXX	XXX	XXX	XXX	XXX
40	Hudson Miller	11/4	XXX	XXX	XXX	XXX	XXX	XXX	XXX	START	START	START	START
41	Ben Furtney	11/0	XXX	XXX	XXX	XXX	XXX	XXX	XXX	XXX	XXX	XXX	XXX
42	Cooper Kitchel	0/0
43	Landon Heard	0/0
43	Claude Strnad	0/0
44	Nick Levy	11/0	XXX	XXX	XXX	XXX	XXX	XXX	XXX	XXX	XXX	XXX	XXX
44	Ayden Murray	0/0
45	Devin Mockobee	11/11	START	START	START	START	START	START	START	START	START	START	START
46	Sterling Smith	0/0
47	Jamari Payne	0/0
48	Bennett Boehnlein	11/0	XXX	XXX	XXX	XXX	XXX	XXX	XXX	XXX	XXX	XXX	XXX
49	Isaiah Needam	0/0
50	John Randle Jr.	2/0	XXX	XXX
51	Landon Drennan	0/0
52	Rod Green	0/0
53	Gus Hartwig	11/11	START	START	START	START	START	START	START	START	START	START	START
54	Luke Griffin	11/0	XXX	XXX	XXX	XXX	XXX	XXX	XXX	XXX	XXX	XXX	XXX
55	Jamarius Dinkins	7/0	XXX	XXX	...	XXX	...	XXX	XXX	XXX	XXX
55	DJ Wingfield	11/11	START	START	START	START	START	START	START	START	START	START	START
56	Reese Hill	0/0
57	Tom Ewing	0/0
59	Thomas Tinsley	0/0
61	Aaron Roberts	1/0	XXX	...
63	Marcus Mbow	11/11	START	START	START	START	START	START	START	START	START	START	START
65	Jordan King	0/0
66	Anthony Boswell	0/0
67	Drew Woodruff	0/0
68	Jimmy Liston	0/0
70	Max Parrott	0/0
71	Corey Stewart	10/10	...	START	START	START	START	START	START	START	START	START	START
72	Jaden Ball	2/0	XXX	XXX	...
73	Jaekwon Bouldin	0/0
74	Joshua Sales Jr.	3/1	START	XXX	XXX
75	Jalen Grant	3/0	XXX	XXX	XXX
76	Ethan Trent	2/0	XXX	XXX	...
77	Mahamane Moussa	11/11	START	START	START	START	START	START	START	START	START	START	START
78	Bakyné Coly	10/0	XXX	XXX	XXX	XXX	XXX	XXX	XXX	...	XXX	XXX	XXX
79	Joey Tanona	9/0	XXX	XXX	XXX	XXX	XXX	XXX	XXX	XXX	XXX
80	Ryne Shackelford	0/0
81	George Burhenn	3/0	XXX	XXX	XXX
82	Drew Biber	11/2	START	XXX	XXX	XXX	XXX	START	XXX	XXX	XXX	XXX	XXX
83	Andrew Adkison	11/0	XXX	XXX	XXX	XXX	XXX	XXX	XXX	XXX	XXX	XXX	XXX
84	Nolan Buckman	0/0
85	Caleb Irving	2/0	XXX	XXX
86	Max Klare	11/11	START	START	START	START	START	START	START	START	START	START	START
87	Adam Kidder	0/0
88	Donovan Hamilton	0/0
89	Luke Klare	0/0
90	James Hardy	0/0
91	Cole Brevard	10/10	START	START	START	START	START	START	START	START	START	START	...
92	Mo Omonode	9/1	XXX	XXX	XXX	XXX	...	XXX	XXX	XXX	XXX	...	START
93	Albert Schwartz	0/0
94	Elijah Taylor	0/0
95	Joe Anderson	10/10	...	START	START	START	START	START	START	START	START	START	START
96	Logan Jellison	0/0
97	Jamarrion Harkless	10/0	XXX	XXX	XXX	XXX	XXX	XXX	XXX	XXX	XXX	XXX	...
98	Drake Carlson	8/0	XXX	XXX	XXX	XXX	XXX	XXX	XXX	XXX
##	Player	GP-GS	INS	ND	OSU	Nebr	Wisc	Illini	Oregon	NU	OSU	PSU	MSU
99	Jireh Ojata	11/0	XXX	XXX	XXX	XXX	XXX	XXX	XXX	XXX	XXX	XXX	XXX

