

BIG PURDUE BOILERMAKERS

2020-21 BASKETBALL GAME NOTES

MBB Contact: Chris Forman ►► Email: cforman@purdue.edu ►► Office: 765.494.3201 ►► Cell: 413.687.4590 ►► Address: 900 John Wooden Drive, West Lafayette, IN 47907

GAME 10 // BOILERMAKERS HOST TERRAPINS FOR CHRISTMAS DAY MATINEE

MARYLAND (5-2 / 0-1 BIG TEN) vs. PURDUE (6-3 / 1-1 BIG TEN)



Friday, December 25, 2020 • 2:31 p.m. ET • West Lafayette, Indiana • Mackey Arena

TV: FS1 (streaming online on the FOX Sports App); Lisa Byington and Stephen Bardo on the call.

RADIO: 22 stations on the Purdue Radio Network and available on TuneIn.com and TuneIn app; Rob Blackman and Bobby Riddell.

LIVE STATS: PurdueStats.com // SOCIAL MEDIA: @BoilerBall on Twitter, Instagram and Facebook

ALL STATS AND NOTES ARE COMPILED THROUGH GAMES PLAYED DECEMBER 22.

	Record	5-2	vs.	Record	6-3	
	Big Ten	0-1		Big Ten	1-1	
	Home	5-1		Home	4-0	
	Away	0-1		Away	0-2	
	Neutral	0-0		Neutral	2-1	
	Streak	Win-1		Streak	Loss-1	
	AP / Coaches	- / -		AP / Coaches	RV / RV	
	NET / KenPom	-- / 49		NET / KenPom	-- / 33	

THE SERIES: Purdue leads, 5-4 // LAST MEETING: Jan. 18, 2020 (Maryland, 57-50) // STREAK: Maryland, win-2

MARK TURGEON

10th season at Maryland (209-101)
23rd season overall (459-260)

THE HEAD COACHES

Record at School
Career Record

MATT PAINTER

16th season at Purdue (343-177)
17th season overall (368-182)

THE OPENING TIP

- The Purdue men's basketball team returns home for the final time in the 2020 calendar year, hosting Maryland on Christmas Day. The Boilermakers have won all four of their home games this season and look to end 2020 on a high note.
- The contest with the Terrapins is in the middle of a grueling stretch for the Boilermakers. Purdue is in the midst of a six-game stretch that featured No. 20-ranked Ohio State, Notre Dame, No. 4-ranked Iowa, Maryland, No. 11-ranked Rutgers and No. 18-ranked Illinois. Of Purdue's first eight league games, five are against nationally-ranked teams (four on the road) and another road game against arch-rival Indiana.

THE KEY TALKING POINTS

- Purdue is looking for its fifth straight home win and 50th win over Big Ten teams since start of the 2014-15 season (league-best 49-9 record).
- Head coach **Matt Painter** won his 50th game against a nationally-ranked team last Wednesday against Ohio State. He is 50-83 against ranked teams, including a 20-20 record since the start of the 2016-17 season. Of his 50 wins against ranked teams, 20 have come in the last 4+ seasons.
- According to KenPom.com, Purdue ranks 308th in experience (1.09 years). Indiana is the next least-experienced team in the Big Ten (1.29).
- In its six wins, Purdue is shooting 50.1 percent from the field and has an assist-to-turnover ratio of 1.51 (118 / 78). In its three losses, Purdue is shooting just 39.8 percent from the field, has attempted 24 free throws and has an assist-to-turnover ratio of 0.78 (39 / 50).
- Purdue's junior class is averaging 37.9 points per game, accounting for 52.3 percent of the team's scoring. Over the last four games, the class has accounted for 66.9 percent of Purdue's scoring (190 points / 290 team points).
- Trevion Williams** is averaging 18.5 points, 9.0 rebounds and 3.0 assists per game over the last four games, shooting 33-of-56 (.589) from the field.
- Mason Gillis** was named Big Ten Freshman of the Week (9.0 PPG, 4.5 RPG, 7-7 FGs, 2-2 3Ps, 2-2 FTs) for his role vs. Ohio State and Notre Dame.
- In the first four weeks of the season, Purdue has had two different players earn Big Ten Freshman of the Week honors (Nov. 30 - **Zach Edey**). It marks just the second time ever that Purdue has had two different players earn FOW honors (2012-13: **Rapheal Davis**, **A.J. Hammons**).
- Purdue has shot 11 or fewer free throws in five of its nine games this season.
- Purdue is 33-8 (.805) in the month of December since the 2015-16 season.
- Purdue is 44-1 since the start of the 2017-18 season when shooting at least 48 percent from the field (Virginia; 2019 Elite Eight).
- Purdue has won 102 straight games when scoring at least 90 points, spanning over 33 years (last loss: Nov. 24, 1987, to Iowa State).

PURDUE ROSTER

No.	Name	Yr.	Pos.	Ht.	Wt.	Hometown	GP / GS	PPG	RPG	APG	Other
0	► Mason Gillis	R-Fr.	F	6-6	230	New Castle, Ind.	9 / 4	6.1	3.0	1.2	22-37 FGs
1	Aaron Wheeler	Jr.	F	6-9	205	Stamford, Conn.	9 / 5	5.0	6.0	1.8	7 blk, 8 stl
2	► Eric Hunter Jr.	Jr.	G	6-4	170	Indianapolis, Ind.	5 / 4	12.2	2.2	4.0	10-11 FTs
4	Emmanuel Dowuona	So.	C	6-10	245	Miami, Fla.	0 / 0	—	—	—	
5	► Brandon Newman	R-Fr.	G	6-5	195	Valparaiso, Ind.	9 / 9	9.3	3.9	2.2	16-37 3Ps
11	Isaiah Thompson	So.	G	6-1	160	Zionsville, Ind.	9 / 5	5.3	1.8	1.8	9-24 3Ps
14	Jared Wulbrun	Jr.	G	5-10	170	Stanford, Calif.	1 / 0	3.0	0.0	1.0	
15	Zach Edey	Fr.	C	7-4	285	Toronto, Ontario	9 / 3	10.3	3.9	0.2	66.7 FG %
21	Matt Frost	So.	F	6-5	200	Columbus, Ind.	1 / 0	3.0	0.0	1.0	
22	Chase Martin	Fr.	G	6-3	195	Columbia, Mo.	1 / 0	0.0	0.0	0.0	
23	Jaden Ivey	Fr.	G	6-4	200	South Bend, Ind.	4 / 0	5.0	1.3	0.5	2 stls
25	Ethan Morton	Fr.	G	6-6	215	Butler, Pa.	9 / 0	0.9	0.9	1.8	16 a / 11 TOS
34	Carson Barrett	Fr.	G	6-5	215	Lafayette, Ind.	0 / 0	—	—	—	
50	► Trevion Williams	Jr.	F	6-10	265	Chicago, Ill.	9 / 7	13.8	9.7	2.7	30-11 vs. ISU
55	► Sasha Stefanovic	Jr.	G	6-5	200	Crown Point, Ind.	9 / 9	12.0	2.8	3.1	28-56 3Ps

PURDUE SCHEDULE

Date	P / O	Rank	Opponent	TV	Time/Result
N25	1	- / -	vs. Liberty	CBS SN	W, 77-64
N26	1	- / -	vs. Clemson	CBS SN	L, 70-81
D1		- / -	Oakland	BTN	W, 93-50
D4		- / -	Valparaiso	BTN	W, 68-61
D8	2	- / -	at Miami	ESPN2	L, 54-58
D12		- / -	Indiana State	BTN	W, 80-68
D16	*	- / 20	Ohio State	BTN	W, 67-60
D19	3	- / -	vs. Notre Dame	ESPN2	W, 88-78
D22	*	RV / 4	at Iowa	BTN	L, 55-70
D25	*	RV / -	Maryland	FS1	2:30 p.m.
D29	*	- / 11	at Rutgers	FS1	7 p.m.
J2	*	- / 18	at Illinois	BTN	TBA
J5	*	- / -	Nebraska	BTN	7 p.m.
J8	*	- / 12	at Michigan State	FS1	7 p.m.
J14	*	- / RV	at Indiana	FS1	7 p.m.
J17	*	- / -	Penn State	BTN	TBA
J22	*	- / 19	Michigan	FS1	TBA
J27	*	- / 23	at Ohio State	BTN	TBA
J30	*	- / RV	Minnesota	BTN	TBA
F2	*	- / -	at Maryland	BTN	TBA
F6	*	- / RV	Northwestern	BTN	TBA
F11	*	- / RV	at Minnesota	BTN	TBA
F16	*	- / 12	Michigan State	ESPN / ESPN2	TBA
F20	*	- / -	at Nebraska	BTN	TBA
F26	*	- / -	at Penn State	FS1	TBA
M2	*	- / 9	Wisconsin	ESPN / ESPN2	TBA
M6	*	- / RV	Indiana	ESPN / ESPN2	TBA
M10	4	- / -	Big Ten Tournament First Round		TBA
M11	4	- / -	Big Ten Tournament Second Round		TBA
M12	4	- / -	Big Ten Tournament Quarterfinals		TBA
M13	4	- / -	Big Ten Tournament Semifinals		TBA
M14	4	- / -	Big Ten Tournament Championship		TBA
TBA	5	- / -	NCAA Tournament		TBA

* Home games played at Mackey Arena

* All times Eastern and subject to change.

* Denotes Big Ten Conference Game

1 Denotes Space Coast Challenge (Melbourne, Fla.)

2 Denotes ACC / Big Ten Challenge (Coral Gables, Fla.)

3 Denotes Crossroads Classic (Indianapolis, Ind.)

4 Big Ten Tournament (Chicago, Ill.)

5 NCAA Tournament (Indianapolis, Ind.)

INSIDE THE NUMBERS

MARYLAND				PURDUE			
NCAA Rk.	Stats	Category	Stats	NCAA Rk.			
124	75.9	Scoring Offense	72.4	179			
68	64.1	Scoring Defense	65.6	95			
82	+11.7	Scoring Margin	+6.9	136			
48	488	FG Percentage	466	93			
131	412	FG Pct. Defense	413	133			
125	349	3-Point Percentage	380	52			
159	7.3	3-Pointers / Game	8.8	75			
119	71.7	Free Throw Percentage	70.5	145			
82	+6.1	Rebound Margin	+8.4	51			
109	14.7	Assists	17.4	39			
53	1.32	Assist / TO Ratio	1.23	73			
32	11.1	Turnovers	14.2	186			
174	+0.43	Turnover Margin	-1.44	233			

FOLLOW THE BOILERMAKERS

- Web: PurdueSports.com
- Twitter: @BoilerBall / @PurdueMBBNotes
- Instagram: BoilerBall

#BoilerUp | @BoilerBall | PURDUESPORTS.COM

MEDIA AVAILABILITY (all times Eastern; contact Chris Forman for more information; all interviews will take place over Zoom)

PURDUE IN THE NATIONAL POLLS																		
	PRE.	N30	D7	D14	D21	D28	J4	J11	J18	J25	F1	F8	F15	F22	M1	M8	M15	FINAL
AP	--	--	--	--	RV													► Purdue is unranked in a preseason poll for the first time since 2014-15.
USA Today	RV	--	--	--	RV													► The 5 straight years being ranked in preseason was longest in Purdue history. ► Last time ranked: 2019-20 Preseason poll (#23)

- Purdue has had a player that stands 7-foot, 2-inches or taller on its roster for a nation's-best seven straight years, including this season.

MACKEY ARENA INFORMATION							INSIDE THE NUMBERS AT MACKEY ARENA										LOUDEST CROWDS AT MACKEY ARENA (since 2009-10 season)																																																																																																																																																																																																							
First Game: Dec. 2, 1967 Games: 796 Sellouts: 403 Pct. of Sellouts: 403 / 796 (.506) Overall Record: 652-144 (.819) Non-Conference: 301-38 (.888) Big Ten: 351-106 (.768) Painter: 215-40 (.843) Non-Con: 110-9 (.924) BIG: 105-31 (.772) Total Attendance (Avg.): 10,519,317 (13,215) Unbeaten Seasons: 3 (1968-69, 2010-11, 2018-19)							MACKEY ARENA STREAKS • Overall winning streak: 4 (March 7, 2020 vs. Rutgers) • Non-conf. winning streak: 7 (Nov. 9, 2019 vs. Texas) • Big Ten winning streak: 1 (March 7, 2020 vs. Rutgers) MOST WINS IN MACKEY ARENA HISTORY 1. 2015-16 17 2. 2017-18, 2010-11, 2007-08, 2006-07 16 BIG TEN HOME RECORDS / CONF. GAMES (since 2014-15 season) <table><thead><tr><th>Team</th><th>2015</th><th>2016</th><th>2017</th><th>2018</th><th>2019</th><th>2020</th><th>2021</th><th>Total</th></tr></thead><tbody><tr><td>PURDUE</td><td>8-1</td><td>8-1</td><td>8-1</td><td>8-1</td><td>10-0</td><td>6-4</td><td>1-0</td><td>49-9</td></tr><tr><td>Michigan St.</td><td>6-3</td><td>7-2</td><td>8-1</td><td>8-1</td><td>9-1</td><td>8-2</td><td></td><td>46-10</td></tr><tr><td>Maryland</td><td>9-0</td><td>8-1</td><td>5-4</td><td>6-3</td><td>8-1</td><td>9-1</td><td>0-1</td><td>45-11</td></tr><tr><td>Wisconsin</td><td>9-0</td><td>7-2</td><td>7-2</td><td>4-5</td><td>7-3</td><td>9-1</td><td>1-0</td><td>44-13</td></tr><tr><td>Michigan</td><td>6-3</td><td>6-3</td><td>7-2</td><td>8-1</td><td>9-1</td><td>5-4</td><td>1-0</td><td>42-14</td></tr><tr><td>Ohio State</td><td>7-2</td><td>7-2</td><td>4-5</td><td>8-1</td><td>5-5</td><td>8-2</td><td></td><td>39-17</td></tr><tr><td>Iowa</td><td>6-3</td><td>7-2</td><td>7-2</td><td>3-6</td><td>6-4</td><td>9-1</td><td>1-0</td><td>39-18</td></tr><tr><td>Indiana</td><td>6-3</td><td>9-0</td><td>5-4</td><td>6-3</td><td>5-5</td><td>7-3</td><td></td><td>38-18</td></tr><tr><td>Illinois</td><td>7-2</td><td>3-6</td><td>5-4</td><td>3-6</td><td>5-4</td><td>8-2</td><td>1-0</td><td>32-24</td></tr><tr><td>Minnesota</td><td>4-5</td><td>2-7</td><td>6-3</td><td>3-5</td><td>7-3</td><td>6-4</td><td></td><td>28-27</td></tr><tr><td>Penn State</td><td>3-6</td><td>5-3</td><td>3-5</td><td>6-3</td><td>4-6</td><td>6-3</td><td></td><td>26-27</td></tr><tr><td>Nebraska</td><td>5-4</td><td>3-6</td><td>3-6</td><td>9-0</td><td>5-5</td><td>2-8</td><td></td><td>27-29</td></tr><tr><td>N'Western</td><td>4-5</td><td>5-4</td><td>5-4</td><td>4-5</td><td>2-8</td><td>2-8</td><td>1-0</td><td>22-35</td></tr><tr><td>Rutgers</td><td>2-7</td><td>1-8</td><td>1-7</td><td>3-6</td><td>4-6</td><td>9-1</td><td>1-0</td><td>21-35</td></tr></tbody></table> ► Through games played Dec. 22.										Team	2015	2016	2017	2018	2019	2020	2021	Total	PURDUE	8-1	8-1	8-1	8-1	10-0	6-4	1-0	49-9	Michigan St.	6-3	7-2	8-1	8-1	9-1	8-2		46-10	Maryland	9-0	8-1	5-4	6-3	8-1	9-1	0-1	45-11	Wisconsin	9-0	7-2	7-2	4-5	7-3	9-1	1-0	44-13	Michigan	6-3	6-3	7-2	8-1	9-1	5-4	1-0	42-14	Ohio State	7-2	7-2	4-5	8-1	5-5	8-2		39-17	Iowa	6-3	7-2	7-2	3-6	6-4	9-1	1-0	39-18	Indiana	6-3	9-0	5-4	6-3	5-5	7-3		38-18	Illinois	7-2	3-6	5-4	3-6	5-4	8-2	1-0	32-24	Minnesota	4-5	2-7	6-3	3-5	7-3	6-4		28-27	Penn State	3-6	5-3	3-5	6-3	4-6	6-3		26-27	Nebraska	5-4	3-6	3-6	9-0	5-5	2-8		27-29	N'Western	4-5	5-4	5-4	4-5	2-8	2-8	1-0	22-35	Rutgers	2-7	1-8	1-7	3-6	4-6	9-1	1-0	21-35	122.3 dB Indiana Feb. 28, 2017 119.1 dB [2] Ohio State Feb. 20, 2011 118.2 dB [8] Michigan State Feb. 9, 2016 117.7 dB Indiana Feb. 27, 2020 116.9 dB [3] Villanova Nov. 14, 2016 116.8 dB [5] Virginia Dec. 4, 2019 116.8 dB [4] West Virginia Jan. 1, 2010 116.6 dB Indiana Jan. 28, 2015																																																																
Team	2015	2016	2017	2018	2019	2020	2021	Total																																																																																																																																																																																																																
PURDUE	8-1	8-1	8-1	8-1	10-0	6-4	1-0	49-9																																																																																																																																																																																																																
Michigan St.	6-3	7-2	8-1	8-1	9-1	8-2		46-10																																																																																																																																																																																																																
Maryland	9-0	8-1	5-4	6-3	8-1	9-1	0-1	45-11																																																																																																																																																																																																																
Wisconsin	9-0	7-2	7-2	4-5	7-3	9-1	1-0	44-13																																																																																																																																																																																																																
Michigan	6-3	6-3	7-2	8-1	9-1	5-4	1-0	42-14																																																																																																																																																																																																																
Ohio State	7-2	7-2	4-5	8-1	5-5	8-2		39-17																																																																																																																																																																																																																
Iowa	6-3	7-2	7-2	3-6	6-4	9-1	1-0	39-18																																																																																																																																																																																																																
Indiana	6-3	9-0	5-4	6-3	5-5	7-3		38-18																																																																																																																																																																																																																
Illinois	7-2	3-6	5-4	3-6	5-4	8-2	1-0	32-24																																																																																																																																																																																																																
Minnesota	4-5	2-7	6-3	3-5	7-3	6-4		28-27																																																																																																																																																																																																																
Penn State	3-6	5-3	3-5	6-3	4-6	6-3		26-27																																																																																																																																																																																																																
Nebraska	5-4	3-6	3-6	9-0	5-5	2-8		27-29																																																																																																																																																																																																																
N'Western	4-5	5-4	5-4	4-5	2-8	2-8	1-0	22-35																																																																																																																																																																																																																
Rutgers	2-7	1-8	1-7	3-6	4-6	9-1	1-0	21-35																																																																																																																																																																																																																
MACKEY ARENA HOME RECORD <table><thead><tr><th>Year</th><th>Overall</th><th>Pct.</th><th>B10</th><th>Pct.</th><th>Attn.</th><th>Avg.</th></tr></thead><tbody><tr><td>1967-68</td><td>11-2</td><td>.846</td><td>7-0</td><td>1.000</td><td>180,102</td><td>13,854</td></tr><tr><td>1968-69</td><td>11-0</td><td>1.000</td><td>7-0</td><td>1.000</td><td>155,298</td><td>14,118</td></tr><tr><td>1969-70</td><td>11-1</td><td>.917</td><td>6-1</td><td>.857</td><td>169,476</td><td>14,123</td></tr><tr><td>1970-71</td><td>9-4</td><td>.692</td><td>5-2</td><td>.714</td><td>175,240</td><td>13,480</td></tr><tr><td>1971-72</td><td>8-4</td><td>.667</td><td>3-4</td><td>.429</td><td>164,412</td><td>13,701</td></tr><tr><td>1972-73</td><td>10-2</td><td>.833</td><td>5-2</td><td>.714</td><td>154,788</td><td>12,899</td></tr><tr><td>1973-74</td><td>12-2</td><td>.857</td><td>7-0</td><td>1.000</td><td>174,244</td><td>12,446</td></tr><tr><td>1974-75</td><td>11-1</td><td>.917</td><td>8-1</td><td>.889</td><td>164,448</td><td>13,704</td></tr><tr><td>1975-76</td><td>8-5</td><td>.615</td><td>6-3</td><td>.667</td><td>169,390</td><td>13,030</td></tr><tr><td>1976-77</td><td>11-3</td><td>.786</td><td>8-1</td><td>.889</td><td>192,738</td><td>13,767</td></tr><tr><td>1977-78</td><td>11-1</td><td>.917</td><td>9-0</td><td>1.000</td><td>159,300</td><td>13,275</td></tr><tr><td>1978-79</td><td>15-2</td><td>.882</td><td>8-1</td><td>.889</td><td>231,795</td><td>13,635</td></tr><tr><td>1979-80</td><td>15-2</td><td>.882</td><td>8-1</td><td>.889</td><td>234,345</td><td>13,785</td></tr><tr><td>1980-81</td><td>12-3</td><td>.800</td><td>6-3</td><td>.667</td><td>197,910</td><td>13,194</td></tr><tr><td>1981-82</td><td>12-4</td><td>.750</td><td>6-3</td><td>.667</td><td>213,040</td><td>13,315</td></tr><tr><td>1982-83</td><td>13-1</td><td>.929</td><td>8-1</td><td>.889</td><td>188,608</td><td>13,472</td></tr><tr><td>1983-84</td><td>12-1</td><td>.923</td><td>8-1</td><td>.889</td><td>173,147</td><td>13,319</td></tr><tr><td>1984-85</td><td>12-4</td><td>.750</td><td>6-3</td><td>.667</td><td>202,784</td><td>12,674</td></tr><tr><td>1985-86</td><td>13-2</td><td>.867</td><td>7-2</td><td>.778</td><td>200,085</td><td>13,339</td></tr><tr><td>1986-87</td><td>12-1</td><td>.923</td><td>8-1</td><td>.889</td><td>183,599</td><td>14,123</td></tr><tr><td>1987-88</td><td>15-1</td><td>.938</td><td>9-0</td><td>1.000</td><td>218,384</td><td>13,649</td></tr><tr><td>1988-89</td><td>11-3</td><td>.786</td><td>6-3</td><td>.667</td><td>197,722</td><td>14,123</td></tr><tr><td>1989-90</td><td>12-1</td><td>.923</td><td>8-1</td><td>.889</td><td>180,843</td><td>13,911</td></tr><tr><td>1990-91</td><td>11-5</td><td>.688</td><td>6-3</td><td>.667</td><td>223,664</td><td>13,979</td></tr><tr><td>1991-92</td><td>13-5</td><td>.722</td><td>5-4</td><td>.556</td><td>242,370</td><td>13,465</td></tr><tr><td>1992-93</td><td>9-5</td><td>.643</td><td>4-5</td><td>.444</td><td>197,722</td><td>14,123</td></tr><tr><td>1993-94</td><td>13-1</td><td>.929</td><td>8-1</td><td>.889</td><td>197,722</td><td>14,123</td></tr><tr><td>1994-95</td><td>12-1</td><td>.923</td><td>8-1</td><td>.889</td><td>183,599</td><td>14,123</td></tr><tr><td>1995-96</td><td>13-1</td><td>.929</td><td>8-1</td><td>.889</td><td>197,722</td><td>14,123</td></tr><</tbody></table>							Year	Overall	Pct.	B10	Pct.	Attn.	Avg.	1967-68	11-2	.846	7-0	1.000	180,102	13,854	1968-69	11-0	1.000	7-0	1.000	155,298	14,118	1969-70	11-1	.917	6-1	.857	169,476	14,123	1970-71	9-4	.692	5-2	.714	175,240	13,480	1971-72	8-4	.667	3-4	.429	164,412	13,701	1972-73	10-2	.833	5-2	.714	154,788	12,899	1973-74	12-2	.857	7-0	1.000	174,244	12,446	1974-75	11-1	.917	8-1	.889	164,448	13,704	1975-76	8-5	.615	6-3	.667	169,390	13,030	1976-77	11-3	.786	8-1	.889	192,738	13,767	1977-78	11-1	.917	9-0	1.000	159,300	13,275	1978-79	15-2	.882	8-1	.889	231,795	13,635	1979-80	15-2	.882	8-1	.889	234,345	13,785	1980-81	12-3	.800	6-3	.667	197,910	13,194	1981-82	12-4	.750	6-3	.667	213,040	13,315	1982-83	13-1	.929	8-1	.889	188,608	13,472	1983-84	12-1	.923	8-1	.889	173,147	13,319	1984-85	12-4	.750	6-3	.667	202,784	12,674	1985-86	13-2	.867	7-2	.778	200,085	13,339	1986-87	12-1	.923	8-1	.889	183,599	14,123	1987-88	15-1	.938	9-0	1.000	218,384	13,649	1988-89	11-3	.786	6-3	.667	197,722	14,123	1989-90	12-1	.923	8-1	.889	180,843	13,911	1990-91	11-5	.688	6-3	.667	223,664	13,979	1991-92	13-5	.722	5-4	.556	242,370	13,465	1992-93	9-5	.643	4-5	.444	197,722	14,123	1993-94	13-1	.929	8-1	.889	197,722	14,123	1994-95	12-1	.923	8-1	.889	183,599	14,123	1995-96	13-1	.929	8-1	.889	197,722	14,123
Year	Overall	Pct.	B10	Pct.	Attn.	Avg.																																																																																																																																																																																																																		
1967-68	11-2	.846	7-0	1.000	180,102	13,854																																																																																																																																																																																																																		
1968-69	11-0	1.000	7-0	1.000	155,298	14,118																																																																																																																																																																																																																		
1969-70	11-1	.917	6-1	.857	169,476	14,123																																																																																																																																																																																																																		
1970-71	9-4	.692	5-2	.714	175,240	13,480																																																																																																																																																																																																																		
1971-72	8-4	.667	3-4	.429	164,412	13,701																																																																																																																																																																																																																		
1972-73	10-2	.833	5-2	.714	154,788	12,899																																																																																																																																																																																																																		
1973-74	12-2	.857	7-0	1.000	174,244	12,446																																																																																																																																																																																																																		
1974-75	11-1	.917	8-1	.889	164,448	13,704																																																																																																																																																																																																																		
1975-76	8-5	.615	6-3	.667	169,390	13,030																																																																																																																																																																																																																		
1976-77	11-3	.786	8-1	.889	192,738	13,767																																																																																																																																																																																																																		
1977-78	11-1	.917	9-0	1.000	159,300	13,275																																																																																																																																																																																																																		
1978-79	15-2	.882	8-1	.889	231,795	13,635																																																																																																																																																																																																																		
1979-80	15-2	.882	8-1	.889	234,345	13,785																																																																																																																																																																																																																		
1980-81	12-3	.800	6-3	.667	197,910	13,194																																																																																																																																																																																																																		
1981-82	12-4	.750	6-3	.667	213,040	13,315																																																																																																																																																																																																																		
1982-83	13-1	.929	8-1	.889	188,608	13,472																																																																																																																																																																																																																		
1983-84	12-1	.923	8-1	.889	173,147	13,319																																																																																																																																																																																																																		
1984-85	12-4	.750	6-3	.667	202,784	12,674																																																																																																																																																																																																																		
1985-86	13-2	.867	7-2	.778	200,085	13,339																																																																																																																																																																																																																		
1986-87	12-1	.923	8-1	.889	183,599	14,123																																																																																																																																																																																																																		
1987-88	15-1	.938	9-0	1.000	218,384	13,649																																																																																																																																																																																																																		
1988-89	11-3	.786	6-3	.667	197,722	14,123																																																																																																																																																																																																																		
1989-90	12-1	.923	8-1	.889	180,843	13,911																																																																																																																																																																																																																		
1990-91	11-5	.688	6-3	.667	223,664	13,979																																																																																																																																																																																																																		
1991-92	13-5	.722	5-4	.556	242,370	13,465																																																																																																																																																																																																																		
1992-93	9-5	.643	4-5	.444	197,722	14,123																																																																																																																																																																																																																		
1993-94	13-1	.929	8-1	.889	197,722	14,123																																																																																																																																																																																																																		
1994-95	12-1	.923	8-1	.889	183,599	14,123																																																																																																																																																																																																																		
1995-96	13-1	.929	8-1	.889	197,722	14,123																																																																																																																																																																																																																		

HEAD COACH MATT PAINTER

► **Record at Purdue:** 343-177 (.660) / 16th year | **Career Record:** 368-182 (.669) / 17th year

- With five Sweet 16 appearances, 11 NCAA Tournament berths, three Big Ten regular-season championships, a Big Ten Tournament title, an Elite Eight and an international gold medal on his résumé, 16th-year head coach Matt Painter is widely regarded as one of the brightest young minds in all of college basketball.
- He was voted by his peers as the NABC National Coach of the Year after leading a team that started with a 6-5 record to the 2019 Elite Eight.
- Painter was named the 2019 Big Ten Coach of the Year and has led Purdue to three straight Sweet 16 appearances.
- Painter affirmed his long-term commitment to Purdue in October of 2018, agreeing to a two-year extension that will keep him in West Lafayette through at least the 2023-24 season. The deal features five, one-year extensions that go into effect through the 2028-29 season. Following the 2029 season, Painter will still only be 58 years old.
- Painter enters the 2020-21 season third on the school's all-time wins list (337) behind legendary mentors, Gene Keady and Ward "Piggy" Lambert, both of whom have been inducted into the College Basketball Hall of Fame.
- Has averaged almost 23 wins a season in his 15 years at Purdue. If you don't include the first transitional year (9-19 record), the average balloons to 24.0 wins per year over the last 14 seasons.
- Has won at least 25 games in nine of his 16 seasons as a collegiate head coach.
- Painter's four Big Ten Coach of the Year honors are the third most in league history (Gene Keady - 7; Bobby Knight - 5; Bo Ryan - 4).
- Painter has averaged 11.1 wins per year in conference play, the fifth-best average in Big Ten Conference history.
- Is one of just four active coaches to have won a Big Ten championship.
- Painter's 11 NCAA Tournaments in the last 14 years are the eighth most in the country.
- Purdue's five Sweet 16 appearances in the last 12 years are the ninth most nationally.
- Coach Painter's 12 NCAA Tournaments are the most for a coach nationally under the age of 55 (as of April 1, 2021 - Painter is 50 years old).
- Purdue has finished first or second in Big Ten play in seven of Painter's last 13 years.
- Has had 63 Academic All-Big Ten honorees in his 15 previous years at Purdue.
- Lastly, the five winningest classes in school history have come during the Painter era (2019, 2018, 2012, 2011, 2010).

YEAR-BY-YEAR COACHING RECORD

Year	School	Overall	Pct.	Conf.	Pct.	Postseason
2003-04	Southern Illinois	25-5	.833	17-1	.944	NCAA (0-1)
2005-06	Purdue	9-19	.321	3-13	.188	
2006-07	Purdue	22-12	.647	9-7	.563	NCAA (1-1)
2007-08	Purdue	25-9	.735	15-3	.833	NCAA (1-1)
2008-09	Purdue	27-10	.730	11-7	.611	NCAA (2-1)
2009-10	Purdue	29-6	.829	14-4	.778	NCAA (2-1)
2010-11	Purdue	26-8	.765	14-4	.778	NCAA (1-1)
2011-12	Purdue	22-13	.629	10-8	.556	NCAA (1-1)
2012-13	Purdue	16-18	.471	8-10	.444	CBI (1-1)
2013-14	Purdue	15-17	.469	5-13	.278	
2014-15	Purdue	21-13	.618	12-6	.667	NCAA (0-1)
2015-16	Purdue	26-9	.743	12-6	.667	NCAA (0-1)
2016-17	Purdue	27-8	.771	14-4	.778	NCAA (2-1)
2017-18	Purdue	30-7	.811	15-3	.833	NCAA (2-1)
2018-19	Purdue	26-10	.722	16-4	.800	NCAA (3-1)
2019-20	Purdue	16-15	.516	9-11	.450	
2020-21	Purdue	6-3	.667	1-1	.500	
Southern Illinois (1)		25-5	.833	17-1	.944	1 NCAA (0-1)
Purdue (16th)		343-177	.660	168-104	.618	11 NCAA (15-11)
Career (17th)		368-182	.669	185-105	.638	12 NCAA (15-12)
Postseason Record		27-26	.509			
MVC Tournament		1-1	.500			
Big Ten Tournament		11-13	.458			
NCAA Tournament		15-12	.556			
CBI Invitational		1-1	.500			

MISCELLANEOUS

MILESTONE VICTORIES

Win	Score	Opponent	Date
1	67-62	Wyoming	11-22-03
26	82-75	Wofford (1st win at Purdue)	11-19-05
50	62-38	Michigan State	2-7-07
100	49-45	Iowa	2-14-09
150	82-69	Northwestern	12-31-10
200	89-73	Minnesota	3-9-13
225	72-68	Minnesota (200th win at Purdue)	12-31-14
250	61-55	Wisconsin	12-29-15
300	86-61	IUPUI	12-10-17
325	84-46	Robert Morris (300th win at Purdue)	11-23-18
350	59-56	[20] VCU	11-29-19

PAINTER'S HOME RECORD AT PURDUE

Year	Non-Conf.	Big Ten	Overall
2005-06	6-0	3-5	9-5
2006-07	9-0	7-1	16-1
2007-08	7-1	9-0	16-1
2008-09	8-1	7-2	15-3
2009-10	7-0	7-2	14-2
2010-11	7-0	9-0	16-0
2011-12	8-0	5-4	13-4
2012-13	7-3	5-4	12-7
2013-14	8-0	4-5	12-5
2014-15	6-2	8-1	14-3
2015-16	9-0	8-1	17-1
2016-17	7-1	8-1	15-2
2017-18	8-0	8-1	16-1
2018-19	5-0	10-0	15-0
2019-20	5-1	6-4	11-5
2020-21	3-0	1-0	4-0
TOTALS	110-9 (.924)	105-31 (.772)	215-40 (.843)

ABOUT HEAD COACH MATT PAINTER

Born	Aug. 27, 1970
Hometown	Muncie, Indiana
High School	Delta High School
Degree	Purdue (1993); sociology
Master's	Eastern Illinois (1998); athletics administration

COACHING EXPERIENCE

Years	School, Position
1993-94	Wash. & Jefferson, asst. coach
1994-95	Barton College, asst. coach
1995-98	Eastern Illinois, asst. coach
1998-03	Southern Illinois, asst. coach
2003-04	Southern Illinois, head coach
2004-05	Purdue, associate head coach
2006-pres.	Purdue, head coach

PLAYING EXPERIENCE

Years	
1990-93	Purdue (Honorable mention All-Big Ten, 1993)

COACHING HONORS

2004	Missouri Valley Coach of the Year
2004	District V Coach of the Year (USBWA)
2008	Big Ten Coach of the Year
2008	District V Coach of the Year (USBWA)
2008	District 10 Coach of the Year (NABC)
2010	Big Ten Coach of the Year
2010	District V Coach of the Year (USBWA)
2010	District 7 Coach of the Year (NABC)
2011	Big Ten Coach of the Year
2011	District V Coach of the Year (USBWA)
2011	District 7 Coach of the Year (NABC)
2017	District V Coach of the Year (USBWA)
2019	NABC National Coach of the Year
2019	Big Ten Coach of the Year
2019	District V Coach of the Year (USBWA)
2019	District 7 Coach of the Year (NABC)

COACHING TREE

• Dru Anthrop	Los Angeles Lakers (video coordinator)
• Luke Brenneman	Mercer (director of operations)
• Joey Brooks	Nicholls State (assistant coach)
• D.J. Byrd	Mercer (assistant coach)
• Tarrance Crump	Missouri (graduate assistant)
• Greg Gary	Mercer (head coach)
• Kenneth Lowe	Miami, Ohio (assistant coach)
• Paul Lusk	Creighton (assistant coach)
• Cuonzo Martin	Missouri (head coach)
• Cowan Olinger	Miami, Ohio (director of operations)
• Jack Owens	Miami, Ohio (head coach)
• Rick Ray	Colorado (assistant coach)
• J.R. Reynolds	Miami, Ohio (assistant coach)
• Ryne Smith	Incarinate Word (assistant coach)
• P.J. Thompson	Purdue (graduate assistant)

NBA DRAFT PICKS UNDER PAINTER

2007	Carl Landry, 31st to Seattle
2011	JaJuan Johnson, 27th to Boston via New Jersey
2011	E'Twaun Moore, 55th overall to Boston
2012	Robbie Hummel, 58th to Minnesota
2016	A.J. Hammons, 46th to Dallas
2017	Caleb Swanigan, 26th to Portland
2018	Vince Edwards, 52nd to Houston via Utah
2019	Carsen Edwards, 33rd to Boston via Philadelphia

ALL-AMERICANS UNDER PAINTER

2010	Robbie Hummel, 2nd (NABC) / HM (AP)
2010	E'Twaun Moore, HM (AP)
2011	JaJuan Johnson, Consensus
2011	E'Twaun Moore, 3rd (NABC) / HM (AP)
2012	Robbie Hummel, HM (AP)
2016	A.J. Hammons, HM (AP)
2017	Caleb Swanigan, Consensus
2018	Carsen Edwards, 2nd (NABC) / 3rd (Sporting News)
2018	Isaac Haas, HM (AP)
2019	Carsen Edwards, Consensus (2nd team)

GAME 10 // PURDUE vs. MARYLAND // DECEMBER 25, 2020

WINS OVER TOP-25 TEAMS (50)				PAINTER AMONG THE NATION'S BEST					NCAA DIVISION I ACTIVE WINS LIST (55 or younger)							
Date	Opponent	Site	Score	WINS PER SEASON IN BIG TEN PLAY					Wins	Coach	School	Age*	Wins / Yr.**			
2-11-06	[22] Michigan	Home	84-70	Avg.	Coach	School	Wins	Years	427	Tommy Amaker	Harvard	55	18.6			
11-29-06	[25] Virginia	Home	61-59	12.3	Bo Ryan	Wisconsin	172	2002-15	419	Jamie Dixon	TCU	55	24.2			
2-15-07	[24] Indiana	Home	81-68	12.2	Bob Knight	Indiana	353	1972-00	411	Sean Miller	Arizona	52	25.3			
12-15-07	[22] Louisville	Indianapolis, Ind.	67-59	12.1	Tom Izzo	Michigan State	302	1996-pres.	390	Tom Crean	Georgia	55	19.2			
1-26-08	[11] Wisconsin	Home	60-56	11.5	Thad Matta	Ohio State	150	2005-17	389	Mick Cronin	UCLA	49	22.6			
2-9-08	[8] Wisconsin	Away	72-67	11.1	Matt Painter	Purdue	167	2006-pres.	370	Scott Drew	Baylor	50	20.2			
2-12-08	[10] Michigan State	Home	60-54	10.6	Gene Keady	Purdue	265	1981-05	368	Matt Painter	Purdue	50	22.6			
12-20-08	[22] Davidson	Indianapolis, Ind.	76-58	* - Minimum 100 wins. / Through 2019-20 season.												
1-22-09	[21] Minnesota	Away	70-62	ACTIVE BIG TEN COACHES TO WIN A CHAMPIONSHIP												
2-17-09	[6] Michigan State	Home	72-54	Coach	School			RS	Tourn.	359	Travis Ford	Saint Louis	51	17.7		
3-21-09	[15] Washington	Portland, Ore. (NCAA)	76-74	Tom Izzo	Michigan State			10	6	358	Brad Brownell	Clemson	52	19.6		
11-23-09	[9] Tennessee	St. Thomas, US Virgin Islands	73-72	Matt Painter	Purdue			3	1	349	Tony Bennett	Virginia	51	24.8		
1-1-10	[6] West Virginia	Home	77-62	Greg Gard	Wisconsin			1		► Through games played Dec. 22.						
1-28-10	[16] Wisconsin	Home	60-57	Mark Turgeon	Maryland			1		* - Min. 5 years as D-I coach // age as of April 1, 2021.						
2-9-10	[10] Michigan State	Away	76-64	** - Wins per year entering the 2020-21 season.												
2-17-10	[9] Ohio State	Away	60-57	MOST APPEARANCES IN NCAA TOURNAMENT*												
3-21-10	[23] Texas A&M	Spokane, Wash. (NCAA)	63-61	App.	Coach	Current School		Total Yrs.	NCAAs	Coach	School	Age*	Yrs.			
1-22-11	[17] Michigan State	Home	86-76	22	Tom Izzo	Michigan State		25	35	Mike Krzyzewski	Duke	74	46			
1-29-11	[16] Minnesota	Home	73-61	12	Matt Painter	Purdue		16	34	Jim Boeheim	Syracuse	76	45			
2-16-11	[10] Wisconsin	Home	70-62	9	Mark Turgeon	Maryland		20	29	Roy Williams	North Carolina	70	33			
2-20-11	[2] Ohio State	Home	76-63	9	Fran McCaffery	Iowa		24	24	Rick Barnes	Tennessee	66	34			
2-25-12	[11] Michigan	Away	75-61	5	Chris Holtmann	Ohio State		9	24	Bob Huggins	West Virginia	67	36			
3-16-12	[24] Saint Mary's	Omaha, Neb. (NCAA)	72-69	4	Fred Hoiberg	Nebraska		6	22	Tom Izzo	Michigan State	66	26			
1-2-13	[11] Illinois	Home	68-61	4	Brad Underwood	Illinois		7	21	Bill Self	Kansas	58	28			
3-3-13	[17] Wisconsin	Away	69-56	4	Archie Miller	Indiana		9	20	Mark Few	Gonzaga	58	22			
1-24-15	[25] Iowa	Home	67-63	3	Greg Gard	Wisconsin		5	20	John Calipari	Kentucky	62	29			
1-28-15	[22] Indiana	Home	83-67	2	Jim Ferry	Penn State		15	18	Tubby Smith	High Point	69	30			
2-4-15	[20] Ohio State	Home	60-58	2	Richard Pitino	Minnesota		8	18	Lon Kruger	Oklahoma	68	35			
2-6-16	[8] Michigan State	Home	82-81	1	Chris Collins	Northwestern		7	16	Jay Wright	VIIlanova	59	27			
2-27-16	[10] Maryland	Home	83-79	0	Steve Pikiell	Rutgers		15	14	Mike Brey	Notre Dame	62	26			
12-17-16	[21] Notre Dame	Indianapolis, Ind.	86-81	0	Juwan Howard	Michigan		1	14	Dana Altman	Oregon	62	33			
1-8-17	[13] Wisconsin	Home	66-55	* - While coaching at all schools. / Entering 2020-21 season.												
2-1-17	[25] Northwestern	Home	80-59	WINS AT PURDUE												
2-4-17	[17] Maryland	Away	73-72	Coach	Yrs.	Gms.	W	L	Pct.	► Entering 2020-21 season.						
3-18-17	[17] Iowa State	Milwaukee, Wis. (NCAA)	80-76	Gene Keady	25	782	512	270	.655	* - Active coaches // age as of April 1, 2021						
11-24-17	[2] Arizona	Paradise Island, Bahamas	89-64	Ward Lambert	29	523	371	152	.709							
11-28-17	[17] Louisville	Home	66-57	Matt Painter	16th	520	343	177	.660							
1-25-18	[25] Michigan	Home	92-88	GAMES COACHED AT PURDUE												
12-6-18	[23] Maryland	Home	62-60	Coach	Yrs.	Gms.	W	L	Pct.							
1-3-19	[25] Iowa	Home	86-70	Gene Keady	25	782	512	270	.655							
1-19-19	[25] Indiana	Home	70-55	Ward Lambert	29	523	371	152	.709							
1-27-19	[6] Michigan State	Home	73-63	Matt Painter	16th	520	343	177	.660							
3-23-19	[23] Villanova	Hartford, Conn. (NCAA)	87-61													
3-28-19	[6] Tennessee	Louisville, Ky. (NCAA)	99-94													
11-29-19	[20] VCU	Destin, Fla.	59-56													
12-4-19	[5] Virginia	Home	69-40													
1-12-20	[8] Michigan State	Home	71-42													
2-5-20	[17] Iowa	Home	104-68													
3-3-20	[18] Iowa	Away	77-68													
12-16-20	[20] Ohio State	Home	67-60													
Most wins vs. ranked team:				Michigan State - 7												
Best record (min. 4 games):				Wisconsin (6-7; 429)												
Worst record (min. 4 games):				Ohio State (4-12; 250)												
RECORD BREAKDOWN																
Year	Overall	Big Ten	Non-Con.*	B1G Tour.	NCAAs	Home	Road	Neutral	vs. Top-25	Unranked	Nov.	Dec.	Jan.	Feb.	March	Longest W Streak
	W-L	W-L	W-L	W-L	W-L	W-L	W-L	W-L	W-L	W-L	W-L	W-L	W-L	W-L	W-L	
2005-06	9-19	3-13	6-5	0-1	0-0	9-5	0-11	0-3	1-7	8-12	2-2	4-3	1-7	2-4	0-3	3 (Dec. 17-28)
2006-07	22-12	9-7	11-3	1-1	1-1	16-1	2-7	4-4	2-7	20-5	5-1	6-2	3-5	5-2	3-2	6 (Nov. 21-Dec. 9)
2007-08	25-9	15-3	9-4	0-1	1-1	16-1	6-5	3-3	4-4	21-5	3-1	6-3	7-1	6-1	3-3	11 (Jan. 12-Feb. 16)
2008-09	27-10	11-7	11-2	3-0	2-1	15-3	5-5	7-2	4-5	23-5	5-1	6-2	6-1	5-3	5-3	6 (Two Times)
2009-10	29-6	14-4	12-0	1-1	2-1	14-2	8-2	7-2	6-3	23-3	5-0	7-0	6-3	6-1	5-2	14 (Nov. 13-Jan. 5)
2010-11	26-8	14-4	11-2	0-1	1-1	16-0	7-5	3-3	4-2	22-6	5-1	8-0	5-3	6-1	2-3	10 (Dec. 1-Jan. 9)
2011-12	22-13	10-8	10-3	1-1	1-1	13-4	5-5	4-4	2-10	20-3	7-1	5-2	3-4	5-3	2-3	4 (Nov. 11-18)
2012-13	16-18	8-10	7-6	0-1	0-0	12-7	4-7	0-4	2-8	14-10	3-3	3-3	5-4	2-5	3-3	3 (Two Times)
2013-14	15-17	5-13	10-3	0-1	0-0	12-5	2-8	1-4	0-9	15-8	5-2	5-2	3-4	2-5	0-4	5 (Nov. 8-24)
2014-15	21-13	12-6	8-5	1-1	0-1	14-3	4-6	3-4	3-4	18-9	5-1	4-4	5-3	5-1	2-4	4 (Two Times)
2015-16	26-9	12-6	12-1	2-1	0-1	17-1	5-5	4-3	2-5	24-4	6-0	7-1	6-3	3-3	4-2	11 (Nov. 13-Dec. 12)
2016-17	27-8	14-4	11-2	0-1	2-1	15-2	6-4	6-2	5-3	22-5	5-2	7-0	5-3	7-1	3-2	7 (Dec. 3-28)
2017-18	30-7	15-3	11-2	2-1	2-1	16-1	8-2	6-4	3-4	27-3	6-2	7-0	9-0	4-3	4-2	19 (Nov. 24-Feb. 3)
2018-19	26-10	16-4	7-4	0-1	3-1	15-0	6-6	5-4	6-6	20-4	5-2	3-3	7-1	6-1	5-3	8 (Jan. 11-Feb. 9)
2019-20	16-15	9-11	7-4	CANC.	CANC.	11-5	4-8	1-2	5-6	11-9	4-3	4-2	3-5	4-4	1-1	3 (Twice)
2020-21	6-3	1-1	5-2			4-0	0-2	2-1	1-1	5-2	1-1	5-2				3 (Dec. 12-19)
TOTALS	343-177	168-104	148-48	11-13	15-11	215-40	72-88	56-49	50-84	293-93	72-23	87-29	74-47	68-38	42-40	19 games
PCT.	.660	.618	.755	.458	.577	.843	.450	.533	.373	.759	.758	.750	.612	.642	.512	
STREAK	L-1	L-1	W-2	L-2	L-1	W-4	L-2	W-1	L-1	W-2	L-1	L-1	L-1	W-1	L-1	
* - Denotes regular-season non-conference play. Does not include postseason opponents.																
PURDUESPORTS.COM @BOILERBALL																

NCAA DIVISION I ACTIVE WINS LIST (55 or younger)				
Wins	Coach	School	Age*	Wins / Yr.**
427	Tommy Amaker	Harvard	55	18.6
419	Jamie Dixon	TCU	55	24.2
411	Sean Miller	Arizona	52	25.3
390	Tom Crean	Georgia	55	19.2
389	Mick Cronin	UCLA	49	22.6
370	Scott Drew	Baylor	50	20.2
368	Matt Painter	Purdue	50	22.6
359	Travis Ford	Saint Louis	51	17.7
358	Brad Brownell	Clemson	52	19.6
349	Tony Bennett	Virginia	51	24.8

► Through games played Dec. 22.
* - Min. 5 years as D-I coach // age as of April 1, 2021.
** - Wins per year entering the 2020-21 season.

MOST APPEARANCES IN NCAA TOURNAMENT*				
NCAAs	Coach	School	Age*	Yrs.
35	Mike Krzyzewski	Duke	74	46
34	Jim Boeheim	Syracuse	76	45
29	Roy Williams	North Carolina	70	33
24	Rick Barnes	Tennessee	66	34
24	Bob Huggins	West Virginia	67	36
22	Tom Izzo	Michigan State	66	26
21	Bill Self	Kansas	58	28
20	Mark Few	Gonzaga	58	22
20	John Calipari	Kentucky	62	29
18	Tubby Smith	High Point	69	30
18	Lon Kruger	Oklahoma	68	35
16	Jay Wright	Villanova	59	27
14	Mike Brey	Notre Dame	62	26
14	Dana Altman	Oregon	62	33
12	Matt Painter	Purdue	50	17
12	Bruce Weber	Kansas State	64	23
11	Sean Miller	Arizona	52	17
11	Jamie Dixon	TCU	55	18

► Entering 2020-21 season.
* - Active coaches // age as of April 1, 2021

2020-21 RESULTS / LEADERS

Overall Record: 6-3 Home: 4-0 Away: 0-2 Neutral: 2-1
 Big Ten Record: 1-1 Home: 1-0 Away: 0-1

Date		Opponent	W/L	Score	High Scorer	High Rebounds	High Assists	High Steals	High Blocks	Attend.
Nov. 25	1	vs. Liberty	W	77-64	Edey (19)	Williams (11)	Stefanovic, Williams (5)	Five Players (1)	Newman, Williams (1)	—
Nov. 26	1	vs. Clemson	L	70-81	Edey (17)	Edey, Williams (8)	Morton (5)	Newman (2)	Edey (2)	—
Dec. 1		Oakland	W	93-50	Newman (21)	Williams (14)	Stefanovic (7)	Four Players (1)	Williams (1)	200
Dec. 4		Valparaiso	W	68-61	Stefanovic (19)	Williams (11)	Stefanovic, Wheeler (3)	Gillis (2)	Edey (1)	200
Dec. 8	2	at Miami	L	54-58	Edey (15)	Williams (7)	Gillis (3)	Newman, Williams (2)	Wheeler (2)	—
Dec. 12		Indiana State	W	80-68	Williams (30)	Wheeler (13)	Hunter Jr. (5)	Three Players (1)	Wheeler (4)	200
Dec. 16	*	[20] Ohio State	W	67-60	Williams (16)	Williams (9)	Williams (8)	Wheeler (3)	Edey (2)	250
Dec. 19	3	vs. Notre Dame	W	88-78	Hunter Jr., Stefanovic (18)	Gillis (9)	Hunter Jr. (8)	Hunter Jr. (3)	Newman, Stefanovic (1)	—
Dec. 22	*	at [4] Iowa	L	55-70	Williams (14)	Williams (9)	Hunter Jr. (5)	Six Players (1)	Williams (3)	536
Dec. 25	*	Maryland								
Dec. 29	*	at Rutgers								
Jan. 2	*	at Illinois								
Jan. 5	*	Nebraska								
Jan. 8	*	at Michigan State								
Jan. 14	*	at Indiana								
Jan. 17	*	Penn State								
Jan. 22	*	Michigan								
Jan. 27	*	at Ohio State								
Jan. 30	*	Minnesota								
Feb. 2	*	at Maryland								
Feb. 6	*	Northwestern								
Feb. 11	*	at Minnesota								
Feb. 16	*	Michigan State								
Feb. 20	*	at Nebraska								
Feb. 26/27	*	at Penn State								
Mar. 2	*	Wisconsin								
Mar. 6	*	Indiana								
Mar. 10-14	4	Big Ten Tournament								

- * Denotes Big Ten Conference game
 1 Denotes Space Coast Challenge (Melbourne, Fla.)
 2 Denotes ACC / Big Ten Challenge (Miami, Fla.)
 3 Denotes Crossroads Classic (Indianapolis, Ind.)
 4 Denotes Big Ten Tournament (Chicago, Ill.)

2019-20 MARGINS OF VICTORY

	1	2	3	4	5	6	7	8	9	10	11	12	13	14	15	16	17	18	19	20	21	22	23	24	25+
Purdue							2			1		1	1												1
Opponents				1							1				1										

LARGEST LEADS / DEFICITS

WHEN LEADING

Largest Margin of Victory	43 (93-50) vs. Oakland (12-1-20)
Largest Overall Lead	46 (92-46; 0:48 2nd) vs. Oakland (12-1-20)
Largest Halftime Lead	22 (49-27) vs. Oakland (12-1-20)
Largest Lead in a Loss	20 (32-12; 2:08 1st) vs. Miami (12-8-20)
Largest Halftime Lead in a Loss	18 (32-14) vs. Miami (12-8-20)
Largest Purdue Run	15 vs. Miami (12-8-20)

WHEN TRAILING

Largest Margin of Defeat	15 (55-70) vs. [4] Iowa (12-22-20)
Largest Overall Deficit	15, Two Times (Clemson and Iowa)
Largest Halftime Deficit	11 (23-34) vs. Valparaiso (12-4-20)
Largest Deficit Overcome in a Win	11 (23-34; halftime) vs. Valparaiso (12-4-20)
Largest Halftime Deficit in a Win	11 (23-34; halftime) vs. Valparaiso (12-4-20)
Largest Opponent Run	12 by Valparaiso (12-4-20)

GAME 10 // PURDUE vs. MARYLAND // DECEMBER 25, 2020

2020-21 OVERALL STATISTICS

Game Records

Record	Overall	Home	Away	Neutral
ALL GAMES	6-3	4-0	0-2	2-1
CONFERENCE	1-1	1-0	0-1	0-0
NON-CONFERENCE	5-2	3-0	0-1	2-1

Score by Periods

Team	1st	2nd	OT	TOT
Purdue	321	331	0	652
Opponents	284	306	0	590

Team Box Score

No.	Player				Total		3-Point		F-Throw		Rebounds											
		GP-GS	MIN	AVG	FG-FGA	FG%	3FG-FGA	3FG%	FT-FTA	FT%	OFF	DEF	TOT	AVG	PF	DQ	A	TO	BLK	STL	PTS	AVG
50	WILLIAMS, Trevion	9-7	224:14	24.9	55-111	.495	0-2	.000	14-29	.483	33	54	87	9.7	29	2	24	24	6	6	124	13.8
2	HUNTER JR., Eric	5-4	157:13	31.4	22-58	.379	7-23	.304	10-11	.909	3	8	11	2.2	9	0	20	12	0	8	61	12.2
55	STEFANOVIC, Sasha	9-9	288:18	32.0	30-63	.476	28-56	.500	20-25	.800	1	24	25	2.8	16	0	28	12	1	4	108	12.0
15	EDEY, Zach	9-2	128:48	14.3	34-51	.667	0-0	.000	25-34	.735	14	21	35	3.9	29	1	2	22	7	2	93	10.3
5	NEWMAN, Brandon	9-9	235:32	26.2	31-72	.431	16-37	.432	6-7	.857	5	30	35	3.9	21	1	20	10	2	9	84	9.3
0	GILLIS, Mason	9-4	173:24	19.3	22-37	.595	8-18	.444	3-4	.750	9	18	27	3.0	18	0	11	9	1	5	55	6.1
11	THOMPSON, Isaiah	9-5	212:33	23.6	14-36	.389	9-24	.375	11-14	.786	6	10	16	1.8	9	0	16	9	0	4	48	5.3
1	WHEELER, Aaron	9-5	198:51	22.1	18-45	.400	6-25	.240	3-5	.600	11	43	54	6.0	17	0	16	11	7	8	45	5.0
23	IVEY, Jaden	4-0	50:37	12.7	9-23	.391	1-9	.111	1-3	.333	0	5	5	1.3	5	0	2	2	0	2	20	5.0
14	WULBRUN, Jared	1-0	03:23	3.4	1-1	1.000	1-1	1.000	0-0	.000	0	0	0	0.0	0	0	1	0	0	0	3	3.0
21	FROST, Matt	1-0	03:23	3.4	1-1	1.000	1-1	1.000	0-0	.000	0	0	0	0.0	0	0	1	0	0	0	3	3.0
25	MORTON, Ethan	9-0	120:22	13.4	3-16	.188	2-11	.182	0-0	.000	2	6	8	0.9	5	0	16	11	1	1	8	0.9
22	MARTIN, Chase	1-0	03:23	3.4	0-1	.000	0-1	.000	0-0	.000	0	0	0	0.0	0	0	0	0	0	0	0	0.0
Team											13	16	29					6				
Total		9	1800		240-515	.466	79-208	.380	93-132	.705	97	235	332	36.9	158	4	157	128	25	49	652	72.4
Opponents		9	1800		203-492	.413	74-245	.302	110-152	.724	66	190	256	28.4	152	2	138	115	23	57	590	65.6

Team Statistics

	PURDUE	OPP
Scoring	652	590
Points per game	72.4	65.6
Scoring margin	+6.9	-
Field goals-att	240-515	203-492
Field goal pct	.466	.413
3 point fg-att	79-208	74-245
3-point FG pct	.380	.302
3-pt FG made per game	8.8	8.2
Free throws-att	93-132	110-152
Free throw pct	.705	.724
F-Throws made per game	10.3	12.2
Rebounds	332	256
Rebounds per game	36.9	28.4
Rebounding margin	+8.4	-
Assists	157	138
Assists per game	17.4	15.3
Turnovers	128	115
Turnovers per game	14.2	12.8
Turnover margin	-1.4	-
Assist/turnover ratio	1.2	1.2
Steals	49	57
Steals per game	5.4	6.3
Blocks	25	23
Blocks per game	2.8	2.6
Winning streak	0	-
Home win streak	4	-
Attendance	650	536
Home games-Avg/Game	4-163	2-268
Neutral site-Avg/Game	-	3-0

Team Results

Date	Opponent		Score	Att.
11/25/2020	vs Liberty	W	77-64	0
11/26/2020	vs Clemson	L	70-81	0
12/01/2020	Oakland	W	93-50	0
12/04/2020	Valparaiso	W	68-61	200
12/08/2020	at Miami (FL)	L	54-58	0
12/12/2020	Indiana St.	W	80-68	200
12/16/2020	Ohio St.	W	67-60	250
12/19/2020	vs Notre Dame	W	88-78	0
12/22/2020	at Iowa	L	55-70	536

2020-21 BIG TEN STATISTICS

Game Records

Record	Overall	Home	Away	Neutral
ALL GAMES	1-1	1-0	0-1	0-0
CONFERENCE	1-1	1-0	0-1	0-0
NON-CONFERENCE	0-0	0-0	0-0	0-0

Score by Periods

Team	1st	2nd	OT	TOT
Purdue	65	57	0	122
Opponents	70	60	0	130

Team Box Score

No.	Player				Total		3-Point		F-Throw		Rebounds												
		GP-GS	MIN	AVG	FG-FGA	FG%	3FG-FGA	3FG%	FT-FTA	FT%	OFF	DEF	TOT	AVG	PF	DQ	A	TO	BLK	STL	PTS	AVG	
50	WILLIAMS, Trevion	2-1	55:57	28.0	13-26	.500	0-1	.000	4-5	.800	7	11	18	9.0	6	0	9	6	3	0	30	15.0	
5	NEWMAN, Brandon	2-2	51:08	25.6	8-17	.471	5-10	.500	0-1	.000	0	15	15	7.5	6	0	2	2	0	2	21	10.5	
2	HUNTER JR., Eric	2-2	62:58	31.5	8-21	.381	1-6	.167	2-3	.667	1	2	3	1.5	3	0	7	9	0	3	19	9.5	
55	STEFANOVIC, Sasha	2-2	67:01	33.5	5-14	.357	4-13	.308	4-4	1.000	0	6	6	3.0	4	0	6	4	0	2	18	9.0	
0	GILLIS, Mason	2-2	45:36	22.8	6-8	.750	1-2	.500	0-0	.000	1	1	2	1.0	5	0	3	1	1	1	13	6.5	
1	WHEELER, Aaron	2-0	34:24	17.2	4-6	.667	2-4	.500	0-0	.000	1	7	8	4.0	5	0	2	2	0	4	10	5.0	
15	EDEY, Zach	2-1	23:41	11.8	1-5	.200	0-0	.000	2-3	.667	2	4	6	3.0	5	0	1	4	2	1	4	2.0	
23	IVEY, Jaden	2-0	19:59	10.0	2-11	.182	0-6	.000	0-0	.000	0	1	1	0.5	1	0	1	0	0	1	4	2.0	
11	THOMPSON, Isaiah	2-0	27:18	13.6	1-2	.500	1-2	.500	0-0	.000	3	3	6	3.0	0	0	2	1	0	1	3	1.5	
25	MORTON, Ethan	2-0	11:58	6.0	0-1	.000	0-1	.000	0-0	.000	0	0	0	0.0	0	0	0	0	0	0	0	0.0	
Team											3	3	6					1					
Total		2	400		48-111	.432	14-45	.311	12-16	.750	18	53	71	35.5	35	0	33	30	6	15	122	61.0	
Opponents		2	400		46-114	.404	18-58	.310	20-27	.741	19	48	67	33.5	28	0	35	24	7	12	130	65.0	

Team Statistics

	PURDUE	OPP
Scoring	122	130
Points per game	61.0	65.0
Scoring margin	-4.0	-
Field goals-att	48-111	46-114
Field goal pct	.432	.404
3 point fg-att	14-45	18-58
3-point FG pct	.311	.310
3-pt FG made per game	7.0	9.0
Free throws-att	12-16	20-27
Free throw pct	.750	.741
F-Throws made per game	6.0	10.0
Rebounds	71	67
Rebounds per game	35.5	33.5
Rebounding margin	+2.0	-
Assists	33	35
Assists per game	16.5	17.5
Turnovers	30	24
Turnovers per game	15.0	12.0
Turnover margin	-3.0	-
Assist/turnover ratio	1.1	1.5
Steals	15	12
Steals per game	7.5	6.0
Blocks	6	7
Blocks per game	3.0	3.5
Winning streak	0	-
Home win streak	1	-
Attendance	250	536
Home games-Avg/Game	1-250	1-536
Neutral site-Avg/Game	-	0-0

Team Results

Date	Opponent		Score	Att.
12/16/2020	Ohio St.	W	67-60	250
12/22/2020	at Iowa	L	55-70	536

GAME 10 // PURDUE vs. MARYLAND // DECEMBER 25, 2020

[4] IOWA 70, PURDUE 55 (Last Box Score)



Official Basketball Box Score - Final

Purdue at Iowa

12/22/20 Carver-Hawkeye Arena, Iowa City, Iowa
2020-21 Men's Basketball

Game Time: 8:07 PM

Game Duration: 1:50

Attendance: 536

Officials: Paul Szelc, D.J. Carstensen, Steve McJunkins

Purdue - 55

Record: 6-3 (1-1)

NO.	Name	Min	FG		3P		FT		Rebounds			Fouls		TP	AS	TO	ST	Blocks		+/-
			M-A	M-A	M-A	M-A	OR	DR	TOT	PF	FD							BS	BA	
0	Mason Gillis	F 29:29	3-5	1-2	0-0	0-0	1	1	2	3	1	7	2	1	0	0	0	0	0	-14
50	Trevion Williams	F 28:33	7-14	0-1	0-1	0-1	5	4	9	3	3	14	1	2	0	3	2	3	2	-22
2	Eric Hunter Jr.	G 31:19	2-10	0-3	0-0	0-0	1	1	2	1	2	4	5	5	1	0	0	0	0	-10
5	Brandon Newman	G 24:59	4-11	3-7	0-0	0-0	0	8	8	3	0	11	2	1	1	1	0	2	2	-7
55	Sasha Stefanovic	G 29:39	3-7	2-6	0-0	0-0	0	4	4	1	0	8	3	3	3	1	0	0	0	-15
1	Aaron Wheeler	10:31	2-3	1-2	0-0	0-0	0	2	2	1	0	5	1	1	1	0	0	0	0	-1
15	Zach Edey	11:27	1-2	0-0	1-2	0-0	0	1	1	3	3	3	1	1	1	0	0	0	0	7
23	Jaden Ivey	11:34	0-4	0-2	0-0	0-0	0	0	0	1	0	0	1	0	0	0	0	0	0	2
11	Isaiah Thompson	14:28	1-2	1-2	0-0	0-0	1	3	4	0	0	3	1	0	1	0	0	0	0	-11
25	Ethan Morton	08:01	0-0	0-0	0-0	0-0	0	0	0	0	1	0	0	0	0	0	0	0	0	-4
Team							1	2	3			0			0					
Totals			23-58	8-25	1-3	1-3	9	26	35	16	10	55	17	14	6	3	4	3	4	-15

Shooting By Period			
1 st	FG%	11-32	34.4%
	3PT%	4-14	28.6%
	FT%	1-2	50%
2 nd	FG%	12-26	46.2%
	3PT%	4-11	36.4%
	FT%	0-1	0%
GM	FG%	23-58	39.7%
	3PT%	8-25	32.0%
	FT%	1-3	33.3%

Dead Ball Rebounds: 0, 0

Technical Fouls::NONE

Iowa - 70

Record: 7-1 (1-0)

NO.	Name	Min	FG		3P		FT		Rebounds			Fouls		TP	AS	TO	ST	Blocks		+/-
			M-A	M-A	M-A	M-A	OR	DR	TOT	PF	FD							BS	BA	
55	Luka Garza	C 31:07	7-14	4-8	4-6	2	7	9	3	6	22	1	0	0	0	2	0	2	0	11
3	Jordan Bohannon	G 28:46	3-8	3-8	0-0	0	2	2	1	0	9	2	1	1	0	0	0	0	0	12
5	CJ Fredrick	G 33:36	2-6	2-5	0-2	0	2	2	0	1	6	5	0	0	0	0	0	0	0	25
10	Joe Wieskamp	G 31:56	6-13	1-3	4-4	3	6	9	0	3	17	1	1	2	1	3	9			9
30	Connor McCaffery	G 23:35	1-5	0-4	0-0	1	2	3	3	2	2	6	4	1	0	0	6			6
1	Joe Toussaint	11:14	0-1	0-0	0-0	0	0	0	1	0	0	4	2	1	0	0	3			3
2	Jack Nunge	15:18	1-5	0-4	2-2	3	2	5	1	2	4	2	0	0	1	0	13			13
22	Patrick McCaffery	12:19	1-1	1-1	0-0	0	1	1	0	0	3	0	2	0	0	0	2			2
15	Keegan Murray	12:09	3-3	1-1	0-0	0	3	3	1	2	7	0	1	1	0	0	-6			-6
Team							0	3	3			0		0						
Totals			24-56	12-34	10-14	9	28	37	10	16	70	21	11	6	4	3	15			15

Shooting By Period			
1 st	FG%	11-27	40.7%
	3PT%	6-18	33.3%
	FT%	9-13	69.2%
2 nd	FG%	13-29	44.8%
	3PT%	6-16	37.5%
	FT%	1-1	100%
GM	FG%	24-56	42.9%
	3PT%	12-34	35.3%
	FT%	10-14	71.4%

Dead Ball Rebounds: 1, 0

Technical Fouls::NONE

	PURDUE	IOWA
Biggest lead	5 (1 st 18:39)	15 (2 nd 8:00)
Best Scoring Run	8 (1 st 6:02)	10 (1 st 10:40)
Lead Changes	5	
Times Tied	5	
Time with Lead	02:56	34:21

Points from	PURDUE	IOWA
Turnovers	14	20
Paint	28	22
Second Chance	7	7
Fast Breaks	12	11
Bench	11	14

Period by Period Scoring			
	1st	2nd	TOT
PURDUE	27	28	55
IOWA	37	33	70

2020-21 GAME-BY-GAME COMPARISON

Team	W/L	FG-FGA	Pct.	3P-3PA	Pct.	FT-FTA	Pct.	O-D	Reb.	PF	A	T0	B	S	1st	2nd	OT	Pts.	PPP
Purdue	W	31-53	.585	9-18	.500	6-11	.545	5-25	30	18	20	16	2	5	39	38		77	1.15
Liberty		21-52	.404	11-32	.344	11-16	.688	7-17	24	14	15	13	1	6	32	32		64	0.96
Purdue	L	26-58	.448	9-21	.429	9-11	.818	13-24	37	16	11	22	3	4	28	42		70	0.95
Clemson		29-59	.492	10-28	.357	13-15	.867	4-20	24	17	16	13	1	13	36	45		81	1.09
Purdue	W	33-60	.550	17-32	.531	10-11	.909	13-27	40	14	27	12	1	4	49	44		93	1.45
Oakland		18-54	.333	3-21	.143	11-16	.688	10-11	21	12	11	13	0	8	27	23		50	0.78
Purdue	W	19-54	.352	6-23	.261	24-37	.649	11-23	34	21	13	9	1	4	23	45		68	0.99
Valparaiso		19-46	.413	8-26	.308	15-19	.789	4-28	32	32	13	17	3	3	34	27		61	0.88
Purdue	L	21-60	.350	4-25	.160	8-10	.800	13-27	40	23	11	14	2	8	32	22		54	0.82
Miami		20-47	.426	1-17	.059	17-29	.586	7-26	33	14	12	13	5	7	14	44		58	0.88
Purdue	W	30-54	.556	6-16	.375	14-21	.667	12-28	40	13	22	19	8	3	38	42		80	1.11
Indiana State		26-59	.441	7-22	.318	9-13	.692	6-18	24	21	15	13	2	7	29	39		68	0.94
Purdue	W	25-53	.472	6-20	.300	11-13	.846	9-27	36	19	16	16	3	9	38	29		67	1.00
[20] Ohio State		22-58	.379	6-24	.250	10-13	.769	10-20	30	18	14	13	3	6	33	27		60	0.90
Purdue	W	32-65	.492	14-28	.500	10-15	.667	12-28	40	18	20	6	2	6	47	41		88	1.29
Notre Dame		24-61	.393	16-41	.390	14-17	.824	9-22	31	14	21	9	4	1	42	36		78	1.15
Purdue	L	23-58	.397	8-25	.320	1-3	.333	9-26	35	16	17	14	3	6	27	28		55	0.85
[4] Iowa		24-56	.429	12-34	.353	10-14	.714	9-28	37	10	21	11	4	6	37	33		70	1.08

GAME 10 // PURDUE vs. MARYLAND // DECEMBER 25, 2020

MISCELLANEOUS SINGLE-GAME INFORMATION																			
Date	Opponent	Biggest Lead		Lead Chang.	Ties	----Time In the Lead----			Biggest Run		Paint	Off TO	2nd-ch.	Bench	Starters	Fr.	So.	Jr.	Sr.
		PU	Opp.			PU	Opp.	Tied	PU	Opp.									
Nov. 25	vs. Liberty	13	2	3	2	35:30	2:20	2:10	7	6	36 / 14	17 / 10	8 / 0	34 / 9	43 / 55	44	7	26	0
Nov. 26	vs. Clemson	1	15	2	4	0:38	35:50	3:32	6	11	32 / 30	21 / 24	13 / 3	20 / 28	50 / 53	35	15	20	0
Dec. 1	Oakland	46	1	6	1	37:01	2:36	0:23	13	8	26 / 24	19 / 16	14 / 10	29 / 13	64 / 37	44	9	40	0
Dec. 4	Valparaiso	7	11	4	1	10:09	29:34	0:17	11	12	24 / 14	12 / 9	13 / 5	14 / 38	54 / 23	16	14	38	0
Dec. 8	at Miami	20	4	2	1	37:36	2:08	0:16	15	11	26 / 28	14 / 10	8 / 3	35 / 7	19 / 51	31	0	23	0
Dec. 12	Indiana State	13	9	1	0	28:44	10:57	0:19	10	6	48 / 30	16 / 27	13 / 6	40 / 7	40 / 61	15	0	65	0
Dec. 16	[20] Ohio State	14	5	2	4	33:09	2:38	4:13	8	6	34 / 28	14 / 16	13 / 5	25 / 18	42 / 42	21	0	46	0
Dec. 19	vs. Notre Dame	15	2	4	3	37:14	0:48	1:58	11	10	26 / 14	13 / 5	11 / 8	18 / 15	70 / 63	33	3	52	0
Dec. 22	at [4] Iowa	5	15	5	5	2:56	34:21	2:43	8	10	28 / 22	14 / 20	7 / 7	11 / 14	44 / 56	21	3	31	0
PURDUE TOTALS		46							15		280	140	100	226	426	260	51	341	0
PURDUE AVERAGES											31.1	15.6	11.1	25.1	47.3	28.9	5.7	37.9	0.0
OPPONENT TOTALS		15							12		204	137	47	149	441				
OPPONENT AVERAGES											22.7	15.2	5.2	16.6	49.0				

POINTS-REBOUNDS-ASSISTS (starters in underline>																		
Date	Opponent	Result	#0 Gillis	#1 Wheeler	#2 Hunter	#4 Dowuona	#5 Newman	#11 Thompson	#14 Wulbrun	#15 Edey	#21 Frost	#22 Martin	#23 Ivey	#25 Morton	#34 Barrett	#50 Williams	#55 Stefan.	
N25	vs. Liberty	W, 77-64	3-2-0	<u>10-5-4</u>	DNP	DNP	<u>10-1-2</u>	<u>7-0-2</u>	DNP	19-5-0	DNP	DNP	12-1-0	0-0-2	DNP	<u>7-11-5</u>	<u>9-3-5</u>	
N26	vs. Clemson	L, 70-81	3-2-0	<u>2-6-2</u>	DNP	DNP	<u>15-5-1</u>	<u>15-2-1</u>	DNP	17-8-0	DNP	DNP	DNP	0-1-5	DNP	<u>10-8-2</u>	<u>8-2-0</u>	
D1	Oakland	W, 93-50	7-2-1	<u>9-6-0</u>	DNP	DNP	<u>21-4-3</u>	<u>6-2-6</u>	3-0-1	13-7-0	3-0-1	0-0-0	DNP	3-2-6	DNP	<u>8-14-2</u>	<u>20-1-7</u>	
D4	Valparaiso	W, 68-61	3-1-1	<u>2-5-3</u>	DNP	DNP	<u>2-3-2</u>	<u>14-3-2</u>	DNP	6-1-0	DNP	DNP	DNP	5-2-0	DNP	<u>17-11-2</u>	<u>19-3-3</u>	
D8	at Miami	L, 54-58	9-6-3	<u>0-4-2</u>	11-2-0	DNP	<u>7-5-2</u>	<u>0-2-2</u>	DNP	15-2-1	DNP	DNP	DNP	0-3-0	DNP	<u>8-7-0</u>	<u>4-5-1</u>	
D12	Indiana State	W, 80-68	<u>5-3-2</u>	10-13-1	<u>13-1-5</u>	DNP	<u>0-1-4</u>	0-1-1	DNP	<u>10-3-0</u>	DNP	DNP	DNP	0-0-3	DNP	30-11-2	<u>12-3-4</u>	
D16	[20] Ohio State	W, 67-60	<u>6-0-1</u>	5-6-1	<u>15-1-2</u>	DNP	<u>10-7-0</u>	0-2-1	DNP	<u>1-5-0</u>	DNP	DNP	4-1-0	0-0-0	DNP	16-9-8	<u>10-2-3</u>	
D19	vs. Notre Dame	W, 88-78	<u>12-9-1</u>	2-7-2	<u>18-5-8</u>	DNP	<u>8-1-4</u>	3-0-0	DNP	9-3-0	DNP	DNP	4-3-1	0-0-0	DNP	<u>14-7-2</u>	<u>18-2-2</u>	
D22	at [4] Iowa	L, 55-70	<u>7-2-2</u>	5-2-1	<u>4-2-5</u>	DNP	<u>11-8-2</u>	3-4-1	DNP	3-1-1	DNP	DNP	0-0-1	0-0-0	DNP	<u>14-9-1</u>	<u>8-4-3</u>	

INSIDE THE NUMBERS				PURDUE'S RECORD WHEN...												
10+ POINTS			2021	CAREER	POINTS LEADER			2021	CAREER	Category	2020-21	Painter	Str.			
Trevion Williams			6 (4-2)	27 (15-12)	Isaiah Thompson			5	Trevion Williams	3 (2-1)	13 (5-8)	All Games	6-3	343-177	L-1	
Eric Hunter Jr.			4 (3-1)	26 (17-9)	Mason Gillis			3	Sasha Stefanovic	2 (2-0)	8 (5-3)	At Home	4-0	215-40	W-4	
Sasha Stefanovic			5 (5-0)	18 (14-4)	Eric Hunter Jr.			2	Eric Hunter Jr.	1 (1-0)	6 (6-0)	On Road	0-2	72-88	L-2	
Aaron Wheeler			2 (2-0)	10 (9-1)	Aaron Wheeler			2	Zach Edey	3 (1-2)	3 (1-2)	At Neutral Sites	2-1	56-49	W-1	
Isaiah Thompson			2 (1-1)	9 (5-4)	Jaden Ivey			1	Isaiah Thompson		2 (2-0)	vs. Big Ten Foes	1-1	179-117	L-1	
Zach Edey			5 (3-2)	5 (3-2)	TEAM			0	Brandon Newman	1 (1-0)	1 (1-0)	Big Ten Regular-Season	1-1	168-104	L-1	
Brandon Newman			5 (3-2)	5 (3-2)								Big Ten Tournament		11-13	L-2	
Mason Gillis			1 (1-0)	1 (1-0)								At Home	1-0	105-31	W-1	
Jaden Ivey			1 (1-0)	1 (1-0)								On Road	0-1	63-73	L-1	
												At Neutral Site		11-13	L-2	
20+ POINTS			2021	CAREER	OPENING TIPS			WON	LOST	REBOUNDS LEADER			2021	CAREER		
Sasha Stefanovic			1 (1-0)	4 (3-1)	Trevion Williams			5 (3-2)	2 (1-1)	Trevion Williams			7 (4-3)	31 (16-15)	vs. Non-Conference Foes	
Trevion Williams			1 (1-0)	2 (1-1)	Zach Edey			1 (1-0)	1 (1-0)	Aaron Wheeler			1 (1-0)	6 (5-1)	At Home	
Brandon Newman			1 (1-0)	1 (1-0)	TOTALS			6 (4-2)	3 (2-1)	Eric Hunter Jr.				2 (2-0)	On Road	
										Sasha Stefanovic				2 (1-1)	At Neutral Site	
										Zach Edey			1 (0-1)	1 (0-1)	vs. Ranked Opponent	
										Mason Gillis			1 (1-0)	1 (1-0)	vs. Unranked Opponent	
30+ POINTS			2021	CAREER	DUNKS			2021	CAREER	ASSISTS LEADER			2021	CAREER		
Trevion Williams			1 (1-0)	2 (1-1)	Aaron Wheeler			2	24	Eric Hunter Jr.			3 (2-1)	16 (12-4)	In Overtime	
					Zach Edey			16	16	Sasha Stefanovic			3 (3-0)	10 (5-5)	Leading at Halftime	
					Trevion Williams			6	16	Trevion Williams			2 (2-0)	10 (5-5)	Trailing at Halftime	
					Eric Hunter Jr.			1	4	Aaron Wheeler			1 (1-0)	4 (3-1)	Tied at Halftime	
					Emmanuel Dowuona				3	Mason Gillis			1 (1-0)	1 (1-0)	Games Decided by 1-9 Pts.	
					TOTALS			25		Ethan Morton			1 (0-1)	1 (0-1)	3 Points or Less	
										Isaiah Thompson			1 (1-0)	1 (1-0)	4-6 Points	
10+ REBOUNDS			2021	CAREER	AND-ONES			CHANCES	PCT.						7-9 Points	
Trevion Williams			4 (4-0)	15 (7-8)	Zach Edey			1-3	.333						Games Decided by 10+ Pts.	
Aaron Wheeler			1 (1-0)	2 (2-0)	Brandon Newman			2-2	1.000						10-19 Points	
					Jaden Ivey			1-1	1.000						20-Plus Points	
					Trevion Williams			0-1	.000						Purdue Shoots 48% or Better	
					TOTALS			4-7	.571						Purdue Shoots Less Than 48%	
20+ REBOUNDS			2021	CAREER	FIRST SUB			2021	CAREER						Opp. Shoots 48% or Better	
Trevion Williams				1 (0-1)	Eric Hunter Jr.			1	19						Opp. Shoots Less Than 48%	
					Trevion Williams			2	17						Purdue Shoots Better Than Opp.	
					Aaron Wheeler			2	14						Opp. Shoots Better / Equal %	
					Isaiah Thompson			1	12						Purdue Outrebounds Opp.	
					Zach Edey			7	7						Opp. Outreb. / Equals Purdue	
					Sasha Stefanovic				4						Purdue Has More FT Attempts	
					Mason Gillis			2	2						Opp. Has More / Equal FT Att.	
					Jaden Ivey			2	2						Purdue Makes 10+ 3-Ptrs.	
					Ethan Morton			2	2						Purdue Makes 0-4 3-Ptrs.	
															Opp. Makes 10+ 3-Ptrs.	
															Opp. Makes 0-4 3-Ptrs.	
															Purdue Has 0-9 Turnovers	
															Purdue Has 10-15 Turnovers	
															Purdue Has 16+ Turnovers	
															Opp. Has 0-9 Turnovers	
															Opp. Has 10-15 Turnovers	
															Opp. Has 16+ Turnovers	
															Purdue Has Fewer TOs	
															Purdue Has More / Equal TOs	
															Purdue Wins Reb. & TO Margin	
															Purdue Scores 0-49 Pts.	
															Purdue Scores 50-59 Pts.	
															Purdue Scores 60-69 Pts.	
															Purdue Scores 70-79 Pts.	
															Purdue Scores 80-89 Pts.	
															Purdue Scores 90+ Pts.	
															Opp. Scores 0-49 Pts.	
															Opp. Scores 50-59 Pts.	
															Opp. Scores 60-69 Pts.	
															Opp. Scores 70-79 Pts.	
															Opp. Scores 80-89 Pts.	
															Opp. Scores 90+ Pts.	
															0-1 Player in Double Figures	
															2 Players in Double Figures	
															3 Players in Double Figures	
															4 Players in Double Figures	
															5+ Players in Double Figures	
															In November	
															In December	
															In January	
															In February	
															In March	
															On Sunday	
															On Monday	
															On Tuesday	
															On Wednesday	
															On Thursday	
															On Friday	
															On Saturday	
															Wearing White Uniforms	
															Wearing Black Uniforms	
															Wearing Gold Uniforms	
															Wearing Gray Uniforms	

PURDUE / OPPONENT STATISTICAL BREAKDOWNS																								
All Games	Record	FG	FGA	Pct.	3P	3PA	Pct.	FT	FTA	Pct.	Off.	Def.	Avg.	F	DQ	Ast.	TO	Blk.	Stl.	1st	2nd	OT	Avg.	
All Games	6-3	240	515	.466	79	208	.380	93	132	.705	97	235	36.9	158	4	157	128	25	49	321	331	0	72.4	
		203	492	.413	74	245	.302	110	152	.724	66	190	28.4	152	2	138	115	23	57	284	306	0	65.6	
Home	4-0	107	221	.484	35	91	.385	59	82	.720	45	105	37.5	67	0	78	56	13	20	148	160	0	77.0	
		85	217	.392	24	93	.258	45	61	.738	30	77	26.8	83	2	53	56	8	24	123	116	0	59.8	
Away	0-2	44	118	.373	12	50	.240	9	13	.692	22	53	37.5	39	3	28	28	5	14	59	50	0	54.5	
		44	103	.427	13	51	.255	27	43	.628	16	54	35.0	24	0	33	24	9	13	51	77	0	64.0	
Neutral	2-1	89	176	.506	32	67	.478	25	37	.676	30	77	35.7	52	1	51	44	7	15	114	121	0	78.3	
		74	172	.430	37	101	.366	38	48	.792	20	59	26.3	45	0	52	35	6	20	110	113	0	74.3	
Big Ten Reg-Seas.	Record	FG	FGA	Pct.	3P	3PA	Pct.	FT	FTA	Pct.	Off.	Def.	Avg.	F	DQ	Ast.	TO	Blk.	Stl.	1st	2nd	OT	Avg.	
All Games	1-1	48	111	.432	14	45	.311	12	16	.750	18	53	35.5	35	0	33	30	6	15	65	57	0	61.0	
		46	114	.404	18	58	.310	20	27	.741	19	48	33.5	28	0	35	24	7	12	70	60	0	65.0	
Home	1-0	25	53	.472	6	20	.300	11	13	.846	9	27	36.0	19	0	16	16	3	9	38	29	0	67.0	
		22	58	.379	6	24	.250	10	13	.769	10	20	30.0	18	0	14	13	3	6	33	27	0	60.0	
Away	0-1	23	58	.397	8	25	.320	1	3	.333	9	26	35.0	16	0	17	14	3	6	27	28	0	55.0	
		24	56	.429	12	34	.353	10	14	.714	9	28	37.0	10	0	21	11	4	6	37	33	0	70.0	
Current Streak	Streak	FG	FGA	Pct.	3P	3PA	Pct.	FT	FTA	Pct.	Off.	Def.	Reb.	F	DQ	Ast.	TO	Blk.	Stl.	1st	2nd	OT	Avg.	
Overall	Loss-1	23	58	.397	8	25	.320	1	3	.333	9	26	35.0	16	0	17	14	3	6	27	28	0	55.0	
		24	56	.429	12	34	.353	10	14	.714	9	28	37.0	10	0	21	11	4	6	37	33	0	70.0	
Month	Record	FG	FGA	Pct.	3P	3PA	Pct.	FT	FTA	Pct.	Off.	Def.	Avg.	F	DQ	Ast.	TO	Blk.	Stl.	1st	2nd	OT	Avg.	
November	1-1	57	111	.514	18	39	.462	15	22	.682	18	49	33.5	34	1	31	38	5	9	67	80	0	73.5	
		50	111	.450	21	60	.350	24	31	.774	11	37	24.0	31	0	31	26	2	19	68	77	0	72.5	
December	5-2	183	404	.453	61	169	.361	78	110	.709	79	186	37.9	124	3	126	90	20	40	254	251	0	72.1	
		153	381	.402	53	185	.286	86	121	.711	55	153	29.7	121	2	107	89	21</						

INDIVIDUAL GAME-BY-GAME STATISTICS

#0 | Mason Gillis

Date	Opponent	Min.	FG	3FG	FT	O-D-T	PF	A	TO	B	S	Pts.
N25	vs. Liberty	11	1-2	1-2	0-0	0-2-2	3	0	2	0	1	3
N26	vs. Clemson	17	1-4	1-3	0-0	1-1-2	1	0	1	0	0	3
D1	Oakland	20	3-4	1-2	0-0	1-1-2	1	1	1	0	1	7
D4	Valparaiso	15	1-3	0-2	1-2	0-1-1	1	1	1	0	2	3
D8	at Miami	22	4-10	1-4	0-0	3-3-6	3	3	2	0	0	9
D12	• Indiana State	18	2-2	1-1	0-0	0-3-3	1	2	1	0	0	5
D16	• [20] Ohio State	16	3-3	0-0	0-0	0-0-0	2	1	0	1	1	6
D19	• vs. Notre Dame	24	4-4	2-2	2-2	3-6-9	3	1	0	0	0	12
D22	• at [4] Iowa	29	3-5	1-2	0-0	1-1-2	3	2	1	0	0	7
D25	Maryland											
D29	at Rutgers											
J2	at Illinois											
J5	Nebraska											
J8	at Michigan State											
J14	at Indiana											
J17	Penn State											
J22	Michigan											
J27	at Ohio State											
J30	Minnesota											
F2	at Maryland											
F6	Northwestern											
F11	at Minnesota											
F16	Michigan State											
F20	at Nebraska											
F26	at Penn State											
M2	Wisconsin											
M6	Indiana											

#1 | Aaron Wheeler

Date	Opponent	Min.	FG	3FG	FT	O-D-T	PF	A	TO	B	S	Pts.
N25	• vs. Liberty	29	4-6	2-3	0-0	1-4-5	4	4	3	0	1	10
N26	• vs. Clemson	23	1-4	0-2	0-0	0-6-6	1	2	1	1	0	2
D1	• Oakland	23	4-8	1-4	0-0	2-4-6	1	0	1	0	1	9
D4	• Valparaiso	28	1-5	0-2	0-0	2-3-5	1	3	0	0	1	2
D8	• at Miami	20	0-6	0-4	0-0	2-2-4	0	2	1	0	1	0
D12	Indiana State	23	4-7	1-3	1-2	2-11-13	3	1	1	4	0	10
D16	[20] Ohio State	24	2-3	1-2	0-0	1-5-6	4	1	1	0	3	5
D19	vs. Notre Dame	18	0-3	0-3	2-2	1-6-7	2	2	2	0	0	2
D22	at [4] Iowa	11	2-3	1-2	0-0	0-2-2	1	1	1	0	1	5
D25	Maryland											
D29	at Rutgers											
J2	at Illinois											
J5	Nebraska											
J8	at Michigan State											
J14	at Indiana											
J17	Penn State											
J22	Michigan											
J27	at Ohio State											
J30	Minnesota											
F2	at Maryland											
F6	Northwestern											
F11	at Minnesota											
F16	Michigan State											
F20	at Nebraska											
F26	at Penn State											
M2	Wisconsin											
M6	Indiana											

#2 | Eric Hunter Jr.

Date	Opponent	Min.	FG	3FG	FT	O-D-T	PF	A	TO	B	S	Pts.
N25	vs. Liberty											-- DID NOT PLAY --
N26	vs. Clemson											-- DID NOT PLAY --
D1	Oakland											-- DID NOT PLAY --
D4	Valparaiso											-- DID NOT PLAY --
D8	at Miami	27	4-10	1-5	2-2	1-1-2	1	0	0	0	1	11
D12	• Indiana State	34	4-12	1-5	4-4	0-1-1	3	5	3	0	1	13
D16	• [20] Ohio State	32	6-11	1-3	2-3	0-1-1	2	2	4	0	2	15
D19	• vs. Notre Dame	34	6-15	4-7	2-2	1-4-5	2	8	0	0	3	18
D22	• at [4] Iowa	31	2-10	0-3	0-0	1-1-2	1	5	5	0	1	4
D25	Maryland											
D29	at Rutgers											
J2	at Illinois											
J5	Nebraska											
J8	at Michigan State											
J14	at Indiana											
J17	Penn State											
J22	Michigan											
J27	at Ohio State											
J30	Minnesota											
F2	at Maryland											
F6	Northwestern											
F11	at Minnesota											
F16	Michigan State											
F20	at Nebraska											
F26	at Penn State											
M2	Wisconsin											
M6	Indiana											

#4 | Emmanuel Dowuona

Date	Opponent	Min.	FG	3FG	FT	O-D-T	PF	A	TO	B	S	Pts.
N25	vs. Liberty											-- DID NOT PLAY --
N26	vs. Clemson											-- DID NOT PLAY --
D1	Oakland											-- DID NOT PLAY --
D4	Valparaiso											-- DID NOT PLAY --
D8	at Miami											-- DID NOT PLAY --
D12	Indiana State											-- DID NOT PLAY --
D16	[20] Ohio State											-- DID NOT PLAY --
D19	vs. Notre Dame											-- DID NOT PLAY --
D22	at [4] Iowa											-- DID NOT PLAY --
D25	Maryland											
D29	at Rutgers											
J2	at Illinois											
J5	Nebraska											
J8	at Michigan State											
J14	at Indiana											
J17	Penn State											
J22	Michigan											
J27	at Ohio State											
J30	Minnesota											
F2	at Maryland											
F6	Northwestern											
F11	at Minnesota											
F16	Michigan State											
F20	at Nebraska											
F26	at Penn State											
M2	Wisconsin											
M6	Indiana											

GAME 10 // PURDUE vs. MARYLAND // DECEMBER 25, 2020

INDIVIDUAL GAME-BY-GAME STATISTICS													
#5 Brandon Newman													
Date	Opponent	Min.	FG	3FG	FT	O-D-T	PF	A	TO	B	S	Pts.	
N25	• vs. Liberty	32	4-9	1-3	1-1	0-1-1	0	2	0	1	1	10	
N26	• vs. Clemson	37	6-14	3-7	0-0	2-3-5	2	1	3	0	2	15	
D1	• Oakland	26	7-11	4-7	3-3	1-3-4	2	3	1	0	0	21	
D4	• Valparaiso	24	0-5	0-2	2-2	0-3-3	4	2	0	0	1	2	
D8	• at Miami	25	3-7	1-3	0-0	1-4-5	5	2	1	0	2	7	
D12	• Indiana State	15	0-0	0-0	0-0	1-0-1	0	4	3	0	1	0	
D16	• [20] Ohio State	26	4-6	2-3	0-1	0-7-7	3	0	1	0	1	10	
D19	• vs. Notre Dame	24	3-9	2-5	0-0	0-1-1	2	4	0	1	0	8	
D22	• at [4] Iowa	25	4-11	3-7	0-0	0-8-8	3	2	1	0	1	11	
D25	Maryland												
D29	at Rutgers												
J2	at Illinois												
J5	Nebraska												
J8	at Michigan State												
J14	at Indiana												
J17	Penn State												
J22	Michigan												
J27	at Ohio State												
J30	Minnesota												
F2	at Maryland												
F6	Northwestern												
F11	at Minnesota												
F16	Michigan State												
F20	at Nebraska												
F26	at Penn State												
M2	Wisconsin												
M6	Indiana												
#11 Isaiah Thompson													
Date	Opponent	Min.	FG	3FG	FT	O-D-T	PF	A	TO	B	S	Pts.	
N25	• vs. Liberty	26	2-4	1-3	2-2	0-0-0	0	2	0	0	0	7	
N26	• vs. Clemson	30	6-10	3-5	0-0	1-1-2	3	1	5	0	1	15	
D1	• Oakland	30	2-5	2-4	0-0	0-2-2	3	6	0	0	1	6	
D4	• Valparaiso	36	2-6	1-3	9-12	1-2-3	1	2	0	0	0	14	
D8	• at Miami	25	0-3	0-3	0-0	0-2-2	1	2	2	0	1	0	
D12	Indiana State	27	0-4	0-2	0-0	1-0-1	1	1	1	0	0	0	
D16	[20] Ohio State	13	0-0	0-0	0-0	2-0-2	0	1	1	0	0	0	
D19	vs. Notre Dame	9	1-2	1-2	0-0	0-0-0	0	0	0	0	0	3	
D22	at [4] Iowa	14	1-2	1-2	0-0	1-3-4	0	1	0	0	1	3	
D25	Maryland												
D29	at Rutgers												
J2	at Illinois												
J5	Nebraska												
J8	at Michigan State												
J14	at Indiana												
J17	Penn State												
J22	Michigan												
J27	at Ohio State												
J30	Minnesota												
F2	at Maryland												
F6	Northwestern												
F11	at Minnesota												
F16	Michigan State												
F20	at Nebraska												
F26	at Penn State												
M2	Wisconsin												
M6	Indiana												
#14 Jared Wulbrun													
Date	Opponent	Min.	FG	3FG	FT	O-D-T	PF	A	TO	B	S	Pts.	
N25	vs. Liberty												-- DID NOT PLAY --
N26	vs. Clemson												-- DID NOT PLAY --
D1	Oakland	3	1-1	1-1	0-0	0-0-0	0	1	0	0	0	3	
D4	Valparaiso												-- DID NOT PLAY --
D8	at Miami												-- DID NOT PLAY --
D12	Indiana State												-- DID NOT PLAY --
D16	[20] Ohio State												-- DID NOT PLAY --
D19	vs. Notre Dame												-- DID NOT PLAY --
D22	at [4] Iowa												-- DID NOT PLAY --
D25	Maryland												
D29	at Rutgers												
J2	at Illinois												
J5	Nebraska												
J8	at Michigan State												
J14	at Indiana												
J17	Penn State												
J22	Michigan												
J27	at Ohio State												
J30	Minnesota												
F2	at Maryland												
F6	Northwestern												
F11	at Minnesota												
F16	Michigan State												
F20	at Nebraska												
F26	at Penn State												
M2	Wisconsin												
M6	Indiana												
#15 Zach Edey													
Date	Opponent	Min.	FG	3FG	FT	O-D-T	PF	A	TO	B	S	Pts.	
N25	vs. Liberty	15	9-10	0-0	1-1	2-3-5	3	0	2	0	0	19	
N26	vs. Clemson	21	6-8	0-0	5-7	5-3-8	3	0	4	2	0	17	
D1	Oakland	19	4-5	0-0	5-6	3-4-7	4	0	3	0	0	13	
D4	Valparaiso	11	2-6	0-0	2-3	0-1-1	4	0	2	1	0	6	
D8	at Miami	14	5-5	0-0	5-6	0-2-2	5	1	4	0	1	15	
D12	• Indiana State	11	4-6	0-0	2-4	1-2-3	2	0	2	2	0	10	
D16	• [20] Ohio State	12	0-3	0-0	1-1	2-3-5	2	0	3	2	0	1	
D19	vs. Notre Dame	15	3-6	0-0	3-4	1-2-3	3	0	1	0	0	9	
D22	at [4] Iowa	11	1-2	0-0	1-2	0-1-1	3	1	1	0	1	3	
D25	Maryland												
D29	at Rutgers												
J2	at Illinois												
J5	Nebraska												
J8	at Michigan State												
J14	at Indiana												
J17	Penn State												
J22	Michigan												
J27	at Ohio State												
J30	Minnesota												
F2	at Maryland												
F6	Northwestern												
F11	at Minnesota												
F16	Michigan State												
F20	at Nebraska												
F26	at Penn State												
M2	Wisconsin												
M6	Indiana												

INDIVIDUAL GAME-BY-GAME STATISTICS

#21 | Matt Frost

Date	Opponent	Min.	FG	3FG	FT	O-D-T	PF	A	TO	B	S	Pts.
N25	vs. Liberty				-- DID NOT PLAY --							
N26	vs. Clemson				-- DID NOT PLAY --							
D1	Oakland	3	1-1	1-1	0-0	0-0-0	0	1	0	0	0	3
D4	Valparaiso				-- DID NOT PLAY --							
D8	at Miami				-- DID NOT PLAY --							
D12	Indiana State				-- DID NOT PLAY --							
D16	[20] Ohio State				-- DID NOT PLAY --							
D19	vs. Notre Dame				-- DID NOT PLAY --							
D22	at [4] Iowa				-- DID NOT PLAY --							
D25	Maryland											
D29	at Rutgers											
J2	at Illinois											
J5	Nebraska											
J8	at Michigan State											
J14	at Indiana											
J17	Penn State											
J22	Michigan											
J27	at Ohio State											
J30	Minnesota											
F2	at Maryland											
F6	Northwestern											
F11	at Minnesota											
F16	Michigan State											
F20	at Nebraska											
F26	at Penn State											
M2	Wisconsin											
M6	Indiana											

#22 | Chase Martin

Date	Opponent	Min.	FG	3FG	FT	O-D-T	PF	A	TO	B	S	Pts.
N25	vs. Liberty				-- DID NOT PLAY --							
N26	vs. Clemson				-- DID NOT PLAY --							
D1	Oakland	3	0-1	0-1	0-0	0-0-0	0	0	0	0	0	0
D4	Valparaiso				-- DID NOT PLAY --							
D8	at Miami				-- DID NOT PLAY --							
D12	Indiana State				-- DID NOT PLAY --							
D16	[20] Ohio State				-- DID NOT PLAY --							
D19	vs. Notre Dame				-- DID NOT PLAY --							
D22	at [4] Iowa				-- DID NOT PLAY --							
D25	Maryland											
D29	at Rutgers											
J2	at Illinois											
J5	Nebraska											
J8	at Michigan State											
J14	at Indiana											
J17	Penn State											
J22	Michigan											
J27	at Ohio State											
J30	Minnesota											
F2	at Maryland											
F6	Northwestern											
F11	at Minnesota											
F16	Michigan State											
F20	at Nebraska											
F26	at Penn State											
M2	Wisconsin											
M6	Indiana											

#23 | Jaden Ivey

Date	Opponent	Min.	FG	3FG	FT	O-D-T	PF	A	TO	B	S	Pts.
N25	vs. Liberty	17	5-7	1-2	1-3	0-1-1	2	0	2	0	0	12
N26	vs. Clemson				-- DID NOT PLAY --							
D1	Oakland				-- DID NOT PLAY --							
D4	Valparaiso				-- DID NOT PLAY --							
D8	at Miami				-- DID NOT PLAY --							
D12	Indiana State				-- DID NOT PLAY --							
D16	[20] Ohio State	8	2-7	0-4	0-0	0-1-1	0	0	0	0	1	4
D19	vs. Notre Dame	13	2-5	0-1	0-0	0-3-3	2	1	0	0	1	4
D22	at [4] Iowa	12	0-4	0-2	0-0	0-0-0	1	1	0	0	0	0
D25	Maryland											
D29	at Rutgers											
J2	at Illinois											
J5	Nebraska											
J8	at Michigan State											
J14	at Indiana											
J17	Penn State											
J22	Michigan											
J27	at Ohio State											
J30	Minnesota											
F2	at Maryland											
F6	Northwestern											
F11	at Minnesota											
F16	Michigan State											
F20	at Nebraska											
F26	at Penn State											
M2	Wisconsin											
M6	Indiana											

#25 | Ethan Morton

Date	Opponent	Min.	FG	3FG	FT	O-D-T	PF	A	TO	B	S	Pts.
N25	vs. Liberty	11	0-0	0-0	0-0	0-0-0	1	2	2	0	0	0
N26	vs. Clemson	25	0-2	0-0	0-0	0-1-1	0	5	3	0	0	0
D1	Oakland	22	1-3	1-3	0-0	0-2-2	0	6	2	0	1	3
D4	Valparaiso	23	2-5	1-4	0-0	1-1-2	4	0	1	0	0	5
D8	at Miami	11	0-4	0-2	0-0	1-2-3	0	0	0	0	0	0
D12	Indiana State	11	0-0	0-0	0-0	0-0-0	0	3	3	1	0	0
D16	[20] Ohio State	4	0-1	0-1	0-0	0-0-0	0	0	0	0	0	0
D19	vs. Notre Dame	6	0-1	0-1	0-0	0-0-0	0	0	0	0	0	0
D22	at [4] Iowa	8	0-0	0-0	0-0	0-0-0	0	0	0	0	0	0
D25	Maryland											
D29	at Rutgers											
J2	at Illinois											
J5	Nebraska											
J8	at Michigan State											
J14	at Indiana											
J17	Penn State											
J22	Michigan											
J27	at Ohio State											
J30	Minnesota											
F2	at Maryland											
F6	Northwestern											
F11	at Minnesota											
F16	Michigan State											
F20	at Nebraska											
F26	at Penn State											
M2	Wisconsin											
M6	Indiana											

GAME 10 // PURDUE vs. MARYLAND // DECEMBER 25, 2020

INDIVIDUAL GAME-BY-GAME STATISTICS																									
#34 Carson Barrett													#55 Sasha Stefanovic												
Date	Opponent	Min.	FG	3FG	FT	O-D-T	Pf	A	TO	B	S	Pts.	Date	Opponent	Min.	FG	3FG	FT	O-D-T	Pf	A	TO	B	S	Pts.
N25	vs. Liberty				-- DID NOT PLAY --								N25	• vs. Liberty	34	3-8	3-5	0-0	0-3-3	1	5	1	0	1	9
N26	vs. Clemson				-- DID NOT PLAY --								N26	• vs. Clemson	28	2-5	2-4	2-2	0-2-2	1	0	2	0	0	8
D1	Oakland				-- DID NOT PLAY --								D1	• Oakland	29	6-9	6-9	2-2	0-1-1	1	7	0	0	0	20
D4	Valparaiso				-- DID NOT PLAY --								D4	• Valparaiso	34	4-9	4-9	7-9	1-2-3	2	3	2	0	0	19
D8	at Miami				-- DID NOT PLAY --								D8	• at Miami	32	1-5	1-4	1-2	0-5-5	3	1	1	0	0	4
D12	Indiana State				-- DID NOT PLAY --								D12	• Indiana State	33	3-5	3-5	3-4	0-3-3	2	4	2	0	0	12
D16	[20] Ohio State				-- DID NOT PLAY --								D16	• [20] Ohio State	37	2-7	2-7	4-4	0-2-2	3	3	1	0	1	10
D19	vs. Notre Dame				-- DID NOT PLAY --								D19	• vs. Notre Dame	33	6-8	5-7	1-2	0-2-2	2	2	0	1	1	18
D22	at [4] Iowa				-- DID NOT PLAY --								D22	• at [4] Iowa	30	3-7	2-6	0-0	0-4-4	1	3	3	0	1	8
D25	Maryland												D25	Maryland											
D29	at Rutgers												D29	at Rutgers											
J2	at Illinois												J2	at Illinois											
J5	Nebraska												J5	Nebraska											
J8	at Michigan State												J8	at Michigan State											
J14	at Indiana												J14	at Indiana											
J17	Penn State												J17	Penn State											
J22	Michigan												J22	Michigan											
J27	at Ohio State												J27	at Ohio State											
J30	Minnesota												J30	Minnesota											
F2	at Maryland												F2	at Maryland											
F6	Northwestern												F6	Northwestern											
F11	at Minnesota												F11	at Minnesota											
F16	Michigan State												F16	Michigan State											
F20	at Nebraska												F20	at Nebraska											
F26	at Penn State												F26	at Penn State											
M2	Wisconsin												M2	Wisconsin											
M6	Indiana												M6	Indiana											
#50 Trevion Williams													Purdue Team Game-by-Game												
Date	Opponent	Min.	FG	3FG	FT	O-D-T	Pf	A	TO	B	S	Pts.	Date	Opponent	Min.	FG	3FG	FT	O-D-T	Pf	A	TO	B	S	Pts.
N25	• vs. Liberty	25	3-7	0-0	1-3	1-10-11	4	5	3	1	1	7	N25	vs. Liberty	200	31-53	9-18	6-11	5-25-30	18	20	16	2	5	77
N26	• vs. Clemson	18	4-11	0-0	2-2	3-5-8	5	2	2	0	1	10	N26	vs. Clemson	200	26-58	9-21	9-11	13-24-37	16	11	22	3	4	70
D1	• Oakland	21	4-12	0-0	0-0	5-9-14	2	2	4	1	0	8	D1	Oakland	200	33-60	17-32	10-11	13-27-40	14	27	12	1	4	93
D4	• Valparaiso	29	7-15	0-1	3-9	4-7-11	4	2	3	0	0	17	D4	Valparaiso	200	19-54	6-23	24-37	11-23-34	21	13	9	1	4	68
D8	• at Miami	23	4-10	0-0	0-0	3-4-7	5	0	2	0	2	8	D8	at Miami	200	21-60	4-25	8-10	13-27-40	23	11	14	2	8	54
D12	Indiana State	29	13-18	0-0	4-7	6-5-11	1	2	2	1	1	30	D12	Indiana State	200	30-54	6-16	14-21	12-28-40	13	22	19	8	3	80
D16	[20] Ohio State	27	6-12	0-0	4-4	2-7-9	3	8	4	0	0	16	D16	[20] Ohio State	200	25-53	6-20	11-13	9-27-36	19	16	16	3	9	67
D19	• vs. Notre Dame	23	7-12	0-0	0-3	4-3-7	2	2	2	0	1	14	D19	vs. Notre Dame	200	32-65	14-28	10-15	12-28-40	18	20	6	2	6	88
D22	• at [4] Iowa	29	7-14	0-1	0-1	5-4-9	3	1	2	3	0	14	D22	at [4] Iowa	200	23-58	8-25	1-3	9-26-35	16	17	14	3	6	55
D25	Maryland												D25	Maryland											
D29	at Rutgers												D29	at Rutgers											
J2	at Illinois												J2	at Illinois											
J5	Nebraska												J5	Nebraska											
J8	at Michigan State												J8	at Michigan State											
J14	at Indiana												J14	at Indiana											
J17	Penn State												J17	Penn State											
J22	Michigan												J22	Michigan											
J27	at Ohio State												J27	at Ohio State											
J30	Minnesota												J30	Minnesota											
F2	at Maryland												F2	at Maryland											
F6	Northwestern												F6	Northwestern											
F11	at Minnesota												F11	at Minnesota											
F16	Michigan State												F16	Michigan State											
F20	at Nebraska												F20	at Nebraska											
F26	at Penn State												F26/27	at Penn State											
M2	Wisconsin												M2	Wisconsin											
M6	Indiana												M6	Indiana											

PURDUESPORTS.COM | @BOILERBALL

INDIVIDUAL CAREER STATISTICS

DOWUONA, Emmanuel

				Field Goals		3-Point		F-Throws		Rebounds									Scoring	
SEASON	TEAM	GP-GS	MIN/AVG	FG-FGA	FG%	3FG-FGA	3FG%	FT-FTA	FT%	OFF	DEF	TOT	AVG	PF-FO	AST	TO	BLK	STL	PTS	AVG
2019-20	Purdue	9-0	31/3.4	6-13	.462	0-0	.000	0-0	.000	3	5	8	0.9	10-0	1	2	3	2	12	1.3
TOTAL		9-0	31/3.4	6-13	.462	0-0	.000	0-0	.000	3	5	8	0.9	10-0	1	2	3	2	12	1.3

EDEY, Zach

				Field Goals		3-Point		F-Throws		Rebounds								Scoring		
SEASON	TEAM	GP-GS	MIN/AVG	FG-FGA	FG%	3FG-FGA	3FG%	FT-FTA	FT%	OFF	DEF	TOT	AVG	PF-FO	AST	TO	BLK	STL	PTS	AVG
2020-21	Purdue	9-2	129/14.3	34-51	.667	0-0	.000	25-34	.735	14	21	35	3.9	29-1	2	22	7	2	93	10.3
TOTAL		9-2	129/14.3	34-51	.667	0-0	.000	25-34	.735	14	21	35	3.9	29-1	2	22	7	2	93	10.3

FROST, Matt

				Field Goals		3-Point		F-Throws		Rebounds									Scoring	
SEASON	TEAM	GP-GS	MIN/AVG	FG-FGA	FG%	3FG-FGA	3FG%	FT-FTA	FT%	OFF	DEF	TOT	AVG	PF-FO	AST	TO	BLK	STL	PTS	AVG
2019-20	Purdue	9-0	17/1.9	1-2	.500	0-1	.000	0-0	.000	0	1	1	0.1	1-0	0	0	0	0	2	0.2
2020-21	Purdue	1-0	3/3.4	1-1	1.000	1-1	1.000	0-0	.000	0	0	0	0.0	0-0	1	0	0	0	3	3.0
TOTAL		10-0	21/2.1	2-3	.667	1-2	.500	0-0	.000	0	1	1	0.1	1-0	1	0	0	0	5	0.5

GILLIS, Mason

				Field Goals		3-Point		F-Throws		Rebounds									Scoring	
SEASON	TEAM	GP-GS	MIN/AVG	FG-FGA	FG%	3FG-FGA	3FG%	FT-FTA	FT%	OFF	DEF	TOT	AVG	PF-FO	AST	TO	BLK	STL	PTS	AVG
2020-21	Purdue	9-4	173/19.3	22-37	.595	8-18	.444	3-4	.750	9	18	27	3.0	18-0	11	9	1	5	55	6.1
TOTAL		9-4	173/19.3	22-37	.595	8-18	.444	3-4	.750	9	18	27	3.0	18-0	11	9	1	5	55	6.1

HUNTER JR., Eric

				Field Goals		3-Point		F-Throws		Rebounds										Scoring	
SEASON	TEAM	GP-GS	MIN/AVG	FG-FGA	FG%	3FG-FGA	3FG%	FT-FTA	FT%	OFF	DEF	TOT	AVG	PF-FO	AST	TO	BLK	STL	PTS	AVG	
2018-19	Purdue	36-1	450/12.5	27-89	.303	10-46	.217	15-21	.714	16	34	50	1.4	37-0	39	21	3	13	79	2.2	
2019-20	Purdue	31-30	974/31.4	117-282	.415	43-121	.355	51-67	.761	38	63	101	3.3	77-2	82	61	4	32	328	10.6	
2020-21	Purdue	5-4	157/31.4	22-58	.379	7-23	.304	10-11	.909	3	8	11	2.2	9-0	20	12	0	8	61	12.2	
TOTAL		72-35	1581/22.0	166-429	.387	60-190	.316	76-99	.768	57	105	162	2.3	123-2	141	94	7	53	468	6.5	

IVEY, Jaden

				Field Goals		3-Point		F-Throws		Rebounds									Scoring	
SEASON	TEAM	GP-GS	MIN/AVG	FG-FGA	FG%	3FG-FGA	3FG%	FT-FTA	FT%	OFF	DEF	TOT	AVG	PF-FO	AST	TO	BLK	STL	PTS	AVG
2020-21	Purdue	4-0	51/12.7	9-23	.391	1-9	.111	1-3	.333	0	5	5	1.3	5-0	2	2	0	2	20	5.0
TOTAL		4-0	51/12.7	9-23	.391	1-9	.111	1-3	.333	0	5	5	1.3	5-0	2	2	0	2	20	5.0

MARTIN, Chase

				Field Goals		3-Point		F-Throws		Rebounds									Scoring	
SEASON	TEAM	GP-GS	MIN/AVG	FG-FGA	FG%	3FG-FGA	3FG%	FT-FTA	FT%	OFF	DEF	TOT	AVG	PF-FO	AST	TO	BLK	STL	PTS	AVG
2020-21	Purdue	1-0	3/3.4	0-1	.000	0-1	.000	0-0	.000	0	0	0	0.0	0-0	0	0	0	0	0	0.0
TOTAL		1-0	3/3.4	0-1	.000	0-1	.000	0-0	.000	0	0	0	0.0	0-0	0	0	0	0	0	0.0

MORTON, Ethan

				Field Goals		3-Point		F-Throws		Rebounds									Scoring	
SEASON	TEAM	GP-GS	MIN/AVG	FG-FGA	FG%	3FG-FGA	3FG%	FT-FTA	FT%	OFF	DEF	TOT	AVG	PF-FO	AST	TO	BLK	STL	PTS	AVG
2020-21	Purdue	9-0	120/13.4	3-16	.188	2-11	.182	0-0	.000	2	6	8	0.9	5-0	16	11	1	1	8	0.9
TOTAL		9-0	120/13.4	3-16	.188	2-11	.182	0-0	.000	2	6	8	0.9	5-0	16	11	1	1	8	0.9

INDIVIDUAL CAREER STATISTICS

NEWMAN, Brandon

				Field Goals		3-Point		F-Throws		Rebounds									Scoring	
SEASON	TEAM	GP-GS	MIN/AVG	FG-FGA	FG%	3FG-FGA	3FG%	FT-FTA	FT%	OFF	DEF	TOT	AVG	PF-FO	AST	TO	BLK	STL	PTS	AVG
2020-21	Purdue	9-9	236/26.2	31-72	.431	16-37	.432	6-7	.857	5	30	35	3.9	21-1	20	10	2	9	84	9.3
TOTAL		9-9	236/26.2	31-72	.431	16-37	.432	6-7	.857	5	30	35	3.9	21-1	20	10	2	9	84	9.3

STEFANOVIC, Sasha

				Field Goals		3-Point		F-Throws		Rebounds									Scoring	
SEASON	TEAM	GP-GS	MIN/AVG	FG-FGA	FG%	3FG-FGA	3FG%	FT-FTA	FT%	OFF	DEF	TOT	AVG	PF-FO	AST	TO	BLK	STL	PTS	AVG
2018-19	Purdue	36-0	419/11.6	30-77	.390	25-61	.410	5-14	.357	3	37	40	1.1	43-0	16	25	4	20	90	2.5
2019-20	Purdue	30-22	792/26.4	85-221	.385	64-167	.383	40-49	.816	5	68	73	2.4	62-2	51	41	9	30	274	9.1
2020-21	Purdue	9-9	288/32.0	30-63	.476	28-56	.500	20-25	.800	1	24	25	2.8	16-0	28	12	1	4	108	12.0
TOTAL		75-31	1499/20.0	145-361	.402	117-284	.412	65-88	.739	9	129	138	1.8	121-2	95	78	14	54	472	6.3

THOMPSON, Isaiah

				Field Goals		3-Point		F-Throws		Rebounds									Scoring	
SEASON	TEAM	GP-GS	MIN/AVG	FG-FGA	FG%	3FG-FGA	3FG%	FT-FTA	FT%	OFF	DEF	TOT	AVG	PF-FO	AST	TO	BLK	STL	PTS	AVG
2019-20	Purdue	31-0	581/18.7	58-164	.354	36-100	.360	21-31	.677	5	28	33	1.1	43-0	21	24	1	13	173	5.6
2020-21	Purdue	9-5	213/23.6	14-36	.389	9-24	.375	11-14	.786	6	10	16	1.8	9-0	16	9	0	4	48	5.3
TOTAL		40-5	793/19.8	72-200	.360	45-124	.363	32-45	.711	11	38	49	1.2	52-0	37	33	1	17	221	5.5

WHEELER, Aaron

				Field Goals		3-Point		F-Throws		Rebounds									Scoring	
SEASON	TEAM	GP-GS	MIN/AVG	FG-FGA	FG%	3FG-FGA	3FG%	FT-FTA	FT%	OFF	DEF	TOT	AVG	PF-FO	AST	TO	BLK	STL	PTS	AVG
2018-19	Purdue	36-0	494/13.7	60-135	.444	31-85	.365	19-31	.613	34	75	109	3.0	65-1	15	24	17	21	170	4.7
2019-20	Purdue	31-9	548/17.7	37-144	.257	21-97	.216	17-20	.850	30	99	129	4.2	59-3	29	30	11	20	112	3.6
2020-21	Purdue	9-5	199/22.1	18-45	.400	6-25	.240	3-5	.600	11	43	54	6.0	17-0	16	11	7	8	45	5.0
TOTAL		76-14	1240/16.3	115-324	.355	58-207	.280	39-56	.696	75	217	292	3.8	141-4	60	65	35	49	327	4.3

WILLIAMS, Trevion

				Field Goals		3-Point		F-Throws		Rebounds									Scoring	
SEASON	TEAM	GP-GS	MIN/AVG	FG-FGA	FG%	3FG-FGA	3FG%	FT-FTA	FT%	OFF	DEF	TOT	AVG	PF-FO	AST	TO	BLK	STL	PTS	AVG
2018-19	Purdue	34-8	350/10.3	78-144	.542	1-3	.333	19-37	.514	61	76	137	4.0	65-1	18	19	15	12	176	5.2
2019-20	Purdue	31-22	665/21.4	154-299	.515	3-9	.333	45-94	.479	104	133	237	7.6	72-2	45	51	13	20	356	11.5
2020-21	Purdue	9-7	224/24.9	55-111	.495	0-2	.000	14-29	.483	33	54	87	9.7	29-2	24	24	6	6	124	13.8
TOTAL		74-37	1239/16.7	287-554	.518	4-14	.286	78-160	.488	198	263	461	6.2	166-5	87	94	34	38	656	8.9

WULBRUN, Jared

				Field Goals		3-Point		F-Throws		Rebounds									Scoring	
SEASON	TEAM	GP-GS	MIN/AVG	FG-FGA	FG%	3FG-FGA	3FG%	FT-FTA	FT%	OFF	DEF	TOT	AVG	PF-FO	AST	TO	BLK	STL	PTS	AVG
2018-19	CLU	25-23	682/27.3	50-132	.379	43-120	.358	21-26	.808	1	38	39	1.6	39-0	40	33	0	10	164	6.6
2019-20	Purdue	9-0	17/1.9	1-2	.500	1-2	.500	0-0	.000	0	0	0	0.0	0-0	2	2	0	0	3	0.3
2020-21	Purdue	1-0	3/3.4	1-1	1.000	1-1	1.000	0-0	.000	0	0	0	0.0	0-0	1	0	0	0	3	3.0
TOTAL FOR Purdue		10-0	21/2.1	2-3	.667	2-3	.667	0-0	.000	0	0	0	0.0	0-0	3	2	0	0	6	0.6
TOTAL		35-23	702/20.1	52-135	.385	45-123	.366	21-26	.808	1	38	39	1.1	39-0	43	35	0	10	170	4.9

SEASON / CAREER HIGHS

#0 | MASON GILLIS

Points	
S:	12 vs. Notre Dame (12-19-20)
C:	12 vs. Notre Dame (12-19-20)
Rebounds	
S:	9 vs. Notre Dame (12-19-20)
C:	9 vs. Notre Dame (12-19-20)
Assists	
S:	3 vs. Miami (12-8-20)
C:	3 vs. Miami (12-8-20)
Steals	
S:	2 vs. Valparaiso (12-4-20)
C:	2 vs. Valparaiso (12-4-20)
Blocked Shots	
S:	1 vs. [20] Ohio State (12-16-20)
C:	1 vs. [20] Ohio State (12-16-20)
Field Goals Made	
S:	4, Two Times
C:	4, Two Times
Field Goal Attempts	
S:	10 vs. Miami (12-8-20)
C:	10 vs. Miami (12-8-20)
Three-Pointers Made	
S:	2 vs. Notre Dame (12-19-20)
C:	2 vs. Notre Dame (12-19-20)
Three-Point Attempts	
S:	4 vs. Miami (12-8-20)
C:	4 vs. Miami (12-8-20)
Free Throws Made	
S:	2 vs. Notre Dame (12-19-20)
C:	2 vs. Notre Dame (12-19-20)
Free Throw Attempts	
S:	2, Two Times
C:	2, Two Times
Minutes	
S:	29 vs. [4] Iowa (12-22-20)
C:	29 vs. [4] Iowa (12-22-20)

#5 | BRANDON NEWMAN

Points	
S:	21 vs. Oakland (12-1-20)
C:	21 vs. Oakland (12-1-20)
Rebounds	
S:	8 vs. [4] Iowa (12-22-20)
C:	8 vs. [4] Iowa (12-22-20)
Assists	
S:	4, Two Times
C:	4, Two Times
Steals	
S:	2, Two Times
C:	2, Two Times
Blocked Shots	
S:	1, Two Times
C:	1, Two Times
Field Goals Made	
S:	7 vs. Oakland (12-1-20)
C:	7 vs. Oakland (12-1-20)
Field Goal Attempts	
S:	14 vs. Clemson (11-26-20)
C:	14 vs. Clemson (11-26-20)
Three-Pointers Made	
S:	4 vs. Oakland (12-1-20)
C:	4 vs. Oakland (12-1-20)
Three-Point Attempts	
S:	7, Three Times
C:	7, Three Times
Free Throws Made	
S:	3 vs. Oakland (12-1-20)
C:	3 vs. Oakland (12-1-20)
Free Throw Attempts	
S:	3 vs. Oakland (12-1-20)
C:	3 vs. Oakland (12-1-20)
Minutes	
S:	37 vs. Clemson (11-26-20)
C:	37 vs. Clemson (11-26-20)

#1 | AARON WHEELER

Points	
S:	10, Two Times
C:	15 vs. [23] Maryland (12-6-18)
Rebounds	
S:	13 vs. Indiana State (12-12-20)
C:	13 vs. Indiana State (12-12-20)
Assists	
S:	4 vs. Liberty (11-25-20)
C:	5, Two Times
Steals	
S:	3 vs. [20] Ohio State (12-16-20)
C:	4 vs. Texas (11-9-19)
Blocked Shots	
S:	4 vs. Indiana State (12-12-20)
C:	4 vs. Indiana State (12-12-20)
Field Goals Made	
S:	4, Three Times
C:	6 vs. [23] Maryland (12-6-18)
Field Goal Attempts	
S:	8 vs. Oakland (12-1-20)
C:	12, Two Times
Three-Pointers Made	
S:	2 vs. Liberty (11-25-20)
C:	3, Four Times
Three-Point Attempts	
S:	4, Two Times
C:	7, Three Times
Free Throws Made	
S:	2 vs. Notre Dame (12-19-20)
C:	5 vs. Rutgers (11-15-19)
Free Throw Attempts	
S:	2, Two Times
C:	8 vs. Rutgers (11-15-19)
Minutes	
S:	29 vs. Liberty (11-25-20)
C:	34 vs. Texas (11-9-19)

#11 | ISAIAH THOMPSON

Points	
S:	15 vs. Clemson (11-26-20)
C:	17 vs. Chicago State (11-16-19)
Rebounds	
S:	4 vs. [4] Iowa (12-22-20)
C:	4, Two Times
Assists	
S:	6 vs. Oakland (12-1-20)
C:	6 vs. Oakland (12-1-20)
Steals	
S:	1, Four Times
C:	3 vs. Central Michigan (12-28-19)
Blocked Shots	
S:	0
C:	1 vs. Central Michigan (12-28-19)
Field Goals Made	
S:	6 vs. Clemson (11-26-20)
C:	6, Three Times
Field Goal Attempts	
S:	10 vs. Clemson (11-26-20)
C:	11, Two Times
Three-Pointers Made	
S:	3 vs. Clemson (11-26-20)
C:	5 vs. Chicago State (11-16-19)
Three-Point Attempts	
S:	5 vs. Clemson (11-26-20)
C:	10 vs. Chicago State (11-16-19)
Free Throws Made	
S:	9 vs. Valparaiso (12-4-20)
C:	9 vs. Valparaiso (12-4-20)
Free Throw Attempts	
S:	12 vs. Valparaiso (12-4-20)
C:	12, Two Times
Minutes	
S:	36 vs. Valparaiso (12-4-20)
C:	40 vs. [19] Michigan (11-9-20)

#2 | ERIC HUNTER JR.

Points	
S:	18 vs. Notre Dame (12-19-20)
C:	19 vs. [18] Iowa (3-3-20)
Rebounds	
S:	5 vs. Notre Dame (12-19-20)
C:	7, Four Times
Assists	
S:	8 vs. Notre Dame (12-19-20)
C:	8 vs. Notre Dame (12-19-20)
Steals	
S:	3 vs. Notre Dame (12-19-20)
C:	3, FOur Times
Blocked Shots	
S:	0
C:	1, Six Times
Field Goals Made	
S:	6, Two Times
C:	7 vs. Green Bay (11-6-19)
Field Goal Attempts	
S:	15 vs. Notre Dame (12-19-20)
C:	15 vs. Notre Dame (12-19-20)
Three-Pointers Made	
S:	4 vs. Notre Dame (12-19-20)
C:	4, Two Times
Three-Point Attempts	
S:	7 vs. Notre Dame (12-19-20)
C:	8, Two Times
Free Throws Made	
S:	4 vs. Indiana State (12-12-20)
C:	7 vs. [18] Iowa (3-3-20)
Free Throw Attempts	
S:	4 vs. Indiana State (12-12-20)
C:	8, Two Times
Minutes	
S:	34, Two Times
C:	47 vs. [19] Michigan (11-9-20)

#14 | JARED WULBRUN

Points	
S:	3 vs. Oakland (12-1-20)
C:	19 vs. Redlands (2-13-19)
Rebounds	
S:	0
C:	4, Two Times
Assists	
S:	1 vs. Oakland (12-1-20)
C:	5 vs. UC Santa Cruz (1-26-19)
Steals	
S:	0
C:	2 vs. Pacific, Ore. (11-21-19)
Blocked Shots	
S:	0
C:	0
Field Goals Made	
S:	1 vs. Oakland (12-1-20)
C:	6 vs. Redlands (2-13-19)
Field Goal Attempts	
S:	1 vs. Oakland (12-1-20)
C:	12 vs. Pomona-Pitzer (2-9-19)
Three-Pointers Made	
S:	1 vs. Oakland (12-1-20)
C:	5, Two Times
Three-Point Attempts	
S:	1 vs. Oakland (12-1-20)
C:	9, Four Times
Free Throws Made	
S:	0
C:	5, Three Times
Free Throw Attempts	
S:	0
C:	6, Two Times
Minutes	
S:	3 vs. Oakland (12-1-20)
C:	36 vs. Redlands (1-9-19)

#4 | EMMANUEL DOWUONA


Points	
S:	0
C:	4 vs. Chicago State (11-16-19)
Rebounds	
S:	0
C:	3 vs. Central Michigan (12-28-19)
Assists	
S:	0
C:	1 vs. Central Michigan (12-28-19)
Steals	
S:	0
C:	1 vs. Chicago State (11-16-19)
Blocked Shots	
S:	0
C:	2 vs. Chicago State (11-16-19)
Field Goals Made	
S:	0
C:	2 vs. Chicago State (11-16-19)
Field Goal Attempts	
S:	0
C:	4 vs. Jacksonville State (11-23-19)
Three-Pointers Made	
S:	0
C:	0
Three-Point Attempts	
S:	0
C:	0
Free Throws Made	
S:	0
C:	0
Free Throw Attempts	
S:	0
C:	0
Minutes	
S:	0
C:	9 vs. Chicago State (11-16-19)

#15 | ZACH EDEY

Points	
S:	19 vs. Liberty (11-25-20)
C:	19 vs. Liberty (11-25-20)
Rebounds	
S:	8 vs. Clemson (11-26-20)
C:	8 vs. Clemson (11-26-20)
Assists	
S:	1 vs. Miami (12-8-20)
C:	1 vs. Miami (12-8-20)
Steals	
S:	1, Two Times
C:	1, Two Times
Blocked Shots	
S:	2, Three Times
C:	2, Three Times
Field Goals Made	
S:	9 vs. Liberty (11-25-20)
C:	9 vs. Liberty (11-25-20)
Field Goal Attempts	
S:	10 vs. Liberty (11-25-20)
C:	10 vs. Liberty (11-25-20)
Three-Pointers Made	
S:	0
C:	0
Three-Point Attempts	
S:	0
C:	0
Free Throws Made	
S:	5, Three Times
C:	5, Three Times
Free Throw Attempts	
S:	7 vs. Clemson (11-26-20)
C:	7 vs. Clemson (11-26-20)
Minutes	
S:	21 vs. Clemson (11-26-20)
C:	21 vs. Clemson (11-26-20)

GAME 10 // PURDUE vs. MARYLAND // DECEMBER 25, 2020

SEASON / CAREER HIGHS			
#21 MATT FROST			
Points			
S:	3 vs. Oakland (12-1-20)		
C:	3 vs. Oakland (12-1-20)		
Rebounds			
S:	0		
C:	1 vs. [8] Michigan State (1-12-20)		
Assists			
S:	1 vs. Oakland (12-1-20)		
C:	1 vs. Oakland (12-1-20)		
Steals			
S:	0		
C:	0		
Blocked Shots			
S:	0		
C:	0		
Field Goals Made			
S:	1 vs. Oakland (12-1-20)		
C:	1, Two Times		
Field Goal Attempts			
S:	1 vs. Oakland (12-1-20)		
C:	2 vs. Central Michigan (12-28-19)		
Three-Pointers Made			
S:	1 vs. Oakland (12-1-20)		
C:	1 vs. Oakland (12-1-20)		
Three-Point Attempts			
S:	1 vs. Oakland (12-1-20)		
C:	1, Two Times		
Free Throws Made			
S:	0		
C:	0		
Free Throw Attempts			
S:	0		
C:	0		
Minutes			
S:	3 vs. Oakland (12-1-20)		
C:	4 vs. Central Michigan (12-28-19)		
#34 CARSON BARRETT			
Points			
S:	0		
C:	0		
Rebounds			
S:	0		
C:	0		
Assists			
S:	0		
C:	0		
Steals			
S:	0		
C:	0		
Blocked Shots			
S:	0		
C:	0		
Field Goals Made			
S:	0		
C:	0		
Field Goal Attempts			
S:	0		
C:	0		
Three-Pointers Made			
S:	0		
C:	0		
Three-Point Attempts			
S:	0		
C:	0		
Free Throws Made			
S:	0		
C:	0		
Free Throw Attempts			
S:	0		
C:	0		
Minutes			
S:	0		
C:	0		
#22 CHASE MARTIN			
Points			
S:	0		
C:	0		
Rebounds			
S:	0		
C:	0		
Assists			
S:	0		
C:	0		
Steals			
S:	0		
C:	0		
Blocked Shots			
S:	0		
C:	0		
Field Goals Made			
S:	0		
C:	0		
Field Goal Attempts			
S:	0		
C:	0		
Three-Pointers Made			
S:	0		
C:	0		
Three-Point Attempts			
S:	1 vs. Oakland (12-1-20)		
C:	1 vs. Oakland (12-1-20)		
Free Throws Made			
S:	0		
C:	0		
Free Throw Attempts			
S:	0		
C:	0		
Minutes			
S:	3 vs. Oakland (12-1-20)		
C:	3 vs. Oakland (12-1-20)		
#23 JADEN IVEY			
Points			
S:	12 vs. Liberty (11-25-20)		
C:	12 vs. Liberty (11-25-20)		
Rebounds			
S:	3 vs. Notre Dame (12-19-20)		
C:	3 vs. Notre Dame (12-19-20)		
Assists			
S:	1, Two Times		
C:	1, Two Times		
Steals			
S:	1, Two Times		
C:	1, Two Times		
Blocked Shots			
S:	0		
C:	0		
Field Goals Made			
S:	5 vs. Liberty (11-25-20)		
C:	5 vs. Liberty (11-25-20)		
Field Goal Attempts			
S:	7, Two Times		
C:	7, Two Times		
Three-Pointers Made			
S:	1 vs. Liberty (11-25-20)		
C:	1 vs. Liberty (11-25-20)		
Three-Point Attempts			
S:	4 vs. [20] Ohio State (12-16-20)		
C:	4 vs. [20] Ohio State (12-16-20)		
Free Throws Made			
S:	1 vs. Liberty (11-25-20)		
C:	1 vs. Liberty (11-25-20)		
Free Throw Attempts			
S:	3 vs. Liberty (11-25-20)		
C:	3 vs. Liberty (11-25-20)		
Minutes			
S:	17 vs. Liberty (11-25-20)		
C:	17 vs. Liberty (11-25-20)		
#25 ETHAN MORTON			
Points			
S:	5 vs. Valparaiso (12-4-20)		
C:	5 vs. Valparaiso (12-4-20)		
Rebounds			
S:	2, Two Times		
C:	2, Two Times		
Assists			
S:	6 vs. Oakland (12-1-20)		
C:	6 vs. Oakland (12-1-20)		
Steals			
S:	1 vs. Oakland (12-1-20)		
C:	1 vs. Oakland (12-1-20)		
Blocked Shots			
S:	0		
C:	0		
Field Goals Made			
S:	2 vs. Valparaiso (12-4-20)		
C:	2 vs. Valparaiso (12-4-20)		
Field Goal Attempts			
S:	5 vs. Valparaiso (12-4-20)		
C:	5 vs. Valparaiso (12-4-20)		
Three-Pointers Made			
S:	1, Two Times		
C:	1, Two Times		
Three-Point Attempts			
S:	4 vs. Valparaiso (12-4-20)		
C:	4 vs. Valparaiso (12-4-20)		
Free Throws Made			
S:	0		
C:	0		
Free Throw Attempts			
S:	0		
C:	0		
Minutes			
S:	25 vs. Clemson (11-26-20)		
C:	25 vs. Clemson (11-26-20)		
#50 TREVION WILLIAMS			
Points			
S:	30 vs. Indiana State (12-12-20)		
C:	36 vs. [19] Michigan (1-9-20)		
Rebounds			
S:	14 vs. Oakland (12-1-20)		
C:	20 vs. [19] Michigan (1-9-20)		
Assists			
S:	8 vs. [20] Ohio State (12-16-20)		
C:	8 vs. [20] Ohio State (12-16-20)		
Steals			
S:	2 vs. Miami (12-8-20)		
C:	4 vs. [17] Butler (12-21-19)		
Blocked Shots			
S:	3 vs. [4] Iowa (12-22-20)		
C:	3 vs. [4] Iowa (12-22-20)		
Field Goals Made			
S:	13 vs. Indiana State (12-12-20)		
C:	16 vs. [19] Michigan (1-9-20)		
Field Goal Attempts			
S:	18 vs. Indiana State (12-12-20)		
C:	28 vs. [19] Michigan (1-9-20)		
Three-Pointers Made			
S:	0		
C:	1, Three Times		
Three-Point Attempts			
S:	1 vs. Valparaiso (12-4-20)		
C:	2 vs. Ohio State (2-15-20)		
Free Throws Made			
S:	4, Two Times		
C:	4, Three Times		
Free Throw Attempts			
S:	9 vs. Valparaiso (12-4-20)		
C:	9 vs. Valparaiso (12-4-20)		
Minutes			
S:	29, Three Times		
C:	44 vs. [19] Michigan (1-9-20)		
#55 SASHA STEFANOVIC			
Points			
S:	20 vs. Oakland (12-1-20)		
C:	23 vs. Central Michigan (12-28-19)		
Rebounds			
S:	5 vs. Miami (12-8-20)		
C:	8 vs. [17] Maryland (1-18-20)		
Assists			
S:	7 vs. Oakland (12-1-20)		
C:	7 vs. Oakland (12-1-20)		
Steals			
S:	1, Four Times		
C:	4 vs. [5] Virginia (12-4-19)		
Blocked Shots			
S:	1 vs. Notre Dame (12-19-20)		
C:	3 vs. [8] Michigan State (1-12-20)		
Field Goals Made			
S:	6, Two Times		
C:	8 vs. Central Michigan (12-28-19)		
Field Goal Attempts			
S:	9, Two Times		
C:	13 vs. Central Michigan (12-28-19)		
Three-Pointers Made			
S:	6 vs. Oakland (12-1-20)		
C:	7 vs. Central Michigan (12-28-19)		
Three-Point Attempts			
S:	9, Two Times		
C:	10, Two Times		
Free Throws Made			
S:	7 vs. Valparaiso (12-4-20)		
C:	7 vs. Valparaiso (12-4-20)		
Free Throw Attempts			
S:	9 vs. Valparaiso (12-4-20)		
C:	9 vs. Valparaiso (12-4-20)		
Minutes			
S:	37 vs. [20] Ohio State (12-16-20)		
C:	46 vs. Minnesota (1-2-20)		

<div></div>	<div>PURDUE BOILERMAKERS</div> <div>2020-21 Record: 6-3 (1-1 Big Ten) AP Ranking: RV Streak: Loss-1</div> <div>Scoring Offense: 72.4 Scoring Defense: 65.6 Scoring Margin: +6.9</div> <div>Field Goal Pct.: 466 Field Goal Pct. Defense: 413 3-Pt. Percentage: 380</div> <div>Rebound Margin: +8.4 Turnover Margin: -1.4</div>										<div>• Purdue is one of four schools (Gonzaga, Kentucky, Michigan) to make three straight Sweet 16 appearances.</div> <div>• Head coach Matt Painter won his 50th game at Purdue against ranked teams; 20-20 vs. ranked teams since 2016-17.</div> <div>• Purdue averages 77.0 PPG at Mackey Arena (4-0 record); Boilermakers average 54.5 PPG in true road games (0-2 record).</div> <div>• Matt Painter will tie Ward "Piggy" Lambert for 2nd on the Purdue games coached list on Jan. 2, vs. Illinois (523 games).</div> <div>• Purdue is looking for its 50th home win against Big Ten teams since the start of the 2014-15 season (league-best 49-9).</div> <div>• Purdue's next four games away from home are Rutgers, Illinois, Michigan State and Indiana – three ranked teams & rival.</div>																											
	<div>#0 Mason Gillis R-Fr. Forward</div> <div>6-6 230 New Castle, Ind. New Castle</div> <table><tr><th>GP / GS</th><th>PPG</th><th>RPG</th><th>APG</th><th>Blks.</th><th>Stls.</th><th>FG %</th><th>3P %</th><th>FT %</th></tr><tr><td>9 / 3</td><td>6.1</td><td>3.0</td><td>1.2</td><td>1</td><td>5</td><td>.595</td><td>.444</td><td>3-4</td></tr></table>										GP / GS	PPG	RPG	APG	Blks.	Stls.	FG %	3P %	FT %	9 / 3	6.1	3.0	1.2	1	5	.595	.444	3-4	<div>LAST: 7 points, 2 rebs, 2 asts in the loss to Iowa.</div> <div>• Big Ten Freshman of the Week (Dec. 21): 9.0 PPG, 4.5 RPG, 7-7 FGs.</div> <div>• Avg. 7.8 PPG, 4.0 RPG, 1.8 APG over last 5 gms. (16-24 FGs, 5-9 3Ps).</div> <div>• Had made 13 straight FGAs, before missing vs. Iowa (2nd-long, in Purdue hist.).</div> <div>• Sister, Lauryn, played volleyball at USC and Wisconsin, where she ended career.</div>									
	GP / GS	PPG	RPG	APG	Blks.	Stls.	FG %	3P %	FT %																													
	9 / 3	6.1	3.0	1.2	1	5	.595	.444	3-4																													
	<div>#1 Aaron Wheeler Jr. Forward</div> <div>6-9 205 Stamford, Conn. Brewster Academy (N.H.)</div> <table><tr><th>GP / GS</th><th>PPG</th><th>RPG</th><th>APG</th><th>Blks.</th><th>Stls.</th><th>FG %</th><th>3P %</th><th>FT %</th></tr><tr><td>9 / 5</td><td>5.0</td><td>6.0</td><td>1.8</td><td>7</td><td>8</td><td>.400</td><td>.240</td><td>3-5</td></tr></table>										GP / GS	PPG	RPG	APG	Blks.	Stls.	FG %	3P %	FT %	9 / 5	5.0	6.0	1.8	7	8	.400	.240	3-5	<div>LAST: 5 points, 2 rebs, 1 ast, 1 stl in the loss to Iowa.</div> <div>• Played well off bench last 4 games; 22 pts, 28 rebs, 4 blks, 4 stls in 76 mins.</div> <div>• Avg. 5.5 PPG, 7.0 RPG, 1.3 APG, 1.0 BPG in last 4 games (8-16 FGs, 3-10 3Ps).</div> <div>• Good, efficient effort in opener vs. Liberty (10 pts, 5 rebs, 4 asts, 2-3 3Ps).</div> <div>• Had a strong freshman season (4.7 PPG, 3.0 RPG, 31-85 3Ps).</div>									
	GP / GS	PPG	RPG	APG	Blks.	Stls.	FG %	3P %	FT %																													
	9 / 5	5.0	6.0	1.8	7	8	.400	.240	3-5																													
	<div>#2 Eric Hunter Jr. Jr. Guard</div> <div>6-4 170 Indianapolis, Ind. Tindley Prep</div> <table><tr><th>GP / GS</th><th>PPG</th><th>RPG</th><th>APG</th><th>Blks.</th><th>Stls.</th><th>FG %</th><th>3P %</th><th>FT %</th></tr><tr><td>5 / 4</td><td>12.2</td><td>2.2</td><td>4.0</td><td>0</td><td>8</td><td>.379</td><td>.304</td><td>10-11</td></tr></table>										GP / GS	PPG	RPG	APG	Blks.	Stls.	FG %	3P %	FT %	5 / 4	12.2	2.2	4.0	0	8	.379	.304	10-11	<div>LAST: 4 points, 5 asts, 2 rebs, 1 stl in the loss to Iowa.</div> <div>• Streak of 4 games of 10+ points ended vs. Iowa (avg. 14.3 PPG in prev. 4).</div> <div>• Avg. 11.0 PPG, 3.5 RPG, 6.5 APG over the last two games.</div> <div>• Purdue is 12-4 when he leads team in assists; 17-9 when he scores 10+ pts.</div> <div>• One of five returning Big Ten players to avg. 10.0 PPG, 3.0 RPG, 2.5 APG last yr.</div>									
	GP / GS	PPG	RPG	APG	Blks.	Stls.	FG %	3P %	FT %																													
	5 / 4	12.2	2.2	4.0	0	8	.379	.304	10-11																													
<div>#4 Emmanuel Dowuona So. Center (doo-wanna)</div> <div>6-10 245 Miami, Fla. Westwood Christian</div> <table><tr><th>GP / GS</th><th>PPG</th><th>RPG</th><th>APG</th><th>Blks.</th><th>Stls.</th><th>FG %</th><th>3P %</th><th>FT %</th></tr><tr><td>0 / 0</td><td>---</td><td>---</td><td>---</td><td>---</td><td>---</td><td>---</td><td>---</td><td>---</td></tr></table>										GP / GS	PPG	RPG	APG	Blks.	Stls.	FG %	3P %	FT %	0 / 0	---	---	---	---	---	---	---	---	<div>LAST: Has not played yet this season.</div> <div>• Has missed the start of the season due to respiratory issues.</div> <div>• Very athletic player that will provide depth off the bench.</div> <div>• Three of his six career field goals are dunks.</div> <div>• Brother, Ebenezer, is a freshman on N.C. State basketball team.</div>										
GP / GS	PPG	RPG	APG	Blks.	Stls.	FG %	3P %	FT %																														
0 / 0	---	---	---	---	---	---	---	---																														
<div>#5 Brandon Newman R-Fr. Guard</div> <div>6-5 195 Valparaiso, Ind. Valparaiso</div> <table><tr><th>GP / GS</th><th>PPG</th><th>RPG</th><th>APG</th><th>Blks.</th><th>Stls.</th><th>FG %</th><th>3P %</th><th>FT %</th></tr><tr><td>9 / 9</td><td>9.3</td><td>3.9</td><td>2.2</td><td>2</td><td>9</td><td>.431</td><td>.432</td><td>6-7</td></tr></table>										GP / GS	PPG	RPG	APG	Blks.	Stls.	FG %	3P %	FT %	9 / 9	9.3	3.9	2.2	2	9	.431	.432	6-7	<div>LAST: 11 points, 8 rebs, 2 asts, 1 stl in the loss to Iowa.</div> <div>• Avg. 6.3 PPG last 6 games (14-38 FGs); 15.3 PPG first 3 games (17-34 FGs).</div> <div>• Ranks 6th among Big Ten freshmen in scoring (9.3 PPG); 1st in 3PM (16).</div> <div>• Finished 2nd in 2019 Indiana Mr. Basketball voting.</div> <div>• Avg. 27.2 PPG, 8.8 RPG & 2.5 SPG while shooting almost 40 % from deep (Sr. yr.).</div>										
GP / GS	PPG	RPG	APG	Blks.	Stls.	FG %	3P %	FT %																														
9 / 9	9.3	3.9	2.2	2	9	.431	.432	6-7																														
<div>#11 Isaiah Thompson So. Guard</div> <div>6-1 160 Zionsville, Ind. Zionsville</div> <table><tr><th>GP / GS</th><th>PPG</th><th>RPG</th><th>APG</th><th>Blks.</th><th>Stls.</th><th>FG %</th><th>3P %</th><th>FT %</th></tr><tr><td>9 / 5</td><td>5.3</td><td>1.8</td><td>1.8</td><td>0</td><td>4</td><td>.389</td><td>.375</td><td>.786</td></tr></table>										GP / GS	PPG	RPG	APG	Blks.	Stls.	FG %	3P %	FT %	9 / 5	5.3	1.8	1.8	0	4	.389	.375	.786	<div>LAST: 3 points, 4 rebs, 1 ast, 1 stl in the loss to Iowa.</div> <div>• Over last 23 games dating to last year, is 28-of-72 (.389) from long range.</div> <div>• Avg. 1.2 PPG, 1.0 APG, 1.8 RPG over last five games (2-9 3Ps); 10.5 PPG in prev. 4).</div> <div>• Finished last year 8th on the Purdue 3PM list by freshmen (36).</div> <div>• Brother, P.J., is a grad asst. at Purdue; 3-year starter from 2016-18 at Purdue.</div>										
GP / GS	PPG	RPG	APG	Blks.	Stls.	FG %	3P %	FT %																														
9 / 5	5.3	1.8	1.8	0	4	.389	.375	.786																														
<div>#14 Jared Wulbrun So. Guard</div> <div>5-10 185 Stanford, Calif. Palo Alto Cal Lutheran</div> <table><tr><th>GP / GS</th><th>PPG</th><th>RPG</th><th>APG</th><th>Blks.</th><th>Stls.</th><th>FG %</th><th>3P %</th><th>FT %</th></tr><tr><td>1 / 0</td><td>3.0</td><td>0.0</td><td>1.0</td><td>0</td><td>0</td><td>1-1</td><td>1-1</td><td>0-0</td></tr></table>										GP / GS	PPG	RPG	APG	Blks.	Stls.	FG %	3P %	FT %	1 / 0	3.0	0.0	1.0	0	0	1-1	1-1	0-0	<div>LAST: Did not play in the loss to Iowa.</div> <div>• Made 2nd career 3-pointer (at Purdue) in the win over Oakland.</div> <div>• A strong shooter, Wulbrun is a walk-on transfer from Cal Lutheran.</div> <div>• As a freshman at Cal Lutheran, avg. 6.6 PPG with 4.3 3-pointers.</div> <div>• Father, Jeff, is the associate head coach at Stanford University.</div>										
GP / GS	PPG	RPG	APG	Blks.	Stls.	FG %	3P %	FT %																														
1 / 0	3.0	0.0	1.0	0	0	1-1	1-1	0-0																														
<div>#15 Zach Edey Fr. Center (e-Dee)</div> <div>7-4 285 Toronto, Canada IMG Academy (Fla.)</div> <table><tr><th>GP / GS</th><th>PPG</th><th>RPG</th><th>APG</th><th>Blks.</th><th>Stls.</th><th>FG %</th><th>3P %</th><th>FT %</th></tr><tr><td>9 / 2</td><td>10.3</td><td>3.9</td><td>0.2</td><td>7</td><td>2</td><td>.667</td><td>0-0</td><td>.735</td></tr></table>										GP / GS	PPG	RPG	APG	Blks.	Stls.	FG %	3P %	FT %	9 / 2	10.3	3.9	0.2	7	2	.667	0-0	.735	<div>LAST: 3 points, 1 reb, 1 ast, 1 stl in the loss to Iowa.</div> <div>• Big Ten Co-Freshman of the Week (Nov.30): 18.0 PPG, 6.5 RPG, 15-18 FGs.</div> <div>• Per 40 minutes, is averaging 28.8 points and 10.9 rebounds.</div> <div>• Avg. 4.3 PPG, 3.0 RPG last 3 games (4-11 FGs); 13.3 PPG (30-40 FGs) first 6 gms.</div> <div>• Played hockey & baseball in Canada, before learning to play BB about 3 yrs. ago.</div>										
GP / GS	PPG	RPG	APG	Blks.	Stls.	FG %	3P %	FT %																														
9 / 2	10.3	3.9	0.2	7	2	.667	0-0	.735																														
<div>#21 Matt Frost So. Forward</div> <div>6-5 200 Columbus, Ind. Columbus East</div> <table><tr><th>GP / GS</th><th>PPG</th><th>RPG</th><th>APG</th><th>Blks.</th><th>Stls.</th><th>FG %</th><th>3P %</th><th>FT %</th></tr><tr><td>1 / 0</td><td>3.0</td><td>0.0</td><td>1.0</td><td>0</td><td>0</td><td>1-1</td><td>1-1</td><td>0-0</td></tr></table>										GP / GS	PPG	RPG	APG	Blks.	Stls.	FG %	3P %	FT %	1 / 0	3.0	0.0	1.0	0	0	1-1	1-1	0-0	<div>LAST: Did not play in the loss to Iowa.</div> <div>• Made his first career 3-pointer in the win over Oakland.</div> <div>• Avg. 14.2 PPG, 6.2 RPG and 1.9 APG as a senior at Columbus East.</div> <div>• The Republic Boys Basketball Player of the Year; first-team all-conference.</div> <div>• Family includes 11 Purdue alums, including brother Kyle – current student.</div>										
GP / GS	PPG	RPG	APG	Blks.	Stls.	FG %	3P %	FT %																														
1 / 0	3.0	0.0	1.0	0	0	1-1	1-1	0-0																														
<div>#22 Chase Martin Fr. Guard</div> <div>6-3 195 Columbia, Mo. Tolton</div> <table><tr><th>GP / GS</th><th>PPG</th><th>RPG</th><th>APG</th><th>Blks.</th><th>Stls.</th><th>FG %</th><th>3P %</th><th>FT %</th></tr><tr><td>1 / 0</td><td>0.0</td><td>0.0</td><td>0.0</td><td>0</td><td>0</td><td>0-1</td><td>0-1</td><td>---</td></tr></table>										GP / GS	PPG	RPG	APG	Blks.	Stls.	FG %	3P %	FT %	1 / 0	0.0	0.0	0.0	0	0	0-1	0-1	---	<div>LAST: Did not play in the loss to Iowa.</div> <div>• Saw first career action in the win over Oakland.</div> <div>• Named All-Conference and All-District as a senior at Tolton.</div> <div>• Was class valedictorian at Tolton.</div> <div>• Father, Cuozzo, is the head coach at Missouri; former teammate of Painter.</div>										
GP / GS	PPG	RPG	APG	Blks.	Stls.	FG %	3P %	FT %																														
1 / 0	0.0	0.0	0.0	0	0	0-1	0-1	---																														
<div>#23 Jaden Ivey Fr. Guard (jay-den Ivy)</div> <div>6-4 200 South Bend, Ind. La Lumiere Prep</div> <table><tr><th>GP / GS</th><th>PPG</th><th>RPG</th><th>APG</th><th>Blks.</th><th>Stls.</th><th>FG %</th><th>3P %</th><th>FT %</th></tr><tr><td>4 / 0</td><td>5.0</td><td>1.3</td><td>0.5</td><td>0</td><td>2</td><td>9-23</td><td>1-9</td><td>1-3</td></tr></table>										GP / GS	PPG	RPG	APG	Blks.	Stls.	FG %	3P %	FT %	4 / 0	5.0	1.3	0.5	0	2	9-23	1-9	1-3	<div>LAST: 1 assist in the loss to Iowa.</div> <div>• Strong opener vs. Liberty (12 points, 1 reb, 5-of-7 FGs in 17 minutes).</div> <div>• Missed 5 games with foot injury; 3 games since return (2.7 PPG, 4-16 FGs).</div> <div>• Avg. over 25 PPG as a junior (40+ % from 3P range) at Marian HS.</div> <div>• Mother, Niele, is the WBB coach at Notre Dame; asst. with Grizzlies for a yr.</div>										
GP / GS	PPG	RPG	APG	Blks.	Stls.	FG %	3P %	FT %																														
4 / 0	5.0	1.3	0.5	0	2	9-23	1-9	1-3																														
<div>#25 Ethan Morton Fr. Guard</div> <div>6-6 215 Butler, Pa. Butler</div> <table><tr><th>GP / GS</th><th>PPG</th><th>RPG</th><th>APG</th><th>Blks.</th><th>Stls.</th><th>FG %</th><th>3P %</th><th>FT %</th></tr><tr><td>9 / 0</td><td>0.9</td><td>0.9</td><td>1.8</td><td>1</td><td>1</td><td>3-12</td><td>2-9</td><td>0-0</td></tr></table>										GP / GS	PPG	RPG	APG	Blks.	Stls.	FG %	3P %	FT %	9 / 0	0.9	0.9	1.8	1	1	3-12	2-9	0-0	<div>LAST: Did not record any statistics in the loss to Iowa.</div> <div>• Avg. 4.3 APG in first three games; avg. 0.6 APG in last five games.</div> <div>• Has struggled w/ turnovers (11 in 112 mins); missed sig. time in preseason.</div> <div>• Named Pennsylvania Gatorade POY and Mr. Basketball following SR year.</div> <div>• Active w/ USA Basketball; helped U18 3-on-3 team to World title (2019).</div>										
GP / GS	PPG	RPG	APG	Blks.	Stls.	FG %	3P %	FT %																														
9 / 0	0.9	0.9	1.8	1	1	3-12	2-9	0-0																														
<div>#34 Carson Barrett Fr. Forward</div> <div>6-5 215 Lafayette, Ind. Lafayette Central Catholic</div> <table><tr><th>GP / GS</th><th>PPG</th><th>RPG</th><th>APG</th><th>Blks.</th><th>Stls.</th><th>FG %</th><th>3P %</th><th>FT %</th></tr><tr><td>0 / 0</td><td>---</td><td>---</td><td>---</td><td>---</td><td>---</td><td>---</td><td>---</td><td>---</td></tr></table>										GP / GS	PPG	RPG	APG	Blks.	Stls.	FG %	3P %	FT %	0 / 0	---	---	---	---	---	---	---	---	<div>LAST: Has not played yet this season.</div> <div>• Led Lafayette CC to Hoosier Conf. title as SR; 18.1 PPG, 10.2 RPG, 6.5 APG.</div> <div>• Finished career as Central Catholic's all-time leader in PTS and ASTS.</div> <div>• Excelled on the baseball diamond as well (3-yr. starter; .368 BA).</div> <div>• Father, Dave, was HS head coach; Played at Purdue from 1988-91.</div>										
GP / GS	PPG	RPG	APG	Blks.	Stls.	FG %	3P %	FT %																														
0 / 0	---	---	---	---	---	---	---	---																														
<div>#50 Trevion Williams So. Forward (tray-vee-on)</div> <div>6-10 265 Chicago, Ill. Henry Ford (Mich.)</div> <table><tr><th>GP / GS</th><th>PPG</th><th>RPG</th><th>APG</th><th>Blks.</th><th>Stls.</th><th>FG %</th><th>3P %</th><th>FT %</th></tr><tr><td>9 / 7</td><td>13.8</td><td>9.7</td><td>2.7</td><td>6</td><td>6</td><td>.495</td><td>0-1</td><td>.483</td></tr></table>										GP / GS	PPG	RPG	APG	Blks.	Stls.	FG %	3P %	FT %	9 / 7	13.8	9.7	2.7	6	6	.495	0-1	.483	<div>LAST: 14 points, 9 rebs, 3 blks, 1 ast in the loss to Iowa.</div> <div>• Avg. 18.5 PPG, 9.0 RPG, 3.8 APG in last 4 games (33-56 FGs); 26.5 MPG.</div> <div>• One of four players this year with a 30-point, 11-reb, 2-assist game.</div> <div>• Avg. 22.1 PPG, 15.5 RPG, 4.3 APG per 40 minutes.</div> <div>• Lone player in the country last year with a 30-20 game (36-20 vs. Michigan).</div>										
GP / GS	PPG	RPG	APG	Blks.	Stls.	FG %	3P %	FT %																														
9 / 7	13.8	9.7	2.7	6	6	.495	0-1	.483																														
<div>#55 Sasha Stefanovic So. Guard (steph-On-uh-vitch)</div> <div>6-5 200 Crown Point, Ind. Crown Point</div> <table><tr><th>GP / GS</th><th>PPG</th><th>RPG</th><th>APG</th><th>Blks.</th><th>Stls.</th><th>FG %</th><th>3P %</th><th>FT %</th></tr><tr><td>9 / 9</td><td>12.0</td><td>2.8</td><td>3.1</td><td>1</td><td>4</td><td>.476</td><td>.500</td><td>.800</td></tr></table>										GP / GS	PPG	RPG	APG	Blks.	Stls.	FG %	3P %	FT %	9 / 9	12.0	2.8	3.1	1	4	.476	.500	.800	<div>LAST: 8 points, 4 rebs, 3 asts, 1 stl in the loss to Iowa.</div> <div>• 1-of-5 players nationally to have 20 pts, 7 asts, 0 TOs in game (Oakland).</div> <div>• Avg. 15.3 PPG at home (15-30 3Ps); avg. 6.0 PPG on road (3-10 3Ps).</div> <div>• Ranks 2nd in the Big Ten in 3PM / Game (3.1) and 3pt pct. (.520).</div> <div>• Father, Lou, was selected by Seattle in the 1985 NBA Draft (5th round).</div>										
GP / GS	PPG	RPG	APG	Blks.	Stls.	FG %	3P %	FT %																														
9 / 9	12.0	2.8	3.1	1	4	.476	.500	.800																														
<div>MEDIA</div> <div>Web: PurdueSports.com</div> <div>Twitter: @BoilerBall / @PurdueMBBStats</div> <div>Contact: Chris Forman</div> <div>Email: cforman@purdue.edu</div> <div>Office: 765-494-3201</div> <div>Cell: 413-687-4590</div> <div>Twitter: @Forman</div>										<div>CAREER HIGHS</div> <div>P: 12 Notre Dame (12-19-20)</div> <div>R: 9 Notre Dame (12-19-20)</div> <div>A: 3 Miami (12-8-20)</div> <div>M: 29 [4] Iowa (12-22-20)</div>																												
<div>CAREER HIGHS</div> <div>P: 15 [23] Maryland (12-6-18)</div> <div>R: 13 Indiana State (12-12-20)</div> <div>A: 5 Marquette (11-13-19)</div> <div>M: 34 Texas (11-9-19)</div>										<div>CAREER HIGHS</div> <div>P: 19 [18] Iowa (3-3-20)</div> <div>R: 7 Four Times</div> <div>A: 8 Notre Dame (12-19-20)</div> <div>M: 47 [19] Michigan (1-9-20)</div>																												
<div>CAREER HIGHS</div> <div>P: 4 Chicago State (11-16-19)</div> <div>R: 3 Central Michigan (12-28-19)</div> <div>A: 1 Central Michigan (12-28-19)</div> <div>M: 9 Chicago State (11-16-19)</div>										<div>CAREER HIGHS</div> <div>P: 21 Oakland (12-1-20)</div> <div>R: 8 [4] Iowa (12-22-20)</div> <div>A: 4 Notre Dame (12-19-20)</div> <div>M: 37 Clemson (11-26-20)</div>																												
<div>CAREER HIGHS</div> <div>P: 17 Chicago State (11-16-19)</div> <div>R: 4 Two Times</div> <div>A: 6 Oakland (12-1-20)</div> <div>M: 40 [19] Michigan (1-9-20)</div>										<div>CAREER HIGHS</div> <div>P: 19 Redlands (2-13-19)</div> <div>R: 4 Two Times</div> <div>A: 5 UC Santa Cruz (1-26-19)</div> <div>M: 36 Redlands (1-9-19)</div>																												
<div>CAREER HIGHS</div> <div>P: 19 Liberty (11-25-20)</div> <div>R: 8 Clemson (11-26-20)</div> <div>B: 2 Two Times</div> <div>M: 21 Clemson (11-26-20)</div>										<div>CAREER HIGHS</div> <div>P: 3 Oakland (12-1-20)</div> <div>R: 1 [18] Michigan St. (1-12-20)</div> <div>A: 1 Oakland (12-1-20)</div> <div>M: 4 Central Michigan (12-28-19)</div>																												
<div>CAREER HIGHS</div> <div>P: 0</div> <div>R: 0</div> <div>A: 0</div> <div>M: 3 Oakland (12-1-20)</div>										<div>CAREER HIGHS</div> <div>P: 12 Liberty (11-25-20)</div> <div>R: 3 Notre Dame (12-19-20)</div> <div>A: 1 Notre Dame (12-19-20)</div> <div>M: 17 Liberty (11-25-20)</div>																												
<div>CAREER HIGHS</div> <div>P: 5 Valparaiso (12-4-20)</div> <div>R: 2 Two Times</div> <div>A: 6 Oakland (12-1-20)</div> <div>M: 25 Clemson (11-25-20)</div>										<div>CAREER HIGHS</div> <div>P: 0</div> <div>R: 0</div> <div>A: 0</div> <div>M: 0</div>																												
<div>CAREER HIGHS</div> <div>P: 36 [19] Michigan (1-9-20)</div> <div>R: 20 [19] Michigan (1-9-20)</div> <div>A: 8 [20] Ohio State (12-16-16)</div> <div>M: 44 [19] Michigan (1-9-20)</div>										<div>CAREER HIGHS</div> <div>P: 23 Central Michigan (12-28-19)</div> <div>R: 8 [17] Maryland (1-18-20)</div> <div>A: 7 Oakland (12-1-20)</div> <div>M: 46 Minnesota (1-2-20)</div>																												

@BoilerBall | PURDUESPORTS.COM