

PURDUE BOILERMAKERS

2021-22 BASKETBALL GAME NOTES

MBB Contact: Chris Forman ► Email: cforman@purdue.edu ► Office: 765.494.3201 ► Cell: 413.687.4590 ► Address: 900 John Wooden Drive, West Lafayette, IN 47907

GAME 26 // PURDUE LOOKS TO BOUNCE BACK AGAINST MARYLAND



[3 / 3] PURDUE (21-4 / 10-4 BIG TEN) vs. MARYLAND (11-13 / 3-10 BIG TEN)

Sunday, February 13, 2022 • 1 p.m. ET • West Lafayette, Ind. / Mackey Arena (14,804 / SOLD OUT)

TELEVISION: CBS (Spero Dedes, Clark Kellogg) | Satellite Radio (SIRIUS 84, XM 84, SXM App 84)

RADIO: 22 stations on the Purdue Radio Network and on Varsity Sports Network (online); Rob Blackman and Bobby Riddell.

LIVE STATS: PurdueStats.com // SOCIAL MEDIA: @BoilerBall on Twitter, Instagram and Facebook

	Record	21-4	VS.	Record	11-13	
	Big Ten	10-4		Big Ten	3-10	
	Home	13-1		Home	7-8	
	Away	4-3		Away	2-4	
	Neutral	4-0		Neutral	2-1	
	Streak	Loss-1		Streak	Loss-4	
	AP / Coaches	3 / 3		AP / Coaches	-- / --	
	NET / KenPom	9 / 10		NET / KenPom	104 / 102	

THE SERIES: Purdue leads, 6-5 // LAST MEETING: Feb. 2, 2021 (Maryland, 61-60) // STREAK: Maryland, win-1

MATT PAINTER

17th season at Purdue (376-188)

18th season overall (401-193)

THE HEAD COACHES

Record at School

Career Record

DANNY MANNING

1st season at Maryland (6-10)

9th season overall (122-150)

THE OPENING TIP

- The No. 3-ranked Purdue Boilermakers look to bounce back from just their fourth loss of the season, hosting Maryland on Super Bowl Sunday on CBS. The two teams have played an incredibly-competitive series as nine of the previous 11 meetings have been decided by single-digits with five of them coming by four or fewer points. This will be the only matchup this season between the squads.
- Purdue enters with a 21-4 mark, while Maryland is 11-13. Purdue is 8-3 in quad-1 games, while Maryland is 3-7 (Florida, Northwestern, Illinois).
- The contest will be televised on CBS with **Spero Dedes** and **Clark Kellogg** on the call. On the radio waves, **Rob Blackman** and **Bobby Riddell** will be courtside on the 22-station Purdue Radio Network and online on the Varsity Sports Network (app). Live stats will be provided on PurdueStats.com and updates will be provided on Purdue's official Twitter account (@BoilerBall).

THE NOTES TO KNOW

- Purdue is 13-1 at home this season and since the start of last season, owns a 24-2 home record (losses to Michigan, Wisconsin).
- Since the 2015-16 season, Purdue is 100 games over .500 (164-64). Purdue is one of 15 teams to accomplish that (two Big Ten teams; MSU).
- Through Friday's games, Purdue's 21 victories rank fourth nationally behind Murray State (23), Auburn (22) and South Dakota State (22).
- Purdue's 24-point loss to Michigan was its largest since a 63-37 setback to Illinois on Jan. 5, 2020. Since Feb. 1, 2021, Purdue had been the only team nationally without a double-digit loss. Since the 2015-16 season, Purdue has lost just three games by 20 or more points.
- Zach Edey** and **Jaden Ivey** were named to the Wooden Award late-season top-20 list. Ivey was tabbed one of 10 finalists for the West Award given to the nation's best shooting guard, while Edey is one of 10 finalists for the Abdul-Jabbar Award given to the nation's top center.
- With the win over Michigan on Feb. 5, Purdue became the first Big Ten program to amass 1,000 conference victories.
- Purdue leads the Big Ten in scoring, field goal percentage, 3-point percentage, 3-pointers, rebound margin and assists.
- Purdue leads the country in offensive efficiency (125.3) and has been held under 1.00 points / possession twice (Indiana, Michigan).
- Purdue has trailed by double-digits in four games this year (Villanova, North Carolina State, Indiana, Michigan) and won two of them.
- In the 2014-15 season, Purdue (101-44) is the only Big Ten program to have won 100 conference games (MSU - 98; Wisconsin - 95).
- In Purdue's four losses, the Boilermakers are averaging 65.0 points per game. In Purdue's 21 wins, it averages 87.0 points per game.
- Purdue has eight players shooting at least 40.0 percent from 3-point range (min. 10 3PA). It would be the most in NCAA history.

2021-22 PURDUE ROSTER (► denotes probable starter)

No.	Name	Yr.	Pos.	Ht.	Wt.	Hometown	GP / GS	PPG	RPG	APG	Other
0	► Mason Gillis	So.	F	6-6	230	New Castle, Ind.	21 / 13	6.8	4.2	0.9	22-25 FTs
1	Brian Waddell	Fr.	F	6-7	180	Carmel, Ind.	0 / 0	--	REDSHIRTING 2021-22 SEASON --		
2	► Eric Hunter Jr.	Sr.	G	6-4	175	Indianapolis, Ind.	25 / 7	5.2	1.6	1.9	18-42 3Ps
3	Caleb Furst	Fr.	C	6-10	230	Fort Wayne, Ind.	24 / 12	4.7	3.8	0.5	BIG FOW (N22)
4	Trey Kaufman-Renn	Fr.	F	6-9	225	Sellersburg, Ind.	0 / 0	--	REDSHIRTING 2021-22 SEASON --		
5	Brandon Newman	So.	G	6-5	200	Valparaiso, Ind.	20 / 1	5.0	2.1	0.7	25 3Ps
11	Isaiah Thompson	Jr.	G	6-1	160	Zionsville, Ind.	25 / 20	5.2	1.1	1.2	32-77 3Ps
14	Jared Wulbrun	Sr.	G	5-10	180	Stanford, Calif.	9 / 0	0.2	0.1	0.0	
15	► Zach Edey	So.	C	7-4	295	Toronto, Ontario	25 / 21	14.6	7.5	1.2	68.1 FG %
21	Matt Frost	Jr.	F	6-5	200	Columbus, Ind.	8 / 0	0.5	0.4	0.0	
22	Chase Martin	So.	G	6-3	180	Columbia, Mo.	8 / 0	0.3	0.3	0.1	
23	► Jaden Ivey	So.	G	6-4	195	South Bend, Ind.	24 / 22	17.7	5.0	3.2	BIG POW (J30)
25	Ethan Morton	So.	G	6-6	215	Butler, Pa.	25 / 0	2.8	1.3	1.7	11-23 3Ps
34	Carson Barrett	So.	G	6-5	215	Lafayette, Ind.	8 / 0	0.5	0.6	0.0	
50	Trevion Williams	Sr.	F	6-10	255	Chicago, Ill.	25 / 4	12.3	7.8	3.1	2X BIG POW
55	► Sasha Stefanovic	Sr.	G	6-5	205	Crown Point, Ind.	25 / 25	11.6	2.6	3.6	64-159 3Ps

2021-22 PURDUE SCHEDULE

Date	P / O	Rank	Opponent	TV	Time/Result
N9	7 / --		Bellarmine	BTN+	W, 96-67
N12	7 / --		Indiana State	BTN	W, 92-67
N16	6 / --		Wright State	BTN	W, 96-52
N20	2	6 / 18	vs. North Carolina	ESPNNews	W, 93-84
N21	2	6 / 5	vs. Villanova	ABC	W, 80-74
N26	3 / --		Omaha	BTN+	W, 97-40
N30	3	2 / --	Florida State	ESPN	W, 93-65
D3	* 2 / RV		Iowa	BTN	W, 77-70
D9	* 1 / --		at Rutgers	BTN	L, 68-70
D12	4	1 / --	vs. North Carolina State	BTN	W, 82-72
D18	5	3 / --	vs. Butler	FOX	W, 77-48
D20	3 / --		Incarnate Word	BTN	W, 79-59
D29	3 / --		Nicholls	BTN	W, 104-90
J3	* 3 / 23		Wisconsin	BTN	L, 69-74
J8	* 3 / --		at Penn State	BTN	W, 74-67
J14	* 7 / --		Nebraska	FS1	W, 92-65
J17	* 4 / 17		at Illinois	FOX	W, 96-88 --
J20	* 4 / RV		at Indiana	FS1	L, 65-68
J23	* 4 / --		Northwestern	BTN	W, 80-60
J27	* 6 / RV		at Iowa	FS1	W, 83-73
J30	* 6 / 16		Ohio State	CBS	W, 81-78
F2	* 4 / --		at Minnesota	BTN	W, 88-73
F5	* 4 / --		Michigan	FOX	W, 82-76
F8	* 3 / 13		Illinois	ESPN	W, 84-68
F10	* 3 / --		at Michigan	ESPN	L, 58-82
F13	* 3 / --		Maryland	CBS	1 p.m.
F16	* -- / --		at Northwestern	BTN	9 p.m.
F20	* -- / --		Rutgers	FS1	5:30 p.m.
F26	* -- / 17		at Michigan State	ESPN / ESPN2	TBA
M1	* -- / 14		at Wisconsin	ESPN / ESPN2	9 p.m.
M5	* -- / RV		Indiana	ESPN / ESPN2	TBA
M9	6	-- / --	Big Ten First Round	BTN	TBA
M10	6	-- / --	Big Ten Second Round	BTN	TBA
M11	6	-- / --	Big Ten Quarterfinals	BTN	TBA
M12	6	-- / --	Big Ten Semifinals	CBS	TBA
M13	6	-- / --	Big Ten Championship	CBS	3:30 p.m.
TBA	7	-- / --	NCAA Tournament		TBA

* Home games played at Mackey Arena in bold.

* All times Eastern and subject to change.

- 1 Denotes Big Ten Conference Game
- 2 Denotes exhibition game (West Lafayette, Ind.)
- 3 Denotes Hall of Fame Tip-off Classic (Uncasville, Conn.)
- 4 Denotes ACC / Big Ten Challenge (West Lafayette, Ind.)
- 5 Denotes Hall of Fame Invitational (Brooklyn, N.Y.)
- 6 Denotes Crossroads Classic (Indianapolis, Ind.)
- 7 Denotes Big Ten Tournament (Indianapolis, Ind.)
- 8 Denotes NCAA Tournament (TBA)

INSIDE THE NUMBERS (Through Feb. 11, 2022)

PURDUE			MARYLAND	
NCAA Rk.	Stats	Category	Stats	NCAA Rk.
5	83.4	Scoring Offense	70.4	201
185	69.2	Scoring Defense	71.1	228
9	+14.2	Scoring Margin	-0.7	177
3	.505	FG Percentage	.427	250
159	.426	FG Pct. Defense	.427	170
3	.405	3-Point Percentage	.329	224
24	9.5	3-Pointers / Game	6.8	227
192	.707	Free Throw Percentage	.753	47
2	+10.4	Rebound Margin	+0.9	177
8	17.6	Assists	11.8	276
58	11.4	Turnovers	12.1	104
8	1.54	Assist / TO Ratio	0.97	211
288	-1.60	Turnover Margin	-1.71	295

#BoilerUp | @BoilerBall | PURDUESPORTS.COM

MEDIA AVAILABILITY (all times Eastern; contact Chris Forman for more information)						
Sunday February 13 ► GAMEDAY • Maryland • CBS • West Lafayette, Ind. • Mackey Arena • 1 p.m.	Monday February 14 • Painter Radio Show (6 p.m.)	Tuesday February 15 • Coach Painter (1:45 p.m.) • Student Athletes (1:45 p.m.)	Wednesday February 16 ► GAMEDAY • Northwestern • BTN • Evanston, Ill. • Welsh-Ryan Arena • 9 p.m. ET / 8 p.m. CT	Thursday February 17 • No availability	Friday February 18 • No availability	Saturday February 19 • Coach Painter (TBA) • Student Athletes (TBA)

<p>THE SERIES WITH THE TERRAPINS</p> <ul style="list-style-type: none"> • Sunday's contest with Maryland marks just the 12th meeting all-time with Maryland with the Boilermakers holding a slim 6-5 series advantage. 	<p>STREAKING IN THE TOP 10</p> <ul style="list-style-type: none"> • Purdue rose to No. 3 in the AP Top 25 poll released Monday, marking Purdue's 14th straight week of being ranked in the top seven. • The 14-week stretch of being ranked in the top 10 is the second- 	<p>PILING UP THE RANKED WINS</p> <ul style="list-style-type: none"> • Since the start of the 2016-17 season, Purdue has 29 wins over nationally-ranked teams, good for the fifth-most nationally. Purdue is 29-25 against ranked teams during that span.
--	---	--

No.	Date
64	Feb. 4, 2008 to March 14, 2011
41	Nov. 2, 2015 to Nov. 20, 2017
34	Nov. 4, 1997 to Feb. 22, 1999
34	Nov. 30, 1992 to March 14, 1994
33	Nov. 15, 1986 to March 14, 1988
20	Feb. 12, 1979 to March 3, 1980
19	Dec. 4, 2017 to Nov. 26, 2018
17	March 1, 2021 to present

► WINNING STREAK WHEN WEARING GOLD UNIFORMS				
Date	P / O	Opponent	Result	Score
2-14-17	16 / -	Rutgers	W	74-55
12-21-17	16 / -	Tennessee State	W	97-48
1-3-18	13 / -	Rutgers	W	82-51
1-16-18	3 / -	Wisconsin	W	78-50
1-31-18	3 / -	Maryland	W	75-67
12-6-18	- / 23	Maryland	W	62-60
1-3-19	- / 25	Iowa	W	86-70
1-27-19	- / 6	Michigan State	W	73-63
2-27-19	14 / -	Illinois	W	73-56
12-4-19	- / 5	Virginia	W	69-40
1-12-20	- / 8	Michigan State	W	71-42
12-25-20	- / -	Maryland	W	73-70
2-6-21	24 / -	Northwestern	W	75-70
11-30-21	2 / -	Florida State	W	93-65

T-SHIRT TIME

• Sunday's game with Maryland is the annual T-shirt game at Mackey Arena. The Boilermakers are 7-1 all-time in T-shirt games.

► T-SHIRT GAMES IN MACKEY ARENA

Date	P / O	Opponent	Result	Score
1-8-13	- / 15	Ohio State	L	64-74
12-4-13	- / -	Boston College	W	89-68
12-2-14	- / -	North Carolina State	W	66-61
1-21-16	22 / -	Ohio State	W	75-64
1-8-17	20 / 13	Wisconsin	W	66-55
1-16-18	3 / -	Wisconsin	W	78-50
1-27-19	- / 6	Michigan State	W	73-63
12-4-20	- / 5	Virginia	W	69-40

ELITE SHOOTING AT ALL LEVELS

• Purdue is one of two teams nationally to shoot over 50.0 percent from the field, 40.0 percent from 3-point range and 70.0 percent from the free throw line.

► 50, 40, 70 SHOOTING PERCENTAGES (TEAM)

Team	FG %	3P %	FT %
South Dakota State	.523	.451	.766
Purdue	.505	.405	.707

► Through games played Feb. 11, 2022.

REACHING THESE LEVELS MEANS A VICTORY

• Purdue has won 50 straight games when shooting at least 50.0 percent from the field, 40.0 percent from 3-point range and 70.0 percent from the free throw line, last losing to Illinois on March 3, 2004 (81-79; ot).

BEST SHOOTING TEAM IN SCHOOL HISTORY?

- Purdue has never had a season where it shot 50-40-70 from the three levels, but is trying to do that this year.
- Purdue's 50.5 field goal percentage is currently the program's best since shooting 52.2 percent during the 1989-90 season. It has shot over 49.0 percent just once since 1989-90 (2017-18 season; .493).
- Purdue's 40.5 percent from long range currently ranks fourth in school history.
- Purdue is the only power-conference team to rank in the top 25 in the NCAA in field goal percentage and 3-point percentage.

SNIPERS UNITE

- Purdue has a lethal frontline, but has surrounded that frontline with some serious 3-point arsenal. Purdue has eight players that are over 40.0 percent from long distance and another, **Brandon Newman**, that definitely has the capability.
- On its current pace, Purdue would become the first team in college basketball history with eight players over 40 percent from deep (min. 10 attempts each).

► PURDUE'S 3-POINT SHOOTERS (SEASON / CAREER)

Player	3P-A	Pct.	3P-A	Pct.
Ethan Morton	11-23	.478	15-37	.405
Mason Gillis	27-57	.474	46-111	.414
Eric Hunter Jr.	18-42	.429	93-290	.321
Caleb Furst	9-21	.429	9-21	.429
Isaiah Thompson	32-77	.416	91-235	.387
Jaden Ivey	47-116	.405	72-213	.338
Sasha Stefanovic	64-159	.403	203-512	.396
Trevion Williams	4-10	.400	8-25	.320
Brandon Newman	25-77	.325	64-180	.356

MAKING HALF OF THEM

- Purdue has shot over 50.0 percent from the field in 15-of-25 games, the fourth-highest total nationally (South Dakota State - 17; Gonzaga - 16; **Purdue**, Belmont - 15).
- Purdue has shot at least 40.0 percent from 3-point range in 16-of-25 games, the second-highest total nationally (South Dakota State - 18; **Purdue** - 16).

NCAA LEADERS IN SHOOTING

- Purdue is among the top teams in the country in shooting percentages from the field and from deep, ranking third in both field goal percentage and 3-point percentage. Purdue is the only high-major program to rank in the top-25 of both categories.

► NATION'S LEADERS IN FG PCT / 3P PCT.

Team	FG %	Team	3P %
Gonzaga	.535	South Dakota State	.451
South Dakota State	.523	Virginia Tech	.421
Purdue	.505	Purdue	.405

TWO MORE WINS FOR 12 IN THE LEAGUE

- Purdue needs two more wins in its last six contests to record at least 12 wins in Big Ten play for the seventh time in the last eight years.

► NUMBER OF TIMES WITH 12+ WINS IN BIG TEN PLAY SINCE 2015

No.	Team	Years
6	Purdue	2015, 2016, 2017, 2018, 2019, 2021
5	Maryland	2015, 2016, 2017, 2019, 2020
5	Michigan State	2015, 2016, 2018, 2019, 2020
5	Wisconsin	2015, 2016, 2017, 2019, 2020
3	Iowa	2015, 2016, 2021
3	Michigan	2018, 2019, 2021
2	Illinois	2020, 2021
2	Ohio State	2018, 2021
1	Indiana	2016
1	Nebraska	2018

TIME TO START TALKING DOUBLE-BYES

- Purdue has had a double-bye in every tournament that TECHNICALLY has been played, earning a double-bye in all six tournaments since 2015.
- Just six programs have had more than one double-bye during the seven years of the current tournament format.

► BIG TEN TOURNAMENT DOUBLE-BYES

Team	2015	2016	2017	2018	2019	2020	2021	2022
Purdue (6)	✓	✓	✓	✓	✓		✓	
Michigan St. (5)	✓	✓		✓	✓	✓		
Wisconsin (4)			✓		✓	✓		
Maryland (4)	✓	✓	✓			✓		
Illinois (2)						✓	✓	
Michigan (2)					✓		✓	
Iowa (1)							✓	
Nebraska (1)				✓				
Ohio State (1)				✓				
Minnesota (1)			✓					
Indiana (1)		✓						

A CLOSER LOOK AT THE WINS AND LOSSES

- A closer look at the difference between wins and losses.

Category	Wins	Losses
Number	21	4
Scoring Offense	87.0	65.0
Scoring Defense	68.4	73.0
Field Goal Percentage	.519	.430
Field Goal Percentage Defense	.417	.478
3-Point Percentage	.422	.310
3-Point Percentage Defense	.336	.392
Assists Per Game	18.8	11.5
Turnovers Per Game	11.2	12.5
Turnovers Forced Per Game	10.1	8.3
Assist / Field Goal Pct.	.612	.484
Assist / Turnover Ratio	1.67	0.92

A CLOSER LOOK AT SOME DEFENSIVE NUMBERS

- Purdue has allowed nine straight opponents to score 1.00 points per possession.
- However, just nine opponents all season have shot over 45.0 percent from the field and just three have shot over 50.0 percent (Michigan twice and Rutgers).
- Purdue has forced just 68 turnovers in the last nine games (7.6), coinciding with that points per possession streak.
- Purdue's non-steal turnover percentage is 7.2 percent (340th overall).

GET TO AND KEEP THEM OFF THE LINE

- Purdue has outscored its opponents by 141 points at the free throw line, the fourth-largest margin in the country.

► FREE THROWS MADE DIFFERENCE

Team	Team	Opp.	Diff.
Oakland	378	215	+163
Weber State	405	256	+149
Arizona	360	211	+149
Purdue	371	230	+141
Providence	349	209	+140

► Through games played Feb. 11, 2022.

A BUNCH OF POINTS

- Purdue has scored at least 90 points in nine of its 25 games this year, which is a good thing since Purdue has won 111 straight games when scoring at least 90 points (dating to Nov. 1987).

► TIMES SCORING 90 POINTS (2021-22 SEASON)

No.	Team
11	Gonzaga,
10	South Dakota State
9	Purdue , Arizona
8	Belmont
7	Florida Gulf Coast, Iowa, Syracuse

► Through games played Feb. 11, 2022

ANALYTICS FROM KENPOM

- No. 1 in offensive efficiency.
- No. 3 in effective field goal percentage.
- No. 8 in 2-point field goal percentage.
- No. 11 in offensive rebound percentage.
- No. 28 in assists / field goals made.
- No. 29 in percentage of bench minutes.
- No. 30 in strength of schedule.
- No. 44 in free throw attempts / field goal attempts.
- **Mason Gillis** is 2nd in offensive rating (all players - 138.7).
- **Zach Edey** is 3rd in fouls drawn / 40 minutes.
- **Zach Edey** is 13th in percentage of possessions used.
- **Trevion Williams** is 9th in percentage of possessions used.

AND MORE ABOUT THAT OFFENSIVE EFFICIENCY NUMBER

- Purdue's adjusted offensive efficiency number is 125.3, meaning Purdue averages 125.3 points per 100 possessions, a number that leads the country, and ranks sixth all-time, and second all-time in the Big Ten, during the KenPom era.

► TOP OFFENSIVE EFFICIENCY NUMBER (KENPOM ERA)

No.	Team	Year	Record	Post.
129.0	Wisconsin	2015	36-4	L - NCAA Champ
127.8	Villanova	2018	36-4	W - NCAA Title
126.4	Gonzaga	2021	31-1	L - NCAA Champ
126.0	Oklahoma State	2017	20-13	L - 1st rd.
125.4	Notre Dame	2015	32-6	L - Elite 8
125.3	Purdue	2022	21-4	
125.1	Missouri	2012	30-5	L - 1st rd.
125.0	Baylor	2021	28-2	W - NCAA Title
125.0	Ohio State	2011	34-3	L - Sweet 16

- Purdue, Gonzaga and Iowa are the only teams to be able to boast a top-5 offense in at least three of the last five years.

► TOP-50 OFFENSES IN THE LAST SEVEN YEARS (SINCE 2015-16)

Team	2016	2017	2018	2019	2020	2021	2022
Purdue	19	24	2	4	50	26	1
Gonzaga	22	16	14	1	1	1	2
Iowa	25	43	19	15	5	3	4
Houston	21	39	38	19	22	7	7
Villanova	3	3	1	16	15	6	8
Duke	4	6	3	7	9	18	13
Michigan	30	4	35	24	20	9	19

► Through games played Feb. 11, 2022.

GAME 26 // [3] PURDUE vs. MARYLAND // FEBRUARY 13, 2022

BIG TEN TEN SUCCESS UNDER PAINTER (Since 2006-07 / Painter's second year at Purdue)						2021-22 BIG TEN STANDINGS							
Overall Wins	Total	Conference Wins	Total	NCAA Bids	Total	NBA Draft Picks*	Total	Team	Conf.	Pct.	Overall	Pct.	NET
Michigan State	405	Wisconsin	195	Michigan State	14	Michigan	14	[14] Wisconsin	10-3	.769	19-4	.826	19
Ohio State	392	Michigan State	194	Wisconsin	13	Maryland	12	[13] Illinois	10-3	.769	17-6	.739	12
Wisconsin	391	Purdue	187	Purdue	12	Ohio State	11	[3] Purdue	10-4	.714	21-4	.840	9
Purdue	368	Ohio State	183	Ohio State	11	Michigan State	11	[17] Michigan State	8-4	.667	17-6	.739	26
Michigan	355	Michigan	165	Michigan	10	Indiana	10	[16] Ohio State	7-4	.636	14-6	.700	18
Maryland	340	Maryland	153	Maryland	8	Purdue	8	Rutgers	8-5	.615	14-9	.609	94
Illinois	306	Illinois	137	Indiana	6	Iowa	5	Michigan	7-5	.583	13-9	.591	30
Indiana	295	Indiana	135	Illinois	5	Wisconsin	4	[rv] Indiana	7-6	.538	16-7	.696	38
Iowa	287	Iowa	133	Iowa	5	Illinois	2	[rv] Iowa	6-6	.500	16-7	.696	20
Minnesota	285	Minnesota	105	Minnesota	5	Nebraska	2	Northwestern	5-8	.385	12-10	.545	66
Penn State	251	Penn State	98	Nebraska	1	Minnesota	1	Penn State	4-8	.333	9-11	.450	89
Northwestern	240	Nebraska	92	Northwestern	1	Rutgers	1	Maryland	3-10	.231	11-13	.458	104
Nebraska	238	Northwestern	91	Penn State	1	Northwestern	0	Minnesota	2-10	.167	11-10	.524	101
Rutgers	214	Rutgers	79	Rutgers	1	Penn State	0	Nebraska	1-12	.077	7-17	.292	177
► Through games played Feb. 11.				► Through games played Feb. 11.		► Entering 2021-22 season.		* Since 2007 NBA Draft		► Through games played Feb. 11, 2022.			
LET'S LOOK AT THE NET RANKINGS						BIG WINS							
• Purdue's eight quad-1 wins are tied for the most in America.						• Since the start of the 2015-16 season, 30 of Purdue's 164 wins have come by 30 or more points, the fourth-highest total nationally.							
• Purdue's 8-3 quad-1 record (.727) is tied for the second-best winning percentage of any team that has played at least nine quad-1 games.						► MOST 30-POINT WINS SINCE 2015-16 SEASON							
► QUAD-1 WINS / QUAD 1 AND 2 WINS													
Team	Q-1	Team	Q-1 & 2										
Baylor	8	Baylor	12										
Purdue	8	Kansas	12										
Wisconsin	8	Auburn	12										
Kansas	7	Purdue	11										
Auburn	7	Wisconsin	11										
Marquette	7												
THE RUN TRACKER						BIG WINS, PART II							
• Purdue has had 25 runs of 10-0 or longer, compared to seven by opponents.						• Since the start of the 2015-16 season, 61 of Purdue's 164 wins have come by 20 or more points, the fourth-most nationally.							
► RUN TRACKER						► MOST 20-POINT WINS SINCE 2015-16 SEASON							
Run	Purdue	Opponent											
7-0	15	14											
8-0	14	8											
9-0	6	4											
10-0	10	3											
11-0	4	2											
12-0	2	1											
14-0	4	1											
16-0	1												
17-0	1												
18-0	1												
20-0	1												
29-0	1												
TOTALS	60	32											
BEST SHOOTING PROGRAM IN THE COUNTRY?						ONE OF THE NATION'S ELITE TEAMS							
• Purdue can lay claim to perhaps being the best 3-point shooting program in the country over the last few years.						• Since the start of the 2015-16 season, Purdue's 164 victories rank 13th among all Division I teams (vs. other Division I teams).							
► 1,650 3PM / 38.0 3-POINT PERCENTAGE (SINCE 2016-17)						► WINS NATIONALLY SINCE 2015-16 (D-I WINS)							
Team	3PM	3P%											
South Dakota State	1,692	.393											
Marquette	1,729	.387											
Wofford	1,880	.385											
Purdue	1,694	.380											
• Since 2016-17, Purdue has had 28 games of 13 or more 3-pointers. During that span, the next closest Big Ten team is Michigan (17).						► Through games played Feb. 10, 2022.							
INSIDE MORE NUMBERS						HOME SWEET HOME							
• Purdue is 139-17 since the start of the 2014-15 season when attempting more free throws than its opponents.						• Purdue boasts one of the best homecourt advantages in not only the Big Ten, but nationally as well.							
• Purdue is 164-7 when under Painter when holding foes to 59 or fewer points. Three of the seven losses came during the 2012-13 season.						► HOME WINNING PCT. SINCE 2015-16 SEASON (Power Teams)							
• Purdue is 145-12 under Painter when scoring at least 80 points, including 59-2 since the start of the 2017-18 season. Purdue has won 37 straight games when scoring 80 or more points (last loss vs. Notre Dame on Dec. 15, 2018).													

PURDUE'S BIG THREE MAKING BIG IMPACT

- Purdue's big three of **Jaden Ivey**, **Trevion Williams** and **Zach Edey** are making a huge impact this season.
- The group is averaging 43.9 points, 20.2 rebounds and 6.8 assists. The trio accounts for 52.6 percent of Purdue's scoring.
- Against ranked teams, the trio averages 48.3 points per game, accounting for 57.7 percent of Purdue's scoring.

► PURDUE'S BIG THREE GAME-BY-GAME

Date	Opponent	Pts.	Rebs.	Ass.	FGs
11-9-21	Bellarmine	31	21	6	9-17
11-12-21	Indiana State	60	26	10	21-28
11-16-21	Wright State	46	31	7	18-31
11-20-21	North Carolina	51	17	9	19-34
11-21-21	Villanova	40	17	9	16-29
11-26-21	Omaha	46	18	5	18-24
11-30-21	Florida State	38	16	5	17-27
12-3-21	Iowa	38	27	5	13-29
12-9-21	Rutgers	49	18	5	19-34
12-12-21	North Carolina St.	53	26	11	22-38
12-18-21	Butler	46	22	4	18-24
12-20-21	Incarnate Word	37	22	9	16-24
12-29-21	Nicholls	49	18	13	16-24
1-3-22	Wisconsin	47	18	7	16-34
1-8-22	Penn State	39	22	4	17-31
1-14-22	Nebraska	49	18	8	19-30
1-17-22	Illinois	53	23	8	18-42
1-20-22	Indiana	35	17	6	13-26
1-23-22	Northwestern	24	20	3	11-20
1-27-22	Iowa	33	19	10	13-22
1-30-22	Ohio State	50	14	5	19-37
2-2-22	Minnesota	40	25	11	16-34
2-5-22	Michigan	55	23	10	20-38
2-8-22	Illinois	49	15	10	18-34
2-10-22	Michigan	40	11	0	15-29
TOTALS		1,098	504	170	417-740
AVERAGES		43.9	20.2	6.8	.564

BEST THING ABOUT FRESHMEN IS THEY BECOME SOPHOMORES

- Purdue sophomores **Jaden Ivey** and **Zach Edey** have taken a massive leap this season after good freshman campaigns.

► FRESHMEN / SOPHOMORE NUMBERS

Team	PPG	RPG	APG	A/TO	FG%	3P%	FT%
Edey Freshman	8.7	4.4	0.4	0.36	.597	—	.714
Edey Sophomore	14.6	7.5	1.2	0.72	.681	—	.632
Ivey Freshman	11.1	3.3	1.9	1.39	.399	.258	.726
Ivey Sophomore	17.7	5.0	3.2	1.38	.483	.405	.740

LEADING THE NATION AND PURDUE

- Zach Edey** has had an outstanding start to the season, leading the country in field goal percentage.

► NATION'S LEADERS IN FIELD GOAL PERCENTAGE

Pct.	Player	Team
.681	Zach Edey	Purdue
.665	Norchad Omier	Arkansas State
.658	Kevin Samuel	Florida Gulf Coast

► Through games played Feb. 11, 2022.

► PURDUE'S LEADERS IN FIELD GOAL PERCENTAGE

Pct.	Player	Year
.708	Stephen Scheffler	1987-88
.698	Stephen Scheffler	1989-90
.681	Zach Edey	2021-22

► Min. 100 field goal attempts.

A POINT A MINUTE

- Zach Edey** has had seven games this season where he has scored a point a minute, giving him 11 for his career.
- Edey has had six career games where he has scored at least 20 points in 20 or fewer minutes. That is the most in the country since the 2010-11 season.

► A POINT A MINUTE FOR ZACH EDEY

Date	Opponent	Pts.	Mins.	W / L
11-25-20	Liberty	19	15	W
12-8-20	Miami, Fla.	15	14	L
2-16-21	Michigan State	10	8	W
3-2-21	Wisconsin	21	18	W
11-12-21	Indiana State	22	18	W
11-16-21	Wright State	18	18	W
11-21-21	[5] Villanova	21	20	W
11-26-21	Omaha	20	16	W
12-29-21	Nicholls	21	16	W
1-3-22	[23] Wisconsin	24	20	L
1-14-22	Nebraska	22	20	W

► 20+ POINTS IN 20 OR FEWER MINUTES (CAREER)

No.	Player (Team)	Years	GP
7	Zach Edey (Purdue)	2021-22	53
5	Kerem Kanter (Green Bay, Xavier)	2015-18	113
5	Jerrick Harding (Weber State)	2017-20	122

► 20+ POINTS IN 20 OR FEWER MINUTES (SINGLE SEASON)

No.	Player (Team)	Year	GP
6	Zach Edey (Purdue)	2022	25
3	Jerrick Harding (Weber State)	2020	29
3	Nick Smith (Belmont)	2017	30
3	Ivan Aurrecochea (New Mexico State)	2019	32
3	Jake White (Omaha)	2016	32
3	Shawn Long (Louisiana)	2015	34
3	Kerem Kanter (Xavier)	2018	35
3	Nick Ward (Michigan State)	2018	35

► Since the 2010-11 season.

IVEY SHOWS PLAYMAKING ABILITIES

- One area that many people wanted to see **Jaden Ivey** expand his role was his playmaking and shooting abilities.
- After starting the year 3-of-12 (.250) from long range, Ivey is shooting 44-of-104 (.423) over the last 21 games.
- Last season, Ivey made 25, 3-pointers in 23 games. This year already, he has 47 triples in just 24 games.
- Jaden Ivey** is one of three active sophomores nationally to have accumulated at least 675 points, 190 rebounds and 115 assists in 50 or fewer games.

► 675-190-115 CLUB IN UNDER 45 GAMES

Player (Team)	GP	Pts.	Rebs.	Ass.
Rayshon Harrison (Presbyterian)	46	799	214	119
Jaden Ivey (Purdue)	47	680	197	119
Mark Sears (Ohio)	48	675	190	175

► Through games played Feb. 11, 2022.

EDEY PRODUCES BIG NUMBERS IN SO LITTLE TIME

- Zach Edey** is doing things that is rarely done in so little time.

► 14.5 PPG, 7.5 RPG, 1 APG, 1 BPG IN 25.0 MINUTES OR LESS

Player (Team; Yr.)	PPG	RPG	APG	BPG	MPG
Zach Edey (Purdue; 2022)	14.6	7.6	1.2	1.2	18.7
Cameron Jackson (Wofford; 2019)	14.5	7.6	2.8	1.0	23.3
DeMarcus Cousins (Kentucky; 2010)	15.1	9.8	1.0	1.8	23.5
A.J. Hammons (Purdue, 2016)	15.0	8.2	1.1	2.5	24.6

WELL-ROUNDED BIG MAN

- Trevion Williams** has had an outstanding career and is one of four active players nationally to have at least 1,250 points, 800 rebounds and 190 assists in his career.

► 1250-800-200 CLUB (ACTIVE)

Player (Team)	Pts.	Rebs.	Ass.	Mins.
Tyrn Flowers (Long Island U.)	1,643	837	259	3,499
Ahsan Asadullah (Lipscomb)	1,511	863	317	2,721
Justin Bean (Utah State)	1,316	938	213	3,034
Trevion Williams (Purdue)	1,275	826	201	2,216

► Through games played Feb. 11, 2022.

► 1250-800-200 CLUB (PURDUE HISTORY)

Player (Years)	Pts.	Rebs.	Ass.	Mins.
Walter Jordan (1975-78)	1,813	882	237	3,601
Robbie Hummel (2008-10, 12)	1,772	862	268	3,830
Brad Miller (1995-98)	1,530	862	257	3,178
Trevion Williams (2019-22)	1,275	826	200	2,216

- Based on his current average and a 35-game season (we hope for more), Williams would end his career with 917 rebounds, which would rank fourth all time in school history behind **Joe Barry Carroll** (1,148), **Terry Dischinger** (958) and **A.J. Hammons** (930).

► CAREER REBOUNDS (PURDUE HISTORY)

Rk.	Player	Years	Rebs.
7.	JaJuan Johnson	2008-11	854
8.	Trevion Williams	2019-22	826
9.	Vince Edwards	2015-18	779
10.	Brian Cardinal	1997-00	749

► CAREER DOUBLE-DOUBLES (PURDUE HISTORY)

Rk.	Player	Years	D-D's
5.	John Garrett	1973-75	32
6.	Glenn Robinson	1993-94	30
7.	Herman Gilliam	1967-69	29
8.	Trevion Williams	2019-22	28

THE SERBIAN SHARPSHOOTER

- Sasha Stefanovic** is moving up the career 3-pointers made list.

► CAREER 3-POINTERS

Rk.	Player	Years	3PM
8.	Chad Austin	1995-98	212
9.	Sasha Stefanovic	2019-22	203

► CONSECUTIVE GAMES WITH A 3-POINTER

Rk.	Player	Dates	No.
1.	Troy Lewis	Jan. 18, 1987 to March 25, 1988	49
2.	Carsen Edwards	Feb. 7, 2018 to Feb. 16, 2019	36
3.	Sasha Stefanovic	March 19, 2021 to pres.	26

RARE COMPANY

- Sasha Stefanovic** could join an elite group by the end of the year.

► 1,000 PTS / 200 REBS / 200 ASTS / 200 MADE 3-PTRS.

Player (Years)	Pts.	Rebs.	Ass.	3PM
E'Twaun Moore (2008-11)	2,136	611	400	243
Carsen Edwards (2017-19)	1,920	363	270	281
Robbie Hummel (2008-10, 12)	1,772	862	268	216
Chad Austin (1995-98)	1,694	387	338	212
Jaraan Cornell (1997-00)	1,595	390	269	242
Dakota Mathias (2015-19)	1,140	435	408	250
Sasha Stefanovic (2019-22)	885	243	221	203

CHART CLIMBING WITH PAINTER

- Matt Painter** is climbing all the charts in Big Ten play, moving up the list in overall wins and Big Ten regular-season wins. He ranks sixth on the all-time Big Ten wins list, eighth on the Big Ten regular-season wins list and sixth on the NCAA Tournament appearance list.

► OVERALL WINS BY BIG TEN COACHES (when in the Big Ten)

No.	Coach	Team	Years
662	Bob Knight	Indiana	1972-00
660	Tom Izzo	Michigan State	1996-p.
512	Gene Keady	Purdue	1981-05
421	Lou Henson	Illinois	1976-96
376	Matt Painter	Purdue	2006-p.

► REGULAR-SEASON BIG TEN WINS

No.	Coach	Team	Years
353	Bob Knight	Indiana	1972-00
319	Tom Izzo	Michigan State	1996-p.
265	Gene Keady	Purdue	1981-05
228	Piggy Lambert	Purdue	1917-46
214	Lou Henson	Illinois	1976-96
210	Branch McCracken	Indiana	1939-65
190	Matt Painter	Purdue	2006-p.

MACKEY ARENA INFORMATION							INSIDE THE NUMBERS AT MACKEY ARENA											LOUDEST CROWDS AT MACKEY ARENA (since 2009-10 season)																																																																																																																																																																																																																																																																																																																																																																																																																																																																																																																																																																
First Game: Dec. 2, 1967 Games: 818 Sellouts: 417 Consecutive Sellouts: 38 Overall Record: 672-146 (.822) Non-Conference: 308-38 (.890) Big Ten: 364-108 (.771) Painter: 235-42 (.848) Non-Con: 117-9 (.929) BIG: 118-33 (.781) Total Attendance (Avg.): 10,728,583 (13,115) Unbeaten Seasons: 3 (1968-69, 2010-11, 2018-19)							MACKEY ARENA STREAKS • Overall winning streak: 5 Jan. 3, 2022 vs. [23] Wisconsin • Non-conf. winning streak: 14 (Nov. 9, 2019 vs. Texas) • Big Ten winning streak: 5 Jan. 3, 2022 vs. [23] Wisconsin											122.3 dB Indiana Feb. 28, 2017 119.1 dB [2] Ohio State Feb. 20, 2011 118.7 dB Iowa Dec. 3, 2021 118.4 dB [13] Illinois Feb. 8, 2022 118.2 dB [8] Michigan State Feb. 9, 2016 117.7 dB Indiana Feb. 27, 2020 116.9 dB [3] Villanova Nov. 14, 2016 116.8 dB [5] Virginia Dec. 4, 2019 116.8 dB [4] West Virginia Jan. 1, 2010 116.6 dB Indiana Jan. 28, 2015																																																																																																																																																																																																																																																																																																																																																																																																																																																																																																																																																																
MACKEY ARENA HOME RECORD							MOST WINS IN MACKEY ARENA HISTORY																																																																																																																																																																																																																																																																																																																																																																																																																																																																																																																																																																											
<table><tr><th>Year</th><th>Overall</th><th>Pct.</th><th>B10</th><th>Pct.</th><th>Attn.</th><th>Avg.</th></tr><tr><td>1967-68</td><td>11-2</td><td>.846</td><td>7-0</td><td>1.000</td><td>180,102</td><td>13,854</td></tr><tr><td>1968-69</td><td>11-0</td><td>1.000</td><td>7-0</td><td>1.000</td><td>155,298</td><td>14,118</td></tr><tr><td>1969-70</td><td>11-1</td><td>.917</td><td>6-1</td><td>.857</td><td>169,476</td><td>14,123</td></tr><tr><td>1970-71</td><td>9-4</td><td>.692</td><td>5-2</td><td>.714</td><td>175,240</td><td>13,480</td></tr><tr><td>1971-72</td><td>8-4</td><td>.667</td><td>3-4</td><td>.429</td><td>164,412</td><td>13,701</td></tr><tr><td>1972-73</td><td>10-2</td><td>.833</td><td>5-2</td><td>.714</td><td>154,788</td><td>12,899</td></tr><tr><td>1973-74</td><td>12-2</td><td>.857</td><td>7-0</td><td>1.000</td><td>174,244</td><td>12,446</td></tr><tr><td>1974-75</td><td>11-1</td><td>.917</td><td>8-1</td><td>.889</td><td>164,448</td><td>13,704</td></tr><tr><td>1975-76</td><td>8-5</td><td>.615</td><td>6-3</td><td>.667</td><td>169,390</td><td>13,030</td></tr><tr><td>1976-77</td><td>11-3</td><td>.786</td><td>8-1</td><td>.889</td><td>192,738</td><td>13,767</td></tr><tr><td>1977-78</td><td>11-1</td><td>.917</td><td>9-0</td><td>1.000</td><td>159,300</td><td>13,275</td></tr><tr><td>1978-79</td><td>15-2</td><td>.882</td><td>8-1</td><td>.889</td><td>231,795</td><td>13,635</td></tr><tr><td>1979-80</td><td>15-2</td><td>.882</td><td>8-1</td><td>.889</td><td>234,345</td><td>13,785</td></tr><tr><td>1980-81</td><td>12-3</td><td>.800</td><td>6-3</td><td>.667</td><td>197,910</td><td>13,194</td></tr><tr><td>1981-82</td><td>12-4</td><td>.750</td><td>6-3</td><td>.667</td><td>213,040</td><td>13,315</td></tr><tr><td>1982-83</td><td>13-1</td><td>.929</td><td>8-1</td><td>.889</td><td>188,608</td><td>13,472</td></tr><tr><td>1983-84</td><td>12-1</td><td>.923</td><td>8-1</td><td>.889</td><td>173,147</td><td>13,319</td></tr><tr><td>1984-85</td><td>12-4</td><td>.750</td><td>6-3</td><td>.667</td><td>202,784</td><td>12,674</td></tr><tr><td>1985-86</td><td>13-2</td><td>.867</td><td>7-2</td><td>.778</td><td>200,085</td><td>13,339</td></tr><tr><td>1986-87</td><td>12-1</td><td>.923</td><td>8-1</td><td>.889</td><td>183,599</td><td>14,123</td></tr><tr><td>1987-88</td><td>15-1</td><td>.938</td><td>9-0</td><td>1.000</td><td>218,384</td><td>13,649</td></tr><tr><td>1988-89</td><td>11-3</td><td>.786</td><td>6-3</td><td>.667</td><td>197,722</td><td>14,123</td></tr><tr><td>1989-90</td><td>12-1</td><td>.923</td><td>8-1</td><td>.889</td><td>180,843</td><td>13,911</td></tr><tr><td>1990-91</td><td>11-5</td><td>.688</td><td>6-3</td><td>.667</td><td>223,664</td><td>13,979</td></tr><tr><td>1991-92</td><td>13-5</td><td>.722</td><td>5-4</td><td>.556</td><td>242,370</td><td>13,465</td></tr><tr><td>1992-93</td><td>9-5</td><td>.643</td><td>4-5</td><td>.444</td><td>197,722</td><td>14,123</td></tr><tr><td>1993-94</td><td>13-1</td><td>.929</td><td>8-1</td><td>.889</td><td>197,722</td><td>14,123</td></tr><tr><td>1994-95</td><td>12-1</td><td>.923</td><td>8-1</td><td>.889</td><td>183,599</td><td>14,123</td></tr><tr><td>1995-96</td><td>13-1</td><td>.929</td><td>8-1</td><td>.889</td><td>197,722</td><td>14,123</td></tr><tr><td>1996-97</td><td>11-3</td><td>.786</td><td>7-2</td><td>.778</td><td>196,770</td><td>14,055</td></tr><tr><td>1997-98</td><td>13-1</td><td>.929</td><td>7-1</td><td>.875</td><td>197,722</td><td>14,123</td></tr><tr><td>1998-99</td><td>12-4</td><td>.750</td><td>4-4</td><td>.500</td><td>225,968</td><td>14,123</td></tr><tr><td>1999-00</td><td>12-2</td><td>.857</td><td>7-1</td><td>.875</td><td>194,152</td><td>13,868</td></tr><tr><td>2000-01</td><td>11-7</td><td>.611</td><td>4-4</td><td>.500</td><td>215,244</td><td>11,958</td></tr><tr><td>2001-02</td><td>11-4</td><td>.733</td><td>5-3</td><td>.625</td><td>178,020</td><td>11,868</td></tr><tr><td>2002-03</td><td>14-1</td><td>.933</td><td>7-1</td><td>.875</td><td>158,280</td><td>10,552</td></tr><tr><td>2003-04</td><td>9-5</td><td>.643</td><td>4-4</td><td>.500</td><td>163,814</td><td>11,701</td></tr><tr><td>2004-05</td><td>6-9</td><td>.400</td><td>3-5</td><td>.375</td><td>175,215</td><td>11,681</td></tr><tr><td>2005-06</td><td>9-5</td><td>.643</td><td>3-5</td><td>.375</td><td>149,618</td><td>10,687</td></tr><tr><td>2006-07</td><td>16-1</td><td>.941</td><td>7-1</td><td>.875</td><td>199,733</td><td>11,749</td></tr><tr><td>2007-08</td><td>16-1</td><td>.941</td><td>9-0</td><td>1.000</td><td>209,865</td><td>12,345</td></tr><tr><td>2008-09</td><td>15-3</td><td>.833</td><td>7-2</td><td>.778</td><td>246,744</td><td>13,708</td></tr><tr><td>2009-10</td><td>14-2</td><td>.875</td><td>7-2</td><td>.778</td><td>218,896</td><td>13,681</td></tr><tr><td>2010-11</td><td>16-0</td><td>1.000</td><td>9-0</td><td>1.000</td><td>222,659</td><td>13,916</td></tr><tr><td>2011-12</td><td>13-4</td><td>.765</td><td>5-4</td><td>.556</td><td>226,504</td><td>13,324</td></tr><tr><td>2012-13</td><td>12-7</td><td>.632</td><td>5-4</td><td>.556</td><td>225,286</td><td>11,857</td></tr><tr><td>2013-14</td><td>12-5</td><td>.706</td><td>4-5</td><td>.444</td><td>216,553</td><td>12,738</td></tr><tr><td>2014-15</td><td>14-3</td><td>.824</td><td>8-1</td><td>.889</td><td>195,884</td><td>11,523</td></tr><tr><td>2015-16</td><td>17-1</td><td>.944</td><td>8-1</td><td>.889</td><td>245,916</td><td>13,662</td></tr><tr><td>2016-17</td><td>15-2</td><td>.882</td><td>8-1</td><td>.889</td><td>234,930</td><td>13,819</td></tr><tr><td>2017-18</td><td>16-1</td><td>.941</td><td>8-1</td><td>.889</td><td>243,844</td><td>14,344</td></tr><tr><td>2018-19</td><td>15-0</td><td>1.000</td><td>10-0</td><td>1.000</td><td>217,005</td><td>14,467</td></tr><tr><td>2019-20</td><td>11-5</td><td>.688</td><td>6-4</td><td>.600</td><td>236,864</td><td>14,804</td></tr><tr><td>2020-21</td><td>11-1</td><td>.917</td><td>8-1</td><td>.889</td><td>2,850</td><td>238</td></tr><tr><td>2021-22</td><td>13-1</td><td>.929</td><td>6-1</td><td>.857</td><td>207,256</td><td>14,804</td></tr></table>							Year	Overall	Pct.	B10	Pct.	Attn.	Avg.	1967-68	11-2	.846	7-0	1.000	180,102	13,854	1968-69	11-0	1.000	7-0	1.000	155,298	14,118	1969-70	11-1	.917	6-1	.857	169,476	14,123	1970-71	9-4	.692	5-2	.714	175,240	13,480	1971-72	8-4	.667	3-4	.429	164,412	13,701	1972-73	10-2	.833	5-2	.714	154,788	12,899	1973-74	12-2	.857	7-0	1.000	174,244	12,446	1974-75	11-1	.917	8-1	.889	164,448	13,704	1975-76	8-5	.615	6-3	.667	169,390	13,030	1976-77	11-3	.786	8-1	.889	192,738	13,767	1977-78	11-1	.917	9-0	1.000	159,300	13,275	1978-79	15-2	.882	8-1	.889	231,795	13,635	1979-80	15-2	.882	8-1	.889	234,345	13,785	1980-81	12-3	.800	6-3	.667	197,910	13,194	1981-82	12-4	.750	6-3	.667	213,040	13,315	1982-83	13-1	.929	8-1	.889	188,608	13,472	1983-84	12-1	.923	8-1	.889	173,147	13,319	1984-85	12-4	.750	6-3	.667	202,784	12,674	1985-86	13-2	.867	7-2	.778	200,085	13,339	1986-87	12-1	.923	8-1	.889	183,599	14,123	1987-88	15-1	.938	9-0	1.000	218,384	13,649	1988-89	11-3	.786	6-3	.667	197,722	14,123	1989-90	12-1	.923	8-1	.889	180,843	13,911	1990-91	11-5	.688	6-3	.667	223,664	13,979	1991-92	13-5	.722	5-4	.556	242,370	13,465	1992-93	9-5	.643	4-5	.444	197,722	14,123	1993-94	13-1	.929	8-1	.889	197,722	14,123	1994-95	12-1	.923	8-1	.889	183,599	14,123	1995-96	13-1	.929	8-1	.889	197,722	14,123	1996-97	11-3	.786	7-2	.778	196,770	14,055	1997-98	13-1	.929	7-1	.875	197,722	14,123	1998-99	12-4	.750	4-4	.500	225,968	14,123	1999-00	12-2	.857	7-1	.875	194,152	13,868	2000-01	11-7	.611	4-4	.500	215,244	11,958	2001-02	11-4	.733	5-3	.625	178,020	11,868	2002-03	14-1	.933	7-1	.875	158,280	10,552	2003-04	9-5	.643	4-4	.500	163,814	11,701	2004-05	6-9	.400	3-5	.375	175,215	11,681	2005-06	9-5	.643	3-5	.375	149,618	10,687	2006-07	16-1	.941	7-1	.875	199,733	11,749	2007-08	16-1	.941	9-0	1.000	209,865	12,345	2008-09	15-3	.833	7-2	.778	246,744	13,708	2009-10	14-2	.875	7-2	.778	218,896	13,681	2010-11	16-0	1.000	9-0	1.000	222,659	13,916	2011-12	13-4	.765	5-4	.556	226,504	13,324	2012-13	12-7	.632	5-4	.556	225,286	11,857	2013-14	12-5	.706	4-5	.444	216,553	12,738	2014-15	14-3	.824	8-1	.889	195,884	11,523	2015-16	17-1	.944	8-1	.889	245,916	13,662	2016-17	15-2	.882	8-1	.889	234,930	13,819	2017-18	16-1	.941	8-1	.889	243,844	14,344	2018-19	15-0	1.000	10-0	1.000	217,005	14,467	2019-20	11-5	.688	6-4	.600	236,864	14,804	2020-21	11-1	.917	8-1	.889	2,850	238	2021-22	13-1	.929	6-1	.857	207,256	14,804	BIG TEN HOME RECORDS / CONF. GAMES (since 2014-15 season) <table><tr><th>Team</th><th>2015</th><th>2016</th><th>2017</th><th>2018</th><th>2019</th><th>2020</th><th>2021</th><th>2022</th><th>Tot.</th></tr><tr><td>Purdue</td><td>8-1</td><td>8-1</td><td>8-1</td><td>8-1</td><td>10-0</td><td>6-4</td><td>8-1</td><td>6-1</td><td>62-10</td></tr><tr><td>Michigan St.</td><td>6-3</td><td>7-2</td><td>8-1</td><td>8-1</td><td>9-1</td><td>8-2</td><td>7-3</td><td>4-2</td><td>57-15</td></tr><tr><td>Michigan</td><td>6-3</td><td>6-3</td><td>7-2</td><td>8-1</td><td>9-1</td><td>5-4</td><td>8-1</td><td>4-1</td><td>53-16</td></tr><tr><td>Wisconsin</td><td>9-0</td><td>7-2</td><td>7-2</td><td>4-5</td><td>7-3</td><td>9-1</td><td>5-5</td><td>5-1</td><td>53-19</td></tr><tr><td>Maryland</td><td>9-0</td><td>8-1</td><td>5-4</td><td>6-3</td><td>8-1</td><td>9-1</td><td>5-6</td><td>2-5</td><td>52-21</td></tr><tr><td>Iowa</td><td>6-3</td><td>7-2</td><td>7-2</td><td>3-6</td><td>6-4</td><td>9-1</td><td>8-2</td><td>4-2</td><td>50-22</td></tr><tr><td>Ohio State</td><td>7-2</td><td>7-2</td><td>4-5</td><td>8-1</td><td>5-5</td><td>8-2</td><td>6-4</td><td>4-0</td><td>49-21</td></tr><tr><td>Indiana</td><td>6-3</td><td>9-0</td><td>5-4</td><td>6-3</td><td>5-5</td><td>7-3</td><td>4-6</td><td>4-2</td><td>46-26</td></tr><tr><td>Illinois</td><td>7-2</td><td>3-6</td><td>5-4</td><td>3-6</td><td>5-4</td><td>8-2</td><td>8-2</td><td>6-1</td><td>45-27</td></tr><tr><td>Minnesota</td><td>4-5</td><td>2-7</td><td>6-3</td><td>3-5</td><td>7-3</td><td>6-4</td><td>6-4</td><td>1-5</td><td>35-36</td></tr><tr><td>Penn State</td><td>3-6</td><td>5-3</td><td>3-5</td><td>6-3</td><td>4-6</td><td>6-3</td><td>5-4</td><td>3-3</td><td>34-37</td></tr><tr><td>Rutgers</td><td>2-7</td><td>1-8</td><td>1-7</td><td>3-6</td><td>4-6</td><td>9-1</td><td>6-4</td><td>6-1</td><td>32-40</td></tr><tr><td>Nebraska</td><td>5-4</td><td>3-6</td><td>3-6</td><td>9-0</td><td>5-5</td><td>2-8</td><td>2-7</td><td>1-5</td><td>29-42</td></tr><tr><td>N'Western</td><td>4-5</td><td>5-4</td><td>5-4</td><td>4-5</td><td>2-8</td><td>2-8</td><td>4-5</td><td>2-6</td><td>27-46</td></tr></table> ► Through games played Feb. 10, 2022.											Team	2015	2016	2017	2018	2019	2020	2021	2022	Tot.	Purdue	8-1	8-1	8-1	8-1	10-0	6-4	8-1	6-1	62-10	Michigan St.	6-3	7-2	8-1	8-1	9-1	8-2	7-3	4-2	57-15	Michigan	6-3	6-3	7-2	8-1	9-1	5-4	8-1	4-1	53-16	Wisconsin	9-0	7-2	7-2	4-5	7-3	9-1	5-5	5-1	53-19	Maryland	9-0	8-1	5-4	6-3	8-1	9-1	5-6	2-5	52-21	Iowa	6-3	7-2	7-2	3-6	6-4	9-1	8-2	4-2	50-22	Ohio State	7-2	7-2	4-5	8-1	5-5	8-2	6-4	4-0	49-21	Indiana	6-3	9-0	5-4	6-3	5-5	7-3	4-6	4-2	46-26	Illinois	7-2	3-6	5-4	3-6	5-4	8-2	8-2	6-1	45-27	Minnesota	4-5	2-7	6-3	3-5	7-3	6-4	6-4	1-5	35-36	Penn State	3-6	5-3	3-5	6-3	4-6	6-3	5-4	3-3	34-37	Rutgers	2-7	1-8	1-7	3-6	4-6	9-1	6-4	6-1	32-40	Nebraska	5-4	3-6	3-6	9-0	5-5	2-8	2-7	1-5	29-42	N'Western	4-5	5-4	5-4	4-5	2-8	2-8	4-5	2-6	27-46			
Year	Overall	Pct.	B10	Pct.	Attn.	Avg.																																																																																																																																																																																																																																																																																																																																																																																																																																																																																																																																																																												
1967-68	11-2	.846	7-0	1.000	180,102	13,854																																																																																																																																																																																																																																																																																																																																																																																																																																																																																																																																																																												
1968-69	11-0	1.000	7-0	1.000	155,298	14,118																																																																																																																																																																																																																																																																																																																																																																																																																																																																																																																																																																												
1969-70	11-1	.917	6-1	.857	169,476	14,123																																																																																																																																																																																																																																																																																																																																																																																																																																																																																																																																																																												
1970-71	9-4	.692	5-2	.714	175,240	13,480																																																																																																																																																																																																																																																																																																																																																																																																																																																																																																																																																																												
1971-72	8-4	.667	3-4	.429	164,412	13,701																																																																																																																																																																																																																																																																																																																																																																																																																																																																																																																																																																												
1972-73	10-2	.833	5-2	.714	154,788	12,899																																																																																																																																																																																																																																																																																																																																																																																																																																																																																																																																																																												
1973-74	12-2	.857	7-0	1.000	174,244	12,446																																																																																																																																																																																																																																																																																																																																																																																																																																																																																																																																																																												
1974-75	11-1	.917	8-1	.889	164,448	13,704																																																																																																																																																																																																																																																																																																																																																																																																																																																																																																																																																																												
1975-76	8-5	.615	6-3	.667	169,390	13,030																																																																																																																																																																																																																																																																																																																																																																																																																																																																																																																																																																												
1976-77	11-3	.786	8-1	.889	192,738	13,767																																																																																																																																																																																																																																																																																																																																																																																																																																																																																																																																																																												
1977-78	11-1	.917	9-0	1.000	159,300	13,275																																																																																																																																																																																																																																																																																																																																																																																																																																																																																																																																																																												
1978-79	15-2	.882	8-1	.889	231,795	13,635																																																																																																																																																																																																																																																																																																																																																																																																																																																																																																																																																																												
1979-80	15-2	.882	8-1	.889	234,345	13,785																																																																																																																																																																																																																																																																																																																																																																																																																																																																																																																																																																												
1980-81	12-3	.800	6-3	.667	197,910	13,194																																																																																																																																																																																																																																																																																																																																																																																																																																																																																																																																																																												
1981-82	12-4	.750	6-3	.667	213,040	13,315																																																																																																																																																																																																																																																																																																																																																																																																																																																																																																																																																																												
1982-83	13-1	.929	8-1	.889	188,608	13,472																																																																																																																																																																																																																																																																																																																																																																																																																																																																																																																																																																												
1983-84	12-1	.923	8-1	.889	173,147	13,319																																																																																																																																																																																																																																																																																																																																																																																																																																																																																																																																																																												
1984-85	12-4	.750	6-3	.667	202,784	12,674																																																																																																																																																																																																																																																																																																																																																																																																																																																																																																																																																																												
1985-86	13-2	.867	7-2	.778	200,085	13,339																																																																																																																																																																																																																																																																																																																																																																																																																																																																																																																																																																												
1986-87	12-1	.923	8-1	.889	183,599	14,123																																																																																																																																																																																																																																																																																																																																																																																																																																																																																																																																																																												
1987-88	15-1	.938	9-0	1.000	218,384	13,649																																																																																																																																																																																																																																																																																																																																																																																																																																																																																																																																																																												
1988-89	11-3	.786	6-3	.667	197,722	14,123																																																																																																																																																																																																																																																																																																																																																																																																																																																																																																																																																																												
1989-90	12-1	.923	8-1	.889	180,843	13,911																																																																																																																																																																																																																																																																																																																																																																																																																																																																																																																																																																												
1990-91	11-5	.688	6-3	.667	223,664	13,979																																																																																																																																																																																																																																																																																																																																																																																																																																																																																																																																																																												
1991-92	13-5	.722	5-4	.556	242,370	13,465																																																																																																																																																																																																																																																																																																																																																																																																																																																																																																																																																																												
1992-93	9-5	.643	4-5	.444	197,722	14,123																																																																																																																																																																																																																																																																																																																																																																																																																																																																																																																																																																												
1993-94	13-1	.929	8-1	.889	197,722	14,123																																																																																																																																																																																																																																																																																																																																																																																																																																																																																																																																																																												
1994-95	12-1	.923	8-1	.889	183,599	14,123																																																																																																																																																																																																																																																																																																																																																																																																																																																																																																																																																																												
1995-96	13-1	.929	8-1	.889	197,722	14,123																																																																																																																																																																																																																																																																																																																																																																																																																																																																																																																																																																												
1996-97	11-3	.786	7-2	.778	196,770	14,055																																																																																																																																																																																																																																																																																																																																																																																																																																																																																																																																																																												
1997-98	13-1	.929	7-1	.875	197,722	14,123																																																																																																																																																																																																																																																																																																																																																																																																																																																																																																																																																																												
1998-99	12-4	.750	4-4	.500	225,968	14,123																																																																																																																																																																																																																																																																																																																																																																																																																																																																																																																																																																												
1999-00	12-2	.857	7-1	.875	194,152	13,868																																																																																																																																																																																																																																																																																																																																																																																																																																																																																																																																																																												
2000-01	11-7	.611	4-4	.500	215,244	11,958																																																																																																																																																																																																																																																																																																																																																																																																																																																																																																																																																																												
2001-02	11-4	.733	5-3	.625	178,020	11,868																																																																																																																																																																																																																																																																																																																																																																																																																																																																																																																																																																												
2002-03	14-1	.933	7-1	.875	158,280	10,552																																																																																																																																																																																																																																																																																																																																																																																																																																																																																																																																																																												
2003-04	9-5	.643	4-4	.500	163,814	11,701																																																																																																																																																																																																																																																																																																																																																																																																																																																																																																																																																																												
2004-05	6-9	.400	3-5	.375	175,215	11,681																																																																																																																																																																																																																																																																																																																																																																																																																																																																																																																																																																												
2005-06	9-5	.643	3-5	.375	149,618	10,687																																																																																																																																																																																																																																																																																																																																																																																																																																																																																																																																																																												
2006-07	16-1	.941	7-1	.875	199,733	11,749																																																																																																																																																																																																																																																																																																																																																																																																																																																																																																																																																																												
2007-08	16-1	.941	9-0	1.000	209,865	12,345																																																																																																																																																																																																																																																																																																																																																																																																																																																																																																																																																																												
2008-09	15-3	.833	7-2	.778	246,744	13,708																																																																																																																																																																																																																																																																																																																																																																																																																																																																																																																																																																												
2009-10	14-2	.875	7-2	.778	218,896	13,681																																																																																																																																																																																																																																																																																																																																																																																																																																																																																																																																																																												
2010-11	16-0	1.000	9-0	1.000	222,659	13,916																																																																																																																																																																																																																																																																																																																																																																																																																																																																																																																																																																												
2011-12	13-4	.765	5-4	.556	226,504	13,324																																																																																																																																																																																																																																																																																																																																																																																																																																																																																																																																																																												
2012-13	12-7	.632	5-4	.556	225,286	11,857																																																																																																																																																																																																																																																																																																																																																																																																																																																																																																																																																																												
2013-14	12-5	.706	4-5	.444	216,553	12,738																																																																																																																																																																																																																																																																																																																																																																																																																																																																																																																																																																												
2014-15	14-3	.824	8-1	.889	195,884	11,523																																																																																																																																																																																																																																																																																																																																																																																																																																																																																																																																																																												
2015-16	17-1	.944	8-1	.889	245,916	13,662																																																																																																																																																																																																																																																																																																																																																																																																																																																																																																																																																																												
2016-17	15-2	.882	8-1	.889	234,930	13,819																																																																																																																																																																																																																																																																																																																																																																																																																																																																																																																																																																												
2017-18	16-1	.941	8-1	.889	243,844	14,344																																																																																																																																																																																																																																																																																																																																																																																																																																																																																																																																																																												
2018-19	15-0	1.000	10-0	1.000	217,005	14,467																																																																																																																																																																																																																																																																																																																																																																																																																																																																																																																																																																												
2019-20	11-5	.688	6-4	.600	236,864	14,804																																																																																																																																																																																																																																																																																																																																																																																																																																																																																																																																																																												
2020-21	11-1	.917	8-1	.889	2,850	238																																																																																																																																																																																																																																																																																																																																																																																																																																																																																																																																																																												
2021-22	13-1	.929	6-1	.857	207,256	14,804																																																																																																																																																																																																																																																																																																																																																																																																																																																																																																																																																																												
Team	2015	2016	2017	2018	2019	2020	2021	2022	Tot.																																																																																																																																																																																																																																																																																																																																																																																																																																																																																																																																																																									
Purdue	8-1	8-1	8-1	8-1	10-0	6-4	8-1	6-1	62-10																																																																																																																																																																																																																																																																																																																																																																																																																																																																																																																																																																									
Michigan St.	6-3	7-2	8-1	8-1	9-1	8-2	7-3	4-2	57-15																																																																																																																																																																																																																																																																																																																																																																																																																																																																																																																																																																									
Michigan	6-3	6-3	7-2	8-1	9-1	5-4	8-1	4-1	53-16																																																																																																																																																																																																																																																																																																																																																																																																																																																																																																																																																																									
Wisconsin	9-0	7-2	7-2	4-5	7-3	9-1	5-5	5-1	53-19																																																																																																																																																																																																																																																																																																																																																																																																																																																																																																																																																																									
Maryland	9-0	8-1	5-4	6-3	8-1	9-1	5-6	2-5	52-21																																																																																																																																																																																																																																																																																																																																																																																																																																																																																																																																																																									
Iowa	6-3	7-2	7-2	3-6	6-4	9-1	8-2	4-2	50-22																																																																																																																																																																																																																																																																																																																																																																																																																																																																																																																																																																									
Ohio State	7-2	7-2	4-5	8-1	5-5	8-2	6-4	4-0	49-21																																																																																																																																																																																																																																																																																																																																																																																																																																																																																																																																																																									
Indiana	6-3	9-0	5-4	6-3	5-5	7-3	4-6	4-2	46-26																																																																																																																																																																																																																																																																																																																																																																																																																																																																																																																																																																									
Illinois	7-2	3-6	5-4	3-6	5-4	8-2	8-2	6-1	45-27																																																																																																																																																																																																																																																																																																																																																																																																																																																																																																																																																																									
Minnesota	4-5	2-7	6-3	3-5	7-3	6-4	6-4	1-5	35-36																																																																																																																																																																																																																																																																																																																																																																																																																																																																																																																																																																									
Penn State	3-6	5-3	3-5	6-3	4-6	6-3	5-4	3-3	34-37																																																																																																																																																																																																																																																																																																																																																																																																																																																																																																																																																																									
Rutgers	2-7	1-8	1-7	3-6	4-6	9-1	6-4	6-1	32-40																																																																																																																																																																																																																																																																																																																																																																																																																																																																																																																																																																									
Nebraska	5-4	3-6	3-6	9-0	5-5	2-8	2-7	1-5	29-42																																																																																																																																																																																																																																																																																																																																																																																																																																																																																																																																																																									
N'Western	4-5	5-4	5-4	4-5	2-8	2-8	4-5	2-6	27-46																																																																																																																																																																																																																																																																																																																																																																																																																																																																																																																																																																									
RECORD VS. BIG TEN OPPONENTS							BIG TEN'S BEST RECORDS SINCE 2014-15 (conf. games / h & away) <table><tr><th>Team</th><th>Since 17-18</th><th>16-17</th><th>15-16</th><th>14-15</th></tr><tr><td>Purdue</td><td>63-28</td><td>77-32</td><td>89-38</td><td>101-44</td></tr><tr><td>Michigan State</td><td>63-27</td><td>73-35</td><td>86-40</td><td>98-46</td></tr><tr><td>Wisconsin</td><td>54-36</td><td>67-42</td><td>79-48</td><td>95-50</td></tr><tr><td>Michigan</td><td>59-28</td><td>69-36</td><td>79-44</td><td>87-54</td></tr><tr><td>Maryland</td><td>47-44</td><td>58-51</td><td>70-57</td><td>84-61</td></tr><tr><td>Ohio State</td><td>53-36</td><td>60-47</td><td>71-54</td><td>82-61</td></tr><tr><td>Iowa</td><td>45-45</td><td>55-53</td><td>67-59</td><td>79-65</td></tr><tr><td>Illinois</td><td>50-41</td><td>58-51</td><td>63-64</td><td>72-73</td></tr><tr><td>Indiana</td><td>40-50</td><td>47-61</td><td>62-64</td><td>71-73</td></tr><tr><td>Penn State</td><td>37-52</td><td>43-64</td><td>50-75</td><td>54-89</td></tr><tr><td>Minnesota</td><td>29-61</td><td>40-68</td><td>42-84</td><td>48-96</td></tr><tr><td>Northwestern</td><td>24-66</td><td>34-74</td><td>42-84</td><td>48-96</td></tr><tr><td>Rutgers</td><td>39-52</td><td>42-67</td><td>43-84</td><td>45-100</td></tr><tr><td>Nebraska</td><td>25-65</td><td>31-77</td><td>37-89</td><td>42-102</td></tr></table> ► Through games played Feb. 10, 2022.											Team	Since 17-18	16-17	15-16	14-15	Purdue	63-28	77-32	89-38	101-44	Michigan State	63-27	73-35	86-40	98-46	Wisconsin	54-36	67-42	79-48	95-50	Michigan	59-28	69-36	79-44	87-54	Maryland	47-44	58-51	70-57	84-61	Ohio State	53-36	60-47	71-54	82-61	Iowa	45-45	55-53	67-59	79-65	Illinois	50-41	58-51	63-64	72-73	Indiana	40-50	47-61	62-64	71-73	Penn State	37-52	43-64	50-75	54-89	Minnesota	29-61	40-68	42-84	48-96	Northwestern	24-66	34-74	42-84	48-96	Rutgers	39-52	42-67	43-84	45-100	Nebraska	25-65	31-77	37-89	42-102																																																																																																																																																																																																																																																																																																																																																																																																																																																																																						
Team	Since 17-18	16-17	15-16	14-15																																																																																																																																																																																																																																																																																																																																																																																																																																																																																																																																																																														
Purdue	63-28	77-32	89-38	101-44																																																																																																																																																																																																																																																																																																																																																																																																																																																																																																																																																																														
Michigan State	63-27	73-35	86-40	98-46																																																																																																																																																																																																																																																																																																																																																																																																																																																																																																																																																																														
Wisconsin	54-36	67-42	79-48	95-50																																																																																																																																																																																																																																																																																																																																																																																																																																																																																																																																																																														
Michigan	59-28	69-36	79-44	87-54																																																																																																																																																																																																																																																																																																																																																																																																																																																																																																																																																																														
Maryland	47-44	58-51	70-57	84-61																																																																																																																																																																																																																																																																																																																																																																																																																																																																																																																																																																														
Ohio State	53-36	60-47	71-54	82-61																																																																																																																																																																																																																																																																																																																																																																																																																																																																																																																																																																														
Iowa	45-45	55-53	67-59	79-65																																																																																																																																																																																																																																																																																																																																																																																																																																																																																																																																																																														
Illinois	50-41	58-51	63-64	72-73																																																																																																																																																																																																																																																																																																																																																																																																																																																																																																																																																																														
Indiana	40-50	47-61	62-64	71-73																																																																																																																																																																																																																																																																																																																																																																																																																																																																																																																																																																														
Penn State	37-52	43-64	50-75	54-89																																																																																																																																																																																																																																																																																																																																																																																																																																																																																																																																																																														
Minnesota	29-61	40-68	42-84	48-96																																																																																																																																																																																																																																																																																																																																																																																																																																																																																																																																																																														
Northwestern	24-66	34-74	42-84	48-96																																																																																																																																																																																																																																																																																																																																																																																																																																																																																																																																																																														
Rutgers	39-52	42-67	43-84	45-100																																																																																																																																																																																																																																																																																																																																																																																																																																																																																																																																																																														
Nebraska	25-65	31-77	37-89	42-102																																																																																																																																																																																																																																																																																																																																																																																																																																																																																																																																																																														
							WHAT PEOPLE SAY ABOUT MACKEY ARENA																																																																																																																																																																																																																																																																																																																																																																																																																																																																																																																																																																											
							• "This building, it's unlike any other that we've played in. Just right from the beginning. It's just a very intimidating place to play." – Fred Hoiberg – University of Nebraska head coach																																																																																																																																																																																																																																																																																																																																																																																																																																																																																																																																																																											
							• "This atmosphere right here in Mackey Arena is better than anywhere in America." – Brad Underwood – University of Illinois head coach																																																																																																																																																																																																																																																																																																																																																																																																																																																																																																																																																																											
							• "Mackey Arena is literally the loudest place I have ever been in my life." – Jordan Bohannon – current Iowa player																																																																																																																																																																																																																																																																																																																																																																																																																																																																																																																																																																											
							• "Mackey Arena is the hardest place to play I have ever been in. Every day, hands down. I'll take that to the grave with me." – Ron Harper Jr. – current Rutgers player																																																																																																																																																																																																																																																																																																																																																																																																																																																																																																																																																																											
							• "Few things feel as helpless as being on the visitor's bench when Purdue gets rolling at Mackey Arena." – Mark Titus (@ClubTrillion) – Contributor to FOX Sports and author; Former Ohio State player																																																																																																																																																																																																																																																																																																																																																																																																																																																																																																																																																																											
							• "I once asked a coach what was needed to win a game there and he responded with 'earplugs'. – Jon Rothstein (@JonRothstein) – College Hoops Today																																																																																																																																																																																																																																																																																																																																																																																																																																																																																																																																																																											
							• "Mackey Arena is one of the underrated, great environments in basketball. Does not get the attention it deserves for a place that absolutely rocks." – Dan Shulman (@DShulman_ESPN) – ESPN play-by-play announcer																																																																																																																																																																																																																																																																																																																																																																																																																																																																																																																																																																											
							• "There is a possibility that Mackey Arena at Purdue is the loudest venue in college hoops. It kinda hurts to work here actually." – Dave Flemming (@FlemmingDave) – ESPN play-by-play announcer																																																																																																																																																																																																																																																																																																																																																																																																																																																																																																																																																																											
							• "I think this is the best atmosphere in college basketball. The sound in here is just deafening for opponents." – Andy Katz (@TheAndyKatz) – NCAA.com																																																																																																																																																																																																																																																																																																																																																																																																																																																																																																																																																																											
							• "The atmosphere at Mackey Arena is one of the best I've ever been in. This place rivals anything I have ever seen. Just an incredible home crowd." – Chris Holtmann – Ohio State University head coach																																																																																																																																																																																																																																																																																																																																																																																																																																																																																																																																																																											
							• "I feel like I say this every time Purdue plays a big home game but Mackey is a legitimately terrifying place." – Eamonn Brennan (@eamonnbrennan) – ESPN.com																																																																																																																																																																																																																																																																																																																																																																																																																																																																																																																																																																											
							• "Our teams never won there. Crazy atmosphere! There are some environments that can't be replicated and Mackey Arena is one of them." – Kenyon Murray (@PHawkKenyon) – Former Iowa basketball player																																																																																																																																																																																																																																																																																																																																																																																																																																																																																																																																																																											
							• "Have said this for years: Mackey Arena has a case for most-intimidating atmosphere in the league when it's rolling. Tonight, it's rolling." – Zach Osterman (@ZachOsterman) – Indiana beat writer for Indy Star																																																																																																																																																																																																																																																																																																																																																																																																																																																																																																																																																																											
							• "Look up intimidation in the dictionary and you'll find a picture of Mackey Arena." – Loren Tate (@Tatelines) – Champaign News-Gazette																																																																																																																																																																																																																																																																																																																																																																																																																																																																																																																																																																											

HEAD COACH MATT PAINTER

► **Record at Purdue:** 376-188 (.667) / 17th year | **Career Record:** 401-193 (.675) / 18th year

- With five Sweet 16 appearances, 12 NCAA Tournament berths, three Big Ten regular-season championships, a Big Ten Tournament title, an Elite Eight and an international gold medal on his résumé, 17th-year head coach Matt Painter is widely regarded as one of the brightest young minds in all of college basketball.
- He was voted by his peers as the NABC National Coach of the Year after leading a team that started with a 6-5 record to the 2019 Elite Eight.
- Painter was named the 2019 Big Ten Coach of the Year and has led Purdue to six straight NCAA Tournaments – the seventh-longest active streak in America. Included in that stretch are Sweet 16 appearances (and beyond) in three of the last four tournaments.
- Painter affirmed his long-term commitment to Purdue in October of 2018, agreeing to a two-year extension that will keep him in West Lafayette through at least the 2023-24 season. The deal features five, one-year extensions that go into effect through the 2028-29 season. Following the 2029 season, Painter will still only be 58 years old.
- Painter enters the 2021-22 season third on the school's all-time wins list (355) behind legendary mentors, Gene Keady and Ward "Piggy" Lambert, both of whom have been inducted into the College Basketball Hall of Fame.
- Has averaged almost 23 wins a season in his 16 years at Purdue. If you don't include the first transitional year (9-19 record), the average balloons to 24.0 wins per year over the last 15 seasons.
- Has won at least 25 games in nine of his 17 seasons as a collegiate head coach.
- Painter's four Big Ten Coach of the Year honors are the third most in league history (**Gene Keady - 7; Bobby Knight - 5; Bo Ryan - 4**).
- Painter has averaged 11.3 wins per year in conference play, the fifth-best average in Big Ten Conference history.
- Painter's 12 NCAA Tournament appearances in the last 14 events are the eighth most in the country.
- Coach Painter's 13 NCAA Tournaments are the most for a coach nationally under the age of 55 (as of April 1, 2022 – Painter is 51 years old).
- Purdue has finished first or second in Big Ten play in seven of Painter's last 14 years.
- Has had 68 Academic All-Big Ten honorees in his 16 previous years at Purdue.
- Lastly, the five winningest classes in school history have come during the Painter era (2019, 2018, 2012, 2011, 2010).

YEAR-BY-YEAR COACHING RECORD

Year	School	Overall	Pct.	Conf.	Pct.	Postseason
2003-04	Southern Illinois	25-5	.833	17-1	.944	NCAA (0-1)
2005-06	Purdue	9-19	.321	3-13	.188	
2006-07	Purdue	22-12	.647	9-7	.563	NCAA (1-1)
2007-08	Purdue	25-9	.735	15-3	.833	NCAA (1-1)
2008-09	Purdue	27-10	.730	11-7	.611	NCAA (2-1)
2009-10	Purdue	29-6	.829	14-4	.778	NCAA (2-1)
2010-11	Purdue	26-8	.765	14-4	.778	NCAA (1-1)
2011-12	Purdue	22-13	.629	10-8	.556	NCAA (1-1)
2012-13	Purdue	16-18	.471	8-10	.444	CBI (1-1)
2013-14	Purdue	15-17	.469	5-13	.278	
2014-15	Purdue	21-13	.618	12-6	.667	NCAA (0-1)
2015-16	Purdue	26-9	.743	12-6	.667	NCAA (0-1)
2016-17	Purdue	27-8	.771	14-4	.778	NCAA (2-1)
2017-18	Purdue	30-7	.811	15-3	.833	NCAA (2-1)
2018-19	Purdue	26-10	.722	16-4	.800	NCAA (3-1)
2019-20	Purdue	16-15	.516	9-11	.450	
2020-21	Purdue	18-10	.643	13-6	.684	NCAA (0-1)
2021-22	Purdue	21-4	.840	10-4	.714	
Southern Illinois (1)		25-5	.833	17-1	.944	1 NCAA (0-1)
Purdue (17th)		376-188	.667	190-113	.627	12 NCAA (15-12)
Career (18th)		401-193	.675	207-114	.645	13 NCAA (15-13)
Postseason Record		28-29	.491			
MVC Tournament		1-1	.500			
Big Ten Tournament		11-14	.458			
NCAA Tournament		15-13	.536			
CBI Invitational		1-1	.500			

MISCELLANEOUS

MILESTONE VICTORIES

Win	Score	Opponent	Date
1	67-62	Wyoming	11-22-03
26	82-75	Wofford (1st win at Purdue)	11-19-05
50	62-38	Michigan State	2-7-07
100	49-45	Iowa	2-14-09
150	82-69	Northwestern	12-31-10
200	89-73	Minnesota	3-9-13
225	72-68	Minnesota (200th win at Purdue)	12-31-14
250	61-55	Wisconsin	12-29-15
300	86-61	IUPUI	12-10-17
325	84-46	Robert Morris (300th win at Purdue)	11-23-18
350	59-56	[20] VCU	11-29-19
375	75-70	Northwestern (350th win at Purdue)	2-6-21
400	82-76	Michigan	2-5-22

PAINTER'S HOME RECORD AT PURDUE

Year	Non-Conf.	Big Ten	Overall
2005-06	6-0	3-5	9-5
2006-07	9-0	7-1	16-1
2007-08	7-1	9-0	16-1
2008-09	8-1	7-2	15-3
2009-10	7-0	7-2	14-2
2010-11	7-0	9-0	16-0
2011-12	8-0	5-4	13-4
2012-13	7-3	5-4	12-7
2013-14	8-0	4-5	12-5
2014-15	6-2	8-1	14-3
2015-16	9-0	8-1	17-1
2016-17	7-1	8-1	15-2
2017-18	8-0	8-1	16-1
2018-19	5-0	10-0	15-0
2019-20	5-1	6-4	11-5
2020-21	3-0	8-1	11-1
2021-22	7-0	6-1	13-1
TOTALS	117-9 (.929)	118-33 (.781)	235-42 (.848)

ABOUT HEAD COACH MATT PAINTER

Born	Aug. 27, 1970
Hometown	Muncie, Indiana
High School	Delta High School
Degree	Purdue (1993); sociology
Master's	Eastern Illinois (1998); athletics administration

COACHING EXPERIENCE

Years	School, Position
1993-94	Wash. & Jefferson, asst. coach
1994-95	Barton College, asst. coach
1995-98	Eastern Illinois, asst. coach
1998-03	Southern Illinois, asst. coach
2003-04	Southern Illinois, head coach
2004-05	Purdue, associate head coach
2006-pres.	Purdue, head coach

PLAYING EXPERIENCE

Years	
1990-93	Purdue (Honorable mention All-Big Ten, 1993)

COACHING HONORS

2004	Missouri Valley Coach of the Year
2004	District V Coach of the Year (USBWA)
2008	Big Ten Coach of the Year
2008	District V Coach of the Year (USBWA)
2008	District 10 Coach of the Year (NABC)
2010	Big Ten Coach of the Year
2010	District V Coach of the Year (USBWA)
2010	District 7 Coach of the Year (NABC)
2011	Big Ten Coach of the Year
2011	District V Coach of the Year (USBWA)
2011	District 7 Coach of the Year (NABC)
2017	District V Coach of the Year (USBWA)
2019	NABC National Coach of the Year
2019	Big Ten Coach of the Year
2019	District V Coach of the Year (USBWA)
2019	District 7 Coach of the Year (NABC)

COACHING TREE

• Greg Gary	Mercer (head coach)
• Steve Lutz	Texas A&M - Corpus Christi (head coach)
• Cuonzo Martin	Missouri (head coach)
• Jack Owens	Miami, Ohio (head coach)
• Micah Shrewsberry	Penn State (head coach)
• Spike Albrecht	Purdue (graduate assistant)
• Dru Anthrop	Los Angeles Lakers (video coordinator)
• Joey Brooks	Cal State Fullerton (assistant coach)
• D.J. Byrd	Mercer (assistant coach)
• Tarrance Crump	DePaul (director of player development)
• Grady Eifert	Penn State (video coordinator)
• Johnny Hill	Idaho (assistant coach)
• Kenneth Lowe	Miami, Ohio (assistant coach)
• Tommy Luce	Purdue (graduate assistant)
• Cowan Olinger	Miami, Ohio (director of operations)
• Rick Ray	Colorado (assistant coach)
• J.R. Reynolds	Miami, Ohio (assistant coach)
• Ryne Smith	Mercer (director of operations)
• P.J. Thompson	Purdue (director of player development)

NBA DRAFT PICKS UNDER PAINTER

2007	Carl Landry, 31st to Seattle
2011	JaJuan Johnson, 27th to Boston via New Jersey
2011	E'Twaun Moore, 55th overall to Boston
2012	Robbie Hummel, 58th to Minnesota
2016	A.J. Hammons, 46th to Dallas
2017	Caleb Swanigan, 26th to Portland
2018	Vince Edwards, 52nd to Houston via Utah
2019	Carsen Edwards, 33rd to Boston via Philadelphia

ALL-AMERICANS UNDER PAINTER

2010	Robbie Hummel, 2nd (NABC) / HM (AP)
2010	E'Twaun Moore, HM (AP)
2011	JaJuan Johnson, Consensus
2011	E'Twaun Moore, 3rd (NABC) / HM (AP)
2012	Robbie Hummel, HM (AP)
2016	A.J. Hammons, HM (AP)
2017	Caleb Swanigan, Consensus
2018	Carsen Edwards, 2nd (NABC) / 3rd (Sporting News)
2018	Isaac Haas, HM (AP)
2019	Carsen Edwards, Consensus (2nd team)
2021	Trevion Williams, HM (AP)

GAME 26 // [3] PURDUE vs. MARYLAND // FEBRUARY 13, 2022

WINS OVER TOP-25 TEAMS (59)				PAINTER AMONG THE NATION'S BEST					
Date	Opponent	Site	Score	WINS PER SEASON IN BIG TEN PLAY					
2-11-06	[22] Michigan	Home	84-70	Avg.	Coach	School	Wins	Years	
11-29-06	[25] Virginia	Home	61-59	12.3	Bo Ryan	Wisconsin	172	2002-15	
2-15-07	[24] Indiana	Home	81-68	12.2	Bob Knight	Indiana	353	1972-00	
12-15-07	[22] Louisville	Indianapolis, Ind.	67-59	12.0	Tom Izzo	Michigan State	310	1996-pres.	
1-26-08	[11] Wisconsin	Home	60-56	11.5	Thad Matta	Ohio State	150	2005-17	
2-9-08	[8] Wisconsin	Away	72-67	11.3	Matt Painter	Purdue	180	2006-pres.	
11-23-08	[10] Michigan State	Home	60-54	10.6	Gene Keady	Purdue	265	1981-05	
12-20-08	[22] Davidson	Indianapolis, Ind.	76-58	* - Minimum 100 wins. / Through 2020-21 season.					
1-22-09	[21] Minnesota	Away	70-62	ACTIVE BIG TEN COACHES TO WIN A CHAMPIONSHIP					
2-17-09	[6] Michigan State	Home	72-54	Coach	School	RS	Tourn.		
3-21-09	[15] Washington	Portland, Ore. (NCAA)	76-74	Tom Izzo	Michigan State	10	6		
11-23-09	[9] Tennessee	St. Thomas, US Virgin Islands	73-72	Matt Painter	Purdue	3	1		
1-1-10	[6] West Virginia	Home	77-62	Greg Gard	Wisconsin	1			
1-28-10	[16] Wisconsin	Home	60-57	Juwan Howard	Michigan	1			
2-9-10	[10] Michigan State	Away	76-64	NCAA TOURNAMENTS BY BIG TEN COACHES					
2-17-10	[9] Ohio State	Away	60-57	App.	Coach	Current School	Total Yrs.		
3-21-10	[23] Texas A&M	Spokane, Wash. (NCAA)	63-61	23	Tom Izzo	Michigan State	26		
1-22-11	[17] Michigan State	Home	86-76	13	Matt Painter	Purdue	17		
1-29-11	[16] Minnesota	Home	73-61	10	Fran McCaffery	Iowa	25		
2-16-11	[10] Wisconsin	Home	70-62	6	Chris Holtmann	Ohio State	10		
2-20-11	[2] Ohio State	Home	76-63	5	Brad Underwood	Illinois	8		
2-25-12	[11] Michigan	Away	75-61	4	Greg Gard	Wisconsin	6		
3-16-12	[24] Saint Mary's	Omaha, Neb. (NCAA)	72-69	4	Fred Hoiberg	Nebraska	7		
1-2-13	[11] Illinois	Home	68-61	2	Danny Manning	Maryland	8		
3-3-13	[17] Wisconsin	Away	69-56	2	Steve Pikiell	Rutgers	16		
1-24-15	[25] Iowa	Home	67-63	1	Juwan Howard	Michigan	2		
1-28-15	[22] Indiana	Home	83-67	1	Chris Collins	Northwestern	8		
2-4-15	[20] Ohio State	Home	60-58	0	Ben Johnson	Minnesota	0		
2-6-16	[8] Michigan State	Home	82-81	0	Micah Shrewsberry	Penn State	0		
2-27-16	[10] Maryland	Home	83-79	0	Mike Woodson	Indiana	0		
12-17-16	[21] Notre Dame	Indianapolis, Ind.	86-81	► While coaching at all schools. / Through 2020-21 season.					
1-8-17	[13] Wisconsin	Home	66-55	WINS AT PURDUE					
2-1-17	[25] Northwestern	Home	80-59	Coach	Yrs.	Gms.	W	L	Pct.
2-4-17	[17] Maryland	Away	73-72	Gene Keady	25	782	512	270	.655
3-18-17	[17] Iowa State	Milwaukee, Wis. (NCAA)	80-76	Matt Painter	17th	564	376	188	.667
11-24-17	[2] Arizona	Paradise Island, Bahamas	89-64	Ward Lambert	29	523	371	152	.709
11-28-17	[17] Louisville	Home	66-57	GAMES COACHED AT PURDUE					
1-25-18	[25] Michigan	Home	92-88	Coach	Yrs.	Gms.	W	L	Pct.
12-6-18	[23] Maryland	Home	62-60	Gene Keady	25	782	512	270	.655
1-3-19	[25] Iowa	Home	86-70	Matt Painter	17th	564	376	188	.667
1-19-19	[25] Indiana	Home	70-55	Ward Lambert	29	523	371	152	.709
1-27-19	[6] Michigan State	Home	73-63	NCAA DIVISION I ACTIVE WINS LIST (55 or younger)					
3-23-19	[23] Villanova	Hartford, Conn. (NCAA)	87-61	Wins	Coach	School	Age	Years	
3-28-19	[6] Tennessee	Louisville, Ky. (NCAA)	99-94	423	Mick Cronin	UCLA	50	19th	
11-29-19	[20] VCU	Destin, Fla.	59-56	412	Scott Drew	Baylor	51	20th	
12-4-19	[5] Virginia	Home	69-40	401	Matt Painter	Purdue	51	18th	
1-12-20	[8] Michigan State	Home	71-42	384	Travis Ford	Saint Louis	52	22nd	
2-5-20	[17] Iowa	Home	104-68	380	Brad Brownell	Clemson	53	20th	
3-3-20	[18] Iowa	Away	77-68	379	Tony Bennett	Virginia	52	16th	
12-16-20	[20] Ohio State	Home	67-60	► Through games played Feb. 10, 2022.					
1-8-21	[23] Michigan State	Away	55-54	► Min. 5 years as a D-I coach // age as of April 1, 2022.					
1-19-21	[15] Ohio State	Away	67-65	MOST APPEARANCES IN NCAA TOURNAMENT*					
1-30-21	[21] Minnesota	Home	81-62	NCAAs	S-16s	Coach	School	Age*	Yrs.*
3-2-21	[25] Wisconsin	Home	73-69	35	25	Mike Krzyzewski	Duke	75	47th
11-20-21	[18] North Carolina	Uncasville, Conn.	93-84	35	20	Jim Boeheim	Syracuse	77	46th
11-21-21	[5] Villanova	Uncasville, Conn.	80-74	25	7	Rick Barnes	Tennessee	67	35th
1-17-22	[17] Illinois	Away	96-88	25	9	Bob Huggins	West Virginia	68	37th
1-30-22	[16] Ohio State	Home	81-78	23	14	Tom Izzo	Michigan State	67	27th
2-8-22	[13] Illinois	Home	84-68	22	13	Bill Self	Kansas	59	29th
Most wins vs. ranked team: Michigan State - 8				21	10	Mark Few	Gonzaga	59	23rd
Best record (min. 4 games): Wisconsin (7-7; .500)				20	15	John Calipari	Kentucky	63	30th
Worst record (min. 4 games): Ohio State (5-12; .294)				18	9	Tubby Smith	High Point	70	31st
				18	8	Rick Pitino	Iona	69	34th
				17	7	Jay Wright	Villanova	60	28th
				15	5	Dana Altman	Oregon	63	34th
				14	3	Mike Brey	Notre Dame	63	27th
				13	5	Matt Painter	Purdue	51	18th
				12	4	Bruce Weber	Kansas State	65	24th
				12	2	Mick Cronin	UCLA	50	19th
				► Active coaches (through 2020-21 season).					
				* Age as of May 1, 2022.					

PURDUE RECORD BREAKDOWN																
Year	Overall	Big Ten	Non-Con.*	B1G Tour.	NCAAs	Home	Road	Neutral	vs. Top-25	Unranked	Nov.	Dec.	Jan.	Feb.	March	Longest W Streak
	W-L	W-L	W-L	W-L	W-L	W-L	W-L	W-L	W-L	W-L	W-L	W-L	W-L	W-L	W-L	
2005-06	9-19	3-13	6-5	0-1	0-0	9-5	0-11	0-3	1-7	8-12	2-2	4-3	1-7	2-4	0-3	3 (Dec. 17-28)
2006-07	22-12	9-7	11-3	1-1	1-1	16-1	2-7	4-4	2-7	20-5	5-1	6-2	3-5	5-2	3-2	6 (Nov. 21-Dec. 9)
2007-08	25-9	15-3	9-4	0-1	1-1	16-1	6-5	3-3	4-4	21-5	3-1	6-3	7-1	6-1	3-3	11 (Jan. 12-Feb. 16)
2008-09	27-10	11-7	11-2	3-0	2-1	15-3	5-5	7-2	4-5	23-5	5-1	6-2	6-1	5-3	5-3	6 (Two Times)
2009-10	29-6	14-4	12-0	1-1	2-1	14-2	8-2	7-2	6-3	23-3	5-0	7-0	6-3	6-1	5-2	14 (Nov. 13-Jan. 5)
2010-11	26-8	14-4	11-2	0-1	1-1	16-0	7-5	3-3	4-2	22-6	5-1	8-0	5-3	6-1	2-3	10 (Dec. 1-Jan. 9)
2011-12	22-13	10-8	10-3	1-1	1-1	13-4	5-5	4-4	2-10	20-3	7-1	5-2	3-4	5-3	2-3	4 (Nov. 11-18)
2012-13	16-18	8-10	8-7*	0-1	0-0	12-7	4-7	0-4	2-8	14-10	3-3	3-3	5-4	2-5	3-3	3 (Two Times)
2013-14	15-17	5-13	10-3	0-1	0-0	12-5	2-8	1-4	0-9	15-8	5-2	5-2	3-4	2-5	0-4	5 (Nov. 8-24)
2014-15	21-13	12-6	8-5	1-1	0-1	14-3	4-6	3-4	3-4	18-9	5-1	4-4	5-3	5-1	2-4	4 (Two Times)
2015-16	26-9	12-6	12-1	2-1	0-1	17-1	5-5	4-3	2-5	24-4	6-0	7-1	6-3	3-3	4-2	11 (Nov. 13-Dec. 12)
2016-17	27-8	14-4	11-2	0-1	2-1	15-2	6-4	6-2	5-3	22-5	5-2	7-0	5-3	7-1	3-2	7 (Dec. 3-28)
2017-18	30-7	15-3	11-2	2-1	2-1	16-1	8-2	6-4	3-4	27-3	6-2	7-0	9-0	4-3	4-2	19 (Nov. 24-Feb. 3)
2018-19	26-10	16-4	7-4	0-1	3-1	15-0	6-6	5-4	6-6	20-4	5-2	3-3	7-1	6-1	5-3	8 (Jan. 11-Feb. 9)
2019-20	16-15	9-11	7-4	CANC.	CANC.	11-5	4-8	1-2	5-6	11-9	4-3	4-2	3-5	4-4	1-1	3 (Twice)
2020-21	18-10	13-6	5-2	0-1	0-1	11-1	5-6	2-3	5-5	13-5	1-1	6-3	5-2	4-2	2-2	5 (Feb. 16-March 6)
2021-22	21-4	10-4	11-0			13-1	4-3	4-0	5-1	16-3	7-0	5-1	6-2	3-1		8 (Nov. 9-Dec. 3)
TOTALS	376-188	190-113	160-49	11-14	15-12	235-42	81-95	60-51	59-89	317-99	79-23	93-31	85-51	75-41	44-42	19 games
PCT.	.667	.627	.766	.440	.556	.848	.460	.541	.399	.762	.775	.750	.625	.647	.512	
STREAK	L-1	L-1	W-13	L-3	L-2	W-5	L-1	W-4	W-3	L-1	W-7	W-4	W-3	L-1	L-2	

* - Denotes regular-season non-conference play. Does not include postseason opponents, except for the 2013 CBI (1-1).

2021-22 RESULTS / LEADERS										
Overall Record: 21-4		Home: 13-1		Away: 4-3		Neutral: 4-0				
Big Ten Record: 10-4		Home: 6-1		Away: 4-3						
Date	P / O	Opponent	W/L	Score	High Scorer	High Rebounds	High Assists	High Steals	High Blocks	Attend.
Nov. 9	7 / -	Bellarmine	W	96-67	Stefanovic (23)	Edey, Furst (9)	Thompson (4)	Morton (4)	Three Players (1)	14,804
Nov. 12	7 / -	Indiana State	W	92-67	Ivey (27)	Edey (10)	Ivey, Stefanovic (4)	Ivey, Morton (2)	Williams (4)	14,804
Nov. 16	6 / -	Wright State	W	96-52	Williams (20)	Williams (13)	Hunter Jr. (4)	Edey, Williams (2)	Edey, Morton (2)	14,804
Nov. 20	1 6 / 18	vs. North Carolina	W	93-84	Stefanovic (23)	Ivey (10)	Stefanovic (8)	Hunter Jr., Ivey (2)	Furst (2)	9,176
Nov. 21	1 6 / 5	vs. Villanova	W	80-74	Edey (21)	Ivey (7)	Ivey (7)	Williams (3)	Ivey (1)	9,100
Nov. 26	3 / -	Omaha	W	97-40	Edey (20)	Williams (10)	Stefanovic (5)	Ivey (2)	Edey (3)	14,804
Nov. 30	2 2 / -	Florida State	W	93-65	Ivey (18)	Four Players (6)	Stefanovic (8)	Five Players (1)	Furst, Ivey (2)	14,804
Dec. 3	* 2 / -	Iowa	W	77-70	Ivey (19)	Williams (18)	Williams (3)	Ivey (2)	Edey, Gillis (1)	14,804
Dec. 9	* 1 / -	at Rutgers	L	68-70	Williams (21)	Williams (11)	Ivey (3)	Ivey (3)	Edey, Gillis (1)	8,000
Dec. 12	3 1 / -	vs. North Carolina St.	W	82-72	Williams (22)	Williams (12)	Williams (9)	Three Players (2)	Williams (4)	7,124
Dec. 18	4 3 / -	vs. Butler	W	77-48	Ivey (22)	Edey (11)	Morton, Stefanovic (3)	Four Players (1)	Edey (2)	17,905
Dec. 20	3 / -	Incarnate Word	W	79-59	Edey (13)	Edey (9)	Three Players (4)	Newman, Stefanovic (2)	Three Players (1)	14,804
Dec. 29	3 / -	Nicholls	W	104-90	Edey (21)	Williams (11)	Williams (8)	Three Players (1)	Edey, Gillis (2)	14,804
Jan. 3	* 3 / 23	Wisconsin	L	69-74	Edey (24)	Edey (10)	Morton (4)	Morton (2)	---	14,804
Jan. 8	* 3 / -	at Penn State	W	74-67	Williams (21)	Williams (9)	Stefanovic (6)	Ivey, Morton (2)	Hunter Jr., Ivey (1)	10,464
Jan. 14	* 7 / -	Nebraska	W	92-65	Edey (22)	Edey (9)	Ivey (5)	Gillis, Newman (2)	Edey, Morton (2)	14,804
Jan. 17	* 4 / 17	at Illinois	W	96-88	Stefanovic (22)	Three Players (8)	Williams (5)	Ivey (2)	Edey (2)	15,544
Jan. 20	* 4 / -	at Indiana	L	65-68	Ivey (21)	Edey (9)	Edey (3)	---	Edey, Thompson (1)	17,222
Jan. 23	* 4 / -	Northwestern	W	80-60	Stefanovic (22)	Edey, Williams (10)	Hunter Jr. (5)	Hunter Jr. (2)	---	14,804
Jan. 26	* 6 / -	at Iowa	W	83-73	Thompson (18)	Williams (10)	Williams (5)	Williams (2)	Thompson, Williams (1)	12,723
Jan. 30	* 6 / 16	Ohio State	W	81-78	Ivey (21)	Gillis (11)	Hunter Jr. (5)	Williams (2)	Williams (2)	14,804
Feb. 2	* 4 / -	at Minnesota	W	88-73	Ivey (21)	Edey (12)	Stefanovic (7)	Furst, Ivey (1)	Five Players (1)	9,975
Feb. 5	* 4 / -	Michigan	W	82-76	Ivey (23)	Edey (9)	Ivey (7)	Three Players (1)	Williams (4)	14,804
Feb. 8	* 3 / 13	Illinois	W	84-68	Ivey (26)	Gillis (9)	Ivey (6)	Williams (2)	Edey (3)	14,804
Feb. 10	* 3 / -	at Michigan	L	58-82	Ivey (18)	Edey (6)	Thompson, Williams (2)	Hunter Jr., Stefanovic (1)	Stefanovic (2)	11,452
Feb. 13	*	Maryland								
Feb. 16	*	at Northwestern								
Feb. 20	*	Rutgers								
Feb. 26	*	at Michigan State								
March 1	*	at Wisconsin								
March 5	*	Indiana								
March 9-13	5	Big Ten Tournament								
* Denotes Big Ten Conference game										
1 Denotes Basketball Hall of Fame Tipoff Classic (Uncasville, Conn.)										
2 Denotes Big Ten / ACC Challenge (West Lafayette, Ind.)										
3 Denotes Basketball Hall of Fame Invitational (Brooklyn, N.Y.)										
4 Denotes Crossroads Classic (Indianapolis, Ind.)										
5 Denotes Big Ten Tournament (Indianapolis, Ind.)										

2021-22 OVERALL STATISTICS

Game Records

Record	Overall	Home	Away	Neutral
ALL GAMES	21-4	13-1	4-3	4-0
CONFERENCE	10-4	6-1	4-3	0-0
NON-CONFERENCE	11-0	7-0	0-0	4-0

Score by Periods

Team	1st	2nd	OT	TOT
Purdue	1018	1025	43	2086
Opponents	769	936	25	1730

Team Box Score

No.	Player				Total		3-Point		F-Throw		Rebounds													
		GP-GS	MIN	AVG	FG-FGA	FG%	3FG-3FGA	3FG%	FT-FTA	FT%	OFF	DEF	TOT	AVG	PF	DQ	A	TO	BLK	STL	PTS	AVG		
23	IVEY, Jaden	24-22	724:56	30.2	143-296	.483	47-116	.405	91-123	.740	17	104	121	5.0	42	0	76	55	14	25	424	17.7		
15	EDEY, Zach	25-21	468:36	18.7	147-216	.681	0-0	.000	72-114	.632	70	117	187	7.5	52	0	31	43	29	8	366	14.6		
50	WILLIAMS, Trevion	25-4	498:09	19.9	127-228	.557	4-10	.400	50-86	.581	64	132	196	7.8	53	0	75	48	18	26	308	12.3		
55	STEFANOVIC, Sasha	25-25	753:18	30.1	89-207	.430	64-159	.403	47-55	.855	5	59	64	2.6	36	0	90	31	5	9	289	11.6		
0	GILLIS, Mason	21-13	464:26	22.1	47-87	.540	27-57	.474	22-25	.880	30	59	89	4.2	36	0	19	16	5	6	143	6.8		
11	THOMPSON, Isaiah	25-20	477:55	19.1	41-97	.423	32-77	.416	17-20	.850	8	19	27	1.1	26	0	31	12	2	4	131	5.2		
2	HUNTER JR., Eric	25-7	576:23	23.1	47-99	.475	18-42	.429	18-27	.667	13	28	41	1.6	28	0	47	27	1	17	130	5.2		
5	NEWMAN, Brandon	20-1	251:25	12.6	29-95	.305	25-77	.325	17-20	.850	3	38	41	2.1	26	1	14	12	3	7	100	5.0		
3	FURST, Caleb	24-12	398:47	16.6	41-71	.577	9-21	.429	22-32	.688	34	58	92	3.8	28	0	13	16	8	4	113	4.7		
25	MORTON, Ethan	25-0	391:34	15.7	24-48	.500	11-23	.478	11-15	.733	4	28	32	1.3	22	0	42	11	5	15	70	2.8		
34	BARRETT, Carson	8-0	18:30	2.3	2-6	.333	0-2	.000	0-1	.000	2	3	5	0.6	2	0	1	4	0	0	4	0.5		
21	FROST, Matt	8-0	16:31	2.1	1-5	.200	0-0	.000	2-2	1.000	3	0	3	0.4	2	0	0	1	0	1	4	0.5		
22	MARTIN, Chase	8-0	16:57	2.1	1-5	.200	0-0	.000	0-3	.000	0	2	2	0.3	3	0	1	2	0	1	2	0.3		
14	WULBRUN, Jared	9-0	17:35	2.0	0-2	.000	0-1	.000	2-2	1.000	0	1	1	0.1	1	0	0	0	0	0	2	0.2		
Team											34	41	75					8						
Total		25	5075		739-1462	.505	237-585	.405	371-525	.707	287	689	976	39.0	357	1	440	286	90	123	2086	83.4		
Opponents		25	5075		641-1505	.426	218-635	.343	230-325	.708	212	503	715	28.6	477	14	334	246	55	137	1730	69.2		

Team Statistics

	PURDUE	OPP
Scoring	2086	1730
Points per game	83.4	69.2
Scoring margin	+14.2	-
Field goals-att	739-1462	641-1505
Field goal pct	.505	.426
3 point fg-att	237-585	218-635
3-point FG pct	.405	.343
3-pt FG made per game	9.5	8.7
Free throws-att	371-525	230-325
Free throw pct	.707	.708
F-Throws made per game	14.8	9.2
Rebounds	976	715
Rebounds per game	39.0	28.6
Rebounding margin	+10.4	-
Assists	440	334
Assists per game	17.6	13.4
Turnovers	286	246
Turnovers per game	11.4	9.8
Turnover margin	-1.6	-
Assist/turnover ratio	1.5	1.4
Steals	123	137
Steals per game	4.9	5.5
Blocks	90	55
Blocks per game	3.6	2.2
Winning streak	0	-
Home win streak	5	-
Attendance	207256	77380
Home games-Avg/Game	14-14804	7-11054
Neutral site-Avg/Game	-	4-9045

Team Results

Date	Opponent		Score	Att.
11/09/2021	Bellarmine	W	96-67	14804
11/12/2021	Indiana St.	W	92-67	14804
11/16/2021	Wright St.	W	96-52	14804
11/20/2021	vs North Carolina	W	93-84	9176
11/21/2021	vs Villanova	W	80-74	9100
11/26/2021	Omaha	W	97-40	14804
11/30/2021	Florida St.	W	93-65	14804
12/03/2021	Iowa	W	77-70	14804
12/09/2021	at Rutgers	L	68-70	0
12/12/2021	vs NC State	Wot	82-72	0
12/18/2021	vs Butler	W	77-48	17905
12/20/2021	Incarnate Word	W	79-59	14804
12/29/2021	Nicholls St.	W	104-90	14804
01/03/2022	Wisconsin	L	69-74	14804
01/08/2022	at Penn St.	W	74-67	10464
01/14/2022	Nebraska	W	92-65	14804
01/17/2022	at Illinois	Wot2	96-88	15544
01/20/2022	at Indiana	L	65-68	17222
01/23/2022	Northwestern	W	80-60	14804
01/27/2022	at Iowa	W	83-73	12723
01/30/2022	Ohio St.	W	81-78	14804
02/02/2022	at Minnesota	W	88-73	9975
02/05/2022	Michigan	W	82-76	14804
02/08/2022	Illinois	W	84-68	14804
02/10/2022	at Michigan	L	58-82	11452

2021-22 BIG TEN CONFERENCE STATISTICS

Game Records

Record	Overall	Home	Away	Neutral
ALL GAMES	10-4	6-1	4-3	0-0
CONFERENCE	10-4	6-1	4-3	0-0
NON-CONFERENCE	0-0	0-0	0-0	0-0

Score by Periods

Team	1st	2nd	OT	TOT
Purdue	528	542	27	1097
Opponents	453	540	19	1012

Team Box Score

No.	Player				Total		3-Point		F-Throw		Rebounds											
		GP-GS	MIN	AVG	FG-FGA	FG%	3FG-3FGA	3FG%	FT-FTA	FT%	OFF	DEF	TOT	AVG	PF	DQ	A	TO	BLK	STL	PTS	AVG
23	IVEY, Jaden	13-11	421:07	32.4	80-176	.455	22-64	.344	59-81	.728	12	46	58	4.5	25	0	40	28	7	13	241	18.5
15	EDEY, Zach	14-13	273:29	19.5	79-125	.632	0-0	.000	33-62	.532	39	66	105	7.5	35	0	16	25	12	4	191	13.6
50	WILLIAMS, Trevion	14-1	278:03	19.9	68-139	.489	3-6	.500	30-51	.588	31	76	107	7.6	31	0	38	24	7	13	169	12.1
55	STEFANOVIC, Sasha	14-14	471:59	33.7	50-122	.410	32-89	.360	25-31	.806	4	34	38	2.7	22	0	43	16	5	4	157	11.2
2	HUNTER JR., Eric	14-6	354:25	25.3	35-66	.530	15-26	.577	13-18	.722	5	19	24	1.7	18	0	29	16	0	11	98	7.0
0	GILLIS, Mason	14-12	338:60	24.2	32-60	.533	21-43	.488	11-14	.786	20	45	65	4.6	24	0	15	15	2	5	96	6.9
11	THOMPSON, Isaiah	14-10	257:59	18.4	15-48	.313	11-39	.282	9-10	.900	4	11	15	1.1	12	0	14	6	2	1	50	3.6
3	FURST, Caleb	14-2	167:09	11.9	15-23	.652	4-6	.667	7-10	.700	12	18	30	2.1	19	0	5	5	0	2	41	2.9
25	MORTON, Ethan	14-0	201:31	14.4	11-24	.458	7-15	.467	6-9	.667	3	11	14	1.0	10	0	14	5	3	6	35	2.5
34	BARRETT, Carson	1-0	01:24	1.4	1-1	1.000	0-0	.000	0-0	.000	0	1	1	1.0	0	0	1	1	0	0	2	2.0
5	NEWMAN, Brandon	9-1	79:04	8.8	5-25	.200	5-21	.238	2-2	1.000	2	9	11	1.2	12	0	4	7	0	4	17	1.9
14	WULBRUN, Jared	2-0	02:02	1.0	0-0	.000	0-0	.000	0-0	.000	0	0	0	0.0	1	0	0	0	0	0	0	0.0
21	FROST, Matt	1-0	01:24	1.4	0-0	.000	0-0	.000	0-0	.000	0	0	0	0.0	0	0	0	1	0	0	0	0.0
22	MARTIN, Chase	1-0	01:24	1.4	0-0	.000	0-0	.000	0-0	.000	0	1	1	1.0	0	0	0	0	0	0	0	0.0
Team											19	23	42					7				
Total		14	2850		391-809	.483	120-309	.388	195-288	.677	151	360	511	36.5	209	0	219	156	38	63	1097	78.4
Opponents		14	2850		372-822	.453	117-322	.363	151-209	.722	109	308	417	29.8	267	7	197	128	33	81	1012	72.3


Team Statistics

	PURDUE	OPP
Scoring	1097	1012
Points per game	78.4	72.3
Scoring margin	+6.1	-
Field goals-att	391-809	372-822
Field goal pct	.483	.453
3 point fg-att	120-309	117-322
3-point FG pct	.388	.363
3-pt FG made per game	8.6	8.4
Free throws-att	195-288	151-209
Free throw pct	.677	.722
F-Throws made per game	13.9	10.8
Rebounds	511	417
Rebounds per game	36.5	29.8
Rebounding margin	+6.7	-
Assists	219	197
Assists per game	15.6	14.1
Turnovers	156	128
Turnovers per game	11.1	9.1
Turnover margin	-2.0	-
Assist/turnover ratio	1.4	1.5
Steals	63	81
Steals per game	4.5	5.8
Blocks	38	33
Blocks per game	2.7	2.4
Winning streak	0	-
Home win streak	5	-
Attendance	103628	77380
Home games-Avg/Game	7-14804	7-11054
Neutral site-Avg/Game	-	0-0

Team Results

Date	Opponent		Score	Att.
12/03/2021	Iowa	W	77-70	14804
12/09/2021	at Rutgers	L	68-70	0
01/03/2022	Wisconsin	L	69-74	14804
01/08/2022	at Penn St.	W	74-67	10464
01/14/2022	Nebraska	W	92-65	14804
01/17/2022	at Illinois	Wot2	96-88	15544
01/20/2022	at Indiana	L	65-68	17222
01/23/2022	Northwestern	W	80-60	14804
01/27/2022	at Iowa	W	83-73	12723
01/30/2022	Ohio St.	W	81-78	14804
02/02/2022	at Minnesota	W	88-73	9975
02/05/2022	Michigan	W	82-76	14804
02/08/2022	Illinois	W	84-68	14804
02/10/2022	at Michigan	L	58-82	11452

GAME 26 // [3] PURDUE vs. MARYLAND // FEBRUARY 13, 2022



Official Basketball Box Score - Final
Purdue at Michigan
02/10/22 Crisler Center, Ann Arbor
2021-22 Men's Basketball

Game Time: 9:00 PM
Game Duration: 1:58
Attendance: 11,452

LAST TIME OUT (Michigan 82, No. 3 Purdue 58)

Officials: Brian Dorsey, Courtney Green, Terry Oglesby

Purdue - 58			Record: 21-4 (10-4)															
NO. Name		Min	FG M-A	3P M-A	FT M-A	Rebounds			Fouls		TP	AS	TO	ST	Blocks		+/-	
						OR	DR	TOT	PF	FD						BS	BA	
0	Mason Gillis	F 17:46	1-5	0-4	0-0	1	2	3	2	0	2	0	1	0	0	0	0	-7
15	Zach Edey	C 17:15	4-6	0-0	2-3	2	4	6	3	4	10	0	2	0	0	0	0	-7
2	Eric Hunter Jr.	G 25:08	1-2	0-0	1-1	0	2	2	1	1	3	0	0	1	0	0	0	-15
23	Jaden Ivey	G 32:11	6-13	1-4	5-7	2	1	3	1	5	18	0	5	0	1	2	2	-27
55	Sasha Stefanovic	G 27:01	1-6	1-5	0-0	2	0	2	1	1	3	1	3	1	2	0	0	-17
50	Trevion Williams	21:24	5-10	0-0	2-3	0	2	2	0	3	12	2	1	0	0	0	0	-23
3	Caleb Furst	16:36	2-4	1-3	0-0	0	1	1	1	0	5	0	1	0	0	0	0	-7
11	Isaiah Thompson	18:06	0-0	0-0	0-0	0	1	1	2	0	0	2	0	0	0	0	0	-8
25	Ethan Morton	20:22	2-3	1-2	0-0	0	1	1	0	0	5	0	0	0	0	0	0	-8
5	Brandon Newman	04:11	0-1	0-0	0-0	0	1	1	0	0	0	0	1	0	0	0	0	-1
Team						0	3	3			0		0					
Totals			22-50	4-18	10-14	7	18	25	11	14	58	5	14	2	3	2	-24	

Shooting By Period

1st FG%

12-25

48.0%

3PT%

1-9

11.1%

FT%

4-6

66.7%

2nd FG%

10-25

40.0%

3PT%

3-9

33.3%

FT%

6-8

75%

GM FG%

22-50

44.0%

3PT%

4-18

22.2%

FT%

10-14

71.4%

Dead Ball Rebounds: 2, 0

Technical Fouls::NONE

Shooting By Period			
1 st	FG%	12-25	48.0%
	3PT%	1-9	11.1%
	FT%	4-6	66.7%
2 nd	FG%	10-25	40.0%
	3PT%	3-9	33.3%
	FT%	6-8	75%
GM	FG%	22-50	44.0%
	3PT%	4-18	22.2%
	FT%	10-14	71.4%

Dead Ball Rebounds: 2, 0

Michigan - 82				Record: 13-9 (7-5)														
NO. Name		Min	FG M-A	3P M-A	FT M-A	Rebounds			Fouls		TP	AS	TO	ST	Blocks		+/-	
						OR	DR	TOT	PF	FD						BS	BA	
14	Moussa Diabate	F 32:32	7-12	0-1	1-1	3	1	4	3	4	15	0	1	1	0	1	23	
1	Hunter Dickinson	C 34:48	8-15	4-6	2-2	4	5	9	4	2	22	4	3	3	2	1	24	
12	DeVante' Jones	G 31:16	4-7	0-0	3-4	0	4	4	3	3	11	10	2	1	0	0	27	
22	Caleb Houston	G 32:09	5-10	4-6	0-0	2	1	3	1	0	14	2	0	1	0	0	27	
55	Eli Brooks	G 34:41	7-8	4-4	0-0	0	6	6	1	1	18	4	1	0	0	1	29	
23	Brandon Johns Jr.	07:03	1-4	0-1	0-0	0	3	3	1	0	2	0	0	0	0	0	2	
5	Terrance Williams II	08:13	0-2	0-0	0-0	2	0	2	0	1	0	0	0	0	0	0	2	
10	Frankie Collins	06:06	0-1	0-0	0-0	0	0	0	0	0	0	1	0	0	0	0	-7	
2	Kobe Bufkin	07:19	0-2	0-2	0-0	0	1	1	1	0	0	0	0	0	0	0	2	
0	Adrien Nunez	02:23	0-0	0-0	0-0	0	0	0	0	0	0	0	0	0	0	0	-5	
13	Ian Burns	01:45	0-1	0-1	0-0	0	0	0	0	0	0	0	0	0	0	0	-2	
44	Jaron Faulds	01:45	0-0	0-0	0-0	0	0	0	0	0	0	0	0	0	0	0	-2	
Team						1	2	3			0			0				
Totals			32-62	12-21	6-7	12	23	35	14	11	82	21	7	6	2	3	24	

Shooting By Period

1st FG% 17-33 51.5%

3PT% 3-7 42.9%

FT% 1-1 100%

2nd FG% 15-29 51.7%

3PT% 9-14 64.3%

FT% 5-6 83.3%

GM FG% 32-62 51.6%

3PT% 12-21 57.1%

FT% 6-7 85.7%

Dead Ball Rebounds: 1, 0

Technical Fouls::NONE

Shooting By Period			
1 st	FG%	17-33	51.5%
	3PT%	3-7	42.9%
	FT%	1-1	100%
2 nd	FG%	15-29	51.7%
	3PT%	9-14	64.3%
	FT%	5-6	83.3%
GM	FG%	32-62	51.6%
	3PT%	12-21	57.1%
	FT%	6-7	85.7%

Dead Ball Rebounds: 1, 0

	Pur	Mich	Points from		Pur	Mich	Period by Period Scoring			
Biggest lead	2 (1 st 19:37)	29 (2 nd 2:23)	Turnovers		5	15		1st	2nd	TOT
Best Scoring Run	5(1 st 9:46)	9(2 nd 4:01)	Paint		30	36	Pur	29	29	58
Lead Changes	1		Second Chance		4	10	Mich	38	44	82
Times Tied	3		Fast Breaks		2	7				
Time with Lead	00:36	36:33	Bench		22	2				

GAME 26 // [3] PURDUE vs. MARYLAND // FEBRUARY 13, 2022

2021-22 GAME-BY-GAME COMPARISON																			
Team	W/L	FG-FGA	Pct.	3P-3PA	Pct.	FT-FTA	Pct.	O-D	Reb.	PF	A	TO	B	S	1st	2nd	OT	Pts.	PPP
[7] Purdue	W	28-56	.500	16-36	.444	24-29	.828	15-27	42	13	21	13	3	7	50	46		96	1.43
Bellarmine		24-59	.407	12-35	.343	7-8	.875	7-25	22	20	15	10	1	5	37	30		67	1.00
[7] Purdue	W	31-58	.534	8-20	.400	22-32	.688	12-30	42	14	19	12	8	6	51	41		92	1.26
Indiana State		25-64	.391	6-26	.231	11-14	.786	10-21	31	25	14	12	0	4	30	37		67	0.92
[6] Purdue	W	35-67	.522	11-28	.393	15-21	.714	19-37	56	15	18	17	4	9	51	45		96	1.28
Wright State		18-59	.305	5-26	.192	11-14	.786	6-17	23	17	8	15	0	6	17	35		52	0.69
[6] Purdue	W	34-61	.557	10-23	.435	15-22	.682	4-27	31	16	21	9	2	6	41	52		93	1.21
[18] North Carolina		31-69	.449	12-29	.414	10-12	.833	12-25	37	20	13	14	5	3	35	49		84	1.09
[6] Purdue	W	29-55	.527	10-23	.435	12-14	.857	12-26	38	18	17	11	1	4	31	49		80	1.33
[5] Villanova		26-58	.448	13-34	.382	9-17	.529	10-16	26	15	15	4	2	4	33	41		74	1.23
[3] Purdue	W	34-59	.576	9-17	.529	20-24	.833	14-39	53	6	19	12	6	4	52	45		97	1.45
Omaha		17-63	.270	5-28	.179	1-2	.500	8-14	22	14	8	9	2	6	17	23		40	0.60
[2] Purdue	W	35-59	.593	12-25	.480	11-14	.786	10-26	36	8	23	13	5	5	48	45		93	1.37
Florida State		26-63	.413	8-24	.333	5-6	.833	11-14	25	17	12	13	1	7	32	33		65	0.96
[2] Purdue	W	21-50	.420	8-19	.421	27-37	.730	8-34	42	18	14	17	2	5	39	38		77	1.01
Iowa		25-62	.403	5-21	.238	15-22	.682	6-24	30	29	12	9	0	6	26	44		70	0.92
[1] Purdue	L	25-61	.410	7-26	.269	11-16	.688	16-19	35	17	10	11	2	8	35	33		68	1.05
Rutgers		25-48	.521	7-14	.500	13-18	.722	5-22	27	19	18	15	2	7	36	34		70	1.08
[1] Purdue	W	30-60	.500	5-21	.238	17-25	.680	11-32	43	16	18	14	9	6	27	39	16	82	1.09
North Carolina State		26-62	.419	8-21	.381	12-15	.800	7-23	30	24	10	13	3	7	31	35	6	72	0.96
[3] Purdue	W	27-51	.529	11-22	.500	12-14	.857	11-31	42	15	17	10	5	4	39	38		77	1.33
Butler		19-59	.322	4-28	.143	6-14	.429	13-14	27	15	10	7	2	5	21	27		48	0.83
[3] Purdue	W	30-66	.455	11-32	.344	8-15	.533	19-27	46	14	18	11	3	6	45	34		79	1.23
Incarinate Word		22-54	.407	12-27	.444	3-5	.600	5-18	23	17	14	11	2	5	27	32		59	0.92
[3] Purdue	W	35-61	.574	14-29	.483	20-27	.741	9-27	36	13	30	8	3	6	55	49		104	1.42
Nicholls		35-73	.479	16-35	.457	4-9	.444	14-18	32	27	18	10	4	4	36	54		90	1.23
[3] Purdue	L	23-56	.411	8-20	.400	15-24	.625	13-27	40	17	19	12	0	2	24	45		69	1.03
[23] Wisconsin		27-60	.450	6-24	.250	14-19	.737	9-25	34	22	13	7	2	5	29	45		74	1.10
[3] Purdue	W	28-58	.483	9-24	.375	9-13	.692	10-20	30	14	14	8	2	6	35	39		74	1.19
Penn State		26-55	.473	8-22	.364	7-11	.636	9-21	30	13	14	11	4	6	30	37		67	1.08
[7] Purdue	W	32-65	.492	9-29	.310	19-27	.704	14-27	41	16	19	10	5	7	48	44		92	1.26
Nebraska		26-57	.456	8-19	.421	5-13	.385	8-23	31	21	14	17	1	6	33	32		65	0.89
[4] Purdue	W	31-68	.456	8-18	.444	26-32	.813	10-36	46	15	13	12	3	3	37	32	27	96	1.13
[17] Illinois		32-77	.416	12-33	.364	12-15	.800	8-31	39	23	15	8	2	5	26	43	19	88	1.04
[4] Purdue	L	25-54	.463	8-23	.348	7-17	.412	8-31	39	18	12	12	2	0	28	37		65	0.98
Indiana		24-56	.429	6-20	.300	14-24	.583	4-26	30	16	6	3	4	9	37	31		68	1.03
[4] Purdue	W	29-56	.518	12-29	.414	10-13	.769	10-23	33	13	19	9	0	5	40	40		80	1.33
Northwestern		22-50	.440	9-26	.346	7-9	.778	5-16	21	16	12	10	2	5	28	32		60	1.00
[6] Purdue	W	30-49	.612	13-22	.591	10-22	.455	9-27	36	17	21	15	2	7	48	35		83	1.26
Iowa		24-64	.375	8-27	.296	17-18	.944	14-17	31	20	10	9	2	8	33	40		73	1.11
[6] Purdue	W	29-60	.483	8-17	.471	15-26	.577	15-23	38	12	17	10	4	4	39	42		81	1.23
[16] Ohio State		29-63	.460	9-29	.310	11-14	.786	12-20	32	22	15	6	4	6	40	48		78	1.18
[4] Purdue	W	35-63	.556	12-24	.500	6-8	.750	9-30	39	15	23	9	5	2	51	37		88	1.33
Minnesota		27-58	.466	11-22	.500	8-12	.667	4-19	23	15	16	5	3	4	36	37		73	1.11
[4] Purdue	W	30-58	.517	5-18	.278	17-21	.810	11-21	32	10	17	7	3	7	39	43		82	1.26
Michigan		29-52	.558	8-18	.444	10-12	.833	3-19	22	17	17	11	3	3	33	43		76	1.17
[3] Purdue	W	31-61	.508	9-22	.409	13-18	.722	11-24	35	16	16	9	5	5	36	48		84	1.27
[13] Illinois		24-58	.414	8-26	.308	12-15	.800	10-22	32	20	13	9	2	4	38	30		68	1.03
[3] Purdue	L	22-50	.440	4-18	.222	10-14	.714	7-18	25	11	5	14	3	2	29	29		58	0.94
Michigan		32-62	.516	12-21	.571	6-7	.857	12-23	35	14	21	7	2	6	38	44		82	1.32

MISCELLANEOUS SINGLE-GAME INFORMATION

Date	Opponent	Biggest Lead		Lead Chang.	Ties	[--Time In the Lead--]			Biggest Run		Paint	Off TO	2nd-ch.	Bench	Starters	Fr.	So.	Jr.	Sr.
		PU	Opp.			PU	Opp.	Tied	PU	Opp.									
Nov. 9	Bellarmine	36	3	1	1	37:15	1:25	1:20	11	9	22-20	14-11	13-6	29-22	67-45	2	46	15	33
Nov. 12	Indiana State	30	5	1	1	36:43	2:02	1:15	16	10	42-36	21-14	13-2	21-30	71-37	12	59	4	17
Nov. 16	Wright State	49	3	1	0	38:42	0:50	0:28	14	6	46-16	22-15	31-3	44-7	52-45	14	44	4	34
Nov. 20	[18] North Carolina	13	1	2	1	39:08	0:16	0:36	10	7	42-18	19-10	5-21	28-14	65-70	8	33	3	49
Nov. 21	[5] Villanova	10	11	6	5	18:55	17:54	3:11	9	8	38-18	4-10	16-11	15-17	65-57	12	34	12	22
Nov. 26	Omaha	58	1	2	0	39:18	0:26	0:16	29	5	48-16	8-9	19-8	49-14	48-26	7	61	6	23
Nov. 30	Florida State	28	0	0	2	38:18	0:00	1:42	12	7	38-26	12-25	18-15	31-16	62-49	9	49	12	23
Dec. 3	Iowa	19	1	2	1	35:38	2:17	2:05	7	11	26-34	8-20	10-4	37-29	40-41	2	45	5	25
Dec. 9	Rutgers	10	7	6	5	19:29	16:32	3:59	11	12	36-28	16-4	22-4	31-5	37-65	0	32	0	36
Dec. 12	North Carolina State	10	13	1	2	4:45	38:33	1:42	7	8	50-34	14-19	14-9	39-9	43-63	0	46	0	36
Dec. 18	Butler	36	2	1	1	38:25	0:21	1:14	12	6	26-26	6-8	12-6	25-6	52-42	6	47	6	18
Dec. 20	Incarnate Word	30	6	1	2	35:54	1:52	2:14	10	7	38-12	20-19	20-5	37-20	42-39	2	44	10	23
Dec. 29	Nicholls	22	6	6	2	35:45	2:55	1:20	20	6	42-34	16-11	6-24	37-8	67-82	0	64	15	25
Jan. 3	[23] Wisconsin	7	7	17	6	15:19	20:49	3:52	8	7	28-28	10-12	12-12	29-7	40-67	0	50	0	19
Jan. 8	Penn State	13	7	8	3	31:49	5:52	2:19	9	9	36-28	16-9	17-10	26-15	48-52	2	35	3	34
Jan. 14	Nebraska	30	0	0	0	39:35	0:00	0:25	14	6	46-24	28-7	21-4	36-20	56-45	10	55	0	27
Jan. 17	[17] Illinois	13	4	4	5	43:41	2:24	3:55	17	10	42-26	9-8	12-11	28-27	68-61	0	46	3	47
Jan. 20	Indiana	8	11	3	2	14:04	22:08	3:48	8	14	28-30	5-15	10-5	4-35	61-33	2	46	8	9
Jan. 23	Northwestern	20	2	3	1	36:41	1:23	1:56	9	10	32-18	6-6	13-9	31-16	49-44	7	21	8	44
Jan. 27	Iowa	18	0	0	0	39:41	0:00	0:19	7	11	32-26	5-18	9-14	38-32	45-41	4	28	18	33
Jan. 30	[16] Ohio State	20	4	2	3	32:47	4:37	2:36	8	7	42-30	11-16	18-11	33-32	48-46	0	51	0	30
Feb. 2	Minnesota	18	0	0	0	39:40	0:00	0:14	7	7	40-20	8-12	2-5	12-8	76-65	4	44	0	40
Feb. 5	Michigan	12	0	0	0	38:53	0:00	1:07	10	7	44-26	16-4	10-2	21-13	61-63	0	44	2	36
Feb. 8	[13] Illinois	19	9	3	5	25:16	11:47	2:57	14	8	38-22	15-15	9-9	23-24	61-44	5	50	3	26
Feb. 10	Michigan	2	29	1	3	0:36	36:33	2:51	5	9	30-36	5-15	4-10	22-2	36-80	5	35	0	18
Feb. 13	Maryland																		
Feb. 16	Northwestern																		
Feb. 20	Rutgers																		
Feb. 26	Michigan State																		
Mar. 1	Wisconsin																		
Mar. 5	Indiana																		
Mar. 9-13	Big Ten Tournament																		
PURDUE TOTALS		58							29		936	314	336	726	1,360	113	1,109	137	727
PURDUE AVERAGES											37.4	12.6	13.4	29.0	54.4	4.5	44.4	5.5	29.1
OPPONENT TOTALS		29							14		632	312	220	428	1,302				
OPPONENT AVERAGES											25.3	12.5	8.8	17.1	52.1				

POINTS-REBOUNDS-ASSISTS (starters in underline>

Date	Opponent	Result	#0	#2	#3	#5	#11	#14	#15	#21	#22	#23	#25	#34	#50	#55
			Gillis	Hunter	Furst	Newman	Thomps.	Wulbrun	Edey	Frost	Martin	Ivey	Morton	Barrett	Williams	Stefanovic
Nov. 9	Bellarmine	W, 96-67	DNP	61-1	<u>2-9-1</u>	14-13	<u>15-1-4</u>	0-1-0	<u>16-9-0</u>	0-0-0	0-0-0	<u>11-5-3</u>	5-4-3	0-0-0	4-7-3	<u>23-2-3</u>
Nov. 12	Indiana State	W, 92-67	DNP	0-1-3	<u>12-8-0</u>	8-1-0	<u>4-1-1</u>	0-0-0	<u>22-10-3</u>	0-0-0	0-0-0	<u>27-8-4</u>	2-1-1	0-1-0	11-8-3	<u>6-1-4</u>
Nov. 16	Wright State	W, 96-52	DNP	2-2-4	<u>14-11-2</u>	15-1-0	<u>0-0-3</u>	2-0-0	<u>18-12-1</u>	2-1-0	0-0-0	<u>8-6-3</u>	3-3-2	0-0-0	20-13-3	<u>12-4-0</u>
Nov. 20	[18] North Carolina	W, 93-84	DNP	6-2-0	<u>8-5-0</u>	0-0-2	<u>3-0-2</u>	DNP	<u>9-3-2</u>	DNP	DNP	<u>22-10-6</u>	2-2-0	DNP	20-4-1	<u>23-2-8</u>
Nov. 21	[5] Villanova	W, 80-74	0-1-0	3-3-1	<u>12-4-1</u>	3-3-0	<u>12-0-0</u>	DNP	<u>21-6-0</u>	DNP	DNP	<u>10-7-7</u>	0-1-0	DNP	9-4-2	<u>10-3-6</u>
Nov. 26	Omaha	W, 97-40	6-5-0	<u>4-1-2</u>	<u>7-9-1</u>	16-5-0	6-3-1	0-0-0	<u>20-6-1</u>	0-2-0	2-1-1	<u>12-2-2</u>	3-3-4	2-0-0	14-10-2	<u>5-4-5</u>
Nov. 30	Florida State	W, 93-65	6-3-0	4-0-2	<u>9-6-1</u>	13-6-2	<u>12-2-1</u>	DNP	<u>12-4-0</u>	DNP	DNP	<u>18-6-2</u>	0-0-4	DNP	8-6-3	<u>11-1-8</u>
Dec. 3	Iowa	W, 77-70	12-3-1	4-1-2	<u>2-7-0</u>	5-0-1	<u>5-1-1</u>	DNP	<u>6-7-0</u>	DNP	DNP	<u>19-2-2</u>	3-0-2	DNP	13-18-3	<u>8-1-2</u>
Dec. 9	Rutgers	L, 68-70	0-1-0	6-2-1	<u>0-0-0</u>	3-2-1	<u>0-2-0</u>	DNP	<u>13-6-1</u>	DNP	DNP	<u>15-1-3</u>	1-3-1	DNP	21-11-1	<u>9-2-2</u>
Dec. 12	North Carolina State	W, 82-72	9-4-0	2-1-0	<u>0-1-1</u>	0-0-0	<u>0-1-2</u>	DNP	<u>9-7-0</u>	DNP	DNP	<u>22-7-2</u>	6-1-2	DNP	22-12-9	<u>12-2-2</u>
Dec. 18	Butler	W, 77-48	6-4-1	0-1-2	<u>6-2-1</u>	1-4-1	<u>6-0-2</u>	0-0-0	14-11-0	0-0-0	0-0-0	<u>22-5-2</u>	4-1-3	0-2-0	10-6-2	<u>8-4-3</u>
Dec. 20	Incarnate Word	W, 79-59	10-3-2	3-2-1	<u>2-7-0</u>	6-5-0	<u>8-2-0</u>	0-0-0	13-9-4	2-0-0	0-0-0	<u>12-5-4</u>	3-0-2	0-1-0	<u>12-8-1</u>	<u>8-1-4</u>
Dec. 29	Nicholls	W, 104-90	<u>10-4-1</u>	2-3-2	DNP	7-4-2	<u>15-2-1</u>	0-0-0	21-5-4	0-0-0	0-0-0	<u>19-2-1</u>	7-2-7	0-0-0	<u>9-11-8</u>	<u>14-2-4</u>
Jan. 3	[23] Wisconsin	L, 69-74	<u>9-4-0</u>	2-1-2	0-0-0	0-0-1	<u>0-3-2</u>	DNP	24-10-2	DNP	DNP	<u>14-3-3</u>	3-6-4	DNP	<u>9-5-2</u>	<u>8-2-3</u>
Jan. 8	Penn State	W, 74-67	<u>14-2-1</u>	0-0-2	2-1-0	DNP	<u>3-1-0</u>	DNP	<u>6-6-1</u>	DNP	DNP	<u>12-7-1</u>	3-0-1	DNP	21-9-2	<u>13-3-6</u>
Jan. 14	Nebraska	W, 92-65	<u>8-7-1</u>	8-3-2	10-2-0	6-4-0	<u>0-2-2</u>	0-0-0	<u>22-9-0</u>	0-0-0	0-1-0	<u>17-4-5</u>	0-0-2	2-1-1	10-5-3	<u>9-3-3</u>
Jan. 17	[17] Illinois	W, 96-88	<u>4-4-1</u>	11-2-2	0-2-0	3-2-0	<u>3-0-0</u>	DNP	<u>20-8-1</u>	DNP	DNP	<u>19-8-2</u>	0-1-0	DNP	14-7-5	<u>22-8-2</u>
Jan. 20	Indiana	L, 65-68	<u>13-7-2</u>	0-1-0	2-3-1	0-1-0	<u>8-2-2</u>	DNP	<u>12-9-3</u>	DNP	DNP	<u>21-2-1</u>	0-0-1	DNP	2-6-2	<u>7-3-0</u>
Jan. 23	Northwestern	W, 80-60	<u>7-2-4</u>	10-2-5	7-3-0	<u>0-1-1</u>	<u>8-0-1</u>	DNP	<u>12-10-2</u>	DNP	DNP	DNP	2-2-2	DNP	12-10-1	<u>22-2-3</u>
Jan. 27	Iowa	W, 83-73	<u>0-3-1</u>	<u>7-0-2</u>	4-4-1	DNP	<u>18-1-2</u>	DNP	<u>6-4-1</u>	DNP	DNP	15-5-4	7-0-0	DNP	12-10-5	<u>14-5-4</u>
Jan. 30	[16] Ohio State	W, 81-78	<u>7-11-2</u>	<u>10-3-5</u>	0-1-1	DNP	<u>0-1-0</u>	DNP	<u>20-3-0</u>	DNP	DNP	21-3-2	3-0-0	DNP	9-8-3	<u>11-3-4</u>
Feb. 2	Minnesota	W, 88-73	<u>6-5-1</u>	<u>20-3-2</u>	4-3-0	0-0-0	0-1-1	DNP	<u>14-12-3</u>	DNP	DNP	<u>21-10-4</u>	3-0-1	DNP	5-3-4	<u>15-2-7</u>
Feb. 5	Michigan	W, 82-76	<u>8-4-0</u>	<u>8-2-3</u>	0-1-1	DNP	2-0-1	DNP	<u>13-9-1</u>	DNP	DNP	<u>23-6-7</u>	0-0-0	DNP	19-8-2	<u>9-1-2</u>
Feb. 8	[13] Illinois	W, 84-68	<u>6-9-1</u>	<u>9-2-1</u>	5-2-0	DNP	3-0-0	0-0-0	<u>13-6-1</u>	DNP	DNP	<u>26-4-6</u>	5-1-0	DNP	10-5-3	<u>7-1-4</u>
Feb. 10	Michigan	L, 58-82	<u>2-3-0</u>	<u>3-2-0</u>	5-1-0	0-1-0	0-1-2	DNP	<u>10-6-0</u>	DNP	DNP	<u>18-3-0</u>	5-1-0	DNP	12-2-2	<u>3-2-1</u>
Feb. 13	Maryland															
Feb. 16	Northwestern															
Feb. 20	Rutgers															
Feb. 26	Michigan State															
Mar. 1	Wisconsin															
Mar. 5	Indiana															
Mar. 9-13	Big Ten Tournament															

GAME 26 // [3] PURDUE vs. MARYLAND // FEBRUARY 13, 2022

INSIDE THE NUMBERS					PURDUE'S RECORD WHEN...																						
10+ POINTS			2022		CAREER		CONSECUTIVE GAMES WITH A 3-PTR			FIRST SUB		2022		CAREER		Category				2021-22		Painter		Str.			
Trevion Williams			17 (15-2)		59 (38-21)		Sasha Stefanovic			26		Trevion Williams		20		37		All Games				21-4		376-188		L-1	
Jaden Ivey			23 (19-4)		38 (29-9)		Caleb Furst			2		Eric Hunter Jr.		10		29		At Home				13-1		235-42		W-5	
Sasha Stefanovic			13 (13-0)		36 (31-5)		Jaden Ivey			2		Zach Edey		3		25		On Road				4-3		81-95		L-1	
Eric Hunter Jr.			4 (4-0)		35 (26-9)		Ethan Morton			2		Isaiah Thompson		4		21		At Neutral Sites				4-0		60-51		W-4	
Zach Edey			19 (15-4)		30 (22-8)							Ethan Morton		5		8		vs. Big Ten Foes				10-4		201-127		L-1	
Brandon Newman			4 (4-0)		16 (13-3)							Sasha Stefanovic				5		Big Ten Regular-Season				10-4		190-113		L-1	
Isaiah Thompson			5 (5-0)		15 (10-5)							Mason Gillis		1		3		Big Ten Tournament						11-14		L-3	
Mason Gillis			5 (4-1)		9 (8-1)							Jaden Ivey				3		At Home				6-1		118-33		W-5	
Caleb Furst			4 (4-0)		4 (4-0)							Matt Frost		1		1		On Road				4-3		72-80		L-1	
												Caleb Furst		1		1		At Neutral Site						11-14		L-3	
																		vs. Non-Conference Foes				11-0		175-61		W-11	
																		At Home				7-0		117-9		W-14	
																		On Road						9-16		L-1	
																		At Neutral Site				4-0		49-36		W-4	
																		vs. Ranked Opponent				5-1		59-89		W-3	
																		vs. Unranked Opponent				16-3		317-99		L-1	
																		In Overtime				2-0		14-18		W-2	
																		Leading at Halftime				18-0		308-51		W-23	
																		Trailing at Halftime				3-4		54-126		L-1	
																		Tied at Halftime						13-12		W-1	
																		Games Decided by 1-9 Pts.				7-3		131-110		W-2	
																		3 Points or Less				1-2		42-35		W-1	
																		4-6 Points				2-1		40-35		W-1	
																		7-9 Points				4-0		49-40		W-4	
																		Games Decided by 10+ Pts.				14-1		245-78		L-1	
																		10-19 Points				5-0		125-61		W-8	
																		20-Plus Points				9-1		120-17		L-1	
																		Purdue Shoots 48% or Better				18-0		183-17		W-23	
																		Purdue Shoots Less Than 48%				3-4		193-171		L-2	
																		Opp. Shoots 48% or Better				1-2		32-77		L-1	
																		Opp. Shoots Less Than 48%				20-2		344-111		W-5	
																		Purdue Shoots Better Than Opp.				20-1		310-43		W-5	
																		Opp. Shoots Better / Equal %				1-3		66-145		L-1	
																		Purdue Outrebounds Opp.				19-3		281-78		W-6	
																		Opp. Outreb. / Equals Purdue				2-1		95-110		L-1	
																		Purdue Has More FT Attempts				18-2		273-40		L-1	
																		Opp. Has More / Equal FT Att.				3-2		103-148		W-1	
																		Purdue Makes 10+ 3-Ptrs.				11-0		95-17		W-21	
																		Purdue Makes 0-4 3-Ptrs.				0-1		55-70		L-1	
																		Opp. Makes 10+ 3-Ptrs.				7-1		46-33		L-1	
																		Opp. Makes 0-4 3-Ptrs.						120-39		W-2	
																		Purdue Has 0-9 Turnovers				7-0		106-43		W-7	
																		Purdue Has 10-15 Turnovers				12-4		211-97		L-1	
																		Purdue Has 16+ Turnovers				2-0		59-48		W-4	
																		Opp. Has 0-9 Turnovers				9-3		74-66		L-1	
																		Opp. Has 10-15 Turnovers				11-1		176-95		W-6	
																		Opp. Has 16+ Turnovers				1-0		126-27		W-3	
																		Purdue Has Fewer TOs				6-1		212-66		W-5	
																		Purdue Has More / Equal TOs				15-3		164-122		L-1	
																		Purdue Wins Reb. & TO Margin				4-1		137-15		W-4	
																		Purdue Scores 0-49 Pts.						2-9		L-1	
																		Purdue Scores 50-59 Pts.				0-1		11-50		L-2	
																		Purdue Scores 60-69 Pts.				0-3		94-79		L-4	
																		Purdue Scores 70-79 Pts.				4-0		124-38		W-4	
																		Purdue Scores 80-89 Pts.				8-0		96-12		W-21	
																		Purdue Scores 90+ Pts.				9-0		49-0		W-111	
																		Opp. Scores 0-49 Pts.				2-0		54-1		W-24	
																		Opp. Scores 50-59 Pts.				2-0		110-6		W-6	
																		Opp. Scores 60-69 Pts.				7-1		136-54		W-2	
																		Opp. Scores 70-79 Pts.				7-2		62-78		W-4	
																		Opp. Scores 80-89 Pts.				2-1		10-40		L-1	
																		Opp. Scores 90+ Pts.				1-0		4-9		W-3	
																		0-1 Player in Double Figures						6-9		W-1	
																		2 Players in Double Figures				0-1		56-57		L-2	
																		3 Players in Double Figures				6-3		147-92		L-1	
																		4 Players in Double Figures				9-0		116-21		W-15	
																		5+ Players in Double Figures				6-0		51-9		W-15	
																		In November				7-0		79-23		W-7	
																		In December				5-1		93-31		W-4	
																		In January				6-2		85-51		W-3	
																		In February				3-1		75-41		L-1	
																		In March						44-42		L-2	
																		On Sunday				4-0		50-27		W-6	
																		On Monday				2-1		12-6		W-1	
																		On Tuesday				4-0		84-28		W-6	
																		On Wednesday				2-0		62-29		W-6	
																		On Thursday				1-3		34-26		L-1	
																		On Friday				4-0		42-15		W-4	
																		On Saturday				4-0		112-56		W-8	
																		Wearing White Uniforms				8-0				W-8	
																		Wearing Throwback Uniforms				1-1				W-1	
																		Wearing Black Uniforms				9-3				L-1	
																		Wearing Gold Uniforms				1-0				W-14	
																		Wearing Gray Uniforms				2-0				W-2	

GAME 26 // [3] PURDUE vs. MARYLAND // FEBRUARY 13, 2022

INDIVIDUAL GAME-BY-GAME STATISTICS														
#0 MASON GILLIS														
Date	Opponent	Min.	FG	3FG	FT	O-D-T	PF	A	TO	B	S	Pts.		
N9	Bellarmine					-- DID NOT PLAY --								
N12	Indiana State					-- DID NOT PLAY --								
N16	Wright State					-- DID NOT PLAY --								
N20	vs. [18] North Carolina					-- DID NOT PLAY --								
N21	vs. [5] Villanova	10	0-1	0-1	0-0	1-0-1	1	0	0	0	0	0		
N26	Omaha	17	2-2	1-1	1-1	2-3-5	0	0	0	1	0	6		
N30	Florida State	19	2-4	0-2	2-2	1-2-3	1	0	0	0	1	6		
D3	Iowa	18	2-3	2-2	6-6	1-2-3	3	1	1	1	0	12		
D9	at Rutgers	12	0-1	0-1	0-0	0-1-1	2	0	0	1	0	0		
D12	vs. North Carolina State	22	3-5	1-2	2-2	2-2-4	4	0	0	0	0	9		
D18	vs. Butler	19	1-2	0-0	4-4	2-2-4	1	1	0	0	0	6		
D20	Incarnate Word	21	4-9	2-5	0-0	2-1-3	3	2	0	0	0	10		
D29	• Nicholls	18	3-4	2-3	2-2	0-4-4	2	1	1	2	0	10		
J3	• [23] Wisconsin	23	3-4	3-4	0-0	1-3-4	1	0	2	0	0	9		
J8	• at Penn State	25	4-5	3-4	3-3	1-1-2	2	1	1	0	1	14		
J14	• Nebraska	24	3-8	2-4	0-0	1-6-7	2	1	0	0	2	8		
J17	• at [17] Illinois	43	2-3	0-1	0-0	1-3-4	1	1	2	0	0	4		
J20	• at Indiana	29	5-6	3-4	0-1	3-4-7	2	2	2	0	0	13		
J23	• Northwestern	28	3-6	1-4	0-0	1-1-2	1	4	1	0	0	7		
J27	• at Iowa	12	0-1	0-0	0-2	1-2-3	2	1	1	0	0	0		
J30	• [16] Ohio State	28	2-5	1-3	2-2	5-6-11	1	2	2	0	1	7		
F2	• at Minnesota	17	2-3	2-3	0-0	0-5-5	2	1	1	0	0	6		
F5	• Michigan	34	3-6	2-5	0-0	2-2-4	2	0	0	0	0	8		
F8	• [13] Illinois	28	2-4	2-4	0-0	2-7-9	1	1	1	0	1	6		
F10	• at Michigan	18	1-5	0-4	0-0	1-2-3	2	0	1	0	0	2		
F13	Maryland													
F16	at Northwestern													
F20	Rutgers													
F26	at Michigan State													
M1	at Wisconsin													
M5	Indiana													
M9-13	Big Ten Tournament													

#3 CALEB FURST														
Date	Opponent	Min.	FG	3FG	FT	O-D-T	PF	A	TO	B	S	Pts.		
N9	• Bellarmine	26	1-3	0-2	0-0	3-6-9	2	1	2	0	0	2		
N12	• Indiana State	22	4-7	0-1	4-5	2-6-8	0	0	0	1	0	12		
N16	• Wright State	25	5-7	1-2	3-4	4-7-11	1	2	3	0	0	14		
N20	• vs. [18] North Carolina	33	3-5	2-3	0-0	0-5-5	2	0	0	2	1	8		
N21	• vs. [5] Villanova	24	5-5	1-1	1-1	1-3-4	1	1	1	0	0	12		
N26	• Omaha	23	2-5	0-1	3-4	5-4-9	0	1	1	2	0	7		
N30	• Florida State	21	2-3	1-1	4-6	2-4-6	1	1	0	2	0	9		
D3	• Iowa	22	1-2	0-0	0-0	3-4-7	2	0	2	0	1	2		
D9	• at Rutgers	9	0-0	0-0	0-0	0-0-0	1	0	0	0	0	0		
D12	• vs. North Carolina State	13	0-1	0-0	0-0	0-1-1	1	1	3	0	0	0		
D18	• vs. Butler	21	3-4	0-1	0-0	1-1-2	0	1	0	0	1	6		
D20	• Incarnate Word	23	1-8	0-3	0-2	4-3-7	1	0	1	1	0	2		
D29	Nicholls					-- DID NOT PLAY --								
J3	[23] Wisconsin	6	0-0	0-0	0-0	0-0-0	0	0	0	0	0	0		
J8	at Penn State	12	1-2	0-0	0-0	0-1-1	1	0	0	0	0	2		
J14	Nebraska	16	3-3	1-1	3-5	2-0-2	2	0	1	0	0	10		
J17	at [17] Illinois	3	0-1	0-0	0-0	1-1-2	0	0	0	0	0	0		
J20	at Indiana	11	1-2	0-0	0-0	1-2-3	1	1	0	0	0	2		
J23	Northwestern	12	2-2	1-1	2-2	2-1-3	1	0	1	0	0	7		
J27	at Iowa	14	2-2	0-0	0-1	1-3-4	2	2	0	0	0	4		
J30	[16] Ohio State	12	0-0	0-0	0-0	0-1-1	4	1	0	0	0	0		
F2	at Minnesota	14	2-2	0-0	0-0	1-2-3	1	0	0	0	1	4		
F5	Michigan	6	0-0	0-0	0-0	0-1-1	1	1	0	0	0	0		
F8	[13] Illinois	15	1-3	1-1	2-2	1-1-2	2	0	0	0	0	5		
F10	at Michigan	17	2-4	1-3	0-0	0-1-1	1	0	1	0	0	5		
F13	Maryland													
F16	at Northwestern													
F20	Rutgers													
F26	at Michigan State													
M1	at Wisconsin													
M5	Indiana													
M9-13	Big Ten Tournament													

#2 ERIC HUNTER JR.														
Date	Opponent	Min.	FG	3FG	FT	O-D-T	PF	A	TO	B	S	Pts.		
N9	Bellarmine	19	2-6	2-6	0-0	0-1-1	0	1	0	0	1	6		
N12	Indiana State	19	0-2	0-1	0-0	0-1-1	1	3	2	0	0	0		
N16	Wright State	22	1-4	0-1	0-0	1-1-2	1	4	0	0	1	2		
N20	vs. [18] North Carolina	24	2-2	0-0	2-4	0-2-2	0	0	0	0	2	6		
N21	vs. [5] Villanova	19	0-1	0-1	3-4	1-2-3	2	1	2	0	0	3		
N26	• Omaha	18	2-4	0-0	0-0	1-0-1	0	2	1	0	0	4		
N30	Florida State	18	2-3	0-0	0-0	0-0-0	1	2	1	0	0	4		
D3	Iowa	25	1-4	1-3	1-2	0-1-1	1	2	4	0	0	4		
D9	at Rutgers	26	2-6	2-4	0-0	1-1-2	0	1	0	0	2	6		
D12	vs. North Carolina State	30	1-3	0-2	0-0	1-0-1	1	0	2	0	2	2		
D18	vs. Butler	18	0-3	0-2	0-0	1-0-1	1	2	1	1	0	0		
D20	Incarnate Word	17	1-3	1-2	0-0	1-1-2	3	1	2	0	0	3		
D29	Nicholls	18	1-2	0-1	0-1	2-1-3	0	2	0	0	0	2		
J3	[23] Wisconsin	20	1-4	0-1	0-0	0-1-1	0	2	2	0	0	2		
J8	at Penn State	15	0-1	0-0	0-0	0-0-0	1	2	1	0	1	0		
J14	Nebraska	17	3-5	1-1	1-1	1-2-3	1	2	0	0	0	8		
J17	at [17] Illinois	32	3-4	1-1	4-4	0-2-2	1	2	1	0	0	11		
J20	at Indiana	16	0-2	0-0	0-0	0-1-1	1	0	1	0	0	0		
J23	Northwestern	27	4-5	2-2	0-0	0-2-2	1	5	1	0	2	10		
J27	• at Iowa	34	2-3	1-2	2-4	0-0-0	1	2	0	0	1	7		
J30	• [16] Ohio State	30	4-7	1-1	1-2	1-2-3	1	5	2	0	1	10		
F2	• at Minnesota	30	8-11	4-6	0-0	1-2-3	4	2	0	0	0	20		
F5	• Michigan	27	2-5	1-2	3-4	1-1-2	4	3	2	0	2	8		
F8	• [13] Illinois	29	4-7	1-3	0-0	0-2-2	1	1	1	0	1	9		
F10	• at Michigan	25	1-2	0-0	1-1	0-2-2	1	0	0	0	1	3		
F13	Maryland													
F16	at Northwestern													
F20	Rutgers													
F26	at Michigan State													
M1	at Wisconsin													
M5	Indiana													
M9-13	Big Ten Tournament													

#5 BRANDON NEWMAN														
Date	Opponent	Min.	FG	3FG	FT	O-D-T	PF	A	TO	B	S	Pts.		
N9	Bellarmine	19	3-10	3-9	5-6	0-1-1	2	3	0	1	0	14		
N12	Indiana State	20	2-8	2-5	2-2	0-1-1	2	0	0	0	0	8		
N16	Wright State	17	5-8	5-7	0-0	0-1-1	1	0	0	0	0	15		
N20	vs. [18] North Carolina	11	0-1	0-0	0-0	0-0-0	1	2	1	0	0	0		
N21	vs. [5] Villanova	12	1-4	1-4	0-0	0-3-3	0	0	0	0	0	3		
N26	Omaha	17	4-9	3-7	5-5	0-5-5	0	0	0	0	0	16		
N30	Florida State	17	5-9	2-6	1-1	0-6-6	2	2	2	0	0	13		
D3	Iowa	13	1-4	1-4	2-2	0-0-0	1	1	0	0	0	5		
D9	at Rutgers	13	1-6	1-5	0-0	1-1-2	1	1	3	0	2	3		
D12	vs. North Carolina State	8	0-4	0-4	0-0	0-0-0	0	0	0	0	0	0		
D18	vs. Butler	11	0-4	0-4	1-2	0-4-4	5	1	1	1	1	1		
D20	Incarnate Word	18	2-8	2-6	0-0	0-5-5	0	0	1	1	2	6		
D29	Nicholls	22	2-5	2-4	1-2	1-3-4	1	2	0	0	0	7		
J3	[23] Wisconsin	6	0-2	0-1	0-0	0-0-0	0	1	0	0	0	0		
J8	at Penn State					-- DID NOT PLAY --								
J14	Nebraska	14	2-4	2-4	0-0	0-4-4	2	0	1	0	2	6		
J17	at [17] Illinois	11	1-3	1-2	0-0	0-2-2	3	0	0	0	0	3		
J20	at Indiana	5	0-0	0-0	0-0	0-1-1	3	0	1	0	0	0		
J23	• Northwestern	12	0-5	0-5	0-0	1-0-1	2	1	1	0	0	0		
J27	at Iowa					-- DID NOT PLAY --								
J30	[16] Ohio State					-- DID NOT PLAY --								

INDIVIDUAL GAME-BY-GAME STATISTICS

#11 | ISAIAH THOMPSON

Date	Opponent	Min.	FG	3FG	FT	O-D-T	PF	A	TO	B	S	Pts.
N9	• Bellarmine	24	5-9	5-8	0-0	0-1-1	1	4	0	0	0	15
N12	• Indiana State	21	1-3	1-3	1-3	0-1-1	2	1	0	0	0	4
N16	• Wright State	21	0-3	0-2	0-0	0-0-0	0	3	0	0	0	0
N20	• vs. [18] North Carolina	16	1-2	1-2	0-0	0-0-0	2	2	0	0	0	3
N21	• vs. [5] Villanova	21	4-5	4-5	0-0	0-0-0	2	0	2	0	0	12
N26	• Omaha	19	2-3	1-1	1-1	0-3-3	1	1	1	0	0	6
N30	• Florida State	22	4-4	2-2	2-2	1-1-2	0	1	1	0	1	12
D3	• Iowa	16	0-0	0-0	5-6	1-0-1	0	1	1	0	0	5
D9	• at Rutgers	14	0-2	0-2	0-0	0-2-2	1	0	0	0	0	0
D12	• vs. North Carolina State	15	0-1	0-1	0-0	1-0-1	2	2	0	0	2	0
D18	• vs. Butler	20	2-6	2-4	0-0	0-0-0	1	2	2	0	0	6
D20	• Incarnate Word	20	2-6	2-5	2-2	2-0-2	1	0	0	0	0	8
D29	• Nicholls	21	5-7	3-5	2-2	0-2-2	2	1	0	0	0	15
J3	• [23] Wisconsin	20	0-2	0-2	0-0	1-2-3	1	2	1	0	0	0
J8	• at Penn State	25	1-4	1-4	0-0	1-0-1	0	0	0	0	0	3
J14	• Nebraska	21	0-6	0-6	0-0	0-2-2	1	2	2	0	1	0
J17	• at [17] Illinois	18	1-4	1-4	0-0	0-0-0	0	0	0	0	0	3
J20	• at Indiana	26	3-7	2-5	0-0	0-2-2	2	2	0	1	0	8
J23	• Northwestern	16	2-6	2-6	2-2	0-0-0	2	1	0	0	0	8
J27	• at Iowa	28	6-8	4-6	2-2	0-1-1	2	2	2	1	0	18
J30	• [16] Ohio State	18	0-3	0-1	0-0	0-1-1	0	0	0	0	0	0
F2	• at Minnesota	10	0-3	0-2	0-0	1-0-1	0	1	0	0	0	0
F5	• Michigan	16	1-2	0-0	0-0	0-0-0	0	1	0	0	0	2
F8	• [13] Illinois	11	1-1	1-1	0-0	0-0-0	1	0	0	0	0	3
F10	• at Michigan	18	0-0	0-0	0-0	0-1-1	2	2	0	0	0	0
F13	• Maryland											
F16	• at Northwestern											
F20	• Rutgers											
F26	• at Michigan State											
M1	• at Wisconsin											
M5	• Indiana											
M9-13	• Big Ten Tournament											

#14 | JARED WULBRUN

Date	Opponent	Min.	FG	3FG	FT	O-D-T	PF	A	TO	B	S	Pts.
N9	Bellarmine	2	0-0	0-0	0-0	0-1-1	0	0	0	0	0	0
N12	Indiana State	2	0-0	0-0	0-0	0-0-0	0	0	0	0	0	0
N16	Wright State	2	0-1	0-1	2-2	0-0-0	0	0	0	0	0	2
N20	vs. [18] North Carolina					- DID NOT PLAY -						
N21	vs. [5] Villanova					- DID NOT PLAY -						
N26	• Omaha	3	0-1	0-0	0-0	0-0-0	0	0	0	0	0	0
N30	Florida State					- DID NOT PLAY -						
D3	• Iowa					- DID NOT PLAY -						
D9	• at Rutgers					- DID NOT PLAY -						
D12	• vs. North Carolina State					- DID NOT PLAY -						
D18	• vs. Butler	2	0-0	0-0	0-0	0-0-0	0	0	0	0	0	0
D20	• Incarnate Word	3	0-0	0-0	0-0	0-0-0	0	0	0	0	0	0
D29	• Nicholls	1	0-0	0-0	0-0	0-0-0	0	0	0	0	0	0
J3	• [23] Wisconsin					- DID NOT PLAY -						
J8	• at Penn State					- DID NOT PLAY -						
J14	• Nebraska	1	0-0	0-0	0-0	0-0-0	1	0	0	0	0	0
J17	• at [17] Illinois					- DID NOT PLAY -						
J20	• at Indiana					- DID NOT PLAY -						
J23	• Northwestern					- DID NOT PLAY -						
J27	• at Iowa					- DID NOT PLAY -						
J30	• [16] Ohio State					- DID NOT PLAY -						
F2	• at Minnesota					- DID NOT PLAY -						
F5	• Michigan					- DID NOT PLAY -						
F8	• [13] Illinois	1	0-0	0-0	0-0	0-0-0	0	0	0	0	0	0
F10	• at Michigan					- DID NOT PLAY -						
F13	• Maryland											
F16	• at Northwestern											
F20	• Rutgers											
F26	• at Michigan State											
M1	• at Wisconsin											
M5	• Indiana											
M9-13	• Big Ten Tournament											

#15 | ZACH EDEY

Date	Opponent	Min.	FG	3FG	FT	O-D-T	PF	A	TO	B	S	Pts.
N9	• Bellarmine	22	4-5	0-0	8-10	5-4-9	1	0	3	1	0	16
N12	• Indiana State	18	8-9	0-0	6-7	4-6-10	2	3	1	3	0	22
N16	• Wright State	18	8-12	0-0	2-3	5-7-12	2	1	3	2	2	18
N20	• vs. [18] North Carolina	18	4-7	0-0	1-2	0-3-3	3	2	4	0	0	9
N21	• vs. [5] Villanova	20	9-12	0-0	3-3	3-3-6	2	0	1	0	0	21
N26	• Omaha	16	6-7	0-0	8-8	0-6-6	0	1	1	3	1	20
N30	• Florida State	19	6-9	0-0	0-1	3-1-4	1	0	0	1	0	12
D3	• Iowa	16	2-4	0-0	2-3	2-5-7	3	0	3	1	1	6
D9	• at Rutgers	16	5-8	0-0	3-5	3-3-6	2	1	3	1	0	13
D12	• vs. North Carolina State	12	4-7	0-0	1-3	1-6-7	0	0	2	2	0	9
D18	• vs. Butler	20	6-8	0-0	2-2	2-9-11	1	0	1	2	0	14
D20	• Incarnate Word	15	6-7	0-0	1-4	6-3-9	3	4	2	1	0	13
D29	• Nicholls	16	7-8	0-0	7-9	2-3-5	2	4	0	2	1	21
J3	• [23] Wisconsin	20	10-17	0-0	4-8	5-5-10	3	2	4	0	0	24
J8	• at Penn State	10	3-4	0-0	0-0	1-5-6	4	1	2	0	0	6
J14	• Nebraska	20	9-12	0-0	4-9	4-5-9	2	0	0	2	0	22
J17	• at [17] Illinois	27	9-14	0-0	2-2	3-5-8	2	1	0	2	1	20
J20	• at Indiana	25	5-6	0-0	2-7	1-8-9	1	3	1	0	0	12
J23	• Northwestern	21	6-9	0-0	0-2	5-5-10	2	2	1	0	1	12
J27	• at Iowa	15	2-4	0-0	2-2	1-3-4	3	1	1	0	1	6
J30	• [16] Ohio State	21	7-9	0-0	6-11	3-0-3	3	0	2	1	0	20
F2	• at Minnesota	27	6-10	0-0	2-3	2-10-12	1	3	2	1	0	14
F5	• Michigan	17	5-12	0-0	3-4	6-3-9	3	1	2	0	0	13
F8	• [13] Illinois	21	6-10	0-0	1-3	1-5-6	3	1	2	3	0	13
F10	• at Michigan	17	4-6	0-0	2-3	2-4-6	3	0	2	0	0	10
F13	• Maryland											
F16	• at Northwestern											
F20	• Rutgers											
F26	• at Michigan State											
M1	• at Wisconsin											
M5	• Indiana											
M9-13	• Big Ten Tournament											

#21 | MATT FROST

Date	Opponent	Min.	FG	3FG	FT	O-D-T	PF	A	TO	B	S	Pts.
N9	Bellarmine	2	0-0	0-0	0-0	0-0-0	0	0	0	0	0	0
N12	Indiana State	2	0-0	0-0	0-0	0-0-0	0	0	0	0	0	0
N16	Wright State	2	1-1	0-0	0-0	1-0-1	1	0	0	0	1	2
N20	vs. [18] North Carolina					- DID NOT PLAY -						
N21	vs. [5] Villanova					- DID NOT PLAY -						
N26	• Omaha	3	0-3	0-0	0-0	2-0-2	0	0	0	0	0	0
N30	Florida State					- DID NOT PLAY -						
D3	• Iowa					- DID NOT PLAY -						
D9	• at Rutgers					- DID NOT PLAY -						
D12	• vs. North Carolina State					- DID NOT PLAY -						
D18	• vs. Butler	2	0-0	0-0	0-0	0-0-0	0	0	0	0	0	0
D20	• Incarnate Word	3	0-0	0-0	2-2	0-0-0	0	0	0	0	0	2
D29	• Nicholls	1	0-1	0-0	0-0	0-0-0	1	0	0	0	0	0
J3	• [23] Wisconsin					- DID NOT PLAY -						
J8	• at Penn State					- DID NOT PLAY -						
J14	• Nebraska	1	0-0	0-0	0-0	0-0-0	0	0	1	0	0	0
J17	• at [17] Illinois					- DID NOT PLAY -						
J20	• at Indiana					- DID NOT PLAY -						
J23	• Northwestern					- DID NOT PLAY -						
J27	• at Iowa					- DID NOT PLAY -						
J30	• [16] Ohio State					- DID NOT PLAY -						
F2	• at Minnesota					- DID NOT PLAY -						
F5	• Michigan					- DID NOT PLAY -						
F8	• [13] Illinois					- DID NOT PLAY -						
F10	• at Michigan					- DID NOT PLAY -						
F13	• Maryland											
F16	• at Northwestern											
F20	• Rutgers											
F26	• at Michigan State											
M1	• at Wisconsin											
M5	• Indiana											
M9-13	• Big Ten Tournament											

GAME 26 // [3] PURDUE vs. MARYLAND // FEBRUARY 13, 2022

INDIVIDUAL GAME-BY-GAME STATISTICS																											
#22 CHASE MARTIN														#25 ETHAN MORTON													
Date	Opponent	Min.	FG	3FG	FT	O-D-T	PF	A	TO	B	S	Pts.		Date	Opponent	Min.	FG	3FG	FT	O-D-T	PF	A	TO	B	S	Pts.	
N9	Bellarmine	2	0-0	0-0	0-0	0-0-0	1	0	0	0	0	0		N9	Bellarmine	18	2-3	0-0	1-1	1-3-4	1	3	0	0	4	5	
N12	Indiana State	2	0-0	0-0	0-2	0-0-0	0	0	0	0	1	0		N12	Indiana State	16	1-2	0-0	0-0	0-1-1	2	1	1	0	2	2	
N16	Wright State	2	0-0	0-0	0-0	0-0-0	1	0	1	0	0	0		N16	Wright State	19	1-3	1-2	0-0	0-3-3	2	2	0	2	1	3	
N20	vs. [18] North Carolina					- DID NOT PLAY -								N20	vs. [18] North Carolina	16	1-4	0-1	0-0	0-2-2	2	0	0	0	0	2	
N21	vs. [5] Villanova					- DID NOT PLAY -								N21	vs. [5] Villanova	8	0-0	0-0	0-0	0-1-1	1	0	0	0	0	0	
N26	Omaha	3	1-1	0-0	0-1	0-1-1	0	1	1	0	0	2		N26	Omaha	17	1-2	1-1	0-0	0-3-3	0	4	0	0	0	3	
N30	Florida State					- DID NOT PLAY -								N30	Florida State	12	0-1	0-1	0-0	0-0-0	0	4	2	0	1	0	
D3	Iowa					- DID NOT PLAY -								D3	Iowa	9	1-2	1-1	0-0	0-0-0	0	2	0	0	0	3	
D9	at Rutgers					- DID NOT PLAY -								D9	at Rutgers	24	0-2	0-1	1-2	2-1-3	1	1	0	0	0	1	
D12	vs. North Carolina State					- DID NOT PLAY -								D12	vs. North Carolina State	24	2-2	0-0	2-2	0-1-1	1	2	0	0	0	6	
D18	vs. Butler	2	0-3	0-0	0-0	0-0-0	1	0	0	0	0	0		D18	vs. Butler	19	1-1	1-1	1-2	0-1-1	0	3	1	0	1	4	
D20	Incarnate Word	2	0-0	0-0	0-0	0-0-0	0	0	0	0	0	0		D20	Incarnate Word	19	1-1	1-1	0-0	0-0-0	1	2	2	0	0	3	
D29	Nicholls	1	0-1	0-0	0-0	0-0-0	0	0	0	0	0	0		D29	Nicholls	22	3-5	0-1	1-1	0-2-2	2	7	0	0	0	7	
J3	[23] Wisconsin					- DID NOT PLAY -								J3	[23] Wisconsin	20	1-2	1-1	0-0	0-6-6	4	4	0	0	2	3	
J8	at Penn State					- DID NOT PLAY -								J8	at Penn State	17	0-3	0-2	3-4	0-0-0	0	1	0	0	2	3	
J14	Nebraska	1	0-0	0-0	0-0	0-1-1	0	0	0	0	0	0		J14	Nebraska	14	0-1	0-1	0-0	0-0-0	0	2	0	2	0	0	
J17	at [17] Illinois					- DID NOT PLAY -								J17	at [17] Illinois	9	0-0	0-0	0-0	1-0-1	1	0	1	0	0	0	
J20	at Indiana					- DID NOT PLAY -								J20	at Indiana	7	0-1	0-1	0-0	0-0-0	1	1	1	0	0	0	
J23	Northwestern					- DID NOT PLAY -								J23	Northwestern	28	1-2	0-1	0-0	0-2-2	0	2	1	0	1	2	
J27	at Iowa					- DID NOT PLAY -								J27	at Iowa	16	2-3	1-1	2-2	0-0-0	0	0	1	0	1	7	
J30	[16] Ohio State					- DID NOT PLAY -								J30	[16] Ohio State	10	1-1	1-1	0-0	0-0-0	0	0	0	0	0	3	
F2	at Minnesota					- DID NOT PLAY -								F2	at Minnesota	12	1-1	1-1	0-0	0-0-0	2	1	1	1	0	3	
F5	Michigan					- DID NOT PLAY -								F5	Michigan	8	0-1	0-1	0-0	0-0-0	0	0	0	0	0	0	
F8	[13] Illinois					- DID NOT PLAY -								F8	[13] Illinois	8	2-2	1-1	0-1	0-1-1	1	0	0	0	0	5	
F10	at Michigan					- DID NOT PLAY -								F10	at Michigan	20	2-3	1-2	0-0	0-1-1	0	0	0	0	0	5	
F13	Maryland													F13	Maryland												
F16	at Northwestern													F16	at Northwestern												
F20	Rutgers													F20	Rutgers												
F26	at Michigan State													F26	at Michigan State												
M1	at Wisconsin													M1	at Wisconsin												
M5	Indiana													M5	Indiana												
M9-13	Big Ten Tournament													M9-13	Big Ten Tournament												

#23 JADEN IVEY														#34 CARSON BARRETT													
Date	Opponent	Min.	FG	3FG	FT	O-D-T	PF	A	TO	B	S	Pts.		Date	Opponent	Min.	FG	3FG	FT	O-D-T	PF	A	TO	B	S	Pts.	
N9	• Bellarmine	25	4-11	1-5	2-3	0-5-5	1	3	4	0	2	11		N9	Bellarmine	2	0-0	0-0	0-0	0-0-0	0	0	1	0	0	0	
N12	• Indiana State	29	10-13	2-4	5-7	2-6-8	2	4	3	0	2	27		N12	Indiana State	2	0-1	0-0	0-0	1-0-1	0	0	0	0	0	0	
N16	• Wright State	23	2-8	0-3	4-5	0-6-6	2	3	3	0	1	8		N16	Wright State	2	0-1	0-1	0-0	0-0-0	0	0	2	0	0	0	
N20	• vs. [18] North Carolina	35	7-17	2-6	4-5	0-10-10	1	6	1	0	2	22		N20	vs. [18] North Carolina					- DID NOT PLAY -							
N21	• vs. [5] Villanova	33	3-9	2-4	2-2	1-6-7	4	7	1	1	0	10		N21	vs. [5] Villanova					- DID NOT PLAY -							
N26	• Omaha	19	5-6	2-2	0-0	1-1-2	3	2	1	0	2	12		N26	Omaha	3	1-1	0-0	0-1	0-0-0	1	0	0	0	0	2	
N30	• Florida State	29	7-11	4-6	0-0	1-5-6	0	2	3	2	1	18		N30	Florida State					- DID NOT PLAY -							
D3	• Iowa	30	7-13	1-5	4-7	0-2-2	3	2	1	0	2	19		D3	Iowa					- DID NOT PLAY -							
D9	• at Rutgers	34	5-9	2-5	3-4	0-1-1	3	3	3	0	3	15		D9	at Rutgers					- DID NOT PLAY -							
D12	• vs. North Carolina State	40	7-16	2-6	6-9	0-7-7	3	2	2	3	0	22		D12	vs. North Carolina State					- DID NOT PLAY -							
D18	• vs. Butler	24	7-10	6-6	2-2	0-5-5	0	2	3	0	1	22		D18	vs. Butler	2	0-1	0-0	0-0	1-1-2	0	0	0	0	0	0	
D20	• Incarnate Word	19	5-10	1-4	1-1	0-5-5	0	4	2	0	1	12		D20	Incarnate Word	3	0-1	0-1	0-0	0-1-1	0	0	0	0	0	0	
D29	• Nicholls	29	5-9	3-6	6-8	0-2-2	1	1	4	1	0	19		D29	Nicholls	1	0-0	0-0	0-0	0-0-0	1	0	0	0	0	0	
J3	• [23] Wisconsin	28	3-9	2-5	6-8	0-3-3	3	3	2	0	0	14		J3	[23] Wisconsin					- DID NOT PLAY -							
J8	• at Penn State	37	5-15	2-6	0-2	1-6-7	0	1	1	1	2	12		J8	at Penn State					- DID NOT PLAY -							
J14	• Nebraska	23	5-10	2-5	5-6	2-2-4	2	5	1	0	1	17		J14	Nebraska	1	1-1	0-0	0-0	0-1-1	0	1	1	0	0	2	
J17	• at [17] Illinois	42	3-10	0-1	13-15	1-7-8	4	2	2	1	2	19		J17	at [17] Illinois					- DID NOT PLAY -							
J20	• at Indiana	32	7-16	2-6	5-7	0-2-2	3	1	2	0	0	21		J20	at Indiana					- DID NOT PLAY -							
J23	Northwestern					- DID NOT PLAY -								J23	Northwestern					- DID NOT PLAY -							
J27	at Iowa	21	5-7	3-4	2-7	0-5-5	2	4	2	0	1	15		J27	at Iowa					- DID NOT PLAY -							
J30	[16] Ohio State	32	8-20	3-6	2-3	1-2-3	1	2	2	1	0	21		J30	[16] Ohio State					- DID NOT PLAY -							
F2	• at Minnesota	38	8-19	2-6	3-3	3-7-10	1	4	2	1	1	21		F2	at Minnesota					- DID NOT PLAY -							
F5	• Michigan	37	8-18	0-6	7-8	0-6-6	0	7	2	1	1	23		F5	Michigan					- DID NOT PLAY -							
F8	• [13] Illinois	36	10-17	2-5	4-4	2-2-4	2	6	3	1	0	26		F8	[13] Illinois					- DID NOT PLAY -							
F10	• at Michigan	32	6-13	1-4	5-7	2-1-3	1	0	5	1	0	18		F10	at Michigan					- DID NOT PLAY -							
F13	Maryland													F13	Maryland												
F16	at Northwestern													F16	at Northwestern												
F20	Rutgers													F20	Rutgers												
F26	at Michigan State													F26	at Michigan State												
M1	at Wisconsin													M1	at Wisconsin												
M5	Indiana													M5	Indiana												
M9-13	Big Ten Tournament													M9-13	Big Ten Tournament												

PURDUESPORTS.COM

@BOILERBALL

INDIVIDUAL GAME-BY-GAME STATISTICS

#50 | TREVION WILLIAMS

Date	Opponent	Min.	FG	3FG	FT	O-D-T	PF	A	TO	B	S	Pts.
N9	Bellarmine	15	1-1	0-0	2-2	4-3-7	2	3	2	1	0	4
N12	Indiana State	20	3-6	1-1	4-6	2-6-8	2	3	3	4	1	11
N16	Wright State	20	8-11	0-1	4-7	7-6-13	3	3	4	0	2	20
N20	vs. [18] North Carolina	13	8-10	0-0	4-7	1-3-4	4	1	2	0	1	20
N21	vs. [5] Villanova	20	4-8	0-0	1-2	2-2-4	4	2	2	0	3	9
N26	Omaha	21	7-11	0-1	0-0	1-9-10	0	2	3	0	1	14
N30	Florida State	21	4-7	0-0	0-0	2-4-6	0	3	3	0	1	8
D3	Iowa	24	4-12	1-1	4-8	1-17-18	2	3	2	0	1	13
D9	at Rutgers	23	9-17	0-1	3-3	6-5-11	3	1	1	0	1	21
D12	vs. North Carolina State	33	10-14	0-0	2-5	4-8-12	1	9	3	4	2	22
D18	-vs. Butler	18	5-6	0-1	0-0	3-3-6	4	2	1	1	0	10
D20	-Incarnate Word	17	5-7	0-0	2-4	4-4-8	1	1	1	0	1	12
D29	-Nicholls	22	4-8	0-0	1-2	3-8-11	1	8	0	1	1	9
J3	-[23] Wisconsin	20	3-8	1-1	2-4	3-2-5	3	2	0	0	0	9
J8	at Penn State	21	9-12	0-0	3-4	6-3-9	4	2	2	1	0	21
J14	Nebraska	19	5-8	0-0	0-0	2-3-5	1	3	1	0	1	10
J17	at [17] Illinois	23	6-18	0-1	2-2	2-5-7	2	5	4	0	0	14
J20	at Indiana	15	1-4	0-0	0-2	0-6-6	2	2	4	0	0	2
J23	Northwestern	19	5-11	0-0	2-3	1-9-10	2	1	2	0	0	12
J27	at Iowa	24	6-11	0-0	0-2	3-7-10	3	5	3	1	2	12
J30	[16] Ohio State	19	4-8	0-0	1-5	2-6-8	1	3	1	2	2	9
F2	at Minnesota	13	2-5	0-0	1-2	1-2-3	4	3	1	1	0	5
F5	Michigan	23	7-8	1-1	4-5	2-6-8	0	2	0	1	4	19
F8	[13] Illinois	15	2-7	0-1	6-8	2-3-5	4	3	2	1	2	10
F10	at Michigan	21	5-10	0-0	2-3	0-2-2	0	2	1	0	0	12
F13	Maryland											
F16	at Northwestern											
F20	Rutgers											
F26	at Michigan State											
M1	at Wisconsin											
M5	Indiana											
M9-13	Big Ten Tournament											

#55 | SASHA STEFANOVIC

Date	Opponent	Min.	FG	3FG	FT	O-D-T	PF	A	TO	B	S	Pts.
N9	-Bellarmine	24	6-8	5-6	6-7	0-2-2	2	3	0	0	0	23
N12	-Indiana State	27	2-7	2-5	0-0	0-1-1	1	4	2	0	0	6
N16	-Wright State	25	4-8	4-8	0-0	0-4-4	1	0	1	0	0	12
N20	-vs. [18] North Carolina	35	7-13	5-11	4-4	0-2-2	1	8	1	0	0	23
N21	-vs. [5] Villanova	33	3-10	2-7	2-2	0-3-3	1	6	2	0	1	10
N26	-Omaha	20	1-4	1-3	2-3	0-4-4	1	5	3	0	0	5
N30	-Florida State	22	3-8	3-7	2-2	0-1-1	2	8	1	0	0	11
D3	-Iowa	29	2-6	1-3	3-3	0-1-1	3	2	1	0	0	8
D9	-at Rutgers	29	3-10	2-7	1-2	0-2-2	3	2	1	0	0	9
D12	-vs. North Carolina State	29	3-7	2-6	4-4	0-2-2	3	2	2	0	0	12
D18	-vs. Butler	22	2-3	2-3	2-2	0-4-4	1	3	0	0	0	8
D20	-Incarnate Word	20	3-6	2-5	0-0	0-1-1	1	4	0	0	2	8
D29	-Nicholls	25	5-11	4-9	0-0	1-1-2	0	4	3	0	1	14
J3	-[23] Wisconsin	37	2-8	1-5	3-4	0-2-2	2	3	1	0	0	8
J8	-at Penn State	39	5-12	3-8	0-0	0-3-3	2	6	1	0	0	13
J14	-Nebraska	27	1-7	1-7	6-6	2-1-3	2	3	2	1	0	9
J17	-at [17] Illinois	41	6-11	5-8	5-9	0-8-8	1	2	2	0	0	22
J20	-at Indiana	34	3-10	1-7	0-0	0-3-3	2	0	0	0	0	7
J23	-Northwestern	38	6-10	6-10	6-10	0-2-2	2	3	1	0	1	22
J27	-at Iowa	36	5-10	4-9	0-0	0-5-5	2	4	3	0	1	14
J30	-[16] Ohio State	31	3-7	2-5	3-3	0-3-3	1	4	1	0	0	11
F2	-at Minnesota	38	6-9	3-6	0-0	0-2-2	0	7	0	1	0	15
F5	-Michigan	31	4-6	1-3	0-0	0-1-1	0	2	0	1	0	9
F8	-[13] Illinois	36	3-10	1-6	0-0	0-1-1	1	4	0	0	1	7
F10	-at Michigan	27	1-6	1-5	0-0	2-0-2	1	1	3	2	1	3
F13	Maryland											
F16	at Northwestern											
F20	Rutgers											
F26	at Michigan State											
M1	at Wisconsin											
M5	Indiana											
M9-13	Big Ten Tournament											

PURDUE TEAM GAME-BY-GAME

Date	Opponent	Min.	FG	3FG	FT	O-D-T	PF	A	TO	B	S	Pts.
N9	Bellarmine	200	28-56	16-36	24-29	15-27-42	13	21	13	3	7	96
N12	Indiana State	200	31-58	8-20	22-32	12-30-42	14	19	12	8	6	92
N16	Wright State	200	35-67	11-28	15-21	19-37-56	15	18	17	4	9	96
N20	vs. [18] North Carolina	200	34-61	10-23	15-22	4-27-31	16	21	9	2	6	93
N21	vs. [5] Villanova	200	29-55	10-23	12-14	12-26-38	18	17	11	1	4	80
N26	Omaha	200	34-59	9-17	20-24	14-39-53	6	19	12	6	4	97
N30	Florida State	200	35-59	12-25	11-14	10-26-36	8	23	13	5	5	93
D3	Iowa	200	21-50	8-19	27-37	8-34-42	18	14	17	2	5	77
D9	at Rutgers	200	25-61	7-26	11-16	16-19-35	17	10	11	2	8	68
D12	vs. North Carolina State	225	30-60	5-21	17-25	11-32-43	16	18	14	9	6	82
D18	vs. Butler	200	27-51	11-22	12-14	11-31-42	15	17	10	5	4	77
D20	Incarnate Word	200	30-66	11-32	8-15	19-27-46	14	18	11	3	6	79
D29	Nicholls	200	35-61	14-29	20-27	9-27-36	13	30	8	6	3	104
J3	[23] Wisconsin	200	23-56	8-20	15-24	13-27-40	17	19	12	0	2	69
J8	at Penn State	200	28-58	9-24	9-13	10-20-30	14	14	8	2	6	74
J14	Nebraska	200	32-65	9-29	19-27	14-27-41	16	19	10	5	7	92
J17	at [17] Illinois	250	31-68	8-18	26-32	10-36-46	15	13	12	3	3	96
J20	at Indiana	200	25-54	8-23	7-17	8-31-39	18	12	12	2	0	65
J23	Northwestern	200	29-56	12-29	10-13	10-23-33	13	19	9	0	5	80
J27	at Iowa	200	30-49	13-22	10-22	9-27-36	17	21	15	2	7	83
J30	[16] Ohio State	200	29-60	8-17	15-26	15-23-38	12	17	10	4	4	81
F2	at Minnesota	200	35-63	12-24	6-8	9-30-39	15	23	9	5	2	88
F5	Michigan	200	30-58	5-18	17-21	11-21-32	10	17	7	3	7	82
F8	[13] Illinois	200	31-61	9-22	13-18	11-24-35	16	16	9	5	5	84
F10	at Michigan	200	22-50	4-18	10-14	7-18-25	11	5	14	3	2	58
F13	Maryland											
F16	at Northwestern											
F20	Rutgers											
F26	at Michigan State											
M1	at Wisconsin											
M5	Indiana											
M9-13	Big Ten Tournament											

OPPONENT GAME-BY-GAME

Date	Opponent	Min.	FG	3FG	FT	O-D-T	PF	A	TO	B	S	Pts.
N9	Bellarmine	200	24-59	12-35	7-8	7-15-22	20	15	10	1	5	67
N12	Indiana State	200	25-64	6-26	11-14	10-21-31	25	14	12	0	4	67
N16	Wright State	200	18-59	5-26	11-14	6-17-23	17	8	15	0	6	52
N20	vs. [18] North Carolina	200	31-69	12-29	10-12	12-25-37	20	13	14	5	3	84
N21	vs. [5] Villanova	200	26-58	13-34	9-17	10-16-26	15	15	4	2	4	74
N26	Omaha	200	17-63	5-28	1-2	8-14-22	14	8	9	2	6	40
N30	Florida State	200	26-63	8-24	5-6	11-14-25	17	12	13	1	7	65
D3	Iowa	200	25-62	5-21	15-22	6-24-30	29	12	9	0	6	70
D9	at Rutgers	200	25-48	7-14	13-18	5-22-27	19	18	15	2	7	70
D12	vs. North Carolina State	225	26-62	8-21	12-15	7-23-30	24	10	13	3	7	72
D18	vs. Butler	200	19-59	4-28	6-14	13-14-27	15	10	7	2	5	48
D20	Incarnate Word	200	22-54	12-27	3-5	5-18-23	17	14	11	2	5	59
D29	Nicholls	200	35-73	16-35	4-9	14-18-32	27	18	10	4	4	90
J3	[23] Wisconsin	200	27-60	6-24	14-19	9-25-34	22	13	7	2	5	74
J8	at Penn State	200	26-55	8-22	7-11	9-21-30	13	14	11	4	6	67
J14	Nebraska	200	26-57	8-19	5-13	8-23-31	21	14	17	1	6	65
J17	at [17] Illinois	250	32-77	12-33	12-15	8-31-39	23	15	8	2	5	88
J20	at Indiana	200	24-56	6-20	14-24	4-26-30	16	6	3	4	9	68
J23	Northwestern	200	22-50	9-26	7-9	5-16-21	16	12	10	2	5	60
J27	at Iowa	200	24-64	8-27	17-18	14-17-31	20	10	9	2	8	73
J30	[16] Ohio State	200	29-63	9-29	11-14	12-20-32	22	15	6	4	6	78
F2	at Minnesota	200	27-58	11-22	8-12	4-19-23	15	16	5	3	4	73
F5	Michigan	200	29-52	8-18	10-12	3-19-22	17	17	11	3	3	76
F8	[13] Illinois	200	24-58	8-26	12-15	10-22-32	20	13	9	2	4	68
F10	at Michigan	200	32-62	12-21	6-7	12-23-35	14	21	7	2	6	82
F13	Maryland											
F16	at Northwestern											
F20	Rutgers											
F26	at Michigan State											
M1	at Wisconsin											
M5	Indiana											
M9-13	Big Ten Tournament											

INDIVIDUAL CAREER STATISTICS

BARRETT, Carson

				Field Goals		3-Point		F-Throws		Rebounds									Scoring	
SEASON	TEAM	GP-GS	MIN/AVG	FG-FGA	FG%	3FG-3FGA	3FG%	FT-FTA	FT%	OFF	DEF	TOT	AVG	PF-FO	A	TO	BLK	STL	PTS	AVG
2020-21	Purdue	1-0	2/1.8	0-0	.000	0-0	.000	1-2	.500	0	1	1	1.0	0-0	0	0	0	0	1	1.0
2021-22	Purdue	8-0	19/2.3	2-6	.333	0-2	.000	0-1	.000	2	3	5	0.6	2-0	1	4	0	0	4	0.5
TOTAL		9-0	20/2.3	2-6	.333	0-2	.000	1-3	.333	2	4	6	0.7	2-0	1	4	0	0	5	0.6

EDEY, Zach

				Field Goals		3-Point		F-Throws		Rebounds									Scoring	
SEASON	TEAM	GP-GS	MIN/AVG	FG-FGA	FG%	3FG-3FGA	3FG%	FT-FTA	FT%	OFF	DEF	TOT	AVG	PF-FO	A	TO	BLK	STL	PTS	AVG
2020-21	Purdue	28-2	408/14.6	89-149	.597	0-0	.000	65-91	.714	48	76	124	4.4	64-1	10	38	30	4	243	8.7
2021-22	Purdue	25-21	469/18.7	147-216	.681	0-0	.000	72-114	.632	70	117	187	7.5	52-0	31	43	29	8	366	14.6
TOTAL		53-23	877/16.5	236-365	.647	0-0	.000	137-205	.668	118	193	311	5.9	116-1	41	81	59	12	609	11.5

FROST, Matt

				Field Goals		3-Point		F-Throws		Rebounds									Scoring	
SEASON	TEAM	GP-GS	MIN/AVG	FG-FGA	FG%	3FG-3FGA	3FG%	FT-FTA	FT%	OFF	DEF	TOT	AVG	PF-FO	A	TO	BLK	STL	PTS	AVG
2019-20	Purdue	9-0	17/1.9	1-2	.500	0-1	.000	0-0	.000	0	1	1	0.1	1-0	0	0	0	0	2	0.2
2020-21	Purdue	2-0	5/2.6	2-2	1.000	1-1	1.000	0-0	.000	0	0	0	0.0	0-0	1	0	0	0	5	2.5
2021-22	Purdue	8-0	17/2.1	1-5	.200	0-0	.000	2-2	1.000	3	0	3	0.4	2-0	0	1	0	1	4	0.5
TOTAL		19-0	39/2.0	4-9	.444	1-2	.500	2-2	1.000	3	1	4	0.2	3-0	1	1	0	1	11	0.6

FURST, Caleb

				Field Goals		3-Point		F-Throws		Rebounds									Scoring	
SEASON	TEAM	GP-GS	MIN/AVG	FG-FGA	FG%	3FG-3FGA	3FG%	FT-FTA	FT%	OFF	DEF	TOT	AVG	PF-FO	A	TO	BLK	STL	PTS	AVG
2021-22	Purdue	24-12	399/16.6	41-71	.577	9-21	.429	22-32	.688	34	58	92	3.8	28-0	13	16	8	4	113	4.7
TOTAL		24-12	399/16.6	41-71	.577	9-21	.429	22-32	.688	34	58	92	3.8	28-0	13	16	8	4	113	4.7

GILLIS, Mason

				Field Goals		3-Point		F-Throws		Rebounds									Scoring	
SEASON	TEAM	GP-GS	MIN/AVG	FG-FGA	FG%	3FG-3FGA	3FG%	FT-FTA	FT%	OFF	DEF	TOT	AVG	PF-FO	A	TO	BLK	STL	PTS	AVG
2020-21	Purdue	28-23	622/22.2	46-99	.465	19-54	.352	35-43	.814	44	70	114	4.1	64-2	37	31	2	12	146	5.2
2021-22	Purdue	21-13	464/22.1	47-87	.540	27-57	.474	22-25	.880	30	59	89	4.2	36-0	19	16	5	6	143	6.8
TOTAL		49-36	1086/22.2	93-186	.500	46-111	.414	57-68	.838	74	129	203	4.1	100-2	56	47	7	18	289	5.9

HUNTER JR., Eric

				Field Goals		3-Point		F-Throws		Rebounds									Scoring	
SEASON	TEAM	GP-GS	MIN/AVG	FG-FGA	FG%	3FG-3FGA	3FG%	FT-FTA	FT%	OFF	DEF	TOT	AVG	PF-FO	A	TO	BLK	STL	PTS	AVG
2018-19	Purdue	36-1	450/12.5	27-89	.303	10-46	.217	15-21	.714	16	34	50	1.4	37-0	39	21	3	13	79	2.2
2019-20	Purdue	31-30	974/31.4	117-282	.415	43-121	.355	51-67	.761	38	63	101	3.3	77-2	82	61	4	32	328	10.6
2020-21	Purdue	24-23	732/30.5	72-194	.371	22-81	.272	38-47	.809	13	40	53	2.2	48-0	67	41	5	26	204	8.5
2021-22	Purdue	25-7	576/23.1	47-99	.475	18-42	.429	18-27	.667	13	28	41	1.6	28-0	47	27	1	17	130	5.2
TOTAL		116-61	2733/23.6	263-664	.396	93-290	.321	122-162	.753	80	165	245	2.1	190-2	235	150	13	88	741	6.4

IVEY, Jaden

				Field Goals		3-Point		F-Throws		Rebounds									Scoring	
SEASON	TEAM	GP-GS	MIN/AVG	FG-FGA	FG%	3FG-3FGA	3FG%	FT-FTA	FT%	OFF	DEF	TOT	AVG	PF-FO	A	TO	BLK	STL	PTS	AVG
2020-21	Purdue	23-12	557/24.2	89-223	.399	25-97	.258	53-73	.726	19	57	76	3.3	39-0	43	31	16	17	256	11.1
2021-22	Purdue	24-22	725/30.2	143-296	.483	47-116	.405	91-123	.740	17	104	121	5.0	42-0	76	55	14	25	424	17.7
TOTAL		47-34	1282/27.3	232-519	.447	72-213	.338	144-196	.735	36	161	197	4.2	81-0	119	86	30	42	680	14.5

INDIVIDUAL CAREER STATISTICS

MARTIN, Chase

				Field Goals		3-Point		F-Throws		Rebounds									Scoring	
SEASON	TEAM	GP-GS	MIN/AVG	FG-FGA	FG%	3FG-3FGA	3FG%	FT-FTA	FT%	OFF	DEF	TOT	AVG	PF-FO	A	TO	BLK	STL	PTS	AVG
2020-21	Purdue	2-0	5/2.6	0-1	.000	0-1	.000	0-0	.000	0	1	1	0.5	0-0	0	0	0	1	0	0.0
2021-22	Purdue	8-0	17/2.1	1-5	.200	0-0	.000	0-3	.000	0	2	2	0.3	3-0	1	2	0	1	2	0.3
TOTAL		10-0	22/2.2	1-6	.167	0-1	.000	0-3	.000	0	3	3	0.3	3-0	1	2	0	2	2	0.2

MORTON, Ethan

				Field Goals		3-Point		F-Throws		Rebounds									Scoring	
SEASON	TEAM	GP-GS	MIN/AVG	FG-FGA	FG%	3FG-3FGA	3FG%	FT-FTA	FT%	OFF	DEF	TOT	AVG	PF-FO	A	TO	BLK	STL	PTS	AVG
2020-21	Purdue	23-0	201/8.8	5-20	.250	4-14	.286	0-0	.000	2	16	18	0.8	10-0	20	14	1	2	14	0.6
2021-22	Purdue	25-0	392/15.7	24-48	.500	11-23	.478	11-15	.733	4	28	32	1.3	22-0	42	11	5	15	70	2.8
TOTAL		48-0	593/12.4	29-68	.426	15-37	.405	11-15	.733	6	44	50	1.0	32-0	62	25	6	17	84	1.8

NEWMAN, Brandon

				Field Goals		3-Point		F-Throws		Rebounds									Scoring	
SEASON	TEAM	GP-GS	MIN/AVG	FG-FGA	FG%	3FG-3FGA	3FG%	FT-FTA	FT%	OFF	DEF	TOT	AVG	PF-FO	A	TO	BLK	STL	PTS	AVG
2020-21	Purdue	28-23	663/23.7	78-196	.398	39-103	.379	30-32	.938	11	87	98	3.5	53-1	37	44	11	21	225	8.0
2021-22	Purdue	20-1	251/12.6	29-95	.305	25-77	.325	17-20	.850	3	38	41	2.1	26-1	14	12	3	7	100	5.0
TOTAL		48-24	914/19.0	107-291	.368	64-180	.356	47-52	.904	14	125	139	2.9	79-2	51	56	14	28	325	6.8

STEFANOVIC, Sasha

				Field Goals		3-Point		F-Throws		Rebounds									Scoring	
SEASON	TEAM	GP-GS	MIN/AVG	FG-FGA	FG%	3FG-3FGA	3FG%	FT-FTA	FT%	OFF	DEF	TOT	AVG	PF-FO	A	TO	BLK	STL	PTS	AVG
2018-19	Purdue	36-0	419/11.6	30-77	.390	25-61	.410	5-14	.357	3	37	40	1.1	43-0	16	25	4	20	90	2.5
2019-20	Purdue	30-22	792/26.4	85-221	.385	64-167	.383	40-49	.816	5	68	73	2.4	62-2	51	41	9	30	274	9.1
2020-21	Purdue	25-21	733/29.3	67-161	.416	50-125	.400	48-57	.842	2	64	66	2.6	44-1	64	27	4	18	232	9.3
2021-22	Purdue	25-25	753/30.1	89-207	.430	64-159	.403	47-55	.855	5	59	64	2.6	36-0	90	31	5	9	289	11.6
TOTAL		116-68	2698/23.3	271-666	.407	203-512	.396	140-175	.800	15	228	243	2.1	185-3	221	124	22	77	885	7.6

THOMPSON, Isaiah

				Field Goals		3-Point		F-Throws		Rebounds									Scoring	
SEASON	TEAM	GP-GS	MIN/AVG	FG-FGA	FG%	3FG-3FGA	3FG%	FT-FTA	FT%	OFF	DEF	TOT	AVG	PF-FO	A	TO	BLK	STL	PTS	AVG
2019-20	Purdue	31-0	581/18.7	58-164	.354	36-100	.360	21-31	.677	5	28	33	1.1	43-0	21	24	1	13	173	5.6
2020-21	Purdue	28-5	499/17.8	35-85	.412	23-58	.397	24-32	.750	11	27	38	1.4	34-0	27	14	0	5	117	4.2
2021-22	Purdue	25-20	478/19.1	41-97	.423	32-77	.416	17-20	.850	8	19	27	1.1	26-0	31	12	2	4	131	5.2
TOTAL		84-25	1558/18.5	134-346	.387	91-235	.387	62-83	.747	24	74	98	1.2	103-0	79	50	3	22	421	5.0

WILLIAMS, Trevion

				Field Goals		3-Point		F-Throws		Rebounds									Scoring	
SEASON	TEAM	GP-GS	MIN/AVG	FG-FGA	FG%	3FG-3FGA	3FG%	FT-FTA	FT%	OFF	DEF	TOT	AVG	PF-FO	A	TO	BLK	STL	PTS	AVG
2018-19	Purdue	34-8	350/10.3	78-144	.542	1-3	.333	19-37	.514	61	76	137	4.0	65-1	18	19	15	12	176	5.2
2019-20	Purdue	31-22	665/21.4	154-299	.515	3-9	.333	45-94	.479	104	133	237	7.6	72-2	45	51	13	20	356	11.5
2020-21	Purdue	28-26	704/25.1	191-364	.525	0-3	.000	53-106	.500	104	152	256	9.1	82-2	63	66	16	19	435	15.5
2021-22	Purdue	25-4	498/19.9	127-228	.557	4-10	.400	50-86	.581	64	132	196	7.8	53-0	75	48	18	26	308	12.3
TOTAL		118-60	2216/18.8	550-1035	.531	8-25	.320	167-323	.517	333	493	826	7.0	272-5	201	184	62	77	1275	10.8

WULBRUN, Jared

				Field Goals		3-Point		F-Throws		Rebounds									Scoring	
SEASON	TEAM	GP-GS	MIN/AVG	FG-FGA	FG%	3FG-3FGA	3FG%	FT-FTA	FT%	OFF	DEF	TOT	AVG	PF-FO	A	TO	BLK	STL	PTS	AVG
2018-19	CLU	25-23	682/27.3	50-132	.379	43-120	.358	21-26	.808	1	38	39	1.6	39-0	40	33	0	10	164	6.6
2019-20	Purdue	9-0	17/1.9	1-2	.500	1-2	.500	0-0	.000	0	0	0	0.0	0-0	2	2	0	0	3	0.3
2020-21	Purdue	2-0	5/2.6	1-2	.500	1-2	.500	0-0	.000	0	0	0	0.0	0-0	1	0	0	0	3	1.5
2021-22	Purdue	9-0	18/2.0	0-2	.000	0-1	.000	2-2	1.000	0	1	1	0.1	1-0	0	0	0	0	2	0.2
TOTAL FOR Purdue		20-0	40/2.0	2-6	.333	2-5	.400	2-2	1.000	0	1	1	0.1	1-0	3	2	0	0	8	0.4
TOTAL		45-23	722/16.0	52-138	.377	45-125	.360	23-28	.821	1	39	40	0.9	40-0	43	35	0	10	172	3.8

SEASON / CAREER HIGHS			
#0 MASON GILLIS			
Points			
S:	14 vs. Penn State (1-8-22)		
C:	14 vs. Penn State (1-8-22)		
Rebounds			
S:	11 vs. [16] Ohio State (1-30-22)		
C:	11 vs. [16] Ohio State (1-30-22)		
Assists			
S:	4 vs. Northwestern (1-23-22)		
C:	4 vs. Northwestern (1-23-22)		
Steals			
S:	2 vs. Nebraska (1-14-22)		
C:	2, Four Times		
Blocked Shots			
S:	2 vs. Nicholls (12-29-21)		
C:	2 vs. Nicholls (12-29-21)		
Field Goals Made			
S:	5 vs. Indiana (1-20-22)		
C:	5 vs. Indiana (1-20-22)		
Field Goal Attempts			
S:	9 vs. Incarnate Word (12-20-21)		
C:	10 vs. Miami (12-8-20)		
Three-Pointers Made			
S:	3, Three Times		
C:	3, Four Times		
Three-Point Attempts			
S:	5 vs. Incarnate Word (12-20-21)		
C:	6 vs. Penn State (1-17-21)		
Free Throws Made			
S:	6 vs. Iowa (12-3-21)		
C:	8 vs. Michigan State (2-16-21)		
Free Throw Attempts			
S:	6 vs. Iowa (12-3-21)		
C:	8 vs. Michigan State (2-16-21)		
Minutes			
S:	43 vs. [17] Illinois (1-17-22)		
C:	43 vs. [17] Illinois (1-17-22)		
#4 TREY KAUFMAN-RENN			
Points			
S:	0		
C:	0		
Rebounds			
S:	0		
C:	0		
Assists			
S:	0		
C:	0		
Steals			
S:	0		
C:	0		
Blocked Shots			
S:	0		
C:	0		
Field Goals Made			
S:	0		
C:	0		
Field Goal Attempts			
S:	0		
C:	0		
Three-Pointers Made			
S:	0		
C:	0		
Three-Point Attempts			
S:	0		
C:	0		
Free Throws Made			
S:	0		
C:	0		
Free Throw Attempts			
S:	0		
C:	0		
Minutes			
S:	0		
C:	0		
#5 BRANDON NEWMAN			
Points			
S:	16 vs. Omaha (11-26-21)		
C:	29 vs. [21] Minnesota (1-30-21)		
Rebounds			
S:	6 vs. Florida State (11-30-21)		
C:	8 vs. [4] Iowa (12-22-20)		
Assists			
S:	3 vs. Bellarmine (11-9-21)		
C:	4, Two Times		
Steals			
S:	2, Three Times		
C:	2, Nine Times		
Blocked Shots			
S:	1, Three Times		
C:	3 vs. Penn State (1-17-21)		
Field Goals Made			
S:	5, Two Times		
C:	9 vs. [21] Minnesota (1-30-21)		
Field Goal Attempts			
S:	10 vs. Bellarmine (11-9-21)		
C:	14, Two Times		
Three-Pointers Made			
S:	5 vs. Wright State (11-16-21)		
C:	5, Two Times		
Three-Point Attempts			
S:	9 vs. Bellarmine (11-9-21)		
C:	9 vs. Bellarmine (11-9-21)		
Free Throws Made			
S:	5, Two Times		
C:	6, Two Times		
Free Throw Attempts			
S:	6 vs. Bellarmine (11-9-21)		
C:	6, Three Times		
Minutes			
S:	22 vs. Nicholls (12-29-21)		
C:	37 vs. Clemson (11-26-20)		
#2 ERIC HUNTER JR.			
Points			
S:	20 vs. Minnesota (2-2-22)		
C:	20 vs. Minnesota (2-2-22)		
Rebounds			
S:	3, Five Times		
C:	7, Four Times		
Assists			
S:	5, Two Times		
C:	8 vs. Notre Dame (12-19-20)		
Steals			
S:	2, Five Times		
C:	4 vs. Northwestern (2-6-21)		
Blocked Shots			
S:	1 vs. Butler (12-18-21)		
C:	2 vs. [9] Ohio State (3-12-21)		
Field Goals Made			
S:	8 vs. Minnesota (2-2-22)		
C:	8 vs. Minnesota (2-2-22)		
Field Goal Attempts			
S:	11 vs. Minnesota (2-2-22)		
C:	15, Two Times		
Three-Pointers Made			
S:	4 vs. Minnesota (2-2-22)		
C:	4, Three Times		
Three-Point Attempts			
S:	6, Two Times		
C:	8, Two Times		
Free Throws Made			
S:	4 vs. [17] Illinois (1-17-22)		
C:	7 vs. [18] Iowa (3-3-20)		
Free Throw Attempts			
S:	4, Five Times		
C:	8, Two Times		
Minutes			
S:	32 vs. [17] Illinois (1-17-22)		
C:	47 vs. [19] Michigan (1-9-20)		
#11 ISAIAH THOMPSON			
Points			
S:	18 vs. Iowa (1-27-22)		
C:	18 vs. Iowa (1-27-22)		
Rebounds			
S:	3 vs. Omaha (11-26-21)		
C:	4, Two Times		
Assists			
S:	4 vs. Bellarmine (11-9-21)		
C:	6 vs. Oakland (12-1-20)		
Steals			
S:	2 vs. North Carolina State (12-12-21)		
C:	3 vs. Central Michigan (12-28-19)		
Blocked Shots			
S:	1, Two Times		
C:	1, Three Times		
Field Goals Made			
S:	6 vs. Iowa (1-27-22)		
C:	7 vs. [14] Rutgers (12-29-20)		
Field Goal Attempts			
S:	9 vs. Bellarmine (11-9-21)		
C:	11, Two Times		
Three-Pointers Made			
S:	5 vs. Bellarmine (11-9-21)		
C:	5, Two Times		
Three-Point Attempts			
S:	8 vs. Bellarmine (11-9-21)		
C:	10 vs. Chicago State (11-16-19)		
Free Throws Made			
S:	5 vs. Iowa (12-3-21)		
C:	9 vs. Valparaiso (12-4-20)		
Free Throw Attempts			
S:	6 vs. Iowa (12-3-21)		
C:	12, Two Times		
Minutes			
S:	28 vs. Iowa (1-27-22)		
C:	40 vs. [19] Michigan (1-9-20)		
#3 CALEB FURST			
Points			
S:	14 vs. Wright State (11-16-21)		
C:	14 vs. Wright State (11-16-21)		
Rebounds			
S:	11 vs. Wright State (11-16-21)		
C:	11 vs. Wright State (11-16-21)		
Assists			
S:	2, Two Times		
C:	2, Two Times		
Steals			
S:	1, Four Times		
C:	1, Four Times		
Blocked Shots			
S:	2, Two Times		
C:	2, Two Times		
Field Goals Made			
S:	5, Two Times		
C:	5, Two Times		
Field Goal Attempts			
S:	8 vs. Incarnate Word (12-20-21)		
C:	8 vs. Incarnate Word (12-20-21)		
Three-Pointers Made			
S:	2 vs. [18] North Carolina (11-20-21)		
C:	2 vs. [18] North Carolina (11-20-21)		
Three-Point Attempts			
S:	3, Three Times		
C:	3, Three Times		
Free Throws Made			
S:	4, Two Times		
C:	4, Two Times		
Free Throw Attempts			
S:	6 vs. Florida State (11-30-21)		
C:	6 vs. Florida State (11-30-21)		
Minutes			
S:	33 vs. [18] North Carolina (11-20-21)		
C:	33 vs. [18] North Carolina (11-20-21)		
#14 JARED WULBRUN			
Points			
S:	2 vs. Wright State (11-16-21)		
C:	19 vs. Redlands (2-13-19)		
Rebounds			
S:	1 vs. Bellarmine (11-9-21)		
C:	4, Two Times		
Assists			
S:	0		
C:	5 vs. UC Santa Cruz (1-26-19)		
Steals			
S:	0		
C:	2 vs. Pacific, Ore. (11-21-19)		
Blocked Shots			
S:	0		
C:	0		
Field Goals Made			
S:	0		
C:	6 vs. Redlands (2-13-19)		
Field Goal Attempts			
S:	1 vs. Wright State (11-16-21)		
C:	12 vs. Pomona-Pitzer (2-9-19)		
Three-Pointers Made			
S:	0		
C:	5, Two Times		
Three-Point Attempts			
S:	1 vs. Wright State (11-16-21)		
C:	9, Four Times		
Free Throws Made			
S:	2 vs. Wright State (11-16-21)		
C:	5, Three Times		
Free Throw Attempts			
S:	2 vs. Wright State (11-16-21)		
C:	6, Two Times		
Minutes			
S:	3, Two Times		
C:	36 vs. Redlands (1-9-19)		

SEASON / CAREER HIGHS

#15 | ZACH EDEY

Points	
S:	24 vs. [23] Wisconsin (1-3-22)
C:	24 vs. [23] Wisconsin (1-3-22)
Rebounds	
S:	12, Two Times
C:	12, Two Times
Assists	
S:	4, Two Times
C:	4, Two Times
Steals	
S:	2 vs. Wright State (11-16-21)
C:	2 vs. Wright State (11-16-21)
Blocked Shots	
S:	3, Three Times
C:	4 vs. Northwestern (2-6-21)
Field Goals Made	
S:	10 vs. [23] Wisconsin (1-3-22)
C:	10 vs. [23] Wisconsin (1-3-22)
Field Goal Attempts	
S:	17 vs. [23] Wisconsin (1-3-22)
C:	17 vs. [23] Wisconsin (1-3-22)
Three-Pointers Made	
S:	0
C:	0
Three-Point Attempts	
S:	0
C:	0
Free Throws Made	
S:	8, Two Times
C:	8, Three Times
Free Throw Attempts	
S:	11 vs. [16] Ohio State (1-30-22)
C:	11 vs. [16] Ohio State (1-30-22)
Minutes	
S:	27, Two Times
C:	27, Two Times

#25 | ETHAN MORTON

Points	
S:	7, Two Times
C:	7, Two Times
Rebounds	
S:	6 vs. [23] Wisconsin (1-3-22)
C:	6 vs. [23] Wisconsin (1-3-22)
Assists	
S:	7 vs. Nicholls (12-29-21)
C:	7 vs. Nicholls (12-29-21)
Steals	
S:	4 vs. Bellarmine (11-9-21)
C:	4 vs. Bellarmine (11-9-21)
Blocked Shots	
S:	2, Two Times
C:	2, Two Times
Field Goals Made	
S:	3 vs. Nicholls (12-29-21)
C:	3, Three Times
Field Goal Attempts	
S:	5 vs. Nicholls (12-29-21)
C:	5, Two Times
Three-Pointers Made	
S:	1, Ten Times
C:	1, Fourteen Times
Three-Point Attempts	
S:	2, Two Times
C:	4 vs. Valparaiso (12-4-20)
Free Throws Made	
S:	3 vs. Penn State (1-8-22)
C:	3 vs. Penn State (1-8-22)
Free Throw Attempts	
S:	4 vs. Penn State (1-8-22)
C:	4 vs. Penn State (1-8-22)
Minutes	
S:	28 vs. Northwestern (1-23-22)
C:	28 vs. Northwestern (1-23-22)

#21 | MATT FROST

Points	
S:	2, Two Times
C:	3 vs. Oakland (12-1-20)
Rebounds	
S:	2 vs. Omaha (11-26-21)
C:	2 vs. Omaha (11-26-21)
Assists	
S:	0
C:	1 vs. Oakland (12-1-20)
Steals	
S:	1 vs. Wright State (11-16-21)
C:	1 vs. Wright State (11-16-21)
Blocked Shots	
S:	0
C:	0
Field Goals Made	
S:	1 vs. Wright State (11-16-21)
C:	1, Four Times
Field Goal Attempts	
S:	3 vs. Omaha (11-26-21)
C:	3 vs. Omaha (11-26-21)
Three-Pointers Made	
S:	0
C:	1 vs. Oakland (12-1-20)
Three-Point Attempts	
S:	0
C:	1, Two Times
Free Throws Made	
S:	2 vs. Incarnate Word (12-20-21)
C:	2 vs. Incarnate Word (12-20-21)
Free Throw Attempts	
S:	2 vs. Incarnate Word (12-20-21)
C:	2 vs. Incarnate Word (12-20-21)
Minutes	
S:	3, Two Times
C:	4 vs. Central Michigan (12-28-19)

#34 | CARSON BARRETT

Points	
S:	2, Two Times
C:	2, Two Times
Rebounds	
S:	2 vs. Butler (12-18-21)
C:	2 vs. Butler (12-18-21)
Assists	
S:	1 vs. Nebraska (1-14-22)
C:	1 vs. Nebraska (1-14-22)
Steals	
S:	0
C:	0
Blocked Shots	
S:	0
C:	0
Field Goals Made	
S:	1, Two Times
C:	1, Two Times
Field Goal Attempts	
S:	1, Five Times
C:	1, Five Times
Three-Pointers Made	
S:	0
C:	0
Three-Point Attempts	
S:	1, Two Times
C:	1, Two Times
Free Throws Made	
S:	0
C:	1 vs. Penn State (2-26-21)
Free Throw Attempts	
S:	0
C:	2 vs. Penn State (2-26-21)
Minutes	
S:	3, Two Times
C:	3, Two Times

#22 | CHASE MARTIN

Points	
S:	2 vs. Omaha (11-26-21)
C:	2 vs. Omaha (11-26-21)
Rebounds	
S:	1, Two Times
C:	1, Three Times
Assists	
S:	1 vs. Omaha (11-26-21)
C:	1 vs. Omaha (11-26-21)
Steals	
S:	1 vs. Indiana State (11-12-21)
C:	1, Two Times
Blocked Shots	
S:	0
C:	0
Field Goals Made	
S:	1 vs. Omaha (11-26-21)
C:	1 vs. Omaha (11-26-21)
Field Goal Attempts	
S:	3 vs. Butler (12-18-21)
C:	3 vs. Butler (12-18-21)
Three-Pointers Made	
S:	0
C:	0
Three-Point Attempts	
S:	0
C:	1 vs. Oakland (12-1-20)
Free Throws Made	
S:	0
C:	0
Free Throw Attempts	
S:	2 vs. Indiana State (11-12-21)
C:	2 vs. Indiana State (11-12-21)
Minutes	
S:	3, Two Times
C:	3, Three Times

#50 | TREVION WILLIAMS

Points	
S:	22 vs. North Carolina State (12-12-21)
C:	36 vs. [19] Michigan (1-9-20)
Rebounds	
S:	18 vs. Iowa (12-3-21)
C:	20 vs. [19] Michigan (1-9-20)
Assists	
S:	9 vs. North Carolina State (12-12-21)
C:	9 vs. North Carolina State (12-12-21)
Steals	
S:	4 vs. Michigan (2-5-22)
C:	4, Two Times
Blocked Shots	
S:	4, Two Times
C:	4, Two Times
Field Goals Made	
S:	10 vs. North Carolina State (12-12-21)
C:	16 vs. [19] Michigan (1-9-20)
Field Goal Attempts	
S:	18 vs. [17] Illinois (1-17-22)
C:	28 vs. [19] Michigan (1-9-20)
Three-Pointers Made	
S:	1, Three Times
C:	1, Seven Times
Three-Point Attempts	
S:	1, Eight Times
C:	2 vs. Ohio State (2-15-20)
Free Throws Made	
S:	4, Five Times
C:	8 vs. [23] Michigan State (1-8-21)
Free Throw Attempts	
S:	8 vs. Iowa (12-3-21)
C:	12 vs. [23] Michigan State (1-8-21)
Minutes	
S:	33 vs. North Carolina State (12-12-21)
C:	44 vs. [19] Michigan (1-9-20)

#23 | JADEN IVEY

Points	
S:	27 vs. Indiana State (11-12-21)
C:	27 vs. Indiana State (11-12-21)
Rebounds	
S:	10, Two Times
C:	10, Two Times
Assists	
S:	7, Two Times
C:	7, Two Times
Steals	
S:	3 vs. Rutgers (12-9-21)
C:	3, Three Times
Blocked Shots	
S:	3 vs. North Carolina State (12-12-21)
C:	4 vs. Penn State (2-26-21)
Field Goals Made	
S:	10, Two Times
C:	10, Three Times
Field Goal Attempts	
S:	20 vs. [16] Ohio State (1-30-22)
C:	24 vs. North Texas (3-19-21)
Three-Pointers Made	
S:	6 vs. Butler (12-18-21)
C:	6 vs. Butler (12-18-21)
Three-Point Attempts	
S:	6, Nine Times
C:	12 vs. North Texas (3-19-21)
Free Throws Made	
S:	13 vs. [17] Illinois (1-17-22)
C:	13 vs. [17] Illinois (1-17-22)
Free Throw Attempts	
S:	15 vs. [17] Illinois (1-17-22)
C:	15 vs. [17] Illinois (1-17-22)
Minutes	
S:	42 vs. [17] Illinois (1-17-22)
C:	43 vs. [9] Ohio State (3-12-21)

#55 | SASHA STEFANOVIC

Points	
S:	23, Two Times
C:	23, Three Times
Rebounds	
S:	8 vs. [17] Illinois (1-17-22)
C:	8, Two Times
Assists	
S:	8, Two Times
C:	8, Three Times
Steals	
S:	2 vs. Incarnate Word (12-20-21)
C:	4 vs. [5] Virginia (12-4-19)
Blocked Shots	
S:	2 vs. Michigan (2-10-22)
C:	3 vs. [8] Michigan State (1-12-20)
Field Goals Made	
S:	7 vs. [18] North Carolina (11-20-21)
C:	8 vs. Central Michigan (12-28-19)
Field Goal Attempts	
S:	13 vs. [18] North Carolina (11-20-21)
C:	13, Two Times
Three-Pointers Made	
S:	6 vs. Northwestern (1-23-22)
C:	7 vs. Central Michigan (12-28-19)
Three-Point Attempts	
S:	11 vs. [18] North Carolina (11-20-21)
C:	11 vs. [18] North Carolina (11-20-21)
Free Throws Made	
S:	6, Two Times
C:	7 vs. Valparaiso (12-4-20)
Free Throw Attempts	
S:	9 vs. [17] Illinois (1-17-22)
C:	9, Two Times
Minutes	
S:	41 vs. [17] Illinois (1-17-22)
C:	46 vs. Minnesota (1-2-20)

GAME 26 // [3] PURDUE vs. MARYLAND // FEBRUARY 13, 2022

	#0 Mason Gillis So. Forward									LAST: 2 points, 3 rebs in the loss to Michigan. • Avg. 4.8 PPG, 5.8 RPG in the last six games (10-23 FGs, 7-19 3Ps). • Hasn't scored in double-figures in the last seven games (last: 13 vs. Indiana). • Purdue is 12-2 during his career when he makes 2 or more 3-pointers. • Purdue is 8-1 all-time when he scores 10+ points.	CAREER HIGHS P: 14 Penn State (1-8-22) R: 11 [16] Ohio State (1-30-22) A: 4 Northwestern (1-23-22) M: 43 [17] Illinois (1-17-22)		
	6-6 230 New Castle, Ind. New Castle												
	GP / GS	PPG	RPG	APG	Blks.	Stls.	FG %	3P %	FT %				
National Rankings: 3 / Associated Press 3 / Coaches	21 / 13											LAST: Suffered a knee injury in practice (Nov. 8); will miss the entire season. • Will redshirt this season. • Has impressed the coaches with his play; strong career ahead of him. • Avg. 15.7 PPG and 6.3 RPG as a senior; shot 60.7 % FGs, 40.5 3Ps, 85.5 FTs. • Father, Matt, was Purdue's PG (1992-95); ranks 6th career assists (460).	CAREER HIGHS P: 0 R: 0 A: 0 M: 0
	21 / 13												
	GP / GS	PPG	RPG	APG	Blks.	Stls.	FG %	3P %	FT %				
2021-22 Record / Conf: 21-4 / 10-4	0 / 0											LAST: 3 points, 2 rebs, 1 stl in the loss to Michigan. • Avg. 9.6 PPG, 2.0 RPG, 2.6 APG in last 7 games (25-40 FGs, 10-16 3Ps). • Purdue is 26-9 when he scores 10+ points; 21-5 when leads team in assists. • First 15 games: 44 points, 16-48 FGs ... last 10 games: 86 points, 31-51 FGs. • Has 22 assists vs. 8 turnovers in last 10 games (2.75); 267 minutes.	CAREER HIGHS P: 20 Minnesota (2-2-22) R: 7 Four Times A: 8 Notre Dame (12-19-20) M: 47 [19] Michigan (1-9-20)
	0 / 0												
	GP / GS	PPG	RPG	APG	Blks.	Stls.	FG %	3P %	FT %				
Last Game: Lost to Michigan 82-58 Feb. 10, 2022	25 / 7											LAST: 5 points, 1 reb in the loss to Michigan. • 11/22 -- Big Ten FOW (11.3 PPG, 6.7 RPG, 1.0 APG, 13-17 FGs, 4-6 3Ps). • Has 27 points, 16 rebs, 5 asts in 101 mins in last 8 games (10-15 FGs). • Needs 8 rebs to become 32nd FR in Purdue history w/ 100 pts, 100 rebs. • Indiana Mr. Basketball after strong SR season (21.4 PPG, 14.1 RPG, 3.0 APG).	CAREER HIGHS P: 14 Wright State (11-16-21) R: 11 Wright State (11-16-21) A: 2 Two Times M: 33 [18] North Carolina (11-20-21)
	25 / 7												
	GP / GS	PPG	RPG	APG	Blks.	Stls.	FG %	3P %	FT %				
Next Game: Wednesday, Feb. 16 at Northwestern	24 / 12											LAST: Will redshirt this season. • Had surgery in late Nov., to clean up loose particles in his foot. • A top-40 recruit, averaged 24.5 PPG, 11.8 RPG, 3.6 APG as a senior last year. • Led Silver Creek to the 2019 and 2021 Class 3A State Championships (Ind.). • Was Indiana's Gatorade Player of the Year in 2020; 1,832 career points.	CAREER HIGHS P: 0 R: 0 A: 0 M: 0
	24 / 12												
	GP / GS	PPG	RPG	APG	Blks.	Stls.	FG %	3P %	FT %				
Head Coach: Matt Painter PUR: 376-188 / 17th CAR: 401-193 / 18th	0 / 0											LAST: 1 rebound in the loss to Michigan. • 7-of-22 from deep in his last 8 games (22 pts, 16 rebs / 87 mins); 2-17 prev. 4. • Avg. 8.2 PPG at home (22-53 3Ps); avg. 1.3 PPG away from home (3-19 3Ps). • Purdue is 13-3 when he scores 10+ points; 5 triples vs. Wright tied c-high. • Runner-up for Mr. Basketball in 2019; redshirted 2019-20 season.	CAREER HIGHS P: 29 [21] Minnesota (1-30-21) R: 8 [4] Iowa (12-22-20) A: 4 Two Times M: 37 Clemson (11-26-20)
	0 / 0												
	GP / GS	PPG	RPG	APG	Blks.	Stls.	FG %	3P %	FT %				
Assistant Coaches: Brandon Brantley Paul Lusk Terry Johnson Elliot Bloom (DBO)	20 / 1											LAST: 2 assists, 1 reb in the loss to Michigan. • Last five-game point totals: 18, 0, 0, 2, 3, 0 (8-17 FGs, 5-10 3Ps). • Shooting 38.7 percent from long range during his career (91-of-235). • Hasn't had more than 2 turnovers in game since Nov. 26, 2020, vs. Clemson (5). • 17 games with 0 turnovers this season; 9 games with 2+ 3-pointers.	CAREER HIGHS P: 18 Iowa (1-27-22) R: 4 Two Times A: 6 Oakland (12-1-20) M: 40 [19] Michigan (1-9-20)
	20 / 1												
	GP / GS	PPG	RPG	APG	Blks.	Stls.	FG %	3P %	FT %				
2021-22 SCHEDULE	25 / 20											LAST: Did not play in the loss to Michigan. • A strong shooter, Wulbrun is a walk-on transfer from Cal Lutheran. • As a freshman at Cal Lutheran in 2018-19, avg. 6.6 PPG with 43 3-pointers. • Had offseason knee surgery and is rounding into shape. • Father, Jeff, is a first-year head coach at the University of Denver.	CAREER HIGHS P: 19 Redlands (2-13-19) R: 4 Two Times A: 5 UC Santa Cruz (1-26-19) M: 36 Redlands (1-9-19)
	25 / 20												
	GP / GS	PPG	RPG	APG	Blks.	Stls.	FG %	3P %	FT %				
Opponent	9 / 0											LAST: 10 points, 6 rebs in the loss to Michigan. • Named to the Wooden Award top-20 watch list; Abdul-Jabbar Top 10 list. • Avg. 14.0 PPG, 7.2 RPG, 1.0 APG in last five games (28-47 FGs; 14-24 FTs). • Leads country in FG Pct. (.681); 3rd in country in fouls drawn / 40 (7.5). • Is 28-of-54 (.519) from FT line in last 12 games; 44-of-60 (.733) 1st 13 games.	CAREER HIGHS P: 24 [23] Wisconsin (1-3-22) R: 12 Two Times B: 4 Northwestern (2-6-21) M: 27 Two Times
	9 / 0												
	GP / GS	PPG	RPG	APG	Blks.	Stls.	FG %	3P %	FT %				
Opponent	25 / 21											LAST: Did not play in the loss to Michigan. • Is 4-of-8 from the field in career; 7 points in 14 minutes over last 2 seasons. • Avg. 14.2 PPG, 6.2 RPG and 1.9 APG as a senior at Columbus East. • The Republic Boys Basketball Player of the Year; first-team all-conference. • Family includes 11 Purdue alums, including brother Kyle – current student.	CAREER HIGHS P: 3 Oakland (12-1-20) R: 2 Omaha (11-26-21) A: 1 Oakland (12-1-20) M: 4 Central Michigan (12-28-19)
	25 / 21												
	GP / GS	PPG	RPG	APG	Blks.	Stls.	FG %	3P %	FT %				
Opponent	14.6											LAST: Did not play in the loss to Michigan. • Recorded first career points and assist in the win over Omaha. • Named All-Conference and All-District as a senior at Tolton. • Was class valedictorian at Tolton. • Father, Cuonzo, is the head coach at Missouri; former teammate of Painter.	CAREER HIGHS P: 2 Omaha (11-26-21) R: 1 Two Times A: 1 Omaha (11-26-21) M: 3 Two Times
	14.6												
	GP / GS	PPG	RPG	APG	Blks.	Stls.	FG %	3P %	FT %				
Opponent	7.5											LAST: 18 points, 3 rebs, 1 blk in the loss to Michigan. • Big Ten Player of the Week (J31); Wooden Award top-20; West Award top-10. • Avg. 21.8 PPG, 5.2 RPG, 3.8 APG, 1.0 BPG in last 5 games (40-87 FGs). • Only high-major player to have 23 pts, 7 asts, 6 rebs, 1 blk, 1 stl in a game. • 1-of-4 high-major players to avg. 17, 5 and 3 and have 25 steals.	CAREER HIGHS P: 27 Indiana State (11-12-21) R: 10 Two Times A: 7 Two Times M: 43 [9] Ohio State (3-12-21)
	7.5												
	GP / GS	PPG	RPG	APG	Blks.	Stls.	FG %	3P %	FT %				
Opponent	29											LAST: 5 points, 1 reb in the loss to Michigan. • Has a 42 / 11 assist: turnover ratio (3.82); 11 turnovers in 392 mins this yr. • Has 10 points and 2 rebs in the last two games (28 mins; 4-5 FGs, 2-3 3Ps). • 5-of-7 from 3-point range in the last 6 games (3.8 PPG, 0.3 RPG, 0.2 APG). • Named Pennsylvania Gatorade POY and Mr. Basketball following SR year.	CAREER HIGHS P: 7 Nicholls (12-29-21) R: 6 [23] Wisconsin (1-3-22) A: 7 Nicholls (12-29-21) M: 25 Clemson (11-26-20)
	29												
	GP / GS	PPG	RPG	APG	Blks.	Stls.	FG %	3P %	FT %				
Opponent	8											LAST: Did not play in the loss to Michigan. • Made first career field goal in the win over Omaha. • Led Lafayette CC to Hoosier Conf. title as SR; 18.1 PPG, 10.2 RPG, 6.5 APG. • Excelled on the baseball diamond as well (3-yr. starter; .368 BA). • Father, Dave, was HS head coach; Played at Purdue from 1988-91.	CAREER HIGHS P: 2 Two Times R: 2 Butler (12-18-21) A: 1 Nebraska (1-14-22) M: 3 Two Times
	8												
	GP / GS	PPG	RPG	APG	Blks.	Stls.	FG %	3P %	FT %				
Opponent	0.5											LAST: 12 points, 2 rebs, 2 asts in the loss to Michigan. • Two-time Big Ten Player of the Week (Nov. 22, Dec. 13). • Avg. 13.7 PPG, 5.0 RPG, 2.3 APG, 2.0 SPG in last 3 games (14-25 FGs, 12-16 FTs). • 1-of-8 Purdue players with 1,200 career points and 800 career rebounds. • 4 career Big Ten Player of the Week honors – 5th in Purdue history.	CAREER HIGHS P: 36 [19] Michigan (1-9-20) R: 20 [19] Michigan (1-9-20) A: 9 North Carolina St. (12-12-21) M: 43 [19] Michigan (1-9-20)
	0.5												
	GP / GS	PPG	RPG	APG	Blks.	Stls.	FG %	3P %	FT %				
Opponent	0.6											LAST: 3 points, 2 rebs, 2 blks, 1 ast, 1 stl in the loss to Michigan. • Become 9th player in school history with 200 career 3-pointers (203). • Avg. 6.3 PPG, 1.3 RPG, 2.3 APG in last 3 games (3-14 3Ps). • Has 19 career games with 4 or more 3-pointers (17-2 record). • 115 points to become 7th player w/ 1000 pts, 200 rebs, 200 asts, 200 3Ps.	CAREER HIGHS P: 23 Three Times R: 8 Two Times A: 8 Three Times M: 46 Minnesota (1-2-20)
	0.6												
	GP / GS	PPG	RPG	APG	Blks.	Stls.	FG %	3P %	FT %				
Opponent	0.1											LAST: 3 points, 2 rebs, 2 blks, 1 ast, 1 stl in the loss to Michigan. • Become 9th player in school history with 200 career 3-pointers (203). • Avg. 6.3 PPG, 1.3 RPG, 2.3 APG in last 3 games (3-14 3Ps). • Has 19 career games with 4 or more 3-pointers (17-2 record). • 115 points to become 7th player w/ 1000 pts, 200 rebs, 200 asts, 200 3Ps.	CAREER HIGHS P: 23 Three Times R: 8 Two Times A: 8 Three Times M: 46 Minnesota (1-2-20)
	0.1												
	GP / GS	PPG	RPG	APG	Blks.	Stls.	FG %	3P %	FT %				
Opponent	0.1											LAST: 3 points, 2 rebs, 2 blks, 1 ast, 1 stl in the loss to Michigan. • Become 9th player in school history with 200 career 3-pointers (203). • Avg. 6.3 PPG, 1.3 RPG, 2.3 APG in last 3 games (3-14 3Ps). • Has 19 career games with 4 or more 3-pointers (17-2 record). • 115 points to become 7th player w/ 1000 pts, 200 rebs, 200 asts, 200 3Ps.	CAREER HIGHS P: 23 Three Times R: 8 Two Times A: 8 Three Times M: 46 Minnesota (1-2-20)
	0.1												
	GP / GS	PPG	RPG	APG	Blks.	Stls.	FG %	3P %	FT %				
Opponent	0.1											LAST: 3 points, 2 rebs, 2 blks, 1 ast, 1 stl in the loss to Michigan. • Become 9th player in school history with 200 career 3-pointers (203). • Avg. 6.3 PPG, 1.3 RPG, 2.3 APG in last 3 games (3-14 3Ps). • Has 19 career games with 4 or more 3-pointers (17-2 record). • 115 points to become 7th player w/ 1000 pts, 200 rebs, 200 asts, 200 3Ps.	CAREER HIGHS P: 23 Three Times R: 8 Two Times A: 8 Three Times M: 46 Minnesota (1-2-20)
	0.1												
	GP / GS	PPG	RPG	APG	Blks.	Stls.	FG %	3P %	FT %				
Opponent	0.1											LAST: 3 points, 2 rebs, 2 blks, 1 ast, 1 stl in the loss to Michigan. • Become 9th player in school history with 200 career 3-pointers (203). • Avg. 6.3 PPG, 1.3 RPG, 2.3 APG in last 3 games (3-14 3Ps). • Has 19 career games with 4 or more 3-pointers (17-2 record). • 115 points to become 7th player w/ 1000 pts, 200 rebs, 200 asts, 200 3Ps.	CAREER HIGHS P: 23 Three Times R: 8 Two Times A: 8 Three Times M: 46 Minnesota (1-2-20)
	0.1												
	GP / GS	PPG	RPG	APG	Blks.	Stls.	FG %	3P %	FT %				
Opponent	0.1											LAST: 3 points, 2 rebs, 2 blks, 1 ast, 1 stl in the loss to Michigan. • Become 9th player in school history with 200 career 3-pointers (203). • Avg. 6.3 PPG, 1.3 RPG, 2.3 APG in last 3 games (3-14 3Ps). • Has 19 career games with 4 or more 3-pointers (17-2 record). • 115 points to become 7th player w/ 1000 pts, 200 rebs, 200 asts, 200 3Ps.	CAREER HIGHS P: 23 Three Times R: 8 Two Times A: 8 Three Times M: 46 Minnesota (1-2-20)
	0.1												
	GP / GS	PPG	RPG	APG	Blks.	Stls.	FG %	3P %	FT %				
Opponent	0.1											LAST: 3 points, 2 rebs, 2 blks, 1 ast, 1 stl in the loss to Michigan. • Become 9th player in school history with 200 career 3-pointers (203). • Avg. 6.3 PPG, 1.3 RPG, 2.3 APG in last 3 games (3-14 3Ps). • Has 19 career games with 4 or more 3-pointers (17-2 record). • 115 points to become 7th player w/ 1000 pts, 200 rebs, 200 asts, 200 3Ps.	CAREER HIGHS P: 23 Three Times R: 8 Two Times A: 8 Three Times M: 46 Minnesota (1-2-20)
	0.1												
	GP / GS	PPG	RPG	APG	Blks.	Stls.	FG %	3P %	FT %				
Opponent	0.1											LAST: 3 points, 2 rebs, 2 blks, 1 ast, 1 stl in the loss to Michigan. • Become 9th player in school history with 200 career 3-pointers (203). • Avg. 6.3 PPG, 1.3 RPG, 2.3 APG in last 3 games (3-14 3Ps). • Has 19 career games with 4 or more 3-pointers (17-2 record). • 115 points to become 7th player w/ 1000 pts, 200 rebs, 200 asts, 200 3Ps.	CAREER HIGHS P: 23 Three Times R: 8 Two Times A: 8 Three Times M: 46 Minnesota (1-2-20)
	0.1												
	GP / GS	PPG	RPG	APG	Blks.	Stls.	FG %	3P %	FT %				
Opponent	0.1											LAST: 3 points, 2 rebs, 2 blks, 1 ast, 1 stl in the loss to Michigan. • Become 9th player in school history with 200 career 3-pointers (203). • Avg. 6.3 PPG, 1.3 RPG, 2.3 APG in last 3 games (3-14 3Ps). • Has 19 career games with 4 or more 3-pointers (17-2 record). • 115 points to become 7th player w/ 1000 pts, 200 rebs, 200 asts, 200 3Ps.	CAREER HIGHS P: 23 Three Times R: 8 Two Times A: 8 Three Times M: 46 Minnesota (1-2-20)
	0.1												
	GP / GS	PPG	RPG	APG	Blks.	Stls.	FG %	3P %	FT %				
Opponent	0.1											LAST: 3 points, 2 rebs, 2 blks, 1 ast, 1 stl in the loss to Michigan. • Become 9th player in school history with 200 career 3-pointers (203). • Avg. 6.3 PPG, 1.3 RPG, 2.3 APG in last 3 games (3-14 3Ps). • Has 19 career games with 4 or more 3-pointers (17-2 record). • 115 points to become 7th player w/ 1000 pts, 200 rebs, 200 asts, 200 3Ps.	CAREER HIGHS P: 23 Three Times R: 8 Two Times A: 8 Three Times M: 46 Minnesota (1-2-20)
	0.1												
	GP / GS	PPG	RPG	APG	Blks.	Stls.	FG %	3P %	FT %				
Opponent	0.1											LAST: 3 points, 2 rebs, 2 blks, 1 ast, 1 stl in the loss to Michigan. • Become 9th player in school history with 200 career 3-pointers (203). • Avg. 6.3 PPG, 1.3 RPG, 2.3 APG in last 3 games (3-14 3Ps). • Has 19 career games with 4 or more 3-pointers (17-2 record). • 115 points to become 7th player w/ 1000 pts, 200 rebs, 200 asts, 200 3Ps.	CAREER HIGHS P: 23 Three Times R: 8 Two Times A: 8 Three Times M: 46 Minnesota (1-2-20)
	0.1												
	GP / GS	PPG	RPG	APG	Blks.	Stls.	FG %	3P %	FT %				
Opponent	0.1											LAST: 3 points, 2 rebs, 2 blks, 1 ast, 1 stl in the loss to Michigan. • Become 9th player in school history with 200 career 3-pointers (203). • Avg. 6.3 PPG, 1.3 RPG, 2.3 APG in last 3 games (3-14 3Ps). • Has 19 career games with 4 or more 3-pointers (17-2 record). • 115 points to become 7th player w/ 1000 pts, 200 rebs, 200 asts, 200 3Ps.	CAREER HIGHS P: 23 Three Times R: 8 Two Times A: 8 Three Times M: 46 Minnesota (1-2-20)
	0.1												
	GP / GS	PPG	RPG	APG	Blks.	Stls.	FG %	3P %	FT %				
Opponent	0.1											LAST: 3 points, 2 rebs, 2 blks, 1 ast, 1 stl in the loss to Michigan. • Become 9th player in school history with 200 career 3-pointers (203). • Avg. 6.3 PPG, 1.3 RPG, 2.3 APG in last 3 games (3-14 3Ps). • Has 19 career games with 4 or more 3-pointers (17-2 record). • 115 points to become 7th player w/ 1000 pts, 200 rebs, 200 asts, 200 3Ps.	CAREER HIGHS P: 23 Three Times R: 8 Two Times A: 8 Three Times M: 46 Minnesota (1-2-20)
	0.1												
	GP / GS	PPG	RPG	APG	Blks.	Stls.	FG %	3P %	FT %				
Opponent	0.1											LAST: 3 points, 2 rebs, 2 blks, 1 ast, 1 stl in the loss to Michigan. • Become 9th player in school history with 200 career 3-pointers (203). • Avg. 6.3 PPG, 1.3 RPG, 2.3 APG in last 3 games (3-14 3Ps). • Has 19 career games with 4 or more 3-pointers (17-2 record). • 115 points to become 7th player w/ 1000 pts, 200 rebs, 200 asts, 200 3Ps.	CAREER HIGHS P: 23 Three Times R: 8 Two Times A: 8 Three Times M: 46 Minnesota (1-2-20)
	0.1												
	GP / GS	PPG	RPG	APG	Blks.	Stls.	FG %	3P %	FT %				
Opponent	0.1											LAST: 3 points, 2 rebs, 2 blks, 1 ast, 1 stl in the loss to Michigan. • Become 9th player in school history with 200 career 3-pointers (203). • Avg. 6.3 PPG, 1.3 RPG, 2.3 APG in last 3 games (3-14 3Ps). • Has 19 career games with 4 or more 3-pointers (17-2 record). • 115 points to become 7th player w/ 1000 pts, 200 rebs, 200 asts, 200 3Ps.	CAREER HIGHS P: 23 Three Times R: 8 Two Times A: 8 Three Times M: 46 Minnesota (1-2-20)
	0.1												
	GP / GS	PPG	RPG	APG	Blks.	Stls.	FG %	3P %	FT %				
Opponent	0.1											LAST: 3 points, 2 rebs, 2 blks, 1 ast, 1 stl in the loss to Michigan. • Become 9th player in school history with 200 career 3-pointers (203). • Avg. 6.3 PPG, 1.3 RPG, 2.3 APG in last 3 games (3-14 3Ps). • Has 19 career games with 4 or more 3-pointers (17-2 record). • 115 points to become 7th player w/ 1000 pts, 200 rebs, 200 asts, 200 3Ps.	CAREER HIGHS P: 23 Three Times R: 8 Two Times A: 8 Three Times M: 46 Minnesota (1-2-20)
	0.1												
	GP / GS	PPG	RPG	APG	Blks.	Stls.	FG %	3P %	FT %				
Opponent	0.1											LAST: 3 points, 2 rebs, 2 blks, 1 ast, 1 stl in the loss to Michigan. • Become 9th player in school history with 200 career 3-pointers (203). • Avg. 6.3 PPG, 1.3 RPG, 2.3 APG in last 3 games (3-14 3Ps). • Has 19 career games with 4 or more 3-pointers (17-2 record). • 115 points to become 7th player w/ 1000 pts, 200 rebs, 200 asts, 200 3Ps.	CAREER HIGHS P: 23 Three Times R: 8 Two Times A: 8 Three Times M: 46 Minnesota (1-2-20)
	0.1												
	GP / GS	PPG	RPG	APG	Blks.	Stls.	FG %	3P %	FT %				
Opponent	0.1											LAST: 3 points, 2 rebs, 2 blks, 1 ast, 1 stl in the loss to Michigan. • Become 9th player in school history with 200 career 3-pointers (203). • Avg. 6.3 PPG, 1.3 RPG, 2.3 APG in last 3 games (3-14 3Ps). • Has 19 career games with 4 or more 3-pointers (17-2 record). • 115 points to become 7th player w/ 1000 pts, 200 rebs, 200 asts, 200 3Ps.	CAREER HIGHS P: 23 Three Times R: 8 Two Times A: 8 Three Times M: 46 Minnesota (1-2-20)
	0.1												
	GP / GS	PPG	RPG	APG	Blks.	Stls.	FG %	3P %	FT %				
Opponent	0.1											LAST: 3 points, 2 rebs, 2 blks, 1 ast, 1 stl in the loss to Michigan. • Become 9th player in school history with 200 career 3-pointers (203). • Avg. 6.3 PPG, 1.3 RPG, 2.3 APG in last 3 games (3-14 3Ps). • Has 19 career games with 4 or more 3-pointers (17-2 record). • 115 points to become 7th player w/ 1000 pts, 200 rebs, 200 asts, 200 3Ps.	CAREER HIGHS P: 23 Three Times R: 8 Two Times A: 8 Three Times M: 46 Minnesota (1-2-20)
	0.1												
	GP / GS	PPG	RPG	APG	Blks.	Stls.	FG %	3P %	FT %				
Opponent													