



# PURDUE BOILERMAKERS VOLLEYBALL

SID: Rachel Coe | [coer@purdue.edu](mailto:coer@purdue.edu) | Office: 765-496-7842 | Cell: 518-729-9960  
900 John R. Wooden Drive, West Lafayette, IN 47907

## 2023 PURDUE VOLLEYBALL SCHEDULE

Record: 10-5 (4-2 Big Ten)

### AUGUST

*Purdue Reamer Club Xtra Special Premier*

25	DUKE (B1G+)	W, 3-1
26	#18 CREIGHTON (BTN)	L, 0-3
27	LOYOLA CHICAGO (B1G+)	L, 2-3
<i>Kansas Invitational</i>		
31	at #23 Kansas	W, 3-2

### SEPTEMBER

*Kansas Invitational*

1	vs. #19 Marquette	W, 3-2
---	-------------------	--------

*Stacey Clark Classic*

8	SMU (B1G+)	W, 3-1
9	#19 Kentucky	W, 3-2

*Boilermaker Challenge*

14	#RV UCF (BTN)	W, 3-0
15	#RV USC (BTN)	L, 1-3

*Conference Play*

22	at Maryland* (B1G+)	W, 3-1
24	at Rutgers* (B1G+)	W, 3-0
29	#2 NEBRASKA* (BTN)	L, 2-3

### OCTOBER

1	NORTHWESTERN* (B1G+)	L, 2-3
4	ILLINOIS* (FS1)	W, 3-0
7	IOWA* (B1G+)	W, 3-0
11	at Indiana* (BTN)	6 p.m.
15	at #RV Ohio State* (B1G+)	1 p.m.
18	INDIANA* (B1G+)	7 p.m.
22	at #13 Penn State* (FS1)	1 p.m.
26	#24 MINNESOTA* (BTN)	7 p.m.
28	at Illinois* (BTN or B1G+)	7 p.m.


### NOVEMBER

1	at #1 Wisconsin* (BTN)	7 p.m.
5	#13 PENN STATE* (B1G+)	1 p.m.
10	at #24 Minnesota* (B1G+)	TBA
12	MICHIGAN STATE* (B1G+)	1 p.m.
17	#1 WISCONSIN* (BTN)	7 p.m.
18	MARYLAND* (B1G+)	7 p.m.
24	at Michigan* (BTN or B1G+)	6:30 p.m.
25	at Michigan State* (B1G+)	TBA

*All times Eastern*


## WEEK 8: UP NEXT

at Indiana | Wilkinson Hall | Wednesday, Oct. 11 | 7 p.m. ET | BTN  
at Ohio State | Covelli Center | Sunday, Oct. 15 | 1 p.m. ET | B1G+



### #15 PURDUE BOILERMAKERS

Record: 10-5 (4-2 Big Ten)  
Home: 6-5  
Away: 2-0  
Neutral: 1-0  
HC: Dave Shondell (21st year)  
HC Record: 445-222 (.667)



### INDIANA HOOSIERS

Record: 13-6 (3-3 Big Ten)  
Home: 5-1  
Away: 4-3  
Neutral: 4-2  
HC: Steve Aird (6th season)



### OHIO STATE BUCKEYES

Record: 6-9 (3-3 Big Ten)  
Home: 1-3  
Away: 3-5  
Neutral: 2-1  
HC: Jen Flynn Oldenburg (4th season)

### SERIES HISTORY VS INDIANA

Overall Record: 74-34  
H: 37-11 | A: 30-18 | N: 7-5  
Last Time Out: 10/30/22 | W, 3-1 | West Lafayette

### SERIES HISTORY VS OHIO STATE

Overall Record: 46-48  
H: 24-17 | A: 16-26 | N: 6-5  
Last Time Out: 11/10/22 | L, 1-3 | West Lafayette

### SCHEDULE BREAKDOWN

- The Boilermakers have one of toughest schedules in the country, with all but one non-conference opponent receiving votes at some point in an AVCA/Taraflex poll this year.
- It is the toughest non-conference schedule Dave Shondell has ever put together.
- According to the most recent poll, Purdue has or will have 11 matches vs. top-25 opponents in 2023.
- The Boilermakers saw at least one 2022 AVCA final poll ranked opponent each week of non-conference play.
- The first home match of conference action is slated for Friday, September 29 vs. Nebraska. In addition to serving as Purdue's Big Ten home-opener, the match kicks off a four-match homestand, the longest stretch of matches the Boilermakers will host for the remainder of the year.
- Purdue is slated to play six top-25 opponents in an eight-match stretch (10/22-11/17).

### LAST WEEK AT A GLANCE

- Purdue posted back-to-back sweeps after facing Illinois and Iowa during Week 7. The wins ended a four-match homestand.
- The Boilermakers led all Power 5 teams after averaging 17.33 digs per set last week.
- The team led the Big Ten in opponent hitting % (.119), service aces (2.33 per set) and digs (17.33 per set). Meanwhile, they ranked second in the league in hitting % (.290), kills (14.67), assists (13.00).
- Purdue held its opponents to under 20 points in five of its six sets played.
- Chloe Chicoine led the team with a .349 attack % over the two wins, averaging 5.83 points per set and totaling six service aces.
- As a team, Purdue tallied 50 kills in the three-set win vs. Iowa. Not only was it the most kills the team has posted in a three-setter this season, but the most since the Big Ten opener last season (W, 3-0 vs. Minnesota, 9/23/22).
- Purdue allowed just two blocks by Iowa, marking the fewest by a Big Ten opponent since 2021 (2 by Northwestern, 11/21/21).
- Chloe Chicoine was named Big Ten Freshman of the Week after leading the conference with 5.83 points per set and 1.00 ace per set. The newcomer averaged a team-leading .349 attack %, including a season-high .455 attack % vs. Iowa.

48 SEASONS

24 NCAA  
TOURNAMENT  
APPEARANCES

22 AVCA  
ALL-AMERICANS

## AVCA/Taraflex Top-25 Coaches Poll October 9, 2023

Rank	School	Record	Previous Rank
1	Wisconsin [60]	15-0	1
2	Nebraska [4]	15-0	2
3	Stanford	13-2	3
4	Washington State	15-2	4
5	Oregon	15-2	5
6	Louisville	14-2	6
7	Texas	11-3	8
8	Pittsburgh	15-2	7
9	BYU	14-3	10
10	Tennessee	15-1	12
11	Georgia Tech	14-2	11
12	Arkansas	15-2	13
13	Penn State	12-3	14
14	Florida	12-3	9
15	Purdue	10-5	19
16	Kansas	12-4	17
17	Creighton	13-4	15
18	Dayton	18-2	20
19	Arizona State	17-1	23
20	Baylor	8-7	18
21	Houston	9-5	21
22	Auburn	14-3	T25
23	Kentucky	7-7	22
24	Minnesota	6-8	16
25	Iowa State	13-3	T25

**Receiving votes:** Western Kentucky 104; Ohio State 99; UCF 85; Marquette 53; Southern California 45; James Madison 30; Rice 9; UC Santa Barbara 7; Texas A&M 3

## Purdue In The AVCA/Taraflex Poll

Date	Rank	Date	Rank
Preseason	#16	Week 8 (10/16)	
Week 1 (8/28)	#25	Week 9 (10/23)	
Week 2 (9/4)	#20	Week 10 (10/30)	
Week 3 (9/11)	#17	Week 11 (11/6)	
Week 4 (9/18)	#19	Week 12 (11/13)	
Week 5 (9/25)	#17	Week 13 (11/20)	
Week 6 (10/2)	#19	Week 14 (11/27)	
Week 7 (10/9)	#15	Final (12/18)	

# BIG

## STANDINGS

As of Oct. 9

School	Big Ten Record	Overall Record	Overall Pct.
Nebraska	6-0	15-0	1.000
Wisconsin	6-0	15-0	1.000
Penn State	6-0	12-3	.800
Purdue	4-2	10-5	.667
Maryland	3-3	13-5	.722
Indiana	3-3	13-6	.684
Michigan State	3-3	11-6	.647
Ohio State	3-3	6-9	.400
Northwestern	2-4	8-8	.500
Illinois	2-4	7-9	.438
Minnesota	2-4	6-8	.429
Rutgers	1-5	9-7	.562
Michigan	1-5	3-12	.200
Iowa	0-6	8-10	.444

## SCOUTING THE INDIANA HOOSIERS

- Last week, Indiana pushed #14 Penn State to five sets before falling, 11-15 in the fifth set.
- Setter Camryn Haworth is one of the top setters in the league, averaging 9.80 assists per set, good for third-most, while leading all Big Ten players with 44 service aces (.68 per set).
- Meanwhile, freshman Ramsey Gary is third in the Big Ten with 260 total digs.
- Indiana has lost just one match at home, which came vs. #2 Nebraska. The Hoosiers lost, 1-3 after taking the first set.
- A fairly spread-out Hoosier offense has led to five players with more than 120 kills this season. Leading the charge is Mady Saris (2.44 per set) and Kaley Rammelsberg (2.53). Middle Savannah Kjolhede leads the attack with a .364 hitting %.

## SCOUTING THE OHIO STATE BUCKEYES

- The Buckeyes fell out of the top-25 after splitting Week 7 at Rutgers (W, 3-1) and at #14 Penn State (L, 2-3).
- Although Ohio State is 3-9 over the last 12 matches, every loss came against a ranked opponent, eight of which were top-11 teams.
- Emily Londot leads the way for the Buckeyes, ranking 8th in the nation in attacks per set (12.04) and 15th in points per set (5.01). The senior totaled 16 kills at #14 Penn State to lead the team despite the five-set loss.
- Middle Rylee Rader is averaging a .357 attack %.

## THE MONON SPIKE: BY THE NUMBERS:

- Purdue has won the Monon Spike for 15 straight years and is looking for its 16th Wednesday night.
- All-Time Record in Monon Spike Matches: 36-12.
- Monon Spike Record under Dave Shondell: 19-1

## MONON SPIKE MATCH: 2021 AND ITS HISTORY

- The Monon Spike traveling trophy was created in 1981 and is presented to the winning team after one of the two annual matches, alternating location each season between venues.
- The trophy idea was the brainchild of Purdue's Donna Hardesty and Anne McMenamy, seniors on the 1981 team. They chose the Spike from the Monon Railroad, which originated in Indiana in the late 19th century, to be a reminder of the competition on the court as well as the tradition of the state of Indiana. As with its sibling trophies, the Old Oaken Bucket (football) and the Golden Boot (soccer), a "P" or "I" is added to the chain signifying the season's winner.
- The Spike currently has 36 "P" links and 12 "I" links.

## GOING THE DISTANCE VS #2 NEBRASKA

- The Boilermakers pushed #2 Nebraska further than any team this season, taking two sets in the match.
- The match saw a total of 37 tied scores, including 21 lead changes in the longest match of the season for either team.
- Leading the team was Eva Hudson with 19 kills and Chloe Chicoine's 18.
- Middle blocker Lourdes Myers recorded a .444 hitting %, the most efficient Boilermaker of the night, and marks the eighth match this season she's hit above .400. Myers posted just one error with nine kills on 18 swings. Defensively, she had a key five block assists.

## THE BIG TEN COMPARISON

- Purdue has held Big Ten opponents to a .195 attack %.
- The team ranks No. 4 in the league with .247 hitting % on the season.
- The Boilermakers have swept its opponents in 50% of league matches (three of six).
- Purdue allowed just two blocks by Iowa, marking the fewest by a Big Ten opponent since 2021 (2 by Northwestern, 11/21/21).

## PURDUE IN THE NATIONAL RANKINGS

- Purdue currently ranks 15th in the nation in the AVCA/Taraflex poll. This comes after checking in at #19 last week. The four-point rise marks the largest jump of the season for Purdue.
- The last time Purdue ranked so high was Nov. 7, 2022 (#15).
- Although it is the first week Purdue has re-entered the top-15 since last season, the Boilermakers' history of excellence includes 42 of the last 53 weeks in the top-15.
- Purdue is #19 in the latest NCAA RPI.
- The program has been ranked for 99 consecutive weeks (since preseason 2017), the longest active streak by any Purdue team.
- Purdue's highest final ranking in program history came in 2021 at #6.
- Last year, the squad was ranked as high as 5th in the nation - its second-highest ranking in program history. The record was set in 2021, ranking 4th following the take-down of #3 Ohio State inside Holloway Gymnasium, 3-2 (9/24/21).

## THE 5TH-SET STATS

- The Boilermakers have gone to a fifth set six times this season, including the last two consecutive matches.
- Purdue is 3-3 in five-setters this season.
- There have been 10 challenges during the fifth set. Dave Shondell was the one to pull the card 50% of the time. In total (regardless of who called it), the call has gone in favor of the Boilermakers 60% of the time (between confirmed or reversed calls).

## THE NON-CON WRAP-UP

- After starting the season with a 1-2 record, Purdue went on a five-match winning streak and ended non-conference play 6-3.
- The future bodes well for the Boilermakers, as 83% of the offense, specifically kills per set, came at the hands of underclassmen.
- Chloe Chicoine and Eva Hudson accounted for 54% of all Purdue points.
- The Boilermakers received Freshman of the Week (twice: Chloe Chicoine), Setter of the Week (once: Taylor Anderson) and Player of the Week (once: Chloe Chicoine) during non-con action.

## PURDUE VS. TOP-25 OPPONENTS

- This year, Purdue is 3-2 vs. top-25 teams.
- The Boilermakers have nine matches remaining this season vs. top-25 opponents.
- Number of matches remaining vs. top-3 teams: 2
- Number of matches remaining vs. top-10 teams: 2
- Number of matches remaining vs. top-15 teams: 4
- Total matches in 2023 vs. top-15 teams: 5
- Total matches in 2023 vs. top-25 teams: 11

#### THE PLAYMAKER: SETTER TAYLOR ANDERSON

- Taylor Anderson has led all Big Ten setters in three of the last five weeks, all coming since she's made her first collegiate start.
- She received Big Ten Setter of the Week following her first week starting a match.
- In her first career start, Taylor Anderson registered 56 assists, the most by a Boilermaker since 2019 (Hayley Bush in 5 sets vs. Indiana, 10/9/19), coupled with a career-high six total blocks (1-5) and an errorless 3 kills (.600%). Meanwhile, the last time a Boilermaker has posted as many in a four-setter was in 2017.
- Moreover, in her first career start, the freshman guided the team to its most efficient match of the year: .346% vs. SMU.
- Guided Purdue to its most efficient set of the season with an errorless .611 hitting % in Set 4 at Maryland.
- Reached 35 assists or more in seven matches this season, including three of the last four.
- Posted an attack % of .500 or better: 3 times
- Posted 40 assists or more in a match: 4
- Posted 45 assists or more in a match: 3
- Posted 50 assists or more in a match: 1
- Recorded three double-doubles this season, including 12 digs and 46 assists vs. #19 Kentucky.
- Produced three kills, a career-best (3-0-6, .600%) alongside five blocks vs. SMU.
- Received Stacey Clark Classic All-Tournament Team recognition.

#### A FRESH START

- Eight Boilermakers started a set for the first time in their career in Week 1.
- Chloe Chicoine, Kenna Wollard, Taylor Anderson, Lourdes Myers, Grace Heaney, Lizzie Carr and Emily Rastovski all either started for the first time in their collegiate career or saw action for the first time.
- Meanwhile, Lorrin Poulter wore the Old Gold & Black for the first time, transferring to Purdue from Denver for her fifth season.

#### YOUNG & TALENTED

- Purdue is one of the youngest teams in the nation, and one of only two programs among the top-25 with 11 underclassmen on the roster (joined by #20 Baylor's 13 underclassmen).
- The Boilermakers will be the younger team in all but one non-conference matchup: vs. USC (9/15).
- Among the Big Ten, Purdue (11 underclassmen, 64% of the roster) is joined by Rutgers (11 underclassmen, 73%) and Illinois (10 underclassmen, 66%) for the youngest rosters.

#### ON THE SCENE: CHLOE CHICOINE

- Chicoine has one Player of the Week and three Big Ten Freshman of the Week awards under her belt.
- The Boilermaker earned Big Ten Freshman of the Week on Monday after leading the Big Ten, Pac-12 and ACC in points per set (5.63).
- Chicoine not only leads all Big Ten freshmen, but is one of four freshmen in the nation to post as many kills per set (3.93).
- She made an entrance to the collegiate scene, as one of only 10 players in the nation, regardless of class, to produce as many attacks in the first weekend of competition.
- In her first weekend of play, Chicoine was second overall in the Big Ten in total points (53) and kills (48) in Week One of play, leading all freshmen, sophomores and juniors.
- Meanwhile, her 19 kills vs. Duke edged Eva Hudson's 18 kills to set Purdue's record for most kills by a Purdue freshman in the season-opener this century.
- Chicoine hit .359% vs. #2 Nebraska with 18 kills and just four errors on 39 swings.
- Number of matches with 15+ kills: 10
- Number of matches with 20+ kills: 3
- Number of matches with 10+ digs: 6
- Number of errorless sets this season: 18

#### JUNIOR MIDDLE BLOCKER RAVEN COLVIN

- Colvin ranks #5 in the nation among all active Division I players with 1.33 career blocks per set.
- Last year she set the Big Ten rally-scoring era record and Purdue's single-match record with 16 total blocks.
- The 2022 Second Team All-Big Ten honoree reached a season-high 10 total blocks at Maryland (1-9).
- Colvin has hit .400 or better twice this year: vs. Duke (.688) and vs. then-#18 Creighton (.400).
- The Boilermaker was on the verge of her first career double-double at the Kansas Invitational with nine kills, nine blocks at #23 Kansas.
- Colvin set a career-high eight digs in the win vs. #19 Marquette (9/1).
- Colvin is averaging 3.02 points per set, 2.00 kills per set and 1.30 blocks per set.
- Earned Big Ten Defensive Player of the Week following wins at Maryland and Rutgers. It was her first weekly honor since her freshman year.

#### RIISING TO THE OCCASION: EVA HUDSON IN BIG TEN PLAY

- Eva Hudson has risen to the occasion in Big Ten matches, with increased production in virtually every offensive category compared to non-conference play.
- The sophomore is averaging 4.35 kills per set, up from her 3.63 during non-con action.
- Since Big Ten play has started, Hudson has risen in the Big Ten standings, ranking #5 in kills per set (3.90) and #5 in points per set (4.30).
- Hit .257% or better in seven of the last eight matches.
- Hudson began Big Ten play by averaging 5.00 kills per set in the first week of action.
- Recorded a season-high hitting % with a .394 mark vs. Illinois (16-3-33).

#### LOURDÈS MYERS: HEATING UP

- Middle blocker Lourdès Myers is averaging a .363 attack % this season, up from last year's .315%.
- Last season, Myers saw action in 16 matches (29 sets played). Meanwhile, this season Myers has upped her production and time on the court, having played in 15 matches (50 sets).
- Myers has set career-bests in every category this season, including kills: 9 (twice: last vs. #2 Nebraska), blocks: 7 (vs. UCF) and attack %: .750 (3-0-4 vs. Duke).
- The redshirt junior went errorless vs. Illinois with six kills on 11 swings (.545%) for a Big Ten career-high attack %.

#### STATS TO WATCH

- Junior Ali Hornung is approaching her 500th career dig, entering Week 7 with 476 digs.
- Freshman Taylor Anderson is nearing her 500th assist and 100th dig, entering the week with 450 and 86, respectively.
- Freshman Chloe Chicoine approaches her 300th career point, entering the week with 269.
- Maddie Schermerhorn needs 147 more digs to crack the Purdue top-10 list in career digs.

### D1 National Rankings - Week 7

#### Total Attacks

No. 45 Eva Hudson (674)  
No. 85 Chloe Chicoine (627)

#### Attacks Per Set

No. 27 Eva Hudson (11.05)  
No. 68 Chloe Chicoine (10.28)

#### Blocks Per Set

No. 38 Raven Colvin (1.30)

#### Kills Per Set

No. 43 Chloe Chicoine (3.93)  
No. 45 Eva Hudson (3.90)

#### Points Per Set

No. 52 Chloe Chicoine (4.41)  
No. 64 Eva Hudson (4.30)

#### Total Blocks

No. 36 Raven Colvin (79)

#### Total Kills

No. 55 Chloe Chicoine (240)  
No. 57 Eva Hudson (238)

#### Team Hitting %

No. 56 Purdue (.247)

### Wins vs. Top-5 Opponents

#### By Opponent Ranking (Since 2011)

Opponent	Score	Date
vs. #2 Nebraska	3-0	11/12/2011
vs. #3 Wisconsin	3-1	10/31/2021
vs. #3 Ohio State	3-2	9/24/2021
vs. #3 Minnesota	3-2	11/21/2015
at #4 Wisconsin	3-1	11/12/2021
at #4 Penn State	3-2	10/27/2018
vs. #4 Kansas	3-1	9/16/2016
vs. #5 BYU*	3-2	12/9/2021
vs. #5 Nebraska	3-2	10/26/2019
vs. #5 Minnesota	3-1	11/10/2017
vs. #5 Illinois	3-1	11/2/2011

\* NCAA Regional Semifinals

## Purdue's Record When...

**3-Set Matches:** 4-1  
**4-Set Matches:** 3-1  
**5-Set Matches:** 3-1  
**Team attack % is .200 or better:** 10-1  
**Team attack % is .250 or better:** 4-1  
**Team attack % is .300 or better:** 3-1  
**10 or more team blocks:** 5-1  
**After dropping Set 1:** 3-2  
**After winning Set 1:** 7-1

## The Last Time....

### A Match Went to 5 Sets

Sept. 9, 2023 vs. #19 Kentucky  
W, 25-23, 19-25, 25-22, 12-25, 18-16

### Last Victory over a Top-5 Team

Dec. 9, 2021 vs. #5 BYU  
W, 3-2 (25-12, 16-25, 21-25, 25-13, 18-16)

### Team Hitting % of .400 or Better

.422 | September 10, 2022 vs. Xavier | W, 3-0

### 60 or More Team Kills

64 | Sept. 8, 2023 vs. SMU | W, 3-1

### 17 or More Total Team Blocks

21 | Sept. 14, 2023 vs. UCF | W, 3-0

### 80 or More Team Digs

82 | Dec. 3, 2021 vs. Dayton | W, 3-2

### 10 or More Team Aces

10 | Aug. 27, 2023 vs. Loyola | L, 2-3

## Top-25 Wins in Holloway

### By Most Recent

(Since 2011)

Opponent	Score	Date
vs. #19 Kentucky	3-2	9/9/2023
vs. #8 Minnesota	3-0	9/23/2022
vs. #3 Wisconsin	3-1	10/31/2021
vs. #15 Penn State	3-2	10/17/2021
vs. #3 Ohio State	3-2	9/24/2021
vs. #22 Tennessee	3-0	9/18/2021
vs. #16 Marquette*	3-1	12/7/2019
vs. #23 Michigan	3-0	11/23/2019
vs. #5 Nebraska	3-2	10/26/2019
vs. #10 Michigan State	3-1	11/24/2017
vs. #10 Wisconsin	3-0	11/11/2017
vs. #5 Minnesota	3-1	11/10/2017
vs. #13 Michigan	3-1	10/28/2016
vs. #4 Kansas	3-1	9/16/2016
vs. #3 Minnesota	3-2	11/21/2015
vs. #18 Illinois	3-2	10/25/2015
vs. #22 Ohio State	3-2	10/18/2014
vs. #19 Michigan State	3-2	11/30/2013
vs. #6 Nebraska	3-0	11/22/2013
vs. #15 Wisconsin	3-2	11/2/2013
vs. #12 Ohio State	3-0	10/4/2013
vs. #21 Illinois	3-2	9/29/2012
vs. #21 Northern Iowa	3-0	8/24/2012

## BIG TEN FRESHMAN OF THE YEAR: YEAR 2 UPDATE

- The 2022 AVCA All-America Honorable Mention and Big Ten Freshman of the Year Eva Hudson produced a double-double in five of the first six matches. And seven total times this season.
- Despite her underclassman status, Hudson ranks #5 in the nation with 11.44 career attacks per set.
- The Boilermaker posted back-to-back 21 kill and 10 dig performances vs. #19 Marquette and vs. SMU.
- Her match vs. Illinois was the most efficient of the season, posting 16 kills with 3 errors on 33 attempts (.394%).
- On the year, the sophomore is averaging 3.90 kills per set, 1.95 digs per set and 4.30 points per set.
- Has reached double-digit kills in every match this season and 45 of 47 total matches in her career.
- Matches with 15+ kills: 10
- Matches with 20+ kills: 3
- Number of errorless sets this season: 17
- In the Boilermaker Challenge tournament, Hudson's efficiency led to just three attack errors over the two matches, while averaging 4.14 kills per set.

## THE BOILERMAKER FAITHFUL

- The Block Party, Purdue's student section, sold out in 40 minutes.
- Every ticket to Holloway was sold this season, making it a complete season sell-out.
- For the past few seasons, fans wanting season tickets have had to join a wait list. Due to such a high renewal rate, only two people were able to move off the wait list to buy season tickets this year.
- In The Exponent's 2022 Readers' Choice Awards, Purdue Volleyball was voted as one of the top three Favorite Purdue Athletic Teams. Voting was as follows: 1. Purdue Football 2. Purdue Volleyball 3. Purdue Men's Basketball.

## LIBERO MADDIE SCHERMERHORN

- She ranks #2 in the Big Ten after anchoring the Boilermakers as their libero in every match this season.
- The 2022 Second Team All-Big Ten honoree is averaging 4.21 digs per set with 257 digs this season.
- Schermerhorn became the 21st Boilermaker in program history to join the 1,000 dig club vs. SMU.
- Number of 15+ dig matches this season: 10
- Number of 20+ dig matches this season: 5
- Schermerhorn's season-high is 22 digs, reached three times: vs. #19 Marquette, vs. USC and vs. #2 Nebraska.
- Schermerhorn posted a key seven digs in the fourth set vs. #19 Marquette to push the match to five.
- The grad student totaled 12 digs in a single set vs. UCF during the team's 3-0 win.
- Averaged a Big Ten-leading 5.57 digs per set in the final week of non-conference action.
- Tallied 37 digs in under 24 hours as Purdue went 2-0 on the road against top-25 programs in Lawrence, Kansas.
- Was named to the Purdue Reamer Club Xtra Special Premier All-Tournament Team in Week 1.
- Is averaging 4.21 digs per set this season.
- One of the best back row players in Purdue history, she ranks 3rd in program history for most digs per set in a single season, recording 4.62 digs per set in 2022.
- If the season were to end today, she would rank 6th in the Purdue record books with 4.21 digs per set this season. She will be just the third-ever Boilermaker to earn a spot not once, but twice in the top-10 list (joining Kelli Miller (2007, 2008 & 2006) and Becky Kanitz (1987 & 1988)).

## ALUMS ANNIE DREWS & ASHLEY EVANS QUALIFY FOR PARIS 2024 OLYMPICS

- Purdue alums Annie Drews (2012-15) and Ashley Evans (2013-17) were members of the U.S. National Team that qualified for the Paris 2024 Olympic Games on Sunday after defeating Germany 3-1 (24-26, 25-21, 25-9, 25-16) at the FIVB Road to Paris Olympic Qualifier in Łódź, Poland. The U.S. Women finished the tournament with a 6-1 record.
- Annie Drews an integral member of Team USA's gold medal-winning effort at the Tokyo Olympics and is the first Olympian in Purdue Volleyball history. It will be Evans' first Olympic appearance.
- Drews came off the bench in Sunday's match, entering as a substitute to start Set 2 and went on to lead all scorers with 27 points on a match-high 27 kills (.544 attack %).
- Collegiate Accolades include 2015 AVCA First Team All-America and two-time First Team All-Big Ten honors for Drews and a 2017 AVCA Honorable Mention, two Second Team Academic All-America honors (2016-17) and a Third Team Academic All-America (2015) for Evans.

## SEVEN BOILERS IN THE RED, WHITE AND BLUE

- Four current Boilermakers (Eva Hudson, Chloe Chicoine and Raven Colvin, along with assistant coach Michael Bouril) and three alums (Annie Drews, Danielle Cuttino and Ashley Evans) were tapped by USA Volleyball this summer.
- While Bouril served as performance analyst for the U21 men's national team, the current players were invited to the U21 Pan American Cup National Training Team, which Chicoine and Hudson made the final roster. It was Bouril and Hudson's first time representing the U.S.
- Meanwhile, on the women's senior team, Drews, Cuttino and Evans were tapped to represent the U.S. in the Volleyball Nation's League (VNL), making 21% of the team's roster Boilermakers.
- Chicoine and Hudson helped the U.S. to a gold medal, as the team swept Mexico in the championship match in Nogales, Sonora, Mexico.
- For the second straight year, Chicoine was named MVP & First Best Outside Hitter after leading the team with 54 total points over the tournament (39 attacks, 8 blocks and 7 service aces).
- Both Chicoine and Hudson saw time in the title match, with Chicoine leading all players with 19 points (12 attacks, five blocks and two aces) and Hudson registering two service aces.
- Hudson contributed 16 points over the team's four matches (11 attacks, 2 blocks and 3 aces).

## JOINING THE TEAM: THE #3-RANKED RECRUITING CLASS

- Six freshmen join the team for the upcoming 2023 season: Chloe Chicoine, Grace Heaney, Taylor Anderson, Rachel Williams, Kenna Wollard and Julia Kane.
- Purdue landed its first No. 1 recruit in the nation in Chloe Chicoine.
- The class ties 2014 as the highest-ranked recruiting class during the Shondell era.
- The class is made up of one setter (Anderson), two outside hitters (Chicoine and Wollard), one opposite/right side (Heaney) and two defensive specialists (Kane and Williams).
- The incoming class includes four players ranked among the top-63 in the nation, including Indiana Miss Volleyball Chicoine. Heaney checks in at No. 17 overall, followed by Anderson at No. 38 and Wollard at No. 6.



#### DAVE SHONDELL & COACHING STAFF

- Entering his 21st season this fall, head coach Dave Shondell is the longest tenured head coach in the Big Ten.
- Effective July 1, 2023, Michael Bouril joined the coaching staff as assistant coach, after previously serving as the team's technical coordinator & performance analyst since June of 2020.
- Over Shondell's 21 years at the helm, Purdue has recorded 82 wins over top-25 opponents. Before Shondell, Purdue owned 37 The most ranked wins in a single-season came in 2021 (9 wins vs. top-25 teams).
- In total, there are only eight active head coaches who've celebrated 20 or more years at their institution.
- Shondell was named both Big Ten Coach of the Year and Regional Coach of the Year in 2021.
- Under his direction, Shondell has guided Purdue to 14 20-win seasons.

#### PURDUE IN THE NCAA TOURNAMENT

- The Boilermakers have earned an NCAA tournament bid for the past eight straight years.
- Dave Shondell has led Purdue to the tournament 17 times in his 20 years of coaching and owns a 30-16 record in the Big Dance (65%).
- Purdue made back-to-back Regional Final berths in 2020 and 2021.
- Purdue NCAA Tournament Record: 35-24 (.593%)
- Number of Second Round Appearances: 22
- Number of Regional Semifinal Appearances: 15
- Regional Semifinals record under Shondell: 4-6 (advanced in 2010, 2013, 2020, 2021)
- Number of Regional Finals Appearances: 5 (1982, 2010, 2013, 2020, 2021)
- Only twice in Purdue history as Purdue not advanced to the second round (1990 and 1984).

#### THE LAST 5 YEARS

- Overall record the last 5 seasons: 111-42 record (72.5%)
- Number of All-America honors: 7
- Number of wins vs. top-5 opponents: 6
- NCAA Tournament match wins: 6
- In four the of the last five seasons, at least one Boilermaker finished among the top-11 in the nation in at least one statistical category.
- Moreover, for the last three straight years, two different Boilermakers were among the top-15 in the nation in a statistical category.

#### THE ROSTER AT A GLANCE

- Eleven of the 17 members of the team are underclassmen (64%).
- Purdue picked up one transfer in graduate setter Lorrin Poulter.
- Class breakdown: eight freshmen, three sophomores, three juniors, one senior, two graduate students.
- Eight members are the team are from the state of Indiana.
- States represented: Colorado, Florida, Indiana, Illinois, Massachusetts, Nebraska, Ohio, Pennsylvania, Texas.
- Tallest member of the team: 6'6" middle blocker Lizzie Carr.
- Shortest member of the Team: 5'7" defensive specialists Emily Brown and Rachel Williams.
- The Boilermakers lose seven players: defensive specialist Ava Torrance, setter Grace Balensiefer, outside hitter Maddy Chinn, outside hitter Emma Ellis, outside hitter Madeline Koch, middle blocker Hannah Clayton and setter Megan Renner.

#### PURDUE & INDIANA GATORADE PLAYER OF THE YEAR HISTORY

- Three Gatorade state Player of the Years are on the roster for 2023: Ali Hornung, Sydney Yim and Chloe Chicoine.
- For the third consecutive year, Indiana's Gatorade Player of the Year has been a Boilermaker:
  - 2022: Chloe Chicoine
  - 2021: Chloe Chicoine
  - 2020: Ali Hornung
- In addition, setter Yim was the 2020-21 Gatorade Player of the Year for the state of Massachusetts. Meanwhile, Kenna Wollard was named by the Illinois as the Journal Star Illinois Player of the Year.
- Chicoine marks Shondell's fifth Gatorade Player of the Year for the state of Indiana.

#### HOLLOWAY GYMNASIUM HISTORY

- Holloway Gymnasium has sold out every match for the 2023 season, making it the program's first complete season sellout.
- Holloway was rated the best atmosphere in the toughest volleyball conference in the nation, the Big Ten.
- Purdue's win vs. #19 Kentucky marked the 8th top-25 opponent to fall inside Holloway in the last four years.
- Over the last 12 years, Purdue has taken down 13 top-25 opponents on Belin Court, including two #3 teams in 2021.
- In the last 11 years, Purdue has recorded 11 wins vs. top-5 opponents alone, eight of those wins came on Purdue's home turf.
- Fans have sold out every Big Ten match for four consecutive seasons (2021-present). The 2019 season was one match shy of extending the streak to five years.

### All-Big Ten Team History Under HC Dave Shondell

Year	Name
2022	Eva Hudson (1st Team) Raven Colvin (2nd Team) Maddie Schermerhorn (2nd Team)
2021	Hayley Bush (1st Team) Grace Cleveland (1st Team) Caitlyn Newton (1st Team) Jena Otec (2nd Team)
2020	Hayley Bush (1st Team) Grace Cleveland (1st Team) Caitlyn Newton (1st Team) Jena Otec (1st Team)
2019	Grace Cleveland (1st Team) Blake Mohler (1st Team) Caitlyn Newton (2nd Team)
2018	Sherridan Atkinson (1st Team) Blake Mohler (1st Team)
2017	Sherridan Atkinson (1st Team) Danielle Cuttino (1st Team)
2016	Danielle Cuttino (1st Team) Faye Adelaja (HM)
2015	Annie Drews (1st Team) Faye Adelaja (HM)
2014	Val Nichol (1st Team) Annie Drews (1st Team)
2013	Val Nichol (1st Team) Carly Cramer (HM)
2012	Ariel Turner (1st Team) Carly Cramer (HM)
2011	Tiffany Fisher (1st Team) Ariel Turner (1st Team)
2010	Jaclyn Hart (1st Team)
2009	Tiffany Fisher (HM)
2008	Stephanie Lynch (HM)
2007	Stephanie Lynch (1st Team)
2006	Stephanie Lynch (1st Team)
2005	Renata Dargan (1st Team) Stephanie Lynch (HM)
2004	Kim McConaha (1st Team) Renata Dargan (HM)
2003	Renata Dargan (HM) Kim McConaha (HM)

### 2023 Top Individual Performances

Category	Purdue	Opponent
Points	25 (Chicoine vs. #19 Kentucky, 9/9)	36.5 (Julia Sangiacomo, Northwestern)
Kills	24 (Chicoine vs. #19 Kentucky, 9/9)	33 (Julia Sangiacomo, Northwestern)
Attacks	55 (Hudson & Chicoine vs. #19 Marquette, 9/1)	65 (Julia Sangiacomo, Northwestern)
Service Aces	4 (Colvin and Chicoine, last: Chicoine vs. Iowa, 10/7)	5 (Addie Barnes, Loyola)
Total Blocks	10 (Colvin vs. Maryland, 9/22)	7 (twice: last Elise Goetzinger, Kentucky)
Block Solos	1 (7 players tied)	1 (12 players tied)
Block Assists	9 (Colvin vs. Maryland, 9/22)	7 (Elise Goetzinger, Kentucky)
Digs	22 (Schermerhorn 3 times: last vs. #2 Nebraska, 9/29)	22 (Ellie Bolton, Creighton)
Assists	56 (Anderson vs. SMU, 9/8)	57 (Camryn Turner, Kansas)
Attack % (10 attempt. min.)	.688% (Colvin, 12-1-16 vs. Duke, 8/25)	.778% (Tyrah Arial, 15-1-18, USC)



## 2023 PURDUE VOLLEYBALL ROSTER

No.	Name	Ht.	Pos.	Yr.	Hometown / High School / Last School
1	Rachel Williams	5-7	DS	Fr.	West Lafayette, Ind. / West Lafayette
2	Chloe Chicoine	5-10	OH	Fr.	Lafayette, Ind. / McCutcheon
4	Kenna Wollard	6-1	OH	Fr.	Dunlap, Ill. / Illinois Valley Central
5	Taylor Anderson	6-1	S	Fr.	San Antonio, Texas / Cornerstone Christian
6	Lorrin Poulter	5-11	S	Gr.	Aurora, Colo. / Eaglecres / Denver
7	Raven Colvin	6-1	MB	Jr.	Indianapolis, Ind. / Heritage Christian
8	Maddie Schermerhorn	5-10	DS	Gr.	Ligonier, Ind. / West Noble
9	Lourdès Myers	6-3	MB	RS-Jr.	Alliance, Ohio / St. Thomas Aquinas
10	Ali Hornung	5-10	DS/OH	Jr.	New Albany, Ind. / Providence
11	Emily Brown	5-7	DS	Sr.	Lafayette, Ind. / McCutcheon / Missouri
14	Grace Heaney	6-2	OPP/RS	Fr.	Omaha, Neb. / Elkhorn North
15	Lizzie Carr	6-6	MB	RS-Fr.	West Chester, Pa. / West Chester East
17	Eva Hudson	6-1	OH	So.	Fort Wayne, Ind. / Bishop Dwenger
18	Brielle Warren	6-1	OH	RS-Fr.	College Station, Texas / Fulshear
19	Sydney Yim	6-1	S	RS-So.	Newburyport, Mass. / Newburyport
21	Julia Kane	5-11	DS	Fr.	Windermere, Fla. / Windermere Prep
22	Emily Rastovski	6-2	OH	RS-So.	Valparaiso, Ind. / Morgan Township

**Head Coach:** Dave Shondell, 21st season

**Assistant Head Coach - Recruiting Coordinator:** Kathy Jewell, 21st season

**Assistant Coach:** Michael Bouril, 4th season

**Supervisor of Volleyball Operations:** Carrie Gurnell, 3rd season

**Graduate Assistant:** Ben Cutrone, 2nd season

**Student Assistant:** Megan Renner






# 2023 PURDUE VOLLEYBALL ROSTER



**#1 Rachel Williams**  
Fr. | DS | 5-7 | West Lafayette, Ind.



**#2 Chloe Chicoine**  
Fr. | OH | 5-10 | Lafayette, Ind.



**#4 Kenna Wollard**  
Fr. | OH | 6-1 | Dunlap, Ill.



**#5 Taylor Anderson**  
Fr. | S | 6-1 | San Antonio, Texas



**#6 Lorrin Poulter**  
Gr. | S | 5-11 | Aurora, Colo.  
Previous School: Denver



**#7 Raven Colvin**  
Jr. | MB | 6-1 | Indianapolis, Ind.



**#8 Maddie Schermerhorn**  
Gr. | DS | 5-10 | Ligonier, Ind.



**#9 Lourdes Myers**  
RS-Jr. | MB | 6-3 | Alliance, Ohio



**#10 Ali Hornung**  
Jr. | DS/OH | 5-10 | New Albany, Ind.



**#11 Emily Brown**  
Sr. | DS | 5-7 | Lafayette, Ind.  
Previous School: Missouri



**#14 Grace Heaney**  
Fr. | OPP/RS | 6-2 | Omaha, Neb.



**#15 Lizzie Carr**  
RS-Fr. | MB | 6-6 | West Chester, Pa.



**#17 Eva Hudson**  
So. | OH | 6-1 | Fort Wayne, Ind.



**#18 Brielle Warren**  
RS-Fr. | OH | 6-1 | College Station, Texas



**#19 Sydney Yim**  
RS-So. | S | 6-1 | Newburyport, Mass.



**#21 Julia Kane**  
Fr. | DS | 5-11 | Windermere, Fla.



**#22 Emily Rastovski**  
RS-So. | OH | 6-2 | Valparaiso, Ind.



**Graduate Assistant  
Ben Cutrone**  
2nd Season



**Student Assistant  
Megan Renner**  
Gr. | S | Cedar Rapids, Iowa



**Head Coach  
Dave Shondell**  
21st Season



**Assistant Head Coach -  
Recruiting Coordinator  
Kathy Jewell** | 21st Season



**Assistant Coach  
Michael Bouril**  
4th Season



**Director of Operations  
Carrie Gurnell**  
3rd Season

# TEAM MATCH RECORDS

## TEAM RECORDS

Kills	106	vs. Duke, 10/15/86
Total Attempts	275	at Wisconsin, 10/12/90
Hitting Percentage .560 (30-2-50)		vs. Notre Dame, 9/8/83
Assists	100	vs. Michigan, 11/22/96
Service Aces	22	at Minnesota, 10/2/82
Solo Blocks	18	vs. Northwestern, 10/15/83
Block Assists	42	vs. Indiana, 10/21/92
Total Blocks	27.5 (10-35)	at Illinois State, 10/20/82
Digs	144	at Western Michigan,

## OPPONENT TEAM RECORDS

Kills	113	Illinois, 10/22/86
Total Attempts	276	at Wisconsin, 10/12/90
Hitting Percentage .527 (48-9-74)		at Illinois, 10/2/93
Assists	109	at Indiana, 11/7/98
Service Aces	20	Pittsburgh, 10/7/83
Solo Blocks	11	at Ohio State, 10/6/84
Block Assists	38	Wisconsin, 10/27/07
Total Blocks	21 (5-32) 21 (2-38)	Kansas State, 9/12/87 Wisconsin, 10/27/07
Digs	146	at Western Michigan, 11/19/85

Note: Team records date to 1977, except service aces (1979), solo blocks and block assists (1981) and assists and digs (1983).

## TEAM MATCH RECORDS

Kills			Assists			Solo Blocks		
106	Duke	10/15/86	100	Michigan	11/22/96	18	Northwestern	10/15/83
105	Michigan	11/22/96	93	at Indiana	11/7/98	16	Minnesota	9/16/81
103	Illinois	10/11/96	91	vs. Houston	9/14/96	15	vs. Oregon	9/7/84
101	at #19 Texas A&M	10/12/85	90	Illinois	10/11/96		#19 Northwestern	11/21/82
99	at Indiana	11/7/98	89	at #19 Texas A&M	10/12/85		Hawaii	11/11/81
98	vs. Penn State	9/14/84		Indiana	10/20/90	14	#15 Nebraska	12/11/82
	at #17 Western Michigan	11/13/84	88	at Northwestern	11/19/83	13	Indiana	9/11/82
97	Indiana	10/20/90	87	Minnesota	11/15/96	12	Pittsburgh	10/7/83
	vs. Houston	9/14/96		at Michigan	11/5/99		Illinois State	10/2/83
96	Michigan State	11/18/89		Indiana	11/24/00		vs. #8 Arizona	9/9/83
Total Attempts			Service Aces			Block Assists		
275	at #16 Wisconsin	10/12/90	18	Bowling Green	9/2/87	42	Indiana	10/21/92
269	Duke	10/15/86		Illinois State	10/20/87	38*	Utah	9/1/07
266	vs. Houston	9/14/96	17	vs. Penn State	9/14/84	36	#14 Penn State	10/5/91
265	at #14 Western Michigan	11/19/85		Loyola	10/15/85		Michigan	11/22/91
261	at #15 Western Michigan	11/10/87		at Minnesota	10/16/87	35	at Illinois State	10/20/82
249	Illinois	10/4/00		Indiana State	11/6/01	34	LSU	9/19/87
248	vs. Northern Illinois	9/11/92	16	Northwestern	10/15/83		at Rutgers	3/19/21
246	#18 Michigan	10/2/99		Michigan	11/28/86		at #7 Ohio State	10/15/21
244	Bowling Green	9/2/87	15	Six times,		33	#23 Illinois	10/30/99
243	at #19 Texas A&M	10/12/85		last at Texas-Arlington	9/4/93		at Michigan State	11/6/99
	Michigan State	11/18/89				32	Ohio State	10/3/86
Hitting Percentage			Digs				#8 Illinois	11/25/87
.560	Notre Dame	9/8/83	144	at #15 Western Michigan	11/10/87		Georgia	9/23/90
.548	Texas A&M Corpus Christi	9/20/19	130	at #16 Wisconsin	10/12/90	Total Blocks		
.534	Michigan	9/24/83	124	at #19 Texas A&M	10/12/85	27.5	at Illinois State	10/20/82
.529	George Washington	8/25/12	119	at #15 Ohio State	11/17/90	25	Northwestern	10/15/83
.522	Kentucky	10/16/82	118	at Wisconsin	11/3/89	24*	Utah	9/1/07
.517	Indiana	9/24/16	117	Michigan State	11/18/89	23.5	Hawaii	11/11/81
.500	Eastern Kentucky	9/1/00	115	vs. Kansas State	9/12/87	23	Michigan	11/22/91
.495*	East Tennessee State	9/18/04		Iowa	9/24/88	22	#15 Nebraska	12/11/82
.490	Syracuse	9/6/97	113	Northwestern	9/28/91		at #18 Northwestern	9/27/83
.482	Michigan	9/22/84	110	at #14 Western Michigan	11/19/85		Pittsburgh	10/7/83
				vs. Northern Illinois	9/11/92		Indiana	10/21/92
						21.5	#15 Western Michigan	12/9/83



# INDIVIDUAL MATCH RECORDS

## PURDUE INDIVIDUAL RECORDS

Kills	38	Bev Krupa at Indiana, 11/7/98
Total Attempts	88	Joanna Lowry vs. Indiana, 11/24/00
Hitting Percentage	1.000 (13-0-13)	Debbie McDonald at North Carolina State, 9/25/87
	1.000 (10-0-10)	Kristen Arthurs vs. Ball State, 8/28/09
Assists	87	Linda Menconi vs. Houston, 9/14/96
Service Aces	9	Marianne Smith vs. Butler, 9/13/85
Solo Blocks	8	Kate Crandell vs. Pittsburgh, 10/7/83
Block Assists	16	Donna Gill vs. Indiana, 10/21/92 Amy Warner vs. Indiana, 10/21/92
Total Blocks	16	Donna Gill (3-13) vs. Michigan, 11/22/91 Donna Gill (0-16) vs. Indiana, 10/21/92 Amy Warner (0-16) vs. Indiana, 10/21/92

## OPPONENT INDIVIDUAL RECORDS

Kills	41	Stacey Gordon, vs. Ohio State, 11/7/03
Total Attempts	89	Sarah Powers, at West. Michigan, 11/19/85
Hitting Percentage	.909 (10-0-11)	Ariana Filho, Minnesota, 10/2/09
Assists	99	Disa Johnson, Illinois, 10/22/86
Service Aces	11	Connie Wolter, Florida, 9/3/88
Solo Blocks	6	Sherri Rinker, at Ohio State, 11/1/86 Tiffany Meligan, Iowa, 11/19/93 Ashley Wittman, Minnesota, 10/1/10
Block Assists	13	Taylor Reineke, Wisconsin, 10/27/07 Johannah Bangert, at Illinois, 10/9/09
Total Blocks	14 (1-13)	Taylor Reineke, Wisconsin, 10/27/07
Digs	38	Jessica Granquist, Minnesota,

## INDIVIDUAL MATCH RECORDS

### Kills

- 38 Bev Krupa at Indiana, 11/7/98
- 34 Aneska Arosarena, Minnesota, 10/23/98
- Aneska Arosarena vs. Michigan, 10/2/99
- 33 Bev Krupa vs. Michigan, 11/14/98
- Annie Drews at Western Kentucky, 9/12/14
- 32 Marianne Smith at Texas A&M, 10/12/85
- Darcy Jones vs. Northern Illinois, 9/11/92
- Brooke White vs. Weber State, 8/31/96
- Brooke White vs. Illinois, 10/11/96
- Joanna Lowry vs. Indiana, 11/24/00
- Sherridan Atkinson at #4 Penn State, 10/27/2018)

### Total Attempts

- 88 Joanna Lowry vs. Indiana, 11/24/00
- 87 Aneska Arosarena vs. Michigan, 10/2/99
- 85 Ariel Turner at Northwestern, 9/25/10
- 84 Caitlyn Newton vs. Minnesota, 2/5/2021
- 81 Ariel Turner vs. Illinois, 11/2/11

### Hitting Percentage

- 1.000\* Debbie McDonald (13-0-13) at North Carolina State, 9/25/87
- Kristen Arthurs (10-0-10) vs. Ball State, 8/28/09
- .900 Raven Colvin (9-0-10) vs. Purdue Fort Wayne (9/17/2021)
- .875 Tiffany Fisher (14-0-16) vs. Air Force, 9/2/11
- .818 Kierra Jones (9-0-11) vs. College of Charleston, 8/27/11
- .813 Debbie McDonald (13-0-16) at Michigan State, 11/21/87

### Assists

- 87 Linda Menconi vs. Houston, 9/14/96
- 79 Taryn Catlin at Indiana, 11/7/98
- 76 Taryn Catlin at Michigan, 11/5/99
- Darcy Orin vs. Duke, 10/15/86
- 75 Taryn Catlin vs. Minnesota, 11/15/96

### Service Aces

- 9 Marianne Smith vs. Butler, 9/13/85
- 8 Becky Kanitz vs. Illinois State, 10/20/87
- Debbie McDonald at Minnesota, 11/24/89
- 7 Marianne Smith at Indiana, 10/5/84
- Debbie McDonald at Wisconsin, 11/6/87
- Carey Burvis at N.C. State, 9/11/93
- Brooke White vs. Murray State, 9/18/93
- Carey Burvis at Michigan State, 11/13/93
- Katie Gibbons at Michigan State, 11/8/97
- Ariel Turner at Cincinnati, 9/8/12
- Caitlyn Newton at Michigan, 11/27/19

### Digs

- 40 Kelli Miller at Indiana, 10/17/07
- 39 Blair Bashen at Baylor, 9/5/09
- 37 Becky Kanitz at Northwestern, 11/7/87
- Becky Kanitz at Western Michigan, 11/10/87
- 36 Kelli Miller at Michigan, 10/20/07

### Solo Blocks

- 8 Kate Crandell vs. Pittsburgh, 10/7/83
- 7 Kate Crandell vs. Wisconsin, 10/31/82
- Kate Crandell vs. Nebraska, 12/11/82
- Marianne Smith at Illinois State, 9/10/83
- Marianne Smith vs. SW Missouri State, 9/7/84

### Block Assists

- 16\* Donna Gill vs. Indiana, 10/21/92
- 16\* Amy Warner vs. Indiana, 10/21/92
- 13 Jan Hoosline at Illinois State, 10/20/82
- Donna Gill vs. Michigan, 11/22/91
- 12 Jane Neff at Illinois State, 10/20/82
- Stephanie Lynch at Wisconsin, 11/29/08
- Kristen Arthurs vs. Michigan, 10/23/10
- Taylor Trammell at Rutgers, 3/19/21

### Total Blocks

- 16 (3-13) Donna Gill vs. Michigan, 11/22/91
- 16 (0-16) Donna Gill vs. Indiana, 10/21/92
- 16 (0-16) Amy Warner vs. Indiana, 10/21/92
- 15 (2-13) Jan Hoosline at Illinois State, 10/20/82
- 15 (3-12) Jane Neff at Illinois State, 10/20/82
- 15 (4-11) Stephanie Lynch vs. Utah, 9/1/07

\* denotes Big Ten Conference record.



# 2023-24 Purdue Women's Volleyball Combined Team Statistics All games

Page 1/1  
as of Oct 08, 2023

## Game Records

Overall	Conference	Home	Away	Neutral
10 - 5	4 - 2	6 - 5	3 - 0	1 - 0

## Team Box Score

		Attack						Set		Serve				Dig		Blocking							
##	Player	SP	K	K/S	E	TA	PCT	A	A/S	SA	SE	SA/S	RE	DIG	DIG/S	BS	BA	TOT/S	BLK/S	BE	BHE	PTS	
2	Chicoine, Chloe	61	240	3.93	70	627	.271	8	0.13	21	28	0.34	11	121	1.98	3	10	13	0.21	1	1	269.0	
4	Wollard, Kenna	23	24	1.04	17	72	.097	0	0.00	0	0	0.00	0	9	0.39	1	12	13	0.57	1	0	31.0	
5	Anderson, Taylor	49	12	0.24	5	38	.184	450	9.18	10	11	0.20	2	86	1.76	2	34	36	0.73	0	3	41.0	
6	Poulter, Lorrin	24	9	0.38	5	30	.133	188	7.83	2	12	0.08	3	39	1.63	1	9	10	0.42	0	0	16.5	
7	Colvin, Raven	61	122	2.00	58	277	.231	5	0.08	18	22	0.30	2	37	0.61	10	69	79	1.30	7	0	184.5	
8	Schermerhorn, Maddie	61	0	0.00	1	13	-.077	56	0.92	7	18	0.11	15	257	4.21	0	0	0	0.00	0	1	7.0	
9	Myers, Lourdes	50	70	1.40	21	135	.363	1	0.02	0	0	0.00	0	15	0.30	5	39	44	0.88	10	1	94.5	
10	Hornung, Ali	56	0	0.00	0	2	.000	9	0.16	5	8	0.09	14	137	2.45	1	0	1	0.02	0	0	6.0	
11	Brown, Emily	31	0	0.00	0	0	.000	2	0.06	1	3	0.03	3	14	0.45	0	0	0	0.00	0	0	1.0	
14	Heaney, Grace	38	55	1.45	25	145	.207	1	0.03	0	0	0.00	0	13	0.34	2	27	29	0.76	1	0	70.5	
15	Carr, Lizzie	19	9	0.47	5	23	.174	0	0.00	0	0	0.00	1	2	0.11	0	8	8	0.42	1	0	13.0	
17	Hudson, Eva	61	238	3.90	68	674	.252	3	0.05	8	7	0.13	11	119	1.95	4	24	28	0.46	2	0	262.0	
18	Warren, Brielle	1	1	1.00	0	1	1.000	0	0.00	0	0	0.00	0	0	0.00	0	0	0	0.00	0	0	1.0	
21	Kane, Julia	1	0	0.00	0	0	.000	0	0.00	0	0	0.00	0	0	0.00	0	0	0	0.00	0	0	0.0	
22	Rastovski, Emily	6	1	0.17	2	5	-.200	0	0.00	0	0	0.00	0	0	0.00	0	2	2	0.33	0	0	2.0	
PURDUE		61	781	12.80	277	2042	.247	723	11.85	72	109	1.18	67	849	13.92	29	234	146	2.39	23	6	999.0	
Opponents		61	794	13.02	326	2117	.221	732	12.00	67	155	1.10	72	846	13.87	23	184	115	1.89	13	7	976.0	

## Team statistics

	PURDUE	OPP
ATTACK		
Kills	781	794
Errors	277	326
Total Attacks	2042	2117
Attack Pct	.247	.221
Kills/Set	12.80	13.02
SET		
Assists	723	732
Attempts	1970	2037
Assist Pct	.367	.359
Assists/Set	11.85	12.00
SERVE		
Aces	72	67
Errors	109	155
Attempts	1361	1271
Serve Pct	.920	.878
Aces/Set	1.18	1.10
SERVE RECEPTIONS		
Errors	67	72
Errors/Set	1.10	1.18
Attempts	1116	1252
Reception Pct	.940	.999
DEFENSE		
Digs	849	846
Digs/Set	13.92	13.87
BLOCKING		
Block solo	29	23
Block Assist	234	184
Total Blocks	146	115
Blocks/Set	2.39	1.89
Block Errors	23	13
Ball handling errors	6	7
ATTENDANCE		
Total	26565	4285
Dates/Avg Per Date	11/2415	3/1428
Neutral Site #/Avg	1/70	-
Current win streak	0	-
Home win streak	0	-

## Team Results

Date	Opponent		Score	Score-by-set	Att.
08/25/2023	Duke	W	3-1	25-19,26-28,25-19,25-14	2415
08/26/2023	Creighton	L	0-3	26-28,21-25,20-25	2415
08/27/2023	Loyola Chicago	L	2-3	25-20,19-25,23-25,25-22,14-16	2415
08/31/2023	at Kansas	W	3-2	17-25,25-19,16-25,25-19,17-15	1838
09/01/2023	vs Marquette	W	3-2	18-25,25-18,16-25,29-27,17-15	70
09/08/2023	SMU	W	3-1	21-25,25-14,25-17,25-23	2415
09/09/2023	Kentucky	W	3-2	25-23,19-25,25-22,12-25,18-16	2415
09/14/2023	UCF	W	3-0	25-15,25-19,25-22	2415
09/15/2023	Southern California	L	1-3	28-30,25-15,23-25,23-25	2415
* 09/22/2023	at Maryland	W	3-1	25-20,25-23,17-25,25-11	1150
* 09/24/2023	at Rutgers	W	3-0	25-19,25-20,25-21	1297
* 09/29/2023	Nebraska	L	2-3	25-23,22-25,18-25,25-19,12-15	2415
* 10/01/2023	Northwestern	L	2-3	25-17,25-15,25-27,11-25,12-15	2415
* 10/04/2023	Illinois	W	3-0	25-11,25-19,25-16	2415
* 10/07/2023	Iowa	W	3-0	25-16,25-17,25-23	2415



**2023-24 Purdue Women's Volleyball**  
**Individual Match-by-Match**  
**All games**

Page 1/15  
as of Oct 08, 2023

**#2 CHICOINE, Chloe**

Date	Opponent	SP	Attack				Set			Serve				Recept			Blocking					Team			
			K	E	TA	PCT	A	TA	PCT	SA	SE	TA	PCT	RE	TA	PCT	DIG	BS	BA	BE	TOTAL	BHE	POINTS	HIT%	SCORE
08/25/2023	Duke	*4	19	6	45	.289	0	3	.000	1	1	16	.938	0	12	1.000	7	0	0	0	0.0	0	20.0	.296	3-1
08/26/2023	Creighton	*3	9	6	50	.060	0	1	.000	0	1	11	.909	2	12	.833	13	1	0	0	1.0	0	10.0	.148	0-3
08/27/2023	Loyola Chicago	*5	20	4	51	.314	1	3	.333	2	2	19	.895	3	20	.850	4	1	2	1	3.0	0	24.0	.178	2-3
08/31/2023	at Kansas	*5	21	5	54	.296	1	7	.143	1	3	17	.824	0	19	1.000	12	0	2	0	2.0	0	23.0	.229	3-2
09/01/2023	vs Marquette	*5	17	9	55	.145	2	4	.500	1	3	18	.833	1	13	.923	11	0	1	0	1.0	0	18.5	.209	3-2
09/08/2023	SMU	*4	17	4	36	.361	1	5	.200	1	2	19	.895	0	18	1.000	10	0	2	0	2.0	0	19.0	.346	3-1
09/09/2023	Kentucky	*5	24	6	48	.375	0	2	.000	1	2	19	.895	2	14	.857	5	0	0	0	0.0	0	25.0	.218	3-2
09/14/2023	UCF	*3	17	4	37	.351	0	3	.000	3	2	18	.889	0	5	1.000	3	0	0	0	0.0	1	20.0	.349	3-0
09/15/2023	Southern California	*4	17	4	38	.342	0	2	.000	2	2	17	.882	1	13	.923	10	0	1	0	1.0	0	19.5	.300	1-3
09/22/2023	at Maryland	*4	12	4	39	.205	1	2	.500	0	4	14	.714	0	9	1.000	5	0	0	0	0.0	0	12.0	.238	3-1
09/24/2023	at Rutgers	*3	12	4	35	.229	0	3	.000	0	1	16	.938	0	3	1.000	8	0	1	0	1.0	0	12.5	.234	3-0
09/29/2023	Nebraska	*5	18	4	39	.359	0	1	.000	1	0	19	1.000	0	11	1.000	7	0	1	0	1.0	0	19.5	.229	2-3
10/01/2023	Northwestern	*5	9	4	37	.135	0	4	.000	2	3	16	.813	0	14	1.000	10	0	0	0	0.0	0	11.0	.215	2-3
10/04/2023	Illinois	*3	11	4	30	.233	1	2	.500	4	2	17	.882	0	2	1.000	6	0	0	0	0.0	0	15.0	.276	3-0
10/07/2023	Iowa	*3	17	2	33	.455	1	2	.500	2	0	9	1.000	2	4	.500	10	1	0	0	1.0	0	20.0	.303	3-0
<b>Totals</b>		<b>61</b>	<b>240</b>	<b>70</b>	<b>627</b>	<b>.271</b>	<b>8</b>	<b>44</b>	<b>.182</b>	<b>21</b>	<b>28</b>	<b>245</b>	<b>.886</b>	<b>11</b>	<b>169</b>	<b>.935</b>	<b>121</b>	<b>3</b>	<b>10</b>	<b>1</b>	<b>13.0</b>	<b>1</b>	<b>269.0</b>		

**Player Averages**

Sets Played	Kills per set	Assists per set	Service aces per set	Digs per set	Blocks per set	Points per set
61	3.93	0.13	0.34	1.98	0.21	4.41





2023-24 Purdue Women's Volleyball  
Individual Match-by-Match  
All games

Page 2/15  
as of Oct 08, 2023

#4 WOLLARD, Kenna

Date	Opponent	SP	Attack				Set			Serve				Recept			Blocking					Team			
			K	E	TA	PCT	A	TA	PCT	SA	SE	TA	PCT	RE	TA	PCT	DIG	BS	BA	BE	TOTAL	BHE	POINTS	HIT%	SCORE
08/25/2023	Duke	*3	2	4	10	.200	0	0	.000	0	0	0	.000	0	0	.000	0	0	2	0	2.0	0	3.0	.296	3-1
08/31/2023	at Kansas	2	0	1	3	.333	0	0	.000	0	0	0	.000	0	0	.000	1	0	1	0	1.0	0	0.5	.229	3-2
09/15/2023	Southern California	2	2	0	4	.500	0	0	.000	0	0	0	.000	0	0	.000	0	0	1	0	1.0	0	2.5	.300	1-3
09/22/2023	at Maryland	2	1	0	2	.500	0	0	.000	0	0	0	.000	0	0	.000	0	0	1	0	1.0	0	1.5	.238	3-1
09/24/2023	at Rutgers	3	6	1	13	.385	0	0	.000	0	0	0	.000	0	0	.000	0	1	3	0	4.0	0	8.5	.234	3-0
09/29/2023	Nebraska	5	6	5	15	.067	0	0	.000	0	0	0	.000	0	0	.000	1	0	4	0	4.0	0	8.0	.229	2-3
10/01/2023	Northwestern	1	1	3	5	.400	0	0	.000	0	0	0	.000	0	0	.000	0	0	0	0	0.0	0	1.0	.215	2-3
10/04/2023	Illinois	*3	2	2	11	.000	0	1	.000	0	0	0	.000	0	0	.000	5	0	0	1	0.0	0	2.0	.276	3-0
10/07/2023	Iowa	2	4	1	9	.333	0	1	.000	0	0	0	.000	0	0	.000	2	0	0	0	0.0	0	4.0	.303	3-0
Totals		23	24	17	72	.097	0	2	.000	0	0	0	.000	0	0	.000	9	1	12	1	13.0	0	31.0		

Player Averages

Sets Played	Kills per set	Assists per set	Service aces per set	Digs per set	Blocks per set	Points per set
23	1.04	0.00	0.00	0.39	0.57	1.35



**2023-24 Purdue Women's Volleyball**  
**Individual Match-by-Match**  
**All games**

Page 3/15  
as of Oct 08, 2023

**#5 ANDERSON, Taylor**

Date	Opponent	SP	Attack				Set			Serve				Recept			Blocking					Team			
			K	E	TA	PCT	A	TA	PCT	SA	SE	TA	PCT	RE	TA	PCT	DIG	BS	BA	BE	TOTAL	BHE	POINTS	HIT%	SCORE
08/25/2023	Duke	1	0	0	0	.000	0	1	.000	1	0	2	1.000	0	0	.000	0	0	0	0	0.0	0	1.0	.296	3-1
08/27/2023	Loyola Chicago	5	0	0	1	.000	33	83	.398	2	0	12	1.000	0	0	.000	10	0	0	0	0.0	0	2.0	.178	2-3
08/31/2023	at Kansas	3	0	0	3	.000	25	60	.417	1	0	8	1.000	0	0	.000	0	0	2	0	2.0	0	2.0	.229	3-2
09/01/2023	vs Marquette	2	1	0	3	.333	24	62	.387	1	1	10	.900	0	0	.000	8	0	1	0	1.0	1	2.5	.209	3-2
09/08/2023	SMU	*4	3	0	5	.600	56	108	.519	0	2	11	.818	0	0	.000	7	0	5	0	5.0	0	5.5	.346	3-1
09/09/2023	Kentucky	*5	2	2	4	.000	46	117	.393	0	1	15	.933	1	2	.500	12	0	4	0	4.0	0	4.0	.218	3-2
09/14/2023	UCF	*3	1	0	2	.500	40	87	.460	1	1	12	.917	0	0	.000	8	0	6	0	6.0	1	5.0	.349	3-0
09/15/2023	Southern California	*4	2	0	4	.500	45	110	.409	0	2	26	.923	0	2	1.000	5	1	2	0	3.0	1	4.0	.300	1-3
09/22/2023	at Maryland	*4	1	0	3	.333	25	71	.352	1	0	22	1.000	0	0	.000	3	0	2	0	2.0	0	3.0	.238	3-1
09/24/2023	at Rutgers	*2	0	1	2	-.500	18	40	.450	0	1	5	.800	1	1	.000	4	1	1	0	2.0	0	1.5	.234	3-0
09/29/2023	Nebraska	*5	1	0	1	1.000	37	93	.398	0	1	9	.889	0	0	.000	6	0	3	0	3.0	0	2.5	.229	2-3
10/01/2023	Northwestern	*5	0	2	4	-.500	37	97	.381	0	0	14	1.000	0	0	.000	6	0	4	0	4.0	0	2.0	.215	2-3
10/04/2023	Illinois	*3	1	0	3	.333	29	70	.414	3	0	12	1.000	0	0	.000	11	0	2	0	2.0	0	5.0	.276	3-0
10/07/2023	Iowa	*3	0	0	3	.000	35	89	.393	0	2	13	.846	0	1	1.000	6	0	2	0	2.0	0	1.0	.303	3-0
<b>Totals</b>		<b>49</b>	<b>12</b>	<b>5</b>	<b>38</b>	<b>.184</b>	<b>450</b>	<b>1088</b>	<b>.414</b>	<b>10</b>	<b>11</b>	<b>171</b>	<b>.936</b>	<b>2</b>	<b>6</b>	<b>.667</b>	<b>86</b>	<b>2</b>	<b>34</b>	<b>0</b>	<b>36.0</b>	<b>3</b>	<b>41.0</b>		

**Player Averages**

Sets Played	Kills per set	Assists per set	Service aces per set	Digs per set	Blocks per set	Points per set
49	0.24	9.18	0.20	1.76	0.73	0.84



2023-24 Purdue Women's Volleyball  
Individual Match-by-Match  
All games

Page 4/15  
as of Oct 08, 2023

#6 POULTER, Lorrin

			Attack				Set			Serve				Recept				Blocking				Team			
Date	Opponent	SP	K	E	TA	PCT	A	TA	PCT	SA	SE	TA	PCT	RE	TA	PCT	DIG	BS	BA	BE	TOTAL	BHE	POINTS	HIT%	SCORE
08/25/2023	Duke	*4	1	0	4	.250	42	90	.467	1	4	14	.714	2	3	.333	8	0	0	0	0.0	0	2.0	.296	3-1
08/26/2023	Creighton	*3	2	0	5	.400	25	100	.250	0	3	15	.800	0	0	.000	12	1	1	0	2.0	0	3.5	.148	0-3
08/27/2023	Loyola Chicago	*2	1	1	4	.000	13	45	.289	1	1	4	.750	0	0	.000	1	0	0	0	0.0	0	2.0	.178	2-3
08/31/2023	at Kansas	*3	2	0	6	.333	20	66	.303	0	0	10	1.000	0	0	.000	5	0	2	0	2.0	0	3.0	.229	3-2
09/01/2023	vs Marquette	*3	1	2	3	-.333	28	80	.350	0	1	12	.917	1	1	.000	5	0	1	0	1.0	0	1.5	.209	3-2
09/22/2023	at Maryland	2	2	0	3	.667	11	32	.344	0	0	0	.000	0	0	.000	2	0	1	0	1.0	0	2.5	.238	3-1
09/24/2023	at Rutgers	2	0	1	1	-1.000	22	51	.431	0	1	8	.875	0	0	.000	3	0	2	0	2.0	0	1.0	.234	3-0
09/29/2023	Nebraska	3	0	0	1	.000	16	37	.432	0	1	3	.667	0	0	.000	1	0	2	0	2.0	0	1.0	.229	2-3
10/01/2023	Northwestern	2	0	1	3	-.333	11	28	.393	0	1	6	.833	0	0	.000	2	0	0	0	0.0	0	0.0	.215	2-3
Totals		24	9	5	30	.133	188	529	.355	2	12	72	.833	3	4	.250	39	1	9	0	10.0	0	16.5		

Player Averages

Sets Played	Kills per set	Assists per set	Service aces per set	Digs per set	Blocks per set	Points per set
24	0.38	7.83	0.08	1.63	0.42	0.69





**2023-24 Purdue Women's Volleyball**  
**Individual Match-by-Match**  
**All games**

Page 5/15  
as of Oct 08, 2023

**#7 COLVIN, Raven**

Date	Opponent	SP	Attack				Set			Serve				Recept			Blocking					Team			
			K	E	TA	PCT	A	TA	PCT	SA	SE	TA	PCT	RE	TA	PCT	DIG	BS	BA	BE	TOTAL	BHE	POINTS	HIT%	SCORE
08/25/2023	Duke	*4	12	1	16	.688	0	0	.000	2	4	13	.692	0	0	.000	3	1	5	1	6.0	0	17.5	.296	3-1
08/26/2023	Creighton	*3	8	2	15	.400	0	0	.000	0	2	10	.800	0	1	1.000	5	0	1	0	1.0	0	8.5	.148	0-3
08/27/2023	Loyola Chicago	*5	11	8	25	.120	0	0	.000	3	1	17	.941	1	1	.000	3	0	3	0	3.0	0	15.5	.178	2-3
08/31/2023	at Kansas	*5	9	5	18	.222	1	4	.250	0	0	11	1.000	0	5	1.000	2	1	8	0	9.0	0	14.0	.229	3-2
09/01/2023	vs Marquette	*5	9	5	25	.160	0	3	.000	0	2	14	.857	0	0	.000	8	1	4	0	5.0	0	12.0	.209	3-2
09/08/2023	SMU	*4	7	4	16	.188	0	2	.000	1	1	9	.889	1	2	.500	1	1	5	0	6.0	0	11.5	.346	3-1
09/09/2023	Kentucky	*5	7	6	22	.045	0	0	.000	1	3	11	.727	0	4	1.000	3	1	8	2	9.0	0	13.0	.218	3-2
09/14/2023	UCF	*3	7	3	16	.250	0	0	.000	0	1	9	.889	0	0	.000	0	1	3	0	4.0	0	9.5	.349	3-0
09/15/2023	Southern California	*4	9	3	19	.316	0	3	.000	3	2	13	.846	0	1	1.000	2	1	3	0	4.0	0	14.5	.300	1-3
09/22/2023	at Maryland	*4	7	2	13	.385	0	0	.000	4	3	15	.800	0	2	1.000	1	1	9	0	10.0	0	16.5	.238	3-1
09/24/2023	at Rutgers	*3	6	3	15	.200	1	2	.500	1	0	6	1.000	0	0	.000	2	1	5	1	6.0	0	10.5	.234	3-0
09/29/2023	Nebraska	*5	7	8	21	-.048	0	1	.000	0	1	14	.929	0	3	1.000	2	0	7	0	7.0	0	10.5	.229	2-3
10/01/2023	Northwestern	*5	12	3	28	.321	0	4	.000	2	0	14	1.000	0	0	.000	4	0	5	2	5.0	0	16.5	.215	2-3
10/04/2023	Illinois	*3	2	2	10	.000	2	3	.667	1	0	18	1.000	0	0	.000	1	1	1	1	2.0	0	4.5	.276	3-0
10/07/2023	Iowa	*3	9	3	18	.333	1	3	.333	0	2	2	.000	0	1	1.000	0	0	2	0	2.0	0	10.0	.303	3-0
<b>Totals</b>		<b>61</b>	<b>122</b>	<b>58</b>	<b>277</b>	<b>.231</b>	<b>5</b>	<b>25</b>	<b>.200</b>	<b>18</b>	<b>22</b>	<b>176</b>	<b>.875</b>	<b>2</b>	<b>20</b>	<b>.900</b>	<b>37</b>	<b>10</b>	<b>69</b>	<b>7</b>	<b>79.0</b>	<b>0</b>	<b>184.5</b>		

**Player Averages**

Sets Played	Kills per set	Assists per set	Service aces per set	Digs per set	Blocks per set	Points per set
61	2.00	0.08	0.30	0.61	1.30	3.02



**2023-24 Purdue Women's Volleyball**  
**Individual Match-by-Match**  
**All games**

Page 6/15  
as of Oct 08, 2023

**#8 SCHERMERHORN, Maddie**

Date	Opponent	SP	Attack				Set			Serve				Recept			Blocking					Team			
			K	E	TA	PCT	A	TA	PCT	SA	SE	TA	PCT	RE	TA	PCT	DIG	BS	BA	BE	TOTAL	BHE	POINTS	HIT%	SCORE
08/25/2023	Duke	4	0	0	1	.000	2	16	.125	0	1	17	.941	0	9	1.000	17	0	0	0	0.0	1	0.0	.296	3-1
08/26/2023	Creighton	3	0	1	1	-1.000	3	17	.176	0	0	10	1.000	0	13	1.000	16	0	0	0	0.0	0	0.0	.148	0-3
08/27/2023	Loyola Chicago	5	0	0	2	.000	9	19	.474	0	1	23	.957	2	22	.909	20	0	0	0	0.0	0	0.0	.178	2-3
08/31/2023	at Kansas	5	0	0	0	.000	3	11	.273	0	1	17	.941	0	23	1.000	15	0	0	0	0.0	0	0.0	.229	3-2
09/01/2023	vs Marquette	5	0	0	0	.000	5	14	.357	1	2	21	.905	2	39	.949	22	0	0	0	0.0	0	1.0	.209	3-2
09/08/2023	SMU	4	0	0	3	.000	2	8	.250	0	2	14	.857	2	24	.917	21	0	0	0	0.0	0	0.0	.346	3-1
09/09/2023	Kentucky	5	0	0	1	.000	7	17	.412	0	2	20	.900	2	31	.935	14	0	0	0	0.0	0	0.0	.218	3-2
09/14/2023	UCF	3	0	0	0	.000	2	8	.250	0	1	9	.889	2	25	.920	17	0	0	0	0.0	0	0.0	.349	3-0
09/15/2023	Southern California	4	0	0	2	.000	4	15	.267	0	1	14	.929	1	20	.950	22	0	0	0	0.0	0	0.0	.300	1-3
09/22/2023	at Maryland	4	0	0	1	.000	6	10	.600	0	1	17	.941	0	24	1.000	14	0	0	0	0.0	0	0.0	.238	3-1
09/24/2023	at Rutgers	3	0	0	1	.000	1	11	.091	0	0	11	1.000	0	20	1.000	12	0	0	0	0.0	0	0.0	.234	3-0
09/29/2023	Nebraska	5	0	0	1	.000	3	9	.333	2	1	29	.966	0	30	1.000	19	0	0	0	0.0	0	2.0	.229	2-3
10/01/2023	Northwestern	5	0	0	0	.000	1	13	.077	2	1	19	.947	1	34	.971	22	0	0	0	0.0	0	2.0	.215	2-3
10/04/2023	Illinois	3	0	0	0	.000	2	7	.286	0	2	9	.778	2	10	.800	9	0	0	0	0.0	0	0.0	.276	3-0
10/07/2023	Iowa	3	0	0	0	.000	6	12	.500	2	2	13	.846	1	13	.923	17	0	0	0	0.0	0	2.0	.303	3-0
<b>Totals</b>		<b>61</b>	<b>0</b>	<b>1</b>	<b>13</b>	<b>-.077</b>	<b>56</b>	<b>187</b>	<b>.299</b>	<b>7</b>	<b>18</b>	<b>243</b>	<b>.926</b>	<b>15</b>	<b>337</b>	<b>.955</b>	<b>257</b>	<b>0</b>	<b>0</b>	<b>0</b>	<b>0.0</b>	<b>1</b>	<b>7.0</b>		

**Player Averages**

Sets Played	Kills per set	Assists per set	Service aces per set	Digs per set	Blocks per set	Points per set
61	0.00	0.92	0.11	4.21	0.00	0.11



**2023-24 Purdue Women's Volleyball**  
**Individual Match-by-Match**  
**All games**

Page 7/15  
as of Oct 08, 2023

**#9 MYERS, Lourdes**

Date	Opponent	SP	Attack				Set			Serve				Recept			Blocking					Team			
			K	E	TA	PCT	A	TA	PCT	SA	SE	TA	PCT	RE	TA	PCT	DIG	BS	BA	BE	TOTAL	BHE	POINTS	HIT%	SCORE
08/25/2023	Duke	*2	3	0	4	.750	0	0	.000	0	0	0	.000	0	0	.000	1	0	0	1	0.0	0	3.0	.296	3-1
08/26/2023	Creighton	*2	3	0	7	.429	0	0	.000	0	0	0	.000	0	0	.000	0	0	2	0	2.0	1	4.0	.148	0-3
08/27/2023	Loyola Chicago	1	0	0	0	.000	0	0	.000	0	0	0	.000	0	0	.000	0	0	0	0	0.0	0	0.0	.178	2-3
08/31/2023	at Kansas	*3	2	2	5	.000	1	1	1.000	0	0	3	1.000	0	0	.000	0	0	3	0	3.0	0	3.5	.229	3-2
09/01/2023	vs Marquette	*5	5	4	9	.111	0	0	.000	0	0	0	.000	0	0	.000	2	0	4	2	4.0	0	7.0	.209	3-2
09/08/2023	SMU	*4	9	2	14	.500	0	0	.000	0	0	0	.000	0	0	.000	2	0	5	1	5.0	0	11.5	.346	3-1
09/09/2023	Kentucky	*5	6	2	9	.444	0	0	.000	0	0	0	.000	0	2	1.000	1	0	3	0	3.0	0	7.5	.218	3-2
09/14/2023	UCF	*3	4	1	8	.375	0	1	.000	0	0	0	.000	0	0	.000	0	0	7	0	7.0	0	7.5	.349	3-0
09/15/2023	Southern California	*4	7	2	12	.417	0	1	.000	0	0	0	.000	0	0	.000	3	1	3	3	4.0	0	9.5	.300	1-3
09/22/2023	at Maryland	*3	2	2	6	.000	0	1	.000	0	0	0	.000	0	0	.000	0	1	1	0	2.0	0	3.5	.238	3-1
09/24/2023	at Rutgers	*3	4	1	7	.429	0	0	.000	0	0	0	.000	0	0	.000	0	0	2	0	2.0	0	5.0	.234	3-0
09/29/2023	Nebraska	*5	9	1	18	.444	0	0	.000	0	0	0	.000	0	0	.000	1	0	5	1	5.0	0	11.5	.229	2-3
10/01/2023	Northwestern	*5	6	2	13	.308	0	2	.000	0	0	0	.000	0	0	.000	2	2	2	2	4.0	0	9.0	.215	2-3
10/04/2023	Illinois	*3	6	0	11	.545	0	1	.000	0	0	0	.000	0	0	.000	2	1	1	0	2.0	0	7.5	.276	3-0
10/07/2023	Iowa	*2	4	2	12	.167	0	0	.000	0	0	0	.000	0	0	.000	1	0	1	0	1.0	0	4.5	.303	3-0
<b>Totals</b>		<b>50</b>	<b>70</b>	<b>21</b>	<b>135</b>	<b>.363</b>	<b>1</b>	<b>7</b>	<b>.143</b>	<b>0</b>	<b>0</b>	<b>3</b>	<b>1.000</b>	<b>0</b>	<b>2</b>	<b>1.000</b>	<b>15</b>	<b>5</b>	<b>39</b>	<b>10</b>	<b>44.0</b>	<b>1</b>	<b>94.5</b>		

**Player Averages**

Sets Played	Kills per set	Assists per set	Service aces per set	Digs per set	Blocks per set	Points per set
50	1.40	0.02	0.00	0.30	0.88	1.89





**2023-24 Purdue Women's Volleyball**  
**Individual Match-by-Match**  
**All games**

Page 8/15  
as of Oct 08, 2023

**#10 HORNING, Ali**

		Attack				Set			Serve				Recept			Blocking					Team				
Date	Opponent	SP	K	E	TA	PCT	A	TA	PCT	SA	SE	TA	PCT	RE	TA	PCT	DIG	BS	BA	BE	TOTAL	BHE	POINTS	HIT%	SCORE
08/25/2023	Duke	4	0	0	0	.000	1	5	.200	0	1	19	.947	1	13	.923	14	0	0	0	0.0	0	0.0	.296	3-1
08/26/2023	Creighton	3	0	0	0	.000	2	5	.400	1	0	12	1.000	2	10	.800	7	0	0	0	0.0	0	1.0	.148	0-3
08/27/2023	Loyola Chicago	5	0	0	0	.000	0	2	.000	2	2	16	.875	3	21	.857	13	0	0	0	0.0	0	2.0	.178	2-3
08/31/2023	at Kansas	5	0	0	0	.000	0	3	.000	0	0	19	1.000	0	13	1.000	7	1	0	0	1.0	0	1.0	.229	3-2
09/01/2023	vs Marquette	4	0	0	0	.000	1	3	.333	0	0	12	1.000	0	27	1.000	2	0	0	0	0.0	0	0.0	.209	3-2
09/08/2023	SMU	*4	0	0	0	.000	0	3	.000	0	1	14	.929	1	13	.923	9	0	0	0	0.0	0	0.0	.346	3-1
09/09/2023	Kentucky	*5	0	0	0	.000	1	5	.200	0	2	13	.846	3	20	.850	15	0	0	0	0.0	0	0.0	.218	3-2
09/14/2023	UCF	*3	0	0	0	.000	1	3	.333	0	1	11	.909	0	12	1.000	11	0	0	0	0.0	0	0.0	.349	3-0
09/15/2023	Southern California	*4	0	0	0	.000	0	3	.000	1	0	15	1.000	3	14	.786	8	0	0	0	0.0	0	1.0	.300	1-3
09/22/2023	at Maryland	*4	0	0	0	.000	1	4	.250	0	0	12	1.000	0	25	1.000	9	0	0	0	0.0	0	0.0	.238	3-1
09/24/2023	at Rutgers	*3	0	0	0	.000	0	0	.000	1	0	11	1.000	1	14	.929	12	0	0	0	0.0	0	1.0	.234	3-0
09/29/2023	Nebraska	*3	0	0	0	.000	1	1	1.000	0	0	10	1.000	0	11	1.000	4	0	0	0	0.0	0	0.0	.229	2-3
10/01/2023	Northwestern	*3	0	0	1	.000	0	2	.000	0	0	5	1.000	0	6	1.000	12	0	0	0	0.0	0	0.0	.215	2-3
10/04/2023	Illinois	3	0	0	0	.000	1	2	.500	0	1	7	.857	0	7	1.000	5	0	0	0	0.0	0	0.0	.276	3-0
10/07/2023	Iowa	*3	0	0	1	.000	0	1	.000	0	0	11	1.000	0	7	1.000	9	0	0	0	0.0	0	0.0	.303	3-0
Totals		56	0	0	2	.000	9	42	.214	5	8	187	.957	14	213	.934	137	1	0	0	1.0	0	6.0		

**Player Averages**

Sets Played	Kills per set	Assists per set	Service aces per set	Digs per set	Blocks per set	Points per set
56	0.00	0.16	0.09	2.45	0.02	0.11



2023-24 Purdue Women's Volleyball  
Individual Match-by-Match  
All games

Page 9/15  
as of Oct 08, 2023

#11 BROWN, Emily

		Attack				Set			Serve				Recept			Blocking					Team				
Date	Opponent	SP	K	E	TA	PCT	A	TA	PCT	SA	SE	TA	PCT	RE	TA	PCT	DIG	BS	BA	BE	TOTAL	BHE	POINTS	HIT%	SCORE
08/25/2023	Duke	1	0	0	0	.000	1	1	1.000	0	0	2	1.000	0	0	.000	0	0	0	0	0.0	0	0.0	.296	3-1
08/26/2023	Creighton	2	0	0	0	.000	0	0	.000	0	0	0	.000	0	5	1.000	3	0	0	0	0.0	0	0.0	.148	0-3
08/27/2023	Loyola Chicago	2	0	0	0	.000	0	0	.000	0	0	1	1.000	0	0	.000	0	0	0	0	0.0	0	0.0	.178	2-3
08/31/2023	at Kansas	1	0	0	0	.000	0	0	.000	0	0	0	.000	0	1	1.000	0	0	0	0	0.0	0	0.0	.229	3-2
09/01/2023	vs Marquette	4	0	0	0	.000	1	2	.500	1	0	7	1.000	1	8	.875	2	0	0	0	0.0	0	1.0	.209	3-2
09/08/2023	SMU	2	0	0	0	.000	0	0	.000	0	1	5	.800	0	0	.000	1	0	0	0	0.0	0	0.0	.346	3-1
09/09/2023	Kentucky	3	0	0	0	.000	0	0	.000	0	0	2	1.000	0	1	1.000	1	0	0	0	0.0	0	0.0	.218	3-2
09/14/2023	UCF	1	0	0	0	.000	0	0	.000	0	0	1	1.000	0	0	.000	0	0	0	0	0.0	0	0.0	.349	3-0
09/15/2023	Southern California	1	0	0	0	.000	0	0	.000	0	0	3	1.000	0	0	.000	0	0	0	0	0.0	0	0.0	.300	1-3
09/22/2023	at Maryland	2	0	0	0	.000	0	0	.000	0	0	0	.000	0	0	.000	1	0	0	0	0.0	0	0.0	.238	3-1
09/24/2023	at Rutgers	2	0	0	0	.000	0	0	.000	0	0	4	1.000	0	0	.000	0	0	0	0	0.0	0	0.0	.234	3-0
09/29/2023	Nebraska	3	0	0	0	.000	0	1	.000	0	0	5	1.000	1	10	.900	3	0	0	0	0.0	0	0.0	.229	2-3
10/01/2023	Northwestern	4	0	0	0	.000	0	0	.000	0	1	7	.857	0	12	1.000	2	0	0	0	0.0	0	0.0	.215	2-3
10/07/2023	Iowa	3	0	0	0	.000	0	1	.000	0	1	4	.750	1	7	.857	1	0	0	0	0.0	0	0.0	.303	3-0
Totals		31	0	0	0	.000	2	5	.400	1	3	41	.927	3	44	.932	14	0	0	0	0.0	0	1.0		

Player Averages

Sets Played	Kills per set	Assists per set	Service aces per set	Digs per set	Blocks per set	Points per set
31	0.00	0.06	0.03	0.45	0.00	0.03



2023-24 Purdue Women's Volleyball  
Individual Match-by-Match  
All games

Page 10/15  
as of Oct 08, 2023

#14 HEANEY, Grace

Date	Opponent	SP	Attack				Set			Serve				Recept			Blocking					Team			
			K	E	TA	PCT	A	TA	PCT	SA	SE	TA	PCT	RE	TA	PCT	DIG	BS	BA	BE	TOTAL	BHE	POINTS	HIT%	SCORE
08/26/2023	Creighton	*3	3	2	14	.071	0	0	.000	0	0	0	.000	0	2	1.000	2	0	4	0	4.0	0	5.0	.148	0-3
08/27/2023	Loyola Chicago	2	7	2	14	.357	0	0	.000	0	0	0	.000	0	0	.000	1	0	2	0	2.0	0	8.0	.178	2-3
08/31/2023	at Kansas	*5	6	4	20	.100	0	3	.000	0	0	0	.000	0	0	.000	2	0	3	0	3.0	0	7.5	.229	3-2
09/01/2023	vs Marquette	*5	9	3	22	.273	0	0	.000	0	0	0	.000	0	0	.000	1	0	4	1	4.0	0	11.0	.209	3-2
09/08/2023	SMU	4	7	4	14	.214	0	0	.000	0	0	0	.000	0	0	.000	2	1	1	0	2.0	0	8.5	.346	3-1
09/09/2023	Kentucky	5	6	2	15	.267	0	2	.000	0	0	0	.000	0	0	.000	1	1	4	0	5.0	0	9.0	.218	3-2
09/14/2023	UCF	3	6	0	10	.600	0	1	.000	0	0	0	.000	0	0	.000	0	0	1	0	1.0	0	6.5	.349	3-0
09/15/2023	Southern California	3	1	2	11	-.091	0	1	.000	0	0	0	.000	0	0	.000	1	0	2	0	2.0	0	2.0	.300	1-3
09/22/2023	at Maryland	3	1	3	7	-.286	0	1	.000	0	0	0	.000	0	0	.000	1	0	3	0	3.0	0	2.5	.238	3-1
10/01/2023	Northwestern	4	8	2	13	.462	1	3	.333	0	0	0	.000	0	0	.000	2	0	2	0	2.0	0	9.0	.215	2-3
10/07/2023	Iowa	1	1	1	5	.000	0	0	.000	0	0	0	.000	0	0	.000	0	0	1	0	1.0	0	1.5	.303	3-0
Totals		38	55	25	145	.207	1	11	.091	0	0	0	.000	0	2	1.000	13	2	27	1	29.0	0	70.5		

Player Averages

Sets Played	Kills per set	Assists per set	Service aces per set	Digs per set	Blocks per set	Points per set
38	1.45	0.03	0.00	0.34	0.76	1.86





2023-24 Purdue Women's Volleyball  
Individual Match-by-Match  
All games

Page 11/15  
as of Oct 08, 2023

#15 CARR, Lizzie

Date	Opponent	SP	Attack				Set			Serve				Recept			Blocking					Team			
			K	E	TA	PCT	A	TA	PCT	SA	SE	TA	PCT	RE	TA	PCT	DIG	BS	BA	BE	TOTAL	BHE	POINTS	HIT%	SCORE
08/25/2023	Duke	3	0	0	1	.000	0	0	.000	0	0	0	.000	0	0	.000	0	0	0	0	0.0	0	0.0	.296	3-1
08/26/2023	Creighton	1	0	1	2	-.500	0	0	.000	0	0	0	.000	0	0	.000	0	0	2	0	2.0	0	1.0	.148	0-3
08/27/2023	Loyola Chicago	*5	3	2	11	.091	0	3	.000	0	0	0	.000	1	1	.000	1	0	3	1	3.0	0	4.5	.178	2-3
08/31/2023	at Kansas	2	2	0	3	.667	0	0	.000	0	0	0	.000	0	0	.000	1	0	0	0	0.0	0	2.0	.229	3-2
09/08/2023	SMU	1	0	0	0	.000	0	0	.000	0	0	0	.000	0	0	.000	0	0	0	0	0.0	0	0.0	.346	3-1
09/09/2023	Kentucky	1	0	0	0	.000	0	0	.000	0	0	0	.000	0	1	1.000	0	0	0	0	0.0	0	0.0	.218	3-2
09/22/2023	at Maryland	2	2	0	2	1.000	0	0	.000	0	0	0	.000	0	0	.000	0	0	1	0	1.0	0	2.5	.238	3-1
09/24/2023	at Rutgers	1	1	1	2	.000	0	0	.000	0	0	0	.000	0	0	.000	0	0	1	0	1.0	0	1.5	.234	3-0
10/01/2023	Northwestern	2	0	0	0	.000	0	0	.000	0	0	0	.000	0	0	.000	0	0	1	0	1.0	0	0.5	.215	2-3
10/07/2023	Iowa	1	1	1	2	.000	0	0	.000	0	0	0	.000	0	0	.000	0	0	0	0	0.0	0	1.0	.303	3-0
Totals		19	9	5	23	.174	0	3	.000	0	0	0	.000	1	2	.500	2	0	8	1	8.0	0	13.0		

Player Averages

Sets Played	Kills per set	Assists per set	Service aces per set	Digs per set	Blocks per set	Points per set
19	0.47	0.00	0.00	0.11	0.42	0.68



**2023-24 Purdue Women's Volleyball**  
**Individual Match-by-Match**  
**All games**

Page 12/15  
as of Oct 08, 2023

**#17 HUDSON, Eva**

Date	Opponent	SP	Attack				Set			Serve				Recept			Blocking					Team			
			K	E	TA	PCT	A	TA	PCT	SA	SE	TA	PCT	RE	TA	PCT	DIG	BS	BA	BE	TOTAL	BHE	POINTS	HIT%	SCORE
08/25/2023	Duke	*4	14	3	44	.250	0	3	.000	0	1	17	.941	2	23	.913	12	1	2	1	3.0	0	16.0	.296	3-1
08/26/2023	Creighton	*3	10	4	34	.176	0	0	.000	1	1	11	.909	2	21	.905	7	0	0	0	0.0	0	11.0	.148	0-3
08/27/2023	Loyola Chicago	*5	16	11	52	.096	0	0	.000	0	0	15	1.000	1	32	.969	10	0	1	0	1.0	0	16.5	.178	2-3
08/31/2023	at Kansas	*5	15	4	45	.244	1	2	.500	0	0	15	1.000	1	27	.963	11	1	1	0	2.0	0	16.5	.229	3-2
09/01/2023	vs Marquette	*5	21	4	55	.309	0	1	.000	0	0	11	1.000	0	11	1.000	10	0	3	0	3.0	0	22.5	.209	3-2
09/08/2023	SMU	*4	21	4	45	.378	1	1	1.000	3	0	23	1.000	0	16	1.000	10	0	2	0	2.0	0	25.0	.346	3-1
09/09/2023	Kentucky	*5	12	7	48	.104	0	0	.000	0	0	19	1.000	0	22	1.000	5	0	3	1	3.0	0	13.5	.218	3-2
09/14/2023	UCF	*3	12	1	36	.306	0	1	.000	0	1	13	.923	1	11	.909	7	0	3	0	3.0	0	13.5	.349	3-0
09/15/2023	Southern California	*4	17	2	50	.300	1	7	.143	1	0	12	1.000	0	28	1.000	7	1	0	0	1.0	0	19.0	.300	1-3
09/22/2023	at Maryland	*4	20	7	50	.260	0	2	.000	0	0	11	1.000	0	12	1.000	7	0	4	0	4.0	0	22.0	.238	3-1
09/24/2023	at Rutgers	*3	15	6	35	.257	0	3	.000	0	0	12	1.000	1	19	.947	5	0	1	0	1.0	0	15.5	.234	3-0
09/29/2023	Nebraska	*5	19	7	57	.211	0	3	.000	0	0	14	1.000	1	29	.966	3	0	2	0	2.0	0	20.0	.229	2-3
10/01/2023	Northwestern	*5	17	3	53	.264	0	2	.000	1	2	16	.875	1	20	.950	6	0	2	0	2.0	0	19.0	.215	2-3
10/04/2023	Illinois	*3	16	3	33	.394	0	1	.000	1	1	11	.909	0	18	1.000	8	0	0	0	0.0	0	17.0	.276	3-0
10/07/2023	Iowa	*3	13	2	37	.297	0	1	.000	1	1	22	.955	1	21	.952	11	1	0	0	1.0	0	15.0	.303	3-0
<b>Totals</b>		<b>61</b>	<b>238</b>	<b>68</b>	<b>674</b>	<b>.252</b>	<b>3</b>	<b>27</b>	<b>.111</b>	<b>8</b>	<b>7</b>	<b>222</b>	<b>.968</b>	<b>11</b>	<b>310</b>	<b>.965</b>	<b>119</b>	<b>4</b>	<b>24</b>	<b>2</b>	<b>28.0</b>	<b>0</b>	<b>262.0</b>		

**Player Averages**

Sets Played	Kills per set	Assists per set	Service aces per set	Digs per set	Blocks per set	Points per set
61	3.90	0.05	0.13	1.95	0.46	4.30



2023-24 Purdue Women's Volleyball  
Individual Match-by-Match  
All games

Page 13/15  
as of Oct 08, 2023

#18 WARREN, Brielle

			Attack				Set			Serve				Recept				Blocking				Team			
Date	Opponent	SP	K	E	TA	PCT	A	TA	PCT	SA	SE	TA	PCT	RE	TA	PCT	DIG	BS	BA	BE	TOTAL	BHE	POINTS	HIT%	SCORE
10/01/2023	Northwestern	1	1	0	1	1.000	0	0	.000	0	0	0	.000	0	0	.000	0	0	0	0	0.0	0	1.0	.215	2-3
Totals		1	1	0	1	1.000	0	0	.000	0	0	0	.000	0	0	.000	0	0	0	0	0.0	0	1.0		

Player Averages

Sets Played	Kills per set	Assists per set	Service aces per set	Digs per set	Blocks per set	Points per set
1	1.00	0.00	0.00	0.00	0.00	1.00



2023-24 Purdue Women's Volleyball  
Individual Match-by-Match  
All games

Page 14/15  
as of Oct 08, 2023

#21 KANE, Julia

			Attack				Set			Serve				Recept				Blocking				Team			
Date	Opponent	SP	K	E	TA	PCT	A	TA	PCT	SA	SE	TA	PCT	RE	TA	PCT	DIG	BS	BA	BE	TOTAL	BHE	POINTS	HIT%	SCORE
10/01/2023	Northwestern	1	0	0	0	.000	0	0	.000	0	0	1	1.000	0	2	1.000	0	0	0	0	0.0	0	0.0	.215	2-3
Totals		1	0	0	0	.000	0	0	.000	0	0	1	1.000	0	2	1.000	0	0	0	0	0.0	0	0.0		

Player Averages

Sets Played	Kills per set	Assists per set	Service aces per set	Digs per set	Blocks per set	Points per set
1	0.00	0.00	0.00	0.00	0.00	0.00



2023-24 Purdue Women's Volleyball  
Individual Match-by-Match  
All games

Page 15/15  
as of Oct 08, 2023

#22 RASTOVSKI, Emily

Date	Opponent	SP	Attack				Set			Serve				Recept			DIG	Blocking				Team			
			K	E	TA	PCT	A	TA	PCT	SA	SE	TA	PCT	RE	TA	PCT		BS	BA	BE	TOTAL	BHE	POINTS	HIT%	SCORE
08/25/2023	Duke	2	0	0	0	.000	0	0	.000	0	0	0	.000	0	0	.000	0	0	1	0	1.0	0	0.5	.296	3-1
08/27/2023	Loyola Chicago	*3	0	1	3	-.333	0	0	.000	0	0	0	.000	0	0	.000	0	0	1	0	1.0	0	0.5	.178	2-3
10/07/2023	Iowa	1	1	1	2	.000	0	0	.000	0	0	0	.000	0	0	.000	0	0	0	0	0.0	0	1.0	.303	3-0
Totals		6	1	2	5	-.200	0	0	.000	0	0	0	.000	0	0	.000	0	0	2	0	2.0	0	2.0		

Player Averages

Sets Played	Kills per set	Assists per set	Service aces per set	Digs per set	Blocks per set	Points per set
6	0.17	0.00	0.00	0.00	0.33	0.33





Purdue Women's Volleyball  
Individual Career Summaries  
All games

Page 1/7  
as of Oct 08, 2023

**ANDERSON, Taylor**

SEASON	TEAM	SM-MP	K	K/S	E	TA	PCT	A	A/S	SA	SA/S	SE	DIG	D/S	RE	BS	BA	TB	B/S	BE	BHE	PTS	PTS/S
2023-24	Purdue	49-14	12	0.24	5	38	.184	450	9.18	10	0.20	11	86	1.76	2	2	34	36	0.73	0	3	41.0	0.84
<b>TOTAL</b>		<b>49 - 14</b>	<b>12</b>	<b>0.24</b>	<b>5</b>	<b>38</b>	<b>.184</b>	<b>450</b>	<b>9.18</b>	<b>10</b>	<b>0.20</b>	<b>11</b>	<b>86</b>	<b>1.76</b>	<b>2</b>	<b>2</b>	<b>34</b>	<b>36</b>	<b>0.73</b>	<b>0</b>	<b>3</b>	<b>41.0</b>	<b>0.84</b>

**Single Game Highs**

Statistic	Value	
Kills	3	vs SMU 09/08/23
Attacks	5	vs SMU 09/08/23
Assists	56	vs SMU 09/08/23
Serve Aces	3	vs Illinois 10/04/23
Digs	12	vs Kentucky 09/09/23
Blocks	6	vs UCF 09/14/23
Block solos	1	vs Southern California 09/15/23, at Rutgers 09/24/23
Block assists	6	vs UCF 09/14/23
PCT	1.000	vs Nebraska 09/29/23

**BROWN, Emily**

SEASON	TEAM	SM-MP	K	K/S	E	TA	PCT	A	A/S	SA	SA/S	SE	DIG	D/S	RE	BS	BA	TB	B/S	BE	BHE	PTS	PTS/S
2020-21	MIZ	91-24	1	0.01	0	4	.250	73	0.80	16	0.18	38	307	3.37	30	0	0	0	0.00	0	0	17.0	0.19
2021-22	MIZ	93-28	1	0.01	0	3	.333	66	0.71	17	0.18	30	329	3.54	28	0	0	0	0.00	0	0	18.0	0.19
2022-23	Purdue	96-31	0	0.00	0	6	.000	33	0.34	20	0.21	36	165	1.72	25	0	0	0	0.00	0	1	20.0	0.21
2023-24	Purdue	31-14	0	0.00	0	0	.000	2	0.06	1	0.03	3	14	0.45	3	0	0	0	0.00	0	0	1.0	0.03
<b>TOTAL FOR Purdue</b>		<b>127 - 45</b>	<b>0</b>	<b>0.00</b>	<b>0</b>	<b>6</b>	<b>.000</b>	<b>35</b>	<b>0.28</b>	<b>21</b>	<b>0.17</b>	<b>39</b>	<b>179</b>	<b>1.41</b>	<b>28</b>	<b>0</b>	<b>0</b>	<b>0</b>	<b>0.00</b>	<b>0</b>	<b>1</b>	<b>21.0</b>	<b>0.17</b>
<b>TOTAL</b>		<b>311 - 97</b>	<b>2</b>	<b>0.01</b>	<b>0</b>	<b>13</b>	<b>.154</b>	<b>174</b>	<b>0.56</b>	<b>54</b>	<b>0.17</b>	<b>107</b>	<b>815</b>	<b>2.62</b>	<b>86</b>	<b>0</b>	<b>0</b>	<b>0</b>	<b>0.00</b>	<b>0</b>	<b>1</b>	<b>56.0</b>	<b>0.18</b>

**Single Game Highs**

Statistic	Value	
Kills	1	at Tennessee 02/12/21, vs Alabama 10/13/21
Attacks	2	vs Ohio St. 04/15/21, vs Wisconsin 10/08/22, at Tennessee 02/12/21
Assists	9	vs Arkansas 11/04/20
Serve Aces	3	at Northwestern 10/28/22
Digs	25	vs South Dakota 09/05/21



Purdue Women's Volleyball  
Individual Career Summaries  
All games

Page 2/7  
as of Oct 08, 2023

**CARR, Lizzie**

SEASON	TEAM	SM-MP	K	K/S	E	TA	PCT	A	A/S	SA	SA/S	SE	DIG	D/S	RE	BS	BA	TB	B/S	BE	BHE	PTS	PTS/S
2023-24	Purdue	19-10	9	0.47	5	23	.174	0	0.00	0	0.00	0	2	0.11	1	0	8	8	0.42	1	0	13.0	0.68
<b>TOTAL</b>		<b>19 - 10</b>	<b>9</b>	<b>0.47</b>	<b>5</b>	<b>23</b>	<b>.174</b>	<b>0</b>	<b>0.00</b>	<b>0</b>	<b>0.00</b>	<b>0</b>	<b>2</b>	<b>0.11</b>	<b>1</b>	<b>0</b>	<b>8</b>	<b>8</b>	<b>0.42</b>	<b>1</b>	<b>0</b>	<b>13.0</b>	<b>0.68</b>

**Single Game Highs**

Statistic	Value	
Kills	3	vs Loyola Chicago 08/27/23
Attacks	11	vs Loyola Chicago 08/27/23
Digs	1	vs Loyola Chicago 08/27/23, at Kansas 08/31/23
Blocks	3	vs Loyola Chicago 08/27/23
Block assists	3	vs Loyola Chicago 08/27/23
PCT	1.000	at Maryland 09/22/23

**CHICOINE, Chloe**

SEASON	TEAM	SM-MP	K	K/S	E	TA	PCT	A	A/S	SA	SA/S	SE	DIG	D/S	RE	BS	BA	TB	B/S	BE	BHE	PTS	PTS/S
2023-24	Purdue	61-15	240	3.93	70	627	.271	8	0.13	21	0.34	28	121	1.98	11	3	10	13	0.21	1	1	269.0	4.41
<b>TOTAL</b>		<b>61 - 15</b>	<b>240</b>	<b>3.93</b>	<b>70</b>	<b>627</b>	<b>.271</b>	<b>8</b>	<b>0.13</b>	<b>21</b>	<b>0.34</b>	<b>28</b>	<b>121</b>	<b>1.98</b>	<b>11</b>	<b>3</b>	<b>10</b>	<b>13</b>	<b>0.21</b>	<b>1</b>	<b>1</b>	<b>269.0</b>	<b>4.41</b>

**Single Game Highs**

Statistic	Value	
Kills	24	vs Kentucky 09/09/23
Attacks	55	vs Marquette 09/01/23
Assists	2	vs Marquette 09/01/23
Serve Aces	4	vs Illinois 10/04/23
Digs	13	vs Creighton 08/26/23
Blocks	3	vs Loyola Chicago 08/27/23
Block solos	1	vs Iowa 10/07/23, vs Creighton 08/26/23, vs Loyola Chicago 08/27/23
Block assists	2	vs SMU 09/08/23, vs Loyola Chicago 08/27/23, at Kansas 08/31/23
PCT	.455	vs Iowa 10/07/23



Purdue Women's Volleyball  
Individual Career Summaries  
All games

Page 3/7  
as of Oct 08, 2023

**COLVIN, Raven**

SEASON	TEAM	SM-MP	K	K/S	E	TA	PCT	A	A/S	SA	SA/S	SE	DIG	D/S	RE	BS	BA	TB	B/S	BE	BHE	PTS	PTS/S
2021-22	Purdue	96-30	169	1.76	54	330	.348	4	0.04	2	0.02	4	12	0.13	0	13	105	118	1.23	20	1	236.5	2.46
2022-23	Purdue	122-32	269	2.20	98	599	.285	6	0.05	43	0.35	59	74	0.61	1	22	151	173	1.42	19	1	409.5	3.36
2023-24	Purdue	61-15	122	2.00	58	277	.231	5	0.08	18	0.30	22	37	0.61	2	10	69	79	1.30	7	0	184.5	3.02
<b>TOTAL</b>		<b>279 - 77</b>	<b>560</b>	<b>2.01</b>	<b>210</b>	<b>1206</b>	<b>.290</b>	<b>15</b>	<b>0.05</b>	<b>63</b>	<b>0.23</b>	<b>85</b>	<b>123</b>	<b>0.44</b>	<b>3</b>	<b>45</b>	<b>325</b>	<b>370</b>	<b>1.33</b>	<b>46</b>	<b>2</b>	<b>830.5</b>	<b>2.98</b>

**Single Game Highs**

Statistic	Value	
Kills	18	vs Utah 09/02/22
Attacks	32	vs Utah 09/02/22
Assists	2	vs Illinois 10/04/23
Serve Aces	5	vs Utah 09/02/22
Digs	8	vs Marquette 09/01/23
Blocks	16	at Maryland 11/23/22
Block solos	5	at Maryland 11/23/22
Block assists	11	at Maryland 11/23/22

**HEANEY, Grace**

SEASON	TEAM	SM-MP	K	K/S	E	TA	PCT	A	A/S	SA	SA/S	SE	DIG	D/S	RE	BS	BA	TB	B/S	BE	BHE	PTS	PTS/S
2023-24	Purdue	38-11	55	1.45	25	145	.207	1	0.03	0	0.00	0	13	0.34	0	2	27	29	0.76	1	0	70.5	1.86
<b>TOTAL</b>		<b>38 - 11</b>	<b>55</b>	<b>1.45</b>	<b>25</b>	<b>145</b>	<b>.207</b>	<b>1</b>	<b>0.03</b>	<b>0</b>	<b>0.00</b>	<b>0</b>	<b>13</b>	<b>0.34</b>	<b>0</b>	<b>2</b>	<b>27</b>	<b>29</b>	<b>0.76</b>	<b>1</b>	<b>0</b>	<b>70.5</b>	<b>1.86</b>

**Single Game Highs**

Statistic	Value	
Kills	9	vs Marquette 09/01/23
Attacks	22	vs Marquette 09/01/23
Assists	1	vs Northwestern 10/01/23
Digs	2	vs SMU 09/08/23, vs Creighton 08/26/23, vs Northwestern 10/01/23, at Kansas 08/31/23
Blocks	5	vs Kentucky 09/09/23
Block solos	1	vs Kentucky 09/09/23, vs SMU 09/08/23
Block assists	4	vs Kentucky 09/09/23, vs Creighton 08/26/23, vs Marquette 09/01/23
PCT	.600	vs UCF 09/14/23



**Purdue Women's Volleyball**  
**Individual Career Summaries**  
**All games**

Page 4/7  
as of Oct 08, 2023

**HORNUNG, Ali**

SEASON	TEAM	SM-MP	K	K/S	E	TA	PCT	A	A/S	SA	SA/S	SE	DIG	D/S	RE	BS	BA	TB	B/S	BE	BHE	PTS	PTS/S
2021-22	Purdue	63-22	0	0.00	1	1	-1.000	3	0.05	7	0.11	11	32	0.51	3	0	2	2	0.03	0	0	8.0	0.13
2022-23	Purdue	122-32	2	0.02	4	17	-.118	29	0.24	28	0.23	26	303	2.48	15	0	0	0	0.00	1	0	30.0	0.25
2023-24	Purdue	56-15	0	0.00	0	2	.000	9	0.16	5	0.09	8	137	2.45	14	1	0	1	0.02	0	0	6.0	0.11
<b>TOTAL</b>		<b>241 - 69</b>	<b>2</b>	<b>0.01</b>	<b>5</b>	<b>20</b>	<b>-.150</b>	<b>41</b>	<b>0.17</b>	<b>40</b>	<b>0.17</b>	<b>45</b>	<b>472</b>	<b>1.96</b>	<b>32</b>	<b>1</b>	<b>2</b>	<b>3</b>	<b>0.01</b>	<b>1</b>	<b>0</b>	<b>44.0</b>	<b>0.18</b>

**Single Game Highs**

Statistic	Value	
Kills	1	at Penn St. 11/25/22, vs Penn St. 11/12/22
Attacks	3	at Minnesota 10/22/22
Assists	4	at Illinois 09/30/22
Serve Aces	4	vs Bradley 09/02/22
Digs	20	at Illinois 09/30/22, at Iowa 09/25/22
Blocks	2	vs Rutgers 10/02/21
Block solos	1	at Kansas 08/31/23
Block assists	2	vs Rutgers 10/02/21

**HUDSON, Eva**

SEASON	TEAM	SM-MP	K	K/S	E	TA	PCT	A	A/S	SA	SA/S	SE	DIG	D/S	RE	BS	BA	TB	B/S	BE	BHE	PTS	PTS/S
2022-23	Purdue	122-32	515	4.22	176	1420	.239	10	0.08	34	0.28	15	249	2.04	21	7	54	61	0.50	5	0	583.0	4.78
2023-24	Purdue	61-15	238	3.90	68	674	.252	3	0.05	8	0.13	7	119	1.95	11	4	24	28	0.46	2	0	262.0	4.30
<b>TOTAL</b>		<b>183 - 47</b>	<b>753</b>	<b>4.11</b>	<b>244</b>	<b>2094</b>	<b>.243</b>	<b>13</b>	<b>0.07</b>	<b>42</b>	<b>0.23</b>	<b>22</b>	<b>368</b>	<b>2.01</b>	<b>32</b>	<b>11</b>	<b>78</b>	<b>89</b>	<b>0.49</b>	<b>7</b>	<b>0</b>	<b>845.0</b>	<b>4.62</b>

**Single Game Highs**

Statistic	Value	
Kills	24	at Illinois 09/30/22
Attacks	68	at Maryland 11/23/22
Assists	2	at Penn St. 11/25/22, at Tennessee 08/27/22, vs Maryland 10/16/22
Serve Aces	4	at Michigan St. 11/04/22
Digs	17	at Illinois 09/30/22
Blocks	5	vs Utah 09/02/22, at Iowa 09/25/22, at Northwestern 10/28/22
Block solos	1	11 times
Block assists	5	vs Utah 09/02/22, at Northwestern 10/28/22

**KANE, Julia**

SEASON	TEAM	SM-MP	K	K/S	E	TA	PCT	A	A/S	SA	SA/S	SE	DIG	D/S	RE	BS	BA	TB	B/S	BE	BHE	PTS	PTS/S
2023-24	Purdue	1-1	0	0.00	0	0	.000	0	0.00	0	0.00	0	0	0.00	0	0	0	0	0.00	0	0	0.0	0.00
<b>TOTAL</b>		<b>1 - 1</b>	<b>0</b>	<b>0.00</b>	<b>0</b>	<b>0</b>	<b>.000</b>	<b>0</b>	<b>0.00</b>	<b>0</b>	<b>0.00</b>	<b>0</b>	<b>0</b>	<b>0.00</b>	<b>0</b>	<b>0</b>	<b>0</b>	<b>0</b>	<b>0.00</b>	<b>0</b>	<b>0</b>	<b>0.0</b>	<b>0.00</b>



**Purdue Women's Volleyball  
Individual Career Summaries  
All games**

Page 5/7  
as of Oct 08, 2023

**MYERS, Lourdes**

SEASON	TEAM	SM-MP	K	K/S	E	TA	PCT	A	A/S	SA	SA/S	SE	DIG	D/S	RE	BS	BA	TB	B/S	BE	BHE	PTS	PTS/S
2022-23	Purdue	29-16	25	0.86	8	54	.315	0	0.00	0	0.00	0	3	0.10	0	0	16	16	0.55	3	0	33.0	1.14
2023-24	Purdue	50-15	70	1.40	21	135	.363	1	0.02	0	0.00	0	15	0.30	0	5	39	44	0.88	10	1	94.5	1.89
<b>TOTAL</b>		<b>79 - 31</b>	<b>95</b>	<b>1.20</b>	<b>29</b>	<b>189</b>	<b>.349</b>	<b>1</b>	<b>0.01</b>	<b>0</b>	<b>0.00</b>	<b>0</b>	<b>18</b>	<b>0.23</b>	<b>0</b>	<b>5</b>	<b>55</b>	<b>60</b>	<b>0.76</b>	<b>13</b>	<b>1</b>	<b>127.5</b>	<b>1.61</b>

**Single Game Highs**

Statistic	Value	
Kills	9	vs Nebraska 09/29/23, vs SMU 09/08/23
Attacks	18	vs Nebraska 09/29/23
Assists	1	at Kansas 08/31/23
Digs	3	vs Southern California 09/15/23
Blocks	7	vs UCF 09/14/23
Block solos	2	vs Northwestern 10/01/23
Block assists	7	vs UCF 09/14/23

**POULTER, Lorrin**

SEASON	TEAM	SM-MP	K	K/S	E	TA	PCT	A	A/S	SA	SA/S	SE	DIG	D/S	RE	BS	BA	TB	B/S	BE	BHE	PTS	PTS/S
2019-20	Denver	94-31	39	0.41	24	124	.121	330	3.51	26	0.28	30	101	1.07	1	1	9	10	0.11	2	4	70.5	0.75
2020-21	Denver	58-17	138	2.38	46	366	.251	254	4.38	20	0.34	23	108	1.86	0	3	35	38	0.66	4	4	178.5	3.08
2021-22	Denver	101-29	35	0.35	32	138	.022	475	4.70	34	0.34	45	164	1.62	1	0	8	8	0.08	3	9	73.0	0.72
2022-23	Denver	102-28	68	0.67	26	166	.253	1040	10.20	47	0.46	34	214	2.10	0	6	65	71	0.70	5	14	153.5	1.50
2023-24	Purdue	24-9	9	0.38	5	30	.133	188	7.83	2	0.08	12	39	1.63	3	1	9	10	0.42	0	0	16.5	0.69
<b>TOTAL FOR Purdue</b>		<b>24 - 9</b>	<b>9</b>	<b>0.38</b>	<b>5</b>	<b>30</b>	<b>.133</b>	<b>188</b>	<b>7.83</b>	<b>2</b>	<b>0.08</b>	<b>12</b>	<b>39</b>	<b>1.63</b>	<b>3</b>	<b>1</b>	<b>9</b>	<b>10</b>	<b>0.42</b>	<b>0</b>	<b>0</b>	<b>16.5</b>	<b>0.69</b>
<b>TOTAL</b>		<b>379 - 114</b>	<b>289</b>	<b>0.76</b>	<b>133</b>	<b>824</b>	<b>.189</b>	<b>2287</b>	<b>6.03</b>	<b>129</b>	<b>0.34</b>	<b>144</b>	<b>626</b>	<b>1.65</b>	<b>5</b>	<b>11</b>	<b>126</b>	<b>137</b>	<b>0.36</b>	<b>14</b>	<b>31</b>	<b>492.0</b>	<b>1.30</b>

**Single Game Highs**

Statistic	Value	
Kills	12	at South Dakota St. 02/14/21, at Kansas City 03/27/21
Attacks	34	vs South Dakota 04/03/21
Assists	59	vs North Dakota 10/15/22
Serve Aces	4	at Oral Roberts 03/01/21, vs North Dakota St. 11/06/21, vs Hofstra 09/03/22
Digs	17	at Colorado 08/27/22
Blocks	7	vs San Francisco 09/16/22
Block solos	1	11 times
Block assists	6	vs North Dakota St. 03/19/21, at Oral Roberts 03/01/21, vs San Francisco 09/16/22





Purdue Women's Volleyball  
Individual Career Summaries  
All games

Page 6/7  
as of Oct 08, 2023

**RASTOVSKI, Emily**

SEASON	TEAM	SM-MP	K	K/S	E	TA	PCT	A	A/S	SA	SA/S	SE	DIG	D/S	RE	BS	BA	TB	B/S	BE	BHE	PTS	PTS/S
2022-23	Purdue	10-8	8	0.80	4	20	.200	0	0.00	0	0.00	0	0	0.00	0	0	2	2	0.20	0	0	9.0	0.90
2023-24	Purdue	6-3	1	0.17	2	5	-.200	0	0.00	0	0.00	0	0	0.00	0	0	2	2	0.33	0	0	2.0	0.33
<b>TOTAL</b>		<b>16 - 11</b>	<b>9</b>	<b>0.56</b>	<b>6</b>	<b>25</b>	<b>.120</b>	<b>0</b>	<b>0.00</b>	<b>0</b>	<b>0.00</b>	<b>0</b>	<b>0</b>	<b>0.00</b>	<b>0</b>	<b>0</b>	<b>4</b>	<b>4</b>	<b>0.25</b>	<b>0</b>	<b>0</b>	<b>11.0</b>	<b>0.69</b>

**Single Game Highs**

Statistic	Value	
Kills	4	vs Xavier 09/10/22
Attacks	8	vs Xavier 09/10/22
Blocks	1	at Penn St. 11/25/22, vs Loyola Chicago 08/27/23, vs Xavier 09/10/22, vs Duke 08/25/23
Block assists	1	vs Xavier 09/10/22, vs Duke 08/25/23, at Penn St. 11/25/22, vs Loyola Chicago 08/27/23

**SCHERMERHORN, Maddie**

SEASON	TEAM	SM-MP	K	K/S	E	TA	PCT	A	A/S	SA	SA/S	SE	DIG	D/S	RE	BS	BA	TB	B/S	BE	BHE	PTS	PTS/S
2019-20	Purdue	101-30	0	0.00	0	7	.000	14	0.14	1	0.01	1	86	0.85	14	0	0	0	0.00	0	0	1.0	0.01
2020-21	Purdue	84-23	2	0.02	1	6	.167	17	0.20	1	0.01	6	119	1.42	12	0	0	0	0.00	0	1	3.0	0.04
2021-22	Purdue	125-33	1	0.01	1	7	.000	23	0.18	4	0.03	8	178	1.42	22	0	0	0	0.00	0	0	5.0	0.04
2022-23	Purdue	110-29	3	0.03	1	23	.087	110	1.00	23	0.21	34	508	4.62	32	0	0	0	0.00	0	0	26.0	0.24
2023-24	Purdue	61-15	0	0.00	1	13	-.077	56	0.92	7	0.11	18	257	4.21	15	0	0	0	0.00	0	1	7.0	0.11
<b>TOTAL</b>		<b>481 - 130</b>	<b>6</b>	<b>0.01</b>	<b>4</b>	<b>56</b>	<b>.036</b>	<b>220</b>	<b>0.46</b>	<b>36</b>	<b>0.07</b>	<b>67</b>	<b>1148</b>	<b>2.39</b>	<b>95</b>	<b>0</b>	<b>0</b>	<b>0</b>	<b>0.00</b>	<b>0</b>	<b>2</b>	<b>42.0</b>	<b>0.09</b>

**Single Game Highs**

Statistic	Value	
Kills	1	6 times
Attacks	4	vs Wisconsin 10/08/22
Assists	9	vs Loyola Chicago 08/27/23
Serve Aces	3	vs Utah 09/02/22, vs Minnesota 09/23/22
Digs	28	at Michigan 11/06/22

**WARREN, Brielle**

SEASON	TEAM	SM-MP	K	K/S	E	TA	PCT	A	A/S	SA	SA/S	SE	DIG	D/S	RE	BS	BA	TB	B/S	BE	BHE	PTS	PTS/S
2023-24	Purdue	1-1	1	1.00	0	1	1.000	0	0.00	0	0.00	0	0	0.00	0	0	0	0	0.00	0	0	1.0	1.00
<b>TOTAL</b>		<b>1 - 1</b>	<b>1</b>	<b>1.00</b>	<b>0</b>	<b>1</b>	<b>1.000</b>	<b>0</b>	<b>0.00</b>	<b>0</b>	<b>0.00</b>	<b>0</b>	<b>0</b>	<b>0.00</b>	<b>0</b>	<b>0</b>	<b>0</b>	<b>0</b>	<b>0.00</b>	<b>0</b>	<b>0</b>	<b>1.0</b>	<b>1.00</b>

**Single Game Highs**

Statistic	Value	
Kills	1	vs Northwestern 10/01/23
Attacks	1	vs Northwestern 10/01/23
PCT	1.000	vs Northwestern 10/01/23



Purdue Women's Volleyball  
Individual Career Summaries  
All games

Page 7/7  
as of Oct 08, 2023

**WOLLARD, Kenna**

SEASON	TEAM	SM-MP	K	K/S	E	TA	PCT	A	A/S	SA	SA/S	SE	DIG	D/S	RE	BS	BA	TB	B/S	BE	BHE	PTS	PTS/S
2023-24	Purdue	23-9	24	1.04	17	72	.097	0	0.00	0	0.00	0	9	0.39	0	1	12	13	0.57	1	0	31.0	1.35
<b>TOTAL</b>		<b>23 - 9</b>	<b>24</b>	<b>1.04</b>	<b>17</b>	<b>72</b>	<b>.097</b>	<b>0</b>	<b>0.00</b>	<b>0</b>	<b>0.00</b>	<b>0</b>	<b>9</b>	<b>0.39</b>	<b>0</b>	<b>1</b>	<b>12</b>	<b>13</b>	<b>0.57</b>	<b>1</b>	<b>0</b>	<b>31.0</b>	<b>1.35</b>

**Single Game Highs**

Statistic	Value	
Kills	6	vs Nebraska 09/29/23, at Rutgers 09/24/23
Attacks	15	vs Nebraska 09/29/23
Digs	5	vs Illinois 10/04/23
Blocks	4	at Rutgers 09/24/23, vs Nebraska 09/29/23
Block solos	1	at Rutgers 09/24/23
Block assists	4	vs Nebraska 09/29/23
PCT	.500	vs Southern California 09/15/23, at Maryland 09/22/23

**YIM, Sydney**

SEASON	TEAM	SM-MP	K	K/S	E	TA	PCT	A	A/S	SA	SA/S	SE	DIG	D/S	RE	BS	BA	TB	B/S	BE	BHE	PTS	PTS/S
2022-23	Purdue	4-4	0	0.00	0	0	.000	2	0.50	0	0.00	0	2	0.50	0	0	1	1	0.25	0	0	0.5	0.13
<b>TOTAL</b>		<b>4 - 4</b>	<b>0</b>	<b>0.00</b>	<b>0</b>	<b>0</b>	<b>.000</b>	<b>2</b>	<b>0.50</b>	<b>0</b>	<b>0.00</b>	<b>0</b>	<b>2</b>	<b>0.50</b>	<b>0</b>	<b>0</b>	<b>1</b>	<b>1</b>	<b>0.25</b>	<b>0</b>	<b>0</b>	<b>0.5</b>	<b>0.13</b>

**Single Game Highs**

Statistic	Value	
Assists	1	vs Bradley 09/02/22, vs Rutgers 10/02/22
Digs	2	vs Bradley 09/02/22
Blocks	1	vs Rutgers 10/02/22
Block assists	1	vs Rutgers 10/02/22