

PURDUE

FOOTBALL

GAME 9 // SATURDAY, NOV. 9 // 12 PM // FOX // COLUMBUS, OHIO // OHIO STADIUM (102,780)

PURDUE BOILERMAKERS

Head Coach: Ryan Walters (Colorado, 2008)

Record at Purdue: 5-15 (2nd) Career Record: Same

Last Game: 26-20 (OT), Loss, vs. Northwestern

Rankings (AP/C/CFP) - / - / -



1-7 | 0-5 (B1G)



7-1 | 4-1 (B1G)

OHIO STATE BUCKEYES

Head Coach: Ryan Day (New Hampshire, 2002)

Record at Ohio State: 63-9 (6th) Career Record: Same

Last Game: 20-13, Win, at No. 3 Penn State

Rankings (AP/C/CFP) 3 / 3 / 2

SERIES AT A GLANCE

Record:	15-42-2
In West Lafayette:	9-14
In Columbus:	5-28-2
Neutral:	1-0
Streak:	Ohio State - 2
Last Win:	Purdue 49, #2 Ohio State 20 - Home - 10/20/2018
Last Meeting:	#3 Ohio State 41, Purdue 7 - Home - 10/14/2023
First Meeting:	Ohio State 20, Purdue 0 - Away - 11/8/1919
Walters vs. Day:	0-1
Walters vs. Ohio State:	0-1
Purdue vs. Day:	0-2

BY THE NUMBERS

PURDUE		OHIO STATE
20.3	Points	38.1
36.9	Points Allowed	12.7
149.0	Rush Yards	184.1
203.3	Rush Yards Allowed	91.9
185.8	Pass Yards	280.0
244.9	Pass Yards Allowed	168.9
334.8	Total Offense	464.1
448.1	Total Defense	260.7

A WIN WOULD...

- Be Purdue's 18th against an AP Top 5 opponent when the Boilermakers are unranked, the most in the nation
- Be Purdue's first win in Columbus since 1988.
- Mark the Boilermakers' fifth over the Buckeyes when they were ranked in the Top 5.

STAT LEADERS

RUSHING: Devin Mockobee - 91 attempts, 539 yards, 3 TDs
PASSING: Hudson Card - 92-148, 1,005 yards, 8 TDs
RECEIVING: Max Klare - 30 receptions, 462 yards, 2 TDs
SCORING: Spencer Porath - 38 points, 17-17 PAT, 7-9 FGs
TACKLES: Dillon Thieneman - 63 total, 41 solo
TACKLES-for-LOSS: Kydran Jenkins - 8.5 TFLs
SACKS: Kydran Jenkins, Will Heldt - 5.5 sacks
INTERCEPTIONS: Kydrich Breedlove - 2 INTs

MEDIA CONTACTS

Primary - Adam Kuffner / 662-816-0497 / kuffner@purdue.edu
Assoc. A.D. - Patrick Crawford / 337-412-4220 / pcrawf@purdue.edu
Secondary - Ian MacDougall / 317-313-7486 / imacdoug@purdue.edu
Secondary - Brook Weber / 903-830-0686 / weber261@purdue.edu

BROADCAST INFORMATION

TELEVISION - FOX

Play-by-Play	Gus Johnson
Analyst	Joel Klatt
Sideline	Jenny Taft

SIRIUS/XM

Purdue Broadcast	Ch. 372
------------------	---------

RADIO - PURDUE SPORTS RADIO NETWORK

Flagship	96.5 FM WAZY
Play-by-Play	Tim Newton
Analyst	Mark Herrmann
Producer	Rob Blackman
Sideline	Kelly Kitchel
Free Online	Varsity Network

STORY LINES

- After a heartbreaking overtime loss at home, Purdue Football hits the road to face No. 3 Ohio State. Kickoff is slated for noon on FOX.
- The Buckeyes are one of five current AP Top 10 teams on Purdue's schedule this season (No. 1 Oregon, No. 3 Ohio State, No. 6 Penn State, No. 8 Indiana and No. 10 Notre Dame).
- Purdue has seven wins against ranked opponents over the past six seasons, including three against teams ranked in the Top 3 (No. 2 Ohio State in 2018, No. 2 Iowa in 2021, No. 3 Michigan State in 2021).
- The Boilermakers have eight victories over a ranked Ohio State team, including four wins when the Buckeyes were ranked in the Top 5.
- Two of the Boilermakers' last three games have gone to overtime, marking the first time in program history that Purdue has played two overtime games in a regular season.
- Starting center Gus Hartwig has a 82.8 pass blocking grade from PFF, ranking third in the Big Ten and 20th nationally, while not giving up a sack and allowing only one hit on the quarterback.
- Four Boilermakers (Max Klare - 78, Jaron Tibbs - 56, CJ Smith - 55 and Jahmal Edrine - 54) reached the 50-receiving yard plateau last week against Northwestern, the first time Purdue had four players over 50 yards receiving since the overtime victory in the 2021 Music City Bowl (Dec. 30, 2021 vs. Tennessee).
- Purdue has rushed for at least 200 yards in three games this year, the most 200-yard games in a season since 2018.
- Tight end Max Klare leads the Boilermakers in receptions (30), receiving yards (462) and receiving touchdowns (2), ranking third among Big Ten tight ends in receiving yards and receptions. Klare is on pace to become the first Purdue tight end to lead the team in receptions since current tight ends coach Justin Sinz hauled in 41 receptions (240 yards, four touchdowns) during the 2013 season.
- One of the nation's leading tacklers as an All-American a season ago, sophomore Dillon Thieneman ranks second in the Big Ten and 12th nationally in solo tackles (5.1 per game) this year. The 2023 Big Ten Freshman of the Year leads the Boilermakers in total tackles (64) and solo tackles (42) once again this season.
- Devin Mockobee ranks sixth in the Big Ten in yards per carry (5.92).
- Kydrich Breedlove has recorded three of Purdue's four interceptions this season, ranking fourth in the Big Ten and 18th nationally.
- Kydran Jenkins ranks sixth in the Big Ten and 25th nationally in sacks (0.69 per game). Jenkins is the conference leader in sacks wearing a Big Ten uniform, recording 22.0 throughout his career to also rank sixth in Purdue history.
- In his first season as a Boilermaker, Keelan Crimmins is on pace for the second best punting average (44.8 yards per punt) in program history, behind only 2001 Ray Guy Award winner Travis Dorsch (48.1 yards per punt).
- Crimmins' punting average ranks fourth in the Big Ten and 20th nationally.

NUMBERS TO KNOW

4

The Boilermakers have defeated Ohio State four times throughout history when the Buckeyes were ranked in the Top 5 (1945, 1960, 1984, 2018).

17

Purdue has 17 victories against AP Top 5 opponents as an unranked team, more than any other team during the AP Poll era (since 1936).

18

With his tough, fourth quarter touchdown against Northwestern, Devin Mockobee scored his 18th career rushing TD to pass College Football Hall of Famer Otis Armstrong for 11th in Purdue history.

40

Senior linebacker Kydran Jenkins is the 12th Boilermaker in program history to record at least 40 career tackles-for-loss.

2024 SCHEDULE

 INDIANA STATE Aug. 31 Win, 49-0 (4-5)	 NOTRE DAME Sept. 14 Loss, 66-7 (7-1)	 OREGON STATE Sept. 21 Loss, 38-21 (4-4)	 NEBRASKA Sept. 28 Loss, 28-10 (5-4)	 WISCONSIN Oct. 5 Loss, 52-6 (5-4)	 ILLINOIS Oct. 12 Loss, 50-49 (OT) (6-3)	 OREGON Oct. 18 Loss, 35-0 (9-0)	 NORTHWESTERN Nov. 2 Loss, 26-20 (OT) (4-5)	 OHIO STATE Nov. 9 Noon FOX (7-1)	 PENN STATE Nov. 16 3:30 PM CBS (7-1)	 MICHIGAN STATE Nov. 22 8 PM FOX (4-5)	 INDIANA Nov. 30 TBA (9-0)
--	---	--	--	--	--	--	---	---	---	--	--





DEPTH CHART

OFFENSE

QB	1	Hudson Card	Sr.	6-3	210
	15	Ryan Browne	R-Fr.	6-4	210
	5	Marcos Davila	Fr.	6-3	244
RB	45	Devin Mockobee	Jr.	6-0	207
-or-	23	Reggie Love III	Sr.	5-11	215
	3	Jaheim Merriweather	Fr.	6-2	210
WR	7	Jahmal Edrine	Jr.	6-2	215
	16	Shamar Rigby	Fr.	6-3	187
	12	Leland Smith	So.	6-4	219
WR	13	Jaron Tibbs	So.	6-3	214
	26	Andrew Sowinski	Sr.	6-0	205
	0	Jayden Dixon-Veal	Sr.	6-0	190
WR	9	CJ Smith	So.	6-3	195
	8	De'Nylon Morrisette	So.	6-1	200
	4	Kam Brown	Sr.	6-1	185
TE	86	Max Klare	So.	6-4	240
	82	Drew Biber	Jr.	6-5	245
	81	George Burhenn	So.	6-5	240
LT	71	Corey Stewart	Sr.	6-6	318
	79	Joey Tanona	So.	6-5	304
LG	77	Mahamane Moussa	Jr.	6-4	300
	54	Luke Griffin	Sr.	6-5	340
C	53	Gus Hartwig	Sr.	6-5	305
	75	Jalen Grant	Sr.	6-3	285
RG	55	DJ Wingfield	Sr.	6-4	316
	72	Jaden Ball	Fr.	6-5	300
RT	63	Marcus Mbow	Jr.	6-5	300
	78	Bakyne Coly	Jr.	6-7	302

DEFENSE

DL	0	Jeffrey M'Ba	Sr.	6-6	302
	98	Drake Carlson	R-Fr.	6-3	290
DL	91	Cole Brevard	Sr.	6-3	333
	92	Mo Omonode	Jr.	6-0	286
-or-	97	Jamarrion Harkless	R-Fr.	6-3	346
DL	95	Joe Anderson	Sr.	6-4	290
	18	Demeco Kennedy	Fr.	6-2	291
RUSH	15	Will Heldt	So.	6-6	265
	17	Shitta Sillah	Sr.	6-4	251
LB	4	Kydran Jenkins	Sr.	6-1	253
	22	Owen Davis	R-Fr.	6-3	245
LB	14	Yanni Karlaftis	Jr.	6-3	235
	40	Hudson Miller	So.	6-0	235
RUSH	99	Jireh Ojata	Sr.	6-4	267
	23	Trey Smith	R-Fr.	6-4	245
DB	19	Botros Alisandro	Jr.	6-1	186
	2	Nyland Green	Jr.	6-1	186
-or-	16	Hudauri Hines	Fr.	6-1	203
DB	31	Dillon Thieneman	So.	6-0	207
	25	Ty Hudkins	Fr.	5-11	197
DB	11	Antonio Stevens	Sr.	6-2	217
	24	Anthony Brown	So.	6-0	195
DB	6	Smiley Bradford	Fr.	6-0	195
	13	Koy Beasley	Fr.	5-10	187
DB	10	Kyndrich Breedlove	Jr.	5-11	185
	12	Tarrion Grant	Fr.	6-2	197

SPECIAL TEAMS

K	35	Spencer Porath	Fr.	5-11	201
	39	Ben Freehill	Sr.	6-1	195
KO	39	Ben Freehill	Sr.	6-1	195
	35	Spencer Porath	Fr.	5-11	201
H	48	Bennett Boehnlein	So.	6-3	220
	30	Keelan Crimmins	Jr.	6-3	223
P	30	Keelan Crimmins	Jr.	6-3	223
	48	Bennett Boehnlein	So.	6-3	220
LS	44	Nick Levy	Jr.	5-10	230
	43	Claude Strnad	R-Fr.	6-3	230

KR	23	Reggie Love III	Sr.	5-11	215
	45	Devin Mockobee	Jr.	6-0	207
KR	33	Elijah Jackson	R-Fr.	5-10	191
	12	Leland Smith	So.	6-4	219
PR	31	Dillon Thieneman	So.	6-0	207
	26	Andrew Sowinski	Sr.	6-0	205





BOILER NOTES

BIG WINS OVER THE BUCKEYES

- Purdue is no stranger to upsetting Ohio State. The Boilermakers have defeated a ranked OSU team eight times throughout history, including four times when the Buckeyes were ranked in the Top 5.
- The last time the Boilermakers beat a Top 5 Buckeyes team, it was a night Purdue fans will never forget. Inspired by Purdue superfan Tyler Trent's fight against cancer, the Boilermakers blew out No. 2 Ohio State 49-20 (Oct. 20, 2018).
- One of the most iconic plays in Purdue Football history occurred against Ohio State. Seth Morales caught the game-winning 64-yard touchdown pass from Drew Brees, prompting a "Holy Toledo" from TV announcer Brent Musberger as the Boilermakers beat Ohio State (Oct. 28, 2000). Brees' big throw to Morales helped the Boilermakers win the Big Ten and secure a trip to the Rose Bowl.

Date	Score	Location
Oct. 20, 1945	#9 Purdue 35, #4 Ohio State 13	Columbus
Oct. 15, 1960	Purdue 24, #3 Ohio State 21	West Lafayette
Oct. 6, 1984	Purdue 28, #2 Ohio State 23	West Lafayette
Oct. 20, 2018	Purdue 49, #2 Ohio State 20	West Lafayette

RECENT SUCCESS VS. RANKED OPPONENTS

- Purdue has beaten seven ranked teams over the past six seasons, going 7-12 against Top 25 opponents despite being the underdog in each one of those games.
- Three of those wins were against Top 3 teams, while Purdue handed five of those ranked teams their first loss of the season.
- The victories during the 2021 campaign (No. 2 Iowa, No. 3 Michigan State) gave Purdue multiple wins over Top 5 teams in one season for the first time since 1960 (No. 3 Ohio State, No. 1 Minnesota).
- Five of the seven wins have been by double digits, the biggest being a 29-point victory over No. 2 Ohio State in 2018.
- Purdue has 17 victories against AP Top 5 opponents as an unranked team, more than any other team during the AP Poll era (since 1936).
- Five of Purdue's final seven opponents on its 2024 schedule are against ranked teams, including three ranked in the Top 5 (No. 2 Oregon, No. 3 Penn State, No. 4 Ohio State).

Date	Result	Location
Sept. 22, 2018	Purdue 30, #23 Boston College 13	Home
Oct. 20, 2018	Purdue 49, #2 Ohio State 20	Home
Nov. 3, 2018	Purdue 38, #16 Iowa 36	Home
Oct. 16, 2021	Purdue 24, #2 Iowa 7	Away
Nov. 6, 2021	Purdue 40, #3 Michigan State 29	Home
Oct. 1, 2022	Purdue 20, #21 Minnesota 10	Away
Nov. 12, 2022	Purdue 31, #21 Illinois 24	Away

ON THIS DATE

- Purdue upset No. 9 Michigan 9-3 at Ross-Ade Stadium (Nov. 9, 1996).
- The Boilermakers beat Ole Miss 27-7 as part of a perfect 8-0 season under head coach Jim Phelan (Nov. 9, 1929).

LEADING THE O-LINE

- Center Gus Hartwig and right tackle Marcus Mbow have been the leaders on Purdue's offensive line this season.
- Both Boilermakers have started all eight games this season, bringing a total of 72 starts between the duo (Hartwig - 44, Mbow - 28).
- Hartwig has earned an 82.8 pass blocking grade from PFF, not allowing a sack and only surrendering one hit on the quarterback. His pass blocking grade ranks third in the Big Ten and 20th nationally among centers.
- Going up against No. 2 Oregon, Mbow earned a spot on the PFF National Team of the Week for battling the Ducks' difficult defensive line.
- Mbow has a 78.0 run blocking grade by PFF, ranking fifth in the Big Ten and 21st nationally among tackles.

OT HEARTBREAKS

- Purdue rallied from double-digit deficits in two of the past three games, forcing overtime with fourth quarter comebacks.
- The Boilermakers trailed by 24 in the second half against No. 23 Illinois before coming back and grabbing the lead late in the game. Purdue fell in overtime on a failed two-point conversion.
- Last week against Northwestern, Purdue fell into a 17-3 hole in the first half before holding the Wildcats to only three points in the second half. A Devin Mockobee touchdown with five minutes to go forced overtime, but the visitors prevailed in the extra frame.
- Purdue has played in two overtime games during a regular season for the first time in program history. The only other time the Boilermakers had two OT games in an entire season was the 2003 campaign, a set back to No. 4 Ohio State in Columbus (Nov. 15, 2003) and a loss to No. 11 Georgia in the Capital One Bowl (Jan. 1, 2004).

MAD MAX

- Max Klare has not missed a beat since he returned to the lineup at the start of the season.
- The sophomore tight end leads Purdue in receptions (30), receiving yards (462) and receiving touchdowns (2), on pace to become the first tight end to lead the Boilermakers in receiving since current tight ends coach Justin Sinz paced Purdue in 2013 (41 receptions).
- Klare has led Purdue in receiving in six of the team's eight games this season. He is one of six tight ends nationally averaging 15 yards per catch this season (min. 25 rec.).
- He had his best game as a Boilermaker at No. 23 Illinois (Oct. 12), hauling in six receptions for a career-high 133 yards. It marked the most receiving yards by a Purdue tight end since Payne Durham's 150-yard night in the 2021 season opener and the sixth most by a Boilermaker tight end since 1996. Klare added 76 yards after catch as part of his receiving total.
- Klare was on pace to be one of the best tight ends in the country before his 2023 season was cut short. However, the sophomore bounced back in the 2024 season opener with five catches for 71 yards, both team highs. He also caught Purdue's first touchdown of the season, a 9-yard strike from Hudson Card on the opening drive.
- Klare was also tabbed to the Comeback Player of the Year Award Watch List ahead of the year.

HERE COMES THE MOCK TRAIN

- From walk-on to phenom, Devin Mockobee has certainly made a name for himself in his time in West Lafayette.
- For the third straight season, Mockobee leads the Purdue rushing attack. The junior has recorded 539 yards with three rushing touchdowns to pace the Boilermakers in both categories.
- Mockobee's 5.92 yards per carry ranks sixth in the Big Ten.
- Mockobee sits 11th on Purdue's all-time rushing list (2,318), passing legendary College Football Hall of Fame running back Leroy Keyes (2,094) against Nebraska (Sept. 28). He also sits 11th with 18 career rushing touchdowns, passing another College Football Hall of Famer (Otis Armstrong) by finding the end zone against Northwestern (Nov. 2).
- With 11 carries for 102 yards at No. 23 Illinois (Oct. 12), Mockobee became the seventh Boilermaker to produce at least eight 100-yard rushing games over a career and the first since Kory Sheets (2005-08) recorded nine over his career.
- He rushed for a season-high 168 rushing yards at Oregon State (Sept. 21), becoming the sixth Boilermaker since 1996 to record a 100-yard rushing game in three separate seasons.
- He started his career by setting a new Purdue freshman record with 968 rushing yards while also adding nine touchdowns.
- After being put on scholarship in the first official act of the Walters era, he led the team in rushing once again with 807 yards and six touchdowns in 2023.
- In doing so, Mockobee became the first Boilermaker to lead the team in rushing in back-to-back seasons since Markell Jones, who did it three years running (2015-17).
- The Boonville, Ind., native is one of only four Big Ten players to rush for more than 800 yards in each of the past two seasons.

SERIES HISTORY

INSIDE THE MATCHUP

Record:	15-41-2
In West Lafayette:	9-14
In Columbus:	5-28-2
Neutral:	0-0
Streak:	Ohio State - 2
Last Win:	Purdue 49, #2 Ohio State 20 - Home - 10/20/2018
Last Meeting:	#3 Ohio State 41, Purdue 7 - Home - 10/14/2023
First Meeting:	Ohio State 20, Purdue 0 - Away - 11/8/1919

LAST 10 MEETINGS

Date	Pur/Opp Rank	Result	Purdue	Opp	Location
10/6/2007	23-4	L	7	23	H
10/11/2008	-12	L	3	16	A
10/17/2009	-7	W	26	18	H
10/23/2010	-11	L	0	49	A
11/12/2011		W-O	26	23	H
10/20/2012	-7	L-O	22	29	A
11/2/2013	-4	L	0	56	H
10/20/2018	-2	W	49	20	H
11/13/2021	(19)-6(4)	L	31	59	A
10/14/2023	-3(2)	L	7	41	A

TOP 100-YARD RUSHING GAMES VS. OHIO STATE (8)

172 Harry Szulborski (23) vs. Ohio State, 10/4/1947
153 Montrell Lowe (25) at Ohio State, 10/9/1999
139 Max Schmaling (23) at Ohio State, 10/4/1952

TOP 300-YARD PASSING GAMES VS. OHIO STATE (8)

516 Scott Campbell (31-52) vs. Ohio State, 10/31/1981
497 Jim Everett (35-55) at Ohio State, 10/19/1985
455 Drew Brees (39-65) vs. Ohio State, 10/28/2000

TOP 100-YARD RECEIVING GAMES VS. OHIO STATE (18)

195 Steve Bryant (10) vs. Ohio State, 10/31/1981
190 Rodney Carter (15) at Ohio State, 10/19/1985
170 Rondale Moore (12) vs. Ohio State, 10/20/2018

ABOUT THE MATCHUP

- Purdue and Ohio State will square off for the 60th time in a series that started in 1919.
- Despite only 15 wins through the previous 59 matchups, Purdue has won three times in the last eight matchups since 2009.
- A Purdue quarterback has thrown for 300 yards eight times against Ohio State, including three games of 450 yards or more, the most against a single opponent.
- Everyone will remember the 2018 matchup with Purdue was inspired by Tyler Trent's battle with cancer to defeat the No. 2 Buckeyes on a magical night in West Lafayette. Tyler's younger brother Ethan is a redshirt freshman offensive lineman on the team this year.

OUR LAST MATCHUP VS. OHIO STATE

NO. 3 OHIO STATE 41, PURDUE 7 - OCT. 14, 2023 - WEST LAFAYETTE, IND.

- The Purdue football team dropped a 41-7 decision to No. 3 Ohio State on a rainy Saturday at Ross-Ade Stadium.
- Running back Devin Mockobee carried the load on the ground, eclipsing 100 yards for the fifth time of his career.
- He finished with 110 yards on 18 carries (6.1 average), the third most Ohio State allowed to a single rusher last season.
- Hudson Card threw for 126 yards and one touchdown on 13-of-32 passing.
- Wide receiver Marshawn Rice led the way on the receiving end with three catches for 50 yards, his first receptions of the season.
- Yanni Karlaftis and Dillon Thieneman tied for the team lead with nine tackles apiece. Karlaftis and Kydran Jenkins each notched their first fumble recoveries of the season.





NATIONAL RANKINGS

	FBS	BIG	Stat
3rd Down Pct	107	17	.351
3rd Down Pct Defense	127	17	.474
4th Down Pct	133	18	.182
4th Down Pct Defense	104	18	.667
Blocked Kicks	6	1	3
Blocked Kicks Allowed	1	1	0
Blocked Punts	14	3	1
Blocked Punts Allowed	1	1	0
Completion Percentage	57	12	.622
Defensive TDs	35	9	1
Fewest Penalties	69	12	53
Fewest Penalties Per Game	82	13	6.63
Fewest Penalty Yards	94	13	521
Fewest Penalty Yards Per Game	105	16	65.1
First Downs Defense	116	18	189
First Downs Offense	131	18	120
Fumbles Lost	70	10	5
Fumbles Recovered	124	16	1
Kickoff Return Defense	66	10	19.3
Kickoff Returns	86	10	18.9
Net Punting	24	6	41.8
Passes Had Intercepted	29	5	5
Passes Intercepted	103	17	4
Passing Offense	112	15	185.8
Passing Yards Allowed	103	16	244.9
Passing Yards per Completion	93	9	11.4
Punt Return Defense	52	5	6.2
Punt Returns	71	13	8.1
Red Zone Defense Pct	105	17	.903
Red Zone Offense Pct	98	12	.808
Rushing Defense	121	18	203.3
Rushing Offense	75	9	149.0
Sacks Allowed	98	15	2.5
Scoring Defense	127	18	36.9
Scoring Offense	119	15	20.3
Tackles for Loss Allowed	88	14	5.9
Passing Efficiency	73	10	134.5
Passing Efficiency Defense	126	19	157.9
Team Sacks	56	18	2.1
Team Tackles for Loss	89	9	5.1
Time of Possession	121	18	26:30
Total Defense	120	18	448.1
Total Offense	111	15	334.8
Turnover Margin	107	16	-0.63
Turnovers Gained	129	18	5
Turnovers Lost	44	8	10
Winning Percentage	128	18	.125

ACTIVE CAREER LEADERS (PURDUE STATS ONLY)

Rushing Yards	Devin Mockobee	2,318
Rushing Touchdowns	Devin Mockobee	18
Passing Yards	Hudson Card	3,392
Passing Touchdowns	Hudson Card	23
Receptions	Devin Mockobee	62
Receiving Yards	Max Klare	658
Receiving Touchdowns	5 Tied	2
Total Offense Yards	Hudson Card	3,202
Points Scored	Devin Mockobee	120
Kickoff Return Yards	Elijah Jackson	145
All-Purpose Yards	Devin Mockobee	2,919
Punt Average	Keelan Crimmins	44.8
Tackles	Kydran Jenkins	182
Tackles-for-Loss	Kydran Jenkins	40.0
Sacks	Kydran Jenkins	22.0
Interceptions	Dillon Thieneman	6
Passes Defended	Dillon Thieneman	6
Forced Fumbles	3 Tied	2
Fumble Recoveries	Cole Brevard	2
	Kydran Jenkins	2
Blocked Kicks	Kydran Jenkins	1
	Damarjhe Lewis	1
	Joe Anderson	1
Blocked Punts	Leland Smith	1

BOILER NOTES

BLOCK PARTY

- With three on the season, Purdue leads the Big Ten and ranks sixth in the country in blocked kicks (two field goals, one punt). No, Zach Edey is not part of the Boilermakers' special teams unit.
- In the Big Ten opener against Nebraska (Sept. 28), Purdue blocked a pair of Cornhusker field goals. Defensive linemen Joe Anderson and Damarjhe Lewis earned the first field goal blocks of their careers to help the Boilermakers hold the Huskers scoreless in the first half.
- Prior to the contest, the last time Purdue blocked two field goals in a game was Sept. 3, 2011 against Middle Tennessee.
- The other block came from wide receiver Leland Smith, who blocked a punt in the season-opening victory over Indiana State (Aug. 31).

TACKLES-4 LOSS

- One of the major anchors of the defense is senior Kydran Jenkins (KAY-dran), who ranks sixth in Purdue history with 22.0 career sacks and 12th with 40.0 tackles-for-loss.
- The senior linebacker leads the Boilermakers in TFLs (8.5) and sacks (5.5), while ranking second in tackles (58).
- Jenkins sacks per game (0.69) ranks sixth in the Big Ten and 25th nationally.
- Jenkins had a huge game against Oregon State (Sept. 21), recording a career-high 16 tackles to go along with 3.0 TFLs and 2.0 sacks. With his second sack of the contest, he became the eighth Boilermaker in program history to make 20 career sacks.
- As a junior, Jenkins finished second in the Big Ten in tackles-for-loss with 15.5 on the year, ranking 18th in the country and the most by a Boilermaker since George Karlaftis in 2019 (17.0).
- He garnered All-Big Ten Honorable Mention for the second straight year in 2023.
- A versatile player, Jenkins moved from RUSH END to middle linebacker ahead of the 2024 campaign, a position he played in high school and a spot the coaching staff believed would do more to impress NFL scouts.

WHAT CAN BROWNE DO FOR YOU?

- Making his first career start in place of an injured Hudson Card, redshirt freshman Ryan Browne rose to the occasion and nearly led Purdue to the biggest comeback in program history at No. 23 Illinois (Oct. 12).
- Browne recorded 415 yards of offense, throwing for 297 while adding 118 on the ground to join Brandon Kirsch (2002) as the only Purdue quarterbacks since 1970 to record 250 passing yards and 100 rushing yards in the same game.
- The Clarkston, Michigan, native also became just the sixth Boilermaker quarterback to eclipse 100 yards rushing in a game, joining Phipps, Bob Bobrowski, Gary Danielson, Rob Henry and Kirsch. His 118 rushing yards were the most by a Purdue quarterback since Henry at 132 at Northwestern on Oct. 9, 2010.
- Browne's day on the ground eclipsed his 85-yard day he had in relief against Northwestern a season ago, but he joined Drew Brees as the only Purdue quarterbacks (since 1996) to produce a pair of 80-yard rushing games.
- For his performance against the Illini, Browne earned a 90.9 grade from PFF, the best by a Purdue QB on the road since at least 2008.

DT THE TACKLING MACHINE

- After pacing Purdue and becoming one of the nation's leading tacklers as a freshman, Dillon Thieneman is back atop the Boilermakers' chart for tackles in 2024.
- The sophomore defensive back leads Purdue in total tackles (64) and solo tackles (42), ranking second in the Big Ten solo tackles and sixth in total tackles.
- Thieneman's 5.1 solo tackles per game rank 12th nationally.
- A season ago, Thieneman led the team with 106 tackles, ranking fifth in the Big Ten among all players and the most by any freshman in the country.
- His 74 solo tackles in 2023 led all freshmen nationwide and set a new Purdue freshman record.

HIGHWAY TO HELDT

- After recording only 12 tackles throughout his freshman season, sophomore rush end Will Heldt has made 37 tackles this season. He ranks second on the team in sacks (5.0) and tackles-for-loss (7.5).
- Heldt recorded his first career touchdown with a 16-yard scoop-and-score at No. 23 Illinois (Oct. 12).
- At Wisconsin (Oct. 5), Heldt recorded a career-high eight tackles to pace Purdue.
- Heldt started the season with a team-high seven tackles, 3.0 tackles-for-loss and 2.0 sacks in the win over Indiana State. Prior to the season opener, Heldt's career high in tackles were two.

LOVIN' THE INTS

- An important part of Purdue's nickel defense, Kyndrich Breedlove produced a breakout game at Wisconsin (Oct. 5).
- The Nashville, Tennessee, native hauled in interceptions on back-to-back drives in the second quarter for Purdue's first INTs of the season.
- Breedlove's performance marked just the eighth time in the last decade that a Boilermaker recorded two interceptions in one game and the first since Dillon Thieneman did it in the 2023 season finale victory over Indiana.
- He added his third INT of the season against No. 2 Oregon (Oct. 18), becoming the 13th Boilermaker over the past decade to pick off three passes in a season.
- Breedlove also leads the Boilermakers with four pass breakups on the season.

SECOND HALF SPARK PLUG

- Trailing 27-3 in the second half at No. 23 Illinois (Oct. 12), the Purdue offense caught fire and scored 46 points after halftime (most points after halftime since at least 1980).
- The Boilermakers recorded 382 yards of total offense in the second half, averaging 11.9 yards per play.
- Ryan Browne threw for 288 of his 297 passing yards in the second half.
- Five different Boilermakers found the end zone after halftime: Jahmal Edrine, Will Heldt, Devin Mockobee (2), Jaron Tibbs, Arhmad Branch (OT).
- Purdue was a perfect 6-for-6 in the red zone in the game, including 5-for-5 in the second half (four touchdowns, one field goal).





BOILER NOTES

ANOTHER AUSSIE

- Keelan Crimmins has quickly become Purdue's most reliable punter in at least seven seasons.
- Crimmins is fourth in the Big Ten and ranks 20th nationally with a 44.8-yard average. He is on pace to be the fourth Boilermaker to average over 44 yards in a season going back to 1976.
- He is on pace for the second-highest season punt average in program history behind Ray Guy Award winner Travis Dorsch (48.1 yards per punt).
- Against Notre Dame, Crimmins punted 10 times for a 47.3-yard clip with a pair of balls over 50 yards and three inside the 20-yard line.
- It was only the sixth time a Big Ten punter averaged over 47 yards when punting 10 times. Iowa has three of them.
- His career-long 64-yard kick against the Irish was just the 20th ball of 64 or more yards by Purdue punter since 1996.
- He tallied a 46.7-yard average against Indiana State on three boots.
- The Aussie was the No. 3-ranked punter by ProKick Australia.
- He played cricket and high level Australian Rules Football.
- Crimmins is the second straight Purdue punter from Australia, joining Jack Ansell (2021-23), who also wore No. 30.

SPECIAL TEAMS BEING SPECIAL

- Pro Football Focus graded the Boilermakers' special teams at 91.1, the best in the nation, through the first four games of the year. The Boilermakers are now 11th at 88.2.
- Purdue was ranked atop the ESPN Football Power Index Special Teams Efficiency at 80.5 through the first four games, as well.
- Purdue is one of 16 teams nationally and the only one from the Big Ten with three blocked kicks this season (2 - FG, 1 - Punt).
- Punter Keelan Crimmins is 20th nationally and fourth in the Big Ten with a 44.8 punt average on the year.
- In his second year with the program, special teams coach Chris Petrilli has boosted the Boilermakers' special teams, including the kickoff return for a touchdown last season, the program's first in more than a decade.

JOE JEFF STEPS UP

- Sophomore Joseph Jefferson found a pivotal role in Ryan Walters' defense filling in when Antonio Stevens missed time due to injury.
- The Indianapolis native made 25 tackles over the games against Oregon State, a career-high 10 at Corvallis, Nebraska and Wisconsin.
- Adding nine more tackles against Nebraska, Jefferson's 26 total tackles on the season rank fourth among Purdue defenders.
- Jefferson began his career with only three tackles through his first 14 games as a Boilermaker, primarily playing on special teams. He recorded two tackles as a redshirt freshman last year before making one tackle in the first two games of this season.

DIFFICULT SCHEDULE

- A season ago, Purdue did not face a team with a losing record at the time of the game until battling Indiana for the Old Oaken Bucket in the season finale. This year's schedule may be even tougher.
- Purdue's schedule was ranked the 11th hardest in the nation by ESPN's Football Power Index, fourth by College Football News, seventh by College Football Network and sixth by Sports Grid.
- Four preseason Top 10 teams appear on the Boilermakers' 2024 schedule: No. 2 Ohio State (Nov. 9), No. 3 Oregon (Oct. 18), No. 7 Notre Dame (Sept. 14) and No. 8 Penn State (Nov. 16).
- No other team in the country plays more Top 10 teams than Purdue. Only Florida matched the Boilermakers with four Top 10 opponents.
- Three of the Top 10 matchups are at home, as Purdue hosts Notre Dame, Oregon and Penn State at Ross-Ade Stadium.

ROSS-ADE PACKED ALL SEASON LONG

- With three of Purdue's six home games coming against preseason Top 10 teams, Ross-Ade Stadium is expected to be packed all season long.
- Purdue has sold out three games against Notre Dame, Nebraska and Northwestern, which matched the highest attendance at Ross-Ade Stadium since 2014 when renovations began that trimmed capacity by nearly 10,000 seats.
- Purdue's attendance of 59,488 against Indiana State was the largest in a season opener for Purdue since 2005.
- The 2023 season featured Purdue's highest home attendance, both average and total, since the 2007 campaign, but those marks might be broken this season.
- With more than 42,000 season ticket holders, including more than 5,000 new season ticket holders, season tickets sold out for the 2024 season.
- Student season tickets also sold out five hours after going on sale, a record-breaking time.
- Purdue's in-state matchup against Notre Dame sold out one day after going on sale to the public.

THE ADMIRAL

- Gus "The Admiral" Hartwig once again leads the Purdue front line in his fifth year starting for the Boilermakers.
- The four-time All-Big Ten honorable mention honoree has played in 47 games, starting 44. He first start came at right guard against Minnesota during his freshman season in 2020.
- He was named to the Rimington Trophy Watch List each of the last three seasons, a trophy presented annually to the most outstanding center in college football, as well as the Jason Witten Collegiate Man of the Year Watch List.
- A cerebral leader at the heart of the offense, he has been named Academic All-Big Ten three times and is also a member of the NFF Hampshire Honor Society.
- He was Campbell Trophy Semifinalist in 2023 and 2024.
- Hartwig graduated with a bachelor's in Finance with honors and is now working on his master's in Global Supply Chain Management.

SMITH'S STATEMENT

- One of the newest Boilermakers, sophomore wide receiver Leland Smith made a statement in his debut donning the Old Gold & Black.
- Smith caught a pair of passes in the season opener, including a spectacular 31-yard touchdown for his first TD as a Boilermaker.
- In the fourth quarter, he showcased his versatility by blocking a punt on special teams. It was the first blocked punt by a Boilermaker since Jackson Anthrop did it in 2021 against Nebraska.

HUDDY TUDDY

- Quarterback Hudson Card started his senior season by etching his name in the NCAA record books, completing 24-of-25 passes in the win over Indiana State.
- Completing 96 percent of his attempts, Card tied the FBS record for completion percentage in a single game (min. 20 completions), matching Greyson Lambert (Georgia) in 2015 against South Carolina. - Card set a new school record, passing Kyle Orton's old mark of 88.5% set against Ball State in 2004.
- The Austin, Texas, native finished his day with 273 yards and a career-high four touchdowns, playing just a little more than one half of football.

Purdue Single-Game Completion Percentage (min. 20 att.)

Player	Opponent	Year	Pct.	C-A
1. Hudson Card	vs. Indiana State	2024	96%	24-25
2. Kyle Orton	vs. Ball State	2004	88.5%	19-22
3. Bob Griese	vs. Notre Dame	1965	86.4%	31-36
4. Drew Brees	vs. Minnesota	1998	86.1%	31-36
5. Mark Herrmann	vs. Indiana	1980	82.6%	19-23

LAST TIME OUT

NORTHWESTERN 26, PURDUE 20

Nov. 2, 2024 | West Lafayette, Ind.

Northwestern	10	7	0	3	6	26
Purdue	3	7	3	7	0	20

PURDUE LEADERS

RUSHING: Devin Mockobee - 10 att, 29 yds, 1 TD
PASSING: Hudson Card - 21-37, 267 yds, 1 TD, 0 INT
RECEIVING: Max Klare - 6 rec, 78 yds
TACKLES: Dillon Thieneman - 9 total, 6 solo
TACKLES-for-LOSS: Will Heldt - 1.0 TFL
SACKS: Kydran Jenkins, Cole Brevard - 0.5 Sacks
INTERCEPTIONS: Antonio Stevens - 1 INT

In the 26-20 defeat, the Boilermakers (1-7, 0-5 BIG) came back to tie the game from a deficit that was as large as 17-3.

Hudson Card returned in a big way, completing 21-of-37 passes for 267 yards and a touchdown. Card spread the ball around well, connecting with eight different players through the air.

FBS TOP-50 / BIG TEN TOP-10
INDIVIDUAL RANKINGS

Player	Category	FBS	BIG	Stat
K. Breedlove	Interceptions Per Game	21	5	0.4
	Total Interceptions	18	4	3
K. Crimmins	Punting	20	4	44.8
W. Heldt	Fumbles Recovered	49	3	1
	Sacks	34	7	0.63
K. Jenkins	Sacks	25	6	0.69
	Total Tackles	94	9	7.3
D. Mockobee	Rushing Yards Per Carry	41	6	5.9
S. Porarth	Field Goal Percentage	48	8	.778
D. Thieneman	Solo Tackles	12	2	5.1
	Total Tackles	57	6	7.9



**HUDSON CARD****QUARTERBACK**

SR • 6-3 • 210

AUSTIN, TEXAS • LAKE TRAVIS • TEXAS

COMPLETIONS	ATTEMPTS	YARDS	TOUCHDOWNS	INTERCEPTIONS
92	149	1005	8	4

SEASON / CAREER HIGHS**COMPLETIONS**2024 24 - vs. Indiana State - 8/31/24
Career 32 - vs. Syracuse - 9/16/23**ATTEMPTS**2024 37 - vs. Northwestern - 11/2/24
Career 46 - vs. Syracuse - 9/16/23**PASSING YARDS**2024 273 - vs. Indiana State - 8/31/24
Career 323 - vs. Syracuse - 9/16/23**PASSING TOUCHDOWNS**2024 4 - vs. Indiana State - 8/31/24
Career 4 - vs. Indiana State - 8/31/24**LONG PASS**2024 52 - vs. Notre Dame - 9/14/24
Career 84 - vs. Fresno State - 9/2/23**RUSHING YARDS**2024 16 - vs. Indiana State - 8/31/24
Career 54 - vs. Wisconsin - 9/22/23**LONG RUSH**2024 12 - vs. Indiana State - 8/31/24
Career 32 - vs. UTSA - 09/17/22***CARD CAREER LINE**

Year	Passing							Rushing			
	GP	GS	C-A-I	Yds.	TDs	Long	Pct.	Att.	Yds.	TDs	Long
2020	2	0	1-3-0	5	0	5	33.3	4	11	0	7
2021	8	2	51-83-1	590	5	52	61.4	26	17	1	13
2022	12	3	75-108-1	928	6	45	69.4	17	46	0	32
2023	11	11	215-365-8	2387	15	84	58.9	93	203	5	25
2024	6	6	92-149-4	1005	8	52	61.7	30	-6	0	23
Purdue	17	17	307-514-12	3392	23	84	59.7	123	197	5	25
Total	39	22	434-708-14	4915	34	84	61.3	170	271	6	32

2024 AS A SENIOR AT PURDUE

Date	Opponent	CMP	ATT	INT	%	YDS	TD	Long	ATT	YDS	TD	Long
8/31	Indiana State	24	25	0	96.0	273	4	43	3	16	0	12
9/14	Notre Dame	11	24	2	45.8	124	1	52	6	-42	0	1
9/21	at Oregon State	7	17	1	41.2	56	1	32	3	33	0	23
9/28	Nebraska	18	25	1	72.0	174	1	19	7	-22	0	10
10/5	at Wisconsin	11	21	0	52.4	111	0	22	5	5	0	1.0
10/12	at Illinois	Did Not Play										
10/18	Oregon	Did Not Play										
11/2	Northwestern	21	37	0	56.8	267	1	32	6	4	0	9
11/9	at Ohio State											
11/16	Penn State											
11/22	at Michigan State											
11/30	at Indiana											

CARD IN 2024

- Connected on 24-of-25 passes (96%) against Indiana State to match the single-game FBS record (min. 20 completions) and set the Purdue record for completion percentage, named to Earl Campbell Tyler Rose Award Player of the Week honorable mention
- Tabbed to the Manning Award, Johnny Unitas Golden Award, Earl Campbell Tyler Rose Award and Senior Bowl Watch List
- Missed games against Illinois and Oregon due to injury, returned against Northwestern
- PFF's highest graded quarterback from the Big Ten in Week 10 in game against Northwestern.

CARD'S CAREER

- Earned All-Big Ten Honorable Mention by the media during his first season at Purdue in 2023
- Was one of two Big Ten quarterbacks with 15 passing and five rushing touchdowns last season (Taulia Tagovailoa, Maryland) last season
- Joined Drew Brees, Mike Phipps, Curtis Painter and Billy Dicken as the only Purdue quarterbacks since 1956 with 15 passing and five rushing scores in a season in 2023
- Garnered Manning Award Star of the Week (Nov. 27) Earned two Earl Campbell Tyler Rose Honor Roll Awards on (Nov. 14) and (Nov. 28)
- Joined the list of Boilermaker signal callers from the Austin, Texas area, alongside legend Drew Brees on the list of Purdue QBs to hail from the state capital. The pair sat on either side of the Battle of the Lakes rivalry between Lake Travis (Card) and Westlake (Brees) and are amongst a large list of top talent to have come from the two programs, including Nick Foles, Garrett Gilbert, Baker Mayfield and Justin Tucker
- Spent his first three seasons at Texas, appearing in 22 games with four starts
- Named All-America, two-time all-state honoree, 2020 Under Armour All-America Game participant
- Tabbed No. 67 nationally, No. 3 at dual threat quarterback, and No. 11 overall in Texas according to 247Sports, and No. 4 at dual threat quarterback and No. 9 overall in Texas by ESPN

**RYAN BROWNE****QUARTERBACK**

R-FR • 6-4 • 210

CLARKSTON, MICH • VENICE

COMPLETIONS	ATTEMPTS	YARDS	TOUCHDOWNS	INTERCEPTIONS
37	59	473	3	1

SEASON / CAREER HIGHS**COMPLETIONS**2024 18 - at Illinois - 10/12/24
Career 18 - at Illinois - 10/12/24**ATTEMPTS**2024 26 - at Illinois - 10/12/24
Career 26 - at Illinois - 10/12/24**PASSING YARDS**2024 297 - at Illinois - 10/12/24
Career 297 - at Illinois - 10/12/24**PASSING TOUCHDOWNS**2024 3 - at Illinois - 10/12/24
Career 3 - at Illinois - 10/12/24**LONG PASS**2024 62 - at Illinois - 10/12/24
Career 62 - at Illinois - 10/12/24**RUSHING YARDS**2024 118 - at Illinois - 10/12/24
Career 118 - at Illinois - 10/12/24**LONG RUSH**2024 23 - at Illinois - 10/12/24
Career 23 - at Illinois - 10/12/24**BROWNE CAREER LINE**

Year	Passing							Rushing			
	GP	GS	C-A-I	Yds.	TDs	Long	Pct.	Att.	Yds.	TDs	Long
2023	1	0	12-16-2	104	0	28	75.0	21	85	0	12
2024	5	2	37-59-1	473	3	62	62.7	38	174	0	23
Total	6	2	49-75-3	577	3	62	65.3	59	259	0	23

2024 AS A REDSHIRT FRESHMAN AT PURDUE

Date	Opponent	CMP	ATT	INT	%	YDS	TD	Long	ATT	YDS	TD	Long
8/31	Indiana State	6	10	0	60.0	62	0	16	3	10	0	8
9/14	Notre Dame	Did Not Play										
9/21	at Oregon State	Did Not Play										
9/28	Nebraska	Did Not Play										
10/5	at Wisconsin	1	1	0	100.0	6	0	6	2	-10	0	2
10/12	at Illinois	18	26	0	69.2	297	3	61	17	118	9	20
10/18	Oregon	9	19	1	47.4	93	0	23	14	48	0	23
11/2	Northwestern	3	3	0	100.0	15	0	13	2	8	0	6
11/9	at Ohio State											
11/16	Penn State											
11/22	at Michigan State											
11/30	at Indiana											

BROWNE IN 2024

- Joined Brandon Kirsch (2002) as the only Purdue quarterbacks since 1970 to record 250 passing yards and 100 rushing yards in the same game
- Became just the sixth Boilermaker quarterback to eclipse 100 yards rushing in a game
- Joined Drew Brees as the only Purdue quarterbacks (since 1996) to produce a pair of 80-yard rushing games
- Posted the highest PFF grade (90.9) by a Purdue quarterback on the road since at least 2008
- Tabbed the Shaun Alexander Player of the Week after performance vs. Illinois


BROWNE'S CAREER

- Appeared in one game as a freshman, against Northwestern, going 12-of-16 for 104 yards
- Also rushed for 85 yards on 21 carries against the Wildcats last year
- Three-star recruit
- Ranked No. 8 in New York and No. 60 at QB by 247Sports
- Florida's 8A Player of the Year and Mr. Football runner up
- Lead Venice to a 14-1 record and a state championship in 2021
- Named the MVP of the state title game after throwing four touchdowns and 250 yards
- Earned First-Team All-State honors





THE OFFENSE

**45 • DEVIN MOCKOBBE** (MOCK-ah-bee)

Jr. • RB • 6-0 • 207 • Boonville, Ind. • Boonville

GP/GS	ATT.	YDS	TD	LG	YPC	YPG
8/8	91	539	3	63	5.9	67.4

LAST GAME - 10 att, 29 yds, 1 TD, 1 rec, 13 yds

- 11th in Purdue history in rushing yards (2,318), 11th in touchdowns (18), sixth in 100-yard games (8)
- Seventh in the Big Ten with 5.9 yards per carry and 11th in rushing yards (539)
- Honorable Mention All-Big Ten (Coaches, Media) in 2023, Fourth Team All-Big Ten (Phil Steele)
- Set the Purdue freshman record for rushing yards, 100-yard games and attempts in 2022 as a walk-on


**23 • REGGIE LOVE III**

Sr. • RB • 5-11 • 215 • St. Louis, Mo. • Trinity Catholic • Illinois

GP/GS	ATT.	YDS	TD	LG	YPR	YPG
8/0	60	325	2	22	5.4	40.6

LAST GAME - 5 att, 6 yds

- Scored rushing touchdowns against Indiana State and Oregon State
- Led Illinois in carries (116), rushing yards (567), yards per game (70.9), and touchdowns (4) in 2023
- Played for Purdue associate head coach Cory Patterson for two seasons in high school


**13 • JARON TIBBS** (juh-RON)

So. • WR • 6-3 • 214 • Indianapolis, Ind. • Cathedral

GP/GS	REC	YDS	TD	LG	YPC	YPG
8/7	20	204	2	21	10.2	25.5

LAST GAME - 4 rec, 56 yds (career highs)

- Snagged four passes for a career-high 56 yards against Northwestern
- Recorded 51 receiving yards vs. Illinois, grabbed eight-yard touchdown pass
- Caught first career touchdown against Indiana State, caught five balls for 46 yards vs. Nebraska
- Three-star recruit tabbed as the No. 16 prospect from Indiana by 247Sports


**7 • JAHMAL EDRINE** (ja-MAL ED-ren)

Jr. • WR • 6-3 • 215 • Ft. Lauderdale, Fla. • Fort Lauderdale • FAU

GP/GS	REC	YDS	TD	LG	YPC	YPG
7/7	15	215	2	53	14.3	35.8

LAST GAME - 5 rec, 54 yds, 1 TD

- Grabbed his second touchdown as a Boilermaker against Northwestern
- Caught 53-yard touchdown vs. Illinois for first score as a Boilermaker
- Tabbed to the Comeback Player of the Year Award Watch List
- Missed last year after suffering an injury in preseason camp


**16 • SHAMAR RIGBY**

Fr. • WR • 6-3 • 187 • St. Petersburg, Fla. • Clearwater Central Catholic

GP/GS	REC	YDS	TD	LG	YPC	YPG
8/4	7	39	0	10	5.6	4.9

LAST GAME - 2 rec, 12 yds, 1-1 pass, 8 yds

- First true freshman on offense to start season opener at Purdue this century
- Consensus three-star recruit, No. 73 in Florida per On3
- Named all-state twice and led Clearwater Central Catholic to two state titles in 2022 and 2023

**8 • DE'NYLON MORRISSETTE**

So. • WR • 6-1 • 200 • Stone Mountain, Ga. • North Cobb • Georgia

GP/GS	REC	YDS	TD	LG	YPC	YPG
7/4	9	89	2	19	9.9	12.7

LAST GAME - Did not play

- Scored first career touchdown in Purdue debut against Indiana State
- Appeared in 16 games for Georgia in two seasons, winning the 2022 National Championship

**86 • MAX KLARE**

So. • TE • 6-4 • 240 • Guilford, Ind. • St. Xavier

GP/GS	REC	YDS	TD	LG	YPC	YPG
8/8	30	462	2	62	15.4	57.8

LAST GAME - 6 rec, 78 yds

- One of six tight ends averaging over 15 yards per reception nationally
- Career-high six receptions for 133 yards and a touchdown at Illinois
- Leads team in receptions and yards, 11th among tight ends nationally in receiving yards
- Named to the Comeback Player of the Year Award Watch List

**9 • CJ SMITH**

So. • WR • 6-3 • 195 • Apopka, Fla. • Mount Dora • Georgia

GP/GS	REC	YDS	TD	LG	YPC	YPG
1/1	4	55	0	32	13.8	55.0

LAST GAME - 4 rec, 55 yds - Purdue debut

- Made Purdue debut against Northwestern with 55 yards on four catches
- Joined Purdue in the spring of 2024, missed first seven games due to injury
- Appeared in 11 games at Georgia in two seasons, winning 2022 National Championship
- Four-star recruit, ranked as the No. 16 wide receiver recruit in the class of 2022 by ESPN

**82 • DREW BIBER** (BIB-er)

Jr. • TE • 6-5 • 245 • Cedarburg, Wis. • Cedarburg

GP/GS	REC	YDS	TD	LG	YPC	YPG
8/2	10	93	0	22	9.3	11.6

LAST GAME - 2 rec, 20 yds

- Set career highs in receptions (3) and receiving yards (24) against Nebraska
- Recorded first career touchdown in the Old Oaken Bucket Game against Indiana last year
- Three-star and No. 10-ranked recruit overall in Wisconsin by 247Sports.com

**53 • GUS HARTWIG**

Sr. • OL • 6-5 • 305 • Zionsville, Ind. • Zionsville

- Started at center in all eight games
- Tabbed to Rimington Award Watch List for the third year, Campbell Award semifinalist
- Added to the Jason Witten Collegiate Man of the Year Watch List
- 44 starts at Purdue are the most by any offensive Boilermaker on the team

**71 • COREY STEWART**

Sr. • OL • 6-6 • 318 • Nashville, Tenn. • East Nashville • Ball State

- Started at left tackle the last seven games, after missing season opener due to injury
- Joined Purdue after a First Team All-MAC campaign at Ball State in 2023
- Entered the season with 28 consecutive starts over final three seasons at Ball State

**77 • MAHAMANE MOUSSA** (ma-HA-men MOO-sa)

Jr. • OL • 6-4 • 300 • Indianapolis, Ind. • Pike

- Started at left guard in all eight games
- Missed final two games of the year in 2023 due to injury, after starting 18 games in two years
- Three-star and No. 17-ranked recruit in Indiana by Rivals in the class of 2022

**55 • DJ WINGFIELD**

Jr. • 6-5 • 280 • Los Angeles, Calif. • Redondo Union • El Camino • New Mexico

- Started at right guard in all eight games
- Joined Purdue in 2024 after playing nine games at New Mexico in 2023
- Started 22 games in two years at El Camino Junior College to earn SCFA All-Second Team

**63 • MARCUS MBOW** (like bow and arrow)

Jr. • 6-5 • 300 • Milwaukee, Wis. • Wauwatosa East

- Started at right tackle in all eight games
- Named to the Senior Bowl Watch List
- Tabbed College Football News' Freshman All-America Second Team in 2022

**39 • BEN FREEHILL**

Sr. • K • 6-1 • 195 • Gibson City, Ill. • Melvin-Sibley • Oklahoma State

FGM-A	FG%	PAT	LONG	-29	30-39	40-49	50+
-	-	-	-	-	-	-	-

LAST GAME - 5 KO, 64.2 avg, 2 TB

- Serving as the kickoff specialist, onside kick vs. Illinois was Purdue's first recovery since 2019
- Hit a career-long 44-yard kick against Indiana last season
- Served as field goal kicker last season

**35 • SPENCER PORATH** (poor-RATH)

Fr. • K • 5-11 • 201 • Brownsburg, Ind. • Brownsburg

FGM-A	FG%	PAT	LONG	-29	30-39	40-49	50+
7-9	.778	17-17	45	6-6	0-2	1-1	-

LAST GAME - 2-2 FG, 2-2 PAT

- Hit five straight field goals before a miss vs. Oregon, fifth on Purdue's freshman field goal chart
- Made his first field goal against Nebraska
- 2023 U.S. Army Bowl All-American, IFCA Top 50 All-State team, On3 Indiana Mr. Football Kicker in 2023





DILLON THIENEMAN

DEFENSIVE BACK

SO • 6-0 • 207
WESTFIELD, IND. • WESTFIELD

TACKLES	SOLOS	TFLS	PBU	INTERCEPTIONS
64	42	2.5	4	0

SEASON / CAREER HIGHS

TACKLES	FORCED FUMBLES
2024 14 - at Oregon State - 9/21/24	2024 None
Career 14 - 2x last at Oregon State - 9/21/24	Career 2 - at Nebraska - 10/28/23
SOLO TACKLES	INTERCEPTIONS
2024 7 - at Oregon State - 9/21/24	2024 None
Career 10 - 2x vs. Syracuse - 9/16/23	Career 2 - vs. Indiana - 11/25/23
TACKLES-FOR-LOSS	
2024 1 - 2x last at Wisconsin - 10/5/24	
Career 1 - 4x last at Wisconsin - 10/5/24	

THIENEMAN'S RANKINGS

CATEGORY	NCAA	BIG	STAT
Total Tackles	57	6	7.9
Total Tackles by Defensive Backs	16	1	6.3
Solo Tackles	12	2	5.1
Solo Tackles by Defensive Backs	7	1	4.1

THIENEMAN IN 2024

- Is in his second season as one of the top defensive backs in all of college football
- Opened the year with a pair of solo tackles and three punt returns for 29 yards vs. Indiana State
- Posted a team-high nine tackles vs. Notre Dame, for his ninth time leading the team in stops
- Matched career high with 14 tackles on the road at Oregon State
- Leads the team in tackles and solo tackles, ranking sixth and second, respectively, in the Big Ten in both categories
- Posted his sixth career double-digit tackle game against Northwestern

AN ALL-AMERICAN START

- Purdue's seventh player named Big Ten Freshman of the Year, and fifth defensive back in league history (Stuart Schweigert, Charles Woodson, Jabrill Peppers and Brandon Joseph)
- The 50th All-American in program history, Purdue's first All-America defensive back since Steve Jackson in 1990 (Gannett News Service) as well as the first AP All-America Boilermaker since College Football Hall of Famer Rod Woodson (1986).
- Ended the campaign ranked third nationally in interceptions (6) and solo tackles (74), leading all freshmen and setting new Purdue freshman records.
- His six interceptions were double the nearest freshmen, while his 74 solo tackles ranked first amongst all Big Ten defenders
- Passed Stuart Schweigert's freshman record of five interceptions in a season with six
- Was the eighth Boilermaker with six picks in a season, the first since Ricardo Allen in 2013
- Broke Rod Woodson's Purdue freshman record of solo tackles in a single season, who ended his 1983 freshman campaign with 67 solo tackles
- Thieneman was one of two freshmen since 2005 to record 100 tackles and five interceptions.
- Targeted just 11 times last year as the primary defender in coverage, the lowest of any defensive back with at least 300 snaps. Of the 11 targets, six resulted in interceptions and two were broken up

THIENEMAN QUOTABLES

"Dillon Thieneman might be the most feared defensive back in the country."
- David Hale (ESPN)
"He's got range that I don't think 80% of NFL safeties have right now."
- Dalton Wasserman (PFF College)
"This is a guy that is going to play a decade in the NFL, and I can't wait to watch his career."
- Jake Butt (BTN Analyst)
"He is as much of a freak athlete we have at any position in college football right now."
- Dalton Wasserman (PFF College)
"He is the best single-high safety in college football." - Max Chadwick (PFF College)
"It's like he was created in a lab somewhere...Have I coached anybody like him before? No I haven't. Not as talented as he is." - Ryan Walters

THIENEMAN CAREER LINE

Year	Games	Starts	Solo	Ast	Total	TFL	PBU	FF	FR	BLK	Sacks	INT
2023	12	12	74	32	106	2.0	2	2	0	0	0	6
2024	8	8	41	22	63	2.5-6	4	0	0	0	1	0
Total	20	20	115	54	169	4.5-12	6	2	0	0	1	6

2024 AS A SOPHOMORE AT PURDUE

Date	Opponent	Solo	AST	TOT	TFL-YDS	SACK-YDS	FF-FR-YDS	INT-YDS	QBH	BRK
8/31	Indiana State	2	0	2	0-0	0-0	0-0-0	0-0	0	0
9/14	Notre Dame	6	3	9	1.0-2	1.0-0	0-0-0	0-0	0	0
9/21	at Oregon State	7	7	14	0-0	0-0	0-0-0	0-0	0	0
9/28	Nebraska	6	3	9	0-0	0-0	0-0-0	0-0	0	0
10/5	at Wisconsin	6	2	8	0.5-1	0.0	0-0-0	0-0	0	3
10/12	at Illinois	6	2	8	0.0-0	0.5-1	0-0-0	0-0	0	0
10/18	Oregon	3	2	5	0.0-0	0.0-0	0-0-0	0-0	0	0
11/2	Northwestern	7	3	10	0.0-0	0.0-0	0-0-0	0-0	0	1
11/9	at Ohio State									
11/16	Penn State									
11/22	at Michigan State									
11/30	at Indiana									

2023 AS A FRESHMAN AT PURDUE

Date	Opponent	Solo	AST	TOT	TFL-YDS	SACK-YDS	FF-FR-YDS	INT-YDS	QBH	BRK
9/02	Fresno St.	10	0	10	0-0	0-0	0-0-0	1-0	0	0
9/09	at Virginia Tech	6	1	7	0-0	0-0	0-0-0	1-0	0	0
9/16	Syracuse	10	4	14	0-0	0-0	0-0-0	0	0	0
9/22	Wisconsin	3	4	7	0-0	0-0	0-0-0	0	1	0
9/30	Illinois	5	2	7	0-0	0-0	0-0-0	0	0	1
10/07	at Iowa	7	1	8	0-0	0-0	0-0-0	1-26	0	0
10/14	Ohio St.	4	5	9	0-0	0-0	0-0-0	0-0	0	0
10/28	at Nebraska	7	5	12	1.0-4	0-0	2-0-0	0-0	0	0
11/04	at Michigan	3	2	5	0-0	0-0	0-0-0	0-0	0	1
11/11	Minnesota	5	4	9	0-0	0-0	0-0-0	0-0	0	0
11/18	at Northwestern	6	4	10	0-0	0-0	0-0-0	1-0	0	0
11/25	Indiana	8	0	8	1.0-	0-0	0-0-0	2-32	0	0

THIENEMAN RANKINGS IN 2023

CATEGORY	NCAA	BIG	STAT
Interceptions Per Game	3	2	6
Interceptions Per Game by a Freshman	1	1	6
Solo Tackles Per Game	3	2	6.2
Solo Tackles Per Game by a Freshman	1	1	6.2
Total Tackles Per Game	31	5	8.8
Total Tackles Per Game by a Freshman	1	1	8.8

THIENEMAN'S TROPHY CABINET

2024

- Second Team AP Preseason All-America, Walter Camp, Sporting News, Phil Steele, Athlon)
- First Team Preseason All-Big Ten (Phil Steele, Athlon Sports)
- Chuck Bednarik Award, Bronko Nagurski Trophy, Jim Thorpe Award, Lott IMPACT Trophy Watch Lists

2023

- FWAA Defensive Freshman of the Year
- Thompson-Randle El Big Ten Freshman of the Year
- 247Sports True Freshman of the Year
- Shaun Alexander Freshman of the Year Finalist
- Third Team All-America (AP), Fourth Team All-America (Phil Steele)
- First Team Freshman All-America (The Athletic, 247Sports)
- Second Team All-Big Ten (Coaches, AP, Phil Steele), Third Team All-Big Ten (Media)
- USA TODAY Big Ten Newcomer of the Year
- PFF All-Big Ten Team
- Big Ten Freshman of the Week - Sept. 5, Oct. 9, Oct. 30, Nov. 13, Nov. 27
- 247Sports, FWAA, The Athletic, On3 Midseason True Freshman All-American

A FAMILIAR NAME

- A familiar last name is back on a Purdue jersey with Thieneman.
- Dillon Thieneman joined the Boilermaker bloodline shared by his older brothers, Jacob (2016-18) and Brennan (2017-20), who both were safeties at Purdue.
- Jacob recorded 154 tackles over his final two seasons in the Purdue secondary, while Brennan played in every game over his last three seasons as a Boilermaker.
- Enrolling early in January 2023, Dillon impressed the coaching staff, earning a starting spot during camp heading into his freshman season.

PERSONAL

Major: Engineering	Parents: Ken and Shannon
Birthdate: Aug. 8, 2004	Siblings: Jake, Brennan and Kiera





THE DEFENSE


**0 • JEFFREY M'BA** (MMM-ba)

Sr. • DL • 6-6 • 302 • Libreville, Gabon • Independence CC • Auburn

GP/GS	TOT	TFL	SACK	INT	QBH	FF-FR
8/8	20	0.0	0.0	0	0	0-0

LAST GAME - 2 total, 1 solo

- Recorded second career sack and first as a Boilermaker against Ohio State last year
- No. 1-ranked junior college player in the nation - 50 tackles, 15 for loss at Independence in 2021-22
- Started playing football four years ago in France for the Pionniers de Touraine


**91 • COLE BREVARD**

Sr. • DL • 6-3 • 333 • Carmel, Ind. • Carmel • Penn State

GP/GS	TOT	TFL	SACK	INT	QBH	FF-FR
8/8	14	4.0	0.0	0	0	0-0

LAST GAME - 3 total, 1 solo

- Third on the team in tackles-for-loss this season
- Matched school record with two fumble recoveries at Nebraska last year
- Devoted Star Wars fan, biggest one on the team


**95 • JOE ANDERSON**

Sr. • DL • 6-4 • 290 • Murfreesboro, Tenn. • Oakland • South Carolina

GP/GS	TOT	TFL	SACK	INT	QBH	FF-FR
7/7	13	0.5	0.0	0	0	0-0

LAST GAME - 3 total, 1 solo

- Blocked a field goal against Nebraska
- Tallied a career-high 16 tackles with nine solos and two for loss last season
- Guided Oakland to the 2018 Tennessee Class 6A State Championship


**15 • WILL HELDT**

So. • RUSH • 6-6 • 265 • Carmel, Ind. • Carmel

GP/GS	TOT	TFL	SACK	INT	QBH	FF-FR
8/8	37	7.5	5.0	0	5	0-1

LAST GAME - 3 solo, 1 TFL, 1 QBH

- Tied for seventh in the Big Ten in sacks
- Returned fumble recovery 16 yards for a touchdown vs. Illinois, his first career touchdown
- Already set career highs this season in tackles, tackles-for-loss and sacks (tied team lead)

**4 • KYDRAN JENKINS** (KAY-dran)

Sr. • LB • 6-1 • 253 • Louisville, Ga. • Jefferson County

GP/GS	TOT	TFL	SACK	INT	QBH	FF-FR
8/8	58	8.5	5.5	0	3	0-0

LAST GAME - 6 total, 3 solo, 0.5 sack, 0.5 TFL

- Sixth in the Big Ten in sacks, ninth in total tackles
- Sixth in Purdue history with 22 sacks, 12th player in Purdue history with 40 TFLs
- Two-time All-Big Ten honorable mention


**11 • ANTONIO STEVENS**

Sr. • DB • 6-2 • 217 • Nashville, Tenn. • Battle Ground

GP/GS	TOT	TFL	SACK	INT	PBU	FF-FR
6/6	32	1.5	0.0	1	1	0-0

LAST GAME - 7 total, 5 solo, 1 INT

- Intercepted first career pass against Northwestern
- Missed two games due to injury, returned vs. Illinois
- No. 27-rated safety in the 2020 class by ESPN


**17 • SHITTA SILLAH** (SHEET-uh sill-AH)

Sr. • RUSH • 6-4 • 251 • Somerset, N.J. • Mater Dei Prep • Boston College

GP/GS	TOT	TFL	SACK	INT	PBU	FF-FR
8/5	17	3.5	1.0	0	0	0-0

LAST GAME - Appeared on defense and special teams

- Joined Purdue in the spring of 2024, after five years at Boston College, appearing in 39 games
- Tallied 80 tackles, 50 solos, 12 tackles-for-loss and 6.5 sacks with the Eagles
- Named No. 1 OLB prospect in New Jersey and New Jersey's ninth-best prospect per 247Sports


**14 • YANNI KARLAFTIS** (YAH-nee)

Jr. • LB • 6-3 • 235 • West Lafayette, Ind. • West Lafayette

GP/GS	TOT	TFL	SACK	INT	PBU	FF-FR
8/4	43	1.0	0.0	0	1	0-0

LAST GAME - 8 total, 4 solo

- Posted a season-high eight stops against Nebraska and Oregon
- Finished fourth on the team with 55 tackles, including 28 solos, in 2023
- Brother of All-American and two-time Super Bowl champion George Karlaftis

**40 • HUDSON MILLER**

So. • LB • 6-0 • 235 • Indianapolis, Ind. • Cathedral

GP/GS	TOT	TFL	SACK	INT	QBH	FF-FR
8/1	19	0.0	0.0	0	1	0-0

LAST GAME - 5 total, 4 solo

- Made first career start against Northwestern
- Stepped into a primary role on defense, after playing on most special team units
- Appeared in 11 games last season on special teams


**34 • DAMARJHE LEWIS**

Jr. • DL • 6-3 • 300 • Griffin, Ga. • Griffin • Indiana

GP/GS	TOT	TFL	SACK	INT	QBH	FF-FR
5/1	14	3.0	0.0	0	0	0-0

LAST GAME - Did not play

- Fourth on the team in tackles-for-loss, blocked a field goal against Nebraska
- Appeared in two games over 2022 & 2023 due to injuries
- 2019 Georgia 3-AAAA Defensive Player of the Year


**10 • KYNDRICH BREEDLOVE** (KEN-drick)

Jr. • DB • 5-11 • 185 • Nashville, Tenn. • Pearl-Cohn • Ole Miss • Colorado

GP/GS	TOT	TFL	SACK	INT	PBU	FF-FR
8/7	27	1.0	0.0	3	4	0-0

LAST GAME - 2 solo

- Fourth in the Big Ten with three interceptions, 18th nationally
- Picked off a pair of passes against Wisconsin and another one against Oregon
- Joined Purdue in 2024 after spending time at Ole Miss and Colorado


**2 • NYLAND GREEN** (NVE-land)

Jr. • DB • 6-1 • 186 • Covington, Ga. • Newton • Georgia

GP/GS	TOT	TFL	SACK	INT	PBU	FF-FR
4/3	11	1.0	1.0	-	4	1-0

LAST GAME - 3 total, 2 solo, 1 PBU

- Recorded first career sack and forced fumble at Illinois, missed first three games with injury
- Appeared in 29 games, helping the Bulldogs win the 2022 National Championship
- Consensus four-star prospect, ranked as the No. 5 DB recruit in the country by 247Sports


**92 • MO OMONODE** (oh-MO-na-day)

Jr. • DL • 6-0 • 286 • West Lafayette, Ind. • West Lafayette

GP/GS	TOT	TFL	SACK	INT	QBH	FF-FR
7/0	9	2.0	1.0	0	0	0-0

LAST GAME - Appeared on defense

- Part of the rotation on the defensive line
- Appeared in 29 games during first two seasons at Purdue with 21 tackles and 3.0 for-loss
- Consensus 3-star defensive lineman and the No. 19 prospect in Indiana according to Rivals


**12 • TARRION GRANT** (tah-RON)

Fr. • DB • 6-2 • 197 • Sumter S.C. • Siegel

GP/GS	TOT	TFL	SACK	INT	QBH	FF-FR
8/3	7	0.0	0.0	0	0	1-0

LAST GAME - 1 solo

- Fifth true freshman to start a season opener on defense in the last 20 years
- Five-star recruit, reclassified into the 2024 class, 6-3A Athlete of the Year, All-State, All-District
- Posted a 10.71 100-meter dash and jumped 23.05 meters in the long jump in track

**32 • JOSEPH JEFFERSON II**

So. • DB • 6-0 • 190 • Indianapolis, Ind. • Pike

GP/GS	TOT	TFL	SACK	INT	PBU	FF-FR
8/2	26	1.0	0.0	0	0	0-0

LAST GAME - Appeared on defense and special teams

- Started for first time in his career against Nebraska and Wisconsin
- Posted a career-high 10 tackles, six solos, and his first career tackle-for-loss against Oregon State
- One of the lead players on special teams, featuring on most kick and return units

**30 • KEELAN CRIMMINGS**

Jr. • P • 6-3 • 223 • Spotswood, Australia • Mississippi State

NO.	YDS	AVG	LG	FC	I20	50+
40	1,836	44.8	64	18	10	7

LAST GAME - 4 punts, 46.5 avg, 55 long, 1 50+, 2 i20

- Fourth in the Big Ten in punting average, ranking 20th nationally
- Ranked as the No. 7 punter in Australia and No. 3 punter in Prokick Australia
- Played Australian rules football for the Western Jets Under-18 squad, as well as cricket



RYAN WALTERS

HEAD COACH

OVERALL: 5-15 | BIG TEN: 3-11

THE WALTERS FILE

Birthdate: Jan. 21, 1986 (Age 38) in Los Angeles, Calif.
Wife: Tara
Children: Aaron & Cason
High School: Grandview High School (Aurora, Colo.)
College: Colorado (2008) - History & Ethnic Studies
Year Coaching: 16th

AS HEAD COACH AT PURDUE

YEAR:	2nd
OVERALL RECORD:	5-15
BIG TEN RECORD:	3-11
HOME:	4-8
ROAD / NEUTRAL:	1-7
VS. RANKED:	0-5
WHEN RANKED:	N/A
RANKED VS. RANKED:	N/A
VS. AP TOP 10:	0-2
BOWL GAMES:	N/A

FBS COACHES UNDER 40 YEARS OLD

Coach	School	Age*
Kenny Dillingham	Arizona State	34
Scotty Walden	UTEP	34
G.J. Kinne	Texas State	35
Ryan Walters	Purdue	38
Marcus Freeman	Notre Dame	38
Michael Desormeaux	Louisiana	38
Dan Lanning	Oregon	38
Sean Lewis	San Diego State	38
Sherrone Moore	Michigan	38
Eric Morris	North Texas	38
David Braun	Northwestern	39

*Age at start of the 2024 season

Considered one of the nation's fastest rising young coaches, Ryan Walters is in his second season as head coach of the Boilermakers. Walters was announced as the 37th head coach in Purdue Football history on Dec. 13, 2022.

During his first season at Purdue, Walters and the Boilermakers faced one of the toughest schedules in the country. As the Boilermakers prepared to play Northwestern in their 11th game of the season, all 11 teams on Purdue's schedule up to that point, including the Wildcats, did not have a losing record. Despite the gauntlet, Purdue tied for fourth in the Big Ten West and won both rivalry games to keep possession of the Cannon Trophy (Illinois) and the Old Oaken Bucket (Indiana) for the third straight season.

In Walters' debut season guiding the Old Gold and Black, Purdue found success in all three phases of the game. The offense led the Big Ten in rushing in conference contests, averaging 184.6 yards per game. That included the Boilermakers rushing for more than 300 yards in back-to-back games for the first time since 1968. The 2,029 rushing yards were the most since 2012, while Purdue became the only team in the Big Ten with two running backs eclipsing 500 yards in conference games (Devin Mockobee - 625, Tyrone Tracy Jr. - 624). Purdue joined national champion Michigan as the only two teams to score seven touchdowns in a Big Ten contest.

On the defensive side of the ball, the Boilermakers recorded 35 sacks, the most since 2004 and the third-most in program history. Individually, Dillon Thieneman became an All-American (Third Team - AP) and was named the Big Ten Freshman of the Year after setting school records for interceptions (6) and solo tackles (74) by a freshman; both marks ranked third nationally by any defender in college football throughout the 2023 campaign. In Walters' defense, the duo of Nic Scourton and Kydran Jenkins had more sacks and TFLs than any other teammates in the conference, as both Boilermakers cracked the Big Ten's Top 3 in both categories.

The 2023 special teams unit averaged 24.2 yards per kickoff return, Purdue's best since 2004 and the fourth-most all-time. Tracy returned a kick 98 yards for a touchdown in the season opener, the first by a Boilermaker since 2013, while ranking second in the Big Ten and 15th nationally in kick return average (25.5).

Walters brought energy and excitement to Purdue Football, as season tickets nearly reached 40,000 and broke the 30,000 mark for the first time since 2007. The Ross-Ade Brigade, Purdue's student section, sold out season tickets for the first time in five years. Ross-Ade Stadium averaged 58,249 fans at each home game, the highest average attendance since 2007.

Hired at age 36 after spending two seasons as Illinois' defensive coordinator and creating the nation's No. 1 scoring defense (12.3 ppg in 2022), Walters became the fourth-youngest coach in the Power 5 conferences behind Kenny Dillingham (32-Arizona State), Kane Wommack (35-South Alabama) and Dan Lanning (36-Oregon) and eighth youngest in the FBS.

Walters elevated Illinois' defensive unit from the back of the pack into one of the nation's elite in just two seasons. Following the 2020 season, in which the Fighting Illini ranked 97th nationally in scoring defense (34.9) and 114th in yards allowed per game (466.8), Walters' first year in Champaign saw his side of the ball rise to 29th (21.9) and 49th (367.0), respectively. In 2022, the results were shown nationwide as Illinois went into the bowl schedule No. 1 nationally in scoring defense (12.3) and No. 2 in yards allowed per game (263.8).

A former safety at Colorado (2004-08), Walters tutored two of the nation's top defensive backs during his two-year stint in Champaign. Among six Illini defenders to earn All-Big Ten recognition in 2021 was safety Kerby Joseph, who was Illinois' first All-Big Ten First Team defensive back since 1989. Two more Illinois defensive backs accomplished the feat in 2022, with Devon Witherspoon and Sydney Brown earning first team accolades from the conference. Witherspoon, notably, became Illinois' first Jim Thorpe Award (top defensive back in college football) finalist in school history this past season.

Walters spent six seasons at Missouri prior to his tenure with the Illini, including three as defensive coordinator. He oversaw an impressive transformation of the Tigers' defense into one of the Southeastern Conference's top units. His 2019 defense ranked in the nation's Top 20 in several categories, including total defense (14th NCAA; 3rd SEC - 312.0) and scoring defense (17th NCAA; 6th SEC - 19.4), while excelling as a Top 10 pass defense (8th in passing yards allowed NCAA; 2nd SEC - 179.3).

Walters previously served as co-defensive coordinator for the 2016 and 2017 seasons in Columbia before being promoted to defensive coordinator permanently ahead of the 2018 season, with Missouri's overall defensive improvement leading the way to an eight-win season and bid to the 2018 AutoZone Liberty Bowl. Previously during bowl preparation in December 2017, Walters ascended to the role of defensive coordinator before the squad's 2017 Texas Bowl appearance after assuming control of the entire secondary ahead of that season. He had focused on the safeties in his first two seasons with the program.

Prior to making the move to Missouri in 2015, Walters coached at Memphis where he spent the 2014 season as cornerbacks coach and oversaw a defense that was among the most improved in the nation when the Tigers went 10-3.

A native of Aurora, Colorado, Walters was a football student-athlete at Colorado, where he was a standout safety for the Buffaloes (2004-08). He started 33 times in 46 career appearances as a Buffalo and earned All-Big 12 Conference Honorable Mention his senior season. He began his coaching career as a student assistant at Colorado, working with the secondary in 2009, and then spent two years on staff at Arizona, where he was a graduate assistant in 2010 before being promoted to defensive backs coach for the 2011 season.

From Arizona, Walters moved to Oklahoma as a graduate assistant cornerbacks coach in 2012, as the Sooners went 10-3 and played in the 2013 Cotton Bowl. He moved to North Texas for the 2013 season, where he oversaw cornerbacks and helped lead UNT to a 9-4 record in its first year in Conference USA.

Prior to his arrival at Illinois, Walters was one of 12 coaching participants in the National Coalition of Minority Football Coaches' inaugural Coalition Academy in April 2020, a first-of-its-kind mentorship program pairing influential athletic directors with minority football coaches.

Walters earned his degree in history from the University of Colorado in December 2008 with dual majors in history and ethnic studies. Walters and his wife Tara have two sons, Aaron and Cason.

WALTERS BY THE NUMBERS

Year	School	Role	Record	Note
2009	Colorado	Student Assistant/Secondary	3-9	
2010	Arizona	Graduate Assistant	7-6	Alamo Bowl
2011	Arizona	Defensive Backs	4-8	
2012	Oklahoma	Graduate Assistant/Cornerbacks	8-1	Cotton Bowl, Big 12 co-Champion
2013	North Texas	Cornerbacks	9-4	Heart of Dallas Bowl Champion
2014	Memphis	Cornerbacks	10-3	Miami Beach Bowl Champion, American co-Champion
2015	Missouri	Safeties	5-7	
2016	Missouri	Co-Defensive Coordinator/Safeties	4-8	
2017	Missouri	Co-Defensive Coordinator	7-6	Texas Bowl
2018	Missouri	Defensive Coordinator/Secondary	8-5	Liberty Bowl
2019	Missouri	Defensive Coordinator/Safeties	6-6	
2020	Missouri	Defensive Coordinator/Safeties	5-5	Music City Bowl (canceled)
2021	Illinois	Defensive Coordinator	5-7	
2022	Illinois	Defensive Coordinator	8-5	ReliaQuest Bowl
2023	Purdue	Head Coach	4-8	First season as a head coach
2024	Purdue	Head Coach	1-7	
Total	Purdue	Head Coach	5-15	





GAME 9 NOTES • Purdue at Ohio State



SINGLE-GAME SUPERLATIVES UNDER WALTERS

MOST POINTS SCORED

1.	49	vs. Minnesota, 11/11/2023 (49-45)
	49	vs. Indiana State, 8/31/2024 (49-0)
	49	at Illinois, 10/12/2024 (49-50)
3.	44	vs. Illinois, 9/30/2023 (44-19)
4.	35	vs. Indiana, 11/25/2023 (35-31)
	35	vs. Fresno State, 9/2/2023 (39-35)

FEWEST POINTS ALLOWED

1.	0	vs. Indiana State, 8/31/2024 (49-0)
2.	17	at Virginia Tech, 9/9/2023 (24-17)
3.	19	vs. Illinois, 9/30/2023 (44-19)
4.	20	at Iowa, 10/7/2023 (20-14)
5.	23	at Northwestern, 11/18/2023 (23-15)

MOST FIRST DOWNS

1.	29	vs. Syracuse, 9/16/2023
2.	26	vs. Illinois, 9/30/2023
	26	vs. Indiana State, 8/31/2024
4.	25	vs. Minnesota, 11/11/2023
	25	vs. Indiana, 11/30/2023

FEWEST FIRST DOWNS ALLOWED

1.	11	vs. Indiana State, 8/31/2024
2.	12	at Northwestern, 11/18/2023
3.	13	at Iowa, 10/7/2023
4.	14	at Nebraska, 10/28/2023
5.	17	vs. Illinois, 9/30/2023

MOST RUSHING ATTEMPTS

1.	54	at Northwestern, 11/18/2023
2.	47	vs. Indiana, 11/25/2023
3.	46	at Virginia Tech, 9/9/2023
4.	45	vs. Illinois, 9/30/2023
5.	44	vs. Minnesota, 11/11/2023

MOST RUSHING YARDS

1.	353	vs. Minnesota, 11/11/2023
2.	303	at Northwestern, 11/18/2023
3.	263	at Oregon State, 9/21/2024
4.	248	vs. Indiana State, 8/31/2024
5.	239	at Illinois, 10/12/2024

MOST RUSHING TOUCHDOWNS

1.	4	vs. Minnesota, 11/11/2023
2.	3	at Virginia Tech, 9/9/2023
	3	vs. Illinois, 9/30/2023
	3	vs. Indiana State, 8/31/2024
5.	2	5x last, at Illinois, 10/12/2024

FEWEST RUSHING YARDS ALLOWED

1.	11	at Virginia Tech, 9/9/2023
2.	99	at Northwestern, 11/18/2023
3.	104	vs. Indiana State, 8/31/2024
4.	115	vs. Minnesota, 11/11/2023
5.	116	vs. Fresno State, 9/2/2023

MOST PASSES COMPLETED

1.	32	vs. Syracuse, 9/16/2023
2.	25	vs. Iowa, 10/7/2023
	25	vs. Northwestern, 11/2/2024
4.	24	vs. Indiana State, 8/31/2024
5.	23	at Virginia Tech, 9/9/2023

MOST PASSES ATTEMPTED

1.	46	vs. Syracuse, 9/16/2023
2.	41	vs. Northwestern, 11/2/2024
3.	40	vs. Iowa, 10/7/2023
4.	38	vs. Wisconsin, 9/22/2023
5.	35	vs. Ohio State, 10/14/2023

MOST PASSING YARDS

1.	335	vs. Indiana State, 8/31/2024
2.	323	vs. Syracuse, 9/16/2023
3.	297	at Illinois, 10/12/2024
4.	290	vs. Northwestern, 11/2/2024
5.	275	vs. Indiana, 11/25/2023

MOST PASSING TOUCHDOWNS

1.	4	vs. Indiana State, 8/31/2024
2.	3	vs. Minnesota, 11/11/2023
	3	vs. Indiana, 11/25/2023
	3	at Illinois, 10/12/2024
5.	2	vs. Fresno State, 9/2/2023
	2	vs. Illinois, 9/30/2023

FEWEST COMPLETIONS ALLOWED

1.	5	vs. Indiana State, 8/31/2024
2.	6	at Iowa, 10/7/2023
	6	at Nebraska, 10/28/2023
4.	10	at Oregon State, 9/21/2024
5.	13	at Northwestern, 11/18/2023

FEWEST PASSING YARDS ALLOWED

1.	50	vs. Indiana State, 8/31/2024
2.	104	at Oregon State, 9/21/2024
3.	110	at Iowa, 10/7/2023
4.	122	at Nebraska, 10/28/2023
5.	184	vs. Syracuse, 9/16/2023

MOST YARDS OF TOTAL OFFENSE

1.	604	vs. Minnesota, 11/11/2023
2.	583	vs. Indiana State, 8/31/2024
3.	536	at Illinois, 10/12/2024

FEWEST YARDS OF TOTAL OFFENSE ALLOWED

1.	154	vs. Indiana State, 8/31/2024
2.	277	at Nebraska, 10/28/2023
3.	286	at Virginia Tech, 9/9/2023

MOST SACKS

1.	6	vs. Illinois, 9/30/2023
2.	5	vs. Syracuse, 9/16/2023
	5	vs. at Northwestern, 11/18/2023
	5	at Illinois, 10/12/2024

MOST TACKLES-FOR-LOSS

1.	11	vs. Indiana State, 8/31/2024
2.	9	at Virginia Tech, 9/9/2023
	9	at Nebraska, 10/28/2023
	9	at Illinois, 10/12/2024

MOST INTERCEPTIONS

1.	3	vs. Indiana, 11/25/2023
2.	2	at Virginia Tech, 9/9/2023
	2	at Wisconsin, 10/5/2024

LONGEST SCORING DRIVES (PLAYS)

Plays	14	75-yard drive, TD, vs. Syracuse, 9/16/2023
Yards	95	9-play drive, TD, vs. Minnesota, 11/11/2023
Time	8:08	13-play, 55-yard, FG, vs. Nebraska, 9/28/24

LONGEST TOUCHDOWN (YARDS)

1.	98	Tyrone Tracy, kickoff return, vs. Fresno State, 9/2/2023
2.	84	Hudson Card pass to Deion Burks, vs. Fresno State, 9/2/2023
3.	69	Elijah Jackson rush, vs. Indiana State, 8/31/2024

MOST PASSING YARDS BY A PLAYER

1.	323	Hudson Card, vs. Syracuse, 9/16/2023
2.	297	Ryan Browne, at Illinois, 10/12/2024
3.	275	Hudson Card, vs. Indiana, 11/25/2023

MOST RUSHING YARDS BY A PLAYER

1.	168	Devin Mockobee, at Oregon State, 9/21/2024
2.	160	Tyrone Tracy Jr., at Northwestern, 11/18/2023
3.	153	Devin Mockobee, vs. Minnesota, 11/11/2023

MOST RECEIVING YARDS BY A PLAYER

1.	152	Deion Burks, vs. Fresno State, 9/2/2023
2.	133	Max Klare, at Illinois, 10/12/2024
3.	114	Abdur-Rahmaan Yaseen, vs. Syracuse, 9/16/2023

MOST TACKLES BY A PLAYER

1.	16	Kydran Jenkins, at Oregon State, 9/21/2024
2.	14	Dillon Thieneman, at Oregon State, 9/21/2024
	14	Dillon Thieneman, vs. Syracuse, 9/16/2023
4.	12	Dillon Thieneman, at Nebraska, 10/28/2023
5.	10	Dillon Thieneman, vs. Fresno State, 9/2/2023
	10	Dillon Thieneman, at Northwestern, 11/18/2023
	10	Kydran Jenkins at Illinois, 10/12/2024

MOST TACKLES-FOR-LOSS BY A PLAYER

1.	4.5	Kydran Jenkins, at Nebraska, 10/28/2023
2.	3.5	Nic Scourton, at Virginia Tech, 9/9/2023
3.	3.0	Nic Scourton, at Nebraska, 10/28/2023
	3.0	Will Heldt, vs. Indiana State, 8/31/2024
	3.0	Kydran Jenkins, at Oregon State, 9/21/2024

MOST SACKS BY A PLAYER

1.	2	Khordae Sydnor, at Northwestern, 11/18/2023
	2	Nic Scourton, at Michigan, 11/4/2023
	2	Kydran Jenkins, at Nebraska, 10/28/2023
	2	Nic Scourton, vs. Indiana, 11/25/2023
	2	Will Heldt, vs. Indiana State, 8/31/2024
	2	Kydran Jenkins, at Oregon State, 9/21/2024

MOST INTERCEPTIONS BY A PLAYER

1.	2	Dillon Thieneman, vs. Indiana, 11/25/2023
	2	Kyndrich Breedlove at Wisconsin, 10/5/2024
3.	1	Many

WALTERS BY THE NUMBERS

STAT	2023	2024	Total
Overall	4-8	1-7	5-15
Big Ten	3-6	0-5	3-11
Non-Conference	1-2	1-2	2-4
<u>Bowl/Current Streak</u>			
At Ross-Ade Stadium	3-4	1-4	4-8
True Road Games	1-4	0-3	1-7
Neutral Site			
Day game	4-5	1-5	5-10
Night game	0-3	0-1	0-4
NBC	1-2		1-2
Peacock	1-2	0-1	1-3
BTN	1-2	1-2	2-4
CBS		0-1	0-1
FOX		0-1	0-1
FS1	0-2	0-1	0-3
ABC			
ESPN	1-0		1-0
CW		0-1	0-1
August	-	1-0	1-0
September	2-3	0-4	2-7
October	0-3	0-2	0-5
November	2-2	0-1	2-3
December	-		
January	-		
vs. FBS Top-25 teams	0-2	0-3	0-5
vs. FBS non-ranked teams	4-6	0-4	4-10
vs. FCS teams	-	1-0	1-0
On artificial turf	0-3	0-3	0-6
On natural grass	4-5	1-4	5-9
Scoring first	1-1	1-1	2-2
Opponent scores first	3-7	0-6	3-13
Scoring on First Drive	2-1	1-0	3-1
Opp Scoring on First Drive	2-5	0-4	2-9
Leading after 1st quarter	2-0	1-0	3-0
Tied/Trailing after 1st quarter	2-8	0-7	2-15
Leading at halftime	2-1	1-0	3-1
Tied/Trailing at halftime	2-7	0-7	2-14
Leading after 3rd quarter	3-1	1-0	4-1
Tied/Trailing after 3rd quarter	1-7	0-7	1-14
Overtime	-	0-2	0-2
Scoring 0-14 points	0-4	0-4	0-8
Scoring 15-28 points	1-2	0-2	1-4
Scoring 29-39 points	1-2		1-2
Scoring 40+ points	2-0	1-1	3-1
Allowing 0-14 points	-	1-0	1-0
Allowing 15-28 points	2-3	0-2	2-5
Allowing 29+ points	2-5	0-5	2-10
Rushing for 100 yds or more	4-6	1-3	5-9
Rushing for under 100 yds	0-2	0-4	0-6
Opp Rushes for 100 yds or more	3-7	1-7	4-14
Opp Rushes for under 100 yds	1-1		1-1
Passing for 300 yds or more	1-1	1-0	2-1
Passing for under 300 yds	3-7	0-7	3-14
Opp Passes for 300 yds or more	1-5	0-4	1-9
Opp Passes for under 300 yds	3-3	1-3	4-6
Outgains opponent	4-3	1-0	5-3
Outgained by opponent	0-5	0-7	0-12
Total offense 300+ yds	4-5	1-4	5-9
Allow 300+ yds total offense	3-6	0-7	3-13
Total offense 400+ yds	4-2	1-1	5-3
Allow 400+ yds total offense	1-4	0-7	1-11
Total offense 500+ yds	1-0	1-1	2-1
Allow 500+ yds total offense	-	0-3	0-3
No turnovers	3-2	0-2	3-4
Less than three turnovers	4-2	1-6	5-8
Three or more turnovers	0-4		0-4
No takeaways	1-0	1-3	2-3
Three or more takeaways	1-1		1-1
Wins the turnover battle	2-2	0-2	2-4
Wins time of possession	4-3	0-2	4-5
Games decided by 1-8 points	2-3	0-2	2-5
Games decided by 9-16 points	0-2	0-1	0-3
Games decided by 17-24 points	1-2	0-1	1-3
Games decided by 25+ points	1-1	1-3	2-4





GAME 9 NOTES • Purdue at Ohio State



2024 ROSTER

No.	Name	Cl.	Pos.	Ht.	Wt.	Hometown (High School/Previous College)
0	Jayden Dixon-Veal	Sr.	WR	6-0	190	Rancho Cucamonga, Calif. (College of San Mateo)
0	Jeffrey M'Ba	Sr.	DL	6-6	302	Libreville, Gabon (Auburn)
1	Markevious Brown	Sr.	DB	5-11	176	Pahokee, Fla. (Ole Miss)
1	Hudson Card	Sr.	QB	6-3	210	Austin, Texas (Texas)
2	Nyland Green	Jr.	DB	6-1	186	Covington, Ga. (Georgia)
2	Luke Jones	R-Fr.	WR	6-0	168	Deerfield, Ill. (Deerfield)
3	Jaheim Merriweather	Fr.	RB	6-2	210	Jackson, Tenn. (Bearden)
3	Derrick Rogers Jr.	So.	DB	6-1	175	Orlando, Fla. (Jones)
4	Kam Brown	Sr.	WR	6-1	185	Colleyville, Texas (UCLA)
4	Kydran Jenkins	Sr.	LB	6-1	253	Louisville, Ga. (Jefferson County)
5	Marcos Davila	Fr.	QB	6-3	244	Midland, Texas (Midland Legacy)
5	Luke Williams	Fr.	DB	5-11	168	Naperville, Ill. (Naperville North)
6	Smiley Bradford	Fr.	DB	6-0	195	St. Louis, Mo. (East St. Louis)
6	Arhmad Branch	R-Fr.	WR	6-0	180	Festus, Mo. (Festus)
7	Jahmal Edrine	Jr.	WR	6-3	215	Ft. Lauderdale, Fla. (FAU)
7	Salim Turner-Muhammad	Sr.	DB	6-0	195	Corona, N.Y. (Stanford)
8	CJ Madden	So.	RUSH END	6-4	263	Ellenwood, Ga. (Georgia)
8	De'Nylon Morrisette	So.	WR	6-1	200	Stone Mountain, Ga. (Georgia)
9	CJ Smith	So.	WR	6-3	195	Apopka, Fla. (Georgia)
9	Joe Strickland	So.	DL	6-4	289	Indianapolis, Ind. (Brebeuf)
10	Kyndrich Breedlove	Jr.	DB	5-11	185	Nashville, Tenn. (Colorado)
10	Jesse Watson	Fr.	WR	5-9	160	St. Louis, Mo. (East St. Louis)
11	Tra'Mar Harris	Fr.	WR	6-1	182	Cincinnati, Ohio (Winton Woods)
11	Antonio Stevens	Sr.	DB	6-2	217	Nashville, Tenn. (Battle Ground Academy)
12	Tarrion Grant	Fr.	DB	6-2	197	Sumter, S.C. (Siegel (Tenn.))
12	Leland Smith	So.	WR	6-4	219	Houston, Texas (Fullerton College)
13	Koy Beasley	Fr.	DB	5-10	187	Cincinnati, Ohio (La Salle)
13	Jaron Tibbs	So.	WR	6-3	214	Indianapolis, Ind. (Cathedral)
14	Yanni Karlaftis	Jr.	LB	6-3	235	West Lafayette, Ind. (West Lafayette)
14	Jake Wilson	R-Fr.	QB	6-2	190	Trophy Club, Texas (Byron Nelson)
15	Ryan Browne	R-Fr.	QB	6-4	210	Clarkston, Mich. (Venice (Fla.))
15	Will Heldt	So.	RUSH END	6-6	265	Carmel, Ind. (Carmel)
16	Hudauri Hines	Fr.	DB	6-1	203	Indianapolis, Ind. (Franklin Central)
16	Shamar Rigby	Fr.	WR	6-3	187	St. Petersburg, Fla. (Clearwater Central Catholic)
17	Christian Gelov	Sr.	QB	6-0	178	Noblesville, Ind. (TCU)
17	Shitta Sillah	Sr.	RUSH END	6-4	251	Somerset, N.J. (Boston College)
18	Demeco Kennedy	Fr.	DL	6-2	291	Lexington, Ky. (Frederick Douglass)
18	Bennett Meredith	So.	QB	6-3	200	Hoover, Ala. (Arizona State)
19	Botros Alisandro	Jr.	DB	6-1	186	Manchester, N.H. (Snow College)
19	Tayvion Galloway	Fr.	TE	6-5	235	Chillicothe, Ohio (Pickerington Central)
20	Winston Berglund	R-Fr.	LB	6-2	235	Carmel, Ind. (Carmel)
20	Carson Kitchel	Fr.	QB	6-2	193	West Lafayette, Ind. (West Lafayette)
21	D'Mon Marable	Fr.	DB	6-0	205	Knoxville, Tenn. (Clinton)
22	Owen Davis	R-Fr.	LB	6-3	245	Richwood, Ohio (North Union)
23	Reggie Love III	Sr.	RB	5-11	215	St. Louis, Mo. (Illinois)
23	Trey Smith	R-Fr.	RUSH END	6-4	245	Apopka, Fla. (Illinois)
24	Anthony Brown	So.	DB	6-0	195	Detroit, Mich. (Arkansas)
25	Ty Hudkins	Fr.	DB	5-11	197	Grand Rapids, Mich. (Forest Hills Central)
26	Andrew Sowinski	Sr.	WR	6-0	205	Indianapolis, Ind. (Chatard)
27	Zeke Williams	So.	DB	5-10	190	Naperville, Ill. (Northern Illinois)
28	Addai Lewellen	Jr.	RB	5-8	181	Royal Center, Ind. (Pioneer)
29	Earl Kulp	Fr.	DB	6-0	187	Canton, Ohio (St. Thomas Aquinas (Fla.))
30	Keelan Crimmins	Jr.	P	6-3	223	Spotswood, Australia (Mississippi State)
31	Dillon Thieneman	So.	DB	6-0	207	Westfield, Ind. (Westfield)
32	Joseph Jefferson	So.	DB	6-0	190	Indianapolis, Ind. (Pike)
33	Elijah Jackson	R-Fr.	RB	5-10	191	Indianapolis, Ind. (Lawrence Central)
34	Damarjhe Lewis	Jr.	DL	6-3	300	Griffin, Ga. (Indiana)
35	Spencer Porath	Fr.	K	5-11	201	Brownsburg, Ind. (Brownsburg)
36	RJ Lopez	Sr.	K	5-11	180	Huntington Beach, Calif. (UCLA)
37	Antonio Harris	Fr.	RB	6-0	200	Chandler, Ind. (Castle)
37	Joey Sumlin	R-Fr.	LB	6-1	222	Tucson, Ariz. (IMG Academy)
38	Luke Pettaway	R-Fr.	DB	6-0	185	Naperville, Ill. (Naperville North)
39	Ben Freehill	Sr.	K	6-1	195	Gibson City, Ill. (Oklahoma State)
40	Hudson Miller	So.	LB	6-0	235	Indianapolis, Ind. (Cathedral)
41	Ben Furtney	Sr.	FB	6-0	240	South Elgin, Ill. (St. Charles North)
42	Cooper Kitchel	Fr.	LB	6-2	203	West Lafayette, Ind. (West Lafayette)
43	Landon Heard	R-Fr.	DB	5-11	195	Los Gatos, Calif. (Los Gatos)
43	Claude Strnad	R-Fr.	LS	6-3	230	Wilmette, Ill. (Illinois State)
44	Nick Levy	Jr.	LS	5-10	230	Ashburn, Va. (William & Mary)
44	Ayden Murray	Fr.	DB	5-10	176	Shaker Heights, Ohio (Shaker Heights)
45	Devin Mockabee	Jr.	RB	6-0	207	Boonville, Ind. (Boonville)
46	Sterling Smith	So.	DB	6-1	192	Indianapolis, Ind. (Holy Cross)

COACHING AND SUPPORT STAFF

Head Coach	Ryan Walters
Associate Head Coach/Wide Receivers	Cory Patterson
Defensive Coordinator/Inside Linebackers	Kevin Kane
Offensive Analyst:	Jason Simmons
Cornerbacks	Sam Carter
Running Backs	Lamar Conard
Outside Linebackers	Joe Dineen
Defensive Line	Brick Haley
Offensive Line	Marcus Johnson
Safeties	Grant O'Brien
Special Teams Coordinator	Chris Petrilli
Tight Ends:	Justin Sinz
Senior Defensive Analyst:	Andy Buh
Senior Defensive Analyst:	Preston Gordon
Senior Offensive Analyst (coaching quarterbacks):	Stanton Keane
Offensive Analyst:	Angel Matute
Defensive Analyst:	T.J. McCollum
Defensive Analyst:	Jeff Smart
Defensive Graduate Assistant:	Courtney Arnick
Defensive Graduate Assistant:	Austin Karr
Offensive Graduate Assistant:	Keith Towbridge
Director of Strength & Conditioning:	Kiero Small
Asso. Director of Strength & Conditioning:	Nate Rock
Asst. Director of Strength & Conditioning:	Cameron Colbert
Asst. Director of Strength & Conditioning:	Myles Quimby
Asst. Director of Strength & Conditioning:	Greg Robinson
General Manager:	Noah Joseph
Director of Operations:	Pete Roley

PRONUNCIATIONS

Botros Alisandro	- BOE-truss
Drew Biber	- BIB-er
Jaekwon Bouldin	- JAY-kwon BULL-din
Kyndrich Breedlove	- KEN-drick
George Burhenn	- burr-HEN (like a cold chicken)
Bakyne Coly	- buh-KEEN COE-lee
Marcos Davila	- mar-COES DAH-vuh-lah
Jahmal Edrine	- ja-MAL ED-ren
Tarrion Grant	- tah-RON
Nyland Green	- NYE-land
Kydran Jenkins	- KAY-dran
Yanni Karlaftis	- yah-KNEE CAR-lof-tis
Damarjhe Lewis	- dah-mar-ZHAV
Jeffrey M'Ba	- MMM-ba
Marcus Mbow	- like bow and arrow
Jaheim Merriweather	- ja-HEEM
Devin Mockabee	- Mock-ah-BEE
Mahamane Moussa	- ma-HA-men MOO-sa
Jireh Ojata	- JIE-rah OH-jah-ta
Mo Omonode	- Oh-MO-na-day
Spencer Porath	- poor-RATH
Shitta Sillah	- SHEET-ah sill-AH
Joey Tanona	- tah-NOE-nuh
Jaron Tibbs	- juh-RON
Dillon Thieneman	- THEE-na-man

BOILERMAKER ROSTER BREAKDOWN

BY POSITION

Quarterback	7	Rush End	8
Running Back	8	Linebacker	8
Tight End	6	Defensive Back	24
Wide Receiver	18	Kicker	3
Offensive Line	23	Punter	2
Defensive Line	13	Long Snapper	2

BY CLASS

Freshmen	37	Sophomore		20	Senior	24
Redshirt Freshman	21	Junior		20		

BY HOME STATE

Alabama	2	Michigan	5	Texas	7
Arizona	1	Mississippi	2	Virginia	1
California	4	Missouri	4	Wisconsin	2
Colorado	1	New Hampshire	1		
Florida	8	New Jersey	1	International	
Georgia	6	New York	2	Australia	1
Illinois	7	Ohio	11	Gabon	1
Indiana	44	South Carolina	1	Egypt	1
Kentucky	4	Tennessee	8		





GAME 9 NOTES • Purdue at Ohio State



2024 ROSTER

No.	Name	Cl.	Pos.	Ht.	Wt.	Hometown (High School/Previous College)
47	Jamari Payne	Fr.	RUSH END	6-2	272	Auburn, Ala. (Loachapoka)
48	Bennett Boehnlein	So.	P	6-3	220	Louisville, Ky. (St. Xavier)
49	Isaiah Needam	Fr.	DB	6-0	187	Indianapolis, Ind. (Perry Meridian)
50	John Randle Jr.	Fr.	OL	6-4	290	Horn Lake, Miss. (Horn Lake)
51	Landon Drennan	Fr.	LB	6-2	215	Plainfield, Ind. (Plainfield)
52	Rod Green	Jr.	OL	6-5	330	Springfield, Ohio (Coffeyville CC)
53	Gus Hartwig	Sr.	OL	6-5	305	Zionsville, Ind. (Zionsville)
54	Luke Griffin	Sr.	OL	6-5	340	Chatsworth, Ga. (Missouri)
55	Jamarius Dinkins	Jr.	DL	6-5	280	Columbus, Ohio (Kentucky)
55	DJ Wingfield	Sr.	OL	6-4	316	Los Angeles, Calif. (New Mexico)
56	Reese Hill	Fr.	DL	6-3	293	Greenfield, Ind. (Greenfield Central)
57	Tom Ewing	R-Fr.	OL	6-2	295	Westfield, Ind. (Westfield)
59	Thomas Tinsley	R-Fr.	OL	6-6	268	Dyer, Ind. (Lake Central)
61	Aaron Roberts	Jr.	OL	6-4	301	Indianapolis, Ind. (Cardinal Ritter)
63	Marcus Mbow	Jr.	OL	6-5	300	Milwaukee, Wis. (Wauwatosa East)
65	Jordan King	Fr.	OL	6-3	302	Ft. Wayne, Ind. (North Side)
66	Anthony Boswell	Fr.	OL	6-2	293	Indianapolis, Ind. (Ben Davis)
67	Drew Woodruff	So.	OL	6-3	300	Louisville, Ky. (Trinity)
68	Jimmy Liston	R-Fr.	OL	6-3	305	Hinsdale, Ill. (IMG Academy)
70	Max Parrott	Fr.	OL	6-4	311	Centennial, Colo. (Cherry Creek)
71	Corey Stewart	Sr.	OL	6-6	318	Nashville, Tenn. (Ball State)
72	Jaden Ball	Fr.	OL	6-5	300	Carroll, Ohio (Bloom-Carroll)
73	Jaekwon Bouldin	Jr.	OL	6-6	345	Canton, Miss. (Mississippi Gulf Coast)
74	Joshua Sales Jr.	Jr.	OL	6-6	320	South Bend, Ind. (Indiana)
75	Jalen Grant	Sr.	OL	6-3	285	Chicago, Ill. (Bowling Green)
76	Ethan Trent	R-Fr.	OL	6-2	290	Carmel, Ind. (Carmel)
77	Mahamane Moussa	Jr.	OL	6-4	300	Indianapolis, Ind. (Pike)
78	Bakyne Coly	Jr.	OL	6-7	302	Farmington, Mich. (Lawrence Tech)
79	Joey Tanona	So.	OL	6-5	304	Zionsville, Ind. (Notre Dame)
80	Ryne Shackelford	R-Fr.	WR	6-0	175	Elyria, Ohio (Keystone)
81	George Burhenn	So.	TE	6-5	240	McCordsville, Ind. (Mt. Vernon)
82	Drew Biber	Jr.	TE	6-5	245	Cedarburg, Wis. (Cedarburg)
83	Andrew Adkison	R-Fr.	WR	6-0	190	Mountain View, CA (St. Francis)
84	Nolan Buckman	R-Fr.	WR	5-11	191	Indianapolis, Ind. (Brebeuf Jesuit)
85	Caleb Irving	Fr.	DL	6-1	298	Glenn Heights, Texas (Parish Episcopal)
86	Max Klare	So.	TE	6-4	240	Guilford, Ind. (St. Xavier)
87	Adam Kidder	Fr.	WR	5-11	204	Royal Oak, Mich. (Milford Academy (N.Y.))
88	Donovan Hamilton	Fr.	WR	6-3	215	Fishers, Ind. (Hamilton Southeastern)
89	Luke Klare	Fr.	TE	6-6	230	Guilford, Ind. (St. Xavier (Ohio))
90	James Hardy	Fr.	TE	6-2	225	Ft. Wayne, Ind. (New Haven)
91	Cole Brevard	Sr.	DL	6-3	333	Carmel, Ind. (Penn State)
92	Mo Omonode	Jr.	DL	6-0	286	West Lafayette, Ind. (West Lafayette)
93	Albert Schwartz	Fr.	RUSH END	6-5	209	Lafayette, Ind. (Lafayette Central Catholic)
94	Elijah Taylor	Fr.	DL	6-2	252	Noblesville, Ind. (Guerin Catholic)
95	Joe Anderson	Sr.	DL	6-4	290	Murfreesboro, Tenn. (South Carolina)
96	Logan Jellison	Fr.	RUSH END	6-5	245	Elkhart, Ind. (Elkhart)
97	Jamarion Harkless	R-Fr.	DL	6-3	346	Lexington, Ky. (Frederick Douglas)
98	Drake Carlson	R-Fr.	DL	6-3	290	Nashville, Tenn. (Father Ryan)
99	Jireh Ojata	Sr.	RUSH END	6-4	267	Carmel, Ind. (Franklin College)

BOILERMAKER ALPHABETICAL ROSTER

83	Andrew Adkison	20	Carson Kitchel
19	Botros Alisandro	42	Cooper Kitchel
95	Joe Anderson	89	Luke Klare
72	Jaden Ball	86	Max Klare
13	Koy Beasley	29	Earl Kulp
20	Winston Berglund	44	Nick Levy
82	Drew Biber	28	Addai Lewellen
48	Bennett Boehnlein	34	Damarjhe Lewis
66	Anthony Boswell	68	Jimmy Liston
73	Jaekwon Bouldin	36	RJ Lopez
6	Smiley Bradford	23	Reggie Love III
6	Arhmad Branch	0	Jeffrey M'Ba
10	Kyndrich Breedlove	8	CJ Madden
91	Cole Brevard	21	D'Mon Marable
24	Anthony Brown	63	Marcus Mbow
4	Kam Brown	18	Bennett Meredith
1	Markevious Brown	3	Jaheim Merriweather
15	Ryan Browne	40	Hudson Miller
84	Nolan Buckman	45	Devin Mockabee
81	George Burhenn	8	De'Nylon Morrisette
1	Hudson Card	77	Mahamane Moussa
98	Drake Carlson	44	Ayden Murray
78	Bakyne Coly	49	Isaiah Needam
30	Keelan Crimmins	99	Jireh Ojata
5	Marcos Davila	92	Mo Omonode
22	Owen Davis	70	Max Parrott
55	Jamarius Dinkins	47	Jamari Payne
0	Jayden Dixon-Veal	38	Luke Pettaway
51	Landon Drennan	35	Spencer Porath
7	Jahmal Edrine	50	John Randle Jr.
57	Tom Ewing	16	Shamar Rigby
39	Ben Freehill	61	Aaron Roberts
41	Ben Furtney	3	Derrick Rogers Jr.
19	Tayvion Galloway	74	Joshua Sales Jr.
17	Christian Gelov	93	Albert Schwartz
75	Jalen Grant	80	Ryne Shackelford
12	Tarrion Grant	17	Shitta Sillah
2	Nyland Green	9	CJ Smith
52	Rod Green	12	Leland Smith
54	Luke Griffin	46	Sterling Smith
88	Donovan Hamilton	23	Trey Smith
90	James Hardy	26	Andrew Sowinski
97	Jamarion Harkless	11	Antonio Stevens
37	Antonio Harris	71	Corey Stewart
11	Tra'Mar Harris	9	Joe Strickland
53	Gus Hartwig	43	Claude Strnad
43	Landon Heard	37	Joey Sumlin
15	Will Heldt	79	Joey Tanona
56	Reese Hill	94	Elijah Taylor
16	Hudauri Hines	31	Dillon Thieneman
25	Ty Hudkins	13	Jaron Tibbs
85	Caleb Irving	59	Thomas Tinsley
33	Elijah Jackson	76	Ethan Trent
32	Joseph Jefferson	7	Salim Turner-Muhammad
96	Logan Jellison	10	Jesse Watson
4	Kydran Jenkins	5	Luke Williams
2	Luke Jones	27	Zeke Williams
14	Yanni Karlaftis	14	Jake Wilson
18	Demeco Kennedy	55	DJ Wingfield
87	Adam Kidder	67	Drew Woodruff
65	Jordan King		

DID YOU KNOW

CJ Smith comes from a military family, lived in Hawaii for brief time, knows how to surf. Speed as a kid earned him the nickname "Zoom".

Shitta Sillah (SHEET-uh sill-AH) was named after his uncle, parents are from Sierra Leon (West Africa) and moved to America when they were 25.

Jireh Ojata (Ji-ruh oh-JAH-tuh) likes to cook, make his own fresh pasta and butter chicken.

Jaekwon Bouldin likes to fish, nicknamed Kwon and Big B.

Yanni Karlaftis grew up in Greece with his brother two-time Super Bowl champion George, and won a world judo championship at age 11.

Reggie Love played for assistant head coach Cory Patterson in high school for two years.

Joshua Sales loves dogs, has a German Shepard named Diesel.

Jamarius Dinkins was nicknamed Spider by his high school coach because he was long and tall.

DJ Wingfield DJ stands for Dejaunye.

CJ Madden CJ stands for Carlton Jr. He has his own clothing brand (Cozy Collections).

De'Nylon Morrisette says his dogs are his No. 1 priority (Bella and Bruno), also enjoys to paint. He was named after the Denali truck that his mom loved when she was younger.

Joey Tanona is a big Lego and Star Wars guy.

Cole Brevard claims to be the biggest Star Wars fan on the team.

Keelan Crimmins played Australian rules football and cricket growing up. He is related to the legendary AFL player Peter Crimmins who played for Hawthorn from 1966-76.

Markevious Brown and **Kyndrich Breedlove** started their careers as roommates at Ole Miss.

Dillon Thieneman joined the Boilermaker family, after his older brothers Jacob (2016-18) and Brennan (2017-20) played safety at Purdue.

Cooper and **Carson Kitchel's** father Kelly started on the offensive line in 2001 and 2002. He currently serves as the sideline reporter for the Purdue Sports Radio Network. Theri grandfather Bob Kitchel and uncle Jon Kitchel played basketball for the Boilermakers as well.

Joey Sumlin's father Kevin played linebacker for the Boilermakers from 1983-85, before embarking on a coaching career with stops at Houston, Texas A&M and Arizona.



**KEVIN KANE****DEFENSIVE COORDINATOR /
LINEBACKERS**Year at Purdue: 2nd
Year Coaching: 19th
Alma Mater: Kansas - 2006**PRESS BOX****PREVIOUS STOPS:** Illinois, SMU, Northern Illinois, Kansas, Wisconsin

- Has spent almost two decades on the sidelines building some of the most formidable defenses in the nation
- Worked with Ryan Walters at Illinois to develop a groundbreaking defense at Illinois, while serving as the outside linebackers and associate head coach
- Guided Northern Illinois to three MAC titles and five bowl games from 2011-17
- Two-time All-Big 12 linebacker and three-time Academic All-Big 12 honoree at Kansas
- He and wife Theresa have two sons, Jack and Colin, and one daughter, Nora

**JASON SIMMONS****OFFENSIVE ANALYST**Year at Purdue: 1st
Year Coaching: 25th
Alma Mater: Miami - 1999**PRESS BOX****PREVIOUS STOPS:** Miami (Ohio), Ben Davis HS, Noblesville HS

- Took over play calling duties for the game against Wisconsin, after joining the program during the offseason
- Spent one year as the running backs coach at Miami (OH), leading the RedHawks to their first 2,000-yard campaign since 2003
- Served as the head coach at Ben Davis (2018-22) and Noblesville (2016-18), along with assistant stints at both schools
- Mentored four players who reached the NFL as a high school coach

**CORY PATTERSON****ASSOCIATE HEAD COACH / WIDE RECEIVERS**Year at Purdue: 2nd
Year Coaching: 15th
Alma Mater: Lindenwood - 2002**FIELD****PREVIOUS STOPS:** Illinois, Trinity HS

- Spent the previous five seasons at Illinois (running backs & tight ends)
- Mentored Illinois running back Chase Brown during All-America season in 2022
- Head coach at Trinity High School in Missouri for three years, named the Archdiocesan Coach of the Year three times
- He and his wife Tiffany have two daughters, Nyla and Nori

**SAM CARTER****CORNERBACKS**Year at Purdue: 2nd
Year Coaching: 9th
Alma Mater: TCU - 2014**FIELD****PREVIOUS STOPS:** Ole Miss, Arkansas, Missouri

- Counted down the days to the season opener during camp by wearing a practice jersey for that specific day
- Coached cornerbacks at Ole Miss (2020-21) and Arkansas (2022)
- Worked with Ryan Walters on Barry Odom's staff at Mizzou, serving as a defensive quality control and analyst from 2016-19
- All-Big 12 safety at TCU, named a semifinalist for the Jim Thorpe Award, a Senior CLASS Award

**LAMAR CONARD***(CON-ard)***RUNNING BACKS**Year at Purdue: 2nd back, 4th overall
Year Coaching: 18th
Alma Mater: Purdue - 2000**FIELD****PREVIOUS STOPS:** Miami (OH), Illinois State, Purdue

- Starting his coaching career on Joe Tiller's staff as a graduate assistant from 2007-08
- Was the first walk-on to earn a scholarship under Joe Tiller at Purdue
- Played defensive back from 1996-99, starting his final three seasons
- He and his wife, Rachel, have four children Lamar Jr., Della Mae, Payton and Violet

**JOE DINEEN***(dih-NEEN)***RUSH ENDS**Year at Purdue: 2nd
Year Coaching: 5th
Alma Mater: Kansas - 2018**FIELD****PREVIOUS STOPS:** Illinois, SMU

- Named to 247Sports 30 Under 30 list in 2023
- Served on Ryan Walters' defensive staff at Illinois as a graduate assistant in 2022
- Started coaching career as a graduate assistant at SMU with defensive coordinator Kevin Kane
- Standout linebacker at Kansas, twice leading the NCAA in solo tackles to earn All-Big 12 honors, 2018 Consensus All-America

**BRICK HALEY****DEFENSIVE LINE**Year at Purdue: 2nd
Year Coaching: 33rd
Alma Mater: Alabama A&M - 1998**FIELD****PREVIOUS STOPS:** Minnesota, Missouri, Texas, LSU, Mississippi State, Houston, Baylor

- 27th season coaching the defensive line
- Has mentored 11 draft picks in his career with a pair of first round selections
- Raises awareness for autism, hosting fundraisers for his foundation Brick Road to Success
- He and his wife, Tina, have three sons - Adrian, A.J. and Jeremy

**MARCUS JOHNSON****OFFENSIVE LINE**Year at Purdue: 2nd
Year Coaching: 14th
Alma Mater: Ole Miss - 2004**FIELD****PREVIOUS STOPS:** Duke, Mississippi State, Missouri

- Eighth season coaching the offensive line
- Second-round pick of Minnesota in 2005, played five seasons in the NFL
- Earned Second Team All-SEC honors during his career at Ole Miss (2001-04)
- He and his wife, Veullana, are the parents of London, Meraki and Violette

**GRANT O'BRIEN****SAFETIES**Year at Purdue: 2nd
Year Coaching: 12th
Alma Mater: Northern Arizona - 2013**FIELD****PREVIOUS STOPS:** Illinois, Missouri, FIU, Arizona Christian

- Served as a defensive analyst on Ryan Walters' staffs at Illinois (2021-22) and Mizzou (2018-20)
- Spent one season as a graduate assistant at Florida International in 2017
- Was the defensive coordinator/defensive backs coach at Arizona Christian (NAIA) from 2015-16
- Helped NAU reach the FCS playoffs as a senior in 2012; earned a master's degree in 2015

**CHRIS PETRILLI***(peh-trel-LEE)***SPECIAL TEAMS COORDINATOR**Year at Purdue: 2nd
Year Coaching: 17th
Alma Mater: Boise State - 2012**FIELD****PREVIOUS STOPS:** North Texas, Drake, Idaho, Charleston Southern


- Spent last season as a special teams analyst for Purdue
- Served as a paratrooper in the US Army 82nd Airborne Division
- Played collegiately at Carroll College in Montana
- He and his wife Christal have five children - Addison, Andrew, Audrey, Asher and Adino

**JUSTIN SINZ****TIGHT ENDS**Year at Purdue: 10th
Year Coaching: 10th
Alma Mater: Purdue - 2014**FIELD****PREVIOUS STOPS:** Purdue

- Served as a graduate assistant, offensive quality control and analyst, before becoming a coach in 2024
- Assistant recruiting coordinator for two seasons, helping Purdue win the Big Ten West crown for the first time
- Played in 50 games with 20 starts at Purdue, going for 80 receptions, 670 yards and seven touchdowns
- He and his wife, Connie, have three daughters: Jora, Cami and Jaell

**STANTON KEANE****SR. OFFENSIVE ANALYST (COACHING QUARTERBACKS)**Year at Purdue: 2nd
Year Coaching: 8th
Alma Mater: Texas Tech - 2018**FIELD****PREVIOUS STOPS:** West Virginia, USC, Texas Tech

- Tapped to coach the quarterbacks ahead of the Wisconsin game
- Helped lead USC to the 11th-ranked passing offense with 319.3 yards per game
- He served as a graduate assistant at Texas Tech, USC and West Virginia
- Played fullback at Texas Tech before shifting to student coach after injuries ended his playing career

**PRESTON GORDON**
Senior Defensive Analyst**ANDY BUH**
Senior Defensive Analyst**T.J. MCCOLLUM**
Defensive Analyst**ANGEL MATUTE**
Offensive Analyst**JEFF SMART**
Defensive Analyst**DURRON NEAL**
Offensive Analyst



GAME 9 NOTES • Purdue at Ohio State



PURDUE QUICK FACTS

Location	West Lafayette, Indiana
Enrollment	52,211
Founded	1869
Conference	Big Ten
Colors	Old Gold and Black
Nickname	Boilermakers
President	Dr. Mung Chiang
Athletics Director	Mike Bobinski
Head Coach (Year)	Ryan Walters (2nd)
Alma Mater	Colorado (2008)
First Year of Football	1887 (137th season)
All-Time Record (BIG)	642-604-48 (352-426-32)
Stadium	Ross-Ade Stadium (101st season)
Capacity	61,441

PURDUE MEDIA RELATIONS

Adam Kuffner, Director (Primary)

Office: 765-494-3196 / Cell: 662-816-0497
Email: kuffner@purdue.edu

Patrick Crawford, Associate Athletics Director

Office: 765-494-3145 / Cell: 337-412-4220
Email: pcrawf@purdue.edu

Ian MacDougall, Associate Director (Secondary)

Office: 765-494-0529 / Cell: 317-313-7486
Email: imacdoug@purdue.edu

Brook Weber, Assistant Director (Secondary)

Cell: 903-839-0686
Email: weber261@purdue.edu

The Purdue locker room will be closed to the media. For home games, the press conference will be located in the Kozuch Football Performance Center across the street from Ross-Ade Stadium.

Contact a member of the Purdue strategic communications team for information regarding road game press conference procedures.

WEEKLY MEDIA SCHEDULE

MONDAY

(Mackey Arena Media Room)

1:30 PM - Offensive Analyst Jason Simmons

1:45 PM - Defensive Coordinator Kevin Kane

2 PM - Head Coach Ryan Walters

TUESDAY

(Bimel Practice Fields or Mollenkopf Indoor Field)

Post Practice - Requested student-athletes

WEDNESDAY

(Bimel Practice Fields or Mollenkopf Indoor Field)

Post Practice - Requested student-athletes

THURSDAY

(Walk On's Restaurant - Purdue Memorial Union)

6 PM - Purdue Football Live on Z96.5 WAZY

Coach Walters and Players

LONGEST PLAYS OF THE YEAR

Rushing	69 - Elijah Jackson, vs. Indiana State
Rushing TD	69 - Elijah Jackson, vs. Indiana State
Passing	63 - Max Klare from Browne, at Illinois
Passing TD	53 - Jahmal Edrine from Browne, at Illinois
Punt Return	20 - Dillon Thieneman, at Oregon State
Kick Return	33 - Elijah Jackson, vs. Indiana State
INT Return	-
Fumble Return	16 - Will Heldt (TD), at Illinois
Punt	64 - Keelan Crimmins, vs. Notre Dame
Field Goal	45 - Spencer Portath, vs. Nebraska

BOILERMAKER OVERTIME GAMES

ALL-TIME OVERTIME RECORD: 6-12
LAST OVERTIME GAME: Nov. 2, 2024 vs. Northwestern - 26-20, Loss
OVERTIME AT HOME: 2-4 • **AWAY:** 3-6 • **NEUTRAL:** 1-2

Jan. 1, 2000	vs. #21 Georgia	L, 28-25 (OT) <i>Outback Bowl</i>
Oct. 21, 2000	at Wisconsin	W, 30-24 (OT)
Sept. 29, 2001	at Minnesota	W, 35-28 (OT)
Oct. 12, 2002	at Illinois	L, 31-38 (OT)
Nov. 15, 2003	at #4 Ohio State	L, 13-16 (OT)
Jan. 1, 2004	vs. #11 Georgia	L, 27-34 (OT) <i>Capital One Bowl</i>
Sept. 24, 2005	at Minnesota	L, 35-42 (2 OT)
Sept. 9, 2006	Miami (OH)	W, 38-31 (OT)
Sept. 13, 2008	#16 Oregon	L, 26-32 (2 OT)
Nov. 27, 2010	Indiana	L, 31-34 (OT)
Nov. 12, 2011	Ohio State	W, 26-23 (OT)
Oct. 20, 2012	at #7 Ohio State	L, 22-29 (OT)
Oct. 8, 2016	at Illinois	W, 34-31 (OT)
Nov. 17, 2018	Wisconsin	L, 44-47 (3 OT)
Nov. 30, 2019	Indiana	L, 41-44 (2 OT)
Dec. 30, 2021	vs. Tennessee	W, 48-45 (OT) <i>Music City Bowl</i>
Oct. 12, 2024	at #23 Illinois	L, 50-49 (OT)
Nov. 2, 2024	Northwestern	L, 26-20 (OT)

PURDUE SHUTOUTS

Times Purdue Shut Out an Opponent: 181 (173 wins)
Last Shutout by Purdue: 49-0, vs. Indiana State, 8/31/2024
Largest Shutout Victory: 96-0, vs. Butler, 10/21/1893
Times an Opponent Shut Out Purdue: 125 (117 losses)
Last Time Purdue was Shut Out: 35-0, vs. Oregon, 10/18/2024
Largest Shutout Loss: 56-0, vs. Ohio State, 11/2/2013
56-0, at Chicago, 11/9/1907

PURDUE HALL OF FAMERS

COLLEGE FOOTBALL HALL OF FAME (16) Induction

Elmer Oliphant, HB, 1911-13	1955
Alex Agase, OL, 1943	1963
Cecil Isbell, HB, 1935-37	1967
Bob Griese, QB, 1964-66	1984
Chalmers "Bump" Elliot, HB, 1943-44	1989
Leroy Keyes, HB, 1966-68	1990
Mike Phipps, QB, 1967-69	2006
Mark Herrmann, QB, 1977-80	2010
Otis Armstrong, RB, 1970-72	2012
Dave Butz, DT, 1970-72	2014
Rod Woodson, CB, 1983-86	2016
Andy Smith, Coach, 1913-15	1955
Jim Phelan, Coach, 1922-29	1873
Jack Mollenkopf, Coach, 1956-69	1988
Jim Young, Coach, 1977-81	1999
William "Lone Star" Dietz, Coach, 1921	2012
John Luckhardt, 1966	2022

PRO FOOTBALL HALL OF FAME (4) Induction Class

Len Dawson, QB, 1957-75	1987
Bob Griese, QB, 1967-80	1990
Hank Stram, Coach, 1960-74, 1976-77	2003
Rod Woodson, CB/S, 1987-2003	2009

AROUND THE BIG TEN

SCHOOL	CONF	OVERALL	STREAK
Oregon	9-0	6-0	W9
Indiana	9-0	6-0	W9
Ohio State	7-1	4-1	W2
Penn State	7-1	4-1	L1
Iowa	6-3	4-2	W2
Minnesota	6-3	4-2	W4
Illinois	6-3	3-3	L2
Michigan	5-4	3-3	L1
Washington	5-4	3-3	W1
Wisconsin	5-4	3-3	L2
Nebraska	5-4	2-4	L3
Michigan State	4-5	2-4	L2
Northwestern	4-5	2-4	W1
UCLA	3-5	2-4	W2
USC	4-5	2-5	L1
Maryland	4-4	1-4	L1
Rutgers	4-4	1-4	L4
Purdue	0-5	1-7	L7

Friday, Nov. 8

Iowa at UCLA 9 PM

Saturday, Nov. 9

Purdue at Ohio State Noon
Minnesota at Rutgers Noon
Michigan at Indiana 3:30 PM
Maryland at Oregon 7 PM
Washington at Penn State 8 PM

AWARDS LIST

RYAN BROWNE

Shaun Alexander Player of the Week - Oct. 12

HUDSON CARD

Johnny Unitas Golden Arm Award, Manning Award, Senior Bowl,
Earl Campbell Tyler Rose Award Watch List
Earl Campbell Tyler Rose Award Honor Roll (Week 1)

JAHMAL EDRINE

Comeback Player of the Year Award Watch List

GUS HARTWIG

Rimington Trophy, Senior Bowl Jason Witten College Man of the
Year Watch List, Campbell Award semifinalist

MAX KLARED

Comeback Player of the Year Award Watch List

MARCUS MBOW

Senior Bowl Watch List

DEVIN MOCKOBEE

Doak Walker Award Watch List

DILLON THIENEMAN

Second Team Preseason All-America (AP, Sporting News, Walter
Camp, ESPN, USA TODAY, Phil Steele, Athlon Sports, Pick Six)
First Team Preseason All-Big Ten (Phil Steele, Athlon Sports)
Chuck Bednarik Award, Bronko Nagurski Trophy, Jim Thorpe
Award, Lott IMPACT Award Watch Lists





RECORDS WATCH

Career Rushing Attempts

1	Otis Armstrong	1970-72	670
2	Kory Sheets	2005-08	664
3	Mike Alstott	1992-95	644
4	Montrell Lowe	1999-02	612
5	Scott Dierking	1973-76	578
6	Jerod Void	2002-05	569
7	Markell Jones	2015-18	542
8	Edwin Watson	1994-97	530
9	Perry Williams	1966-68	514
10	Corey Rogers	1991-95	489
11	Harry Szulborski	1946-49	478
12	John Macon	1977-80	471
13	Devin Mockobee	2022-Pres.	458

Career Rushing Yards

1	Mike Alstott	1992-95	3,635
2	Kory Sheets	2005-08	3,341
3	Otis Armstrong	1970-72	3,315
4	Scott Dierking	1973-76	2,863
5	Montrell Lowe	1999-02	2,648
6	Markell Jones	2015-18	2,594
7	Edwin Watson	1994-97	2,520
8	Harry Szulborski	1946-49	2,478
9	Corey Rogers	1991-95	2,436
10	Jerod Void	2002-05	2,429
11	Devin Mockobee	2022-Pres.	2,318

Career Rushing Touchdowns

1	Kory Sheets	2005-08	48
2	Mike Alstott	1992-95	39
3	Jerod Void	2002-05	36
4	Perry Williams	1966-68	30
5	Leroy Keyes	1966-68	29
6	Corey Rogers	1991-95	27
7	Scott Dierking	1973-76	25
	Edwin Watson	1994-97	25
9	Markell Jones	2015-18	20
10	Stan Brown	1968-70	19
11	Devin Mockobee	2022-Present	18

Career Rushing Yards Per Carry

1	Leroy Keyes	1966-68	5.88 (356-2,094)
2	Jeff Hill	1990-93	5.80 (207-1,200)
3	Mike Alstott	1992-95	5.64 (644-3,635)
4	Jaycen Taylor	2006-07, 09	5.60 (290-1,624)
5	Akeem Hunt	2011-14	5.48 (371-2,035)
6	Duane Purvis	1932-34	5.43 (332-1,802)
7	Jim Carter	1932-34	5.37 (288-1,547)
8	D.J. Knox	2014-15, 17-18	5.22 (355-1,853)
9	Harry Szulborski	1946-49	5.18 (478-2,478)
10	Kendall Matthews	1994-97	5.15 (230-1,185)
11	Devin Mockobee	2022-Pres.	5.05 (458-2,318)
12	Kory Sheets	2005-08	5.03 (664-3,341)
13	Corey Rogers	1991-95	4.98 (489-2,436)
14	Otis Armstrong	1970-72	4.95 (670-3,315)
	Scott Dierking	1973-76	4.95 (578-2,863)
16	Babe Dimancheff	1943-44	4.91 (285-1,399)

Career 100-Yard Rushing Games

1	Mike Alstott	1992-95	16
2	Otis Armstrong	1970-72	13
3	Harry Szulborski	1946-49	11
4	Scott Dierking	1973-76	9
	Kory Sheets	2005-08	9
6	Montrell Lowe	1999-02	8
	Devin Mockobee	2022-Present	8

Career All-Purpose Yards

1	Dorien Bryant	2004-07	6,219
2	Kory Sheets	2005-08	4,944
3	Mike Alstott	1992-95	4,710
4	Akeem Hunt	2011-14	4,623
5	Otis Armstrong	1970-72	4,601
6	Vinny Sutherland	1997-00	4,005
7	Taylor Stubblefield	2001-04	3,805
8	John Standeford	2000-03	3,796
9	Leroy Keyes	1966-68	3,757
10	Scott Dierking	1973-76	3,561
11	Jerod Void	2002-05	3,199
12	Edwin Watson	1994-97	3,196
13	Raheem Mostert	2011-14	3,170
14	Harry Szulborski	1946-49	3,103
15	Rondale Moore	2018-20	3,094
16	Brian Alford	1994-97	3,085
17	Ernest Calloway	1990-92	3,042
18	Rodney Carter	1982-85	3,038
19	David Bell	2019-21	2,997
20	Devin Mockobee	2022-Pres.	2,919

Career Tackles-For-Loss

1	Jeff Zgonina	1989-92	72.0-244
2	Rosevelt Colvin	1995-98	61.0-272
3	Shaun Phillips	2000-03	60.5-238
4	Keena Turner	1976-79	58.0-347
5	Ryan Kerrigan	2007-10	57.0-289
6	Akin Ayodele	1999-01	54.0-261
7	Matt Mitrone	1998-01	50.0-162
8	Kawann Short	2009-12	49.0-179
9	Anthony Spencer	2003-06	44.0-207
10	Jim Schwantz	1988-91	43.0-240
11	Ken Loushin	1976-79	42.0-216
12	Kydran Jenkins	2020-Pres.	40.0-170

Career Sacks

1	Rosevelt Colvin	1995-98	35.0-191
2	Shaun Phillips	2000-03	33.5-175
	Ryan Kerrigan	2007-10	33.5-229
4	Jeff Zgonina	1989-92	29.0-151
	Akin Ayodele	1999-01	29.0-194
6	Kydran Jenkins	2020-Pres.	22.0-132

Career Interceptions

1	Stuart Schweigert	2000-03	17
2	Ricardo Allen	2010-13	13
	Cam Allen	2019-23	13
3	Bob Corby	1965-67	11
	Don Anderson	1981-84	11
	Rod Woodson	1983-86	11
	Marc Foster	1985-88	11
	Jimmy Young	1990-93	11
	Adrian Beasley	1996-99	11
9	Bill Kay	1977-80	10
	Landon Feichter	2011-14	10
	Frankie Williams	2012-15	10
12	Tim Foley	1967-69	9
	Cris Dishman	1984-87	9
	Jamel Coleman	1994-96	9
15	Chuck Piebes	1970-72	8
	Rock Supan	1976-78	8
	Robert Williams	1978-81	8
	Kennedy Wilson	1982-85	8
19	Phil Mateja	1951-52	7
	Tim Racke	1971-73	7
	Eric Beatty	1989-92	7
	Jacques Reeves	2000-03	7
	Antwaun Rogers	2001-04	7
	Torri Williams	2004-09	7
25	Dillon Thieneman	2023-Pres.	6

Field Goals by a Freshman

1	Travis Dorsch	1998	22
2	Chris Summers	2006	18
3	J.D. Dellinger	2016	14
4	Larry Sullivan	2006	7
	Spencer Porath	2024	7





ROSS-ADE HISTORY

- Ross-Ade Stadium was dedicated Nov. 22, 1924, ahead of its first game when Purdue hosted Indiana. The Boilermakers demolished their in-state foes in a 26-7 rout.
- The two men for whom the stadium is named after, David E. Ross and George Ade, were instrumental in building a stadium that has served as the backdrop to Purdue lore over the last 101 seasons. Ross conceived of the idea for a new stadium to replace Stuart Field, a 5,000-seat stadium that hosted Purdue Football from 1892 to 1924 and was located where the Elliot Hall of Music stands today.
- The original capacity for Ross-Ade Stadium in 1924 was 18,500, including standing room tickets. Over the years and several renovations, the capacity grew to its largest at 69,200 in 1970.
- The largest crowd ever to see a game at Ross-Ade is 71,629 against Indiana on Nov. 22, 1980, when Purdue outlasted the Hoosiers, 24-23, on the shoulders of consensus All-Americans quarterback (and current John Purdue Club Director of Leadership and Alumni Engagement) Mark Hermann and tight end Dave Young.
- Additional upgrades to the stadium included a new press box, luxury boxes and premium club areas in 2003 as a part of a \$70 million project. Permanent lighting was installed in 2017 and a new sound system in 2018.
- The Tyler Trent (T²) Student Gate was dedicated during the 2019 season in memory of Purdue superfan Tyler Trent who passed away at the age of 20 from osteosarcoma. The T² Gate was relocated to the south side of the stadium after the 2023 student section renovations were completed.

PHASE 1

The 2023 season saw the completion of the Phase I of a multi-phased renovation project at a cost of more \$45 million, fully funded by gifts to the John Purdue Club.

The three main enhancements to the stadium were the Tiller Tunnel, the south end zone student section and the team dining facility, which opened in July, on the north side of the stadium, bringing the total capacity up to 61,441

SOUTH END ZONE PROJECT

The Purdue student section and the All-American Marching Band have a new home in the south end zone of Ross-Ade Stadium. As a part of the Phase I project, the dedicated student section enhancements included the addition of a new Tyler Trent student entrance area, safe standing seats, patio and deck areas, rail seating, and enhanced concessions.

The completion of the bowl, in addition to the investment in the size of the concourse, allows for a more accessible fan experience as fans will now be able to traverse the entire stadium at the concourse level.

TILLER TUNNEL

The Boilermakers run onto Rohrman Field at Ross-Ade Stadium via the Tiller Tunnel. Completed in 2023, the tunnel provides direct access to the team back to the Kozuch Football Performance Center.

The tunnel is named in honor of the Purdue Hall of Fame inductee Joe Tiller, the winningest coach in the history of Purdue Football. Tiller left an incredible legacy on the program and Boilermakers everywhere. The result was 10 bowl games, including the 2001 Rose Bowl, and a Big Ten Conference championship in 2000.

ROSS-ADE QUICK FACTS

Stadium	Ross-Ade Stadium (1924)
Field Name	Rohrman Field (2019)
All-Time Ross-Ade Record	301-209-13
All-Time Home Record	394-253-25
Capacity	61,441
First Game	Purdue 26, Indiana 7 - 1924
Largest Crowd	71,629 vs. Indiana - 1980
Renovated	2002, 2023
Expanded	1930, 1949, 1955, 1964, 1696, 2023
Creators	David E. Ross - Purdue 1893 Inventor, Engineer, Businessman, Board of Trustees George Ade - Purdue 1887 Writer, Playwright, Newspaper Columnist, Board of Trustees

ROSS-ADE MILESTONES

- Nov. 22, 1924 - Purdue dedicates Ross-Ade Stadium, winning the Homecoming matchup over Indiana 26-7.
- 1975 - Prescription Athletic Turf is developed at Purdue is installed, a network of pipes connected to pumps capable of keeping the field playable.
- Nov. 22, 1980 - The largest crowd in Ross-Ade history, 71,629, views the game against Indiana.
- 2017 - Permanent lighting is installed at a cost of \$5.6 million.
- 2020 - Purdue installed a 150-feet, 4-inches wide and 56-feet, 9-inches high video board at the south end, more than four-times larger than the previous board built in 2007.
- Sept. 4, 2021 - The Boilermakers played their 500th game at Ross-Ade Stadium, defeating Oregon State 30-21 in front of a crowd of 53,656.
- Sat. 25, 2023 - Purdue defeated Indiana 35-31, recording its 300th victory at Ross-Ade Stadium.

ROSS-ADE RECORDS

RUSHING

Attempts	53 - Lorenzo White vs. Michigan State, 1985
Yards	350 - Eric Allen from Michigan State, 1971
TDs	4 - 7x last Kory Sheets vs. Miami Ohio, 2006
Longest	94 - Mike Pruitt vs. Iowa, 1974
Average	179.10-179 - Mike Pruitt vs. Iowa, 1974

PASSING

Attempts	73 - Dwayne Haskins from Ohio State, 2018
Completions	49 - Dwayne Haskins from Ohio State, 2018
Completions %	96% - Hudson Card vs. Indiana State, 2024
Yards	572 - David Blough vs. Missouri, 2018
TDs	6 - 3x last Curtis Painter vs. Eastern Illinois, 2007
INTs	6 - Dale Samuels vs. Miami Fla., 1950
Longest	99 - Brees to Sutherland vs. Northwestern, 1999

RECEIVING

Receptions	21 - Chris Daniels vs. Michigan State, 1999
Yards	301 - Chris Daniels vs. Michigan State, 1999
TDs	4 - Reggie Arnold vs. Iowa, 1977

TOTAL OFFENSE

Yards	590 - David Blough vs. Missouri, 2018
-------	---------------------------------------

SCORING

Points	25 - Cecil Isbell vs. Ohio, 1936
TDs	4 - many, last Kory Sheets vs. Michigan, 2008
FG Att.	6 - Rick Anderson vs. Michigan State, 1980; Chris Summers vs. Oregon, 2008
FG Made	5 - Rick Anderson vs. Michigan State, 1980
Longest FG	59 - Ralf Mojsiejenko from Michigan State, 1983 59 - Carson Wiggs vs. Toledo, 2009

INTERCEPTIONS

Most	3 - many, last Anthony Brown vs. Nebraska, 2015
Long Return	100 - David Brown Ohio State, 1986; Marlon Kerner Ohio State, 1993; Michael Hawthorne 65 yds and Billy Gustin 35 yds vs. UCF, 1998

RETURNS

Longest Punt Return	92 - Phil Mateja vs. Iowa, 1951
Longest Kick Return	100 - Stan Brown vs. Indiana, 1970; Jimmy Smith vs. Stanford, 1981

Additional records can be found on page 105 of the Purdue Football Record Book.





GAME 9 NOTES • Purdue at Ohio State



273

Entering the 2024-25 NFL season, there have been 273 Boilermakers to appear on an active roster in the NFL.

325

Purdue has seen 325 of its players get drafted into the professional ranks of the NFL, AFL, USFL and XFL.

23

Twenty-three Boilermakers have been selected in the first round, most recently two-time Super Bowl champion George Karlaftis.

DEN OF DEFENSIVE ENDS

Throughout its history, Purdue has produced many outstanding defensive ends, creating an institution unlike any other in college football - The Den of Defensive Ends.

The tradition of The Den of Defensive Ends dates to the days of Leo Sugar and Lamar Lundy from the late 1940s to the mid-1950s and Keena Turner in the late 1970s, but it has flourished more recently. While Purdue's high-powered offense has made headlines under head coaches Joe Tiller, Jeff Brohm and Ryan Walters, the Boilermakers' defense made a name for itself principally for the play of its ends.

CLIFF AVRIL (PURDUE 2004-07)
35 tackles-for-loss, 13 sacks at Purdue, All-Big Ten

AKIN AYODELE (PURDUE 1999-01)
54 tackles-for-loss, 29 sacks at Purdue 3-time All-Big Ten

ROSEVELT COLVIN (PURDUE 1995-98) - PURDUE HALL OF FAME - 2016
35 career sacks, 61 tackles-for-loss at Purdue, 2-time All-Big Ten Super Bowl XXXVIII, XXXIX champion

RAY EDWARDS (PURDUE 2003-05)
16 career sacks at Purdue

GEORGE KARLAFTIS (PURDUE 2019-21)
30.5 tackles-for-loss, 14.5 sacks, 3-time All-Big Ten, First Team All-America Super Bowl LVII, LVIII champion

RYAN KERRIGAN (PURDUE 2007-10) - PURDUE HALL OF FAME - 2018
14 forced fumbles, 2-time All-Big Ten, All-America, Big Ten DPOY 4-time Pro Bowl selection

LAMAR LUNDY (PURDUE 1954-56) - PURDUE HALL OF FAME - 1995
Team MVP, 2-time All-Big Ten

ROB NINKOVICH (PURDUE 2004-05)
16 career sacks at Purdue, All-Big Ten Super Bowl XLIX, LI champion

CHIKE OKEAFOR (PURDUE 1994-96, 1998)
318 tackles, 15 sacks at Purdue, All-Big Ten

SHAUN PHILLIPS (PURDUE 2000-03)
60.5 tackles-for-loss, 33.5 sacks at Purdue, All-Big Ten

ANTHONY SPENCER (PURDUE 2003-06)
44 tackles-for-loss, 21.0 sacks at Purdue, All-Big Ten, All-America

LEO SUGAR (PURDUE 1949-51) - PURDUE HALL OF FAME - 2006
2-time All-Big Ten, All-America

KEENA TURNER (PURDUE 1976-79) - PURDUE HALL OF FAME - 2006
58 tackles-for-loss at Purdue, 2-time All-Big Ten Super Bowl XVI, XIX, XXIII, XXIV champion

CURRENT BOILERMAKERS IN THE NFL

Payne Durham	Tampa Bay Buccaneers	Active
Charlie Jones	Cincinnati Bengals	Active
Sanoussi Kane	Baltimore Ravens	Active
George Karlaftis	Kansas City Chiefs	Active
Raheem Mostert	Miami Dolphins	Active
Tyrone Tracy Jr.	New York Giants	Active
Cory Trice Jr.	Pittsburgh Steelers	Active
Derrick Barnes	Detroit Lions	I.R.
David Bell	Cleveland Browns	I.R.
Ja'Whaun Bentley	New England Patriots	I.R.
Anthony Brown	Carolina Panthers	I.R.
Rondale Moore	Atlanta Falcons	I.R.
Aidan O'Connell	Las Vegas Raiders	I.R.
Markus Bailey	Arizona Cardinals	Practice
Jalen Graham	San Francisco 49ers	Practice
Reese Taylor	Denver Broncos	Practice

CRADLE OF QUARTERBACKS

The Cradle of Quarterbacks has evolved over the last 70 years as a defining feature of Purdue football. Boilermakers have set numerous NCAA and Big Ten Conference records, many have been chosen as All-Americans and national awards winners or finalists.

Fifteen former Purdue signal-callers have gone on to play in the National Football League. Drew Brees, Dawson and Griese combined to win four Super Bowls. Purdue is one of just two universities that can claim three Super Bowl champs at the position. (Alabama)

The reference to Cradle of Quarterbacks was added in the late 1970s when the poster was updated to include Mark Herrmann.

DREW BREES (PURDUE 1997-00) - PURDUE HALL OF FAME - 2009
11,792 yards, 90 touchdowns, 61.1% comp.
All-America, Maxwell Award, 3-time All-Big Ten
Super Bowl XLIV MVP & champion, 13-time Pro Bowler

SCOTT CAMPBELL (PURDUE 1980-83)
7,636 yards, 45 touchdowns at Purdue

GARY DANIELSON (PURDUE 1970-72) - PURDUE HALL OF FAME - 2012
2,748 yards, 14 touchdowns at Purdue, College Football Analyst for CBS

LEN DAWSON (PURDUE 1954-56) - PURDUE HALL OF FAME - 1996
3,325 yards, 29 touchdowns at Purdue
Three-time All-Big Ten, 1956 First Team All-America
Super Bowl IV champion, Super Bowl IV MVP, 1987 Pro Football Hall of Fame

BOB D'MOSS (PURDUE 1945-48) - PURDUE HALL OF FAME - 1999
2,759 yards, 23 touchdowns at Purdue, Purdue Head Coach (1970-72)

JIM EVERETT (PURDUE 1981-85) - PURDUE HALL OF FAME - 1999
7,411 yards, 43 touchdowns at Purdue, 1985 All-Big Ten, Pro Bowler

BOB GRIESE (PURDUE 1964-66) - PURDUE HALL OF FAME - 1994
4,541 yards, 28 touchdowns at Purdue
1966 Big Ten Player of the Year, 2-time All-America, 2-time All-Big Ten Super Bowl VII & VIII champion, 6-time Pro Bowl, Pro Football Hall of Fame

MARK HERRMANN (PURDUE 1977-80) - PURDUE HALL OF FAME - 1997
9,946 yards, 71 touchdowns at Purdue
4-time All-Big Ten, Sammy Baugh Award, College Football Hall of Fame

KYLE ORTON (PURDUE 2001-04)
9,337 yards, 63 touchdowns at Purdue, 2-time All-Big Ten

CURTIS PAINTER (PURDUE 2005-08)
11,163 yards, 67 touchdowns at Purdue

MIKE PHIPPS (PURDUE 1967-69) - PURDUE HALL OF FAME - 1995
5,423 yards, 37 touchdowns
1969 Consensus All-America, 2-time All-Big Ten, College Football Hall of Fame

DALE SAMUELS (PURDUE 1950-52) - PURDUE HALL OF FAME - 2001
3,161 yards, 27 touchdowns at Purdue

SUPER BOWL BOILERS

A Purdue Boilermaker has won 24 of the 58 Super Bowls. Twenty-four different Boilermakers have won the NFL's ultimate prize, while Purdue has been represented in 39 of the games.

Super Bowl	Player(s)	Team
I (1)	Len Dawson, Hank Stram !	Kansas City Chiefs
II (2)	None	
III (3)	None	
IV (4)	Len Dawson, Hank Stram ! *	Kansas City Chiefs
V (5)	None	
VI (6)	Tim Foley, Bob Griese	Miami Dolphins
VII (7)	Tim Foley, Bob Griese*	Miami Dolphins
VIII (8)	Tim Foley, Bob Griese*	Miami Dolphins
IX (9)	None	
X (10)	None	
XI (11)	None	
XII (12)	Otis Armstrong	Denver Broncos
XIII (13)	None	
XIV (14)	None	
XV (15)	None	
XVI (16)	Keena Turner*	San Francisco 49ers
XVII (17)	Dave Butz*	Washington Redskins
XVIII (18)	Dave Butz	Washington Redskins
XIX (19)	Keena Turner*	San Francisco 49ers
	Mark Brown	Miami Dolphins
XX (20)	None	
XXI (21)	Mark Jackson	Denver Broncos
XXII (22)	Dave Butz*	Washington Redskins
	Mark Jackson	Denver Broncos
XXXIII (23)	Keena Turner*	San Francisco 49ers
XXIV (24)	Keena Turner*	San Francisco 49ers
	Mark Jackson	Denver Broncos
XV (25)	None	
XVI (26)	None	
XVII (27)	None	
XVIII (28)	None	
XXIX (29)	None	
XXX (30)	Jim Schwartz*	Dallas Cowboys
	Rod Woodson	Pittsburgh Steelers
XXXI (31)	None	
XXXII (32)	None	
XXXIII (33)	None	
XXXIV (34)	Jeff Zgonina	St. Louis Rams
	Steve Jackson	Tennessee Titans
XXXV (35)	Rod Woodson*	Baltimore Ravens
XXXVI (36)	Matt Light, David Nugent*	New England Patriots
	Jeff Zgonina	St. Louis Rams
XXXVII (37)	Mike Alstott*	Tampa Bay Buccaneers
	Rod Woodson	Oakland Raiders
XXXVIII (38)	Roosevelt Colvin,	
	Brandon Gorin, Matt Light	
	Gene Mruczkowski*	New England Patriots
XXXIX (39)	Roosevelt Colvin,	
	Brandon Gorin, Matt Light	
	Gene Mruczkowski*	New England Patriots
	Ian Allen	Philadelphia Eagles
XL (40)	Chukky Okobi*	Pittsburgh Steelers
	Niko Koutouvides, Craig Terrill	Seattle Seahawks
XLI (41)	Gilber Gardner, John Standeford*	Indianapolis Colts
	Kyle Orton	Chicago Bears
XLII (42)	Roosevelt Colvin, Matt Light	New England Patriots
XLIII (43)	Chike Okeafor	Arizona Cardinals
XLIV (44)	Drew Brees* #	New Orleans Saints
	Curtis Painter	Indianapolis Colts
XLV (45)	Mike Neal*	Green Bay Packers
XLVI (46)	Niko Koutouvides, Matt Light	
	Rob Ninkovich	New England Patriots
	Bernard Pollard*	Baltimore Ravens
XLVII (47)	Cliff Avril*	Seattle Seahawks
XLVIII (48)	Shaun Phillips	Denver Broncos
	Rob Ninkovich*	New England Patriots
XLIX (49)	Cliff Avril	Seattle Seahawks
	Kawann Short	Carolina Panthers
L (50)	Rob Ninkovich*	New England Patriots
LI (51)	Ricardo Allen	Atlanta Falcons
	Jason King	New England Patriots
LII (52)	Ja'Whaun Bentley*	New England Patriots
LIII (53)	Raheem Mostert,	
LIV (54)	Jacob Thieneman	San Francisco 49ers
LV (55)	None	
LVI (56)	Brycen Hopkins*	Los Angeles Rams
	Ricardo Allen, Markus Bailey	Cincinnati Bengals
LVII (57)	George Karlaftis*	Kansas City Chiefs
LVIII (58)	George Karlaftis*	Kansas City Chiefs

* Denotes winner | ! Denotes head coach | # Denotes Super Bowl MVP





GAME 9 NOTES • Purdue at Ohio State



TEAM GAME-BY-GAME STATS

Game	ISU	ND	OSU	NEB	WIS	ILL	ORE	NU	OSU	PSU	MSU	IND	Total
Points	49	7	21	10	6	49	0	20					162-20.3
	0	66	38	28	52	50	35	26					295-36.9
Total Offense	583	162	319	224	216	536	301	337					2,678
	154	578	445	405	589	556	421	424					3,585
Total Plays	66	49	47	58	48	58	59	64					447
	53	70	75	56	73	73	60	69					532
Yards Per Play	8.8	3.3	6.8	4.0	4.5	9.2	5.1	5.3					6.0
	2.9	8.3	5.9	7.0	8.1	7.6	7.0	6.1					6.7
First Downs	26	6	13	12	10	21	16	16					120
	11	27	25	25	28	28	25	19					189
Rush Attempts	31	25	30	31	26	32	40	23					238
	43	44	57	32	41	39	35	30					321
Yards Rushing	248	38	263	50	99	239	208	47					1,192
	104	362	341	161	228	177	131	122					1,626
Yards Per Rush	8.0	1.5	8.8	1.6	3.8	7.5	5.2	2.0					5.0
	2.4	8.2	6.0	5.0	5.6	4.5	3.7	4.1					5.1
Rushing Touchdowns	3	0	2	0	0	2	0	1					8
	0	6	4	2	4	3	3	2					24
Passing Completions	30	11	7	18	12	18	9	25					130
	5	18	10	16	21	20	21	25					137
Passing Attempts	35	24	17	25	22	26	19	41					209
	10	26	18	26	32	34	25	39					211
Completion %	85.7	45.8	41.2	72.0	54.5	69.2	47.3	60.9					62.2
	50.0	69.2	55.6	61.5	65.6	58.8	84.0	64.1					64.9
Passing Yards	335	124	56	174	117	297	93	290					1,486
	50	216	104	244	361	379	290	302					1,959
Passing Touchdowns	4	1	1	1	0	3	0	1					11
	0	2	0	1	3	3	2	1					12
Had Intercepted	0	2	1	1	0	0	1	0					5
	0	0	0	0	2	0	1	1					4
Field Goals	0-0	0-0	0-0	1-2	2-2	2-2	0-1	2-2					7-9
	0-1	1-1	1-2	0-3	1-1	3-3	0-1	2-2					8-14
Punting No.-Avg.	3-46.7	10-47.3	4-43.2	6-43.0	8-43.9	2-48.5	4-39.5	4-46.5					41-44.8
	10-37.4	4-37.5	2-53.0	3-34.3	2-49.5	1-43.0	2-48.0	3-48.7					27-41.4
Time of Possession	29:31	24:17	19:45	29:42	28:13	26:49	30:02	24:59					26:40
	30:29	35:43	40:15	30:18	31:47	33:11	29:58	35:01					33:20
Third Downs	7-12	1-12	2-9	7-15	1-11	5-10	4-12	7-16					34-97
	1-12	7-12	7-14	1-8	8-14	8-12	5-9	9-16					46-97
Fourth Downs	1-1	0-1	0-2	0-0	0-0	0-1	0-3	1-3					2-11
	0-0	0-0	1-3	1-1	1-1	0-1	1-1	2-2					6-9
Red-Zone Scoring	5-5	1-1	2-4	1-2	2-2	6-6	0-1	4-5					21-26
	0-0	4-4	4-5	2-4	4-4	7-7	5-5	2-2					28-31
Red Zone TDs-FGs	5-0	1-0	2-0	1-0	0-2	4-2	0-0	2-2					15-6
	0-0	4-0	3-1	2-0	3-1	5-2	5-5	1-1					23-5
Turnovers	0	2	2	1	2	1	2	0					10
	0	0	0	0	2	1	1	1					5
Points off Turnovers	0	0	0	0	6	7	0	0					13
	0	14	7	7	10	0	0	0					38
Penalties	11-110	7-68	2-25	13-165	6-55	6-38	6-40	2-20					53-521
	2-16	5-40	6-47	11-94	3-30	5-45	4-25	9-85					45-382
Punt Returns	4-43-0	0-0-0	1-20-0	0-0-0	2-2-0	1-(-1)-0	0-0-0	2-17-0					10-8.1
	0-0-0	4-35-0	1-(-2)-0	3-9-0	3-14-0	1-24-0	0-0-0	1-1-0					13-6.2
Kick Returns	1-33-0	3-61-0	0-0-0	1-27-0	2-31-0	1-15-0	0-0-0	1-3-0					9-18.9
	3-66-0	0-0-0	3-46-0	1-8-0	0-0-0	1-9-0	0-0-0	2-45-0					9-19.3
Interception Returns	0-0-0	0-0-0	0-0-0	0-0-0	2-0-0	0-0-0	1-0-0	1-0-0					4-0-0
	0-0-0	2-38-1	1-20-1	1-35-1	0-0-0	0-0-0	1-0-0	0-0-0					4-93-3
Fumble-Lost	1-1	1-0	2-1	0-0	3-2	0-0	2-1	0-0					9-5
	0-0	0-0	0-0	0-0	0-0	2-1	0-0	1-0					4-1
Sacks	3-8	3-17	2-14	1-8	0-0	5-30	4-22	1-8					17-107
	2-8	4-40	0-0	3-35	3-27	1-11	3-14	2-8					20-143
Tackles-for-Loss	11-25	4-18	6-25	2-10	4-8	8-36	4-25	2-12					41-159
	4-10	5-43	4-7	9-51	6-31	3-14	10-32	6-22					47-210
Breakups	1	1	2	3	4	6	1	2					21
	0	4	4	3	5	4	2	3					25





GAME 9 NOTES • Purdue at Ohio State



OFFENSIVE STARTERS

	QB	RB/WR	TE/WR	WR/TE/RB	WR	WR	LT	LG	C	RG	RT
INDIANA STATE	Card	Mockobee	M. Klare	Biber	Edrine	Rigby	Sales Jr.	Moussa	Hartwig	Wingfield	Mbow
NOTRE DAME	Card	Mockobee	M. Klare	Tibbs	Edrine	Rigby	Stewart	Moussa	Hartwig	Wingfield	Mbow
Oregon State	Card	Mockobee	M. Klare	Tibbs	Morrisette	Rigby	Stewart	Moussa	Hartwig	Wingfield	Mbow
NEBRASKA	Card	Mockobee	M. Klare	Tibbs	Morrisette	Rigby	Stewart	Moussa	Hartwig	Wingfield	Mbow
Wisconsin	Card	Mockobee	M. Klare	Tibbs	Morrisette	Edrine	Stewart	Moussa	Hartwig	Wingfield	Mbow
Illinois	Browne	Mockobee	M. Klare	Biber	Tibbs	Edrine	Stewart	Moussa	Hartwig	Wingfield	Mbow
OREGON	Browne	Mockobee	M. Klare	Tibbs	Morrisette	Edrine	Stewart	Moussa	Hartwig	Wingfield	Mbow
NORTHWESTERN	Card	Mockobee	M. Klare	Tibbs	C. Smith	Edrine	Stewart	Moussa	Hartwig	Wingfield	Mbow
Ohio State											
PENN STATE											
Michigan State											
Indiana											

DEFENSIVE STARTERS

	DL	DL	DL	RUSH/DL	RUSH	LB	LB/DB	LB/DB	DB	DB	DB
INDIANA STATE	Brevard	M'Ba	Lewis	Heldt	Sillah	Jenkins	Grant	M. Brown	Breedlove	Stevens	Thieneman
NOTRE DAME	Brevard	M'Ba	Anderson	Heldt	Sillah	Jenkins	Grant	M. Brown	Breedlove	Stevens	Thieneman
Oregon State	Brevard	M'Ba	Anderson	Heldt	Sillah	Jenkins	Grant	M. Brown	Breedlove	Stevens	Thieneman
NEBRASKA	Brevard	M'Ba	Anderson	Heldt	Sillah	Jenkins	Karlaftis	M. Brown	N. Green	Jefferson II	Thieneman
Wisconsin	Brevard	M'Ba	Anderson	Heldt	Jenkins	Karlaftis	Alisandro	N. Green	Breedlove	Jefferson II	Thieneman
Illinois	Brevard	M'Ba	Anderson	Heldt	Jenkins	Karlaftis	Alisandro	N. Green	Breedlove	Stevens	Thieneman
OREGON	Brevard	M'Ba	Anderson	Heldt	Jenkins	Karlaftis	Alisandro	Bradford	Breedlove	Stevens	Thieneman
NORTHWESTERN	Brevard	M'Ba	Anderson	Heldt	Jenkins	Miller	Alisandro	Bradford	Breedlove	Stevens	Thieneman
Ohio State											
PENN STATE											
Michigan State											
Indiana											

CAREER STARTS *AT PREVIOUS SCHOOL

OFFENSE	Position	19/20	21	22	23	24	Total	Consecutive	DEFENSE	Position	19	20	21	22	23	24	Total	Consecutive
Drew Biber	TE	--	--	--	--	2	2		Botros Alisandro	DB	--	--	--	--	--	4	4	4
George Burhenn	TE	--	--	--	1		1		Joe Anderson	DL						7	7	7
Kam Brown	WR	4*	8*	10*	8*		30		Smiley Bradford	DB	--	--	--	--	--	2	2	2
Ryan Browne	QB	--	--	--	--	2	2		Kyndrich Breedlove	DB	--	--	--	--	--	7	7	4
Hudson Card	QB	--	2*	3*	12	6	22	1	Cole Brevard	DT	--	--	--	--	12	8	20	20
Jayden Dixon-Veal	WR	--	--	--	5		5		Markevious Brown	DB	--	--	--	--	12	4	16	
Jahmal Edrine	WR	--	--	9*		6	15	4	Tarrion Grant	DB	--	--	--	--	--	3	3	
Ben Furtney	FB	--	--	2			2		Nyland Green	DB	--	--	--	--	--	2	2	
Jalen Grant	OL	--	--	--	12		12		Will Heldt	RUSH	--	--	--	--	--	8	8	8
Luke Griffin	OL	1*	6*	1*			8		Joseph Jefferson II	DB	--	--	--	--	--	2	2	
Gus Hartwig	OL	3	13	11	9	8	44	17	Kydran Jenkins	LB	--	--	10	14	12	8	44	35
Max Klare	TE	--	--	--	4	8	12	8	Yanni Karlaftis	LB	--	--	--	--	--	8	4	12
Reggie Love III	RB	--	--	1*	7*		8		Damarjhe Lewis	DL	--	--	2	--	--	1	3	
Marcus Mbow	OL	--	--	14	6	8	28	8	Jeffrey M'ba	DL	--	--	--	--	--	8	8	8
Bennett Meredith	QB	--	--	--	1		1		Hudson Miller	LB	--	--	--	--	--	1	1	1
Devlin Mockobee	RB	--	--	7	4	9	19	8	Jireh Ojata	RUSH	6*	10*	10*	10*			36	
De'Nylon Morrisette	WR	--	--	--	--	4	4		Derrick Rogers Jr	DB	--	--	--	--	4		4	
Mahamane Moussa	OL	--	--	9	9	8	26	8	Shitta Sillah	RUSH	--	3*	5*	1*	3*	4	16	
Shamar Rigby	WR	--	--	--	--	4	4		Antonio Stevens	DB	--	--	--	--	3	6	9	3
Joshua Sales Jr.	OL	--	--	4	--	1	5		Dillon Thieneman	DB	--	--	--	--	12	8	20	20
Andrew Sowinski	WR	--	--	4	2		6		Salim Turner-Muhammad	DB	--	5*	1*	1*			7	
CJ Smith	WR	--	--	--	--	1	1	1										
Corey Stewart	OL	--	7*	9*	12*	7	35	7										
Jaron Tibbs	WR	--	--	--	1	7	8	7										
DJ Wingfield	OL	--	--	1*	9*	8	18	8										

GAME-BY-GAME LEADERS

Game	Rushing Attempts	Rushing Yards	Passing Yards	Receptions	Receiving Yards	All-Purpose Yards	Tackles	Tackles For Loss
INDIANA STATE	Mockobee - 11	Mockobee - 89	Card - 273	M. Klare - 5	M. Klare - 71	Jackson - 116	Heldt/Stevens - 7	Heldt - 3.0
NOTRE DAME	Love III - 10	Love III - 61	Card - 124	M. Klare - 3	K. Brown - 52	Love III & Jackson - 61	Thieneman - 9	Thieneman & 2 others - 1.0
Oregon State	Mockobee - 16	Mockobee - 168	Card - 56	M. Klare - 2	M. Klare - 46	Mockobee - 168	Jenkins - 16	Jenkins - 3.0
NEBRASKA	Mockobee - 13	Mockobee - 41	Card - 174	Tibbs - 5	Tibbs - 46	Mockobee - 55	Jefferson II/Thieneman - 9	Brevard/Berglund - 1.0
Wisconsin	Mockobee - 11	Mockobee - 45	Card - 111	4 Tied - 2	M. Klare/Edrine - 26	Mockobee - 70	Heldt/Thieneman - 8	4 Tied - 1.0
Illinois	Browne - 17	Browne - 118	Browne - 297	M. Klare - 6	M. Klare - 133	Mockobee/ M. Klare - 133	Jenkins - 10	Jenkins - 2.5
OREGON	Browne - 14	Love III - 93	Browne - 93	M. Klare - 3	M. Klare - 32	Love III - 93	Karlaftis - 8	Heldt/Omonode - 1.0
NORTHWESTERN	Mockobee - 10	Mockobee - 29	Card - 267	M. Klare - 6	M. Klare - 78	M. Klare - 78	Thieneman - 9	Heldt - 1.0
Ohio State								
PENN STATE								
Michigan State								
Indiana								





GAME 9 NOTES • Purdue at Ohio State



DRIVE CHART (PURDUE/OPPONENT)

Game	Possessions	TDs	FGs		Fum.	Int.	Safety	Punt	Downs	Half	Game	80+Yard	3-And Out
			Made	Attempted									
INDIANA STATE	11/12	7/0	0/0	0/1	1/0	0/0	0/0	3/10	0/0	0/1	0/1	1/0	0/6
NOTRE DAME	15/14	1/8	0/1	0/1	0/0	2/0	0/0	10/4	1/0	1/0	0/1	0/1	8/4
Oregon State	12/11	3/4	0/1	0/2	1/0	1/0	0/0	4/2	2/2	1/0	0/1	0/1	4/1
NEBRASKA	11/10	1/4	1/0	2/3	0/0	1/0	0/0	6/3	0/0	1/0	0/1	0/0	5/0
Wisconsin	12/13	0/7	2/1	2/1	1/0	0/2	0/0	8/2	0/0	1/0	0/1	2/0	3/1
Illinois	11/12	5/6	2/3	2/3	0/1	0/0	0/0	2/1	1/1	1/0	0/0	1/0	1/0
OREGON	10/11	0/5	0/0	1/1	1/0	1/1	0/0	4/2	3/0	0/1	0/1	0/2	2/1
NORTHWESTERN	10/11	2/3	2/2	2/2	0/0	0/1	0/0	4/3	2/0	0/2	0/0	1/0	4/1
Ohio State													
PENN STATE													
Michigan State													
Indiana													
TOTALS	92/94	19/37	7/8	9/13	4/1	5/4	0/0	41/27	9/3	5/4	0/6	5/4	27/14

PURDUE SCORING DRIVES

vs. Indiana State (7)						at Illinois (7)					
Qtr	Res.	Players/Play	Plays	Yards	TOP	Qtr	Res.	Players/Play	Plays	Yards	TOP
1	TD	Card to Klare 9-yard pass	8	55	3:41	2	FG	Porath 22-yards	9	74	4:30
2	TD	Card to Tibbs 8-yard pass	7	76	3:05	3	TD	Browne to Edrine 53-yard pass	6	85	3:10
2	TD	Card to Morrisette 8-yard pass	3	57	1:13	3	FG	Porath 24-yards	6	64	2:35
3	TD	Love III 6-yard rush	9	66	4:11	4	TD	Browne to Tibbs 8-yard pass	6	75	2:46
3	TD	Card to L. Smith 31-yard pass	4	50	1:34	4	TD	Mockobee 2-yard rush	10	75	3:30
4	TD	Jackson 69-yard rush	5	91	2:20	4	TD	Browne to Mockobee 13-yard pass	3	43	0:49
4	TD	Merriweather 4-yard rush	5	35	1:48	OT	TD	Branch 3-yard rush	2	25	0:00
vs. Notre Dame (1)						vs. Oregon (0)					
Qtr	Res.	Players/Play	Plays	Yards	TOP	Qtr	Res.	Players/Play	Plays	Yards	TOP
3	TD	Card to Morrisette 5-yard pass	6	75	3:08						
at Oregon State (3)						vs. Northwestern (4)					
Qtr	Res.	Players/Play	Plays	Yards	TOP	Qtr	Res.	Players/Play	Plays	Yards	TOP
2	TD	Card to Klare 32-yard pass	2	47	0:57	1	FG	Porath 26-yards	10	67	4:12
4	TD	Love III 2-yard rush	7	75	3:01	2	TD	Card to Edrine 6-yard pass	12	87	1:55
4	TD	Mockobee 3-yard rush	6	75	2:58	2	FG	Porath 24-yards	10	62	5:02
						4	TD	Mockobee 1-yard rush	11	75	4:58
vs. Nebraska (2)						at Ohio State					
Qtr	Res.	Players/Play	Plays	Yards	TOP	Qtr	Res.	Players/Play	Plays	Yards	TOP
3	FG	Porath 45-yards	13	55	8:08						
4	TD	Card to L. Smith 15-yard pass	12	75	4:09						
at Wisconsin (2)						vs. Penn State					
Qtr	Res.	Players/Play	Plays	Yards	TOP	Qtr	Res.	Players/Play	Plays	Yards	TOP
2	FG	Porath 21-yards	9	42	6:08						
2	FG	Porath 23-yards	8	46	3:27						
						at Michigan State					
Qtr	Res.	Players/Play	Plays	Yards	TOP	Qtr	Res.	Players/Play	Plays	Yards	TOP
						at Indiana					
Qtr	Res.	Players/Play	Plays	Yards	TOP						

BY YARDAGE

Scoring Drives				Touchdowns			
Purdue		Opponent		Purdue		Opponent	
Yardage	TD	FG	TD	FG	Ru.	Pa.	Other
0-9					7	6	9
10-19			1		2	1	8
20-29	1		3			3	3
30-39	1		2		2	2	2
40-49	2	2	1	2			1
50-59	3	1	6	5	1	1	1
60-69	1	3	4		1		1
70-79	8	1	13				1
80-89	2		2	1			
90-99	1		3				

FIRST DRIVES BY PURDUE

	1st Half		2nd Half	
	Touchdown		Touchdown	
INDIANA STATE	Punt		Touchdown	
NOTRE DAME	Punt		Downs	
Oregon State	Fumble		Punt	
NEBRASKA	Punt		Field Goal	
Wisconsin	Punt		Punt	
Illinois	Downs		Touchdown	
OREGON	Punt		Downs	
NORTHWESTERN	Punt		Punt	
Ohio State				
PENN STATE				
Michigan State				
Indiana				

FIRST DRIVES BY OPPONENTS

	1st Half		2nd Half	
	Punt		Punt	
INDIANA STATE	Punt		Punt	
NOTRE DAME	Touchdown		Touchdown	
Oregon State	Downs		Downs	
NEBRASKA	Punt		Touchdown	
Wisconsin	Punt		Touchdown	
Illinois	Field Goal		Field Goal	
OREGON	Touchdown		Field Goal Miss	
NORTHWESTERN	Field Goal		Punt	
Ohio State				
PENN STATE				
Michigan State				
Indiana				





GAME 9 NOTES • Purdue at Ohio State



LONG PLAY CHART (30 YARDS OR MORE)

Yds	Type	Players	Opponent
69	Rush	Jackson*	Indiana State
63	Rush	Mockobee	Oregon State
62	Pass	Browne to M. Klare	Illinois
53	Pass	Browne to Edrine*	Illinois
52	Pass	Card to K. Brown	Notre Dame
43	Pass	Card to M. Klare	Indiana State
40	Pass	Browne to M. Klare	Illinois
36	Rush	Mockobee	Indiana State
35	Rush	Merriweather	Wisconsin
34	Run	Mockobee	Illinois
33	Return	Jackson	Indiana State
32	Pass	Card to M. Klare*	Oregon State
32	Pass	Card to CJ Smith	Northwestern
31	Pass	Card to L. Smith*	Indiana State

* Touchdown scored on play

LONG PLAYS BY PLAYER

	No.	TD	Rush	Rec.	KR	Pr	Int	Fum
Kam Brown	1			1				
Jahmal Edrine	1	1		1				
Elijah Jackson	2	1	1		1			
Max Klare	4	1		4				
J. Merriweather	1		1					
Devin Mockobee	3		3					
CJ Smith	1			1				
Leland Smith	1	1		1				
TOTALS	14	4	5	8	1			

LONG PLAYS BY QUARTERBACK

	No.	TD	30-39	40-59	60-79	80-99	Rush
Ryan Browne	3	1		2	1		
Hudson Card	5	2	3	2			

LONG PLAYS BY YARDS

	No.	TD
100+		
90-99		
80-89		
70-79		
60-69	3	1
50-59	2	1
40-49	2	
30-39	7	2

LONG PLAYS BY PLAY TYPE

	No.	TD
Rushing	5	1
Passing	8	3
Punt Returns		
Kick Returns	1	
Interceptions		
Fumble Returns		
Other		
TOTALS	13	4

REDZONE RECAP

PURDUE SCORED								FAILED TO SCORE					
	Att	Scores	Points	TDs	Rush	Pass	FGM	FGA	Downs	INT	FUM	Half	Game
INDIANA STATE	5	5	35	5	2	3	0	0	0	0	0	0	0
NOTRE DAME	1	1	7	1	0	1	0	0	0	0	0	0	0
Oregon State	4	2	14	2	2	0	0	0	1	0	1	0	0
NEBRASKA	2	1	7	1	0	1	0	1	0	0	0	0	0
Wisconsin	2	2	6	0	0	0	2	0	0	0	0	0	0
Illinois	6	6	35	4	2	2	2	0	0	0	0	0	0
OREGON	1	0	0	0	0	0	0	1	0	0	0	0	0
NORTHWESTERN	4	4	20	2	1	1	2	0	0	0	0	0	0
Ohio State													
PENN STATE													
Michigan State													
Indiana													
TOTALS	25	21	124	15	7	8	6	2	1	0	1	0	0

OPPONENT SCORED								FAILED TO SCORE					
	Att	Scores	Points	TDs	Rush	Pass	FGM	FGA	Downs	INT	FUM	Half	Game
INDIANA STATE	0	0	0	0	0	0	0	0	0	0	0	0	0
NOTRE DAME	4	4	28	4	3	1	0	0	0	0	0	0	0
Oregon State	5	4	24	3	3	0	1	0	1	0	0	0	0
NEBRASKA	4	2	14	2	1	1	0	2	0	0	0	0	0
Wisconsin	4	4	24	3	3	0	1	0	0	0	0	0	0
Illinois	7	7	40	5	3	2	2	0	0	0	0	0	0
OREGON	5	5	35	5	3	2	0	0	0	0	0	0	0
NORTHWESTERN	2	2	10	1	1	0	1	0	0	0	0	0	0
Ohio State													
PENN STATE													
Michigan State													
Indiana													
TOTALS	31	28	175	23	17	6	5	2	1	0	0	0	0

MISC. PASSING STATS

Games 30+ Completions

Player	20	21	22	23	24	Total
Hudson Card			1*	1		2

Games without an Interception (min. 20 passing attempts)

Player	20	21	22	23	24	Total
Ryan Browne					1	1
Hudson Card		2*	3*	6	3	14

Games 300-Yards Passing

Player	20	21	22	23	24	Total
Hudson Card			1*	1		2

Games with Multiple Passing Touchdowns

Player	20	21	22	23	24	Total
Ryan Browne					1	1
Hudson Card			1*	2*	5	9

Completions 30 Yards or More

Player	20	21	22	23	24	Total
Ryan Browne					3	3
Hudson Card			4*	3*	12	24

Completions 50 Yards or More

Player	20	21	22	23	24	Total
Ryan Browne					2	2
Hudson Card			1*	2	1	4

* At a previous school

MISC. RUSHING STATS

Games with 100-Yards Rushing

Player	20	21	22	23	24	Total
Ryan Browne					1	1
Reggie Love III				2*		2
Devin Mockobee			4	2	2	8

Games with a Rushing Touchdown

Player	20	21	22	23	24	Total
Arhmad Branch					1	1
Hudson Card		1*		5		6
Elijah Jackson					1	1
Reggie Love III			2*	3*	2	7
Jaheim Merriweather					1	1
Devin Mockobee			9	6	2	17

Games with Multiple Rushing Touchdowns

Player	20	21	22	23	24	Total
Reggie Love III				1*		1

20-Yard Rushes at Purdue

Player	20	21	22	23	24	Total
Ryan Browne					2	2
Hudson Card				3		3
Elijah Jackson					1	1
Reggie Love III					2	2
Jaheim Merriweather					1	1
Devin Mockobee			5	6	8	19

* At a previous school





MISC. RECEIVING STATS

Games with a Reception

Player	20	21	22	23	24	Total
Drew Biber			1	1	5	7
Kam Brown		7*	11*	8*	2	28
George Burhenn				1	1	2
Jayden Dixon-Veal				7	2	9
Jahmal Edrine		1*	10*		6	17
Ben Furtney				1		1
Elijah Jackson					1	1
Max Klare				5	8	13
Reggie Love III		2*	4*	6*	4	16
Devin Mockobee			11	9	7	27
De'Nylon Morrisette			2*		6	8
Shamar Rigby					5	5
CJ Smith				5*	1	6
Leland Smith					4	4
Andrew Sowinski		2	6	1	3	12
Jaron Tibbs				3	7	10
Jesse Watson					1	1

Games with 5+ Catches

Player	20	21	22	23	24	Total
Kam Brown		1*	1*			2
George Burhenn				1		1
Jahmal Edrine			2*		1	3
Max Klare				1	3	4
Jaron Tibbs					1	1

Games with 100 Yards Receiving

Player	20	21	22	23	24	Total
Kam Brown			1*	1*		2
Jahmal Edrine				1*		1
Max Klare					1	1

Games with a Receiving Touchdown

Player	20	21	22	23	24	Total
Drew Biber				1		1
Kam Brown		1*	3*	2*		6
George Burhenn				1		1
Jayden Dixon-Veal				1		1
Jahmal Edrine			4*		2	6
Max Klare					2	2
Devin Mockobee				1	1	2
De'Nylon Morrisette					2	2
Leland Smith					2	2
Jaron Tibbs					2	2

Games with Multiple Receiving Touchdowns

Player	19	20	21	22	23	Total
Jahmal Edrine				2*		2

30-Yard Receptions at Purdue

Player	20	21	22	23	24	Total
Kam Brown					1	1
Jahmal Edrine					1	1
Max Klare					4	4
Devin Mockobee				1		1
CJ Smith					1	1
Leland Smith					1	1

50-Yard Receptions at Purdue

Player	20	21	22	23	24	Total
Kam Brown				1		1
Jahmal Edrine					1	1
Max Klare					1	1

* At a previous school

MISC. DEFENSIVE STATS

Games with Double-Digit Tackles

Player	20	21	22	23	24	Total
Joseph Jefferson II					1	1
Kydran Jenkins					2	2
Dillon Thieneman				4	1	5

Games with a Tackle for Loss (including assisted TFLs)

Player	19/20	21	22	23	24	Total
Botros Alisandro				1		1
Joe Anderson		1		3	1	5
Winston Berglund					2	2
Kyndrich Breedlove				1*	1	2
Cole Brevard				3	5	8
Markevious Brown			1*	3		4
Jamarius Dinkins		1*	1*			3
Nyland Green				1*	1	2
Will Heldt				1	6	7
Joseph Jefferson II					1	1
Kydran Jenkins		5	7	11	5	28
Yanni Karlaftis			1	3	1	5
Damarjhe Lewis		1			2	3
CJ Madden					1	1
Jeffrey M'Ba				1*	3	4
Jireh Ojata	/3*	9*	9*	8*	1	30
Mo Omonode			1*	2	2	5
Shitta Sillah	1/3*	3*		3*	3	13
Sterling Smith				1*		1
Antonio Stevens					2	2
Dillon Thieneman				2	3	5
Salim Turner-Muhammad	1*					1

Games with Multiple Tackles for Loss

Player	19/20	21	22	23	24	Total
Will Heldt					2	2
Kydran Jenkins		2	2	2	3	9
Damarjhe Lewis					1	1
Jireh Ojata	/2*	4*	4*	6*		16
Mo Omonode				1		1

Games with Multiple Tackles for Loss (contd.)

Player	19/20	21	22	23	24	Total
Shitta Sillah	1*/	1*			1	3

Games with a Sack (including half sacks)

Player	19/20	21	22	23	24	Total
Winston Berglund					1	1
Cole Brevard				1	1	2
Markevious Brown				1		1
Jamarius Dinkins			1*			1
Nyland Green					1	1
Kydran Jenkins		5	4	7	5	21
Will Heldt					4	4
Yanni Karlaftis			1	3		4
Jeffrey M'Ba				1*	1	2
Jireh Ojata	/2*	9*	6*	6*	1	24
Mo Omonode				1	2	4
Shitta Sillah	1/3*	1*		2*	1	8
Dillon Thieneman					1	1

Games with Multiple Sacks

Player	19/20	21	22	23	24	Total
Kydran Jenkins			1	1	2	4
Will Heldt					2	2
Jireh Ojata		4*	3*	4*		11
Mo Omonode				1		1

Games with an Interception

Player	19/20	21	22	23	24	Total
Botros Alisandro				1		1
Kyndrich Breedlove					3	3
Shitta Sillah	/1*					1
Antonio Stevens					1	1
Dillon Thieneman				5		5

* At a previous school





GAME 9 NOTES • Purdue at Ohio State



PASSING CAREER HIGHS *AT PREVIOUS SCHOOL

PLAYER	COMPLETIONS	ATTEMPTS	TOUCHDOWNS	YARDS	LONG
Hudson Card	32, vs. Syracuse, 9/16/23	46, vs. Syracuse, 9/16/23	4, vs. Indiana State, 8/31/24	323, vs. Syracuse, 9/16/23	84, vs. Fresno State, 9/2/23
Ryan Browne	18, at Illinois, 10/12/24	26, at Illinois, 10/12/24	3, at Illinois, 10/12/24	297, at Illinois, 10/12/24	62, at Illinois, 10/12/24
Bennett Meredith	5, at Northwestern, 11/18/23	7, at Northwestern, 11/18/23	-	36, at Northwestern, 11/18/23	21, at Northwestern, 11/18/23

RUSHING CAREER HIGHS *AT PREVIOUS SCHOOL

PLAYER	ATTEMPTS	YARDS	TOUCHDOWNS	LONG
Arhmad Branch	1, at Illinois, 10/12/24	3, at Illinois, 10/12/24	1, at Illinois, 10/12/24	3, at Illinois, 10/12/24
Ryan Browne	21, at Northwestern, 11/18/23	118, at Illinois, 10/12/24	-	23, vs. Oregon, 10/18/24
Hudson Card	13, vs. Wisconsin, 9/22/23	97, vs. Indiana, 11/25/23	1, 5x last vs. Indiana, 11/25/23	32, vs. UTSA, 9/17/22*
Elijah Jackson	3, vs. Indiana State, 8/31/24	83, vs. Indiana State, 8/31/24	1, vs. Indiana State, 8/31/24	69, vs. Indiana State, 8/31/24
Reggie Love III	24, vs. Indiana, 11/11/23*	140, vs. Indiana, 11/11/23*	2, vs. Indiana, 11/11/23*	61, vs. FAU, 9/23/23*
Jaheim Merriweather	4, vs. Indiana State, 8/31/24	35, at Wisconsin, 10/5/24	1, vs. Indiana State, 8/31/24	35, at Wisconsin, 10/5/24
Devin Mockobee	30, vs. Nebraska, 10/15/22	178, vs. Nebraska, 10/15/22	1, 17x last at Illinois, 10/12/24	68, at Minnesota, 10/1/22
Bennett Meredith	4, at Northwestern, 11/18/23	7, at Northwestern, 11/18/23	-	11, at Northwestern, 11/18/23
De'Nylon Morrisette	1, 2x last vs. Oregon, 10/18/24	11, vs. Oregon, 10/18/24	-	11, vs. Oregon, 10/18/24
Shamar Rigby	1, vs. Oregon, 10/18/24	5, vs. Oregon, 10/18/24	-	5, vs. Oregon, 10/18/24
CJ Smith	1, vs. Ball State, 9/9/23*	4, vs. Ball State, 9/9/23*	-	4, vs. Ball State, 9/9/23*

RECEIVING CAREER HIGHS *AT PREVIOUS SCHOOL

PLAYER	RECEPTIONS	YARDS	TOUCHDOWNS	LONG
Drew Biber	3, 2x last vs. Nebraska, 9/28/24	24, vs. Nebraska, 9/28/24	-	22, at Illinois, 10/12/24
George Burhenn	5, vs. Indiana, 11/25/23	74, vs. Indiana, 11/25/23	1, vs. Indiana, 11/25/23	46, vs. Indiana, 11/25/23
Kam Brown	5, 2x last vs. Washington, 9/30/22*	115, vs. Pitt, 12/30/22*	1, 6 times*	67, vs. N.C. Central, 9/16/23*
Jayden Dixon-Veal	4, 2x last at Michigan, 11/4/23	38, at Nebraska, 10/28/23	1, at Nebraska, 10/28/23	29, at Nebraska, 10/28/23
Jahmal Edrine	9, at Ohio, 9/3/22*	109, at MTSU, 11/19/22*	2, 2x last at MTSU, 11/19/22*	53, at Illinois, 10/12/24
Ben Furtney	1, at Maryland, 10/8/22	20, at Maryland, 10/8/22	-	20, at Maryland, 10/8/22
Max Klare	8, at Virginia Tech, 9/9/23	133, at Illinois, 10/12/24	1, 2x last at Oregon State, 9/21/24	62, at Illinois, 10/12/24
Reggie Love III	2, 3x last at Illinois, 10/12/24	14, at Iowa, 11/18/23*	-	11, vs. FAU, 9/23/23*
Devin Mockobee	6, vs. Michigan, 12/3/22	59, vs. Florida Atlantic, 09/24/22	1, 2x last at Illinois, 10/12/24	28, vs. Florida Atlantic, 09/24/22
De'Nylon Morrisette	2, 5x last vs. Oregon, 10/18/24	27, vs. Indiana State, 8/31/24	1, 2x last vs. Notre Dame, 9/14/24	19, vs. Indiana State, 8/31/24
Shamar Rigby	2, 2x last vs. Northwestern, 11/2/24	13, vs. Indiana State, 8/31/24	-	10, vs. Northwestern, 11/2/24
CJ Smith	4, vs. Northwestern, 11/2/24	57, vs. UT Martin, 9/2/23*	-	47, vs. UT Martin, 9/2/23*
Leland Smith	2, 2x last at Oregon State, 9/21/24	47, vs. Indiana State, 8/31/24	1, 2x last vs. Nebraska, 9/28/24	31, vs. Indiana State, 8/31/24
Andrew Sowinski	4, vs. Nebraska, 10/15/22	34, vs. Nebraska, 10/15/22	-	23, vs. Michigan, 12/3/22
Jaron Tibbs	5, vs. Nebraska, 9/28/24	56, vs. Northwestern, 11/2/24	1, 2x last at Illinois, 10/12/24	21, at Illinois, 10/12/24
Jesse Watson	1, vs. Indiana State, 8/31/24	16, vs. Indiana State, 8/31/24	-	16, vs. Indiana State, 8/31/24

KICKING/PUNTING CAREER HIGHS *AT PREVIOUS SCHOOL

PLAYER	PUNTS	LONG	INSIDE 20	FG MADE	LONG
Keelan Crimmins	10, vs. Notre Dame, 9/14/24	64, vs. Notre Dame, 9/14/24	3, vs. Notre Dame, 9/14/24	-	-
Ben Freehill	-	-	-	3, vs. Indiana, 11/25/23	44, vs. Indiana, 11/25/23
RJ Lopez	-	-	-	2, 2x last vs. Wash. State, 10/7/23*	47, vs. Coastal Carolina, 9/2/23*
Spencer Porath	-	-	-	2, 3x last vs. Northwestern, 11/2/24	45, vs. Nebraska, 9/28/24

RETURNS CAREER HIGHS *AT PREVIOUS SCHOOL

PLAYER	KICK RETURN LONG	KICK RETURN TOUCHDOWN	PUNT RETURN LONG	PUNT RETURN TOUCHDOWN
Elijah Jackson	33, vs. Indiana State, 8/31/24	-	-	-
Reggie Love III	30, vs. Mississippi State, 1/2/23*	-	-	-
Devin Mockobee	19, vs. Ohio State, 10/14/23	-	-	-
Andrew Sowinski	-	-	14, 2x last vs. Indiana State, 8/31/24	-
Dillon Thieneman	-	-	20, at Oregon State, 9/21/24	-





DEFENSIVE CAREER HIGHS *AT PREVIOUS SCHOOL

PLAYER	TACKLES	SACKS	TACKLES-FOR-LOSS	INTERCEPTIONS
Botros Alisandro	7, at Michigan, 11/4/23	-	1.0, vs. Wisconsin, 9/22/23	1, vs. Wisconsin, 9/22/23
Joe Anderson	4, 2x last at Illinois, 10/12/24	-	1.0, 2x last vs. Wisconsin, 9/22/23	-
Winston Berglund	5, vs. Nebraska, 9/28/24	1.0, vs. Nebraska, 9/28/24	1.0, 2x last at Wisconsin, 10/5/24	-
Smiley Bradford	6, vs. Oregon, 10/18/24	-	-	-
Kyndrich Breedlove	8, vs. Oregon, 10/18/24	-	1.0, 2x last vs. Indiana State, 8/31/24	2, at Wisconsin, 10/5/24
Cole Brevard	3, 2x last vs. Northwestern, 11/2/24	1.0, at Michigan, 11/4/23	1.0, 6x last at Illinois, 10/12/24	-
Anthony Brown	2, vs. Notre Dame, 9/14/24	-	-	-
Markevious Brown	9, vs. Fresno State, 9/2/23	1.0, vs. Illinois, 9/30/23	1.0, 4x last at Iowa, 10/7/23	-
Drake Carlson	2, at Wisconsin, 10/5/24	-	-	-
Jamarius Dinkins	3, 4x last at Illinois, 10/12/24	1.0, vs. Louisville, 11/26/22*	1.0, 2x last vs. Ball State, 9/2/23*	-
Tarrion Grant	3, at Oregon State, 9/21/24	-	-	-
Nyland Green	4, 2x last at Illinois, 10/12/24	1.0, at Illinois, 10/12/24	1, at Illinois, 10/12/24	-
Jamarrion Harkless	2, at Illinois, 10/12/24	-	-	-
Will Heldt	8, at Wisconsin, 10/5/24	2.0, vs. Indiana State, 8/31/24	3.0, vs. Indiana State, 8/31/24	-
Ty Hudkins	1, vs. Indiana State, 8/31/24	-	-	-
Caleb Irving	1, vs. Indiana State, 8/31/24	-	-	-
Joseph Jefferson II	10, at Oregon State, 9/21/24	-	1.0, at Oregon State, 9/21/24	-
Kydran Jenkins	16, at Oregon State, 9/21/24	2.0, 2x last at Oregon State, 9/21/24	4.5, at Nebraska, 10/28/23	-
Yanni Karlaftis	9, vs. Ohio State, 10/14/23	1.0, 2x last at Northwestern, 11/18/23	1.0, 3x last vs. Oregon, 10/18/24	-
Demeco Kennedy	2, at Wisconsin, 10/5/24	-	-	-
Nick Levy	1, 3x last at Wisconsin, 10/5/24	-	-	-
Damarjhe Lewis	4, vs. Indiana State, 8/31/24	-	2.0, vs. Indiana State, 8/31/24	-
Jeffrey M'Ba	6, vs. Indiana State, 8/31/24	1.0, 2x last vs. Ohio State, 10/14/23	1, 2x last vs. Ohio State, 10/14/23	-
CJ Madden	3, at Oregon State, 9/21/24	-	0.5, at Oregon State, 9/21/24	-
Hudson Miller	5, 2x last vs. Northwestern, 11/2/24	-	-	-
Jireh Ojata	10, vs. Defiance, 4/17/21*	3.0, at Defiance, 10/30/21*	4.0, vs. Manchester, 11/4/23*	-
Mo Omonode	3, 3x last at Oregon State, 9/21/24	1.5, at Northwestern, 11/18/23	2.0, at Northwestern, 11/18/23	-
Derrick Rogers Jr.	2, at Northwestern, 11/18/23	-	-	-
Shitta Sillah	7, 2x last at UMass, 9/11/21*	1.0, 7x last vs. Notre Dame, 9/14/24	2.5, vs. NC State, 10/19/19*	1, vs. Louisville, 11/28/20
Trey Smith	1, vs. Indiana State, 8/31/24	-	-	-
Sterling Smith	7, vs. Merrimack, 9/2/23*	1.0, at Boston College, 9/9/23*	-	-
Joey Sumlin	1, vs. Indiana State, 8/31/24	-	-	-
Antonio Stevens	8, vs. Notre Dame, 9/14/24	-	1.0, vs. Oregon, 10/18/24	1, vs. Northwestern, 11/2/24
Dillon Thieneman	14, 2x last at Oregon State, 9/21/24	1.0, vs. Notre Dame, 9/14/24	1.0, 4x last at Wisconsin, 10/5/24	2, vs. Indiana, 11/25/23
Salim Turner-Muhammad	5, at Washington, 12/5/20*	-	1.0, at Washington, 12/5/20*	-

THE LAST TIME A BOILERMAKER

Rushed for 100 yards or more	Browne, Mockobee at Illinois, Oct. 12, 2024 (118, 102)	Had 400 or more yards total offense	Ryan Browne at Illinois, Oct. 12, 2024 (415)
Rushed for 150 yards or more	Devin Mockobee at Oregon State, Sept. 21, 2024 (168)	Had 500 or more yards total offense	Aidan O'Connell vs. Tennessee, Dec. 30, 2021 (525)
Rushed for 200 yards or more	Markell Jones vs. Indiana, Nov. 25, 2017 (217)	Had 100 yards passing and rushing	Ryan Browne at Illinois, Oct. 12, 2024 (297 p, 118 r)
Rushed for 250 yards or more	Mike Alstott at Indiana, Nov. 24, 1995 (265)		
QB rushed for 100 or more yards	Ryan Browne at Illinois, Oct. 12, 2024 (118)	Had 150 or more all-purpose yards	Devin Mockobee at Oregon State, Sept. 21, 2024 (168)
Rushed 20 or more times	Ryan Browne at Northwestern, Nov. 18, 2023 (21)	Had 200 or more all-purpose yards	Tyrone Tracy Jr. at Northwestern, Nov. 18, 2023 (266)
Rushed 30 or more times	Devin Mockobee vs. Nebraska, Oct. 15, 2022 (30)	Had 250 or more all-purpose yards	Tyrone Tracy Jr. at Northwestern, Nov. 18, 2023 (266)
Rushed for three touchdowns	D.J. Knox vs. Ohio State, Oct. 20, 2018 (3)		
Rushed for four or more touchdowns	Kory Sheets vs. Miami (Ohio), Sept. 9, 2006 (4)	Accounted for five touchdowns	Aidan O'Connell vs. Tennessee, Dec. 30, 2021 (5 pass)
Had a run of 50 yards or more	Devin Mockobee at Oregon State, Sept. 21, 2024 (63)		
		Intercepted two or more passes	Kyndrich Breedlove at Wisconsin, Oct. 5, 2024 (2)
Passed for 300 or more yards	Hudson Card vs. Syracuse, Sept. 16, 2023 (323)	Intercepted three or more passes	Anthony Brown vs. Nebraska, Oct. 31, 2015 (3)
Passed for 400 or more yards	Aidan O'Connell at Syracuse, Sept. 17, 2022 (424)	Intercepted four or more passes	Paul Beery at Wisconsin, Oct. 9, 1976 (4)
Passed for 500 or more yards	Aidan O'Connell vs. Tennessee, Dec. 30, 2021 (534)	Forced two or more fumbles	Dillon Thieneman at Nebraska, Oct. 28, 2023 (2)
Attempted 40 or more passes	Hudson Card at Iowa, Oct. 7, 2023 (40)	Recovered two or more fumbles	Cole Brevard at Nebraska, Oct. 28, 2023 (2)
Completed 30 or more passes	Hudson Card vs. Syracuse, Sept. 16, 2023 (32)	Recorded 10 or more tackles	Kydran Jenkins at Illinois, Oct. 12, 2024 (10)
Threw five or more touchdowns	Aidan O'Connell vs. Tennessee, Dec. 30, 2021 (5)	Recorded 15 or more tackles	Kydran Jenkins at Oregon State, Sept. 21, 2024 (16)
Completed a pass of 50 yards or more	Ryan Browne at Illinois, Oct. 12, 2024 (62)	Had two or more sacks	Kydran Jenkins at Oregon State, Sept. 21, 2024 (2)
Completed a pass of 75 yards or more	Hudson Card vs. Fresno State, Sept. 2, 2023 (84)		
Threw three or more interceptions	Aidan O'Connell at Wisconsin, Oct. 22, 2022 (3)	Scored 10 or more points kicking	Mitchell Fineran vs. Michigan, Dec. 3 2022 (15)
		Made four field goals	Mitchell Fineran vs. Michigan, Dec. 3 2022 (5)
Caught 10 or more passes	Abdur-Rahmaan Yaseen vs. Syracuse, Sept. 16, 2023 (10)	Made five or more field goals	Mitchell Fineran vs. Michigan, Dec. 3 2022 (5)
Caught 15 or more passes	Rondale Moore at Minnesota, Nov. 20, 2020 (15)	Made a field goal of 50 or more yards	J.D. Dellinger vs. TCU, Sept. 14, 2019 (53)
Had 100 or more yards receiving	Max Klare at Illinois, Oct. 12, 2024 (133)	Had a punt 60 or more yards	Keelan Crimmins vs. Notre Dame, Sept. 14, 2024 (64)
Had 150 or more yards receiving	Deion Burks vs. Fresno State, Sept. 2, 2023 (152)	Had a punt 70 or more yards	Joe Schopper at Michigan State, Oct. 27, 2018 (74)
Had 200 or more yards receiving	Broc Thompson vs. Tennessee, Dec. 30, 2021 (217)	Punted 10 or more times	Keelan Crimmins vs. Notre Dame, Sept. 14, 2024 (10)
Caught three or more touchdowns	Charlie Jones vs. Indiana State, Sept. 10, 2022 (3)	Totalled 100 or more punt return yards	Anthony Chambers vs. Penn State, Oct. 11, 2003 (149)
Caught a pass of 50 yards or more	Max Klare at Illinois, Oct. 12, 2024 (62)	Totalled 100+ kickoff return yards	Tyrone Tracy Jr. vs. Fresno State, Sept. 2, 2023 (144)
Caught a pass of 75 yards or more	Deion Burks vs. Fresno State, Sept. 2, 2023 (84)		





THE LAST TIME THE BOILERMAKERS

	Purdue	Opponent
Had 300 or more yards rushing	at Northwestern, Nov. 18, 2023 (303)	at Oregon State, Sept. 21, 2024 (341)
Had 400 or more yards rushing	at Northwestern, Oct. 26, 2002 (407)	Wisconsin, Nov. 23, 2019 (403)
Had 50 or more rushing attempts	at Northwestern, Nov. 18, 2023 (54)	at Oregon State, Sept. 21, 2024 (57)
Had two players with 100 yards rushing	at Illinois, Oct. 12, 2024 Ryan Browne (118) and Devin Mockobee (102)	Notre Dame, Sept. 15, 2024 Jeremiyah Love (109), Riley Leonard (100)
Had a player with three straight 100-yard rushing games	Zander Horvath (2019 - Indiana, 2020 - Iowa, at Illinois)	
Had 400 or more passing yards	at Syracuse, Sept. 17, 2022 (424)	Vanderbilt, Sept. 7, 2019 (420)
Had 500 or more passing yards	vs. Tennessee, Dec. 30, 2021 (534)	Never
Had 45 or more passing attempts	Syracuse, Sept. 16, 2023 (46)	Fresno State, Sept. 2, 2023 (45)
Had 30 or more passing completions	Indiana State, Aug. 31, 2024 (30)	Fresno State, Sept. 2, 2023 (32)
Threw four or more passing touchdowns	Indiana State, Aug. 31, 2024 (4)	Ohio State, Oct. 14, 2023 (4)
Threw three or more passing interceptions	at Wisconsin, Oct. 22, 2022 (3)	at Nebraska, Oct. 30, 2021 (4)
Had two players with 100 yards receiving	at Northwestern, Nov. 20, 2021 (Wright - 213, Bell - 101)	Ohio State, Nov. 13, 2021 (Smith-Njigba - 139, Garrett Wilson - 126)
Had three players with 100 yards receiving	Missouri, Sept. 15, 2018 (Rondale Moore 137, Brycen Hopkins 136 and Isaac Zico 100)	
Had a 200-yard passer and a 100-yard rusher	at Illinois, Oct. 12, 2024 (Ryan Browne 297 passing, Browne 118 rushing, Mockobee 102 rushing)	
Had a 100-yard rusher and a 100-yard receiver	at Illinois, Oct. 12, 2024 (Browne 118 rushing; Mockobee 102 rushing, Klare 133 receiving)	
Had 600 or more yards of total offense	Minnesota, Nov. 11, 2023 (604)	vs. Tennessee, Dec. 30, 2021 (666)
Ran 80 or more total plays of offense	at Iowa, Oct. 7, 2023 (80)	Fresno State, Sept. 2, 2023 (82)
Scored 40 or more points	at Illinois, Oct. 12, 2024 (49)	at Illinois, Oct. 12, 2024 (50)
Scored 50 or more points	Indiana State, Sept. 10, 2022 (56)	at Illinois, Oct. 12, 2024 (50)
Scored 60 or more points	at Indiana, Nov. 22, 2008 (62)	Notre Dame, Sept. 15, 2024 (66)
Was held scoreless	Oregon, Oct. 18, 2024 (35-0) Held opponents scoreless 181 times (173 wins)	Indiana State, Aug. 31, 2024 (49-0) Held scoreless by opponents 125 times (117 losses)
Did not allow a touchdown	Indiana State, Aug. 31, 2024	Oregon, Oct. 18, 2024
Did not commit a turnover	Northwestern, Nov. 2, 2024	Nebraska, Sept. 28, 2024
Committed five or more turnovers	Wisconsin, Oct. 23, 2021 (5)	Nebraska, Oct. 31, 2015 (5)
Intercepted four or more passes	Nebraska, Oct. 30, 2021 (4)	Northwestern, Nov. 12, 2016 (4)
Returned an interception for a touchdown	at Indiana, Nov. 26, 2022 (Cory Trice, 8 yards)	Nebraska, Sept. 28, 2024 (John Bullock, 29 yards)
Returned a fumble for a touchdown	at Illinois, Oct. 12, 2024 (Will Heldt, 16 yards)	at Minnesota, Nov. 10, 2018
Recovered a fumble on a kickoff	at Nebraska, Oct. 28, 2023 (Antonio Stevens)	
Forced a fumble on the opening kickoff	at Nebraska, Oct. 28, 2023 (Anthony Brown)	
Held opponent to 50 or fewer rushing yards	at Virginia Tech, Sept. 9, 2023 (11)	Northwestern, Nov. 2, 2024 (47)
Held opponent to 100 or fewer passing yards	Indiana State, Aug. 31, 2024 (50)	Oregon, Oct. 18, 2024 (93)
Held opponent to 200 or fewer yards of total offense	Indiana State, Aug. 31, 2024 (154)	Notre Dame, Sept. 15, 2024 (162)
Scored a safety	Rutgers, Nov. 28, 2020 (Branson Deen)	Northwestern, Nov. 9, 2019
Recorded five or more sacks	at Illinois, Oct. 12, 2024 (5)	at Iowa, Oct. 7, 2023 (6)
Stopped a two-point conversion	at Maryland, Oct. 8, 2022	at Illinois, Oct. 12, 2024
Returned a kickoff for a touchdown	Fresno State, Sept. 2, 2023 (Tyrone Tracy Jr., 98 yards)	Rutgers, Nov. 28, 2020 (Aron Cruickshank, 100 yards)
Returned a punt for a touchdown	Northern Illinois, Sept. 19, 2009 (Aaron Valentin, 62 yards)	Michigan, Nov. 1, 2008 (Martavious Odoms, 73 yards)
Returned a blocked punt for a touchdown	Northern Colorado, Sept. 6, 2008 (Mike Conway, 11 yards)	Virginia Tech, Sept. 19, 2015 (Anthony Shegog, 15 yards)
Blocked a punt	Indiana State, Aug. 31, 2024 (Leland Smith)	Northwestern, Nov. 19, 2022 (Anthony Tyus III)
Blocked a field goal	Nebraska, Sept. 28, 2024 (2x, Damarjhe Lewis, Joe Anderson)	at Nebraska, Oct. 28, 2023 (Elijah Jeudy)
Blocked a PAT kick	at Maryland, Oct. 8, 2022 (Cam Allen)	Illinois, Sept. 30, 2023 (Jer'Zhan Newton)
Missed a PAT kick	Syracuse, Sept. 16, 2023 (Ben Freehill)	Ohio State, Oct. 14, 2023 (Jayden Fielding)
Scored a 2-point conversion	at Illinois, Oct. 12, 2024 (Jahmal Edrine pass from Ryan Browne)	Wisconsin, Sept. 22, 2023 (W. Pauling pass to T. Mordecai)
Did not punt	Nevada, Sept. 24, 2016	at Wisconsin, Nov. 23, 2019
Recovered an onside kick (as kicking team)	at Illinois, Oct. 12, 2024	
Had 30 or more first downs	Nebraska, Oct. 15, 2022 (38)	vs. Tennessee, Dec. 30, 2021 (31)
Had 35 or more minutes of possession time	at Iowa, Oct. 7, 2023 (35:28)	Northwestern, Nov. 2, 2024 (35:01)
Was involved in an overtime game	Northwestern, Nov. 2, 2024 (20-26)	





SEASON HIGHS BY PURDUE AND OPPONENTS

PURDUE INDIVIDUAL SEASON HIGHS

RUSHES	17 Ryan Browne at Ohio State (10/12/2024)
YARDS RUSHING	168 Devin Mockobee at Oregon State (09/21/2024)
TD RUSHES	1 Arhmad Branch at Illinois (10/12/2024)
	1 Elijah Jackson vs. Indiana State (08/31/2024)
	1 Reggie Love III vs. Indiana State (08/31/2024)
	1 Reggie Love III at Oregon State (09/21/2024)
	1 Jaheim Merriweather vs. Indiana State (08/31/2024)
	1 Devin Mockobee at Oregon State (09/21/2024)
	1 Devin Mockobee at Illinois (10/12/2024)
	1 Devin Mockobee vs. Northwestern (11/02/2024)
LONG RUSH	69 Elijah Jackson vs. Indiana State (08/31/2024)
PASS ATTEMPTS	37 Ryan Browne vs. Northwestern (11/02/2024)
PASS COMPLETIONS	24 Hudson Card vs. Indiana State (08/31/2024)
YARDS PASSING	297 Ryan Browne at Illinois (10/12/2024)
TD PASSES	4 Hudson Card vs. Indiana State (08/31/2024)
LONG PASS	62 Ryan Browne at Illinois (10/12/2024)
RECEPTIONS	6 Max Klare at Illinois (10/12/2024)
	6 Max Klare vs. Northwestern (11/02/2024)
YARDS RECEIVING	133 Max Klare at Illinois (10/12/2024)
TD RECEPTIONS	1 Jahmal Edrine at Illinois (10/12/2024)
	1 Jahmal Edrine vs. Northwestern (11/02/2024)
	1 Max Klare (2x, vs. Indiana State and at Oregon State)
	1 Devin Mockobee at Illinois (10/12/2024)
	1 De'Nylon Morrisette (2x, vs. Indiana State and Notre Dame)
	1 Leland Smith (2x, vs. Indiana State and Nebraska)
	1 Jaron Tibbs (2x, vs. Indiana State and at Illinois)
LONG RECEPTION	62 Max Klare at Illinois (10/12/2024)
FIELD GOALS	2 Spencer Porath (3x, at Wisconsin, Illinois, Northwestern)
LONG FIELD GOAL	45 Spencer Porath vs. Nebraska (09/28/2024)
PUNTS	10 Keelan Crimmins vs. Notre Dame (09/14/2024)
PUNTING AVG	48.5 Keelan Crimmins at Illinois (10/12/2024)
LONG PUNT	64 Keelan Crimmins vs. Notre Dame (09/14/2024)
PUNTS INSIDE 20	3 Keelan Crimmins vs. Notre Dame (09/14/2024)
LONG PUNT RETURN	20 Dillon Thieneman at Oregon State (09/21/2024)
LONG KICKOFF RETURN	33 Elijah Jackson vs. Indiana State (08/31/2024)
TACKLES	16 Kydran Jenkins at Oregon State (09/21/2024)
SACKS	2 Will Heldt vs. Indiana State (08/31/2024)
	2 Kydran Jenkins at Oregon State (09/21/2024)
TACKLES FOR LOSS	3 Will Heldt vs. Indiana State (08/31/2024)
	3 Kydran Jenkins at Oregon State (09/21/2024)

PURDUE TEAM SEASON HIGHS

RUSHES	40 vs. Oregon (10/18/2024)
YARDS RUSHING	263 at Oregon State (09/21/2024)
YARDS PER RUSH	8.8 at Oregon State (09/21/2024)
TD RUSHES	3 vs. Indiana State (08/31/2024)
PASS ATTEMPTS	41 vs. Northwestern (11/02/2024)
PASS COMPLETIONS	30 vs. Indiana State (08/31/2024)
YARDS PASSING	335 vs. Indiana State (08/31/2024)
YARDS PER PASS	11.4 at Illinois (10/12/2024)
TD PASSES	4 vs. Indiana State (08/31/2024)
TOTAL PLAYS	66 vs. Indiana State (08/31/2024)
TOTAL OFFENSE	583 vs. Indiana State (08/31/2024)
YARDS PER PLAY	9.2 at Illinois (10/12/2024)
POINTS	49 vs. Indiana State (08/31/2024)
	49 at Illinois (10/12/2024)
SACKS BY	5 at Illinois (10/12/2024)
FIRST DOWNS	26 vs. Indiana State (08/31/2024)
PENALTIES	13 vs. Nebraska (09/28/2024)
PENALTY YARDS	165 vs. Nebraska (09/28/2024)
TURNOVERS	2 vs. Notre Dame (09/14/2024)
	2 at Oregon State (09/21/2024)
	2 vs. Oregon (10/18/2024)
PUNTS	10 vs. Notre Dame (09/14/2024)
PUNTING AVG	48.5 at Illinois (10/12/2024)
LONG PUNT	64 vs. Notre Dame (09/14/2024)
PUNTS INSIDE 20	3 vs. Notre Dame (09/14/2024)
LONG PUNT RETURN	20 at Oregon State (09/21/2024)

OPPONENT INDIVIDUAL SEASON HIGHS

RUSHES	22 Jam Griffin at Oregon State (09/21/2024)
YARDS RUSHING	137 Jam Griffin at Oregon State (09/21/2024)
TD RUSHES	3 Riley Leonard vs. Notre Dame (09/14/2024)
	3 Tawee Walker at Wisconsin (10/05/2024)
LONG RUSH	70 Jadarian Price vs. Notre Dame (09/14/2024)
PASS ATTEMPTS	35 Jack Lausch vs. Northwestern (11/02/2024)
PASS COMPLETIONS	23 Jack Lausch vs. Northwestern (11/02/2024)
YARDS PASSING	379 Luke Altmyer at Illinois (10/12/2024)
TD PASSES	3 Braedyn Locke at Wisconsin (10/05/2024)
	3 Luke Altmyer at Illinois (10/12/2024)
LONG PASS	69 Braedyn Locke at Wisconsin (10/05/2024)
RECEPTIONS	8 Cam Porter vs. Northwestern (11/02/2024)
YARDS RECEIVING	134 Trech Kekahuna at Wisconsin (10/05/2024)
TD RECEPTIONS	2 Trech Kekahuna at Wisconsin (10/05/2024)
LONG RECEPTION	69 Trech Kekahuna at Wisconsin (10/05/2024)
FIELD GOALS	3 David Olano at Illinois (10/12/2024)
LONG FIELD GOAL	49 David Olano at Illinois (10/12/2024)
PUNTS	9 Harry Traum vs. Indiana State (08/31/2024)
PUNTING AVG	53.0 Josh Green at Oregon State (09/21/2024)
LONG PUNT	57 Josh Green at Oregon State (09/21/2024)
PUNTS INSIDE 20	2 Brian Buschini vs. Nebraska (09/28/2024)
LONG PUNT RETURN	24 Hank Beatty at Illinois (10/12/2024)
LONG KICKOFF RETURN	30 Rashad Rochelle vs. Indiana State (08/31/2024)
	30 Zachary Card at Oregon State (09/21/2024)
TACKLES	14 Garret Ollendieck vs. Indiana State (08/31/2024)
SACKS	2 James Williams vs. Nebraska (09/28/2024)
TACKLES FOR LOSS	3 Jaylen Pate vs. Northwestern (11/02/2024)
INTERCEPTIONS	1 Boubacar Traore vs. Notre Dame (09/14/2024)
	1 Kyngstonn Viliamu-Asa vs. Notre Dame (09/14/2024)
	1 Zakaih Saez at Oregon State (09/21/2024)
	1 John Bullock vs. Nebraska (09/28/2024)

OPPONENT TEAM SEASON HIGHS

RUSHES	57 at Oregon State (09/21/2024)
YARDS RUSHING	362 vs. Notre Dame (09/14/2024)
YARDS PER RUSH	8.2 vs. Notre Dame (09/14/2024)
TD RUSHES	6 vs. Notre Dame (09/14/2024)
PASS ATTEMPTS	34 at Illinois (10/12/2024)
PASS COMPLETIONS	21 at Wisconsin (10/05/2024)
YARDS PASSING	379 at Illinois (10/12/2024)
YARDS PER PASS	11.3 at Wisconsin (10/05/2024)
TD PASSES	3 at Wisconsin (10/05/2024)
	3 at Illinois (10/12/2024)
TOTAL PLAYS	75 at Oregon State (09/21/2024)
TOTAL OFFENSE	589 at Wisconsin (10/05/2024)
YARDS PER PLAY	8.3 vs. Notre Dame (09/14/2024)
POINTS	66 vs. Notre Dame (09/14/2024)
SACKS BY	5 vs. Nebraska (09/28/2024)
FIRST DOWNS	28 at Wisconsin (10/05/2024)
	28 at Illinois (10/12/2024)
PENALTIES	11 vs. Nebraska (09/28/2024)
PENALTY YARDS	94 vs. Nebraska (09/28/2024)
TURNOVERS	2 at Wisconsin (10/05/2024)
PUNTS	10 vs. Indiana State (08/31/2024)
PUNTING AVG	53.0 at Oregon State (09/21/2024)
LONG PUNT	57 at Oregon State (09/21/2024)
PUNTS INSIDE 20	2 vs. Nebraska (09/28/2024)
LONG PUNT RETURN	11 vs. Notre Dame (09/14/2024)





GAME 9 NOTES • Purdue at Ohio State



GAME 1

49 PURDUE 0 INDIANA STATE

Aug. 31, 2024
ROSS-ADE STADIUM • WEST LAFAYETTE, IND.

In front of Ross-Ade Stadium's largest crowd (59,488) for a season opener since 2005, the Boilermakers steamrolled to a 49-0 victory over Indiana State.

Senior quarterback Hudson Card tied the all-time FBS record for completion percentage (minimum 20 completions), completing 24 of 25 passes (96%). He threw for 273 yards and a career-high four touchdowns before being pulled near the end of the third quarter once the game was already in hand.

The Purdue offense posted its highest passing output of the Ryan Walters era so far, totaling 335 yards and four touchdowns, with 12 different players catching a pass. Seven different Boilermakers scored a touchdown for the first time since Sept. 15, 2012 vs. Eastern Michigan.

Tight end Max Klare led the aerial attack with a career-high 71 receiving yards and his first career touchdown, a nine-yard dot from Card on 3rd-and-Goal for the team's first score of 2024.

The Purdue rushing attack combined for 31 carries for 248 yards (8.0 average) and three touchdowns, with junior running back Devin Mockobee leading the way on 11 carries for 89 yards.

The Boilermaker defense made life difficult for the Sycamores all afternoon, holding both phases of the offense in check. Purdue forced six three-and-outs, facing the minimum 12 offensive plays in Indiana State's first four drives.

Purdue gave up just 50 yards on five passes, the lowest total allowed in a game since 2019 and the fifth time since 1996 that the Boilermakers allowed 50 passing yards or fewer. The rushing defense was stout as well, allowing 104 yards on 53 carries, just 2.4 yards per attempt.

Will Heldt and Antonio Stevens tied for the team lead with seven tackles, career highs for both players.

GAME 1 BOX SCORE

Indiana State	0	0	0	0	0
Purdue	7	14	14	14	49

Scoring Summary

Qtr.	Play	Score
1st	PUR - #86 M.Klare 9 yd pass from #1 H.Card (kick)	7-0
2nd	PUR - #13 J.Tibbs 8 yd pass from #1 H.Card (kick)	14-0
2nd	PUR - #8 D.Morrisette 8 yd pass from #1 H.Card (kick)	21-0
3rd	PUR - #23 R.Love 6 yd rush (kick)	28-0
3rd	PUR - #12 L.Smith 31 yd pass from #1 H.Card (kick)	35-0
4th	PUR - #33 E.Jackson 69 yd rush (kick)	42-0
4th	PUR - #3 J.Merriweather 4 yd rush (kick)	49-0

Team Statistics	PUR	ISU
FIRST DOWNS	26	11
RUSHING YARDS	248	104
PASSING YARDS	335	50
TOTAL OFFENSE	583	154
CAPTAINS: Hudson Card, Gus Hartwig, Kydran Jenkins, Mo Omonode		
COIN TOSS: Purdue won the toss, deferred to second half		
RUSHING: Devin Mockobee - 11 att, 89 yds		
PASSING: Hudson Card - 24 comp, 25 att (96%), 273 yds, 4 TDs		
RECEIVING: Max Klare - 5 rec, 71 yds, 1 TD		
TACKLES: Will Heldt, Antonio Stevens - 7 tkls		
TACKLES-for-LOSS: Will Heldt - 3 TFLs		
SACKS: Will Heldt - 2 sacks		
INTERCEPTIONS: none		

GAME 2

66 NOTRE DAME 7 PURDUE

Sept. 14, 2024
ROSS-ADE STADIUM • WEST LAFAYETTE, IND.

Purdue dropped a 66-7 decision to No. 18 Notre Dame on Saturday afternoon at Ross-Ade Stadium.

Senior running back Reggie Love III led the rushing attack, logging 10 carries for 61 yards and a 6.1 average against a stout Notre Dame defense.

Quarterback Hudson Card completed 11-of-24 passes for 124 yards and a touchdown. After a tough first half, he got the Boilers moving down the field with a 52-yard pass to Kam Brown in the third quarter.

Two plays later, Card tossed a five-yard touchdown to De'Nylon Morrisette, scoring the Boilermakers' only points of the afternoon. It was Morrisette's second score of the season.

Leading the team in catches again was Max Klare, who recorded three receptions for 36 yards.

On defense, sophomore Dillon Thieneman was Purdue's leading tackler for the ninth time in his young career, finishing with nine stops (six solos) and his first sack of the season.

Shitta Sillah notched his first sack as a Boilermaker, dropping quarterback Steve Angeli for a 10-yard loss in the third quarter. Will Heldt and Kydran Jenkins also combined for a sack in the fourth quarter.

Punter Keelan Crimmins averaged 47.3 yards per kick on his 10 reps Saturday with two balls over 50 yards, a long of 64, and three inside the 20-yard line.

Notre Dame built up a 42-0 lead at the break and led by 49 before Purdue got on the board with Morrisette's touchdown grab with 9:33 to play in the third.

GAME 2 BOX SCORE

Notre Dame	14	28	10	14	66
Purdue	0	0	7	0	7

Scoring Summary

Qtr.	Play	Score
1st	ND - #4 J.Love 48 yd rush (kick)	0-7
1st	ND - #13 R.Leonard 3 yd rush (kick)	0-14
2nd	ND - #13 R.Leonard 34 yd rush (kick)	0-21
2nd	ND - #13 R.Leonard 13 yd rush (kick)	0-28
2nd	ND - #5 B.Traore 34 yd interception return (kick)	0-35
2nd	ND - #24 J.Price 70 yd rush (kick)	0-42
3rd	ND - #87 C.Flanagan 28 yd pass from #18 S.Angeli (kick)	0-49
3rd	PUR - #8 D.Morrisette 5 yd pass from #1 H.Card (kick)	7-49
3rd	ND - #98 M.Jeter 42 yd FG	7-52
4th	ND - #84 K.Bauman 8 yd pass from #18 S.Angeli (kick)	7-59
4th	ND - #8 K.Minchey 5 yd rush (kick)	7-66

Team Statistics	PUR	ND
FIRST DOWNS	6	27
RUSHING YARDS	38	362
PASSING YARDS	124	216
TOTAL OFFENSE	162	578
CAPTAINS: Hudson Card, Jahmal Edrine, Will Heldt, Dillon Thieneman		
COIN TOSS: Purdue won the toss, deferred to second half		
RUSHING: Reggie Love III - 10 att, 61 yds		
PASSING: Hudson Card - 11 comp, 24 att (45.8%), 124 yds, 1 TD		
RECEIVING: Kam Brown - 1 rec, 52 yds		
TACKLES: Dillon Thieneman - 9 tkls		
TACKLES-for-LOSS: Damarjhe Lewis, Shitta Sillah, Dillon Thieneman - 1		
SACKS: Shitta Sillah, Dillon Thieneman - 1 sack		
INTERCEPTIONS: none		

GAME 3

38 OREGON STATE 21 PURDUE

Sept. 21, 2024
RESER STADIUM • CORVALLIS, ORE.

Purdue dropped its first road game of the season, falling 38-21 at Oregon State.

Running back Devin Mockobee eclipsed 2,000 career rushing yards. He gained 100 yards for the first time this season and the seventh time in his career, finishing with 168 yards on 16 carries for a 10.5-yard average and a touchdown.

The junior led the backfield as Purdue posted its highest rushing output (263 yards) since combining for 303 yards on the ground at Northwestern on Nov. 18, 2023.

Early Purdue turnovers spelled trouble after a promising defensive start, when the Boilers turned the Beavers over on downs just four plays into the game. The offense took the ball at the Oregon State 28-yard line and had three carries for 17 yards before a lost fumble spoiled a red zone trip.

On the next offensive possession, Hudson Card's pass to the flat took an unfortunate bounce off the leg of his target and was picked off and returned for a touchdown by the Beavers' defense.

On a two-play, 47-yard drive, Max Klare hauled in a 32-yard heave from Card for Purdue's first score, cutting the Beavers' lead in half.

The score was 24-7 before Purdue answered again in the fourth quarter, when Reggie Love III capped a 7-play, 75-yard drive with his second touchdown of the season.

After another Oregon State score, Mockobee broke free for a 63-yard gain, the longest run of the night. It set up his three-yard touchdown two plays later, making the tally 31-21, Beavers.

Purdue ultimately gave up one more touchdown and fell to 1-2 on the season.

GAME 3 BOX SCORE

Purdue	0	7	0	14	21
Oregon State	7	10	7	14	38

Scoring Summary

Qtr.	Play	Score
1st	OSU - #10 J.Saez 20 yd interception return (kick)	0-7
2nd	OSU - #0 A.Hankerson 1 yd rush (kick)	0-14
2nd	PUR - #86 M.Klare 32 yd pass from #1 H.Card (kick)	7-14
2nd	OSU - #35 E.Hayes 29 yd FG	7-17
3rd	OSU - #12 Z.Card 26 yd rush (kick)	7-24
4th	PUR - #23 R.Love 2 yd rush (kick)	14-24
4th	OSU - #8 J.Griffin 14 yd rush (kick)	14-31
4th	PUR - #45 D.Mockobee 3 yd rush (kick)	21-31
4th	OSU - #0 A.Hankerson 12 yd rush (kick)	21-38

Team Statistics	PUR	OSU
FIRST DOWNS	13	25
RUSHING YARDS	263	341
PASSING YARDS	56	104
TOTAL OFFENSE	319	445
CAPTAINS: Hudson Card, Jeffrey M'ba, Marcus Mbowa, Antonio Stevens		
COIN TOSS: Purdue won the toss, deferred to second half		
RUSHING: Devin Mockobee - 16 att, 168 yds, 1 TD		
PASSING: Hudson Card - 7 comp, 17 att (41.2%), 1 TD		
RECEIVING: Max Klare - 2 rec, 46 yds		
TACKLES: Kydran Jenkins - 16 tkls		
TACKLES-for-LOSS: Kydran Jenkins - 3 TFLs		
SACKS: Kydran Jenkins - 2 sacks		
INTERCEPTIONS: none		





GAME 9 NOTES • Purdue at Ohio State



GAME 4

28 NEBRASKA 10 PURDUE

Sept. 28, 2024
ROSS-ADE STADIUM • WEST LAFAYETTE, IND.

Purdue fell in a 28-10 defeat to Nebraska on homecoming at Ross-Ade Stadium.

After a penalty-plagued first half by both teams, the score remained tied at zero at the break. It was the first 0-0 halftime score in a Purdue game since Sept. 25, 1993, against Notre Dame.

The Boilermaker defense and special teams collectively starred in the first half, bowing up to make six stops in their own territory. The Cornhuskers were held to three punts and three field goal attempts. All three field goal attempts were missed, with the Boilers blocking two of the three. It was the first time Purdue has blocked multiple kicks in a game since Sept. 3, 2011.

After the break, Hudson Card and the offense engineered a 13-play, 55-yard drive that took 8:08 off the clock and ended with a Spencer Porath 45-yard field goal, the freshman's first field goal of his career. Nebraska answered with a scoring drive of its own, finally getting on the board near the end of the third quarter to take a lead that it would not relinquish.

Purdue's deficit quickly snowballed after what was a close, hard-fought game through three quarters. Down 28-3 late in the game, the offense found the end zone for the first time. Leland Smith high-pointed a 15-yard pass from Card, scoring his second career touchdown.

Card completed 18-of-25 passes for 174 yards and a score, good for a 135.7 passer rating. He completed 72 percent of his passes, his career-best mark in a Big Ten game. Sophomore wide receiver Jaron Tibbs was Card's top target as he finished with career highs in catches (five) and yards (46).

Joseph Jefferson II and Dillon Thieneman tied for the team lead in tackles with nine apiece.

GAME 4 BOX SCORE

Nebraska	0	0	7	21	28
Purdue	0	0	3	7	10

Scoring Summary

Qtr.	Play	Score
3rd	PUR - #35 S. Porath 45 yd FG	0-3
3rd	NEB - #4 J.Banks 6 yd pass from #15 D.Raiola (kick)	7-3
4th	NEB - #23 D.Dowdell 1 yd rush (kick)	14-3
4th	NEB - #17 J.Barney Jr. 25 yd rush (kick)	21-3
4th	NEB - #5 J.Bullock 29 yd interception return (kick)	28-3
4th	PUR - #12 L.Smith 15 yd pass from #1 H.Card (kick)	28-10

Team Statistics	PUR	NEB
FIRST DOWNS	12	25
RUSHING YARDS	50	161
PASSING YARDS	174	257
TOTAL OFFENSE	224	418

CAPTAINS: Hudson Card, Kydran Jenkins, Devin Mockobee, Mo Omonode
COIN TOSS: Purdue won the toss, deferred to second half
RUSHING: Devin Mockobee - 13 att, 41 yds
PASSING: Hudson Card - 18 comp, 25 att (72%), 174 yds, 1 TD
RECEIVING: Jaron Tibbs - 5 rec, 46 yds
TACKLES: Joseph Jefferson II, Dillon Thieneman - 9 tkls
TACKLES-for-LOSS: Winston Berglund, Cole Brevard - 1 TFL
SACKS: Winston Berglund - 1 sack
INTERCEPTIONS: none

GAME 5

52 WISCONSIN 6 PURDUE

Oct. 5, 2024
CAMP RANDALL STADIUM • MADISON, WIS.

The Purdue football team fell in a 52-6 loss to Wisconsin at Camp Randall Stadium on Saturday afternoon.

Both defenses started strong with the Boilermaker defense forcing two punts to open the game. Wisconsin scored the contest's first points after a muffed punt by the Purdue return team, a costly turnover that allowed the Badgers to get the ball at Purdue's 12-yard line.

After another Wisconsin touchdown drive that made the score 14-0, defensive back Kyndrich Breedlove picked off two passes on back-to-back drives in the second quarter. In his breakout performance, it was the junior transfer's first two career interceptions and Purdue's first takeaways of the season. It also marked the first time a Boilermaker intercepted two passes in a game since Dillon Thieneman against Indiana on Nov. 25, 2023.

The Purdue offense took advantage of the field position from the interceptions and drove to the red zone on both ensuing drives, but was ultimately held to field goals, making the score 14-6, Badgers.

Freshman kicker Spencer Porath converted each of his two field goal attempts, from 21 and 23 yards, improving his season percentage to 75% (3-of-4).

The two field goals were the Boilermakers' only scores of the afternoon, and Purdue dropped to 1-4 (0-2 B1G) on the season.

Will Heldt and Dillon Thieneman tied for the team lead with eight tackles, six solos apiece. Devin Mockobee paced the backfield with 11 carries for 45 yards (4.1 average). Hudson Card was 11-of-21 passing for 111 yards.

GAME 5 BOX SCORE

Purdue	0	6	0	0	6
Wisconsin	14	7	21	10	52

Scoring Summary

Qtr.	Play	Score
1st	WIS - #3 T.Walker 12 yd rush (kick)	0-7
1st	WIS - #8 V.Anthony 52 yd pass from #18 B.Locke (kick)	0-14
2nd	PUR - #35 S.Porath 21 yd FG	3-14
2nd	PUR - #35 S.Porath 23 yd FG	6-14
2nd	WIS - #3 T.Walker 1 yd rush (kick)	6-21
3rd	WIS - #2 T.Kekahuna 69 yd pass from #18 B.Locke (kick)	6-28
3rd	WIS - #2 T.Kekahuna 25 yd pass from #18 B.Locke (kick)	6-35
3rd	WIS - #3 T.Walker 17 yd rush (kick)	6-42
4th	WIS - #25 C.Yacamelli 30 yd rush (kick)	6-49
4th	WIS - #90 N.Vakos 26 yd FG	6-52

Team Statistics	PUR	WIS
FIRST DOWNS	10	28
RUSHING YARDS	99	228
PASSING YARDS	117	361
TOTAL OFFENSE	216	589

CAPTAINS: Drew Biber, Kydran Jenkins, Marcus Mbow, Dillon Thieneman
COIN TOSS: Purdue lost the toss, Wisconsin deferred to second half
RUSHING: Devin Mockobee - 11 att, 45 yds
PASSING: Hudson Card - 11 comp, 21 att (52.4%), 111 yds
RECEIVING: Jahmal Edrine, Max Klare - 2 rec, 26 yds
TACKLES: Will Heldt, Dillon Thieneman - 8 tkls
TACKLES-for-LOSS: Berglund, Brevard, Sillah, Thieneman - 1 TFL
SACKS: none
INTERCEPTIONS: Kyndrich Breedlove - 2 INTs

GAME 6

50 ILLINOIS 49 PURDUE

Oct. 12, 2024
MEMORIAL STADIUM • CHAMPAIGN, ILL.

After one of the most spirited comeback efforts in program history, the Purdue football team fell in a heartbreaking 50-49 overtime defeat at No. 23 Illinois on Saturday afternoon.

The Boilermakers trailed 27-3 early in the second half and 40-28 with five minutes to go before redshirt freshman Ryan Browne led the team on a pair of touchdown drives, giving Purdue the lead, 43-40, with 46 seconds to go. Illinois converted a 38-yard field goal as time expired to send the game into overtime.

After the Illini found the end zone to start overtime, the Boilermakers answered with a touchdown of their own as Arhmad Branch used his speed to beat the defenders to the pylon. With the ball in its hands, Purdue elected to go for two to win the game.

On the game's final play, Illinois brought the pressure and stopped the Boilermakers to prevent the largest comeback in Purdue history.

On a day without starting quarterback Hudson Card, Browne stepped into the signal caller role and lit up the box score, finishing 18-of-26 passing for 297 yards and three touchdowns, also garnering 118 rushing yards on 17 carries for a 6.9 average in his first career start.

Max Klare led Purdue with a career-high 133 yards on six catches. Devin Mockobee notched 102 yards on 11 carries, marking his eighth career 100-yard game.

Kydran Jenkins paced the defense with 10 tackles, six solos, 1.5 sacks and 2.5 tackles-for-loss. Will Heldt also had a career-best 1.5 sacks and 1.5 TFLs.

GAME 6 BOX SCORE

Purdue	0	3	17	23	6	49
Illinois	10	14	3	16	7	50

Scoring Summary

Qtr.	Play	Score
1st	ILL - #24 D.Olano 30 yd FG	0-3
1st	ILL - #6 J.McCray 11 yd rush (kick)	0-10
2nd	PUR - #35 S.Porath 22 yd FG	3-10
2nd	ILL - #4 Z.Franklin 8 yd pass from #9 L.Altmyer (kick)	3-17
2nd	ILL - #6 J.McCray 6 yd pass from #9 L.Altmyer (kick)	3-24
3rd	ILL - #24 D.Olano 49 yd FG	3-27
3rd	PUR - #7 J.Edrine 53 yd pass from #15 R.Browne (kick)	10-27
3rd	PUR - #15 W.Heldt 16 yd fumble return (kick)	17-27
3rd	PUR - #35 S.Porath 24 yd FG	20-27
4th	ILL - #9 L.Altmyer 13 yd rush (kick)	20-34
4th	PUR - #13 J.Tibbs 8 yd pass from #15 R.Browne (2 pt pass)	28-34
4th	ILL - #6 J.McCray 3 yd rush (2 pt pass failed)	28-40
4th	PUR - #45 D.Mockobee 2 yd rush (kick)	35-40
4th	PUR - #45 D.Mockobee 13 yd pass from #15 R.Browne (2 pt pass)	43-40
4th	ILL - #24 D.Olano 38 yd FG	43-43
OT	ILL - #13 P.Bryant 25 yd pass from #9 L.Altmyer (kick)	43-50
OT	PUR - #6 A.Branch 3 yd rush (2 pt pass failed)	49-50

Team Statistics	PUR	ILL
FIRST DOWNS	21	28
RUSHING YARDS	239	177
PASSING YARDS	297	379
TOTAL OFFENSE	536	556

CAPTAINS: Gus Hartwig, Kydran Jenkins, Reggie Love III, Dillon Thieneman
COIN TOSS: Purdue lost the toss, Illinois deferred to second half
RUSHING: Ryan Browne - 17 att, 118 yds
PASSING: Ryan Browne - 18 comp, 26 att (69.2%), 297 yds
RECEIVING: Max Klare - 6 rec, 133 yds
TACKLES: Kydran Jenkins - 10 tkls
TACKLES-for-LOSS: Kydran Jenkins - 2.5 TFLs
SACKS: Kydran Jenkins, Will Heldt - 1.5 sacks
INTERCEPTIONS: none





GAME 9 NOTES • Purdue at Ohio State



GAME 7

35 OREGON
0 PURDUE

Oct. 18, 2024
ROSS-ADE STADIUM • WEST LAFAYETTE, IND.

Purdue Football fell to No. 2 Oregon 35-0 at Ross-Ade Stadium on its only Friday night game of the season.

Kyndrich Breedlove recorded his third interception of the season and tied for the game lead with a career-high eight tackles, including four solos. He picked off a deep pass from Oregon quarterback Dillon Gabriel in the second quarter.

Yanni Karlaftis also totaled eight tackles, including seven solos. Mo Omonode posted his first sack of the season, and Will Heldt added his fifth of the year.

On the offensive side, Purdue (1-6, 0-4 B1G) tallied a season-high 40 rushing attempts, running for 208 yards and a 5.2 average behind Reggie Love III's 93 yards on 11 carries.

Purdue's 202 rushing yards were the second-most allowed by the second-ranked Ducks so far this season. The Boilers broke 10 runs that went for 10 yards or more on the night.

Love, the senior from St. Louis, amassed a career-best 8.5 yards per carry (min. five attempts).

Ryan Browne made his second career start, completing 9 of 19 passes for 93 yards and rushing a game-high 14 times for 48 yards.

Devin Mockobee totaled 46 yards on 10 carries, good for a 4.6 average.

Max Klare again led the Boilers in receiving with 32 yards on three catches. It was the sophomore's fifth time leading the team in receiving yardage this season.

Purdue racked up 301 yards of offense but was ultimately held scoreless on the evening.

GAME 7 BOX SCORE

Oregon	14	7	0	14	35
Purdue	0	0	0	0	0

Scoring Summary

Qtr.	Play	Score
1st	ORE - #20 J.Jordan 8 yd rush (kick)	0-7
1st	ORE - #20 J.Jordan 1 yd rush (kick)	0-14
2nd	ORE - #15 T.Johnson 12 yd pass from #8 D.Gabriel (kick)	0-21
4th	ORE - #6 N.Whittington 8 yd pass from #8 D.Gabriel (kick)	0-28
4th	ORE - #22 J.Harris 12 yd rush (kick)	0-35

Team Statistics	PUR	ORE
FIRST DOWNS	16	23
RUSHING YARDS	208	131
PASSING YARDS	93	290
TOTAL OFFENSE	301	421
CAPTAINS:	Gus Hartwig, Kydran Jenkins, Devin Mockobee, Dillon Thieneman	
COIN TOSS:	Purdue lost the toss, Oregon elected to receive	
RUSHING:	Reggie Love III - 11 att, 93 yds	
PASSING:	Ryan Browne - 9 comp, 19 att (47.4%), 93 yds	
RECEIVING:	Max Klare - 3 rec, 32 yds	
TACKLES:	Kyndrich Breedlove, Yanni Karlaftis - 8 tkls	
TACKLES-for-LOSS:	Heldt, Karlaftis, Omonode, Stevens - 1 TFL	
SACKS:	Will Heldt, Mo Omonode - 1 sack	
INTERCEPTIONS:	Kyndrich Breedlove - 1 INT	

GAME 8

26 NORTHWESTERN
20 PURDUE

Nov. 2, 2024
ROSS-ADE STADIUM • WEST LAFAYETTE, IND.

In a hard-fought one-score affair, the Purdue football team came up short in overtime against Northwestern.

In the 26-20 defeat, the Boilermakers came back to tie the game from a deficit that was as large as 17-3 until the final 30 seconds of the first half.

Hudson Card returned from injury in a big way, completing 21-of-37 passes for 267 yards and a touchdown.

Trailing 17-3, Card tossed a six-yard dot to Jahmal Edrine 25 seconds before the break, cutting the deficit in half. Edrine logged a season-high five catches for 54 yards, including his second score as a Boilermaker.

After halftime, the Purdue defense stepped up and allowed just three points for the rest of regulation.

After a 24-yard Spencer Porath field goal cut Northwestern's lead to 17-13 near the end of the third quarter, the Wildcats (4-5, 2-4 B1G) answered with a field goal of their own.

Down 20-13 in the fourth quarter, the offense registered an 11-play, 75-yard drive to tie the game. Mockobee muscled his way through a pile of four Wildcat defenders, carrying multiple players on his back for a one-yard touchdown.

With the score tied 20-20 in overtime, Purdue took the ball first and opted to be aggressive, going for it on 4th-and-5 at the Wildcats' 20-yard line. Card's pass fell incomplete, turning it over to Northwestern.

The Wildcats punctuated the game with a walk-off touchdown pass, ending a promising Purdue rally.

GAME 8 BOX SCORE

Northwestern	10	7	0	3	6	26
Purdue	3	7	3	7	0	20

Scoring Summary

Qtr.	Play	Score
1st	NU - #11 L.Akers 39 yd FG	0-3
1st	PUR - #35 S.Porath 26 yd FG	3-3
1st	NU - #6 J.Himon 51 yd rush (kick)	3-10
2nd	NU - #1 C.Porter 1 yd rush (kick)	3-17
2nd	PUR - #7 J.Edrine 6 yd pass from #1 H.Card (kick)	10-17
3rd	PUR - #35 S.Porath 24 yd FG	13-17
4th	NU - #11 L.Akers 41 yd FG	13-20
4th	PUR - #45 D.Mockobee 1 yd rush (kick)	20-20
OT	NU - #6 J.Himon 22 yd pass from #12 J.Lausch	20-26

Team Statistics	PUR	NU
FIRST DOWNS	16	19
RUSHING YARDS	47	122
PASSING YARDS	290	302
TOTAL OFFENSE	337	424
CAPTAINS:	Gus Hartwig, Kydran Jenkins, Devin Mockobee, Mo Omonode	
COIN TOSS:	Purdue won the toss, elected to receive.	
RUSHING:	Devin Mockobee - 10 att, 29 yds, 1 TD	
PASSING:	Hudson Card - 21 comp, 37 att (56.8%)	
RECEIVING:	Max Klare - 6 rec, 78 yds	
TACKLES:	Dillon Thieneman - 9 tkls	
TACKLES-for-LOSS:	Will Heldt - 1 TFL	
SACKS:	Kydran Jenkins, Cole Brevard - 0.5 sack	
INTERCEPTIONS:	Antonio Stevens - 1 INT	

GAME 9

- OHIO STATE
- PURDUE

Nov. 9, 2024
OHIO STADIUM • COLUMBUS, OHIO

INSIDE THE MATCHUP

Record:	15-42-2
In West Lafayette:	9-14-0
In Columbus:	5-28-2
Neutral:	1-0-0
Streak:	Ohio State - 2
Last Win:	Purdue 49, #2 Ohio State 20 - Home - 10/20/2018
Last Meeting:	#3 Ohio State 41, Purdue 7 - Home - 10/14/2023
First Meeting:	Ohio State 20, Purdue 0 - Away - 11/8/1919

LAST 10 MEETINGS

Date	Pur/Opp Rank	Result	Purdue	Opp	Location
10/6/2007	23-4	L	7	23	H
10/11/2008	-12	L	3	16	A
10/17/2009	-7	W	26	18	H
10/23/2010	-11	L	0	49	A
11/12/2011		W-O	26	23	H
10/20/2012	-7	L-O	22	29	A
11/2/2013	-4	L	0	56	H
10/20/2018	-2	W	49	20	H
11/13/2021	(19)-6(4)	L	31	59	A
10/14/2023	-3(2)	L	7	41	A

TOP 100-YARD RUSHING GAMES VS. OHIO STATE (8)

172 Harry Szulborski (23) vs. Ohio State, 10/4/1947
153 Montrell Lowe (25) at Ohio State, 10/9/1999
139 Max Schmaling (23) at Ohio State, 10/4/1952

TOP 300-YARD PASSING GAMES VS. OHIO STATE (8)

516 Scott Campbell (31-52) vs. Ohio State, 10/31/1981
497 Jim Everett (35-55) at Ohio State, 10/19/1985
455 Drew Brees (39-65) vs. Ohio State, 10/28/2000

TOP 100-YARD RECEIVING GAMES VS. OHIO STATE (18)

195 Steve Bryant (10) vs. Ohio State, 10/31/1981
190 Rodney Carter (15) at Ohio State, 10/19/1985
170 Rondale Moore (12) vs. Ohio State, 10/20/2018

GAME 9 BOX SCORE

Purdue	-	-	-	-	-
Ohio State	-	-	-	-	-

Scoring Summary

Qtr.	Play	Score
------	------	-------

Team Statistics	PUR	OSU
FIRST DOWNS	-	-
RUSHING YARDS	-	-
PASSING YARDS	-	-
TOTAL OFFENSE	-	-
CAPTAINS:	-	
COIN TOSS:	-	
RUSHING:	-	
PASSING:	-	
RECEIVING:	-	
TACKLES:	-	
TACKLES-for-LOSS:	-	
SACKS:	-	
INTERCEPTIONS:	-	





GAME 9 NOTES • Purdue at Ohio State



GAME 10

- **PENN STATE**
- **PURDUE**

Nov. 16, 2024
ROSS-ADE STADIUM • WEST LAFAYETTE, IND.

INSIDE THE MATCHUP

Record: 3-16-1
In West Lafayette: 2-8
In State College: 1-8-1
Neutral: 0-0
Streak: Penn State - 10
Last Win: Purdue 20, Penn State 13 - Away - 10/9/2004
Last Meeting: Penn State 35, Purdue 31 - Home - 9/1/2022
First Meeting: Purdue 28, Penn State 0 - 11/3/1951

LAST 10 MEETINGS

Date	Pur/Opp Rank	Result	Purdue	Opp	Location
10/29/2005	-11	L	15	33	A
10/28/2006		L	0	12	H
11/3/2007		L	19	26	A
10/4/2008	-6	L	6	20	H
10/15/2011		L	18	23	A
11/3/2012		L	9	34	H
11/16/2013		L	21	45	A
10/29/2016	-24	L	24	62	H
10/15/2019	-12	L	7	35	A
9/1/2022		L	31	35	H

TOP 100-YARD RUSHING GAMES VS. PENN STATE (3)

149 Mike Alstott (24) vs. Penn State, 10/14/1995
149 Brandon Jones (29) vs. Penn State, 10/11/2003
133 Edwin Watson (19) vs. Penn State, 11/15/1997

TOP 300-YARD PASSING GAMES VS. PENN STATE (4)

379 Drew Brees (31-48) vs. Penn State, 10/23/1999
365 Aidan O'Connell (30-59) vs. Penn State, 9/1/2022
361 Drew Brees (39-58) at Penn State, 10/17/1998

TOP 100-YARD RECEIVING GAMES VS. PENN STATE (4)

153 Charlie Jones (12) vs. Penn State, 9/1/2022
152 Vinny Sutherland (10) vs. Penn State, 10/23/1999
126 Brian Alford (9) at Penn State, 10/12/1996

GAME 10 BOX SCORE

Penn State	-	-	-	-	-
Purdue	-	-	-	-	-
Scoring Summary					
Qtr.	Play			Score	

GAME 11

- **PURDUE**
- **MICHIGAN STATE**

Nov. 22, 2024
SPARTAN STADIUM • EAST LANSING, MICH.

INSIDE THE MATCHUP

Record: 29-36-3
In West Lafayette: 17-14-3
In East Lansing: 12-22
Neutral: 0-0
Streak: Purdue - 1
Last Win: Purdue 40, #3 Michigan State 29 - 11/6/2021
Last Meeting: Purdue 40, #3 Michigan State 29 - 11/6/2021
First Meeting: Purdue 14, Michigan State 6 - Away - 11/9/1918

LAST 10 MEETINGS

Date	Pur/Opp Rank	Result	Purdue	Opp	Location
11/4/2006		W	17	15	A
11/10/2007		L	31	48	H
11/8/2008	-18	L	7	21	A
11/14/2009		L	37	40	H
11/20/2010	-11	L	31	35	A
10/19/2013		L	0	14	A
10/11/2014	-8	L	31	45	H
10/3/2015	-2	L	21	24	A
10/27/2018		L	13	23	A
11/6/2021	-3(3)	W	40	29	H

TOP 100-YARD RUSHING GAMES VS. MICHIGAN STATE (15)

193 Leroy Keyes (24) vs. Michigan State, 11/18/1967
181 Mike Alstott (18) at Michigan State, 11/12/1994
157 Markell Jones (22) at Michigan State, 10/3/2015

TOP 300-YARD PASSING GAMES VS. MICHIGAN STATE (9)

536 Aidan O'Connell (40-54) vs. Michigan State, 11/06/2021
509 Drew Brees (40-57) vs. Michigan State, 10/16/1999
373 Joey Elliott (39-55) vs. Michigan State, 11/14/2009

TOP 100-YARD RECEIVING GAMES VS. MICHIGAN STATE (19)

301 Chris Daniels (21) vs. Michigan State, 10/16/1999 (record)
217 David Bell (vs. Michigan State, 11/06/2021 (11)
172 Dave Young vs. Michigan State, 10/25/1980 (12)

GAME 11 BOX SCORE

Purdue	-	-	-	-	-
Michigan State	-	-	-	-	-
Scoring Summary					
Qtr.	Play			Score	

GAME 12

- **PURDUE**
- **INDIANA**

Nov. 30, 2024
MEMORIAL STADIUM • BLOOMINGTON, IND.

INSIDE THE MATCHUP

Record: 77-42-6
In West Lafayette: 40-23-4
In Bloomington: 36-19-2
Neutral: 1-0
Streak: Purdue - 3
Last Win: Purdue 35, Indiana 31 - Home - 11/25/2023
Last Meeting: Purdue 35, Indiana 31 - Home - 11/25/2023
First Meeting: Purdue 60, Indiana 0 - Home - 11/4/1891

LAST 10 MEETINGS

Date	Pur/Opp Rank	Result	Purdue	Opp	Location
11/30/2013		L	36	56	A
11/29/2014		L	16	23	A
11/28/2015		L	36	54	H
11/26/2016		L	24	26	A
11/25/2017		W	31	24	H
11/24/2018		W	28	21	A
11/30/2019		L-O	41	44	H
11/27/2021		W	44	7	H
11/26/2022		W	30	16	H
11/25/2023		W	35	31	H

TOP 100-YARD RUSHING GAMES VS. INDIANA (44)

276 Otis Armstrong (32) vs. Indiana, 11/25/1972 (Purdue record)
264 Mike Alstott (25) vs. Indiana, 11/24/1995
217 Markell Jones (31) vs. Indiana, 11/25/2017

TOP 300-YARD PASSING GAMES VS. INDIANA (9)

522 Kyle Orton (33-54) vs. Indiana, 11/20/2004
485 Danny Etling (33-49) at Indiana, 11/30/2013
448 Curtis Painter (38-54) vs. Indiana, 11/22/2008

TOP 100-YARD RECEIVING GAMES VS. INDIANA (28)

209 Kyle Ingraham (11) vs. Indiana, 11/20/2004
162 Brian Alford (5) vs. Indiana, 11/23/1996
159 Cliff Benson (8) vs. Indiana, 11/20/1982

GAME 12 BOX SCORE

Purdue	-	-	-	-	-
Indiana	-	-	-	-	-
Scoring Summary					
Qtr.	Play			Score	

Team Statistics	PUR	PSU
FIRST DOWNS	-	-
RUSHING YARDS	-	-
PASSING YARDS	-	-
TOTAL OFFENSE	-	-
CAPTAINS: -		
COIN TOSS: -		
RUSHING: -		
PASSING: -		
RECEIVING: -		
TACKLES: -		
TACKLES-for-LOSS: -		
SACKS: -		
INTERCEPTIONS: -		

Team Statistics	PUR	MSU
FIRST DOWNS	-	-
RUSHING YARDS	-	-
PASSING YARDS	-	-
TOTAL OFFENSE	-	-
CAPTAINS: -		
COIN TOSS: -		
RUSHING: -		
PASSING: -		
RECEIVING: -		
TACKLES: -		
TACKLES-for-LOSS: -		
SACKS: -		
INTERCEPTIONS: -		

Team Statistics	PUR	IU
FIRST DOWNS	-	-
RUSHING YARDS	-	-
PASSING YARDS	-	-
TOTAL OFFENSE	-	-
CAPTAINS: -		
COIN TOSS: -		
RUSHING: -		
PASSING: -		
RECEIVING: -		
TACKLES: -		
TACKLES-for-LOSS: -		
SACKS: -		
INTERCEPTIONS: -		





GAME 9 NOTES • Purdue at Ohio State



CAREER STATS (* - AT PREVIOUS SCHOOL)

#0 - Jayden Dixon-Veal (Sr. - WR - 6-0 - 190)										
GP	REC	YDS	TD	Long	REC/G	AVG/C	AVG/G	VEEL		
2023	11	16	142	1	29	1.5	8.9	12.9		
2024	3	3	23	0	14	1.0	7.7	7.7		
Total	14	19	165	1	29	1.4	8.7	11.8		

#0 - Jeffrey M'Ba (Sr. - DL - 6-6 - 302)										
GP	SOLO	AST	TOT	TFL	PD	FF	FR	BLK	SACK	INT
2022*	9	3	3	6	1-11	1	0	0	0	0
2023	12	8	8	16	2-5	0	0	0	1	0
2024	8	9	11	20	0-0	0	0	0	0	0
Purdue	20	17	19	36	2-5	0	0	0	1	0
Total	29	20	22	42	3-16	0	1	0	2	0

#1 - Hudson Card (Sr. - QB - 6-3 - 210)										
GP	C-A-I	YDS	TD	LG	PCT	AVG/P	AVG/G	EFFIC		
2020*	2	1-3-0	5	0	5	33.3	5.0	2.5	47.3	
2021*	8	51-83-1	590	5	52	61.4	11.6	73.8	138.6	
2022*	12	75-108-1	928	6	45	69.4	12.4	77.3	158.1	
2023	11	215-365-8	2387	15	84	58.9	11.1	217.0	123.0	
2024	6	92-149-4	1005	8	52	61.7	10.9	167.5	130.8	
Purdue	17	307-514-12	3392	23	84	59.7	11.0	199.5	125.3	
Total	39	434-708-14	4915	34	84	61.3	11.3	126.0	131.5	

	Rush	YDS	TD	Long	AVG/A	AVG/G				
2020*	4	11	0	7	2.8	5.5				
2021*	26	17	1	13	0.7	2.1				
2022*	17	46	0	32	2.7	3.8				
2023	93	203	5	25	2.2	18.5				
2024	30	-6	0	23	-0.2	-1.0				
Purdue	123	197	5	25	1.6	11.6				
Total	170	271	6	32	1.6	6.9				

#2 - Nyland Green (Jr. - DB - 6-1 - 186)										
GP	SOLO	AST	TOT	TFL	PD	FF	FR	BLK	SACK	INT
2021*	3	1	1	2	0-0	0	0	0	0	0
2022*	10	3	0	3	0-0	1	0	0	0	0
2023*	13	5	2	7	0.5-1	1	0	0	0	0
2024	4	7	4	11	1-9	4	1	0	1	0
Total	30	16	7	23	1.5-10	6	1	0	1	0

#3 - Derrick Rogers Jr. (So. - DB - 6-1 - 175)										
GP	SOLO	AST	TOT	TFL	PD	FF	FR	BLK	SACK	INT
2023	12	5	1	6	0-0	3	0	0	0	0
2024	2	0	0	0	0-0	0	0	0	0	0
Total	14	5	1	6	0-0	3	0	0	0	0

#4 - Kam Brown (Sr. - WR - 6-1 - 185)										
GP	REC	YDS	TD	Long	REC/G	AVG/C	AVG/G			
2019*	3	2	19	0	20	0.7	9.5	6.3		
2020*	6	5	55	0	15	0.8	11.0	9.2		
2021*	12	17	247	2	39	1.4	14.5	20.6		
2022*	11	24	362	3	51	2.2	15.1	32.9		
2023*	9	13	163	1	67	1.4	12.5	18.1		
2024	6	2	68	0	52	0.3	34.0	11.3		
Total	47	63	914	6	67	1.3	14.5	19.4		

#4 - Kydran Jenkins (Sr. - Rush End - 6-1 - 253)										
GP	SOLO	AST	TOT	TFL	PD	FF	FR	BLK	SACK	INT
2020	1	0	0	0	0-0	0	0	0	0	0
2021	13	25	10	35	8-47	1	0	0	5	0
2022	14	24	8	32	8-36	1	1	0	1	4
2023	12	40	17	57	15.5-80	1	1	2	0	7.5
2024	8	35	23	58	8.5-36	0	0	0	5.5	0
Total	48	124	58	182	40-199	3	2	2	1	22

#5 - Marcos Davila (Fr. - QB - 6-3 - 244)										
GP	C-A-I	YDS	TD	LG	PCT	AVG/P	AVG/G	EFFIC		
2024										

	Rush	YDS	TD	Long	AVG/A	AVG/G				
2024										

#6 - Smiley Bradford (Fr. - DB - 6-0 - 195)										
GP	SOLO	AST	TOT	TFL	PD	FF	FR	BLK	SACK	INT
2024	3	8	3	11	0-0	0	0	0	0	0

#6 - Arhmad Branch (R-Fr. - WR - 6-0 - 180)										
GP	REC	YDS	TD	Long	REC/G	AVG/C	AVG/G			
2023	1	0	0	0	0	0	0			
2024	4	0	0	0	0	0	0			
Total	5	0	0	0	0	0	0			

	Rush	YDS	TD	Long	AVG/A	AVG/G				
2024	1	3	1	3	3.0	0.8				

#7 - Jahmal Edrine (Jr. - WR - 6-3 - 215)										
GP	REC	YDS	TD	Long	REC/G	AVG/C	AVG/G	jah-MAL ED-ren		
2021*	2	1	9	0	9	0.5	9.0	4.5		
2022*	11	39	570	6	45	3.5	14.6	51.8		
2023										
2024	6	15	215	2	53	2.5	14.3	35.8		
Total	19	55	794	8	53	2.9	14.4	41.8		

#7 - Salim Turner-Muhammad (Sr. - DB - 6-0 - 195)										
GP	SOLO	AST	TOT	TFL	PD	FF	FR	BLK	SACK	INT
2020*	5	14	3	17	1-1	1	1	0	0	0
2021*	4	5	4	9	0-0	0	0	0	0	0
2022*	12	3	5	8	0-0	1	0	0	0	0
2023										
2024	2	3	0	3	0-0	0	0	0	0	0
Total	23	25	12	37	1-1	2	1	0	0	0

#8 - CJ Madden (So. - Rush End - 6-4 - 263)										
GP	SOLO	AST	TOT	TFL	PD	FF	FR	BLK	SACK	INT
2022*	1	0	0	0	0-0	0	0	0	0	0
2023*	7	3	0	3	0-0	0	0	0	0	0
2024	3	5	2	7	0.5-0	0	0	0	0	0
Total	11	8	2	10	0.5-0	0	0	0	0	0

#8 - DeNylon Morrisette (So. - WR - 6-1 - 200)										
GP	REC	YDS	TD	Long	REC/G	AVG/C	AVG/G			
2022*	10	4	34	0	16	0.4	8.5	3.4		
2023*	3									
2024	7	9	89	2	19	1.3	9.9	12.7		
Total	20	13	123	2	19	0.7	9.5	6.2		

#9 - CJ Smith (So. - WR - 6-3 - 195)										
GP	REC	YDS	TD	Long	REC/G	AVG/C	AVG/G			
2022*	2									
2023*	10	6	116	0	47	0.6	19.3	11.6		
2024	1	4	55	0	32	4.0	13.8	55.0		
Total	13	10	171	0	47	0.8	17.1	13.2		

#10 - Kyndrich Breedlove (Jr. - DB - 5-11 - 185)										
GP	SOLO	AST	TOT	TFL	PD	FF	FR	BLK	SACK	INT
2021*	9	0	1	1	0-0	0	0	0	0	0
2022*	1	0	0	0	0-0	0	0	0	0	0
2023*	9	11	1	12	1-1	0	1	0	0	0
2024	8	18	9	27	1-5	4	0	0	0	3
Total	27	29	11	40	2-6	4	1	0	0	3

#11 - Antonio Stevens (Sr. - DB - 6-2 - 217)										
GP	SOLO	AST	TOT	TFL	PD	FF	FR	BLK	SACK	INT
2020	4	0	0	0	0-0	0	0	0	0	0
2022	13	7	1	8	0-0	0	0	0	0	0
2023	12	14	3	17	0-0	0	2	0	0	0
2024	6	18	14	32	1.5-1	1	0	0	0	1
Total	35	39	18	57	1.5-1	1	0	2	0	1

#12 - Leland Smith (So. - WR - 6-4 - 219)										
GP	REC	YDS	TD	Long	REC/G	AVG/C	AVG/G			
2024	8	5	67	2	31	0.6	13.4	8.4		

#12 - Tarrion Grant (Fr. - DB - 6-2 - 197)										
GP	SOLO	AST	TOT	TFL	PD	FF	FR	BLK	SACK	INT
2024	8	7	3	10	0-0	0	1	0	0	0

#13 - Koy Beasley (Fr. - DB - 5-10 - 187)										
GP	SOLO	AST	TOT	TFL	PD	FF	FR	BLK	SACK	INT
2024	1	0	0	0	0	0	0	0	0	0

#13 - Jaron Tibbs (So. - WR - 6-3 - 214)								juh-ROn
	GP	REC	YDS	TD	Long	REC/G	AVG/C	AVG/G
2023	8	5	42	0	14	0.6	8.4	5.3
2024	8	20	204	2	21	2.5	10.2	25.5
Total	16	25	246	2	21	1.6	9.8	15.4



GAME 9 NOTES • Purdue at Ohio State



CAREER STATS (* - AT PREVIOUS SCHOOL)

#30 • Keelan Crimmins (Jr. • P • 6-3 • 223)

	GP	Punts	YDS	Long	Avg.	FC	I20	50+
2023*	12	49	2003	55	40.9	28	13	6
2024	8	41	1836	64	44.8	18	10	7
Total	20	90	3839	64	42.7	46	23	13

#31 • Dillon Thieneman (Fr. • DB • 6-0 • 207)

THEE-na-man

	GP	SOLO	AST	TOT	TFL	PD	FF	FR	BLK	SACK	INT
2023	12	74	32	106	2-6	2	2	0	0	0	6
2024	8	42	22	64	2-5-6	4	0	0	0	1	0
Total	20	116	54	170	4-5-12	6	2	0	0	1	6

#32 • Joseph Jefferson II (So. • DB • 6-0 • 190)

	GP	SOLO	AST	TOT	TFL	PD	FF	FR	BLK	SACK	INT
2022	1	0	0	0	0-0	0	0	0	0	0	0
2023	11	2	0	2	0-0	0	0	0	0	0	0
2024	8	19	7	26	1-6	0	0	0	0	0	0
Total	20	21	7	28	1-6	0	0	0	0	0	0

#34 • Damarishe Lewis (R-Jr. • DL • 6-3 • 300)

dah-MAR-zjay

	GP	SOLO	AST	TOT	TFL	PD	FF	FR	BLK	SACK	INT
2020*	1	0	0	0	0-0	0	0	0	0	0	0
2021	12	3	5	8	1-1	1	0	0	0	0	0
2023	2	0	0	0	0-0	0	0	0	0	0	0
2024	5	7	7	14	3-4	0	0	0	1	0	0
Purdue	19	10	12	22	4-5	1	0	0	1	0	0
Total	20	10	12	22	4-5	1	0	0	1	0	0

#35 • Spencer Porath (Fr. • K • 5-11 • 201)

POOR-ath

	GP	FGM	FGA	LONG	PCT	BLK	PAT	PTS
2024	8	7	9	45	77.8	0	17	38

#36 • RJ Lopez (Sr. • K • 5-11 • 180)

	GP	FGM	FGA	LONG	PCT	BLK	PAT	PTS
2020*	7	0	0	0	0	0	0	0
2021*	12	0	0	0	0	0	0	0
2022*	13	0	0	0	0	0	0	0
2023*	11	6	11	47	54.55	2	31-32	49
2024								
Total	43	6	11	47	54.55	2	31-32	49
	KO	YDS	AVG	TB	OB			
2020*	44	2751	62.5	25	1			
2021*	81	5182	64.0	25	0			
2022*	91	5707	62.7	52	2			
2023*	15	955	63.7	60	0			
2024								
Total	43	14595	63.2	7	3			

#39 • Ben Freehill (Sr. • K • 6-1 • 195)

	GP	FGM	FGA	LONG	PCT	BLK	PAT	PTS
2020*	1	-	-	-	-	-	1-1	1
2021	6	-	-	-	-	-		
2022	4	-	-	-	-	-		
2023	8	6	11	44	42.86	1	21-22	39
2024	8							
Total	25	6	11	44	54.55	1	21-22	40
	KO	YDS	AVG	TB	OB			
2021	42	2,549	60.7	15	1			
2022	12	671	55.9	1	1			
2023	19	1083	57.0	5	1			
2024	32	2013	62.9	20	0			
Total	105	6316	60.2	41	3			

#45 • Devin Mockabee (Jr. • RB • 6-0 • 207)

MOCK-ah-bee

	GP	Rush	YDS	TD	Long	AVG/A	AVG/G
2022	13	195	968	9	68	5.0	74.5
2023	12	172	811	6	65	4.7	67.6
2024	8	91	539	3	63	5.9	67.4
Total	33	458	2318	18	68	5.1	70.2
	REC	YDS	TD	Long	REC/G	AVG/C	AVG/G
2022	32	274	0	28	2.5	8.6	21.1
2023	19	180	1	38	1.6	9.5	15.0
2024	11	109	1	21	1.4	9.9	13.6
Total	62	563	2	38	1.9	9.1	17.1

#55 • Jamarius Dinkins (Jr. • DL • 6-5 • 280)

	GP	SOLO	AST	TOT	TFL	PD	FF	FR	BLK	SACK	INT
2021*	3	0	1	1	0.5-2	0	0	0	0	0	0
2022*	9	3	6	9	1-1	0	0	0	0	1	0
2023*	11	3	6	9	1-4	0	0	0	0	0	0
2024	5	3	3	6	0-0	0	0	0	0	0	0
Total	28	9	16	25	2-5-7	0	0	0	0	1	0

#81 • George Burhenn (So. • TE • 6-5 • 240)

BURR-hen

	GP	REC	YDS	TD	Long	REC/G	AVG/C	AVG/G
2023	11	5	74	1	33	0.5	14.8	6.7
2024	2	1	3	0	3	0.5	3.0	1.5
Total	13	6	77	1	33	0.5	12.8	5.9

#82 • Drew Biber (Jr. • TE • 6-5 • 245)

BIB-er

	GP	REC	YDS	TD	Long	REC/G	AVG/C	AVG/G
2021	2	0	0	0	0	0.0	0.0	0.0
2022	11	1	6	0	6	0.1	6.0	0.5
2023	12	1	16	1	16	0.1	16.0	1.3
2024	8	10	93	0	22	1.3	9.3	11.6
Total	33	12	115	1	22	0.4	9.6	3.5

#86 • Max Klare (So. • TE • 6-4 • 240)

Claire

	GP	REC	YDS	TD	Long	REC/G	AVG/C	AVG/G
2022	1	0	0	0	0	0	0	0
2023	5	22	196	0	27	4.4	8.9	39.2
2024	8	30	462	2	62	3.8	15.4	57.8
Total	14	52	658	2	62	3.7	12.7	47.0

#91 • Cole Brevard (Sr. • DL • 6-3 • 333)

	GP	SOLO	AST	TOT	TFL	PD	FF	FR	BLK	SACK	INT
2021*	1	0	0	0	0-0	0	0	0	0	0	0
2022	14	6	4	10	0-0	0	0	0	0	0	0
2023	12	6	3	9	2-5-9	0	0	2	0	1	0
2024	8	7	7	14	4-5-13	0	0	0	0	0.5	0
Purdue	34	19	14	33	7-22	0	0	2	0	1.5	0
Total	35	19	14	33	7-22	0	0	2	0	1.5	0

#92 • Mo Omonode (Jr. • DL • 6-0 • 286)

oh-MO-na-DAY

	GP	SOLO	AST	TOT	TFL	PD	FF	FR	BLK	SACK	INT
2022	11	5	2	7	0.5-2	0	0	0	0	0.5	0
2023	12	9	5	14	2-5-13	0	0	0	0	2	0
2024	6	4	5	9	2-9	0	0	0	0	1	0
Total	29	18	12	30	5-24	0	0	0	0	3.5	0

#95 • Joe Anderson (Sr. • DL • 6-4 • 290)

	GP	SOLO	AST	TOT	TFL	PD	FF	FR	BLK	SACK	INT
2019*	1	1	0	1	0-0	0	0	0	0	0	0
2020*	4	1	2	3	0-0	0	0	0	0	0	0
2021	5	3	3	6	1-2	0	0	0	0	1	0
2022	5	0	1	1	0-0	0	0	0	0	0	0
2023	12	9	7	16	2-2	0	0	0	0	0	0
2024	7	5	9	14	0.5-1	0	0	0	1	0	0
Purdue	29	17	20	37	3-5-5	0	0	0	1	1	0
Total	34	19	22	41	3-5-5	0	0	0	1	1	0

#98 • Drake Carlson (R-Fr. • DL • 6-3 • 290)

	GP	SOLO	AST	TOT	TFL	PD	FF	FR	BLK	SACK	INT
2024	5	1	1	2	0-0	0	0	0	0	0	0

#99 • Jireh Ojata (Sr. • RUSH END • 6-4 • 267)

JIE-reh OH-ja-tah

	GP	SOLO	AST	TOT	TFL	PD	FF	FR	BLK	SACK	INT
2020*	6	13	9	22	3.5-16	1	1	0	0	1.5	0
2021*	10	22	13	35	17-114	2	2	1	0	14	0
2022*	10	22	28	50	12-71	3	2	0	0	7	0
2023*	10	32	20	52	16.5-81	1	2	2	4	8	0
2024	8	7	1	8	1-3	0	0	0	0	1	0
Total	44	96	71	167	50-285	7	7	3	4	31.5	0





2024-25 Purdue Football
Overall Team Statistics
All games

Page 1/2
 as of Nov 04, 2024

Team Statistics

	PURDUE	OPP
Scoring	162	295
Points per game	20.3	36.9
Points Off Turnovers	13	38
First Downs	120	189
Rushing	52	84
Passing	64	88
Penalty	4	17
Rushing Yardage	1192	1626
Yards gained rushing	1396	1794
Yards lost rushing	204	168
Rushing attempts	238	321
Average per rush	5.0	5.1
Average per game	149.0	203.3
TDs Rushing	8	24
Passing Yardage	1486	1959
Comp-Att-Int	130-209-5	137-211-4
Average per pass	7.1	9.3
Average per catch	11.4	14.3
Average per game	185.8	244.9
TDs Passing	11	12
Total offense	2678	3585
Total plays	447	532
Average per play	6.0	6.7
Average per game	334.8	448.1
Kick returns: #-Yards	9-170	9-174
Punt returns: #-Yards	10-81	13-81
Int returns: #-Yards	4-0	5-93
Kick return average	18.9	19.3
Punt return average	8.1	6.2
Int return average	0.0	18.6
Fumbles-Lost	9-5	4-1
Penalties-Yards	53-521	45-382
Average per game	65.1	47.8
Punts-Yards	41-1836	27-1117
Average per punt	44.8	41.4
Net punt average	42.1	35.6
Kickoffs-Yards	32-2013	51-3288
Average per kick	62.9	64.5
Net kick average	39.6	40.3
Time of possession / game	26:40	33:20
3rd-down conversion	34/97	46/97
3rd-down pct	35%	47%
4rd-down conversion	2/11	6/9



**2024-25 Purdue Football
Overall Team Statistics
All games**Page 2/2
as of Nov 04, 2024

	PURDUE	OPP
4rd-down pct	18%	67%
Sacks by-Yards	17-107	20-143
Misc Yards	0	0
Touchdowns scored	20	39
Field goals - attempts	7-9	8-14
On-Side kicks	1-2	1-1
Red-zone scores	(21-26) 81%	(28-31) 90%
Red-zone touchdowns	(15-26) 58%	(23-31) 74%
PAT-attempts	(17-17) 100%	(37-37) 100%
2-point conversion-attempts	(2-3) 67%	(0-1) 0%
Attendance	300974	166246
Games / Avg per game	5/60195	3/55415
Neutral site games	-	0/0

Score by Periods

Team	1st	2nd	3rd	4th	OT	TOT
Purdue	10	37	44	65	6	162
Opponents	69	73	48	92	13	295



**2024-25 Purdue Football
Individual Statistics
All games**Page 1/3
as of Nov 04, 2024**Rushing**

Player	gp	att	gain	loss	net	avg	td	lg	avg/g
Devin Mockobee	8	91	562	23	539	5.9	3	63	67.4
Reggie Love III	8	60	339	14	325	5.4	2	22	40.6
Ryan Browne	5	38	224	50	174	4.6	0	23	34.8
Elijah Jackson	7	5	96	0	96	19.2	1	69	13.7
Jaheim Merriweather	7	8	56	4	52	6.5	1	35	7.4
De'Nylon Morrisette	7	1	11	0	11	11.0	0	11	1.6
Shamar Rigby	8	1	5	0	5	5.0	0	5	0.6
Arhmad Branch	4	1	3	0	3	3.0	1	3	0.8
Hudson Card	6	30	100	106	-6	-0.2	0	23	-1.0
Team	8	3	0	7	-7	-2.3	0	0	-0.9
Total	8	238	1396	204	1192	5.0	8	69	149.0
Opponents	8	321	1794	168	1626	5.1	24	70	203.3

Passing

Player	gp	effic	comp-att-int	pct	yds	td	lg	avg/g
Hudson Card	6	130.8	92-149-4	61.7	1005	8	52	167.5
Ryan Browne	5	143.4	37-59-1	62.7	473	3	62	94.6
Shamar Rigby	8	167.2	1-1-0	100.0	8	0	8	1.0
Total	8	134.5	130-209-5	62.2	1486	11	62	185.8
Opponents	8	157.9	137-211-4	64.9	1959	12	69	244.9

Receiving

Player	gp	no.	yds	avg	td	lg	avg/g
Max Klare	8	30	462	15.4	2	62	57.8
Jaron Tibbs	8	20	204	10.2	2	21	25.5
Jahmal Edrine	6	15	215	14.3	2	53	35.8
Devin Mockobee	8	11	109	9.9	1	21	13.6
Drew Biber	8	10	93	9.3	0	22	11.6
De'Nylon Morrisette	7	9	89	9.9	2	19	12.7
Shamar Rigby	8	7	39	5.6	0	10	4.9
Reggie Love III	8	5	13	2.6	0	6	1.6
Leland Smith	8	5	67	13.4	2	31	8.4
Andrew Sowinski	8	4	30	7.5	0	12	3.8
C.J. Smith	1	4	55	13.8	0	32	55.0
Jayden Dixon-Veal	3	3	23	7.7	0	14	7.7
Kam Brown	6	2	68	34.0	0	52	11.3
Elijah Jackson	7	2	7	3.5	0	8	1.0
Hudson Card	6	1	-7	-7.0	0	0	-1.2
George Burhenn	2	1	3	3.0	0	3	1.5
Jesse Watson	1	1	16	16.0	0	16	16.0
Total	8	130	1486	11.4	11	62	185.8
Opponents	8	137	1959	14.3	12	69	244.9

Punt Returns

Player	no.	yds	avg	td	lg
Dillon Thieneman	9	67	7.4	0	20
Andrew Sowinski	1	14	14.0	0	14
Total	10	81	8.1	0	20
Opponents	13	81	6.2	0	24

Interceptions

Player	no.	yds	avg	td	lg
Kyndrich Breedlove	3	0	0.0	0	0
Antonio Stevens	1	0	0.0	0	0
Total	4	0	0.0	0	0
Opponents	5	93	18.6	3	35

Kick Returns

Player	no.	yds	avg	td	lg
Elijah Jackson	8	145	18.1	0	33
Leland Smith	1	25	25.0	0	22
Total	9	170	18.9	0	33
Opponents	9	174	19.3	0	30

Fumble Returns

Player	no.	yds	avg	td	lg
Will Heldt	1	16	16.0	1	16
Total	1	16	16.0	1	16
Opponents	5	0	0.0	0	0



**2024-25 Purdue Football
Individual Statistics
All games**Page 2/3
as of Nov 04, 2024**Scoring**

			PAT						
Player	td	fg	kick	rush	rcv	pass	dxp	saf	pts
Spencer Porath	-	7-9	17-17	-	-	-	-	-	38
Devin Mockobee	4	-	-	-	-	-	-	-	24
Jahmal Edrine	2	-	-	-	1	-	-	-	14
Max Klare	2	-	-	-	1	-	-	-	14
Reggie Love III	2	-	-	-	-	-	-	-	12
De'Nylon Morrisette	2	-	-	-	-	-	-	-	12
Jaron Tibbs	2	-	-	-	-	-	-	-	12
Leland Smith	2	-	-	-	-	-	-	-	12
Will Heldt	1	-	-	-	-	-	-	-	6
Arhmad Branch	1	-	-	-	-	-	-	-	6
Elijah Jackson	1	-	-	-	-	-	-	-	6
Jaheim Merriweather	1	-	-	-	-	-	-	-	6
Total	20	7-9	17-17	0	2	2	0	0	162
Opponents	39	8-14	37-37	0	0	0	0	0	295

Field Goals

Player	fg	pct.	01-19	20-29	30-39	40-49	50-99	lg	blk
Spencer Porath	7-9	77.8	0-0	6-6	0-2	1-1	0-0	45	0
Opponents	8-14	57.1	0-0	2-2	3-4	3-6	0-2	49	2

FG Sequence

Team Name	Purdue	Opponents
Nebraska	39,(45)	42,44,32
Wisconsin	(21),(23)	(26)
Illinois	(22),(24)	(30),(49),(38)
Oregon	36	50
Northwestern	(26),(24)	(39),(41)
Indiana St.		45
Notre Dame		(42)
Oregon St.		52,(29)

Numbers in (parentheses) indicate field goal was made

Total Offense

Player	g	plays	rush	pass	total	avg/g
Hudson Card	6	179	-6	1005	999	166.5
Ryan Browne	5	97	174	473	647	129.4
Devin Mockobee	8	91	539	0	539	67.4
Reggie Love III	8	60	325	0	325	40.6
Elijah Jackson	7	5	96	0	96	13.7
Jaheim Merriweather	7	8	52	0	52	7.4
Shamar Rigby	8	2	5	8	13	1.6
De'Nylon Morrisette	7	1	11	0	11	1.6
Arhmad Branch	4	1	3	0	3	0.8
Team	8	0	-7	0	-7	-0.9
Total	8	447	1192	1486	2678	334.8
Opponents	8	532	1626	1959	3585	448.1

Punting

Player	no.	yds	avg	lg	tb	fc	i20	50+	blk
Keelan Crimmins	41	1836	44.8	64	2	18	10	7	0
Total	41	1836	44.8	64	2	18	10	7	0
Opponents	27	1117	41.4	57	3	8	5	4	1

Kickoffs

Player	no.	yds	avg	tb	ob	retn	net	ydln
Ben Freehill	32	2013	62.9	20	0			
Total	32	2013	62.9	20	0	9	39.6	25
Opponents	51	3288	64.5	39	2	9	40.3	24



**2024-25 Purdue Football
Individual Statistics
All games**Page 3/3
as of Nov 04, 2024**All Purpose**

Player	g	rush	rcv	pr	kr	ir	total	avg/g
Devin Mockobee	8	539	109	0	0	0	648	81.0
Max Klare	8	0	462	0	0	0	462	57.8
Reggie Love III	8	325	13	0	0	0	338	42.3
Elijah Jackson	7	96	7	0	145	0	248	35.4
Jahmal Edrine	6	0	215	0	0	0	215	35.8
Jaron Tibbs	8	0	204	0	0	0	204	25.5
Ryan Browne	5	174	0	0	0	0	174	34.8
De'Nylon Morrisette	7	11	89	0	0	0	100	14.3
Drew Biber	8	0	93	0	0	0	93	11.6
Leland Smith	8	0	67	0	25	0	92	11.5
Kam Brown	6	0	68	0	0	0	68	11.3
Dillon Thieneman	8	0	0	67	0	0	67	8.4
C.J. Smith	1	0	55	0	0	0	55	55.0
Jaheim Merriweather	7	52	0	0	0	0	52	7.4
Andrew Sowinski	8	0	30	14	0	0	44	5.5
Shamar Rigby	8	5	39	0	0	0	44	5.5
Jayden Dixon-Veal	3	0	23	0	0	0	23	7.7
Jesse Watson	1	0	16	0	0	0	16	16.0
Arhmad Branch	4	3	0	0	0	0	3	0.8
George Burhenn	2	0	3	0	0	0	3	1.5
Hudson Card	6	-6	-7	0	0	0	-13	-2.2
Team	8	-7	0	0	0	0	-7	-0.9
Total	8	1192	1486	81	170	0	2929	366.1
Opponents	8	1626	1959	81	174	93	3933	491.6





2024-25 Purdue Football
Overall Defense Statistics
All games

Page 1/1
as of Nov 04, 2024

Team Defense

			Tackles				Sacks	Pass defense			Fumbles	blkd		
##	Player	gp	ua	a	tot	tfl/yds	no-yds	int-yds	brup	qbh	fr-yds	ff	kick	saf
31	Dillon Thieneman	8	42	22	64	2.5-6	1-2	.	4
4	Kydran Jenkins	8	35	23	58	8.5-36	5.5-29	.	.	4
14	Yanni Karlaftis	8	26	17	43	1-2	.	.	1	2
15	Will Heldt	8	26	11	37	7.5-41	5-34	.	.	5	1-16	.	.	.
11	Antonio Stevens	6	18	14	32	1.5-1	.	1-0	1
10	Kyndrich Breedlove	8	18	9	27	1-5	.	3-0	4	1
32	Joseph Jefferson II	8	19	7	26	1-6
0	Jeffrey M'ba	8	9	11	20
40	Hudson Miller	8	13	6	19	.	.	.	1	1
17	Shitta Sillah	8	10	7	17	3.5-13	1-10
19	Botros Alisandro	8	11	4	15	.	.	.	3
95	Joe Anderson	7	5	9	14	0.5-1	1	.
91	Cole Brevard	8	7	7	14	4.5-13	0.5-4
34	Damarjhe Lewis	5	7	7	14	3-4	1	.
2	Nyland Green	4	7	4	11	1-9	1-9	.	4	.	.	1	.	.
6	Smiley Bradford	3	8	3	11
12	Tarrion Grant	8	7	3	10	1	.	.
20	Winston Berglund	3	7	2	9	2-10	1-8
92	Mo Omonode	7	4	5	9	2-9	1-8
1	Markevious Brown	4	8	1	9	.	.	.	3
99	Jireh Ojata	8	7	1	8	1-3	1-3
8	C.J. Madden	3	5	2	7	0.5-0	.	.	.	1
55	Jamarius Dinkins	5	3	3	6
44	Nick Levy	8	1	3	4
18	Demeco Kennedy	6	3	1	4
97	Jamarrion Harkless	8	1	3	4
41	Ben Furtney	8	1	2	3
7	Salim Turner-Muhammad	2	3	.	3
24	Anthony Brown	8	.	2	2
98	Drake Carlson	5	1	1	2
23	Trey Smith	4	1	.	1
30	Keelan Crimmins	8	1	.	1
39	Ben Freehill	8	1	.	1
16	Shamar Rigby	8	1	.	1
37	Joey Sumlin	1	1	.	1
25	Ty Hudkins	8	1	.	1
85	Caleb Irving	2	1	.	1
12	Leland Smith	8	1	.
	Totals	8	319	190	509	41-159	17-107	4-0	21	14	1-16	2	3	0
	Opponents	8	278	130	408	47-210	20-143	5-93	25	16	5-0	6	0	0





2024-25 Purdue Football
Overall Team Statistics
In Conference games

Page 1/2
as of Nov 04, 2024

Team Statistics

	PURDUE	OPP
Scoring	85	191
Points per game	17.0	38.2
Points Off Turnovers	13	17
First Downs	75	126
Rushing	28	42
Passing	44	71
Penalty	3	13
Rushing Yardage	643	819
Yards gained rushing	786	913
Yards lost rushing	143	94
Rushing attempts	152	177
Average per rush	4.2	4.6
Average per game	128.6	163.8
TDs Rushing	3	14
Passing Yardage	971	1589
Comp-Att-Int	82-133-2	104-157-4
Average per pass	7.3	10.1
Average per catch	11.8	15.3
Average per game	194.2	317.8
TDs Passing	5	10
Total offense	1614	2408
Total plays	285	334
Average per play	5.7	7.2
Average per game	322.8	481.6
Kick returns: #-Yards	5-76	4-62
Punt returns: #-Yards	5-18	8-48
Int returns: #-Yards	4-0	2-35
Kick return average	15.2	15.5
Punt return average	3.6	6.0
Int return average	0.0	17.5
Fumbles-Lost	5-3	4-1
Penalties-Yards	33-318	32-279
Average per game	63.6	55.8
Punts-Yards	24-1050	11-487
Average per punt	43.8	44.3
Net punt average	41.8	39.0
Kickoffs-Yards	19-1183	32-2059
Average per kick	62.3	64.3
Net kick average	39.3	40.5
Time of possession / game	27:57	32:03
3rd-down conversion	24/64	31/59
3rd-down pct	38%	53%
4rd-down conversion	1/7	5/6





2024-25 Purdue Football
Overall Team Statistics
In Conference games

Page 2/2
as of Nov 04, 2024

	PURDUE	OPP
4rd-down pct	14%	83%
Sacks by-Yards	9-68	14-95
Misc Yards	0	0
Touchdowns scored	9	25
Field goals - attempts	7-9	6-10
On-Side kicks	1-1	1-1
Red-zone scores	(13-16) 81%	(20-22) 91%
Red-zone touchdowns	(7-16) 44%	(16-22) 73%
PAT-attempts	(6-6) 100%	(23-23) 100%
2-point conversion-attempts	(2-3) 67%	(0-1) 0%
Attendance	180045	131906
Games / Avg per game	3/60015	2/65953
Neutral site games	-	0/0

Score by Periods

Team	1st	2nd	3rd	4th	OT	TOT
Purdue	3	16	23	37	6	85
Opponents	48	35	31	64	13	191



**2024-25 Purdue Football
Individual Statistics
In Conference games**Page 1/2
as of Nov 04, 2024**Rushing**

Player	gp	att	gain	loss	net	avg	td	lg	avg/g
Devin Mockobee	5	55	282	19	263	4.8	2	34	52.6
Ryan Browne	4	35	211	47	164	4.7	0	23	41.0
Reggie Love III	5	33	172	12	160	4.8	0	16	32.0
Jaheim Merriweather	5	4	44	4	40	10.0	0	35	8.0
Elijah Jackson	4	2	13	0	13	6.5	0	8	3.3
De'Nylon Morrisette	4	1	11	0	11	11.0	0	11	2.8
Shamar Rigby	5	1	5	0	5	5.0	0	5	1.0
Arhmad Branch	3	1	3	0	3	3.0	1	3	1.0
Hudson Card	3	18	45	58	-13	-0.7	0	13	-4.3
Team	5	2	0	3	-3	-1.5	0	0	-0.6
Total	5	152	786	143	643	4.2	3	35	128.6
Opponents	5	177	913	94	819	4.6	14	51	163.8

Passing

Player	gp	effic	comp-att-int	pct	yds	td	lg	avg/g
Hudson Card	3	121.6	50-83-1	60.2	552	2	32	184.0
Ryan Browne	4	149.8	31-49-1	63.3	411	3	62	102.8
Shamar Rigby	5	167.2	1-1-0	100.0	8	0	8	1.6
Total	5	132.4	82-133-2	61.7	971	5	62	194.2
Opponents	5	167.2	104-157-4	66.2	1589	10	69	317.8

Receiving

Player	gp	no.	yds	avg	td	lg	avg/g
Max Klare	5	20	309	15.5	0	62	61.8
Jaron Tibbs	5	15	171	11.4	1	21	34.2
Jahmal Edrine	4	10	138	13.8	2	53	34.5
Devin Mockobee	5	8	101	12.6	1	21	20.2
Drew Biber	5	7	72	10.3	0	22	14.4
Reggie Love III	5	4	16	4.0	0	6	3.2
C.J. Smith	1	4	55	13.8	0	32	55.0
De'Nylon Morrisette	4	4	49	12.3	0	14	12.3
Shamar Rigby	5	4	23	5.8	0	10	4.6
Elijah Jackson	4	2	7	3.5	0	8	1.8
Kam Brown	4	1	16	16.0	0	16	4.0
Hudson Card	3	1	-7	-7.0	0	0	-2.3
Andrew Sowinski	5	1	6	6.0	0	6	1.2
Leland Smith	5	1	15	15.0	1	15	3.0
Total	5	82	971	11.8	5	62	194.2
Opponents	5	104	1589	15.3	10	69	317.8

Punt Returns

Player	no.	yds	avg	td	lg
Dillon Thieneman	5	18	3.6	0	14
Total	5	18	3.6	0	14
Opponents	8	48	6.0	0	24

Interceptions

Player	no.	yds	avg	td	lg
Kyndrich Breedlove	3	0	0.0	0	0
Antonio Stevens	1	0	0.0	0	0
Total	4	0	0.0	0	0
Opponents	2	35	17.5	1	35

Kick Returns

Player	no.	yds	avg	td	lg
Elijah Jackson	4	51	12.8	0	16
Leland Smith	1	25	25.0	0	22
Total	5	76	15.2	0	22
Opponents	4	62	15.5	0	24

Fumble Returns

Player	no.	yds	avg	td	lg
Will Heldt	1	16	16.0	1	16
Total	1	16	16.0	1	16
Opponents	3	0	0.0	0	0



**2024-25 Purdue Football
Individual Statistics
In Conference games**Page 2/2
as of Nov 04, 2024**Scoring**

Player	td	fg	PAT						pts
			kick	rush	rcv	pass	dxp	saf	
Spencer Porath	-	7-9	6-6	-	-	-	-	-	27
Devin Mockobee	3	-	-	-	-	-	-	-	18
Jahmal Edrine	2	-	-	-	1	-	-	-	14
Jaron Tibbs	1	-	-	-	-	-	-	-	6
Will Heldt	1	-	-	-	-	-	-	-	6
Arhmad Branch	1	-	-	-	-	-	-	-	6
Leland Smith	1	-	-	-	-	-	-	-	6
Max Klare	-	-	-	-	1	-	-	-	2
Total	9	7-9	6-6	0	2	2	0	0	85
Opponents	25	6-10	23-23	0	0	0	0	0	191

Field Goals

Player	fg	pct.	01-19	20-29	30-39	40-49	50-99	lg	blk
Spencer Porath	7-9	77.8	0-0	6-6	0-2	1-1	0-0	45	0
Opponents	6-10	60.0	0-0	1-1	3-4	2-4	0-1	49	2

FG Sequence

Team Name	Purdue	Opponents
Nebraska	39,(45)	42,44,32
Wisconsin	(21),(23)	(26)
Illinois	(22),(24)	(30),(49),(38)
Oregon	36	50
Northwestern	(26),(24)	(39),(41)

Numbers in (parentheses) indicate field goal was made

All Purpose

Player	g	rush	rcv	pr	kr	ir	total	avg/g
Devin Mockobee	5	263	101	0	0	0	364	72.8
Max Klare	5	0	309	0	0	0	309	61.8
Reggie Love III	5	160	16	0	0	0	176	35.2
Jaron Tibbs	5	0	171	0	0	0	171	34.2
Ryan Browne	4	164	0	0	0	0	164	41.0
Jahmal Edrine	4	0	138	0	0	0	138	34.5
Drew Biber	5	0	72	0	0	0	72	14.4
Elijah Jackson	4	13	7	0	51	0	71	17.8
De'Nylon Morrisette	4	11	49	0	0	0	60	15.0
C.J. Smith	1	0	55	0	0	0	55	55.0
Jaheim Merriweather	5	40	0	0	0	0	40	8.0
Leland Smith	5	0	15	0	25	0	40	8.0
Shamar Rigby	5	5	23	0	0	0	28	5.6
Dillon Thieneman	5	0	0	18	0	0	18	3.6
Kam Brown	4	0	16	0	0	0	16	4.0
Andrew Sowinski	5	0	6	0	0	0	6	1.2
Arhmad Branch	3	3	0	0	0	0	3	1.0
Hudson Card	3	-13	-7	0	0	0	-20	-6.7
Team	5	-3	0	0	0	0	-3	-0.6
Total	5	643	971	18	76	0	1708	341.6
Opponents	5	819	1589	48	62	35	2553	510.6

Total Offense

Player	g	plays	rush	pass	total	avg/g
Ryan Browne	4	84	164	411	575	143.8
Hudson Card	3	101	-13	552	539	179.7
Devin Mockobee	5	55	263	0	263	52.6
Reggie Love III	5	33	160	0	160	32.0
Jaheim Merriweather	5	4	40	0	40	8.0
Elijah Jackson	4	2	13	0	13	3.3
Shamar Rigby	5	2	5	8	13	2.6
De'Nylon Morrisette	4	1	11	0	11	2.8
Arhmad Branch	3	1	3	0	3	1.0
Team	5	0	-3	0	-3	-0.6
Total	5	285	643	971	1614	322.8
Opponents	5	334	819	1589	2408	481.6

Punting

Player	no.	yds	avg	lg	tb	fc	i20	50+	blk
Keelan Crimmins	24	1050	43.8	58	0	10	5	4	0
Total	24	1050	43.8	58	0	10	5	4	0
Opponents	11	487	44.3	52	2	1	4	3	0

Kickoffs

Player	no.	yds	avg	tb	ob	retn	net	ydl
Ben Freehill	19	1183	62.3	13	0			
Total	19	1183	62.3	13	0	4	39.3	25
Opponents	32	2059	64.3	24	2	5	40.5	24



2024-25 Purdue Football
Overall Defense Statistics
In Conference games

Page 1/1
as of Nov 04, 2024

Team Defense

			Tackles				Sacks	Pass defense			Fumbles		blkd	
##	Player	gp	ua	a	tot	tfl/yds	no-yds	int-yds	brup	qbh	fr-yds	ff	kick	saf
31	Dillon Thieneman	5	28	12	40	1.5-4	.	.	4
14	Yanni Karlaftis	5	22	11	33	1-2	.	.	1	1
4	Kydran Jenkins	5	19	12	31	3-12	2-11	.	.	2
15	Will Heldt	5	16	5	21	3.5-29	2.5-25	.	.	2	1-16	.	.	.
32	Joseph Jefferson II	5	13	2	15
40	Hudson Miller	5	11	4	15	.	.	.	1	1
11	Antonio Stevens	3	10	4	14	1-1	.	1-0	1
10	Kyndrich Breedlove	5	9	5	14	.	.	3-0	3	1
95	Joe Anderson	5	5	7	12	0.5-1	1	.
19	Botros Alisandro	5	9	3	12	.	.	.	2
6	Smiley Bradford	3	8	3	11
2	Nyland Green	4	7	4	11	1-9	1-9	.	4	.	.	1	.	.
91	Cole Brevard	5	5	5	10	3.5-11	0.5-4
0	Jeffrey M'ba	5	6	3	9
20	Winston Berglund	2	7	1	8	2-10	1-8
17	Shitta Sillah	5	6	.	6	1-1
99	Jireh Ojata	5	4	1	5	1-3	1-3
92	Mo Omonode	4	1	3	4	1-8	1-8
97	Jamarrion Harkless	5	1	3	4
34	Damarjhe Lewis	2	2	2	4	1	.
12	Tarrion Grant	5	4	.	4	1	.	.
55	Jamarius Dinkins	3	1	2	3
18	Demeco Kennedy	3	3	.	3
44	Nick Levy	5	.	2	2
41	Ben Furtney	5	1	1	2
98	Drake Carlson	5	1	1	2
1	Markevious Brown	1	1	.	1	.	.	.	1
30	Keelan Crimmins	5	1	.	1
	Totals	5	201	96	297	20-91	9-68	4-0	17	7	1-16	2	2	0
	Opponents	5	176	78	254	34-150	14-95	2-35	17	7	3-0	3	0	0





2024-25 Purdue Football
Games Played
All games

Page 1/2
as of Nov 04, 2024

##	Player	GP-GS	INS	ND	OSU	Nebr	Wisc	Illini	Oregon	NU
0	Jeffrey M'ba	8/8	START	START	START	START	START	START	START	START
0	Jayden Dixon-Veal	3/0	XXX	XXX	XXX
1	Hudson Card	6/6	START	START	START	START	START	START
1	Markevious Brown	4/4	START	START	START	START
2	Nyland Green	4/3	START	START	START	...	XXX
2	Luke Jones	0/0
3	Derrick Rogers Jr.	2/0	XXX	XXX
3	Jaheim Merriweather	7/0	XXX	...	XXX	XXX	XXX	XXX	XXX	XXX
4	Kam Brown	6/0	...	XXX	XXX	XXX	XXX	XXX	...	XXX
4	Kydran Jenkins	8/8	START	START	START	START	START	START	START	START
5	Marcos Davila	0/0
5	Luke Williams	0/0
6	Arhmad Branch	4/0	XXX	XXX	...	XXX	XXX	...
6	Smiley Bradford	3/2	XXX	...	START	START
7	Salim Turner-Muhammad	2/0	XXX	XXX
7	Jahmal Edrine	6/6	START	START	START	START	START	START
8	C.J. Madden	3/0	XXX	XXX	XXX
8	De'Nylon Morrisette	7/4	XXX	XXX	START	START	START	XXX	START	...
9	C.J. Smith	1/1	START
9	Joe Strickland	1/0	XXX
10	Kyndrich Breedlove	8/7	START	START	START	XXX	START	START	START	START
10	Jesse Watson	1/0	XXX
11	Antonio Stevens	6/6	START	START	START	START	START	START
11	Tra'Mar Harris	2/0	XXX	XXX
12	Tarrison Grant	8/3	START	START	START	XXX	XXX	XXX	XXX	XXX
12	Leland Smith	8/0	XXX	XXX	XXX	XXX	XXX	XXX	XXX	XXX
13	Jaron Tibbs	8/7	XXX	START	START	START	START	START	START	START
13	Koy Beasley	1/0	XXX
14	Yanni Karlaftis	8/4	XXX	XXX	XXX	START	START	START	START	XXX
14	Jake Wilson	0/0
15	Will Heldt	8/8	START	START	START	START	START	START	START	START
15	Ryan Browne	5/2	XXX	XXX	START	START	XXX
16	Hudauri Hines	4/0	XXX	XXX	XXX	XXX
16	Shamar Rigby	8/4	START	START	START	START	XXX	XXX	XXX	XXX
17	Shitta Sillah	8/4	START	START	START	START	XXX	XXX	XXX	XXX
17	Christian Gelov	0/0
18	Bennett Meredith	0/0
18	Demeco Kennedy	6/0	XXX	XXX	XXX	XXX	XXX	XXX
19	Botros Alisandro	8/4	XXX	XXX	XXX	XXX	START	START	START	START
19	Tayvion Galloway	0/0
20	Winston Berglund	3/0	XXX	XXX	XXX
20	Carson Kitchel	0/0
21	D'Mon Marable	7/0	...	XXX	XXX	XXX	XXX	XXX	XXX	XXX
22	Owen Davis	2/0	XXX	XXX
23	Reggie Love III	8/0	XXX	XXX	XXX	XXX	XXX	XXX	XXX	XXX
23	Trey Smith	4/0	XXX	XXX	XXX	XXX
24	Anthony Brown	8/0	XXX	XXX	XXX	XXX	XXX	XXX	XXX	XXX
25	Ty Hudkins	8/0	XXX	XXX	XXX	XXX	XXX	XXX	XXX	XXX
26	Andrew Sowinski	8/0	XXX	XXX	XXX	XXX	XXX	XXX	XXX	XXX
27	Zeke Williams	1/0	...	XXX
28	Addai Lewellen	0/0
29	Earl Kulp	1/0	XXX
30	Keelan Crimmins	8/0	XXX	XXX	XXX	XXX	XXX	XXX	XXX	XXX
31	Dillon Thieneman	8/8	START	START	START	START	START	START	START	START
32	Joseph Jefferson II	8/2	XXX	XXX	XXX	START	START	XXX	XXX	XXX
33	Elijah Jackson	7/0	XXX	XXX	XXX	XXX	XXX	XXX	...	XXX
34	Damarjhe Lewis	5/1	START	XXX	XXX	XXX	XXX
35	Spencer Porath	8/0	XXX	XXX	XXX	XXX	XXX	XXX	XXX	XXX
36	R.J. Lopez	0/0
37	Joey Sumlin	1/0	XXX



2024-25 Purdue Football
Games Played
All games

Page 2/2
as of Nov 04, 2024

##	Player	GP-GS	INS	ND	OSU	Nebr	Wisc	Illini	Oregon	NU
37	Antonio Harris	3/0	XXX	XXX	XXX
38	Luke Pettaway	0/0
39	Ben Freehill	8/0	XXX	XXX	XXX	XXX	XXX	XXX	XXX	XXX
40	Hudson Miller	8/1	XXX	XXX	XXX	XXX	XXX	XXX	XXX	START
41	Ben Furtney	8/0	XXX	XXX	XXX	XXX	XXX	XXX	XXX	XXX
42	Cooper Kitchel	0/0
43	Landon Heard	0/0
43	Claude Strnad	0/0
44	Nick Levy	8/0	XXX	XXX	XXX	XXX	XXX	XXX	XXX	XXX
44	Ayden Murray	0/0
45	Devin Mockabee	8/8	START	START	START	START	START	START	START	START
46	Sterling Smith	0/0
47	Jamari Payne	0/0
48	Bennett Boehnlein	8/0	XXX	XXX	XXX	XXX	XXX	XXX	XXX	XXX
49	Isaiah Needam	0/0
50	John Randle Jr.	2/0	XXX	XXX
51	Landon Drennan	0/0
52	Rod Green	0/0
53	Gus Hartwig	8/8	START	START	START	START	START	START	START	START
54	Luke Griffin	8/0	XXX	XXX	XXX	XXX	XXX	XXX	XXX	XXX
55	Jamarius Dinkins	5/0	XXX	XXX	...	XXX	...	XXX	XXX	...
55	DJ Wingfield	8/8	START	START	START	START	START	START	START	START
56	Reese Hill	0/0
57	Tom Ewing	0/0
59	Thomas Tinsley	0/0
61	Aaron Roberts	0/0
63	Marcus Mbow	8/8	START	START	START	START	START	START	START	START
65	Jordan King	0/0
66	Anthony Boswell	0/0
67	Drew Woodruff	0/0
68	Jimmy Liston	0/0
70	Max Parrott	0/0
71	Corey Stewart	7/7	...	START	START	START	START	START	START	START
72	Jaden Ball	1/0	XXX
73	Jaekwon Bouldin	0/0
74	Joshua Sales Jr.	3/1	START	XXX	XXX
75	Jalen Grant	3/0	XXX	XXX	XXX
76	Ethan Trent	1/0	XXX
77	Mahamane Moussa	8/8	START	START	START	START	START	START	START	START
78	Bakyyne Coly	7/0	XXX	XXX	XXX	XXX	XXX	XXX	XXX	...
79	Joey Tanona	6/0	XXX	XXX	XXX	XXX	XXX	XXX
80	Ryne Shackelford	0/0
81	George Burhenn	2/0	XXX	XXX
82	Drew Biber	8/2	START	XXX	XXX	XXX	XXX	START	XXX	XXX
83	Andrew Adkison	8/0	XXX	XXX	XXX	XXX	XXX	XXX	XXX	XXX
84	Nolan Buckman	0/0
85	Caleb Irving	2/0	XXX	XXX
86	Max Klare	8/8	START	START	START	START	START	START	START	START
87	Adam Kidder	0/0
88	Donovan Hamilton	0/0
89	Luke Klare	0/0
90	James Hardy	0/0
91	Cole Brevard	8/8	START	START	START	START	START	START	START	START
92	Mo Omonode	7/0	XXX	XXX	XXX	XXX	...	XXX	XXX	XXX
93	Albert Schwartz	0/0
94	Elijah Taylor	0/0
95	Joe Anderson	7/7	...	START	START	START	START	START	START	START
96	Logan Jellison	0/0
97	Jamarrion Harkless	8/0	XXX	XXX	XXX	XXX	XXX	XXX	XXX	XXX
98	Drake Carlson	5/0	XXX	XXX	XXX	XXX	XXX
##	Player	GP-GS	INS	ND	OSU	Nebr	Wisc	Illini	Oregon	NU
99	Jireh Ojata	8/0	XXX	XXX	XXX	XXX	XXX	XXX	XXX	XXX

