

# PURDUE BOILERMAKERS

## 2021-22 BASKETBALL GAME NOTES

MBB Contact: Chris Forman ►► Email: cforman@purdue.edu ►► Office: 765.494.3201 ►► Cell: 413.687.4590 ►► Address: 900 John Wooden Drive, West Lafayette, IN 47907

### GAME 18 // BOILERMAKERS END TWO-GAME ROADSWING AGAINST INDIANA



[4 / 3] PURDUE (15-2 / 4-2 BIG TEN) vs. [RV / RV] INDIANA (13-4 / 403 BIG TEN)

Thursday, January 20, 2022 • 7 p.m. ET • Bloomington, Indiana / Simon-Skjodt Assembly Hall (17,222)

TELEVISION: FS1 (Kevin Burkhardt, Jim Jackson) | Satellite Radio (SIRIUS 134, XM 195, SXM App 957)

RADIO: 22 stations on the Purdue Radio Network and on Varsity Sports Network (online); Rob Blackman and Bobby Riddell.

LIVE STATS: PurdueStats.com // SOCIAL MEDIA: @BoilerBall on Twitter, Instagram and Facebook

	Record	15-2	VS.	Record	13-4	
	Big Ten	4-2		Big Ten	4-3	
	Home	9-1		Home	11-0	
	Away	2-1		Away	1-4	
	Neutral	4-0		Neutral	1-0	
	Streak	Win-3		Streak	Win-1	
	AP / Coaches	4 / 3		AP / Coaches	RV / RV	
	NET / KenPom	7 / 4		NET / KenPom	33 / 28	

THE SERIES: Purdue leads, 124-89 // LAST MEETING: March 6, 2021 (Purdue, 67-58) // STREAK: Purdue, win-9

#### MATT PAINTER

17th season at Purdue (370-186)

18th season overall (395-191)

#### THE HEAD COACHES

Record at School

Career Record

#### MIKE WOODSON

1st season at Indiana (13-4)

1st season overall (13-4)

#### THE OPENING TIP

- The No. 4-ranked Purdue Boilermakers round out its two-game roadtrip when it travels South to face an Indiana squad that is unbeaten at home. The Boilermakers are wrapping up a stretch of three road games in a four-game span, looking to record their second straight quad-one win on the road after defeating No. 11 (NET) Illinois 96-88 on Monday afternoon.
- Purdue enters with a 15-2 overall record, while Indiana is 13-4 overall with an 11-0 record at home with eight straight wins by double-digits.
- The contest will be televised on FS1 with **Kevin Burkhardt** and **Jim Jackson** on the call remotely. On the radio waves, **Rob Blackman** and **Bobby Riddell** will be courtside on the 22-station Purdue Radio Network and online on the Varsity Sports Network (app). Live stats will be provided on StatBroadcast.com and updates will be provided on Purdue's official Twitter account (@BoilerBall).

#### THE NOTES TO KNOW

- The combined record of both teams entering Thursday's game is 28-6 (.824). That is the best combined mark of the two teams since a Feb. 19, 2008, meeting when the two teams entered that game with a combined record of 42-9 (.824).
- Purdue's 15-2 start matches the best 17-game start of the **Matt Painter** era (2009-10, 2017-18). A win over Indiana would give Painter just his second 18-game start of 16-2 during his 17 years at Purdue (2017-18 - started 23-2).
- Matt Painter** needs one win to tie **Ward Lambert** (371) for second place on the Purdue career victories list, and fifth on the Big Ten list.
- Since Feb. 1, of last season, Purdue and Loyola Chicago are the only teams without a double-digit loss. Purdue's six losses since Feb. 1, of last year have come by 1, 3, 9 (ot), 9 (ot), 2 and 5 points.
- Purdue has scored 90 or more points in nine games this season, the most in country (Gonzaga - 8).
- Purdue's seven wins by 25 or more points are tied for the third most in the country and most in the Big Ten (Gonzaga, Kentucky - 10).
- Purdue's bench has scored at least 25 points in 12 straight games and in 15-of-17 games this season (Indiana State, Villanova).
- Purdue has scored over 90 points in back-to-back Big Ten games for the first time since Feb. 1998 (107 vs. Ohio State; 94 vs. Indiana).
- Over the last five games, Purdue's sophomore class has averaged 50.0 points per game, accounting for 57.5 percent of Purdue's scoring.
- Zach Edey**, **Jaden Ivey** and **Trevion Williams** were named to the Wooden Award midseason watch list. Purdue was the only school with three players named (Duke, Gonzaga, UCLA had two).

#### 2021-22 PURDUE ROSTER (► denotes probable starter)

No.	Name	Yr.	Pos.	Ht.	Wt.	Hometown	GP / GS	PPG	RPG	APG	Other
0	► Mason Gillis	So.	F	6-6	230	New Castle, Ind.	13 / 5	7.2	3.5	0.6	20-20 FTs
1	Brian Waddell	Fr.	F	6-7	180	Carmel, Ind.	0 / 0	-	-	-	REDSHIRTING 2021-22 SEASON -
2	Eric Hunter Jr.	Sr.	G	6-4	175	Indianapolis, Ind.	17 / 1	3.7	1.5	1.7	
3	Caleb Furst	Fr.	C	6-10	230	Fort Wayne, Ind.	16 / 12	5.4	4.6	0.5	BIG FOW (N22)
4	Trey Kaufman-Renn	Fr.	F	6-9	225	Sellersburg, Ind.	0 / 0	-	-	-	REDSHIRTING 2021-22 SEASON -
5	Brandon Newman	So.	G	6-5	200	Valparaiso, Ind.	16 / 0	6.3	2.4	0.8	25 3Ps
11	► Isaiah Thompson	Jr.	G	6-1	160	Zionsville, Ind.	17 / 16	5.4	1.2	1.3	41.1 3P %
14	Jared Wulbrun	Sr.	G	5-10	180	Stanford, Calif.	8 / 0	0.3	0.1	0.0	
15	► Zach Edey	So.	C	7-4	295	Toronto, Ontario	17 / 13	15.6	7.5	1.2	70.7 FG %
21	Matt Frost	Jr.	F	6-5	200	Columbus, Ind.	8 / 0	0.5	0.4	0.0	
22	Chase Martin	So.	G	6-3	180	Columbia, Mo.	8 / 0	0.3	0.3	0.1	
23	► Jaden Ivey	So.	G	6-4	195	South Bend, Ind.	17 / 17	16.4	5.2	3.1	43.0 3P %
25	Ethan Morton	So.	G	6-6	215	Butler, Pa.	17 / 0	2.6	1.6	2.2	5.43 A/T0
34	Carson Barrett	So.	G	6-5	215	Lafayette, Ind.	8 / 0	0.5	0.6	0.0	
50	Trevion Williams	Sr.	F	6-10	255	Chicago, Ill.	17 / 4	13.4	8.5	3.1	2X BIG POW
55	► Sasha Stefanovic	Sr.	G	6-5	205	Crown Point, Ind.	17 / 17	11.8	2.6	3.8	45-108 3Ps

#### 2021-22 PURDUE SCHEDULE

Date	P / O	Rank	Opponent	TV	Time/Result
N9	7 / -		Bellarmine	BTN+	W, 96-67
N12	7 / -		Indiana State	BTN	W, 92-67
N16	6 / -		Wright State	BTN	W, 96-52
N20	2	6 / 18	vs. North Carolina	ESPNNews	W, 93-84
N21	2	6 / 5	vs. Villanova	ABC	W, 80-74
N26	3 / -		Omaha	BTN+	W, 97-40
N30	3	2 / -	Florida State	ESPN	W, 93-65
D3	* 2 / RV		Iowa	BTN	W, 77-70
D9	* 1 / -		at Rutgers	BTN	L, 68-70
D12	4	1 / -	vs. North Carolina State	BTN	W, 82-72
D18	5	3 / -	vs. Butler	FOX	W, 77-48
D20	3 / -		Incarnate Word	BTN	W, 79-59
D29	3 / -		Nicholls	BTN	W, 104-90
J3	* 3 / 23		Wisconsin	BTN	L, 69-74
J8	* 3 / -		at Penn State	BTN	W, 74-67
J11	* 7 / -		at Michigan	ESPN2	POSTPONED
J14	* 7 / -		Nebraska	FS1	W, 92-65
J17	* 4 / 17		at Illinois	FOX	W, 96-88 -
J20	* 4 / RV		at Indiana	FS1	7 p.m.
J23	* 4 / -		Northwestern	BTN	1 p.m.
J27	* - / RV		at Iowa	FS1	9 p.m.
J30	* - / 19		Ohio State	CBS	Noon
F2	* - / -		at Minnesota	BTN	7 p.m.
F5	* - / -		Michigan	FOX	2:30 p.m.
F10	* - / 17		Illinois	ESPN / ESPN2	9 p.m.
F13	* - / -		Maryland	CBS	1 p.m.
F16	* - / -		at Northwestern	BTN	9 p.m.
F20	* - / -		Rutgers	FS1	5:30 p.m.
F26	* - / 14		at Michigan State	ESPN / ESPN2	TBA
M1	* - / 8		at Wisconsin	ESPN / ESPN2	9 p.m.
M5	* - / RV		Indiana	ESPN / ESPN2	TBA
M9	6	- / -	Big Ten First Round	BTN	TBA
M10	6	- / -	Big Ten Second Round	BTN	TBA
M11	6	- / -	Big Ten Quarterfinals	BTN	TBA
M12	6	- / -	Big Ten Semifinals	CBS	TBA
M13	6	- / -	Big Ten Championship	CBS	3:30 p.m.
TBA	7	- / -	NCAA Tournament		TBA

\* Home games played at Mackey Arena in bold.

\* All times Eastern and subject to change.

- 1 Denotes Big Ten Conference Game
- 2 Denotes exhibition game (West Lafayette, Ind.)
- 3 Denotes Hall of Fame Tip-off Classic (Uncasville, Conn.)
- 4 Denotes ACC / Big Ten Challenge (West Lafayette, Ind.)
- 5 Denotes Hall of Fame Invitational (Brooklyn, N.Y.)
- 6 Denotes Crossroads Classic (Indianapolis, Ind.)
- 7 Denotes Big Ten Tournament (Indianapolis, Ind.)
- 8 Denotes NCAA Tournament (TBA)

#### INSIDE THE NUMBERS (Through Jan. 18, 2022)

PURDUE				INDIANA	
NCAA Rk.	Stats	Category	Stats	NCAA Rk.	
4	86.2	Scoring Offense	75.1	113	
145	67.8	Scoring Defense	62.7	37	
8	+18.4	Scoring Margin	+12.4	31	
4	.502	FG Percentage	.470	53	
101	.413	FG Pct. Defense	.483	23	
5	.403	3-Point Percentage	.346	129	
22	9.8	3-Pointers / Game	6.5	268	
93	.733	Free Throw Percentage	.684	248	
2	+12.4	Rebound Margin	+7.4	23	
6	18.2	Assists	15.5	62	
73	11.8	Turnovers	14.3	280	
10	1.54	Assist / TO Ratio	1.08	139	
248	-0.88	Turnover Margin	-2.12	296	

#BoilerUp | @BoilerBall | PURDUESPORTS.COM

[illegible]

**ROAD WARRIORS**

- In its last three games on the road against ranked teams, Purdue took some punches but came out on top. Purdue has defeated No. 23 Michigan State (55-54), No. 15 Ohio State (69-67) and No. 17 Illinois (96-88) in its last three road games against ranked teams.
- Purdue's three straight road wins against ranked teams (dating to last year) is the longest since a stretch during the 1997-98 and 1998-99 seasons (wins over Michigan, Michigan State and Xavier).

**UNDEFEATED DURING THE NON-CONFERENCE SCHEDULE**

- The win over Nicholls gave Purdue just its fourth undefeated record against non-conference opposition (since 1939-40), and the first such season since 2009-10.

**► UNDEFEATED, NON-CONFERENCE RECORDS**

Year	Non-Con	Final	Postseason
2020-21	11-0	????	
2009-10	12-0	29-6	L - Sweet 16
1993-94	12-0	29-5	L - Elite 8
1992-93	9-0	18-10	L - NCAA 1st

**HOME-COURT ADVANTAGE**

- Over its last 105 games at Mackey Arena, Purdue is 94-11.
- Since the start of the 2014-15 season, Purdue is 19-7 at Mackey Arena against nationally-ranked opponents.
- Purdue will enter next season having won 14 straight games at Mackey Arena against non-conference opposition.
- With the Paint Crew in attendance, Purdue is 77-8 at Mackey Arena since the 2014-15 season.

**ELITE SHOOTING AT ALL LEVELS**

- Purdue is one of three teams nationally to shoot over 50.0 percent from the field, 40.0 percent from 3-point range and 72.0 percent from the free throw line.

**► 50, 40, 72 SHOOTING PERCENTAGES (TEAM)**

Team	FG %	3P %	FT %
South Dakota State	.515	.445	.745
<b>Purdue</b>	<b>.502</b>	<b>.403</b>	<b>.733</b>
Loyola Chicago	.502	.401	.720
Davidson	.501	.423	.768

► Through games played Jan. 18, 2022.

**REACHING THESE LEVELS MEANS A VICTORY**

- Purdue has won 48 straight games when shooting at least 50.0 percent from the field, 40.0 percent from 3-point range and 72.0 percent from the free throw line, last losing to Illinois on March 3, 2004 (81-79; ot).
- Coach Painter is 45-0 when reaching the three shooting levels.

**DUO DOMINATES THE GLASS**

- Through Tuesday's games, **Zach Edey** and **Trevion Williams** rank 2nd and 4th nationally in offensive rebounding percentage.
- As a team, Purdue is eighth in offensive rebound percentage.

**MORE ANALYTICS FROM KENPOM**

- No. 1 in offensive efficiency.
- No. 3 in effective field goal percentage.
- No. 7 in 2-point field goal percentage.
- No. 8 in offensive rebound percentage.
- No. 16 in assists / field goals made.
- No. 19 in percentage of bench minutes.
- No. 22 in free throw attempts / field goal attempts.
- **Zach Edey** is 9th in the KenPom Player of the Year ratings.
- **Zach Edey** is 5th in fouls drawn / 40 minutes.
- **Zach Edey** is 7th in percentage of possessions used.
- **Trevion Williams** is 10th in percentage of possessions used.

**A CLOSER LOOK AT THE WINS AND SCHEDULE**

- Purdue's 15-2 start has been filled with a lot of big moments.
- Purdue's four KenPom Top-25 wins (North Carolina, Villanova, Iowa, Illinois) are the most in the country (tied with Gonzaga, Wisconsin).

- Purdue's two wins over KenPom top-12 (Villanova, Illinois) are tied for the most in the country (Wisconsin, Alabama).
- Purdue owns a 4-1 record against Quad-1 teams, the fourth-best mark in the country (Auburn, Baylor, Wisconsin are 5-1).
- Purdue's three wins against AP Top 25 teams are the third most nationally (Iowa State, Villanova - 4).

**► BEST RECORD AGAINST AP TOP 25 TEAMS (MIN. 3 GAMES)**

Rec.	Pct.	Team
<b>3-1</b>	<b>.750</b>	<b>Purdue</b>
3-1	.750	Alabama
3-1	.750	Wisconsin
2-1	.667	Auburn
2-1	.667	Baylor
2-1	.667	LSU

► Through games played Jan. 18, 2022.

**A BUNCH OF POINTS**

- Purdue has scored at least 90 points in nine of its 17 games this year, which is a good thing since Purdue has won 111 straight games when scoring at least 90 points (dating to Nov. 1987).

**► TIMES SCORING 90 POINTS (2021-22 SEASON)**

No.	Team
<b>9</b>	<b>Purdue</b>
8	Gonzaga
7	Arizona, South Dakota State
6	Belmont, Iowa, Kentucky

► Through games played Jan. 18, 2022.

**AND MORE ABOUT THAT OFFENSIVE EFFICIENCY NUMBER**

- Purdue's adjusted offensive efficiency number is 123.9, meaning Purdue averages 123.9 points per 100 possessions, a number that leads the country.
- In the KenPom era (2002-22), that number currently ranks 17th overall, and as the third-best Big Ten offense in the last 20 years.

**► TOP OFFENSIVE EFFICIENCY NUMBER (KENPOM ERA)**

No.	Team	Year	Record	Post.
129.0	Wisconsin	2015	36-4	L - NCAA Champ
127.8	Villanova	2018	36-4	W - NCAA Title
126.4	Gonzaga	2021	31-1	L - NCAA Champ
126.0	Oklahoma State	2017	20-13	L - 1st rd.
125.4	Notre Dame	2015	32-6	L - Elite 8
125.1	Missouri	2012	30-5	L - 1st rd.
125.0	Baylor	2021	28-2	W - NCAA Title
125.0	Ohio State	2011	34-3	L - Sweet 16
124.7	Duke	2014	26-9	L - 1st rd.
124.5	Gonzaga	2019	33-4	L - Elite 8
124.5	Duke	2015	35-4	W - NCAA Title
124.4	North Carolina	2016	33-7	L - NCAA Champ
124.3	Wake Forest	2005	27-6	L - 2nd rd.
124.2	Creighton	2014	27-8	L - 2nd rd.
124.2	Gonzaga	2022	14-2	
124.0	UCLA	2017	31-5	L - Sweet 16
<b>123.9</b>	<b>Purdue</b>	<b>2022</b>	<b>15-2</b>	

- Purdue's offensive attack has been one of the best in the country over the last seven years, being 1-of-7 teams to rank in the top 50 in each of the last seven seasons.

**► TOP-50 OFFENSES IN THE LAST SEVEN YEARS (SINCE 2015-16)**

Team	2016	2017	2018	2019	2020	2021	2022
<b>Purdue</b>	<b>19</b>	<b>24</b>	<b>2</b>	<b>4</b>	<b>50</b>	<b>26</b>	<b>1</b>
Gonzaga	22	16	14	1	1	1	2
Iowa	25	43	19	15	5	3	3
Villanova	3	3	1	16	15	6	7
Houston	21	39	38	19	22	7	8
Duke	4	6	3	7	9	18	9
Michigan	30	4	35	24	20	9	24

► Through games played Jan. 18, 2022.

**THE RUN TRACKER**

- Purdue has had big runs already this year, having 21 runs of 10-0 or greater already this year, compared to four for opponents.
- Purdue has had two runs of 20-0 or longer, posting a 29-0 run vs. Omaha and a 20-0 run vs. Nicholls.

**► RUN TRACKER**

Run	Purdue	Opponent
7-0	9	7
8-0	9	6
9-0	5	2
10-0	9	2
11-0	3	1
12-0	1	1
14-0	3	
16-0	1	
17-0	1	
18-0	1	
20-0	1	
29-0	1	
<b>TOTALS</b>	<b>44</b>	<b>19</b>

**GET TO AND KEEP THEM OFF THE LINE**

- Purdue has outscored its opponents by 138 points at the free throw line, the largest margin in the country.

**► FREE THROWS MADE DIFFERENCE**

Team	Team	Opp.	Diff.
<b>Purdue</b>	<b>283</b>	<b>145</b>	<b>+138</b>
Weber State	276	159	+117
Xavier	260	149	+111
Duke	239	135	+104
Wisconsin	258	157	+101
South Dakota State	278	177	+101

► Through games played Jan. 18, 2022.

**INSIDE MORE NUMBERS**

- Purdue is 134-16 since the start of the 2014-15 season when attempting more free throws than its opponents.
- Purdue is 164-7 when under Painter when holding foes to 59 or fewer points. Three of the seven losses came during the 2012-13 season.
- Purdue is 139-12 under Painter when scoring at least 80 points, including 53-2 (losses to Notre Dame and Virginia Tech in 2018-19 season) since the start of the 2017-18 season.
- Purdue is 263-50 under Painter when scoring at least 70 points.
- Purdue is 47-5 since the start of the 2017-18 season when making 10 or more 3-pointers in a game, winning 18 straight games.
- Purdue is 135-15 under Painter when winning the rebound and turnover battles in the same game.
- Purdue has won 31 straight games when shooting a higher field goal percentage than its opponent.
- Purdue has won 18 straight games when leading at halftime and since the start of the 2016-17 season, Purdue is 110-12 when leading at the intermission.
- Purdue has won 111 straight games when scoring 90 or more points, dating to Nov. 24, 1987 – a span of 12,474 days.
- Purdue entered the year 11-48 under Painter when allowing 80 or more points in a game. The Boilermakers are 3-0 this year.
- Purdue is 6-0 when opponents make 10 or more 3-pointers in a game this season.

**BEST SHOOTING PROGRAM IN THE COUNTRY?**

- Purdue can lay claim to perhaps being the best 3-point shooting program in the country over the last few years.

**► 1,600 3PM / 37.5 3-POINT PERCENTAGE (SINCE 2016-17)**

Team	3PM	3P%
South Dakota State	1,632	.390
Marquette	1,672	.387
Wofford	1,810	.386
<b>Purdue</b>	<b>1,623</b>	<b>.378</b>
Creighton	1,713	.375
Toledo	1,642	.375

GAME 18 // [4] PURDUE vs. INDIANA // JANUARY 20, 2022

BIG TEN SUCCESS UNDER PAINTER (Since 2006-07 / Painter's second year at Purdue)						2021-22 BIG TEN STANDINGS																																															
Overall Wins	Total	Conference Wins	Total	NCAA Bids	Total	NBA Draft Picks*	Total	Team	Conf.	Pct.	Overall	Pct.	NET																																								
Michigan State	402	Wisconsin	192	Michigan State	14	Michigan	14	[25] Illinois	6-1	.857	13-4	.765	11																																								
Ohio State	390	Michigan State	191	Wisconsin	13	Maryland	12	[13] Wisconsin	6-1	.857	15-2	.882	17																																								
Wisconsin	388	Ohio State	181	<b>Purdue</b>	<b>12</b>	Ohio State	11	[10] Michigan State	5-1	.833	14-3	.824	25																																								
<b>Purdue</b>	<b>362</b>	<b>Purdue</b>	<b>181</b>	Ohio State	11	Michigan State	11	[16] Ohio State	5-2	.714	12-4	.750	22																																								
Michigan	350	Michigan	160	Michigan	10	Indiana	10	<b>[7] Purdue</b>	<b>4-2</b>	<b>.667</b>	<b>15-2</b>	<b>.882</b>	<b>7</b>																																								
Maryland	338	Maryland	151	Maryland	8	<b>Purdue</b>	<b>8</b>	Rutgers	4-2	.667	10-6	.625	113																																								
Illinois	302	Illinois	133	Indiana	6	Iowa	5	[rv] Indiana	4-3	.571	13-4	.765	33																																								
Indiana	292	Indiana	132	Illinois	5	Wisconsin	4	[rv] Iowa	3-3	.500	13-4	.765	21																																								
Iowa	284	Iowa	130	Iowa	5	Illinois	2	Penn State	3-4	.429	8-7	.533	85																																								
Minnesota	284	Minnesota	104	Minnesota	5	Nebraska	2	Michigan	2-3	.400	8-7	.533	54																																								
Penn State	250	Penn State	97	Nebraska	1	Minnesota	1	Northwestern	2-5	.286	9-7	.563	80																																								
Nebraska	237	Nebraska	91	Northwestern	1	Rutgers	1	Minnesota	1-5	.167	10-5	.667	82																																								
Northwestern	237	Northwestern	88	Penn State	1	Northwestern	0	Maryland	1-6	.143	9-9	.500	114																																								
Rutgers	210	Rutgers	75	Rutgers	1	Penn State	0	Nebraska	0-8	.000	6-13	.316	201																																								
► Through games played Jan. 18.				► Through games played Jan. 18.		► Entering 2021-22 season.		* Since 2007 NBA Draft		► Through games played Jan. 18, 2022.																																											
<b>PURDUE'S BIG THREE MAKING BIG IMPACT</b>						<b>INSTANT PRODUCTION</b>						<b>RIGHT WHERE THEY LEFT OFF</b>																																									
• Purdue's big three of <b>Jaden Ivey</b> , <b>Trevion Williams</b> and <b>Zach Edey</b> are making a huge impact this season.						• Averaging 13, 8 and 3 is not a huge deal in itself. Doing it in under 30.0 minutes per game is a bit of a bigger deal. Doing it in 20.5 minutes per game is absurd -- that's what <b>Trevion Williams</b> is doing.						• The talented sophomore class picked up right where they left off last year, averaging 46.5 points per game so far this season.																																									
• The group is averaging 45.4 points, 21.2 rebounds, 7.4 assists, 2.6 blocks and 2.6 steals per game, shooting 292-of-500 (.584). The trio accounts for 52.7 percent of Purdue's scoring.						► <b>13.0 PPG, 8.0 RPG, 3.0 APG IN UNDER 30.0 MPG (SINCE 92-93)</b>						• As freshmen last year, the group accounted for 44.5 percent of Purdue's scoring, the fourth-highest percentage in America.																																									
• The trio were all named to the Wooden Award midseason top-25 watch list, the only school with three players named.						<table><tr><th>Year</th><th>Player (Team)</th><th>PPG</th><th>RPG</th><th>APG</th><th>MPG</th></tr><tr><td>2021-22</td><td>Trevion Williams (Purdue)</td><td>13.4</td><td>8.5</td><td>3.1</td><td>20.5</td></tr><tr><td>2020-21</td><td>Ahsan Asadullah (Lipscomb)</td><td>14.1</td><td>8.0</td><td>3.4</td><td>28.3</td></tr><tr><td>2020-21</td><td>Gaige Prim (Missouri State)</td><td>16.7</td><td>9.1</td><td>3.0</td><td>29.4</td></tr><tr><td>2019-20</td><td>Ahsan Asadullah (Lipscomb)</td><td>18.6</td><td>10.1</td><td>3.9</td><td>29.8</td></tr><tr><td>2017-18</td><td>Xavier Cooks (Winthrop)</td><td>17.2</td><td>8.8</td><td>3.6</td><td>29.8</td></tr></table>						Year	Player (Team)	PPG	RPG	APG	MPG	2021-22	Trevion Williams (Purdue)	13.4	8.5	3.1	20.5	2020-21	Ahsan Asadullah (Lipscomb)	14.1	8.0	3.4	28.3	2020-21	Gaige Prim (Missouri State)	16.7	9.1	3.0	29.4	2019-20	Ahsan Asadullah (Lipscomb)	18.6	10.1	3.9	29.8	2017-18	Xavier Cooks (Winthrop)	17.2	8.8	3.6	29.8	• So far this season, the group is accounting for 53.9 percent of scoring.					
Year	Player (Team)	PPG	RPG	APG	MPG																																																
2021-22	Trevion Williams (Purdue)	13.4	8.5	3.1	20.5																																																
2020-21	Ahsan Asadullah (Lipscomb)	14.1	8.0	3.4	28.3																																																
2020-21	Gaige Prim (Missouri State)	16.7	9.1	3.0	29.4																																																
2019-20	Ahsan Asadullah (Lipscomb)	18.6	10.1	3.9	29.8																																																
2017-18	Xavier Cooks (Winthrop)	17.2	8.8	3.6	29.8																																																
► <b>PURDUE'S BIG THREE GAME-BY-GAME</b>						<b>► PURDUE'S SOPHOMORES GAME-BY-GAME</b>																																															
<b>Date</b>	<b>Opponent</b>	<b>Pts.</b>	<b>Rebs.</b>	<b>Ass.</b>	<b>FGs</b>	<b>Date</b>	<b>Opponent</b>	<b>P</b>	<b>R</b>	<b>A</b>	<b>FGs</b>	<b>3Ps</b>	<b>FTs</b>																																								
11-9-21	Bellarmine	31	21	6	9-17	11-9-21	Bellarmine	46	19	9	13-29	4-14	16-20																																								
11-12-21	Indiana State	60	26	10	21-28	11-12-21	Indiana State	59	21	8	21-33	4-9	13-18																																								
11-16-21	Wright State	46	31	7	18-31	11-16-21	Wright State	44	22	6	16-32	6-13	6-8																																								
11-20-21	North Carolina	51	17	9	19-34	11-20-21	North Carolina	33	15	10	13-29	2-7	5-7																																								
11-21-21	Villanova	40	17	9	16-29	11-21-21	Villanova	34	18	7	13-27	3-9	5-5																																								
11-26-21	Omaha	46	18	5	18-24	11-26-21	Omaha	61	22	8	19-26	7-11	14-16																																								
11-30-21	Florida State	38	16	5	17-27	11-30-21	Florida State	49	19	8	20-36	6-15	3-4																																								
12-3-21	Iowa	38	27	5	13-29	12-3-21	Iowa	45	12	6	13-26	5-12	14-18																																								
12-9-21	Rutgers	49	18	5	19-34	12-9-21	Rutgers	32	13	6	11-26	3-12	7-11																																								
12-12-21	North Carolina St.	53	26	11	22-38	12-12-21	North Car. St.	46	19	4	16-34	3-12	11-16																																								
12-18-21	Butler	46	22	4	18-24	12-18-21	Butler	47	27	7	15-29	7-11	10-12																																								
12-20-21	Incarnate Word	37	22	9	16-24	12-20-21	Inc. Word	44	23	12	18-36	6-17	2-5																																								
12-29-21	Nicholls	49	18	13	16-24	12-29-21	Nicholls	64	17	15	20-31	7-14	17-22																																								
1-3-22	Wisconsin	47	18	7	16-34	1-3-22	Wisconsin	50	23	10	17-34	6-11	10-16																																								
1-8-22	Penn State	39	22	4	17-31	1-8-22	Penn State	35	15	4	12-27	5-12	6-9																																								
1-14-22	Nebraska	49	18	8	19-30	1-14-22	Nebraska	55	26	9	20-36	6-14	9-15																																								
1-17-22	Illinois	53	23	8	18-42	1-17-22	Illinois	46	23	4	15-30	1-4	15-17																																								
<b>TOTALS</b>	<b>772</b>	<b>360</b>	<b>125</b>	<b>292-500</b>		<b>TOTALS</b>	<b>790</b>	<b>332</b>	<b>133</b>	<b>272-521</b>	<b>81-197</b>	<b>163-219</b>																																									
<b>AVERAGES</b>	<b>45.4</b>	<b>21.2</b>	<b>7.4</b>	<b>.584</b>		<b>AVERAGES</b>	<b>46.5</b>	<b>19.5</b>	<b>7.8</b>	<b>.522</b>	<b>.411</b>	<b>.744</b>																																									
<b>BEST THING ABOUT FRESHMEN IS THEY BECOME SOPHOMORES</b>						<b>THE CENTER OF EFFICIENCY</b>						<b>LEADING THE NATION AND PURDUE</b>																																									
• Purdue sophomores <b>Jaden Ivey</b> and <b>Zach Edey</b> have taken a massive leap this season after good freshman campaigns.						• Purdue's two-headed center monster of <b>Zach Edey</b> and <b>Trevion Williams</b> is averaging 29.0 points, 16.0 rebounds, 4.3 assists and 2.1 blocked shots per game in 38.4 minutes per game.						• <b>Zach Edey</b> has had an outstanding start to the season, leading the country in field goal percentage.																																									
► <b>FRESHMEN / SOPHOMORE NUMBERS</b>						<b>► PURDUE'S CENTERS OF ATTENTION</b>						► <b>NATION'S LEADERS IN FIELD GOAL PERCENTAGE</b>																																									
<b>Team</b>	<b>PPG</b>	<b>RPG</b>	<b>APG</b>	<b>A/TO</b>	<b>FG%</b>	<b>3P%</b>	<b>FT%</b>	<b>Date</b>	<b>Opponent</b>	<b>Pts.</b>	<b>Rebs.</b>	<b>FGs</b>	<b>FTs</b>	<b>Pct.</b>	<b>Player</b>	<b>Team</b>																																					
Edey Freshman	8.7	4.4	0.4	0.36	.597	--	.714	11-9-21	Bellarmine	20	16	5-6	10-12	.707	<b>Zach Edey</b>	<b>Purdue</b>																																					
Edey Sophomore	15.6	7.5	1.2	0.67	.707	--	.684	11-12-21	Indiana State	33	18	11-15	10-13	.694	Ryan Kalkbrenner	Creighton																																					
Ivey Freshman	11.1	3.3	1.9	1.39	.399	.258	.726	11-16-21	Wright State	38	25	16-23	6-10	.683	Norchad Omier	Arkansas State																																					
Ivey Sophomore	16.4	5.2	3.1	1.41	.489	.430	.750	11-20-21	North Carolina	29	7	12-17	5-9	.660	Enrique Freeman	Akron																																					
<b>TOUGHER SLEDDING IN LEAGUE PLAY</b>						11-21-21	Villanova	30	10	13-20	4-5	11-30-21	Florida State	20	10	10-16	0-1																																				
• Purdue is 4-2 in Big Ten play, in part because of career performances by two players. In the loss to Rutgers, <b>Ron Harper</b> scored a career-high 30 points and hit a 40-foot runner at the buzzer. In Monday's loss to Wisconsin, <b>Johnny Davis</b> scored 37 points to score half of Wisconsin's points in a win over the Boilermakers.						11-26-21	Omaha	34	16	13-18	8-8	12-3-21	Iowa	19	25	6-16	6-11																																				
► <b>PURDUE'S NON-CONFERENCE / BIG TEN COMPARISON</b>						11-30-21	Florida State	20	10	10-16	0-1	12-9-21	Rutgers	34	17	14-25	6-8																																				
<b>Category</b>	<b>Non-Con.</b>		<b>Big Ten</b>						12-12-21	North Carolina State	31	19	14-21	3-8																																							
Scoring Offense	89.9		79.3						12-18-21	Butler	24	17	11-14	2-2																																							
Field Goal Percentage	.533		.447						12-20-21	Incarnate Word	25	17	11-14	3-8																																							
Field Goal Percentage Defense	.394		.448						12-29-21	Nicholls	30	16	11-16	8-11																																							
3-Point Percentage	.424		.360						1-3-22	Wisconsin	33	15	13-25	6-12																																							
Assists Per Game	20.1		14.8						1-8-22	Penn State	27	15	12-16	3-4																																							
Assists / Turnover Ratio	1.70		1.25						1-14-22	Nebraska	32	14	14-20	4-9																																							
<b>PURDUESPORTS.COM   @BOILERBALL</b>						<b>IVEY SHOWS PLAYMAKING ABILITIES</b>						► <b>Through games played Jan. 17, 2022.</b>																																									
						• One area that many people wanted to see <b>Jaden Ivey</b> expand his role was his playmaking and shooting abilities.						► <b>PURDUE'S LEADERS IN FIELD GOAL PERCENTAGE</b>																																									
						• Don't look now, but after starting the year 3-of-12 (.250) from long range, Ivey is shooting 31-of-67 (.463) over the last 14 games.						• <b>Zach Edey</b> has had seven games this season where he has scored a point a minute, giving him 11 for his career.																																									
						• Last season, Ivey made 25, 3-pointers in 23 games. This year already, he has 34 triples in just 17 games.						• Edey has had six career games where he has scored at least 20 points in 20 or fewer minutes. That is the most in the country since the 2010-11 season.																																									
						• <b>Jaden Ivey</b> is one of two active players nationally to have accumulated at least 500 points, 150 rebounds and 90 assists in 40 or fewer games. He is joined by Presbyterian's <b>Rayshon Harrison</b> on the list.																																															

## ► A POINT A MINUTE FOR ZACH EDEY

Date	Opponent	Pts.	Mins.	W / L
11-25-20	Liberty	19	15	W
12-8-20	Miami, Fla.	15	14	L
2-16-21	Michigan State	10	8	W
3-2-21	Wisconsin	21	18	W
11-12-21	Indiana State	22	18	W
11-16-21	Wright State	18	18	W
11-21-21	[5] Villanova	21	20	W
11-26-21	Omaha	20	16	W
12-29-21	Nicholls	21	16	W
1-3-22	[23] Wisconsin	24	20	L
1-14-22	Nebraska	22	20	W

## ► 20+ POINTS IN 20 OR FEWER MINUTES (CAREER)

No.	Player (Team)	Years	GP
7	<b>Zach Edey (Purdue)</b>	<b>2021-22</b>	<b>45</b>
5	Kerem Kanter (Green Bay, Xavier)	2015-18	113
5	Jerrick Harding (Weber State)	2017-20	122
4	D.J. Burns (Winthrop) – Active	2020-22	74

► Since the 2010-11 season.

## ► 20+ POINTS IN 20 OR FEWER MINUTES (SINGLE SEASON)

No.	Player (Team)	Year	GP
6	<b>Zach Edey (Purdue)</b>	<b>2022</b>	<b>17</b>
3	Jerrick Harding (Weber State)	2020	29
3	Nick Smith (Belmont)	2017	30
3	Ivan Aurrecochea (New Mexico State)	2019	32
3	Jake White (Omaha)	2016	32
3	Shawn Long (Louisiana)	2015	34
3	Kerem Kanter (Xavier)	2018	35
3	Nick Ward (Michigan State)	2018	35

► Since the 2010-11 season.

## STRONG AT ALL THREE LEVELS

• **Mason Gillis** is currently a member of the 50-50-90 club, shooting those marks from the three levels. He is joined by just two other players to shoot those percentages while averaging 7.0 points per game.

## ► 50-50-90 CLUB WHILE AVERAGING AT LEAST 7.0 PPG

Player (Team)	F6%	3P%	FT%	Total	PPG
<b>Mason Gillis (Purdue)</b>	<b>.569</b>	<b>.533</b>	<b>1.000</b>	<b>2.102</b>	<b>7.2</b>
Keller Boothby (Cornell)	.554	.534	.917	2.005	9.5
Michael Jones (Davidson)	.532	.506	.900	1.933	13.3

► Through games played Jan. 18, 2022.

## WELL-ROUNDED BIG MAN

• **Trevion Williams** has had an outstanding career and is one of four active players nationally to have at least 1,100 points, 750 rebounds and 175 assists in his career.

## ► 1100-750-175 CLUB (ACTIVE)

Player (Team)	Pts.	Rebs.	Ass.	Mins.
Tyrn Flowers (Long Island U.)	1,509	782	248	3,282
Ahsan Asadullah (Lipscomb)	1,430	798	81	2,531
<b>Trevion Williams (Purdue)</b>	<b>1,194</b>	<b>774</b>	<b>179</b>	<b>2,068</b>
Justin Bean (Utah State)	1,194	868	189	2,777

► Through games played Jan. 18, 2022.

## ► 1100-750-175 CLUB (PURDUE HISTORY)

Player (Years)	Pts.	Rebs.	Ass.	Mins.
Brad Miller (1995-98)	1,530	862	257	3,178
Vince Edwards (2015-18)	1,638	779	403	3,957
Robbie Hummel (2008-10, 12)	1,772	862	268	3,830
<b>Trevion Williams (2019-22)</b>	<b>1,194</b>	<b>774</b>	<b>179</b>	<b>2,068</b>
Walter Jordan (1975-78)	1,813	882	237	3,601

• Based on his current average and a 35-game season (we hope for more), Williams would end his career with 926 rebounds, which would rank fourth all time in school history behind **Joe Barry Carroll** (1,148), **Terry Dischinger** (958) and **A.J. Hammons** (930).

## ► CAREER REBOUNDS (PURDUE HISTORY)

Rk.	Player	Years	Rebs.
7.	JaJuan Johnson	2008-11	854
8.	Vince Edwards	2015-18	779
9.	<b>Trevion Williams</b>	<b>2019-22</b>	<b>775</b>
10.	Brian Cardinal	1997-00	749

## ► CAREER DOUBLE-DOUBLES (PURDUE HISTORY)

Rk.	Player	Years	D-D's
11.	Walter Jordan	1975-78	27
	Wilson Eison	1957-59	27
13.	<b>Trevion Williams</b>	<b>2019-22</b>	<b>26</b>
	JaJuan Johnson	2008-11	26
	William Franklin	1970-72	26

## THE SERBIAN SHARPSHOOTER

• **Sasha Stefanovic** is moving up the Purdue career 3-pointers made list.

## ► CAREER 3-POINTERS

Rk.	Player	Years	3PM
9.	D.J. Byrd	2010-13	195
10.	<b>Sasha Stefanovic</b>	<b>2019-22</b>	<b>184</b>

## TOP-100 WINS

• Since the 2016-17 season, Purdue owns the sixth-most wins against teams ranked in the KenPom Top 100.

## ► KENPOM TOP-100 WINS (Since 2016-17)

Team	2021-22	Since 2016-17	Pct.
Kansas	8-2	108-37	.744
Villanova	6-4	102-34	.750
Michigan	2-7	89-51	.636
Virginia	4-5	86-34	.717
Kentucky	4-3	84-47	.641
<b>Purdue</b>	<b>6-2</b>	<b>82-49</b>	<b>.626</b>
Michigan State	8-3	82-50	.621
North Carolina	2-5	80-53	.602
Duke	4-3	80-40	.667

► Through games played Jan. 18, 2022.

## POWER IN POWER CONFERENCES

• Purdue boasts the fifth-best conference record among all power-conference teams since the start of the 2016-17 season.

## ► CONFERENCE RECORDS AMONG POWER-CONFERENCE TEAMS

Pct.	Record	Team
.779	74-21	Kansas
.776	76-22	Virginia
.766	72-22	Villanova
.723	68-26	Kentucky
<b>.703</b>	<b>71-30</b>	<b>Purdue</b>
.698	67-29	Oregon
.686	70-32	Michigan State

► Through games played Jan. 18, 2022.

## HOME SWEET HOME

• Purdue boasts one of the best homecourt advantages in not only the Big Ten, but nationally as well.

## ► HOME WINNING PCT. SINCE 2015-16 SEASON (Power Teams)

Team	2021-22	Since 2015-16	Pct.
Gonzaga	10-0	97-6	.942
Kansas	8-0	95-6	.941
Florida State	7-1	92-9	.911
Villanova	6-0	81-8	.910
Houston	10-0	100-10	.909
Oregon	7-2	99-11	.900
<b>Purdue</b>	<b>9-1</b>	<b>94-11</b>	<b>.895</b>

► Through games played Jan. 18, 2022.

## ONE OF THE NATION'S ELITE TEAMS

• Since the start of the 2015-16 season, Purdue's 158 victories rank 13th among all Division I teams (vs. other Division I teams).

## ► WINS NATIONALLY SINCE 2015-16 (D-I WINS)

Team (Wins over Non-DI teams)	2016-21	2021-22	Total
Gonzaga (1)	191-22	14-2	205-24
Kansas (1)	170-40	15-2	185-42
Villanova	171-37	13-4	184-41
Houston (1)	154-45	16-2	170-47
Virginia	159-39	10-7	169-46
Duke	152-51	14-3	166-54
Oregon (3)	155-53	11-6	166-59
North Carolina (1)	152-62	12-5	164-67
Kentucky	149-55	14-3	163-58
Michigan State	148-55	14-3	162-58
Saint Mary's (1)	148-47	12-4	160-51
Michigan (2)	152-57	8-7	160-64
<b>Purdue</b>	<b>143-59</b>	<b>15-2</b>	<b>158-62</b>
Belmont (5)	143-45	13-4	156-49
Cincinnati (1)	143-50	12-5	155-55
Florida State	142-55	11-5	153-60
Arizona	139-60	14-1	153-61

► Through games played Jan. 18, 2022.

## BIG WINS

• Since the start of the 2015-16 season, 30 of Purdue's 158 wins have come by 30 or more points, the fourth-highest total nationally.

## ► MOST 30-POINT WINS SINCE 2015-16 SEASON

No.	Team
66	Gonzaga
35	Duke
31	Houston
<b>30</b>	<b>Purdue</b>
28	Texas Tech
27	Kansas

► Through games played Jan. 18, 2022.

• Since the start of the 2015-16 season, 61 of Purdue's 157 wins have come by 20 or more points, the fourth-most nationally.

## ► MOST 20-POINT WINS SINCE 2015-16 SEASON

No.	Team
112	Gonzaga
65	Duke
64	Houston
62	Villanova
<b>61</b>	<b>Purdue</b>
56	Michigan State

► Through games played Jan. 18, 2022.

## CHART CLIMBING WITH PAINTER

• **Matt Painter** is climbing all the charts in Big Ten play, moving up the list in overall wins and Big Ten regular-season wins. He ranks sixth on the all-time Big Ten wins list, eighth on the Big Ten regular-season wins list and sixth on the NCAA Tournament appearance list.

## ► OVERALL WINS BY BIG TEN COACHES (when in the Big Ten)

No.	Coach	Team	Years
659	Bob Knight	Indiana	1972-00
657	Tom Izzo	Michigan State	1996-p.
512	Gene Keady	Purdue	1981-05
421	Lou Henson	Illinois	1976-96
371	Piggy Lambert	Purdue	1917-46
<b>370</b>	<b>Matt Painter</b>	<b>Purdue</b>	<b>2006-p.</b>

## ► REGULAR-SEASON BIG TEN WINS

No.	Coach	Team	Years
353	Bob Knight	Indiana	1972-00
316	Tom Izzo	Michigan State	1996-p.
265	Gene Keady	Purdue	1981-05
228	Piggy Lambert	Purdue	1917-46
214	Lou Henson	Illinois	1976-96
210	Branch McCracken	Indiana	1939-65
<b>184</b>	<b>Matt Painter</b>	<b>Purdue</b>	<b>2006-p.</b>

► Through games played Jan. 18, 2022.



MACKEY ARENA INFORMATION							INSIDE THE NUMBERS AT MACKEY ARENA																																																																																																																																																																																																																																																																																																																														
<b>First Game:</b> Dec. 2, 1967 <b>Games:</b> 814   <b>Sellouts:</b> 413   <b>Pct. of Sellouts:</b> 413 / 814 (.507) <b>Overall Record:</b> 668-146 (.820) <b>Non-Conference:</b> 308-38 (.890)   <b>Big Ten:</b> 360-108 (.769) <b>Painter:</b> 231-42 (.846)   <b>Non-Con:</b> 117-9 (.929)   <b>BIG:</b> 114-33 (.776) <b>Total Attendance (Avg.):</b> 10,669,367 (13,107) <b>Unbeaten Seasons:</b> 3 (1968-69, 2010-11, 2018-19)							<b>MACKEY ARENA STREAKS</b> <b>• Overall winning streak:</b> 1 Jan. 3, 2022 vs. [23] Wisconsin <b>• Non-conf. winning streak:</b> 14 (Nov. 9, 2019 vs. Texas) <b>• Big Ten winning streak:</b> 1 Jan. 3, 2022 vs. [23] Wisconsin																																																																																																																																																																																																																																																																																																																														
<b>MACKEY ARENA HOME RECORD</b> <table> <tr> <th>Year</th><th>Overall</th><th>Pct.</th><th>B10</th><th>Pct.</th><th>Attn.</th><th>Avg.</th></tr> <tr><td>1967-68</td><td>11-2</td><td>.846</td><td>7-0</td><td>1.000</td><td>180,102</td><td>13,854</td></tr> <tr><td>1968-69</td><td>11-0</td><td>1.000</td><td>7-0</td><td>1.000</td><td>155,298</td><td>14,118</td></tr> <tr><td>1969-70</td><td>11-1</td><td>.917</td><td>6-1</td><td>.857</td><td>169,674</td><td>14,123</td></tr> <tr><td>1970-71</td><td>9-4</td><td>.692</td><td>5-2</td><td>.714</td><td>175,240</td><td>13,480</td></tr> <tr><td>1971-72</td><td>8-4</td><td>.667</td><td>3-4</td><td>.429</td><td>164,412</td><td>13,701</td></tr> <tr><td>1972-73</td><td>10-2</td><td>.833</td><td>5-2</td><td>.714</td><td>154,788</td><td>12,899</td></tr> <tr><td>1973-74</td><td>12-2</td><td>.857</td><td>7-0</td><td>1.000</td><td>174,244</td><td>12,446</td></tr> <tr><td>1974-75</td><td>11-1</td><td>.917</td><td>8-1</td><td>.889</td><td>164,448</td><td>13,704</td></tr> <tr><td>1975-76</td><td>8-5</td><td>.615</td><td>6-3</td><td>.667</td><td>169,390</td><td>13,030</td></tr> <tr><td>1976-77</td><td>11-3</td><td>.786</td><td>8-1</td><td>.889</td><td>192,738</td><td>13,767</td></tr> <tr><td>1977-78</td><td>11-1</td><td>.917</td><td>9-0</td><td>1.000</td><td>159,300</td><td>13,275</td></tr> <tr><td>1978-79</td><td>15-2</td><td>.882</td><td>8-1</td><td>.889</td><td>231,795</td><td>13,635</td></tr> <tr><td>1979-80</td><td>15-2</td><td>.882</td><td>8-1</td><td>.889</td><td>234,345</td><td>13,785</td></tr> <tr><td>1980-81</td><td>12-3</td><td>.800</td><td>6-3</td><td>.667</td><td>197,910</td><td>13,194</td></tr> <tr><td>1981-82</td><td>12-4</td><td>.750</td><td>6-3</td><td>.667</td><td>213,040</td><td>13,315</td></tr> <tr><td>1982-83</td><td>13-1</td><td>.929</td><td>8-1</td><td>.889</td><td>188,608</td><td>13,472</td></tr> <tr><td>1983-84</td><td>12-1</td><td>.923</td><td>8-1</td><td>.889</td><td>173,147</td><td>13,319</td></tr> <tr><td>1984-85</td><td>12-4</td><td>.750</td><td>6-3</td><td>.667</td><td>202,784</td><td>12,674</td></tr> <tr><td>1985-86</td><td>13-2</td><td>.867</td><td>7-2</td><td>.778</td><td>200,085</td><td>13,339</td></tr> <tr><td>1986-87</td><td>12-1</td><td>.923</td><td>8-1</td><td>.889</td><td>183,599</td><td>14,123</td></tr> <tr><td>1987-88</td><td>15-1</td><td>.938</td><td>9-0</td><td>1.000</td><td>218,384</td><td>13,649</td></tr> <tr><td>1988-89</td><td>11-3</td><td>.786</td><td>6-3</td><td>.667</td><td>197,722</td><td>14,123</td></tr> <tr><td>1989-90</td><td>12-1</td><td>.923</td><td>8-1</td><td>.889</td><td>180,843</td><td>13,911</td></tr> <tr><td>1990-91</td><td>11-5</td><td>.688</td><td>6-3</td><td>.667</td><td>223,664</td><td>13,979</td></tr> <tr><td>1991-92</td><td>13-5</td><td>.722</td><td>5-4</td><td>.556</td><td>242,370</td><td>13,465</td></tr> <tr><td>1992-93</td><td>9-5</td><td>.643</td><td>4-5</td><td>.444</td><td>197,722</td><td>14,123</td></tr> <tr><td>1993-94</td><td>13-1</td><td>.929</td><td>8-1</td><td>.889</td><td>197,722</td><td>14,123</td></tr> <tr><td>1994-95</td><td>12-1</td><td>.923</td><td>8-1</td><td>.889</td><td>183,599</td><td>14,123</td></tr> <tr><td>1995-96</td><td>13-1</td><td>.929</td><td>8-1</td><td>.889</td><td>197,722</td><td>14,123</td></tr> <tr><td>1996-97</td><td>11-3</td><td>.786</td><td>7-2</td><td>.778</td><td>196,770</td><td>14,055</td></tr> <tr><td>1997-98</td><td>13-1</td><td>.929</td><td>7-1</td><td>.875</td><td>197,722</td><td>14,123</td></tr> <tr><td>1998-99</td><td>12-4</td><td>.750</td><td>4-4</td><td>.500</td><td>225,968</td><td>14,123</td></tr> <tr><td>1999-00</td><td>12-2</td><td>.857</td><td>7-1</td><td>.875</td><td>194,152</td><td>13,868</td></tr> <tr><td>2000-01</td><td>11-7</td><td>.611</td><td>4-4</td><td>.500</td><td>215,244</td><td>11,958</td></tr> <tr><td>2001-02</td><td>11-4</td><td>.733</td><td>5-3</td><td>.625</td><td>178,020</td><td>11,868</td></tr> <tr><td>2002-03</td><td>14-1</td><td>.933</td><td>7-1</td><td>.875</td><td>158,280</td><td>10,552</td></tr> <tr><td>2003-04</td><td>9-5</td><td>.643</td><td>4-4</td><td>.500</td><td>163,814</td><td>11,701</td></tr> <tr><td>2004-05</td><td>6-9</td><td>.400</td><td>3-5</td><td>.375</td><td>175,215</td><td>11,681</td></tr> <tr><td>2005-06</td><td>9-5</td><td>.643</td><td>3-5</td><td>.375</td><td>149,618</td><td>10,687</td></tr> <tr><td>2006-07</td><td>16-1</td><td>.941</td><td>7-1</td><td>.875</td><td>199,733</td><td>11,749</td></tr> <tr><td>2007-08</td><td>16-1</td><td>.941</td><td>9-0</td><td>1.000</td><td>209,865</td><td>12,345</td></tr> <tr><td>2008-09</td><td>15-3</td><td>.833</td><td>7-2</td><td>.778</td><td>246,744</td><td>13,708</td></tr> <tr><td>2009-10</td><td>14-2</td><td>.875</td><td>7-2</td><td>.778</td><td>218,896</td><td>13,681</td></tr> <tr><td>2010-11</td><td>16-0</td><td>1.000</td><td>9-0</td><td>1.000</td><td>222,659</td><td>13,916</td></tr> <tr><td>2011-12</td><td>13-4</td><td>.765</td><td>5-4</td><td>.556</td><td>226,504</td><td>13,324</td></tr> <tr><td>2012-13</td><td>12-7</td><td>.63</td></tr></table>	Year	Overall	Pct.	B10	Pct.	Attn.	Avg.	1967-68	11-2	.846	7-0	1.000	180,102	13,854	1968-69	11-0	1.000	7-0	1.000	155,298	14,118	1969-70	11-1	.917	6-1	.857	169,674	14,123	1970-71	9-4	.692	5-2	.714	175,240	13,480	1971-72	8-4	.667	3-4	.429	164,412	13,701	1972-73	10-2	.833	5-2	.714	154,788	12,899	1973-74	12-2	.857	7-0	1.000	174,244	12,446	1974-75	11-1	.917	8-1	.889	164,448	13,704	1975-76	8-5	.615	6-3	.667	169,390	13,030	1976-77	11-3	.786	8-1	.889	192,738	13,767	1977-78	11-1	.917	9-0	1.000	159,300	13,275	1978-79	15-2	.882	8-1	.889	231,795	13,635	1979-80	15-2	.882	8-1	.889	234,345	13,785	1980-81	12-3	.800	6-3	.667	197,910	13,194	1981-82	12-4	.750	6-3	.667	213,040	13,315	1982-83	13-1	.929	8-1	.889	188,608	13,472	1983-84	12-1	.923	8-1	.889	173,147	13,319	1984-85	12-4	.750	6-3	.667	202,784	12,674	1985-86	13-2	.867	7-2	.778	200,085	13,339	1986-87	12-1	.923	8-1	.889	183,599	14,123	1987-88	15-1	.938	9-0	1.000	218,384	13,649	1988-89	11-3	.786	6-3	.667	197,722	14,123	1989-90	12-1	.923	8-1	.889	180,843	13,911	1990-91	11-5	.688	6-3	.667	223,664	13,979	1991-92	13-5	.722	5-4	.556	242,370	13,465	1992-93	9-5	.643	4-5	.444	197,722	14,123	1993-94	13-1	.929	8-1	.889	197,722	14,123	1994-95	12-1	.923	8-1	.889	183,599	14,123	1995-96	13-1	.929	8-1	.889	197,722	14,123	1996-97	11-3	.786	7-2	.778	196,770	14,055	1997-98	13-1	.929	7-1	.875	197,722	14,123	1998-99	12-4	.750	4-4	.500	225,968	14,123	1999-00	12-2	.857	7-1	.875	194,152	13,868	2000-01	11-7	.611	4-4	.500	215,244	11,958	2001-02	11-4	.733	5-3	.625	178,020	11,868	2002-03	14-1	.933	7-1	.875	158,280	10,552	2003-04	9-5	.643	4-4	.500	163,814	11,701	2004-05	6-9	.400	3-5	.375	175,215	11,681	2005-06	9-5	.643	3-5	.375	149,618	10,687	2006-07	16-1	.941	7-1	.875	199,733	11,749	2007-08	16-1	.941	9-0	1.000	209,865	12,345	2008-09	15-3	.833	7-2	.778	246,744	13,708	2009-10	14-2	.875	7-2	.778	218,896	13,681	2010-11	16-0	1.000	9-0	1.000	222,659	13,916	2011-12	13-4	.765	5-4	.556	226,504	13,324	2012-13	12-7	.63
Year	Overall	Pct.	B10	Pct.	Attn.	Avg.																																																																																																																																																																																																																																																																																																																															
1967-68	11-2	.846	7-0	1.000	180,102	13,854																																																																																																																																																																																																																																																																																																																															
1968-69	11-0	1.000	7-0	1.000	155,298	14,118																																																																																																																																																																																																																																																																																																																															
1969-70	11-1	.917	6-1	.857	169,674	14,123																																																																																																																																																																																																																																																																																																																															
1970-71	9-4	.692	5-2	.714	175,240	13,480																																																																																																																																																																																																																																																																																																																															
1971-72	8-4	.667	3-4	.429	164,412	13,701																																																																																																																																																																																																																																																																																																																															
1972-73	10-2	.833	5-2	.714	154,788	12,899																																																																																																																																																																																																																																																																																																																															
1973-74	12-2	.857	7-0	1.000	174,244	12,446																																																																																																																																																																																																																																																																																																																															
1974-75	11-1	.917	8-1	.889	164,448	13,704																																																																																																																																																																																																																																																																																																																															
1975-76	8-5	.615	6-3	.667	169,390	13,030																																																																																																																																																																																																																																																																																																																															
1976-77	11-3	.786	8-1	.889	192,738	13,767																																																																																																																																																																																																																																																																																																																															
1977-78	11-1	.917	9-0	1.000	159,300	13,275																																																																																																																																																																																																																																																																																																																															
1978-79	15-2	.882	8-1	.889	231,795	13,635																																																																																																																																																																																																																																																																																																																															
1979-80	15-2	.882	8-1	.889	234,345	13,785																																																																																																																																																																																																																																																																																																																															
1980-81	12-3	.800	6-3	.667	197,910	13,194																																																																																																																																																																																																																																																																																																																															
1981-82	12-4	.750	6-3	.667	213,040	13,315																																																																																																																																																																																																																																																																																																																															
1982-83	13-1	.929	8-1	.889	188,608	13,472																																																																																																																																																																																																																																																																																																																															
1983-84	12-1	.923	8-1	.889	173,147	13,319																																																																																																																																																																																																																																																																																																																															
1984-85	12-4	.750	6-3	.667	202,784	12,674																																																																																																																																																																																																																																																																																																																															
1985-86	13-2	.867	7-2	.778	200,085	13,339																																																																																																																																																																																																																																																																																																																															
1986-87	12-1	.923	8-1	.889	183,599	14,123																																																																																																																																																																																																																																																																																																																															
1987-88	15-1	.938	9-0	1.000	218,384	13,649																																																																																																																																																																																																																																																																																																																															
1988-89	11-3	.786	6-3	.667	197,722	14,123																																																																																																																																																																																																																																																																																																																															
1989-90	12-1	.923	8-1	.889	180,843	13,911																																																																																																																																																																																																																																																																																																																															
1990-91	11-5	.688	6-3	.667	223,664	13,979																																																																																																																																																																																																																																																																																																																															
1991-92	13-5	.722	5-4	.556	242,370	13,465																																																																																																																																																																																																																																																																																																																															
1992-93	9-5	.643	4-5	.444	197,722	14,123																																																																																																																																																																																																																																																																																																																															
1993-94	13-1	.929	8-1	.889	197,722	14,123																																																																																																																																																																																																																																																																																																																															
1994-95	12-1	.923	8-1	.889	183,599	14,123																																																																																																																																																																																																																																																																																																																															
1995-96	13-1	.929	8-1	.889	197,722	14,123																																																																																																																																																																																																																																																																																																																															
1996-97	11-3	.786	7-2	.778	196,770	14,055																																																																																																																																																																																																																																																																																																																															
1997-98	13-1	.929	7-1	.875	197,722	14,123																																																																																																																																																																																																																																																																																																																															
1998-99	12-4	.750	4-4	.500	225,968	14,123																																																																																																																																																																																																																																																																																																																															
1999-00	12-2	.857	7-1	.875	194,152	13,868																																																																																																																																																																																																																																																																																																																															
2000-01	11-7	.611	4-4	.500	215,244	11,958																																																																																																																																																																																																																																																																																																																															
2001-02	11-4	.733	5-3	.625	178,020	11,868																																																																																																																																																																																																																																																																																																																															
2002-03	14-1	.933	7-1	.875	158,280	10,552																																																																																																																																																																																																																																																																																																																															
2003-04	9-5	.643	4-4	.500	163,814	11,701																																																																																																																																																																																																																																																																																																																															
2004-05	6-9	.400	3-5	.375	175,215	11,681																																																																																																																																																																																																																																																																																																																															
2005-06	9-5	.643	3-5	.375	149,618	10,687																																																																																																																																																																																																																																																																																																																															
2006-07	16-1	.941	7-1	.875	199,733	11,749																																																																																																																																																																																																																																																																																																																															
2007-08	16-1	.941	9-0	1.000	209,865	12,345																																																																																																																																																																																																																																																																																																																															
2008-09	15-3	.833	7-2	.778	246,744	13,708																																																																																																																																																																																																																																																																																																																															
2009-10	14-2	.875	7-2	.778	218,896	13,681																																																																																																																																																																																																																																																																																																																															
2010-11	16-0	1.000	9-0	1.000	222,659	13,916																																																																																																																																																																																																																																																																																																																															
2011-12	13-4	.765	5-4	.556	226,504	13,324																																																																																																																																																																																																																																																																																																																															
2012-13	12-7	.63																																																																																																																																																																																																																																																																																																																																			

## HEAD COACH MATT PAINTER

► **Record at Purdue:** 370-186 (.665) / 17th year | **Career Record:** 395-191 (.674) / 18th year

- With five Sweet 16 appearances, 12 NCAA Tournament berths, three Big Ten regular-season championships, a Big Ten Tournament title, an Elite Eight and an international gold medal on his résumé, 17th-year head coach Matt Painter is widely regarded as one of the brightest young minds in all of college basketball.
- He was voted by his peers as the NABC National Coach of the Year after leading a team that started with a 6-5 record to the 2019 Elite Eight.
- Painter was named the 2019 Big Ten Coach of the Year and has led Purdue to six straight NCAA Tournaments – the seventh-longest active streak in America. Included in that stretch are Sweet 16 appearances (and beyond) in three of the last four tournaments.
- Painter affirmed his long-term commitment to Purdue in October of 2018, agreeing to a two-year extension that will keep him in West Lafayette through at least the 2023-24 season. The deal features five, one-year extensions that go into effect through the 2028-29 season. Following the 2029 season, Painter will still only be 58 years old.
- Painter enters the 2021-22 season third on the school's all-time wins list (355) behind legendary mentors, Gene Keady and Ward "Piggy" Lambert, both of whom have been inducted into the College Basketball Hall of Fame.
- Has averaged almost 23 wins a season in his 16 years at Purdue. If you don't include the first transitional year (9-19 record), the average balloons to 24.0 wins per year over the last 15 seasons.
- Has won at least 25 games in nine of his 17 seasons as a collegiate head coach.
- Painter's four Big Ten Coach of the Year honors are the third most in league history (**Gene Keady - 7; Bobby Knight - 5; Bo Ryan - 4**).
- Painter has averaged 11.3 wins per year in conference play, the fifth-best average in Big Ten Conference history.
- Painter's 12 NCAA Tournament appearances in the last 14 events are the eighth most in the country.
- Coach Painter's 13 NCAA Tournaments are the most for a coach nationally under the age of 55 (as of April 1, 2022 – Painter is 51 years old).
- Purdue has finished first or second in Big Ten play in seven of Painter's last 14 years.
- Has had 68 Academic All-Big Ten honorees in his 16 previous years at Purdue.
- Lastly, the five winningest classes in school history have come during the Painter era (2019, 2018, 2012, 2011, 2010).

## YEAR-BY-YEAR COACHING RECORD

Year	School	Overall	Pct.	Conf.	Pct.	Postseason
2003-04	Southern Illinois	25-5	.833	17-1	.944	NCAA (0-1)
2005-06	Purdue	9-19	.321	3-13	.188	
2006-07	Purdue	22-12	.647	9-7	.563	NCAA (1-1)
2007-08	Purdue	25-9	.735	15-3	.833	NCAA (1-1)
2008-09	Purdue	27-10	.730	11-7	.611	NCAA (2-1)
2009-10	Purdue	29-6	.829	14-4	.778	NCAA (2-1)
2010-11	Purdue	26-8	.765	14-4	.778	NCAA (1-1)
2011-12	Purdue	22-13	.629	10-8	.556	NCAA (1-1)
2012-13	Purdue	16-18	.471	8-10	.444	CBI (1-1)
2013-14	Purdue	15-17	.469	5-13	.278	
2014-15	Purdue	21-13	.618	12-6	.667	NCAA (0-1)
2015-16	Purdue	26-9	.743	12-6	.667	NCAA (0-1)
2016-17	Purdue	27-8	.771	14-4	.778	NCAA (2-1)
2017-18	Purdue	30-7	.811	15-3	.833	NCAA (2-1)
2018-19	Purdue	26-10	.722	16-4	.800	NCAA (3-1)
2019-20	Purdue	16-15	.516	9-11	.450	
2020-21	Purdue	18-10	.643	13-6	.684	NCAA (0-1)
2021-22	Purdue	15-2	.882	4-2	.667	
<b>Southern Illinois (1)</b>		<b>25-5</b>	<b>.833</b>	<b>17-1</b>	<b>.944</b>	<b>1 NCAA (0-1)</b>
<b>Purdue (17th)</b>		<b>370-186</b>	<b>.665</b>	<b>184-111</b>	<b>.624</b>	<b>12 NCAA (15-12)</b>
<b>Career (18th)</b>		<b>395-191</b>	<b>.674</b>	<b>201-112</b>	<b>.642</b>	<b>13 NCAA (15-13)</b>
<b>Postseason Record</b>		<b>28-29</b>	<b>.491</b>			
<b>MVC Tournament</b>		<b>1-1</b>	<b>.500</b>			
<b>Big Ten Tournament</b>		<b>11-14</b>	<b>.458</b>			
<b>NCAA Tournament</b>		<b>15-13</b>	<b>.536</b>			
<b>CBI Invitational</b>		<b>1-1</b>	<b>.500</b>			

## MISCELLANEOUS

## MILESTONE VICTORIES

Win	Score	Opponent	Date
1	67-62	Wyoming	11-22-03
26	82-75	Wofford (1st win at Purdue)	11-19-05
50	62-38	Michigan State	2-7-07
100	49-45	Iowa	2-14-09
150	82-69	Northwestern	12-31-10
200	89-73	Minnesota	3-9-13
225	72-68	Minnesota (200th win at Purdue)	12-31-14
250	61-55	Wisconsin	12-29-15
300	86-61	IUPUI	12-10-17
325	84-46	Robert Morris (300th win at Purdue)	11-23-18
350	59-56	[20] VCU	11-29-19
375	75-70	Northwestern (350th win at Purdue)	2-6-21

## PAINTER'S HOME RECORD AT PURDUE

Year	Non-Conf.	Big Ten	Overall
2005-06	6-0	3-5	9-5
2006-07	9-0	7-1	16-1
2007-08	7-1	9-0	16-1
2008-09	8-1	7-2	15-3
2009-10	7-0	7-2	14-2
2010-11	7-0	9-0	16-0
2011-12	8-0	5-4	13-4
2012-13	7-3	5-4	12-7
2013-14	8-0	4-5	12-5
2014-15	6-2	8-1	14-3
2015-16	9-0	8-1	17-1
2016-17	7-1	8-1	15-2
2017-18	8-0	8-1	16-1
2018-19	5-0	10-0	15-0
2019-20	5-1	6-4	11-5
2020-21	3-0	8-1	11-1
2021-22	7-0	2-1	9-1
<b>TOTALS</b>	<b>117-9 (.929)</b>	<b>114-33 (.776)</b>	<b>231-42 (.846)</b>

## ABOUT HEAD COACH MATT PAINTER

<b>Born</b>	Aug. 27, 1970
<b>Hometown</b>	Muncie, Indiana
<b>High School</b>	Delta High School
<b>Degree</b>	Purdue (1993); sociology
<b>Master's</b>	Eastern Illinois (1998); athletics administration

## COACHING EXPERIENCE

Years	School, Position
<b>1993-94</b>	Wash. & Jefferson, asst. coach
<b>1994-95</b>	Barton College, asst. coach
<b>1995-98</b>	Eastern Illinois, asst. coach
<b>1998-03</b>	Southern Illinois, asst. coach
<b>2003-04</b>	Southern Illinois, head coach
<b>2004-05</b>	Purdue, associate head coach
<b>2006-pres.</b>	Purdue, head coach

## PLAYING EXPERIENCE

Years	
<b>1990-93</b>	Purdue (Honorable mention All-Big Ten, 1993)

## COACHING HONORS

<b>2004</b>	Missouri Valley Coach of the Year
<b>2004</b>	District V Coach of the Year (USBWA)
<b>2008</b>	Big Ten Coach of the Year
<b>2008</b>	District V Coach of the Year (USBWA)
<b>2008</b>	District 10 Coach of the Year (NABC)
<b>2010</b>	Big Ten Coach of the Year
<b>2010</b>	District V Coach of the Year (USBWA)
<b>2010</b>	District 7 Coach of the Year (NABC)
<b>2011</b>	Big Ten Coach of the Year
<b>2011</b>	District V Coach of the Year (USBWA)
<b>2011</b>	District 7 Coach of the Year (NABC)
<b>2017</b>	District V Coach of the Year (USBWA)
<b>2019</b>	NABC National Coach of the Year
<b>2019</b>	Big Ten Coach of the Year
<b>2019</b>	District V Coach of the Year (USBWA)
<b>2019</b>	District 7 Coach of the Year (NABC)

## COACHING TREE

• <b>Greg Gary</b>	Mercer (head coach)
• <b>Steve Lutz</b>	Texas A&M - Corpus Christi (head coach)
• <b>Cuonzo Martin</b>	Missouri (head coach)
• <b>Jack Owens</b>	Miami, Ohio (head coach)
• <b>Micah Shrewsberry</b>	Penn State (head coach)
• <b>Spike Albrecht</b>	Purdue (graduate assistant)
• <b>Dru Anthrop</b>	Los Angeles Lakers (video coordinator)
• <b>Joey Brooks</b>	Cal State Fullerton (assistant coach)
• <b>D.J. Byrd</b>	Mercer (assistant coach)
• <b>Tarrance Crump</b>	DePaul (director of player development)
• <b>Grady Eifert</b>	Penn State (video coordinator)
• <b>Johnny Hill</b>	Idaho (assistant coach)
• <b>Kenneth Lowe</b>	Miami, Ohio (assistant coach)
• <b>Tommy Luce</b>	Purdue (graduate assistant)
• <b>Cowan Olinger</b>	Miami, Ohio (director of operations)
• <b>Rick Ray</b>	Colorado (assistant coach)
• <b>J.R. Reynolds</b>	Miami, Ohio (assistant coach)
• <b>Ryne Smith</b>	Mercer (director of operations)
• <b>P.J. Thompson</b>	Purdue (director of player development)

## NBA DRAFT PICKS UNDER PAINTER

2007	Carl Landry, 31st to Seattle
2011	JaJuan Johnson, 27th to Boston via New Jersey
2011	E'Twaun Moore, 55th overall to Boston
2012	Robbie Hummel, 58th to Minnesota
2016	A.J. Hammons, 46th to Dallas
2017	Caleb Swanigan, 26th to Portland
2018	Vince Edwards, 52nd to Houston via Utah
2019	Carsen Edwards, 33rd to Boston via Philadelphia

## ALL-AMERICANS UNDER PAINTER

2010	Robbie Hummel, 2nd (NABC) / HM (AP)
2010	E'Twaun Moore, HM (AP)
2011	JaJuan Johnson, Consensus
2011	E'Twaun Moore, 3rd (NABC) / HM (AP)
2012	Robbie Hummel, HM (AP)
2016	A.J. Hammons, HM (AP)
2017	Caleb Swanigan, Consensus
2018	Carsen Edwards, 2nd (NABC) / 3rd (Sporting News)
2018	Isaac Haas, HM (AP)
2019	Carsen Edwards, Consensus (2nd team)
2021	Trevion Williams, HM (AP)

GAME 18 // [4] PURDUE vs. INDIANA // JANUARY 20, 2022

WINS OVER TOP-25 TEAMS (57)				PAINTER AMONG THE NATION'S BEST					NCAA DIVISION I ACTIVE WINS LIST (55 or younger)							
Date	Opponent	Site	Score	WINS PER SEASON IN BIG TEN PLAY					Wins	Coach	School	Age	Years			
2-11-06	[22] Michigan	Home	84-70	Avg.	Coach	School	Wins	Years	417	Mick Cronin	UCLA	50	19th			
11-29-06	[25] Virginia	Home	61-59	12.3	Bo Ryan	Wisconsin	172	2002-15	408	Scott Drew	Baylor	51	20th			
2-15-07	[24] Indiana	Home	81-68	12.2	Bob Knight	Indiana	353	1972-00	395	Matt Painter	Purdue	51	18th			
12-15-07	[22] Louisville	Indianapolis, Ind.	67-59	12.0	Tom Izzo	Michigan State	310	1996-pres.	378	Travis Ford	Saint Louis	52	22nd			
1-26-08	[11] Wisconsin	Home	60-56	11.5	Thad Matta	Ohio State	150	2005-17	378	Brad Brownell	Clemson	53	20th			
2-9-08	[8] Wisconsin	Away	72-67	11.3	Matt Painter	Purdue	180	2006-pres.	374	Tony Bennett	Virginia	52	16th			
2-12-08	[10] Michigan State	Home	60-54	10.6	Gene Keady	Purdue	265	1981-05	► Through games played Jan. 18, 2022.							
12-20-08	[22] Davidson	Indianapolis, Ind.	76-58	* - Minimum 100 wins. / Through 2020-21 season.					► Min. 5 years as a D-I coach // age as of April 1, 2022.							
1-22-09	[21] Minnesota	Away	70-62	ACTIVE BIG TEN COACHES TO WIN A CHAMPIONSHIP					MOST APPEARANCES IN NCAA TOURNAMENT*							
2-17-09	[6] Michigan State	Home	72-54	Coach	School		RS	Tourn.	NCAAs	S-16s	Coach	School	Age*	Yrs.		
3-21-09	[15] Washington	Portland, Ore. (NCAA)	76-74	Tom Izzo	Michigan State		10	6	35	25	Mike Krzyzewski	Duke	75	47th		
11-23-09	[9] Tennessee	St. Thomas, US Virgin Islands	73-72	Matt Painter	Purdue		3	1	35	20	Jim Boeheim	Syracuse	77	46th		
1-1-10	[6] West Virginia	Home	77-62	Greg Gard	Wisconsin		1		25	7	Rick Barnes	Tennessee	67	35th		
1-28-10	[16] Wisconsin	Home	60-57	Juwan Howard	Michigan		1		25	9	Bob Huggins	West Virginia	68	37th		
2-9-10	[10] Michigan State	Away	76-64	NCAA TOURNAMENTS BY BIG TEN COACHES					23	14	Tom Izzo	Michigan State	67	27th		
2-17-10	[9] Ohio State	Away	60-57	App.	Coach	Current School		Total Yrs.	22	13	Bill Self	Kansas	59	29th		
3-21-10	[23] Texas A&M	Spokane, Wash. (NCAA)	63-61 -	23	Tom Izzo	Michigan State		26	21	10	Mark Few	Gonzaga	59	23rd		
1-22-11	[17] Michigan State	Home	86-76	13	Matt Painter	Purdue		17	20	15	John Calipari	Kentucky	63	30th		
1-29-11	[16] Minnesota	Home	73-61	10	Fran McCaffery	Iowa		25	18	9	Tubby Smith	High Point	70	31st		
2-16-11	[10] Wisconsin	Home	70-62	6	Chris Holtmann	Ohio State		10	17	7	Jay Wright	Villanova	60	28th		
2-20-11	[2] Ohio State	Home	76-63	5	Brad Underwood	Illinois		8	15	5	Dana Altman	Oregon	63	34th		
2-25-12	[11] Michigan	Away	75-61	4	Greg Gard	Wisconsin		6	14	3	Mike Brey	Notre Dame	63	27th		
3-16-12	[24] Saint Mary's	Omaha, Neb. (NCAA)	72-69	4	Fred Hoiberg	Nebraska		7	13	5	Matt Painter	Purdue	51	18th		
1-2-13	[11] Illinois	Home	68-61	2	Danny Manning	Maryland		8	12	4	Bruce Weber	Kansas State	65	24th		
3-3-13	[17] Wisconsin	Away	69-56	1	Steve Pikiell	Rutgers		16	12	2	Mick Cronin	UCLA	50	19th		
1-24-15	[25] Iowa	Home	67-63	0	Juwan Howard	Michigan		2	► Active coaches (through 2020-21 season).							
1-28-15	[20] Ohio State	Home	60-58	1	Chris Collins	Northwestern		8	* Age as of May 1, 2022.							
2-6-16	[8] Michigan State	Home	82-81 -	0	Ben Johnson	Minnesota		0								
2-27-16	[10] Maryland	Home	83-79	0	Micah Shrewsberry	Penn State		0								
12-17-16	[21] Notre Dame	Indianapolis, Ind.	86-81	0	Mike Woodson	Indiana		0								
1-8-17	[13] Wisconsin	Home	66-55	► While coaching at all schools. / Through 2020-21 season.												
2-1-17	[25] Northwestern	Home	80-59	WINS AT PURDUE												
2-4-17	[17] Maryland	Away	73-72	Coach	Yrs.	Gms.	W	L	Pct.							
3-18-17	[17] Iowa State	Milwaukee, Wis. (NCAA)	80-76	Gene Keady	25	782	512	270	.655							
11-24-17	[2] Arizona	Paradise Island, Bahamas	89-64	Ward Lambert	29	523	371	152	.709							
11-28-17	[17] Louisville	Home	66-57	Matt Painter	17th	556	370	186	.665							
1-25-18	[25] Michigan	Home	92-88	GAMES COACHED AT PURDUE												
12-6-18	[23] Maryland	Home	62-60	Coach	Yrs.	Gms.	W	L	Pct.							
1-3-19	[25] Iowa	Home	86-70	Gene Keady	25	782	512	270	.655							
1-19-19	[25] Indiana	Home	70-55	Matt Painter	17th	556	370	186	.665							
1-27-19	[6] Michigan State	Home	73-63	Ward Lambert	29	523	371	152	.709							
3-23-19	[23] Villanova	Hartford, Conn. (NCAA)	87-61													
3-28-19	[6] Tennessee	Louisville, Ky. (NCAA)	99-94 -													
11-29-19	[20] VCU	Destin, Fla.	59-56													
12-4-19	[5] Virginia	Home	69-40													
1-12-20	[8] Michigan State	Home	71-42													
2-5-20	[17] Iowa	Home	104-68													
3-3-20	[18] Iowa	Away	77-68													
12-16-20	[20] Ohio State	Home	67-60													
1-8-21	[23] Michigan State	Away	55-54													
1-19-21	[15] Ohio State	Away	67-65													
1-30-21	[21] Minnesota	Home	81-62													
3-2-21	[25] Wisconsin	Home	73-69													
11-20-21	[18] North Carolina	Uncasville, Conn.	93-84													
11-21-21	[5] Villanova	Uncasville, Conn.	80-74													
1-17-21	[17] Illinois	Away	96-88 ~													
Most wins vs. ranked team:				Michigan State - 8												
Best record (min. 4 games):				Wisconsin (7-7; .500)												
Worst record (min. 4 games):				Ohio State (4-12; .250)												
PURDUE RECORD BREAKDOWN																
Year	Overall	Big Ten	Non-Con.*	B1G Tour.	NCAAs	Home	Road	Neutral	vs. Top-25	Unranked	Nov.	Dec.	Jan.	Feb.	March	Longest W Streak
	W-L	W-L	W-L	W-L	W-L	W-L	W-L	W-L	W-L	W-L	W-L	W-L	W-L	W-L	W-L	
2005-06	9-19	3-13	6-5	0-1	0-0	9-5	0-11	0-3	1-7	8-12	2-2	4-3	1-7	2-4	0-3	3 (Dec. 17-28)
2006-07	22-12	9-7	11-3	1-1	1-1	16-1	2-7	4-4	2-7	20-5	5-1	6-2	3-5	5-2	3-2	6 (Nov. 21-Dec. 9)
2007-08	25-9	15-3	9-4	0-1	1-1	16-1	6-5	3-3	4-4	21-5	3-1	6-3	7-1	6-1	3-3	11 (Jan. 12-Feb. 16)
2008-09	27-10	11-7	11-2	3-0	2-1	15-3	5-5	7-2	4-5	23-5	5-1	6-2	6-1	5-3	5-3	6 (Two Times)
2009-10	29-6	14-4	12-0	1-1	2-1	14-2	8-2	7-2	6-3	23-3	5-0	7-0	6-3	6-1	5-2	14 (Nov. 13-Jan. 5)
2010-11	26-8	14-4	11-2	0-1	1-1	16-0	7-5	3-3	4-2	22-6	5-1	8-0	5-3	6-1	2-3	10 (Dec. 1-Jan. 9)
2011-12	22-13	10-8	10-3	1-1	1-1	13-4	5-5	4-4	2-10	20-3	7-1	5-2	3-4	5-3	2-3	4 (Nov. 11-18)
2012-13	16-18	8-10	8-7*	0-1	0-0	12-7	4-7	0-4	2-8	14-10	3-3	3-3	5-4	2-5	3-3	3 (Two Times)
2013-14	15-17	5-13	10-3	0-1	0-0	12-5	2-8	1-4	0-9	15-8	5-2	5-2	3-4	2-5	0-4	5 (Nov. 8-24)
2014-15	21-13	12-6	8-5	1-1	0-1	14-3	4-6	3-4	3-4	18-9	5-1	4-4	5-3	5-1	2-4	4 (Two Times)
2015-16	26-9	12-6	12-1	2-1	0-1	17-1	5-5	4-3	2-5	24-4	6-0	7-1	6-3	3-3	4-2	11 (Nov. 13-Dec. 12)
2016-17	27-8	14-4	11-2	0-1	2-1	15-2	6-4	6-2	5-3	22-5	5-2	7-0	5-3	7-1	3-2	7 (Dec. 3-28)
2017-18	30-7	15-3	11-2	2-1	2-1	16-1	8-2	6-4	3-4	27-3	6-2	7-0	9-0	4-3	4-2	19 (Nov. 24-Feb. 3)
2018-19	26-10	16-4	7-4	0-1	3-1	15-0	6-6	5-4	6-6	20-4	5-2	3-3	7-1	6-1	5-3	8 (Jan. 11-Feb. 9)
2019-20	16-15	9-11	7-4	CANC.	CANC.	11-5	4-8	1-2	5-6	11-9	4-3	4-2	3-5	4-4	1-1	3 (Twice)
2020-21	18-10	13-6	5-2	0-1	0-1	11-1	5-6	2-3	5-5	13-5	1-1	6-3	5-2	4-2	2-2	5 (Feb. 16-March 6)
2021-22	15-2	4-2	11-0			9-1	2-1	4-0	3-1	12-1	7-0	5-1	3-1			8 (Nov. 9-Dec. 3)
TOTALS	370-186	184-111	160-49	11-14	15-12	231-42	79-93	60-51	57-89	313-97	79-23	93-31	82-50	72-40	44-42	19 games
PCT.	.665	.624	.766	.440	.556	.846	.459	.541	.390	.763	.775	.750	.621	.643	.512	
STREAK	W-3	W-3	W-13	L-3	L-2	W-1	W-2	W-4	W-1	W-6	W-7	W-4	W-3	W-3	L-2	
* - Denotes regular-season non-conference play. Does not include postseason opponents, except for the 2013 CBI (1-1).																
PURDUESPORTS.COM   @BOILERBALL																

NCAA DIVISION I ACTIVE WINS LIST (55 or younger)				
Wins	Coach	School	Age	Years
417	Mick Cronin	UCLA	50	19th
408	Scott Drew	Baylor	51	20th
<b>395</b>	<b>Matt Painter</b>	<b>Purdue</b>	<b>51</b>	<b>18th</b>
378	Travis Ford	Saint Louis	52	22nd
378	Brad Brownell	Clemson	53	20th
374	Tony Bennett	Virginia	52	16th

► Through games played Jan. 18, 2022.  
► Min. 5 years as a D-I coach // age as of April 1, 2022.

MOST APPEARANCES IN NCAA TOURNAMENT*					
NCAAs	S-16s	Coach	School	Age*	Yrs.*
35	25	Mike Krzyzewski	Duke	75	47th
35	20	Jim Boeheim	Syracuse	77	46th
25	7	Rick Barnes	Tennessee	67	35th
25	9	Bob Huggins	West Virginia	68	37th
23	14	Tom Izzo	Michigan State	67	27th
22	13	Bill Self	Kansas	59	29th
21	10	Mark Few	Gonzaga	59	23rd
20	15	John Calipari	Kentucky	63	30th
18	9	Tubby Smith	High Point	70	31st
17	7	Jay Wright	Villanova	60	28th
15	5	Dana Altman	Oregon	63	34th
14	3	Mike Brey	Notre Dame	63	27th
<b>13</b>	<b>5</b>	<b>Matt Painter</b>	<b>Purdue</b>	<b>51</b>	<b>18th</b>
12	4	Bruce Weber	Kansas State	65	24th
12	2	Mick Cronin	UCLA	50	19th

► Active coaches (through 2020-21 season).  
\* Age as of May 1, 2022.



## 2021-22 RESULTS / LEADERS

**Overall Record:** 15-2      **Home:** 9-1      **Away:** 2-1      **Neutral:** 4-0  
**Big Ten Record:** 4-2      **Home:** 2-1      **Away:** 2-1

Date	P / O	Opponent	W/L	Score	High Scorer	High Rebounds	High Assists	High Steals	High Blocks	Attend.
Nov. 9	7 / -	Bellarmine	W	96-67	Stefanovic (23)	Edey, Furst (9)	Thompson (4)	Morton (4)	Three Players (1)	14,804
Nov. 12	7 / -	Indiana State	W	92-67	Ivey (27)	Edey (10)	Ivey, Stefanovic (4)	Ivey, Morton (2)	Williams (4)	14,804
Nov. 16	6 / -	Wright State	W	96-52	Williams (20)	Williams (13)	Hunter Jr. (4)	Edey, Williams (2)	Edey, Morton (2)	14,804
Nov. 20	1 6 / 18	vs. North Carolina	W	93-84	Stefanovic (23)	Ivey (10)	Stefanovic (8)	Hunter Jr., Ivey (2)	Furst (2)	9,176
Nov. 21	1 6 / 5	vs. Villanova	W	80-74	Edey (21)	Ivey (7)	Ivey (7)	Williams (3)	Ivey (1)	9,100
Nov. 26	3 / -	Omaha	W	97-40	Edey (20)	Williams (10)	Stefanovic (5)	Ivey (2)	Edey (3)	14,804
Nov. 30	2 2 / -	Florida State	W	93-65	Ivey (18)	Four Players (6)	Stefanovic (8)	Five Players (1)	Furst, Ivey (2)	14,804
Dec. 3	* 2 / -	Iowa	W	77-70	Ivey (19)	Williams (18)	Williams (3)	Ivey (2)	Edey, Gillis (1)	14,804
Dec. 9	* 1 / -	at Rutgers	L	68-70	Williams (21)	Williams (11)	Ivey (3)	Ivey (3)	Edey, Gillis (1)	8,000
Dec. 12	3 1 / -	vs. North Carolina St.	W	82-72	Williams (22)	Williams (12)	Williams (9)	Three Players (2)	Williams (4)	7,124
Dec. 18	4 3 / -	vs. Butler	W	77-48	Ivey (22)	Edey (11)	Morton, Stefanovic (3)	Four Players (1)	Edey (2)	17,905
Dec. 20	3 / -	Incarnate Word	W	79-59	Edey (13)	Edey (9)	Three Players (4)	Newman, Stefanovic (2)	Three Players (1)	14,804
Dec. 29	3 / -	Nicholls	W	104-90	Edey (21)	Williams (11)	Williams (8)	Three Players (1)	Edey, Gillis (2)	14,804
Jan. 3	* 3 / 23	Wisconsin	L	69-74	Edey (24)	Edey (10)	Morton (4)	Morton (2)	---	14,804
Jan. 8	* 3 / -	at Penn State	W	74-67	Williams (21)	Williams (9)	Stefanovic (6)	Ivey, Morton (2)	Hunter Jr., Ivey (1)	10,464
Jan. 14	* 7 / -	Nebraska	W	92-65	Edey (22)	Edey (9)	Ivey (5)	Gillis, Newman (2)	Edey, Morton (2)	14,804
Jan. 17	* 4 / 17	at Illinois	W	96-88	Stefanovic (22)	Three Players (8)	Williams (5)	Ivey (2)	Edey (2)	15,544
Jan. 20	*	at Indiana								
Jan. 23	*	Northwestern								
Jan. 26	*	at Iowa								
Jan. 30	*	Ohio State								
Feb. 2	*	at Minnesota								
Feb. 5	*	Michigan								
Feb. 10	*	Illinois								
Feb. 13	*	Maryland								
Feb. 16	*	at Northwestern								
Feb. 20	*	Rutgers								
Feb. 26	*	at Michigan State								
March 1	*	at Wisconsin								
March 5	*	Indiana								
March 9-13	5	Big Ten Tournament								

- \* Denotes Big Ten Conference game  
**1** Denotes Basketball Hall of Fame Tipoff Classic (Uncasville, Conn.)  
**2** Denotes Big Ten / ACC Challenge (West Lafayette, Ind.)  
**3** Denotes Basketball Hall of Fame Invitational (Brooklyn, N.Y.)  
**4** Denotes Crossroads Classic (Indianapolis, Ind.)  
**5** Denotes Big Ten Tournament (Indianapolis, Ind.)

## 2021-22 ATTENDANCE TOTALS

OVERALL					BIG TEN CONFERENCE GAMES				
Site	Games	Totals	Avg.	High	Site	Games	Totals	Avg.	High
Home	10	148,040	14,804	14,804 (10 Times)	Home	3	44,412	14,804	14,804 (Three Times)
Away	3	34,008	11,336	15,544 at [17] Illinois (1-17-22)	Away	3	34,008	11,336	15,544 at [17] Illinois (1-17-22)
Neutral	4	43,305	10,826	17,905 vs. Butler (12-18-21)					
<b>Totals</b>	<b>17</b>	<b>224,633</b>	<b>13,213</b>	<b>17,905 vs. Butler (12-18-21)</b>	<b>Totals</b>	<b>6</b>	<b>78,420</b>	<b>13,070</b>	<b>15,544 at [17] Illinois (1-17-22)</b>

## 2021-22 MARGINS OF VICTORY

	1	2	3	4	5	6	7	8	9	10	11	12	13	14	15	16	17	18	19	20	21	22	23	24	25+
Purdue						1	2	1	1	1				1											7
Opponents	1				1																				

## LARGEST LEADS / DEFICITS

WHEN LEADING					WHEN TRAILING				
Largest Margin of Victory				57 (97-40) vs. Omaha (11-26-21)	Largest Margin of Defeat				5 (69-74) vs. [23] Wisconsin (1-3-22)
Largest Overall Lead				58 (93-35; 4:39 2nd) vs. Omaha (11-26-21)	Largest Overall Deficit				13 (41-54; 9:10 2nd) vs. North Carolina State (12-12-21)
Largest Halftime Lead				35 (52-17) vs. Omaha (11-26-21)	Largest Halftime Deficit				5 (24-29) vs. [23] Wisconsin (1-3-22)
Largest Lead in a Loss				10 (57-47; 8:34 2nd) vs. Rutgers (12-9-21)	Largest Deficit Overcome in a Win				13 (41-54; 9:10 2nd) vs. North Carolina State (12-12-21)
Largest Halftime Lead in a Loss				---	Largest Halftime Deficit in a Win				4 (27-31) vs. North Carolina State (12-12-21)
Largest Purdue Run				29 vs. Omaha (11-26-21)	Largest Opponent Run				12 by Rutgers (12-9-21)

2021-22 OVERALL STATISTICS

Game Records

Record	Overall	Home	Away	Neutral
ALL GAMES	15-2	9-1	2-1	4-0
CONFERENCE	4-2	2-1	2-1	0-0
NON-CONFERENCE	11-0	7-0	0-0	4-0

Score by Periods

Team	1st	2nd	OT	TOT
Purdue	708	714	43	1465
Opponents	496	631	25	1152

Team Box Score

No.	Player				Total		3-Point		F-Throw		Rebounds											
		GP-GS	MIN	AVG	FG-FGA	FG%	3FG-3FGA	3FG%	FT-FTA	FT%	OFF	DEF	TOT	AVG	PF	DQ	A	TO	BLK	STL	PTS	AVG
23	IVEY, Jaden	17-17	496:60	29.2	91-186	.489	34-79	.430	63-84	.750	9	79	88	5.2	32	0	52	37	9	22	279	16.4
15	EDEY, Zach	17-13	304:57	17.9	106-150	.707	0-0	.000	54-79	.684	49	79	128	7.5	33	0	20	30	23	6	266	15.6
50	WILLIAMS, Trevion	17-4	349:11	20.5	95-164	.579	3-8	.375	34-56	.607	53	91	144	8.5	37	0	53	34	12	16	227	13.4
55	STEFANOVIC, Sasha	17-17	482:54	28.4	58-139	.417	45-108	.417	40-48	.833	3	42	45	2.6	27	0	65	23	1	5	201	11.8
0	GILLIS, Mason	13-5	270:10	20.8	29-51	.569	16-30	.533	20-20	1.000	15	30	45	3.5	23	0	8	7	5	4	94	7.2
5	NEWMAN, Brandon	16-0	229:31	14.3	29-89	.326	25-72	.347	17-20	.850	2	36	38	2.4	21	1	13	9	3	7	100	6.3
11	THOMPSON, Isaiah	17-16	334:59	19.7	28-67	.418	23-56	.411	13-16	.813	7	14	21	1.2	17	0	22	10	0	4	92	5.4
3	FURST, Caleb	16-12	298:20	18.6	31-56	.554	6-16	.375	18-27	.667	28	46	74	4.6	15	0	8	14	8	3	86	5.4
2	HUNTER JR., Eric	17-1	356:24	21.0	22-57	.386	8-26	.308	11-16	.688	10	16	26	1.5	14	0	29	20	1	9	63	3.7
25	MORTON, Ethan	17-0	282:40	16.6	15-34	.441	6-14	.429	9-12	.750	4	24	28	1.6	18	0	38	7	4	13	45	2.6
34	BARRETT, Carson	8-0	18:30	2.3	2-6	.333	0-2	.000	0-1	.000	2	3	5	0.6	2	0	1	4	0	0	4	0.5
21	FROST, Matt	8-0	16:31	2.1	1-5	.200	0-0	.000	2-2	1.000	3	0	3	0.4	2	0	0	1	0	1	4	0.5
14	WULBRUN, Jared	8-0	16:57	2.1	0-2	.000	0-1	.000	2-2	1.000	0	1	1	0.1	1	0	0	0	0	0	2	0.3
22	MARTIN, Chase	8-0	16:57	2.1	1-5	.200	0-0	.000	0-3	.000	0	2	2	0.3	3	0	1	2	0	1	2	0.3
Team											22	29	51					3				
Total		17	3475		508-1011	.502	166-412	.403	283-386	.733	207	492	699	41.1	245	1	310	201	66	91	1465	86.2
Opponents		17	3475		430-1042	.413	147-446	.330	145-214	.678	148	341	489	28.8	337	13	223	186	33	92	1152	67.8

Team Statistics

	PURDUE	OPP
Scoring	1465	1152
Points per game	86.2	67.8
Scoring margin	+18.4	-
Field goals-att	508-1011	430-1042
Field goal pct	.502	.413
3 point fg-att	166-412	147-446
3-point FG pct	.403	.330
3-pt FG made per game	9.8	8.6
Free throws-att	283-386	145-214
Free throw pct	.733	.678
F-Throws made per game	16.6	8.5
Rebounds	699	489
Rebounds per game	41.1	28.8
Rebounding margin	+12.4	-
Assists	310	223
Assists per game	18.2	13.1
Turnovers	201	186
Turnovers per game	11.8	10.9
Turnover margin	-0.9	-
Assist/turnover ratio	1.5	1.2
Steals	91	92
Steals per game	5.4	5.4
Blocks	66	33
Blocks per game	3.9	1.9
Winning streak	3	-
Home win streak	1	-
Attendance	148040	26008
Home games-Avg/Game	10-14804	3-8669
Neutral site-Avg/Game	-	4-9045

Team Results

Date	Opponent		Score	Att.
11/09/2021	Bellarmino	W	96-67	14804
11/12/2021	Indiana St.	W	92-67	14804
11/16/2021	Wright St.	W	96-52	14804
11/20/2021	vs North Carolina	W	93-84	9176
11/21/2021	vs Villanova	W	80-74	9100
11/26/2021	Omaha	W	97-40	14804
11/30/2021	Florida St.	W	93-65	14804
12/03/2021	Iowa	W	77-70	14804
12/09/2021	at Rutgers	L	68-70	0
12/12/2021	vs NC State	Wot	82-72	0
12/18/2021	vs Butler	W	77-48	17905
12/20/2021	Incarnate Word	W	79-59	14804
12/29/2021	Nicholls St.	W	104-90	14804
01/03/2022	Wisconsin	L	69-74	14804
01/08/2022	at Penn St.	W	74-67	10464
01/14/2022	Nebraska	W	92-65	14804
01/17/2022	at Illinois	Wot2	96-88	15544

## 2021-22 BIG TEN CONFERENCE STATISTICS

## Game Records

Record	Overall	Home	Away	Neutral
ALL GAMES	4-2	2-1	2-1	0-0
CONFERENCE	4-2	2-1	2-1	0-0
NON-CONFERENCE	0-0	0-0	0-0	0-0

## Score by Periods

Team	1st	2nd	OT	TOT
Purdue	218	231	27	476
Opponents	180	235	19	434

## Team Box Score

No.	Player				Total		3-Point		F-Throw		Rebounds													
		GP-GS	MIN	AVG	FG-FGA	FG%	3FG-3FGA	3FG%	FT-FTA	FT%	OFF	DEF	TOT	AVG	PF	DQ	A	TO	BLK	STL	PTS	AVG		
23	IVEY, Jaden	6-6	193:11	32.2	28-66	.424	9-27	.333	31-42	.738	4	21	25	4.2	15	0	16	10	2	10	96	16.0		
15	EDEY, Zach	6-5	109:50	18.3	38-59	.644	0-0	.000	15-27	.556	18	28	46	7.7	16	0	5	12	6	2	91	15.2		
50	WILLIAMS, Trevion	6-1	129:06	21.5	36-75	.480	2-4	.500	14-21	.667	20	35	55	9.2	15	0	16	10	1	3	88	14.7		
55	STEFANOVIC, Sasha	6-6	201:36	33.6	19-54	.352	13-38	.342	18-24	.750	2	17	19	3.2	13	0	18	8	1	0	69	11.5		
0	GILLIS, Mason	6-4	144:44	24.1	14-24	.583	10-16	.625	9-9	1.000	5	16	21	3.5	11	0	4	6	2	3	47	7.8		
2	HUNTER JR., Eric	6-0	134:25	22.4	10-24	.417	5-10	.500	6-7	.857	2	7	9	1.5	4	0	11	9	0	3	31	5.2		
5	NEWMAN, Brandon	5-0	57:10	11.4	5-19	.263	5-16	.313	2-2	1.000	1	7	8	1.6	7	0	3	4	0	4	17	3.4		
3	FURST, Caleb	6-2	66:42	11.1	5-8	.625	1-1	1.000	3-5	.600	6	6	12	2.0	6	0	0	3	0	1	14	2.3		
34	BARRETT, Carson	1-0	01:24	1.4	1-1	1.000	0-0	.000	0-0	.000	0	1	1	1.0	0	0	1	1	0	0	2	2.0		
11	THOMPSON, Isaiah	6-6	115:04	19.2	2-18	.111	2-18	.111	5-6	.833	3	6	9	1.5	3	0	5	4	0	1	11	1.8		
25	MORTON, Ethan	6-0	92:37	15.4	2-10	.200	2-6	.333	4-6	.667	3	7	10	1.7	6	0	10	1	2	4	10	1.7		
14	WULBRUN, Jared	1-0	01:24	1.4	0-0	.000	0-0	.000	0-0	.000	0	0	0	0.0	1	0	0	0	0	0	0	0.0		
21	FROST, Matt	1-0	01:24	1.4	0-0	.000	0-0	.000	0-0	.000	0	0	0	0.0	0	0	0	1	0	0	0	0.0		
22	MARTIN, Chase	1-0	01:24	1.4	0-0	.000	0-0	.000	0-0	.000	0	1	1	1.0	0	0	0	0	0	0	0	0.0		
Team											7	11	18				2							
Total		6	1250		160-358	.447	49-136	.360	107-149	.718	71	163	234	39.0	97	0	89	71	14	31	476	79.3		
Opponents		6	1250		161-359	.448	46-133	.346	66-98	.673	45	146	191	31.8	127	6	86	68	11	36	434	72.3		


## Team Statistics

	PURDUE	OPP
<b>Scoring</b>	<b>476</b>	<b>434</b>
Points per game	79.3	72.3
Scoring margin	+7.0	-
<b>Field goals-att</b>	<b>160-358</b>	<b>161-359</b>
Field goal pct	.447	.448
<b>3 point fg-att</b>	<b>49-136</b>	<b>46-133</b>
3-point FG pct	.360	.346
3-pt FG made per game	8.2	7.7
<b>Free throws-att</b>	<b>107-149</b>	<b>66-98</b>
Free throw pct	.718	.673
F-Throws made per game	17.8	11.0
<b>Rebounds</b>	<b>234</b>	<b>191</b>
Rebounds per game	39.0	31.8
Rebounding margin	+7.2	-
<b>Assists</b>	<b>89</b>	<b>86</b>
Assists per game	14.8	14.3
<b>Turnovers</b>	<b>71</b>	<b>68</b>
Turnovers per game	11.8	11.3
Turnover margin	-0.5	-
Assist/turnover ratio	1.3	1.3
<b>Steals</b>	<b>31</b>	<b>36</b>
Steals per game	5.2	6.0
<b>Blocks</b>	<b>14</b>	<b>11</b>
Blocks per game	2.3	1.8
<b>Winning streak</b>	<b>3</b>	<b>-</b>
Home win streak	1	-
<b>Attendance</b>	<b>44412</b>	<b>26008</b>
Home games-Avg/Game	3-14804	3-8669
Neutral site-Avg/Game	-	0-0

## Team Results

Date	Opponent		Score	Att.
12/03/2021	Iowa	W	77-70	14804
12/09/2021	at Rutgers	L	68-70	0
01/03/2022	Wisconsin	L	69-74	14804
01/08/2022	at Penn St.	W	74-67	10464
01/14/2022	Nebraska	W	92-65	14804
01/17/2022	at Illinois	Wot2	96-88	15544

GAME 18 // [4] PURDUE vs. INDIANA // JANUARY 20, 2022



Official Basketball Box Score - Final  
**Purdue at Illinois**  
01/17/22 State Farm Center, Champaign, Ill.  
2021-22 Men's Basketball

Game Time: 11:00 AM  
Game Duration: 2:36  
Attendance: 15,544

LAST TIME OUT (No. 4 Purdue 96, No. 17 Illinois 88 - 2 Overtimes)

Officials: Bo Boroski, D.J. Carstensen, Brian Dorsey

Purdue - 96			Record: 15-2 (4-2)														
NO. Name		Min	FG M-A	3P M-A	FT M-A	Rebounds			Fouls		TP	AS	TO	ST	Blocks		+/-
						OR	DR	TOT	PF	FD					BS	BA	
0	Mason Gillis	F 43:15	2-3	0-1	0-0	1	3	4	1	0	4	1	2	0	0	0	9
15	Zach Edey	C 27:05	9-14	0-0	2-2	3	5	8	2	2	20	1	0	1	2	0	8
11	Isaiah Thompson	G 18:18	1-4	1-4	0-0	0	0	0	0	0	3	0	0	0	0	0	6
23	Jaden Ivey	G 42:03	3-10	0-1	13-15	1	7	8	4	10	19	2	2	2	1	1	9
55	Sasha Stefanovic	G 41:08	6-11	5-8	5-9	0	8	8	1	4	22	2	2	0	0	0	3
2	Eric Hunter Jr.	31:45	3-4	1-1	4-4	0	2	2	1	2	11	2	1	0	0	0	2
25	Ethan Morton	09:29	0-0	0-0	0-0	1	0	1	1	0	0	0	1	0	0	0	-4
50	Trevion Williams	22:47	6-18	0-1	2-2	2	5	7	2	4	14	5	4	0	0	1	1
3	Caleb Furst	02:54	0-1	0-0	0-0	1	1	2	0	0	0	0	0	0	0	0	0
5	Brandon Newman	11:16	1-3	1-2	0-0	0	2	2	3	0	3	0	0	0	0	0	6
Team						1	3	4			0		0				
Totals			31-68	8-18	26-32	10	36	46	15	22	96	13	12	3	3	2	8

Shooting By Period		
1 <sup>st</sup> FG%	13-29	44.8%
3PT%	2-9	22.2%
FT%	9-10	90%
2 <sup>nd</sup> FG%	12-30	40.0%
3PT%	5-8	62.5%
FT%	3-5	60%
OT FG%	6-9	66.7%
3PT%	1-1	100.0%
FT%	14-17	82.4%
GM FG%	31-68	45.6%
3PT%	8-18	44.4%
FT%	26-32	81.3%

Dead Ball Rebounds: 1, 1

Illinois - 88

Record: 13-4 (6-1)

NO.	Name		Min	FG M-A	3P M-A	FT M-A	Rebounds			Fouls		TP	AS	TO	ST	Blocks		+/-
							OR	DR	TOT	PF	FD					BS	BA	
3	Jacob Grandison	F	30:20	3-10	2-5	0-0	0	3	3	2	0	8	0	0	0	0	1	-6
21	Kofi Cockburn	C	22:06	3-9	0-0	4-4	1	4	5	5	3	10	0	1	2	0	0	0
1	Trent Frazier	G	47:52	7-16	2-9	0-0	0	5	5	2	4	16	6	1	0	0	0	-5
11	Alfonso Plummer	G	42:39	8-19	6-12	2-2	1	3	4	2	1	24	0	1	0	0	1	-11
20	Da'Monte Williams	G	45:02	1-2	1-2	0-0	0	6	6	3	0	3	4	1	1	2	0	-9
4	Omar Payne		07:07	0-0	0-0	0-0	1	0	1	3	0	0	1	1	0	0	0	-2
5	Andre Curbelo		25:05	8-15	0-2	4-5	0	6	6	4	3	20	3	0	0	0	0	0
10	Luke Goode		05:52	1-2	1-2	0-0	0	1	1	0	0	3	0	1	0	0	0	6
33	Coleman Hawkins		03:54	0-1	0-1	0-0	0	0	0	0	0	0	0	0	0	0	0	-8
13	Benjamin Bosmans-Verdonk		20:03	1-3	0-0	2-4	2	2	4	2	3	4	1	0	2	0	1	-5
Team							3	1	4			0		2				
Totals				32-77	12-33	12-15	8	31	39	23	14	88	15	8	5	2	3	-8

Technical Fouls:Williams 1<sup>st</sup>5:37

Shooting By Period

1 <sup>st</sup> FG%	9-29	31.0%
3PT%	4-13	30.8%
FT%	4-4	100%
2 <sup>nd</sup> FG%	16-33	48.5%
3PT%	5-14	35.7%
FT%	6-6	100%
OT FG%	7-15	46.7%
3PT%	3-6	50.0%
FT%	2-5	40%
GM FG%	32-77	41.6%
3PT%	12-33	36.4%
FT%	12-15	80.0%

Dead Ball Rebounds: 3, 1

Technical Fouls:Payne 1<sup>st</sup>5:38

	PUR	ILL	Points from			PUR	ILL	Period by Period Scoring				
Biggest lead	13 (1 <sup>st</sup> 0:30)	4 (1 <sup>st</sup> 7:06)	Turnovers	9	8	PUR	1st	2nd	OT1	OT2	TOT	
Best Scoring Run	17(1 <sup>st</sup> 0:30)	10(1 <sup>st</sup> 7:06)	Paint	42	26		37	32	9	18	96	
Lead Changes	4		Second Chance	12	11	ILL	26	43	9	10	88	
Times Tied	5		Fast Breaks	10	12							
Time with Lead	43:41	02:24	Bench	28	27							

GAME 18 // [4] PURDUE vs. INDIANA // JANUARY 20, 2022

2021-22 GAME-BY-GAME COMPARISON																			
Team	W/L	FG-FGA	Pct.	3P-3PA	Pct.	FT-FTA	Pct.	O-D	Reb.	PF	A	TO	B	S	1st	2nd	OT	Pts.	PPP
[7] Purdue	W	28-56	.500	16-36	.444	24-29	.828	15-27	42	13	21	13	3	7	50	46		96	1.43
Bellarmine		24-59	.407	12-35	.343	7-8	.875	7-25	22	20	15	10	1	5	37	30		67	1.00
[7] Purdue	W	31-58	.534	8-20	.400	22-32	.688	12-30	42	14	19	12	8	6	51	41		92	1.26
Indiana State		25-64	.391	6-26	.231	11-14	.786	10-21	31	25	14	12	0	4	30	37		67	0.92
[6] Purdue	W	35-67	.522	11-28	.393	15-21	.714	19-37	56	15	18	17	4	9	51	45		96	1.28
Wright State		18-59	.305	5-26	.192	11-14	.786	6-17	23	17	8	15	0	6	17	35		52	0.69
[6] Purdue	W	34-61	.557	10-23	.435	15-22	.682	4-27	31	16	21	9	2	6	41	52		93	1.21
[18] North Carolina		31-69	.449	12-29	.414	10-12	.833	12-25	37	20	13	14	5	3	35	49		84	1.09
[6] Purdue	W	29-55	.527	10-23	.435	12-14	.857	12-26	38	18	17	11	1	4	31	49		80	1.33
[5] Villanova		26-58	.448	13-34	.382	9-17	.529	10-16	26	15	15	4	2	4	33	41		74	1.23
[3] Purdue	W	34-59	.576	9-17	.529	20-24	.833	14-39	53	6	19	12	6	4	52	45		97	1.45
Omaha		17-63	.270	5-28	.179	1-2	.500	8-14	22	14	8	9	2	6	17	23		40	0.60
[2] Purdue	W	35-59	.593	12-25	.480	11-14	.786	10-26	36	8	23	13	5	5	48	45		93	1.37
Florida State		26-63	.413	8-24	.333	5-6	.833	11-14	25	17	12	13	1	7	32	33		65	0.96
[2] Purdue	W	21-50	.420	8-19	.421	27-37	.730	8-34	42	18	14	17	2	5	39	38		77	1.01
Iowa		25-62	.403	5-21	.238	15-22	.682	6-24	30	29	12	9	0	6	26	44		70	0.92
[1] Purdue	L	25-61	.410	7-26	.269	11-16	.688	16-19	35	17	10	11	2	8	35	33		68	1.05
Rutgers		25-48	.521	7-14	.500	13-18	.722	5-22	27	19	18	15	2	7	36	34		70	1.08
[1] Purdue	W	30-60	.500	5-21	.238	17-25	.680	11-32	43	16	18	14	9	6	27	39	16	82	1.09
North Carolina State		26-62	.419	8-21	.381	12-15	.800	7-23	30	24	10	13	3	7	31	35	6	72	0.96
[3] Purdue	W	27-51	.529	11-22	.500	12-14	.857	11-31	42	15	17	10	5	4	39	38		77	1.33
Butler		19-59	.322	4-28	.143	6-14	.429	13-14	27	15	10	7	2	5	21	27		48	0.83
[3] Purdue	W	30-66	.455	11-32	.344	8-15	.533	19-27	46	14	18	11	3	6	45	34		79	1.23
Incarnate Word		22-54	.407	12-27	.444	3-5	.600	5-18	23	17	14	11	2	5	27	32		59	0.92
[3] Purdue	W	35-61	.574	14-29	.483	20-27	.741	9-27	36	13	30	8	3	6	55	49		104	1.42
Nicholls		35-73	.479	16-35	.457	4-9	.444	14-18	32	27	18	10	4	4	36	54		90	1.23
[3] Purdue	W	23-56	.411	8-20	.400	15-24	.625	13-27	40	17	19	12	0	2	24	45		69	1.03
[23] Wisconsin		27-60	.450	6-24	.250	14-19	.737	9-25	34	22	13	7	2	5	29	45		74	1.10
[3] Purdue	W	28-58	.483	9-24	.375	9-13	.692	10-20	30	14	14	8	2	6	35	39		74	1.19
Penn State		26-55	.473	8-22	.364	7-11	.636	9-21	30	13	14	11	4	6	30	37		67	1.08
[7] Purdue	W	32-65	.492	9-29	.310	19-27	.704	14-27	41	16	19	10	5	7	48	44		92	1.26
Nebraska		26-57	.456	8-19	.421	5-13	.385	8-23	31	21	14	17	1	6	33	32		65	0.89
[4] Purdue	W	31-68	.456	8-18	.444	26-32	.813	10-36	46	15	13	12	3	3	37	32	27	96	1.13
[17] Illinois		32-77	.416	12-33	.364	12-15	.800	8-31	39	23	15	8	2	5	26	43	19	88	1.04



## MISCELLANEOUS SINGLE-GAME INFORMATION

Date	Opponent	Biggest Lead		Lead Chang.	Ties	[---Time In the Lead---]			Biggest Run		Paint	Off TO	2nd-ch.	Bench	Starters	Fr.	So.	Jr.	Sr.
		PU	Opp.			PU	Opp.	Tied	PU	Opp.									
Nov. 9	Bellarmine	36	3	1	1	37:15	1:25	1:20	11	9	22-20	14-11	13-6	29-22	67-45	2	46	15	33
Nov. 12	Indiana State	30	5	1	1	36:43	2:02	1:15	16	10	42-36	21-14	13-2	21-30	71-37	12	59	4	17
Nov. 16	Wright State	49	3	1	0	38:42	0:50	0:28	14	6	46-16	22-15	31-3	44-7	52-45	14	44	4	34
Nov. 20	[18] North Carolina	13	1	2	1	39:08	0:16	0:36	10	7	42-18	19-10	5-21	28-14	65-70	8	33	3	49
Nov. 21	[5] Villanova	10	11	6	5	18:55	17:54	3:11	9	8	38-18	4-10	16-11	15-17	65-57	12	34	12	22
Nov. 26	Omaha	58	1	2	0	39:18	0:26	0:16	29	5	48-16	8-9	19-8	49-14	48-26	7	61	6	23
Nov. 30	Florida State	28	0	0	2	38:18	0:00	1:42	12	7	38-26	12-25	18-15	31-16	62-49	9	49	12	23
Dec. 3	Iowa	19	1	2	1	35:38	2:17	2:05	7	11	26-34	8-20	10-4	37-29	40-41	2	45	5	25
Dec. 9	Rutgers	10	7	6	5	19:29	16:32	3:59	11	12	36-28	16-4	22-4	31-5	37-65	0	32	0	36
Dec. 12	North Carolina State	10	13	1	2	4:45	38:33	1:42	7	8	50-34	14-19	14-9	39-9	43-63	0	46	0	36
Dec. 18	Butler	36	2	1	1	38:25	0:21	1:14	12	6	26-26	6-8	12-6	25-6	52-42	6	47	6	18
Dec. 20	Incarnate Word	30	6	1	2	35:54	1:52	2:14	10	7	38-12	20-19	20-5	37-20	42-39	2	44	10	23
Dec. 29	Nicholls	22	6	6	2	35:45	2:55	1:20	20	6	42-34	16-11	6-24	37-8	67-82	0	64	15	25
Jan. 3	[23] Wisconsin	7	7	17	6	15:19	20:49	3:52	8	7	28-28	10-12	12-12	29-7	40-67	0	50	0	19
Jan. 8	Penn State	13	7	8	3	31:49	5:52	2:19	9	9	36-28	16-9	17-10	26-15	48-52	2	35	3	34
Jan. 14	Nebraska	30	0	0	0	39:35	0:00	0:25	14	6	46-24	28-7	21-4	36-20	56-45	10	55	0	27
Jan. 17	[17] Illinois	13	4	4	5	43:41	2:24	3:55	17	10	42-26	9-8	12-11	28-27	68-61	0	46	3	47
Jan. 20	Indiana																		
Jan. 23	Northwestern																		
Jan. 27	Iowa																		
Jan. 30	Ohio State																		
Feb. 2	Minnesota																		
Feb. 5	Michigan																		
Feb. 10	Illinois																		
Feb. 13	Maryland																		
Feb. 16	Northwestern																		
Feb. 20	Rutgers																		
Feb. 26	Michigan State																		
Mar. 1	Wisconsin																		
Mar. 5	Indiana																		
Mar. 9-13	Big Ten Tournament																		
<b>PURDUE TOTALS</b>		<b>58</b>							<b>29</b>		<b>650</b>	<b>243</b>	<b>261</b>	<b>542</b>	<b>923</b>	<b>86</b>	<b>790</b>	<b>98</b>	<b>491</b>
<b>PURDUE AVERAGES</b>											<b>38.2</b>	<b>14.3</b>	<b>15.4</b>	<b>31.9</b>	<b>54.3</b>	<b>5.1</b>	<b>46.5</b>	<b>5.8</b>	<b>28.9</b>
<b>OPPONENT TOTALS</b>		<b>13</b>							<b>12</b>		<b>424</b>	<b>211</b>	<b>155</b>	<b>266</b>	<b>886</b>				
<b>OPPONENT AVERAGES</b>											<b>24.9</b>	<b>12.4</b>	<b>9.1</b>	<b>15.6</b>	<b>52.1</b>				

## POINTS-REBOUNDS-ASSISTS (starters in underline&gt;

Date	Opponent	Result	#0 Gillis	#2 Hunter	#3 Furst	#5 Newman	#11 Thomps.	#14 Wulbrun	#15 Edey	#21 Frost	#22 Martin	#23 Ivey	#25 Morton	#34 Barrett	#50 Williams	#55 Stefanovic
Nov. 9	Bellarmine	W, 96-67	DNP	6-1-1	<u>2-9-1</u>	14-1-3	<u>15-1-4</u>	0-1-0	<u>16-9-0</u>	0-0-0	0-0-0	<u>11-5-3</u>	5-4-3	0-0-0	4-7-3	<u>23-2-3</u>
Nov. 12	Indiana State	W, 92-67	DNP	0-1-3	<u>12-8-0</u>	8-1-0	<u>4-1-1</u>	0-0-0	<u>22-10-3</u>	0-0-0	0-0-0	<u>27-8-4</u>	2-1-1	0-1-0	11-8-3	<u>6-1-4</u>
Nov. 16	Wright State	W, 96-52	DNP	2-2-4	<u>14-11-2</u>	15-1-0	<u>0-0-3</u>	2-0-0	<u>18-12-1</u>	2-1-0	0-0-0	<u>8-6-3</u>	3-3-2	0-0-0	20-13-3	<u>12-4-0</u>
Nov. 20	[18] North Carolina	W, 93-84	DNP	6-2-0	<u>8-5-0</u>	0-0-2	<u>3-0-2</u>	DNP	<u>9-3-2</u>	DNP	DNP	<u>22-10-6</u>	2-2-0	DNP	20-4-1	<u>23-2-8</u>
Nov. 21	[5] Villanova	W, 80-74	0-1-0	3-3-1	<u>12-4-1</u>	3-3-0	<u>12-0-0</u>	DNP	<u>21-6-0</u>	DNP	DNP	<u>10-7-7</u>	0-1-0	DNP	9-4-2	<u>10-3-6</u>
Nov. 26	Omaha	W, 97-40	6-5-0	<u>4-1-2</u>	<u>7-9-1</u>	16-5-0	6-3-1	0-0-0	<u>20-6-1</u>	0-2-0	2-1-1	<u>12-2-2</u>	3-3-4	2-0-0	14-10-2	<u>5-4-5</u>
Nov. 30	Florida State	W, 93-65	6-3-0	4-0-2	<u>9-6-1</u>	13-6-2	<u>12-2-1</u>	DNP	<u>12-4-0</u>	DNP	DNP	<u>18-6-2</u>	0-0-4	DNP	8-6-3	<u>11-1-8</u>
Dec. 3	Iowa	W, 77-70	12-3-1	4-1-2	<u>2-7-0</u>	5-0-1	<u>5-1-1</u>	DNP	<u>6-7-0</u>	DNP	DNP	<u>19-2-2</u>	3-0-2	DNP	13-18-3	<u>8-1-2</u>
Dec. 9	Rutgers	L, 68-70	0-1-0	6-2-1	<u>0-0-0</u>	3-2-1	<u>0-2-0</u>	DNP	<u>13-6-1</u>	DNP	DNP	<u>15-1-3</u>	1-3-1	DNP	21-11-1	<u>9-2-2</u>
Dec. 12	North Carolina State	W, 82-72	9-4-0	2-1-0	<u>0-1-1</u>	0-0-0	<u>0-1-2</u>	DNP	<u>9-7-0</u>	DNP	DNP	<u>22-7-2</u>	6-1-2	DNP	22-12-9	<u>12-2-2</u>
Dec. 18	Butler	W, 77-48	6-4-1	0-1-2	<u>6-2-1</u>	1-4-1	<u>6-0-2</u>	0-0-0	14-11-0	0-0-0	0-0-0	<u>22-5-2</u>	4-1-3	0-2-0	10-6-2	<u>8-4-3</u>
Dec. 20	Incarnate Word	W, 79-59	10-3-2	3-2-1	<u>2-7-0</u>	6-5-0	<u>8-2-0</u>	0-0-0	13-9-4	2-0-0	0-0-0	<u>12-5-4</u>	3-0-2	0-1-0	<u>12-8-1</u>	<u>8-1-4</u>
Dec. 29	Nicholls	W, 104-90	<u>10-4-1</u>	2-3-2	DNP	7-4-2	<u>15-2-1</u>	0-0-0	21-5-4	0-0-0	0-0-0	<u>19-2-1</u>	7-2-7	0-0-0	9-11-8	<u>14-2-4</u>
Jan. 3	[23] Wisconsin	L, 69-74	<u>9-4-0</u>	2-1-2	0-0-0	0-0-1	<u>0-3-2</u>	DNP	24-10-2	DNP	DNP	<u>14-3-3</u>	3-6-4	DNP	9-5-2	<u>8-2-3</u>
Jan. 8	Penn State	W, 74-67	<u>14-2-1</u>	0-0-2	2-1-0	DNP	<u>3-1-0</u>	DNP	<u>6-6-1</u>	DNP	DNP	<u>12-7-1</u>	3-0-1	DNP	21-9-2	<u>13-3-6</u>
Jan. 14	Nebraska	W, 92-65	<u>8-7-1</u>	8-3-2	10-2-0	6-4-0	<u>0-2-2</u>	0-0-0	<u>22-9-0</u>	0-0-0	0-1-0	<u>17-4-5</u>	0-0-2	2-1-1	10-5-3	<u>9-3-3</u>
Jan. 17	[17] Illinois	W, 96-88	<u>4-4-1</u>	11-2-2	0-2-0	3-2-0	<u>3-0-0</u>	DNP	<u>20-8-1</u>	DNP	DNP	<u>19-8-2</u>	0-1-0	DNP	14-7-5	<u>22-8-2</u>
Jan. 20	Indiana															
Jan. 23	Northwestern															
Jan. 27	Iowa															
Jan. 30	Ohio State															
Feb. 2	Minnesota															
Feb. 5	Michigan															
Feb. 10	Illinois															
Feb. 13	Ohio State															
Feb. 16	Northwestern															
Feb. 20	Rutgers															
Feb. 26	Michigan State															
Mar. 1	Wisconsin															
Mar. 5	Indiana															
Mar. 9-13	Big Ten Tournament															

GAME 18 // [4] PURDUE vs. INDIANA // JANUARY 20, 2022

INSIDE THE NUMBERS					PURDUE'S RECORD WHEN...														
10+ POINTS			2022	CAREER	CONSECUTIVE GAMES WITH A 3-PT			FIRST SUB	2022	CAREER	Category	2021-22	Painter	Str.					
Trevion Williams			12 (11-1)	54 (34-20)	Sasha Stefanovic			18	Trevion Williams	12	29	All Games	15-2	370-186	W-3				
Sasha Stefanovic			9 (9-0)	32 (27-5)	Eric Hunter Jr.			2	Eric Hunter Jr.	8	27	At Home	9-1	231-42	W-1				
Eric Hunter Jr.			1 (1-0)	32 (23-9)	Brandon Newman			2	Zach Edey	3	25	On Road	2-1	79-93	W-2				
Jaden Ivey			16 (14-2)	30 (24-6)	Isaiah Thompson			1	Isaiah Thompson	2	19	At Neutral Sites	4-0	60-51	W-4				
Zach Edey			12 (10-2)	23 (17-6)	CONSECUTIVE FREE THROWS MADE				Ethan Morton	4	7	vs. Big Ten Foes	4-2	195-125	W-3				
Brandon Newman			4 (4-0)	16 (13-3)	Mason Gillis			21	Sasha Stefanovic		5	Big Ten Regular-Season	4-2	184-111	W-3				
Isaiah Thompson			4 (4-0)	14 (9-5)	Isaiah Thompson			9	Mason Gillis	1	3	Big Ten Tournament		11-14	L-3				
Mason Gillis			4 (4-0)	8 (8-0)	Eric Hunter Jr.			5	Jaden Ivey		3	At Home	2-1	114-33	W-1				
Caleb Furst			4 (4-0)	4 (4-0)	Trevion Williams			4				On Road	2-1	70-78	W-2				
20+ POINTS			2022	CAREER	Zach Edey			2	FIRST POINTS	2P	3P	FT	No.	At Neutral Site	L-3				
Trevion Williams			5 (4-1)	14 (8-6)	Matt Frost			2	Zach Edey	8				8	vs. Non-Conference Foes	11-0	175-61	W-11	
Zach Edey			7 (6-1)	9 (8-1)	Ethan Morton			2	Sasha Stefanovic	2	2	1	5	7-0	117-9	W-14			
Sasha Stefanovic			3 (3-0)	7 (6-1)	Jared Wulbrun			2	Jaden Ivey	2				9-16	L-1	vs. Ranked Opponent	3-1	57-89	W-1
Jaden Ivey			4 (4-0)	6 (5-1)	Brandon Newman			1	Caleb Furst	1				49-36	W-4	vs. Unranked Opponent	12-1	313-97	W-6
Brandon Newman				2 (2-0)	TEAM			6	Trevion Williams	1				14-18	W-2	In Overtime	2-0	14-18	W-2
30+ POINTS			2022	CAREER	OPENING TIPS			WON	LOST	POINTS LEADER			2022	CAREER	Leading at Halftime	13-0	303-51	W-18	
Trevion Williams				2 (1-1)	Zach Edey			10 (9-1)	3 (3-0)	Trevion Williams			4 (3-1)	27 (12-15)	Trailing at Halftime	2-2	53-124	L-1	
10+ REBOUNDS			2022	CAREER	Trevion Williams			1 (1-0)	3 (2-1)	Sasha Stefanovic			3 (3-0)	13 (10-3)	Tied at Halftime		13-12	W-1	
Trevion Williams			6 (5-1)	30 (15-15)	TOTALS			11 (10-1)	6 (5-1)	Zach Edey			6 (5-1)	11 (8-3)	Games Decided by 1-9 Pts.	5-2	129-109	W-2	
Zach Edey			4 (3-1)	5 (4-1)	DUNKS			2022	CAREER	Jaden Ivey			5 (5-0)	8 (7-1)	3 Points or Less	0-1	41-34	L-2	
Caleb Furst			1 (1-0)	1 (1-0)	Zach Edey			31	65	Eric Hunter Jr.				6 (6-0)	4-6 Points	1-1	39-35	L-1	
Jaden Ivey			1 (1-0)	1 (1-0)	Trevion Williams			13	39	Brandon Newman			4 (3-1)	2 (2-0)	7-9 Points	4-0	49-40	W-4	
20+ REBOUNDS			2022	CAREER	Caleb Furst			9	9	Isaiah Thompson				2 (2-0)	Games Decided by 10+ Pts.	10-0	241-77	W-14	
Trevion Williams				1 (0-1)	Eric Hunter Jr.			1	5	Sasha Stefanovic			1 (1-0)	3 (2-1)	10-19 Points	2-0	122-61	W-5	
DOUBLE-DOUBLES			2022	CAREER	Brandon Newman				3	Mason Gillis				2 (2-0)	20-Plus Points	8-0	119-16	W-12	
Trevion Williams			5 (4-1)	26 (11-15)	Sasha Stefanovic			1	1	Eric Hunter Jr.			2 (2-0)	2 (2-0)	Purdue Shoots 48% or Better	12-0	177-17	W-17	
Zach Edey			4 (3-1)	5 (4-1)	TOTALS			73		Caleb Furst			2 (2-0)	2 (2-0)	Purdue Shoots Less Than 48%	3-2	193-169	W-1	
Caleb Furst			1 (1-0)	1 (1-0)	AND-ONES			CHANCES	PCT.	Zach Edey			2 (2-0)	2 (2-0)	Opp. Shoots 48% or Better	0-1	31-76	L-8	
Jaden Ivey			1 (1-0)	1 (1-0)	Mason Gillis			2-2	1.000	Jaden Ivey			1 (1-0)	3 (2-1)	Opp. Shoots Less Than 48%	15-1	339-110	W-3	
STATSHEET STUFFER			2022	CAREER	Ethan Morton			2-2	1.000	Sasha Stefanovic			1 (1-0)	3 (2-1)	Purdue Shoots Better Than Opp.	15-0	305-42	W-31	
Trevion Williams			3 (3-0)	7 (5-2)	Eric Hunter Jr.			1-1	1.000	Mason Gillis				2 (2-0)	Opp. Shoots Better / Equal %	0-2	65-144	L-5	
Jaden Ivey			2 (2-0)	3 (2-1)	Brandon Newman			1-1	1.000	Eric Hunter Jr.			2 (2-0)	2 (2-0)	Purdue Outrebounds Opp.	13-2	275-77	W-2	
Eric Hunter Jr.				1 (1-0)	Isaiah Thompson			1-1	1.000	Caleb Furst			2 (2-0)	2 (2-0)	Opp. Outreb. / Equals Purdue	2-0	95-109	W-2	
► At least five in three categories (pt, reb, ast, stl, blk).					Caleb Furst			2-3	.667	Brandon Newman			1 (1-0)	3 (2-1)	Purdue Has More FT Attempts	13-1	268-39	W-3	
CONSECUTIVE 10+ POINT GAMES					Trevion Williams			9-14	.643	Isaiah Thompson				19 (14-5)	Opp. Has More / Equal FT Att.	2-1	102-147	W-1	
Jaden Ivey				14	Jaden Ivey			5-8	.625	Caleb Furst			2 (1-1)	3 (1-2)	Purdue Makes 10+ 3-Ptrs.	8-0	92-17	W-18	
Trevion Williams				3	Zach Edey			6-10	.600	Jaden Ivey			5 (4-1)	12 (8-4)	Purdue Makes 0-4 3-Ptrs.		55-69	W-1	
Zach Edey				2	Carson Barrett			0-1	.000	Mason Gillis				4 (3-1)	Opp. Makes 10+ 3-Ptrs.	6-0	45-32	W-6	
Eric Hunter Jr.				1	Chase Martin			0-1	.000	Ethan Morton			2 (1-1)	3 (1-2)	Opp. Makes 0-4 3-Ptrs.		120-39	W-2	
Sasha Stefanovic				1	TOTALS			29-44	.659	Isaiah Thompson			1 (1-0)	2 (2-0)	Purdue Has 0-9 Turnovers	3-0	102-43	W-3	
										Brandon Newman			1 (1-0)	1 (0-1)	Purdue Has 10-15 Turnovers	10-2	209-95	W-2	
															Purdue Has 16+ Turnovers	2-0	59-48	W-4	
															Opp. Has 0-9 Turnovers	5-1	70-64	W-1	
															Opp. Has 10-15 Turnovers	9-1	174-95	W-4	
															Opp. Has 16+ Turnovers	1-0	126-27	W-3	
															Purdue Has Fewer TDs	4-1	210-66	W-3	
															Purdue Has More / Equal TDs	11-1	160-120	W-1	
															Purdue Wins Reb. & TO Margin	2-1	135-15	W-2	
															Purdue Scores 0-49 Pts.		2-9	L-1	
															Purdue Scores 50-59 Pts.		11-49	L-1	
															Purdue Scores 60-69 Pts.	0-2	94-78	L-3	
															Purdue Scores 70-79 Pts.	4-0	124-38	W-4	
															Purdue Scores 80-89 Pts.	2-0	90-12	W-15	
															Purdue Scores 90+ Pts.	10-0	49-0	W-111	
															Opp. Scores 0-49 Pts.	2-0	54-1	W-24	
															Opp. Scores 50-59 Pts.	2-0	110-6	W-6	
															Opp. Scores 60-69 Pts.	5-0	134-53	W-7	
															Opp. Scores 70-79 Pts.	3-2	58-78	L-1	
															Opp. Scores 80-89 Pts.	2-0	10-39	W-2	
															Opp. Scores 90+ Pts.	1-0	4-9	W-3	
															0-1 Player in Double Figures		6-9	W-1	
															2 Players in Double Figures	0-1	56-57	L-2	
															3 Players in Double Figures	4-1	145-90	W-2	
															4 Players in Double Figures	5-0	112-21	W-11	
															5+ Players in Double Figures	6-0	51-9	W-15	
															In November	7-0	79-23	W-7	
															In December	5-1	93-31	W-4	
															In January	3-1	82-50	W-3	
															In February		72-40	W-3	
															In March		44-42	L-2	
															On Sunday	2-0	48-27	W-4	
															On Monday	2-1	12-6	W-1	
															On Tuesday	3-0	63-28	W-5	
															On Wednesday	1-0	61-29	W-5	
															On Thursday	0-1	33-24	L-2	
															On Friday	4-0	42-15	W-4	
															On Saturday	3-0	111-56	W-7	
															Wearing White Uniforms	8-0		W-8	
															Wearing Throwback Uniforms	0-1		L-1	
															Wearing Black Uniforms	5-1		W-4	
															Wearing Gold Uniforms	1-0		W-14	
															Wearing Gray Uniforms	1-0		W-1	
PURDUESPORTS.COM   @BOILERBALL																			

PURDUE / OPPONENT STATISTICAL BREAKDOWNS																								
All Games	Record	FG	FGA	Pct.	3P	3PA	Pct.	FT	FTA	Pct.	Off.	Def.	Avg.	F	DQ	Ast.	TO	Blk.	Stl.	1st	2nd	OT	Avg.	
All Games	15-2	508	1011	.502	166	412	.403	283	386	.733	207	492	41.1	245	1	310	201	66	91	708	714	43	86.2	
		430	1042	.413	147	446	.330	145	214	.678	148	341	28.8	337	13	223	186	33	92	496	631	25	67.8	
Home	9-1	304	597	.509	106	255	.416	181	250	.724	133	301	43.4	134	0	200	125	42	54	463	432	0	89.5	
		245	614	.399	83	265	.313	76	112	.679	84	189	27.3	209	9	128	113	13	54	284	365	0	64.9	
Away	2-1	84	187	.449	24	68	.353	46	61	.754	36	75	37.0	46	0	37	32	7	17	107	104	27	79.3	
		83	180	.461	27	69	.391	32	44	.727	22	74	32.0	55	1	47	35	8	19	92	114	19	75.0	
Neutral	4-0	120	227	.529	36	89	.404	56	75	.747	38	116	38.5	65	1	73	44	17	20	138	178	16	83.0	
		102	248	.411	37	112	.330	37	58	.638	42	78	30.0	73	3	48	38	12	19	120	152	6	69.5	
Big Ten Reg-Seas.	Record	FG	FGA	Pct.	3P	3PA	Pct.	FT	FTA	Pct.	Off.	Def.	Avg.	F	DQ	Ast.	TO	Blk.	Stl.	1st	2nd	OT	Avg.	
All Games	4-2	160	358	.447	49	136	.360	107	49	.718	71	163	39.0	97	0	89	71	14	31	218	231	27	79.3	
		161	359	.448	46	133	.346	66	98	.673	45	146	31.8	127	6	86	68	11	36	180	235	19	72.3	
Home	2-1	76	171	.444	25	68	.368	61	88	.693	35	88	41.0	51	0	52	39	7	14	111	127	0	79.3	
		78	179	.436	19	64	.297	34	54	.630	23	72	31.7	72	5	39	33	3	17	88	121	0	69.7	
Away	2-1	84	187	.449	24	68	.353	46	61	.754	36	75	37.0	46	0	37	32	7	17	107	104	27	79.3	
		83	180	.461	27	69	.391	32	44	.727	22	74	32.0	55	1	47	35	8	19	92	114	19	75.0	
Current Streak	Streak	FG	FGA	Pct.	3P	3PA	Pct.	FT	FTA	Pct.	Off.	Def.	Reb.	F	DQ	Ast.	TO	Blk.	Stl.	1st	2nd	OT	Avg.	
Overall	Win-3	91	191	.476	26	71	.366	54	72	.750	34	83	39.0	45	0	46	30	10	16	120	115	27	87.3	
		84	189	.444	28	74	.378	24	39	.615	25	75	33.3	57	2	43	36	7	17	89	112	19	73.3	
Month	Record	FG	FGA	Pct.	3P	3PA	Pct.	FT	FTA	Pct.	Off.	Def.	Avg.	F	DQ	Ast.	TO	Blk.	Stl.	1st	2nd	OT	Avg.	
November	7-0	226	415	.545	76	172	.442	119	156	.763	86	212	42.6	90	0	138	87	29	41	324	323	0	92.4	
		167	435	.384	61	202	.302	54	73	.740	64	122	26.6	128	4	85	77	11	35	201	248	0	64.1	
December	5-1	168	349	.481	56	149	.376	95	134	.709	74	170	40.7	93	1	107	72	27	32	240	231	16	81.2	
		152	358	.425	52	146	.356	53	83	.639	50	119	28.2	130	4	82	66	13	35	177	226	6	68.2	
January	3-1	114	247	.462	34	91	.374	69	96	.719	47	110	39.3	62	0	65	42	10	18	144	160	27	82.8	
		111	249	.446	34	98	.347	38	58	.655	34	100	33.5	79	5	56	43	9	22	118	157	19	73.5	
February																								
March																								
April																								
vs. Ranked / UR	Record	FG	FGA	Pct.	3P	3PA	Pct.	FT	FTA	Pct.	Off.	Def.	Avg.	F	DQ	Ast.	TO	Blk.	Stl.	1st	2nd	OT	Avg.	
Ranked Teams	3-1	117	240	.488	36	84	.429	68	92	.739	39	116	38.8	66	0	70	44	6	15	133	178	27	84.5	
		116	264	.439	43	120	.358	45	63	.714	39	97	34.0	80	6	56	33	11	17	123	178	19	80.0	
Unranked Teams	12-1	391	771	.507	130	328	.396	215	294	.731	168	376	41.8	179	1	240	157	60	76	575	536	16	86.7	
		314	778	.404	104	326	.319	100	151	.662	109	244	27.2	257	7	167	153	22	75	373	453	6	64.0	
Results	Record	FG	FGA	Pct.	3P	3PA	Pct.	FT	FTA	Pct.	Off.	Def.	Avg.	F	DQ	Ast.	TO	Blk.	Stl.	1st	2nd	OT	Avg.	
Wins	15-0	460	894	.515	151	366	.413	257	346	.743	178	446	41.6	211	1	281	177	64	81	649	636	43	88.5	
		378	934	.405	134	408	.328	118	177	.667	134	294	28.5	296	10	192	163	29	79	649	636	43	67.2	
Losses	0-2	48	117	.410	15	46	.326	26	40	.650	29	46	37.5	34	0	29	24	2	10	59	78	0	68.5	
		52	108	.481	13	38	.342	27	37	.730	14	47	30.5	41	3	31	23	4	13	65	79	0	72.0	
5-Game	Record	FG	FGA	Pct.	3P	3PA	Pct.	FT	FTA	Pct.	Off.	Def.	Reb.	F	DQ	Ast.	TO	Blk.	Stl.	1st	2nd	OT	Avg.	
Games 1-5	5-0	157	297	.529	55	130	.423	88	118	.746	62	147	41.8	76	0	96	62	18	32	224	233	0	91.4	
		124	309	.401	48	150	.320	48	65	.738	45	94	27.8	97	3	65	55	8	22	152	192	0	68.8	
Games 6-10	4-1	145	289	.502	41	108	.380	86	116	.741	59	150	41.8	65	0	84	68	24	28	201	200	16	83.4	
		119	298	.399	33	108	.306	46	63	.730	37	97	26.8	102	3	60	60	8	34	142	169	6	63.4	
Games 11-15	4-1	143	292	.490	53	127	.417	64	93	.688	62	132	38.8	73	1	98	49	16	21	198	205	0	80.6	
		129	301	.429	46	136	.338	34	58	.586	50	96	29.2	94	5	69	46	14	25	143	195	0	67.6	
Games 16-20	2-0	63	133	.474	17	47	.362	45	59	.763	24	63	43.5	31	0	32	22	8	10	85	76	27	94.0	
		58	134	.433	20	52	.385	17	28	.607	16	54	35.0	44	2	29	25	3	11	59	75	19	76.5	
Games 21-25																								
Games 26-30																								
Games 31-35																								
Games 36-40																								
Postseason	Record	FG	FGA	Pct.	3P	3PA	Pct.	FT	FTA	Pct.	Off.	Def.	Reb.	F	DQ	Ast.	TO	Blk.	Stl.	1st	2nd	OT	Avg.	
Overall																								
Big Ten																								
NCAA																								

INDIVIDUAL GAME-BY-GAME STATISTICS														
#0   MASON GILLIS														
Date	Opponent	Min.	FG	3FG	FT	O-D-T	PF	A	TO	B	S	Pts.		
N9	Bellarmine				-- DID NOT PLAY --									
N12	Indiana State				-- DID NOT PLAY --									
N16	Wright State				-- DID NOT PLAY --									
N20	vs. [18] North Carolina				-- DID NOT PLAY --									
N21	vs. [5] Villanova	10	0-1	0-1	0-0	1-0-1	1	0	0	0	0	0		
N26	Omaha	17	2-2	1-1	1-1	2-3-5	0	0	0	1	0	6		
N30	Florida State	19	2-4	0-2	2-2	1-2-3	1	0	0	0	1	6		
D3	Iowa	18	2-3	2-2	6-6	1-2-3	3	1	1	1	0	12		
D9	at Rutgers	12	0-1	0-1	0-0	0-1-1	2	0	0	1	0	0		
D12	vs. North Carolina State	22	3-5	1-2	2-2	2-2-4	4	0	0	0	0	9		
D18	vs. Butler	19	1-2	0-0	4-4	2-2-4	1	1	0	0	0	6		
D20	Incarinate Word	21	4-9	2-5	0-0	2-1-3	3	2	0	0	0	10		
D29	• Nicholls	18	3-4	2-3	2-2	0-4-4	2	1	1	2	0	10		
J3	• Wisconsin	23	3-4	3-4	0-0	1-3-4	1	0	2	0	0	9		
J8	• at Penn State	25	4-5	3-4	3-3	1-1-2	2	1	1	0	1	14		
J14	• Nebraska	24	3-8	2-4	0-0	1-6-7	2	1	0	0	2	8		
J17	at [17] Illinois	43	2-3	0-1	0-0	1-3-4	1	1	2	0	0	4		
J20	at Indiana													
J23	Northwestern													
J27	at Iowa													
J30	Ohio State													
F2	at Minnesota													
F5	Michigan													
F10	Illinois													
F13	Maryland													
F16	at Northwestern													
F20	Rutgers													
F26	at Michigan State													
M1	at Wisconsin													
M5	Indiana													
M9-13	Big Ten Tournament													
#2   ERIC HUNTER JR.														
Date	Opponent	Min.	FG	3FG	FT	O-D-T	PF	A	TO	B	S	Pts.		
N9	Bellarmine	19	2-6	2-6	0-0	0-1-1	0	1	0	0	1	6		
N12	Indiana State	19	0-2	0-1	0-0	0-1-1	1	3	2	0	0	0		
N16	Wright State	22	1-4	0-1	0-0	1-1-2	1	4	0	0	1	2		
N20	vs. [18] North Carolina	24	2-2	0-0	2-4	0-2-2	0	0	0	0	2	6		
N21	vs. [5] Villanova	19	0-1	0-1	3-4	1-2-3	2	1	2	0	0	3		
N26	• Omaha	18	2-4	0-0	0-0	1-0-1	0	2	1	0	0	4		
N30	Florida State	18	2-3	0-0	0-0	0-0-0	1	2	1	0	0			

## INDIVIDUAL GAME-BY-GAME STATISTICS

## #11 | ISAIAH THOMPSON

Date	Opponent	Min.	FG	3FG	FT	O-D-T	PF	A	TO	B	S	Pts.
N9	• Bellarmine	24	5-9	5-8	0-0	0-1-1	1	4	0	0	0	15
N12	• Indiana State	21	1-3	1-3	1-3	0-1-1	2	1	0	0	0	4
N16	• Wright State	21	0-3	0-2	0-0	0-0-0	0	3	0	0	0	0
N20	• vs. [18] North Carolina	16	1-2	1-2	0-0	0-0-0	2	2	0	0	0	3
N21	• vs. [5] Villanova	21	4-5	4-5	0-0	0-0-0	2	0	2	0	0	12
N26	• Omaha	19	2-3	1-1	1-1	0-3-3	1	1	1	0	0	6
N30	• Florida State	22	4-4	2-2	2-2	1-1-2	0	1	1	0	1	12
D3	• Iowa	16	0-0	0-0	5-6	1-0-1	0	1	1	0	0	5
D9	• at Rutgers	14	0-2	0-2	0-0	0-2-2	1	0	0	0	0	0
D12	• vs. North Carolina State	15	0-1	0-1	0-0	1-0-1	2	2	0	0	2	0
D18	• vs. Butler	20	2-6	2-4	0-0	0-0-0	1	2	2	0	0	6
D20	• Incarnate Word	20	2-6	2-5	2-2	2-0-2	1	0	0	0	0	8
D29	• Nicholls	21	5-7	3-5	2-2	0-2-2	2	1	0	0	0	15
J3	• Wisconsin	20	0-2	0-2	0-0	1-2-3	1	2	1	0	0	0
J8	• at Penn State	25	1-4	1-4	0-0	1-0-1	0	0	0	0	0	3
J14	• Nebraska	21	0-6	0-6	0-0	0-2-2	1	2	2	0	1	0
J17	• at [17] Illinois	18	1-4	1-4	0-0	0-0-0	0	0	0	0	0	3
J20	at Indiana											
J23	Northwestern											
J27	at Iowa											
J30	Ohio State											
F2	at Minnesota											
F5	Michigan											
F10	Illinois											
F13	Maryland											
F16	at Northwestern											
F20	Rutgers											
F26	at Michigan State											
M1	at Wisconsin											
M5	Indiana											
M9-13	Big Ten Tournament											

## #14 | JARED WULBRUN

Date	Opponent	Min.	FG	3FG	FT	O-D-T	PF	A	TO	B	S	Pts.
N9	Bellarmine	2	0-0	0-0	0-0	0-1-1	0	0	0	0	0	0
N12	Indiana State	2	0-0	0-0	0-0	0-0-0	0	0	0	0	0	0
N16	Wright State	2	0-1	0-1	2-2	0-0-0	0	0	0	0	0	2
N20	vs. [18] North Carolina					-- DID NOT PLAY --						
N21	vs. [5] Villanova					-- DID NOT PLAY --						
N26	Omaha	3	0-1	0-0	0-0	0-0-0	0	0	0	0	0	0
N30	Florida State					-- DID NOT PLAY --						
D3	Iowa					-- DID NOT PLAY --						
D9	at Rutgers					-- DID NOT PLAY --						
D12	vs. North Carolina State					-- DID NOT PLAY --						
D18	vs. Butler	2	0-0	0-0	0-0	0-0-0	0	0	0	0	0	0
D20	Incarnate Word	3	0-0	0-0	0-0	0-0-0	0	0	0	0	0	0
D29	Nicholls	1	0-0	0-0	0-0	0-0-0	0	0	0	0	0	0
J3	Wisconsin					-- DID NOT PLAY --						
J8	at Penn State					-- DID NOT PLAY --						
J14	Nebraska	1	0-0	0-0	0-0	0-0-0	1	0	0	0	0	0
J17	at [17] Illinois					-- DID NOT PLAY --						
J20	at Indiana											
J23	Northwestern											
J27	at Iowa											
J30	Ohio State											
F2	at Minnesota											
F5	Michigan											
F10	Illinois											
F13	Maryland											
F16	at Northwestern											
F20	Rutgers											
F26	at Michigan State											
M1	at Wisconsin											
M5	Indiana											
M9-13	Big Ten Tournament											

## #15 | ZACH EDEY

Date	Opponent	Min.	FG	3FG	FT	O-D-T	PF	A	TO	B	S	Pts.
N9	• Bellarmine	22	4-5	0-0	8-10	5-4-9	1	0	3	1	0	16
N12	• Indiana State	18	8-9	0-0	6-7	4-6-10	2	3	1	3	0	22
N16	• Wright State	18	8-12	0-0	2-3	5-7-12	2	1	3	2	2	18
N20	• vs. [18] North Carolina	18	4-7	0-0	1-2	0-3-3	3	2	4	0	0	9
N21	• vs. [5] Villanova	20	9-12	0-0	3-3	3-3-6	2	0	1	0	0	21
N26	• Omaha	16	6-7	0-0	8-8	0-6-6	0	1	1	3	1	20
N30	• Florida State	19	6-9	0-0	0-1	3-1-4	1	0	0	1	0	12
D3	• Iowa	16	2-4	0-0	2-3	2-5-7	3	0	3	1	1	6
D9	• at Rutgers	16	5-8	0-0	3-5	3-3-6	2	1	3	1	0	13
D12	• vs. North Carolina State	12	4-7	0-0	1-3	1-6-7	0	0	2	2	0	9
D18	vs. Butler	20	6-8	0-0	2-2	2-9-11	1	0	1	2	0	14
D20	Incarnate Word	15	6-7	0-0	1-4	6-3-9	3	4	2	1	0	13
D29	Nicholls	16	7-8	0-0	7-9	2-3-5	2	4	0	2	1	21
D12	• vs. Wisconsin	20	10-17	0-0	4-8	5-5-10	3	2	4	0	0	24
J8	• at Penn State	10	3-4	0-0	0-0	1-5-6	4	1	2	0	0	6
J14	• Nebraska	20	9-12	0-0	4-9	4-5-9	2	0	0	2	0	22
J17	• at [17] Illinois	27	9-14	0-0	2-2	3-5-8	2	1	0	2	1	20
J20	at Indiana											
J23	Northwestern											
J27	at Iowa											
J30	Ohio State											
F2	at Minnesota											
F5	Michigan											
F10	Illinois											
F13	Maryland											
F16	at Northwestern											
F20	Rutgers											
F26	at Michigan State											
M1	at Wisconsin											
M5	Indiana											
M9-13	Big Ten Tournament											

## #21 | MATT FROST

Date	Opponent	Min.	FG	3FG	FT	O-D-T	PF	A	TO	B	S	Pts.
N9	Bellarmine	2	0-0	0-0	0-0	0-0-0	0	0	0	0	0	0
N12	Indiana State	2	0-0	0-0	0-0	0-0-0	0	0	0	0	0	0
N16	Wright State	2	1-1	0-0	0-0	1-0-1	1	0	0	0	1	2
N20	vs. [18] North Carolina					-- DID NOT PLAY --						
N21	vs. [5] Villanova					-- DID NOT PLAY --						
N26	Omaha	3	0-3	0-0	0-0	2-0-2	0	0	0	0	0	0
N30	Florida State					-- DID NOT PLAY --						
D3	Iowa					-- DID NOT PLAY --						
D9	at Rutgers					-- DID NOT PLAY --						
D12	vs. North Carolina State					-- DID NOT PLAY --						
D18	vs. Butler	2	0-0	0-0	0-0	0-0-0	0	0	0	0	0	0
D20	Incarnate Word	3	0-0	0-0	2-2	0-0-0	0	0	0	0	0	2
D29	Nicholls	1	0-1	0-0	0-0	0-0-0	1	0	0	0	0	0
J3	Wisconsin					-- DID NOT PLAY --						
J8	at Penn State					-- DID NOT PLAY --						
J14	Nebraska	1	0-0	0-0	0-0	0-0-0	0	0	1	0	0	0
J17	at [17] Illinois					-- DID NOT PLAY --						
J20	at Indiana											
J23	Northwestern											
J27	at Iowa											
J30	Ohio State											
F2	at Minnesota											
F5	Michigan											
F10	Illinois											
F13	Maryland											
F16	at Northwestern											
F20	Rutgers											
F26	at Michigan State											
M1	at Wisconsin											
M5	Indiana											
M9-13	Big Ten Tournament											



GAME 18 // [4] PURDUE vs. INDIANA // JANUARY 20, 2022

INDIVIDUAL GAME-BY-GAME STATISTICS														
#22   CHASE MARTIN														
Date	Opponent	Min.	FG	3FG	FT	O-D-T	PF	A	TO	B	S	Pts.		
N9	Bellarmine	2	0-0	0-0	0-0	0-0-0	1	0	0	0	0	0		
N12	Indiana State	2	0-0	0-0	0-2	0-0-0	0	0	0	0	1	0		
N16	Wright State	2	0-0	0-0	0-0	0-0-0	1	0	1	0	0	0		
N20	vs. [18] North Carolina					-- DID NOT PLAY --								
N21	vs. [5] Villanova					-- DID NOT PLAY --								
N26	Omaha	3	1-1	0-0	0-1	0-1-1	0	1	1	0	0	2		
N30	Florida State					-- DID NOT PLAY --								
D3	Iowa					-- DID NOT PLAY --								
D9	at Rutgers					-- DID NOT PLAY --								
D12	vs. North Carolina State					-- DID NOT PLAY --								
D18	vs. Butler	2	0-3	0-0	0-0	0-0-0	1	0	0	0	0	0		
D20	Incarnate Word	2	0-0	0-0	0-0	0-0-0	0	0	0	0	0	0		
D29	Nicholls	1	0-1	0-0	0-0	0-0-0	0	0	0	0	0	0		
J3	Wisconsin					-- DID NOT PLAY --								
J8	at Penn State					-- DID NOT PLAY --								
J14	Nebraska	1	0-0	0-0	0-0	0-1-1	0	0	0	0	0	0		
J17	at [17] Illinois					-- DID NOT PLAY --								
J20	at Indiana													
J23	Northwestern													
J27	at Iowa													
J30	Ohio State													
F2	at Minnesota													
F5	Michigan													
F10	Illinois													
F13	Maryland													
F16	at Northwestern													
F20	Rutgers													
F26	at Michigan State													
M1	at Wisconsin													
M5	Indiana													
M9-13	Big Ten Tournament													

#25   ETHAN MORTON														
Date	Opponent	Min.	FG	3FG	FT	O-D-T	PF	A	TO	B	S	Pts.		
N9	Bellarmine	18	2-3	0-0	1-1	1-3-4	1	3	0	0	4	5		
N12	Indiana State	16	1-2	0-0	0-0	0-1-1	2	1	1	0	2	2		
N16	Wright State	19	1-3	1-2	0-0	0-3-3	2	2	0	2	1	3		
N20	vs. [18] North Carolina	16	1-4	0-1	0-0	0-2-2	2	0	0	0	0	2		
N21	vs. [5] Villanova	8	0-0	0-0	0-0	0-1-1	1	0	0	0	0	0		
N26	Omaha	17	1-2	1-1	0-0	0-3-3	0	4	0	0	0	3		
N30	Florida State	12	0-1	0-1	0-0	0-0-0	0	4	2	0	1	0		
D3	Iowa	9	1-2	1-1	0-0	0-0-0	0	2	0	0	0	3		
D9	at Rutgers	24	0-2	0-1	1-2	2-1-3	1	1	0	0	0	1		
D12	vs. North Carolina State	24	2-2	0-0	2-2	0-1-1	1	2	0	0	0	6		
D18	vs. Butler	19	1-1	1-1	1-2	0-1-1	0	3	1	0	1	4		
D20	Incarnate Word	19	1-1	1-1	0-0	0-0-0	1	2	2	0	0	3		
D29	Nicholls	22	3-5	0-1	1-1	0-2-2	2	7	0	0	0	7		
J3	Wisconsin	20	1-2	1-1	0-0	0-6-6	4	4	0	0	2	3		
J8	at Penn State	17	0-3	0-2	3-4	0-0-0	0	1	0	0	2	3		
J14	Nebraska	14	0-1	0-1	0-0	0-0-0	0	2	0	2	0	0		
J17	at [17] Illinois	9	0-0	0-0	0-0	1-0-1	1	0	1	0	0	0		
J20	at Indiana													
J23	Northwestern													
J27	at Iowa													
J30	Ohio State													
F2	at Minnesota													
F5	Michigan													
F10	Illinois													
F13	Maryland													
F16	at Northwestern													
F20	Rutgers													
F26	at Michigan State													
M1	at Wisconsin													
M5	Indiana													
M9-13	Big Ten Tournament													

#23   JADEN IVEY														
Date	Opponent	Min.	FG	3FG	FT	O-D-T	PF	A	TO	B	S	Pts.		
N9	• Bellarmine	25	4-11	1-5	2-3	0-5-5	1	3	4	0	2	11		
N12	• Indiana State	29	10-13	2-4	5-7	2-6-8	2	4	3	0	2	27		
N16	• Wright State	23	2-8	0-3	4-5	0-6-6	2	3	3	0	1	8		
N20	• vs. [18] North Carolina	35	7-17	2-6	4-5	0-10-10	1	6	1	0	2	22		
N21	• vs. [5] Villanova	33	3-9	2-4	2-2	1-6-7	4	7	1	1	0	10		
N26	• Omaha	19	5-6	2-2	0-0	1-1-2	3	2	1	0	2	12		
N30	• Florida State	29	7-11	4-6	0-0	1-5-6	0	2	3	2	1	18		
D3	• Iowa	30	7-13	1-5	4-7	0-2-2	3	2	1	0	2	19		
D9	• at Rutgers	34	5-9	2-5	3-4	0-1-1	3	3	3	0	3	15		
D12	• vs. North Carolina State	40	7-16	2-6	6-9	0-7-7	3	2	2	3	0	22		
D18	• vs. Butler	24	7-10	6-6	2-2	0-5-5	0	2	3	0	1	22		
D20	• Incarnate Word	19	5-10	1-4	1-1	0-5-5	0	4	2	0	1	12		
D29	• Nicholls	29	5-9	3-6	6-8	0-2-2	1	1	4	1	0	19		
J3	• Wisconsin	28	3-9	2-5	6-8	0-3-3	3	3	2	0	0	14		
J8	• at Penn State	37	5-15	2-6	0-2	1-6-7	0	1	1	1	2	12		
J14	• Nebraska	23	5-10	2-5	5-6	2-2-4	2	5	1	0	1	17		
J17	• at [17] Illinois	42	3-10	0-1	13-15	1-7-8	4	2	2	1	2	19		
J20	at Indiana													
J23	Northwestern													
J27	at Iowa													
J30	Ohio State													
F2	at Minnesota													
F5	Michigan													
F10	Illinois													
F13	Maryland													
F16	at Northwestern													
F20	Rutgers													
F26	at Michigan State													
M1	at Wisconsin													
M5	Indiana													
M9-13	Big Ten Tournament													

#34   CARSON BARRETT														
Date	Opponent	Min.	FG	3FG	FT	O-D-T	PF	A	TO	B	S	Pts.		
N9	Bellarmine	2	0-0	0-0	0-0	0-0-0	0	0	1	0	0	0		
N12	Indiana State	2	0-1	0-0	0-0	1-0-1	0	0	0	0	0	0		
N16	Wright State	2	0-1	0-1	0-0	0-0-0	0	0	2	0	0	0		
N20	vs. [18] North Carolina					-- DID NOT PLAY --								
N21	vs. [5] Villanova					-- DID NOT PLAY --								
N26	Omaha	3	1-1	0-0	0-1	0-0-0	1	0	0	0	0	2		
N30	Florida State					-- DID NOT PLAY --								
D3	Iowa					-- DID NOT PLAY --								
D9	at Rutgers					-- DID NOT PLAY --								
D12	vs. North Carolina State					-- DID NOT PLAY --								
D18	vs. Butler					-- DID NOT PLAY --								
D20	Incarnate Word					-- DID NOT PLAY --								
D29	Nicholls					-- DID NOT PLAY --								
J3	Wisconsin					-- DID NOT PLAY --								
J8	at Penn State					-- DID NOT PLAY --								
J14	Nebraska	1	1-1	0-0	0-0	0-1-1	0	1	1	0	0	2		
J17	at [17] Illinois					-- DID NOT PLAY --								
J20	at Indiana													
J23	Northwestern													
J27	at Iowa													
J30	Ohio State													
F2	at Minnesota													
F5	Michigan													
F10	Illinois													
F13	Maryland													
F16	at Northwestern													
F20	Rutgers													
F26	at Michigan State													
M1	at Wisconsin													
M5	Indiana													
M9-13	Big Ten Tournament													

PURDUESPORTS.COM

@BOILERBALL

## INDIVIDUAL GAME-BY-GAME STATISTICS

## #50 | TREVION WILLIAMS

Date	Opponent	Min.	FG	3FG	FT	O-D-T	PF	A	TO	B	S	Pts.
N9	Bellarmine	15	1-1	0-0	2-2	4-3-7	2	3	2	1	0	4
N12	Indiana State	20	3-6	1-1	4-6	2-6-8	2	3	3	4	1	11
N16	Wright State	20	8-11	0-1	4-7	7-6-13	3	3	4	0	2	20
N20	vs. [18] North Carolina	13	8-10	0-0	4-7	1-3-4	4	1	2	0	1	20
N21	vs. [5] Villanova	20	4-8	0-0	1-2	2-2-4	4	2	2	0	3	9
N26	Omaha	21	7-11	0-1	0-0	1-9-10	0	2	3	0	1	14
N30	Florida State	21	4-7	0-0	0-0	2-4-6	0	3	3	0	1	8
D3	Iowa	24	4-12	1-1	4-8	1-17-18	2	3	2	0	1	13
D9	at Rutgers	23	9-17	0-1	3-3	6-5-11	3	1	1	0	1	21
D12	vs. North Carolina State	33	10-14	0-0	2-5	4-8-12	1	9	3	4	2	22
D18	vs. Butler	18	5-6	0-1	0-0	3-3-6	4	2	1	1	0	10
D20	Incarnate Word	17	5-7	0-0	2-4	4-4-8	1	1	1	0	1	12
D29	Nicholls	22	4-8	0-0	1-2	3-8-11	1	8	0	1	1	9
J3	Wisconsin	20	3-8	1-1	2-4	3-2-5	3	2	0	0	0	9
J8	at Penn State	21	9-12	0-0	3-4	6-3-9	4	2	2	1	0	21
J14	Nebraska	19	5-8	0-0	0-0	2-3-5	1	3	1	0	1	10
J17	at [17] Illinois	23	6-18	0-1	2-2	2-5-7	2	5	4	0	0	14
J20	at Indiana											
J23	Northwestern											
J27	at Iowa											
J30	Ohio State											
F2	at Minnesota											
F5	Michigan											
F10	Illinois											
F13	Maryland											
F16	at Northwestern											
F20	Rutgers											
F26	at Michigan State											
M1	at Wisconsin											
M5	Indiana											
M9-13	Big Ten Tournament											

## #55 | SASHA STEFANOVIC

Date	Opponent	Min.	FG	3FG	FT	O-D-T	PF	A	TO	B	S	Pts.
N9	Bellarmine	24	6-8	5-6	6-7	0-2-2	2	3	0	0	0	23
N12	Indiana State	27	2-7	2-5	0-0	0-1-1	1	4	2	0	0	6
N16	Wright State	25	4-8	4-8	0-0	0-4-4	1	0	1	0	1	12
N20	vs. [18] North Carolina	35	7-13	5-11	4-4	0-2-2	1	8	1	0	0	23
N21	vs. [5] Villanova	33	3-10	2-7	2-2	0-3-3	1	6	2	0	1	10
N26	Omaha	20	1-4	1-3	2-3	0-4-4	1	5	3	0	0	5
N30	Florida State	22	3-8	3-7	2-2	0-1-1	2	8	1	0	0	11
D3	Iowa	29	2-6	1-3	3-3	0-1-1	3	2	1	0	0	8
D9	at Rutgers	29	3-10	2-7	1-2	0-2-2	3	2	1	0	0	9
D12	vs. North Carolina State	29	3-7	2-6	4-4	0-2-2	3	2	2	0	0	12
D18	vs. Butler	22	2-3	2-3	2-2	0-4-4	1	3	0	0	0	8
D20	Incarnate Word	20	3-6	2-5	0-0	0-1-1	1	4	0	0	2	8
D29	Nicholls	25	5-11	4-9	0-0	1-1-2	0	4	3	0	1	14
J3	Wisconsin	37	2-8	1-5	3-4	0-2-2	2	3	1	0	0	8
J8	at Penn State	39	5-12	3-8	0-0	0-3-3	2	6	1	0	0	13
J14	Nebraska	27	1-7	1-7	6-6	2-1-3	2	3	2	1	0	9
J17	at [17] Illinois	41	6-11	5-8	5-9	0-8-8	1	2	2	0	0	22
J20	at Indiana											
J23	Northwestern											
J27	at Iowa											
J30	Ohio State											
F2	at Minnesota											
F5	Michigan											
F10	Illinois											
F13	Maryland											
F16	at Northwestern											
F20	Rutgers											
F26	at Michigan State											
M1	at Wisconsin											
M5	Indiana											
M9-13	Big Ten Tournament											

## PURDUE TEAM GAME-BY-GAME

Date	Opponent	Min.	FG	3FG	FT	O-D-T	PF	A	TO	B	S	Pts.
N9	Bellarmine	200	28-56	16-36	24-29	15-27-42	13	21	13	3	7	96
N12	Indiana State	200	31-58	8-20	22-32	12-30-42	14	19	12	8	6	92
N16	Wright State	200	35-67	11-28	15-21	19-37-56	15	18	17	4	9	96
N20	vs. [18] North Carolina	200	34-61	10-23	15-22	4-27-31	16	21	9	2	6	93
N21	vs. [5] Villanova	200	29-55	10-23	12-14	12-26-38	18	17	11	1	4	80
N26	Omaha	200	34-59	9-17	20-24	14-39-53	6	19	12	6	4	97
N30	Florida State	200	35-59	12-25	11-14	10-26-36	8	23	13	5	5	93
D3	Iowa	200	21-50	8-19	27-37	8-34-42	18	14	17	2	5	77
D9	at Rutgers	200	25-61	7-26	11-16	16-19-35	17	10	11	2	8	68
D12	vs. North Carolina State	225	30-60	5-21	17-25	11-32-43	16	18	14	9	6	82
D18	vs. Butler	200	27-51	11-22	12-14	11-31-42	15	17	10	5	4	77
D20	Incarnate Word	200	30-66	11-32	8-15	19-27-46	14	18	11	3	6	79
D29	Nicholls	200	35-61	14-29	20-27	9-27-36	13	30	8	6	3	104
J3	Wisconsin	200	23-56	8-20	15-24	13-27-40	17	19	12	0	2	69
J8	at Penn State	200	28-58	9-24	9-13	10-20-30	14	14	8	2	6	74
J14	Nebraska	200	32-65	9-29	19-27	14-27-41	16	19	10	5	7	92
J17	at [17] Illinois	250	31-68	8-18	26-32	10-36-46	15	13	12	3	3	96
J20	at Indiana											
J23	Northwestern											
J27	at Iowa											
J30	Ohio State											
F2	at Minnesota											
F5	Michigan											
F10	Illinois											
F13	Maryland											
F16	at Northwestern											
F20	Rutgers											
F26	at Michigan State											
M1	at Wisconsin											
M5	Indiana											
M9-13	Big Ten Tournament											

## OPPONENT GAME-BY-GAME

Date	Opponent	Min.	FG	3FG	FT	O-D-T	PF	A	TO	B	S	Pts.
N9	Bellarmine	200	24-59	12-35	7-8	7-15-22	20	15	10	1	5	67
N12	Indiana State	200	25-64	6-26	11-14	10-21-31	25	14	12	0	4	67
N16	Wright State	200	18-59	5-26	11-14	6-17-23	17	8	15	0	6	52
N20	vs. [18] North Carolina	200	31-69	12-29	10-12	12-25-37	20	13	14	5	3	84
N21	vs. [5] Villanova	200	26-58	13-34	9-17	10-16-26	15	15	4	2	4	74
N26	Omaha	200	17-63	5-28	1-2	8-14-22	14	8	9	2	6	40
N30	Florida State	200	26-63	8-24	5-6	11-14-25	17	12	13	1	7	65
D3	Iowa	200	25-62	5-21	15-22	6-24-30	29	12	9	0	6	70
D9	at Rutgers	200	25-48	7-14	13-18	5-22-27	19	18	15	2	7	70
D12	vs. North Carolina State	225	26-62	8-21	12-15	7-23-30	24	10	13	3	7	72
D18	vs. Butler	200	19-59	4-28	6-14	13-14-27	15	10	7	2	5	48
D20	Incarnate Word	200	22-54	12-27	3-5	5-18-23	17	14	11	2	5	59
D29	Nicholls	200	35-73	16-35	4-9	14-18-32	27	18	10	4	4	90
J3	Wisconsin	200	27-60	6-24	14-19	9-25-34	22	13	7	2	5	74
J8	at Penn State	200	26-55	8-22	7-11	9-21-30	13	14	11	4	6	67
J14	Nebraska	200	26-57	8-19	5-13	8-23-31	21	14	17	1	6	65
J17	at [17] Illinois	250	32-77	12-33	12-15	8-31-39	23	15	8	2	5	88
J20	at Indiana											
J23	Northwestern											
J27	at Iowa											
J30	Ohio State											
F2	at Minnesota											
F5	Michigan											
F10	Illinois											
F13	Maryland											
F16	at Northwestern											
F20	Rutgers											
F26	at Michigan State											
M1	at Wisconsin											
M5	Indiana											
M9-13	Big Ten Tournament											

## INDIVIDUAL CAREER STATISTICS

## BARRETT, Carson

				Field Goals		3-Point		F-Throws		Rebounds									Scoring	
SEASON	TEAM	GP-GS	MIN/AVG	FG-FGA	FG%	3FG-3FGA	3FG%	FT-FTA	FT%	OFF	DEF	TOT	AVG	PF-FO	A	TO	BLK	STL	PTS	AVG
2020-21	Purdue	1-0	2/1.8	0-0	.000	0-0	.000	1-2	.500	0	1	1	1.0	0-0	0	0	0	0	1	1.0
2021-22	Purdue	8-0	19/2.3	2-6	.333	0-2	.000	0-1	.000	2	3	5	0.6	2-0	1	4	0	0	4	0.5
TOTAL		9-0	20/2.3	2-6	.333	0-2	.000	1-3	.333	2	4	6	0.7	2-0	1	4	0	0	5	0.6

## EDEY, Zach

				Field Goals		3-Point		F-Throws		Rebounds									Scoring	
SEASON	TEAM	GP-GS	MIN/AVG	FG-FGA	FG%	3FG-3FGA	3FG%	FT-FTA	FT%	OFF	DEF	TOT	AVG	PF-FO	A	TO	BLK	STL	PTS	AVG
2020-21	Purdue	28-2	408/14.6	89-149	.597	0-0	.000	65-91	.714	48	76	124	4.4	64-1	10	38	30	4	243	8.7
2021-22	Purdue	17-13	305/17.9	106-150	.707	0-0	.000	54-79	.684	49	79	128	7.5	33-0	20	30	23	6	266	15.6
TOTAL		45-15	713/15.9	195-299	.652	0-0	.000	119-170	.700	97	155	252	5.6	97-1	30	68	53	10	509	11.3

## FROST, Matt

				Field Goals		3-Point		F-Throws		Rebounds									Scoring	
SEASON	TEAM	GP-GS	MIN/AVG	FG-FGA	FG%	3FG-3FGA	3FG%	FT-FTA	FT%	OFF	DEF	TOT	AVG	PF-FO	A	TO	BLK	STL	PTS	AVG
2019-20	Purdue	9-0	17/1.9	1-2	.500	0-1	.000	0-0	.000	0	1	1	0.1	1-0	0	0	0	0	2	0.2
2020-21	Purdue	2-0	5/2.6	2-2	1.000	1-1	1.000	0-0	.000	0	0	0	0.0	0-0	1	0	0	0	5	2.5
2021-22	Purdue	8-0	17/2.1	1-5	.200	0-0	.000	2-2	1.000	3	0	3	0.4	2-0	0	1	0	1	4	0.5
TOTAL		19-0	39/2.0	4-9	.444	1-2	.500	2-2	1.000	3	1	4	0.2	3-0	1	1	0	1	11	0.6

## FURST, Caleb

				Field Goals		3-Point		F-Throws		Rebounds									Scoring	
SEASON	TEAM	GP-GS	MIN/AVG	FG-FGA	FG%	3FG-3FGA	3FG%	FT-FTA	FT%	OFF	DEF	TOT	AVG	PF-FO	A	TO	BLK	STL	PTS	AVG
2021-22	Purdue	16-12	298/18.6	31-56	.554	6-16	.375	18-27	.667	28	46	74	4.6	15-0	8	14	8	3	86	5.4
TOTAL		16-12	298/18.6	31-56	.554	6-16	.375	18-27	.667	28	46	74	4.6	15-0	8	14	8	3	86	5.4

## GILLIS, Mason

				Field Goals		3-Point		F-Throws		Rebounds									Scoring	
SEASON	TEAM	GP-GS	MIN/AVG	FG-FGA	FG%	3FG-3FGA	3FG%	FT-FTA	FT%	OFF	DEF	TOT	AVG	PF-FO	A	TO	BLK	STL	PTS	AVG
2020-21	Purdue	28-23	622/22.2	46-99	.465	19-54	.352	35-43	.814	44	70	114	4.1	64-2	37	31	2	12	146	5.2
2021-22	Purdue	13-5	270/20.8	29-51	.569	16-30	.533	20-20	1.000	15	30	45	3.5	23-0	8	7	5	4	94	7.2
TOTAL		41-28	892/21.8	75-150	.500	35-84	.417	55-63	.873	59	100	159	3.9	87-2	45	38	7	16	240	5.9

## HUNTER JR., Eric

				Field Goals		3-Point		F-Throws		Rebounds									Scoring	
SEASON	TEAM	GP-GS	MIN/AVG	FG-FGA	FG%	3FG-3FGA	3FG%	FT-FTA	FT%	OFF	DEF	TOT	AVG	PF-FO	A	TO	BLK	STL	PTS	AVG
2018-19	Purdue	36-1	450/12.5	27-89	.303	10-46	.217	15-21	.714	16	34	50	1.4	37-0	39	21	3	13	79	2.2
2019-20	Purdue	31-30	974/31.4	117-282	.415	43-121	.355	51-67	.761	38	63	101	3.3	77-2	82	61	4	32	328	10.6
2020-21	Purdue	24-23	732/30.5	72-194	.371	22-81	.272	38-47	.809	13	40	53	2.2	48-0	67	41	5	26	204	8.5
2021-22	Purdue	17-1	356/21.0	22-57	.386	8-26	.308	11-16	.688	10	16	26	1.5	14-0	29	20	1	9	63	3.7
TOTAL		108-55	2513/23.3	238-622	.383	83-274	.303	115-151	.762	77	153	230	2.1	176-2	217	143	13	80	674	6.2

## IVEY, Jaden

				Field Goals		3-Point		F-Throws		Rebounds									Scoring	
SEASON	TEAM	GP-GS	MIN/AVG	FG-FGA	FG%	3FG-3FGA	3FG%	FT-FTA	FT%	OFF	DEF	TOT	AVG	PF-FO	A	TO	BLK	STL	PTS	AVG
2020-21	Purdue	23-12	557/24.2	89-223	.399	25-97	.258	53-73	.726	19	57	76	3.3	39-0	43	31	16	17	256	11.1
2021-22	Purdue	17-17	497/29.2	91-186	.489	34-79	.430	63-84	.750	9	79	88	5.2	32-0	52	37	9	22	279	16.4
TOTAL		40-29	1054/26.4	180-409	.440	59-176	.335	116-157	.739	28	136	164	4.1	71-0	95	68	25	39	535	13.4



## INDIVIDUAL CAREER STATISTICS

## MARTIN, Chase

				Field Goals		3-Point		F-Throws		Rebounds									Scoring	
SEASON	TEAM	GP-GS	MIN/AVG	FG-FGA	FG%	3FG-3FGA	3FG%	FT-FTA	FT%	OFF	DEF	TOT	AVG	PF-FO	A	TO	BLK	STL	PTS	AVG
2020-21	Purdue	2-0	5/2.6	0-1	.000	0-1	.000	0-0	.000	0	1	1	0.5	0-0	0	0	0	1	0	0.0
2021-22	Purdue	8-0	17/2.1	1-5	.200	0-0	.000	0-3	.000	0	2	2	0.3	3-0	1	2	0	1	2	0.3
TOTAL		10-0	22/2.2	1-6	.167	0-1	.000	0-3	.000	0	3	3	0.3	3-0	1	2	0	2	2	0.2

## MORTON, Ethan

				Field Goals		3-Point		F-Throws		Rebounds									Scoring	
SEASON	TEAM	GP-GS	MIN/AVG	FG-FGA	FG%	3FG-3FGA	3FG%	FT-FTA	FT%	OFF	DEF	TOT	AVG	PF-FO	A	TO	BLK	STL	PTS	AVG
2020-21	Purdue	23-0	201/8.8	5-20	.250	4-14	.286	0-0	.000	2	16	18	0.8	10-0	20	14	1	2	14	0.6
2021-22	Purdue	17-0	283/16.6	15-34	.441	6-14	.429	9-12	.750	4	24	28	1.6	18-0	38	7	4	13	45	2.6
TOTAL		40-0	484/12.1	20-54	.370	10-28	.357	9-12	.750	6	40	46	1.2	28-0	58	21	5	15	59	1.5

## NEWMAN, Brandon

				Field Goals		3-Point		F-Throws		Rebounds									Scoring	
SEASON	TEAM	GP-GS	MIN/AVG	FG-FGA	FG%	3FG-3FGA	3FG%	FT-FTA	FT%	OFF	DEF	TOT	AVG	PF-FO	A	TO	BLK	STL	PTS	AVG
2020-21	Purdue	28-23	663/23.7	78-196	.398	39-103	.379	30-32	.938	11	87	98	3.5	53-1	37	44	11	21	225	8.0
2021-22	Purdue	16-0	230/14.3	29-89	.326	25-72	.347	17-20	.850	2	36	38	2.4	21-1	13	9	3	7	100	6.3
TOTAL		44-23	892/20.3	107-285	.375	64-175	.366	47-52	.904	13	123	136	3.1	74-2	50	53	14	28	325	7.4

## STEFANOVIC, Sasha

				Field Goals		3-Point		F-Throws		Rebounds									Scoring	
SEASON	TEAM	GP-GS	MIN/AVG	FG-FGA	FG%	3FG-3FGA	3FG%	FT-FTA	FT%	OFF	DEF	TOT	AVG	PF-FO	A	TO	BLK	STL	PTS	AVG
2018-19	Purdue	36-0	419/11.6	30-77	.390	25-61	.410	5-14	.357	3	37	40	1.1	43-0	16	25	4	20	90	2.5
2019-20	Purdue	30-22	792/26.4	85-221	.385	64-167	.383	40-49	.816	5	68	73	2.4	62-2	51	41	9	30	274	9.1
2020-21	Purdue	25-21	733/29.3	67-161	.416	50-125	.400	48-57	.842	2	64	66	2.6	44-1	64	27	4	18	232	9.3
2021-22	Purdue	17-17	483/28.4	58-139	.417	45-108	.417	40-48	.833	3	42	45	2.6	27-0	65	23	1	5	201	11.8
TOTAL		108-60	2428/22.5	240-598	.401	184-461	.399	133-168	.792	13	211	224	2.1	176-3	196	116	18	73	797	7.4

## THOMPSON, Isaiah

				Field Goals		3-Point		F-Throws		Rebounds									Scoring	
SEASON	TEAM	GP-GS	MIN/AVG	FG-FGA	FG%	3FG-3FGA	3FG%	FT-FTA	FT%	OFF	DEF	TOT	AVG	PF-FO	A	TO	BLK	STL	PTS	AVG
2019-20	Purdue	31-0	581/18.7	58-164	.354	36-100	.360	21-31	.677	5	28	33	1.1	43-0	21	24	1	13	173	5.6
2020-21	Purdue	28-5	499/17.8	35-85	.412	23-58	.397	24-32	.750	11	27	38	1.4	34-0	27	14	0	5	117	4.2
2021-22	Purdue	17-16	335/19.7	28-67	.418	23-56	.411	13-16	.813	7	14	21	1.2	17-0	22	10	0	4	92	5.4
TOTAL		76-21	1415/18.6	121-316	.383	82-214	.383	58-79	.734	23	69	92	1.2	94-0	70	48	1	22	382	5.0

## WILLIAMS, Trevion

				Field Goals		3-Point		F-Throws		Rebounds									Scoring	
SEASON	TEAM	GP-GS	MIN/AVG	FG-FGA	FG%	3FG-3FGA	3FG%	FT-FTA	FT%	OFF	DEF	TOT	AVG	PF-FO	A	TO	BLK	STL	PTS	AVG
2018-19	Purdue	34-8	350/10.3	78-144	.542	1-3	.333	19-37	.514	61	76	137	4.0	65-1	18	19	15	12	176	5.2
2019-20	Purdue	31-22	665/21.4	154-299	.515	3-9	.333	45-94	.479	104	133	237	7.6	72-2	45	51	13	20	356	11.5
2020-21	Purdue	28-26	704/25.1	191-364	.525	0-3	.000	53-106	.500	104	152	256	9.1	82-2	63	66	16	19	435	15.5
2021-22	Purdue	17-4	349/20.5	95-164	.579	3-8	.375	34-56	.607	53	91	144	8.5	37-0	53	34	12	16	227	13.4
TOTAL		110-60	2068/18.8	518-971	.533	7-23	.304	151-293	.515	322	452	774	7.0	256-5	179	170	56	67	1194	10.9

## WULBRUN, Jared

				Field Goals		3-Point		F-Throws		Rebounds									Scoring	
SEASON	TEAM	GP-GS	MIN/AVG	FG-FGA	FG%	3FG-3FGA	3FG%	FT-FTA	FT%	OFF	DEF	TOT	AVG	PF-FO	A	TO	BLK	STL	PTS	AVG
2018-19	CLU	25-23	682/27.3	50-132	.379	43-120	.358	21-26	.808	1	38	39	1.6	39-0	40	33	0	10	164	6.6
2019-20	Purdue	9-0	17/1.9	1-2	.500	1-2	.500	0-0	.000	0	0	0	0.0	0-0	2	2	0	0	3	0.3
2020-21	Purdue	2-0	5/2.6	1-2	.500	1-2	.500	0-0	.000	0	0	0	0.0	0-0	1	0	0	0	3	1.5
2021-22	Purdue	8-0	17/2.1	0-2	.000	0-1	.000	2-2	1.000	0	1	1	0.1	1-0	0	0	0	0	2	0.3
TOTAL FOR Purdue		19-0	39/2.1	2-6	.333	2-5	.400	2-2	1.000	0	1	1	0.1	1-0	3	2	0	0	8	0.4
TOTAL		44-23	721/16.4	52-138	.377	45-125	.360	23-28	.821	1	39	40	0.9	40-0	43	35	0	10	172	3.9

GAME 18 // [4] PURDUE vs. INDIANA // JANUARY 20, 2022

SEASON / CAREER HIGHS			
#0   MASON GILLIS			
Points			
S:	14 vs. Penn State (1-8-22)		
C:	14 vs. Penn State (1-8-22)		
Rebounds			
S:	7 vs. Nebraska (1-14-22)		
C:	9, Three Times		
Assists			
S:	2 vs. Incarnate Word (12-20-21)		
C:	3, Five Times		
Steals			
S:	2 vs. Nebraska (1-14-22)		
C:	2, Four Times		
Blocked Shots			
S:	2 vs. Nicholls (12-29-21)		
C:	2 vs. Nicholls (12-29-21)		
Field Goals Made			
S:	4, Two Times		
C:	4, Five Times		
Field Goal Attempts			
S:	9 vs. Incarnate Word (12-20-21)		
C:	10 vs. Miami (12-8-20)		
Three-Pointers Made			
S:	3, Two Times		
C:	3, Three Times		
Three-Point Attempts			
S:	5 vs. Incarnate Word (12-20-21)		
C:	6 vs. Penn State (1-17-21)		
Free Throws Made			
S:	6 vs. Iowa (12-3-21)		
C:	8 vs. Michigan State (2-16-21)		
Free Throw Attempts			
S:	6 vs. Iowa (12-3-21)		
C:	8 vs. Michigan State (2-16-21)		
Minutes			
S:	25 vs. Penn State (1-8-22)		
C:	35 vs. North Texas (3-19-21)		
#4   TREY KAUFMAN-RENN			
Points			
S:	0		
C:	0		
Rebounds			
S:	0		
C:	0		
Assists			
S:	0		
C:	0		
Steals			
S:	0		
C:	0		
Blocked Shots			
S:	0		
C:	0		
Field Goals Made			
S:	0		
C:	0		
Field Goal Attempts			
S:	0		
C:	0		
Three-Pointers Made			
S:	0		
C:	0		
Three-Point Attempts			
S:	0		
C:	0		
Free Throws Made			
S:	0		
C:	0		
Free Throw Attempts			
S:	0		
C:	0		
Minutes			
S:	0		
C:	0		
#1   BRIAN WADDELL			
Points			
S:	0		
C:	0		
Rebounds			
S:	0		
C:	0		
Assists			
S:	0		
C:	0		
Steals			
S:	0		
C:	0		
Blocked Shots			
S:	0		
C:	0		
Field Goals Made			
S:	0		
C:	0		
Field Goal Attempts			
S:	0		
C:	0		
Three-Pointers Made			
S:	0		
C:	0		
Three-Point Attempts			
S:	0		
C:	0		
Free Throws Made			
S:	0		
C:	0		
Free Throw Attempts			
S:	0		
C:	0		
Minutes			
S:	0		
C:	0		
#2   ERIC HUNTER JR.			
Points			
S:	11 vs. [17] Illinois (1-17-22)		
C:	19 vs. [18] Iowa (3-3-20)		
Rebounds			
S:	3, Three Times		
C:	7, Four Times		
Assists			
S:	4 vs. Wright State (11-16-21)		
C:	8 vs. Notre Dame (12-19-20)		
Steals			
S:	2, Three Times		
C:	4 vs. Northwestern (2-6-21)		
Blocked Shots			
S:	1 vs. Butler (12-18-21)		
C:	2 vs. [9] Ohio State (3-12-21)		
Field Goals Made			
S:	3, Two Times		
C:	7 vs. Green Bay (11-6-19)		
Field Goal Attempts			
S:	6, Two Times		
C:	15, Two Times		
Three-Pointers Made			
S:	2, Two Times		
C:	4, Two Times		
Three-Point Attempts			
S:	6 vs. Bellarmine (11-9-21)		
C:	8, Two Times		
Free Throws Made			
S:	4 vs. [17] Illinois (1-17-22)		
C:	7 vs. [18] Iowa (3-3-20)		
Free Throw Attempts			
S:	4, Three Times		
C:	8, Two Times		
Minutes			
S:	32 vs. [17] Illinois (1-17-22)		
C:	47 vs. [19] Michigan (1-9-20)		
#3   CALEB FURST			
Points			
S:	14 vs. Wright State (11-16-21)		
C:	14 vs. Wright State (11-16-21)		
Rebounds			
S:	11 vs. Wright State (11-16-21)		
C:	11 vs. Wright State (11-16-21)		
Assists			
S:	2 vs. Wright State (11-16-21)		
C:	2 vs. Wright State (11-16-21)		
Steals			
S:	1, Three Times		
C:	1, Three Times		
Blocked Shots			
S:	2, Two Times		
C:	2, Two Times		
Field Goals Made			
S:	5, Two Times		
C:	5, Two Times		
Field Goal Attempts			
S:	8 vs. Incarnate Word (12-20-21)		
C:	8 vs. Incarnate Word (12-20-21)		
Three-Pointers Made			
S:	2 vs. [18] North Carolina (11-20-21)		
C:	2 vs. [18] North Carolina (11-20-21)		
Three-Point Attempts			
S:	3, Two Times		
C:	3, Two Times		
Free Throws Made			
S:	4, Two Times		
C:	4, Two Times		
Free Throw Attempts			
S:	6 vs. Florida State (11-30-21)		
C:	6 vs. Florida State (11-30-21)		
Minutes			
S:	33 vs. [18] North Carolina (11-20-21)		
C:	33 vs. [18] North Carolina (11-20-21)		
#5   BRANDON NEWMAN			
Points			
S:	16 vs. Omaha (11-26-21)		
C:	29 vs. [21] Minnesota (1-30-21)		
Rebounds			
S:	6 vs. Florida State (11-30-21)		
C:	8 vs. [4] Iowa (12-22-20)		
Assists			
S:	3 vs. Bellarmine (11-9-21)		
C:	4, Two Times		
Steals			
S:	2, Three Times		
C:	2, Nine Times		
Blocked Shots			
S:	1, Three Times		
C:	3 vs. Penn State (1-17-21)		
Field Goals Made			
S:	5, Two Times		
C:	9 vs. [21] Minnesota (1-30-21)		
Field Goal Attempts			
S:	10 vs. Bellarmine (11-9-21)		
C:	14, Two Times		
Three-Pointers Made			
S:	5 vs. Wright State (11-16-21)		
C:	5, Two Times		
Three-Point Attempts			
S:	9 vs. Bellarmine (11-9-21)		
C:	9 vs. Bellarmine (11-9-21)		
Free Throws Made			
S:	5, Two Times		
C:	6, Two Times		
Free Throw Attempts			
S:	6 vs. Bellarmine (11-9-21)		
C:	6, Three Times		
Minutes			
S:	22 vs. Nicholls (12-29-21)		
C:	37 vs. Clemson (11-26-20)		
#11   ISAIAH THOMPSON			
Points			
S:	15, Two Times		
C:	17, Two Times		
Rebounds			
S:	3 vs. Omaha (11-26-21)		
C:	4, Two Times		
Assists			
S:	4 vs. Bellarmine (11-9-21)		
C:	6 vs. Oakland (12-1-20)		
Steals			
S:	2 vs. North Carolina State (12-12-21)		
C:	3 vs. Central Michigan (12-28-19)		
Blocked Shots			
S:	0		
C:	1 vs. Central Michigan (12-28-19)		
Field Goals Made			
S:	5, Two Times		
C:	7 vs. [14] Rutgers (12-29-20)		
Field Goal Attempts			
S:	9 vs. Bellarmine (11-9-21)		
C:	11, Two Times		
Three-Pointers Made			
S:	5 vs. Bellarmine (11-9-21)		
C:	5, Two Times		
Three-Point Attempts			
S:	8 vs. Bellarmine (11-9-21)		
C:	10 vs. Chicago State (11-16-19)		
Free Throws Made			
S:	5 vs. Iowa (12-3-21)		
C:	9 vs. Valparaiso (12-4-20)		
Free Throw Attempts			
S:	6 vs. Iowa (12-3-21)		
C:	12, Two Times		
Minutes			
S:	24 vs. Bellarmine (11-9-21)		
C:	40 vs. [19] Michigan (1-9-20)		
#14   JARED WULBRUN			
Points			
S:	2 vs. Wright State (11-16-21)		
C:	19 vs. Redlands (2-13-19)		
Rebounds			
S:	1 vs. Bellarmine (11-9-21)		
C:	4, Two Times		
Assists			
S:	0		
C:	5 vs. UC Santa Cruz (1-26-19)		
Steals			
S:	0		
C:	2 vs. Pacific, Ore. (11-21-19)		
Blocked Shots			
S:	0		
C:	0		
Field Goals Made			
S:	0		
C:	6 vs. Redlands (2-13-19)		
Field Goal Attempts			
S:	1 vs. Wright State (11-16-21)		
C:	12 vs. Pomona-Pitzer (2-9-19)		
Three-Pointers Made			
S:	0		
C:	5, Two Times		
Three-Point Attempts			
S:	1 vs. Wright State (11-16-21)		
C:	9, Four Times		
Free Throws Made			
S:	2 vs. Wright State (11-16-21)		
C:	5, Three Times		
Free Throw Attempts			
S:	2 vs. Wright State (11-16-21)		
C:	6, Two Times		
Minutes			
S:	3, Two Times		
C:	36 vs. Redlands (1-9-19)		
PURDUESPORTS.COM   @BOILERBALL			



## SEASON / CAREER HIGHS

<b>#15   ZACH EDEY</b> <b>Points</b> <b>S:</b> 24 vs. [23] Wisconsin (1-3-22) <b>C:</b> 24 vs. [23] Wisconsin (1-3-22) <b>Rebounds</b> <b>S:</b> 12 vs. Wright State (11-16-21) <b>C:</b> 12 vs. Wright State (11-16-21) <b>Assists</b> <b>S:</b> 4, Two Times <b>C:</b> 4, Two Times <b>Steals</b> <b>S:</b> 2 vs. Wright State (11-16-21) <b>C:</b> 2 vs. Wright State (11-16-21) <b>Blocked Shots</b> <b>S:</b> 3, Two Times <b>C:</b> 4 vs. Northwestern (2-6-21) <b>Field Goals Made</b> <b>S:</b> 10 vs. [23] Wisconsin (1-3-22) <b>C:</b> 10 vs. [23] Wisconsin (1-3-22) <b>Field Goal Attempts</b> <b>S:</b> 17 vs. [23] Wisconsin (1-3-22) <b>C:</b> 17 vs. [23] Wisconsin (1-3-22) <b>Three-Pointers Made</b> <b>S:</b> 0 <b>C:</b> 0 <b>Three-Point Attempts</b> <b>S:</b> 0 <b>C:</b> 0 <b>Free Throws Made</b> <b>S:</b> 8, Two Times <b>C:</b> 8, Three Times <b>Free Throw Attempts</b> <b>S:</b> 10 vs. Bellarmine (11-9-21) <b>C:</b> 10 vs. Bellarmine (11-9-21) <b>Minutes</b> <b>S:</b> 27 vs. [17] Illinois (1-17-22) <b>C:</b> 27 vs. [17] Illinois (1-17-22)	<b>#21   MATT FROST</b> <b>Points</b> <b>S:</b> 2, Two Times <b>C:</b> 3 vs. Oakland (12-1-20) <b>Rebounds</b> <b>S:</b> 2 vs. Omaha (11-26-21) <b>C:</b> 2 vs. Omaha (11-26-21) <b>Assists</b> <b>S:</b> 0 <b>C:</b> 1 vs. Oakland (12-1-20) <b>Steals</b> <b>S:</b> 1 vs. Wright State (11-16-21) <b>C:</b> 1 vs. Wright State (11-16-21) <b>Blocked Shots</b> <b>S:</b> 0 <b>C:</b> 0 <b>Field Goals Made</b> <b>S:</b> 1 vs. Wright State (11-16-21) <b>C:</b> 1, Four Times <b>Field Goal Attempts</b> <b>S:</b> 3 vs. Omaha (11-26-21) <b>C:</b> 3 vs. Omaha (11-26-21) <b>Three-Pointers Made</b> <b>S:</b> 0 <b>C:</b> 1 vs. Oakland (12-1-20) <b>Three-Point Attempts</b> <b>S:</b> 0 <b>C:</b> 1, Two Times <b>Free Throws Made</b> <b>S:</b> 2 vs. Incarnate Word (12-20-21) <b>C:</b> 2 vs. Incarnate Word (12-20-21) <b>Free Throw Attempts</b> <b>S:</b> 2 vs. Incarnate Word (12-20-21) <b>C:</b> 2 vs. Incarnate Word (12-20-21) <b>Minutes</b> <b>S:</b> 3, Two Times <b>C:</b> 4 vs. Central Michigan (12-28-19)	<b>#22   CHASE MARTIN</b> <b>Points</b> <b>S:</b> 2 vs. Omaha (11-26-21) <b>C:</b> 2 vs. Omaha (11-26-21) <b>Rebounds</b> <b>S:</b> 1, Two Times <b>C:</b> 1, Three Times <b>Assists</b> <b>S:</b> 1 vs. Omaha (11-26-21) <b>C:</b> 1 vs. Omaha (11-26-21) <b>Steals</b> <b>S:</b> 1 vs. Indiana State (11-12-21) <b>C:</b> 1, Two Times <b>Blocked Shots</b> <b>S:</b> 0 <b>C:</b> 0 <b>Field Goals Made</b> <b>S:</b> 1 vs. Omaha (11-26-21) <b>C:</b> 1 vs. Omaha (11-26-21) <b>Field Goal Attempts</b> <b>S:</b> 3 vs. Butler (12-18-21) <b>C:</b> 3 vs. Butler (12-18-21) <b>Three-Pointers Made</b> <b>S:</b> 0 <b>C:</b> 0 <b>Three-Point Attempts</b> <b>S:</b> 0 <b>C:</b> 1 vs. Oakland (12-1-20) <b>Free Throws Made</b> <b>S:</b> 0 <b>C:</b> 0 <b>Free Throw Attempts</b> <b>S:</b> 2 vs. Indiana State (11-12-21) <b>C:</b> 2 vs. Indiana State (11-12-21) <b>Minutes</b> <b>S:</b> 3, Two Times <b>C:</b> 3, Three Times	<b>#23   JADEN IVEY</b> <b>Points</b> <b>S:</b> 27 vs. Indiana State (11-12-21) <b>C:</b> 27 vs. Indiana State (11-12-21) <b>Rebounds</b> <b>S:</b> 10 vs. [18] North Carolina (11-20-21) <b>C:</b> 10 vs. [18] North Carolina (11-20-21) <b>Assists</b> <b>S:</b> 7 vs. [5] Villanova (11-21-21) <b>C:</b> 7 vs. [5] Villanova (11-21-21) <b>Steals</b> <b>S:</b> 3 vs. Rutgers (12-9-21) <b>C:</b> 3, Three Times <b>Blocked Shots</b> <b>S:</b> 3 vs. North Carolina State (12-12-21) <b>C:</b> 4 vs. Penn State (2-26-21) <b>Field Goals Made</b> <b>S:</b> 10 vs. Indiana State (11-12-21) <b>C:</b> 10, Two Times <b>Field Goal Attempts</b> <b>S:</b> 17 vs. [18] North Carolina (11-20-21) <b>C:</b> 24 vs. North Texas (3-19-21) <b>Three-Pointers Made</b> <b>S:</b> 6 vs. Butler (12-18-21) <b>C:</b> 6 vs. Butler (12-18-21) <b>Three-Point Attempts</b> <b>S:</b> 6, Six Times <b>C:</b> 12 vs. North Texas (3-19-21) <b>Free Throws Made</b> <b>S:</b> 13 vs. [17] Illinois (1-17-22) <b>C:</b> 13 vs. [17] Illinois (1-17-22) <b>Free Throw Attempts</b> <b>S:</b> 15 vs. [17] Illinois (1-17-22) <b>C:</b> 15 vs. [17] Illinois (1-17-22) <b>Minutes</b> <b>S:</b> 42 vs. [17] Illinois (1-17-22) <b>C:</b> 43 vs. [9] Ohio State (3-12-21)
<b>#25   ETHAN MORTON</b> <b>Points</b> <b>S:</b> 7 vs. Nicholls (12-29-21) <b>C:</b> 7 vs. Nicholls (12-29-21) <b>Rebounds</b> <b>S:</b> 6 vs. [23] Wisconsin (1-3-22) <b>C:</b> 6 vs. [23] Wisconsin (1-3-22) <b>Assists</b> <b>S:</b> 7 vs. Nicholls (12-29-21) <b>C:</b> 7 vs. Nicholls (12-29-21) <b>Steals</b> <b>S:</b> 4 vs. Bellarmine (11-9-21) <b>C:</b> 4 vs. Bellarmine (11-9-21) <b>Blocked Shots</b> <b>S:</b> 2, Two Times <b>C:</b> 2, Two Times <b>Field Goals Made</b> <b>S:</b> 3 vs. Nicholls (12-29-21) <b>C:</b> 3, Three Times <b>Field Goal Attempts</b> <b>S:</b> 5 vs. Nicholls (12-29-21) <b>C:</b> 5, Two Times <b>Three-Pointers Made</b> <b>S:</b> 1, Six Times <b>C:</b> 1, Ten Times <b>Three-Point Attempts</b> <b>S:</b> 2, Two Times <b>C:</b> 4 vs. Valparaiso (12-4-20) <b>Free Throws Made</b> <b>S:</b> 3 vs. Penn State (1-8-22) <b>C:</b> 3 vs. Penn State (1-8-22) <b>Free Throw Attempts</b> <b>S:</b> 4 vs. Penn State (1-8-22) <b>C:</b> 4 vs. Penn State (1-8-22) <b>Minutes</b> <b>S:</b> 24, Two Times <b>C:</b> 25 vs. Clemson (11-26-20)	<b>#34   CARSON BARRETT</b> <b>Points</b> <b>S:</b> 2, Two Times <b>C:</b> 2, Two Times <b>Rebounds</b> <b>S:</b> 2 vs. Butler (12-18-21) <b>C:</b> 2 vs. Butler (12-18-21) <b>Assists</b> <b>S:</b> 1 vs. Nebraska (1-14-22) <b>C:</b> 1 vs. Nebraska (1-14-22) <b>Steals</b> <b>S:</b> 0 <b>C:</b> 0 <b>Blocked Shots</b> <b>S:</b> 0 <b>C:</b> 0 <b>Field Goals Made</b> <b>S:</b> 1, Two Times <b>C:</b> 1, Two Times <b>Field Goal Attempts</b> <b>S:</b> 1, Five Times <b>C:</b> 1, Five Times <b>Three-Pointers Made</b> <b>S:</b> 0 <b>C:</b> 0 <b>Three-Point Attempts</b> <b>S:</b> 1, Two Times <b>C:</b> 1, Two Times <b>Free Throws Made</b> <b>S:</b> 0 <b>C:</b> 1 vs. Penn State (2-26-21) <b>Free Throw Attempts</b> <b>S:</b> 0 <b>C:</b> 2 vs. Penn State (2-26-21) <b>Minutes</b> <b>S:</b> 3, Two Times <b>C:</b> 3, Two Times	<b>#50   TREVION WILLIAMS</b> <b>Points</b> <b>S:</b> 22 vs. North Carolina State (12-12-21) <b>C:</b> 36 vs. [19] Michigan (1-9-20) <b>Rebounds</b> <b>S:</b> 18 vs. Iowa (12-3-21) <b>C:</b> 20 vs. [19] Michigan (1-9-20) <b>Assists</b> <b>S:</b> 9 vs. North Carolina State (12-12-21) <b>C:</b> 9 vs. North Carolina State (12-12-21) <b>Steals</b> <b>S:</b> 3 vs. [5] Villanova (11-21-21) <b>C:</b> 4 vs. [17] Butler (12-21-19) <b>Blocked Shots</b> <b>S:</b> 4, Two Times <b>C:</b> 4, Two Times <b>Field Goals Made</b> <b>S:</b> 10 vs. North Carolina State (12-12-21) <b>C:</b> 16 vs. [19] Michigan (1-9-20) <b>Field Goal Attempts</b> <b>S:</b> 18 vs. [17] Illinois (1-17-22) <b>C:</b> 28 vs. [19] Michigan (1-9-20) <b>Three-Pointers Made</b> <b>S:</b> 1, Three Times <b>C:</b> 1, Seven Times <b>Three-Point Attempts</b> <b>S:</b> 1, Eight Times <b>C:</b> 2 vs. Ohio State (2-15-20) <b>Free Throws Made</b> <b>S:</b> 4, Four Times <b>C:</b> 8 vs. [23] Michigan State (1-8-21) <b>Free Throw Attempts</b> <b>S:</b> 8 vs. Iowa (12-3-21) <b>C:</b> 12 vs. [23] Michigan State (1-8-21) <b>Minutes</b> <b>S:</b> 33 vs. North Carolina State (12-12-21) <b>C:</b> 44 vs. [19] Michigan (1-9-20)	<b>#55   SASHA STEFANOVIC</b> <b>Points</b> <b>S:</b> 23, Two Times <b>C:</b> 23, Three Times <b>Rebounds</b> <b>S:</b> 8 vs. [17] Illinois (1-17-22) <b>C:</b> 8, Two Times <b>Assists</b> <b>S:</b> 8, Two Times <b>C:</b> 8, Three Times <b>Steals</b> <b>S:</b> 2 vs. Incarnate Word (12-20-21) <b>C:</b> 4 vs. [5] Virginia (12-4-19) <b>Blocked Shots</b> <b>S:</b> 0 <b>C:</b> 3 vs. [8] Michigan State (1-12-20) <b>Field Goals Made</b> <b>S:</b> 7 vs. [18] North Carolina (11-20-21) <b>C:</b> 8 vs. Central Michigan (12-28-19) <b>Field Goal Attempts</b> <b>S:</b> 13 vs. [18] North Carolina (11-20-21) <b>C:</b> 13, Two Times <b>Three-Pointers Made</b> <b>S:</b> 5, Three Times <b>C:</b> 7 vs. Central Michigan (12-28-19) <b>Three-Point Attempts</b> <b>S:</b> 11 vs. [18] North Carolina (11-20-21) <b>C:</b> 11 vs. [18] North Carolina (11-20-21) <b>Free Throws Made</b> <b>S:</b> 6, Two Times <b>C:</b> 7 vs. Valparaiso (12-4-20) <b>Free Throw Attempts</b> <b>S:</b> 9 vs. [17] Illinois (1-17-22) <b>C:</b> 9, Two Times <b>Minutes</b> <b>S:</b> 41 vs. [17] Illinois (1-17-22) <b>C:</b> 46 vs. Minnesota (1-2-20)

# GAME 18 // [4] PURDUE vs. INDIANA // JANUARY 20, 2022

	<b>#0   Mason Gillis   So.   Forward</b> <b>6-6   230   New Castle, Ind.   New Castle</b>										<b>LAST:</b> 4 points, 4 rebs, 1 ast in the win over Illinois. • Avg. 6.0 PPG, 5.5 RPG in the last two games (5-11 FGs, 2-5 3Ps). • Has scored 10+ points in three of his last six games (9-2 PPG; 19-33 FGs). • Has made all 20 of his free throw attempts this year; 21 straight to last year. • Purdue is 8-0 all-time when he scores 10+ points.	<b>CAREER HIGHS</b> <b>P:</b> 14 Penn State (1-8-22) <b>R:</b> 9 Three Times <b>A:</b> 3 Five Times <b>M:</b> 43 [17] Illinois (1-17-22)
	<b>GP / GS PPG RPG APG Blks. Stls. FG % 3P % FT %</b> 13 / 5 7.2 3.5 0.6 5 4 .569 .533 20-20										<b>LAST:</b> Suffered a knee injury in practice (Nov. 8); will miss the entire season. • Will redshirt this season. • Has impressed the coaches with his play; strong career ahead of him. • Avg. 15.7 PPG and 6.3 RPG as a senior; shot 60.7 % FGs, 40.5 3Ps, 85.5 FTs. • Father, Matt, was Purdue's PG (1992-95); ranks 6th career assists (460).	<b>CAREER HIGHS</b> <b>P:</b> 0 <b>R:</b> 0 <b>A:</b> 0 <b>M:</b> 0
	<b>#1   Brian Waddell   Fr.   Forward</b> <b>6-7   180   Carmel, Ind.   Carmel</b>										<b>LAST:</b> 11 points, 2 rebs, 2 asts in the win over Illinois. • Surging the last two games → 9.5 PPG, 2.5 RPG, 6-9 FGs, 2-2 3Ps, 5-5 FTs. • Looking to regain form of sophomore season; was lockdown defender as JR. • Surpassed 200 career assists in the win over Florida State. • Purdue is 23-9 when he scores 10+ points; 18-5 when leads team in assists.	<b>CAREER HIGHS</b> <b>P:</b> 19 [18] Iowa (3-3-20) <b>R:</b> 7 Four Times <b>A:</b> 8 Notre Dame (12-19-20) <b>M:</b> 47 [19] Michigan (1-9-20)
<b>National Rankings:</b> 4 / Associated Press 3 / Coaches	<b>#2   Eric Hunter Jr.   Sr.   Guard</b> <b>6-4   175   Indianapolis, Ind.   Tindley Prep</b>										<b>LAST:</b> 2 rebounds in the win over Illinois. • <b>11/22 – Big Ten FOW (11.3 PPG, 6.7 RPG, 1.0 APG, 13-17 FGs, 4-6 3Ps).</b> • 10 pts. vs. Nebraska were most since having 12 vs. Villanova – span 11 gms. • Avg. 3.0 PPG, 1.3 RPG in last 4 games (37 mins); 4-of-6 FGs. • Indiana Mr. Basketball after strong SR season (21.4 PPG, 14.1 RPG, 3.0 APG).	<b>CAREER HIGHS</b> <b>P:</b> 14 Wright State (11-16-21) <b>R:</b> 11 Wright State (11-16-21) <b>A:</b> 2 Wright State (11-16-21) <b>M:</b> 33 [18] North Carolina (11-20-21)
	<b>GP / GS PPG RPG APG Blks. Stls. FG % 3P % FT %</b> 17 / 1 3.7 1.5 1.7 1 9 .386 .308 .688										<b>LAST:</b> Will redshirt this season. • Had surgery in late Nov., to clean up loose particles in his foot. • A top-40 recruit, averaged 24.5 PPG, 11.8 RPG, 3.6 APG as a senior last year. • Led Silver Creek to the 2019 and 2021 Class 3A State Championships (Ind.). • Was Indiana's Gatorade Player of the Year in 2020; 1,832 career points.	<b>CAREER HIGHS</b> <b>P:</b> 0 <b>R:</b> 0 <b>A:</b> 0 <b>M:</b> 0
	<b>#3   Caleb Furst   Fr.   Forward</b> <b>6-10   230   Fort Wayne, Ind.   Blackhawk Christian</b>										<b>LAST:</b> 3 points, 2 rebs in the win over Illinois. • 7-of-17 from deep in his last 5 games (22 pts, 15 rebs / 71 mins); 2-17 prev. 4. • Avg. 9.0 PPG at home (22-53 3Ps); avg. 1.7 PPG away from home (3-19 3Ps). • Purdue is 13-3 when he scores 10+ points; 5 triples vs. Wright tied c-high. • Runner-up for Mr. Basketball in 2019; redshirted 2019-20 season.	<b>CAREER HIGHS</b> <b>P:</b> 29 [21] Minnesota (1-30-21) <b>R:</b> 8 [4] Iowa (12-22-20) <b>A:</b> 4 Two Times <b>M:</b> 37 Clemson (11-26-20)
<b>Last Game:</b> Def. [17] Illinois 96-88 (2 OT) Jan. 17, 2022	<b>GP / GS PPG RPG APG Blks. Stls. FG % 3P % FT %</b> 16 / 12 5.4 4.6 0.5 8 3 .554 .375 .667										<b>LAST:</b> 3 points in the win over Illinois. • Avg. 1.5 PPG, 1.5 RPG, 1.0 APG in last 4 games (2-of-16 3Ps). • Shooting 38.6 percent from long range during his career (81-of-210). • Hasn't had more than 2 turnovers in game since Nov. 26, 2020, vs. Clemson (5). • Has just 15 turnovers in last 38 games dating to last year (645 minutes).	<b>CAREER HIGHS</b> <b>P:</b> 17 Two Times <b>R:</b> 4 Two Times <b>A:</b> 6 Oakland (12-1-20) <b>M:</b> 40 [19] Michigan (1-9-20)
	<b>#4   Trey Kaufman-Renn   Fr.   Forward</b> <b>6-9   225   Sellersburg, Ind.   Silver Creek</b>										<b>LAST:</b> Did not play in the win over Illinois. • A strong shooter, Wulbrun is a walk-on transfer from Cal Lutheran. • As a freshman at Cal Lutheran in 2018-19, avg. 6.6 PPG with 43 3-pointers. • Had offseason knee surgery and is rounding into shape. • Father, Jeff, is a first-year head coach at the University of Denver.	<b>CAREER HIGHS</b> <b>P:</b> 19 Redlands (2-13-19) <b>R:</b> 4 Two Times <b>A:</b> 5 UC Santa Cruz (1-26-19) <b>M:</b> 36 Redlands (1-9-19)
	<b>GP / GS PPG RPG APG Blks. Stls. FG % 3P % FT %</b> 0 / 0 -- -- -- -- -- -- -- -- --										<b>LAST:</b> 20 points, 8 rebs, 2 blks, 1 ast, 1 stl in the win over Illinois. • Has 93 points, 38 rebs, 7 asts in 93 minutes over last 5 games (38-55 FGs). • Leads country in FG Pct. (.707); avg. 34.9 pts, 16.8 reb / 40 minutes played. • Has scored 20 or more points in 4 of the last 5 games; surpassed 500 pts. • FIBA U-19 World Cup All-Star 5 Team in July (15.1 PPG, 14.1 RPG, 2.3 BPG).	<b>CAREER HIGHS</b> <b>P:</b> 24 [23] Wisconsin (1-3-22) <b>R:</b> 11 Northwestern (2-6-21) <b>B:</b> 4 Northwestern (2-6-21) <b>M:</b> 27 [17] Illinois (1-17-22)
<b>Next Game:</b> Sunday, Jan. 23 vs. Northwestern	<b>#5   Brandon Newman   So.   Guard</b> <b>6-5   200   Valparaiso, Ind.   Valparaiso</b>										<b>LAST:</b> Did not play in the win over Illinois. • Is 4-of-8 from the field in career; 7 points in 14 minutes over last 2 seasons. • Avg. 14.2 PPG, 6.2 RPG and 1.9 APG as a senior at Columbus East. • <b>The Republic</b> Boys Basketball Player of the Year; first-team all-conference. • Family includes 11 Purdue alums, including brother Kyle – current student.	<b>CAREER HIGHS</b> <b>P:</b> 3 Oakland (12-1-20) <b>R:</b> 2 Omaha (11-26-21) <b>A:</b> 1 Oakland (12-1-20) <b>M:</b> 4 Central Michigan (12-28-19)
	<b>GP / GS PPG RPG APG Blks. Stls. FG % 3P % FT %</b> 16 / 0 6.3 2.4 0.8 3 7 .326 .347 .850										<b>LAST:</b> Did not play in the win over Illinois. • Recorded first career points and assist in the win over Omaha. • Named All-Conference and All-District as a senior at Tolton. • Was class valedictorian at Tolton. • Father, Cuonzo, is the head coach at Missouri; former teammate of Painter.	<b>CAREER HIGHS</b> <b>P:</b> 2 Omaha (11-26-21) <b>R:</b> 1 Two Times <b>A:</b> 1 Omaha (11-26-21) <b>M:</b> 3 Two Times
	<b>#6   Chase Martin   Fr.   Guard</b> <b>6-3   180   Columbia, Mo.   Tolton</b>										<b>LAST:</b> 19 points, 8 rebs, 2 asts, 2 stls, 1 blk in the win over Illinois. • Double-figures in 13 straight games (16.7 PPG, 5.1 RPG, 3.0 APG). • Started season 3-of-12 from 3P range (3 games); 31-of-67 in last 14 games. • Surpassed 500 career points in the win over Nebraska (39th career game). • FIBA U-19 World Cup All-Star 5 Team in July (12.3 PPG, 3.0 RPG, 1.6 SPG).	<b>CAREER HIGHS</b> <b>P:</b> 27 Indiana State (11-12-21) <b>R:</b> 10 [18] North Carolina (11-20-21) <b>A:</b> 7 [5] Villanova (11-21-21) <b>M:</b> 43 [9] Ohio State (3-12-21)
<b>Head Coach:</b> Matt Painter <b>PUR:</b> 370-186 / 17th <b>CAR:</b> 395-191 / 18th	<b>#7   Jaden Ivey   So.   Guard   (jay-den Ivey)</b> <b>6-4   195   South Bend, Ind.   La Lumiere Prep</b>										<b>LAST:</b> 1 rebound in the win over Illinois. • Has a 38 / 7 assist: turnover ratio (5.43); 7 turnovers in 272 minutes this yr. • Has 45 points, 28 rebs, 38 asts, 13 stls, 7 TOs in 272 minutes this season. • Avg. 1.5 PPG, 1.8 RPG, 1.8 APG, 1.0 SPG in the last 4 games (1-6 FGs). • Named Pennsylvania Gatorade POY and Mr. Basketball following SR year.	<b>CAREER HIGHS</b> <b>P:</b> 7 Nicholls (12-29-21) <b>R:</b> 6 [23] Wisconsin (1-3-22) <b>A:</b> 7 Nicholls (12-29-21) <b>M:</b> 25 Clemson (11-26-20)
	<b>GP / GS PPG RPG APG Blks. Stls. FG % 3P % FT %</b> 17 / 13 15.6 7.5 1.2 23 6 .707 0-0 .684										<b>LAST:</b> Did not play in the win over Illinois. • Made first career field goal in the win over Omaha. • Led Lafayette CC to Hoosier Conf. title as SR; 18.1 PPG, 10.2 RPG, 6.5 APG. • Excelled on the baseball diamond as well (3-yr. starter; .368 BA). • Father, Dave, was HS head coach; Played at Purdue from 1988-91.	<b>CAREER HIGHS</b> <b>P:</b> 2 Two Times <b>R:</b> 2 Butler (12-18-21) <b>A:</b> 1 Nebraska (1-14-22) <b>M:</b> 3 Two Times
	<b>#8   Ethan Morton   So.   Guard</b> <b>6-6   215   Butler, Pa.   Butler</b>										<b>LAST:</b> 14 points, 7 rebs, 5 asts in the win over Illinois. • <b>Two-time Big Ten Player of the Week (Nov. 22; Dec. 13).</b> • Last 3 games: 45 points, 21 rebs, 10 asts in 63 minutes (20-38 FGs). • Needs 6 points for 1,200 in career; 26 rebs for 800 in career. • 4 career Big Ten Player of the Week honors – 5th in Purdue history.	<b>CAREER HIGHS</b> <b>P:</b> 36 [19] Michigan (1-9-20) <b>R:</b> 20 [20] Michigan (1-9-20) <b>A:</b> 9 North Carolina St. (12-12-21) <b>M:</b> 43 [19] Michigan (1-9-20)
<b>Assistant Coaches:</b> Brandon Brantley Paul Lusk Terry Johnson Elliot Bloom (DBO)	<b>#9   Jared Wulbrun   Sr.   Guard</b> <b>5-10   180   Stanford, Calif.   Palo Alto   Cal Lutheran</b>										<b>LAST:</b> 22 points, 8 rebs, 2 asts in the win over Illinois. • 184 career 3-ptrs – 10th on the school's 3PM list; 3-ptr. in every game this yr. • Avg. 14.7 PPG, 4.7 RPG, 3.7 APG in last 3 games (9-of-23 3Ps). • Needs 3 points for 800 in career; 4 assists for 200 in career. • Father, Lou, was selected by Seattle in the 1985 NBA Draft (5th round).	<b>CAREER HIGHS</b> <b>P:</b> 23 Three Times <b>R:</b> 8 Two Times <b>A:</b> 8 Three Times <b>M:</b> 46 Minnesota (1-2-20)
	<b>GP / GS PPG RPG APG Blks. Stls. FG % 3P % FT %</b> 8 / 0 0.3 0.1 0.0 0 0 0-2 0-1 2-2										<b>LAST:</b> 22 points, 8 rebs, 2 asts, 2 stls, 1 blk in the win over Illinois. • Double-figures in 13 straight games (16.7 PPG, 5.1 RPG, 3.0 APG). • Started season 3-of-12 from 3P range (3 games); 31-of-67 in last 14 games. • Surpassed 500 career points in the win over Nebraska (39th career game). • FIBA U-19 World Cup All-Star 5 Team in July (12.3 PPG, 3.0 RPG, 1.6 SPG).	<b>CAREER HIGHS</b> <b>P:</b> 27 Indiana State (11-12-21) <b>R:</b> 10 [18] North Carolina (11-20-21) <b>A:</b> 7 [5] Villanova (11-21-21) <b>M:</b> 43 [9] Ohio State (3-12-21)
	<b>#10   Zach Edey   So.   Center   (e-Dee)</b> <b>7-4   295   Toronto, Canada   IMG Academy (Fla.)</b>										<b>LAST:</b> 1 rebound in the win over Illinois. • Has a 38 / 7 assist: turnover ratio (5.43); 7 turnovers in 272 minutes this yr. • Has 45 points, 28 rebs, 38 asts, 13 stls, 7 TOs in 272 minutes this season. • Avg. 1.5 PPG, 1.8 RPG, 1.8 APG, 1.0 SPG in the last 4 games (1-6 FGs). • Named Pennsylvania Gatorade POY and Mr. Basketball following SR year.	<b>CAREER HIGHS</b> <b>P:</b> 7 Nicholls (12-29-21) <b>R:</b> 6 [23] Wisconsin (1-3-22) <b>A:</b> 7 Nicholls (12-29-21) <b>M:</b> 25 Clemson (11-26-20)
<b>2021-22 SCHEDULE</b> <b>Opponent Date / Result</b> Bellarmine W, 96-67 Indiana State W, 92-67 Wright State W, 96-52 vs. [18] North Carolina W, 93-84 vs. [5] Villanova W, 80-74 Omaha W, 97-40 Florida State W, 93-65 Iowa W, 77-70 at Rutgers L, 68-70 vs. North Carolina State W, 82-72 vs. Butler W, 77-48 Incarnate Word W, 79-59 Nicholls State W, 104-90 [23] Wisconsin L, 69-74 at Penn State W, 74-67 Nebraska W, 92-65 at [17] Illinois W, 96-88 -- at Indiana J20 Northwestern J23 at Iowa J27 Ohio State J30 at Minnesota F2 Michigan F5 Illinois F10 Maryland F13 at Northwestern F16 Rutgers F20 at Michigan State F26 at Wisconsin M1 Indiana M5 Big Ten Tournament M9-13 NCAA Tournament TBA	<b>GP / GS PPG RPG APG Blks. Stls. FG % 3P % FT %</b> 8 / 0 0.3 0.3 0.1 0 1 1-5 0-0 2-2										<b>LAST:</b> 19 points, 8 rebs, 2 asts, 2 stls, 1 blk in the win over Illinois. • Double-figures in 13 straight games (16.7 PPG, 5.1 RPG, 3.0 APG). • Started season 3-of-12 from 3P range (3 games); 31-of-67 in last 14 games. • Surpassed 500 career points in the win over Nebraska (39th career game). • FIBA U-19 World Cup All-Star 5 Team in July (12.3 PPG, 3.0 RPG, 1.6 SPG).	<b>CAREER HIGHS</b> <b>P:</b> 27 Indiana State (11-12-21) <b>R:</b> 10 [18] North Carolina (11-20-21) <b>A:</b> 7 [5] Villanova (11-21-21) <b>M:</b> 43 [9] Ohio State (3-12-21)
	<b>#11   Isaiah Thompson   Jr.   Guard</b> <b>6-1   160   Zionsville, Ind.   Zionsville</b>										<b>LAST:</b> 1 rebound in the win over Illinois. • Has a 38 / 7 assist: turnover ratio (5.43); 7 turnovers in 272 minutes this yr. • Has 45 points, 28 rebs, 38 asts, 13 stls, 7 TOs in 272 minutes this season. • Avg. 1.5 PPG, 1.8 RPG, 1.8 APG, 1.0 SPG in the last 4 games (1-6 FGs). • Named Pennsylvania Gatorade POY and Mr. Basketball following SR year.	<b>CAREER HIGHS</b> <b>P:</b> 7 Nicholls (12-29-21) <b>R:</b> 6 [23] Wisconsin (1-3-22) <b>A:</b> 7 Nicholls (12-29-21) <b>M:</b> 25 Clemson (11-26-20)
	<b>GP / GS PPG RPG APG Blks. Stls. FG % 3P % FT %</b> 17 / 16 5.4 1.2 1.3 0 4 .418 .411 .813										<b>LAST:</b> 22 points, 8 rebs, 2 asts in the win over Illinois. • 184 career 3-ptrs – 10th on the school's 3PM list; 3-ptr. in every game this yr. • Avg. 14.7 PPG, 4.7 RPG, 3.7 APG in last 3 games (9-of-23 3Ps). • Needs 3 points for 800 in career; 4 assists for 200 in career. • Father, Lou, was selected by Seattle in the 1985 NBA Draft (5th round).	<b>CAREER HIGHS</b> <b>P:</b> 23 Three Times <b>R:</b> 8 Two Times <b>A:</b> 8 Three Times <b>M:</b> 46 Minnesota (1-2-20)
<b>Media</b> <b>Web:</b> PurdueSports.com <b>Twitter:</b> @BoilerBall <b>Contact:</b> Chris Forman <b>Email:</b> cforman@purdue.edu <b>Office:</b> 765-494-3201 <b>Cell:</b> 413-687-4590 <b>Twitter:</b> @Forman	<b>#12   Trevion Williams   Sr.   Forward   (tray-vee-on)</b> <b>6-10   255   Chicago, Ill.   Henry Ford (Mich.)</b>										<b>LAST:</b> 22 points, 8 rebs, 2 asts in the win over Illinois. • 184 career 3-ptrs – 10th on the school's 3PM list; 3-ptr. in every game this yr. • Avg. 14.7 PPG, 4.7 RPG, 3.7 APG in last 3 games (9-of-23 3Ps). • Needs 3 points for 800 in career; 4 assists for 200 in career. • Father, Lou, was selected by Seattle in the 1985 NBA Draft (5th round).	<b>CAREER HIGHS</b> <b>P:</b> 23 Three Times <b>R:</b> 8 Two Times <b>A:</b> 8 Three Times <b>M:</b> 46 Minnesota (1-2-20)
	<b>GP / GS PPG RPG APG Blks. Stls. FG % 3P % FT %</b> 17 / 4 13.4 8.5 3.1 12 16 .579 3-8 .607										<b>LAST:</b> 22 points, 8 rebs, 2 asts in the win over Illinois. • 184 career 3-ptrs – 10th on the school's 3PM list; 3-ptr. in every game this yr. • Avg. 14.7 PPG, 4.7 RPG, 3.7 APG in last 3 games (9-of-23 3Ps). • Needs 3 points for 800 in career; 4 assists for 200 in career. • Father, Lou, was selected by Seattle in the 1985 NBA Draft (5th round).	<b>CAREER HIGHS</b> <b>P:</b> 23 Three Times <b>R:</b> 8 Two Times <b>A:</b> 8 Three Times <b>M:</b> 46 Minnesota (1-2-20)
	<b>#13   Sasha Stefanovic   Sr.   Guard   (steph-On-uh-vitch)</b> <b>6-5   205   Crown Point, Ind.   Crown Point</b>										<b>LAST:</b> 22 points, 8 rebs, 2 asts in the win over Illinois. • 184 career 3-ptrs – 10th on the school's 3PM list; 3-ptr. in every game this yr. • Avg. 14.7 PPG, 4.7 RPG, 3.7 APG in last 3 games (9-of-23 3Ps). • Needs 3 points for 800 in career; 4 assists for 200 in career. • Father, Lou, was selected by Seattle in the 1985 NBA Draft (5th round).	<b>CAREER HIGHS</b> <b>P:</b> 23 Three Times <b>R:</b> 8 Two Times <b>A:</b> 8 Three Times <b>M:</b> 46 Minnesota (1-2-20)
	<b>GP / GS PPG RPG APG Blks. Stls. FG % 3P % FT %</b> 17 / 17 11.8 2.6 3.8 1 5 .417 .417 .833										<b>LAST:</b> 22 points, 8 rebs, 2 asts in the win over Illinois. • 184 career 3-ptrs – 10th on the school's 3PM list; 3-ptr. in every game this yr. • Avg. 14.7 PPG, 4.7 RPG, 3.7 APG in last 3 games (9-of-23 3Ps). • Needs 3 points for 800 in career; 4 assists for 200 in career. • Father, Lou, was selected by Seattle in the 1985 NBA Draft (5th round).	<b>CAREER HIGHS</b> <b>P:</b> 23 Three Times <b>R:</b> 8 Two Times <b>A:</b> 8 Three Times <b>M:</b> 46 Minnesota (1-2-20)