



GAME 7 // SATURDAY, OCT. 14 // 12 PM ET // PEACOCK // WEST LAFAYETTE, IND. // ROSS-ADE STADIUM (61,441)

PURDUE BOILERMAKERS vs. #3 OHIO STATE BUCKEYES

Home: 1-3 Away: 1-1 Neutral: 0-0 Streak: W1
Head Coach: Ryan Walters (Colorado, 2008)
Record at Purdue: 2-4 Career Record: Same
Last Game: 20-14, Loss, at Iowa
Rankings (AP/C/CFP) - / - / -



2-4 | 1-2 (B1G)



5-0 | 2-0 (B1G)

Home: 3-0 Away: 2-0 Neutral: 0-0 Streak: W1
Head Coach: Ryan Day (New Hampshire, 2002)
Record at Ohio State: 50-6 Career Record: Same
Last Game: 37-17, Win, vs. Maryland
Rankings (AP/C/CFP) 3 / 3 / -

QUICK COMPARISON

PURDUE	(National/Conference Rank)	OHIO STATE
(87/7) 25.7	Points	35.0 (29/3)
(83/13) 28.0	Points Allowed	10.2 (3/3)
(87/8) 141.8	Rush Yards	131.6 (96/9)
(85/11) 153.9	Rush Yards Allowed	106.4 (25/4)
(60/5) 248.5	Pass Yards	302.8 (17/1)
(67/9) 226.5	Pass Yards Allowed	158.4 (6/3)
(72/6) 390.3	Total Offense	434.4 (37/1)
(76/13) 380.3	Total Defense	264.8 (8/3)

SERIES AT A GLANCE

Overall Record	15-41-2 (59th meeting)
In West Lafayette	9-13-0
In Columbus	5-28-2
At Neutral	-
Streak	Ohio State - 1
Last Purdue Win	10/20/2018 - Home - 49-20
Last Meeting	11/13/2021 - Away - Loss - 59-31
First Meeting	11/8/1919 - Away - Loss - 20-0
Walters vs. OSU	0-0
Day vs. Purdue	1-0

SERIES AT A GLANCE

TELEVISION - PEACOCK	
Play-by-Play	Andrew Siciliano
Analyst	Kyle Rudolph
Sideline	Lewis Johnson

RADIO - PURDUE SPORTS RADIO NETWORK

Flagship	96.5 FM WAZY
Play-by-Play	Tim Newton
Analyst	Pete Quinn
Producer	Rob Blackman
Sideline	Kelly Kitchel
Free Online	Varsity Network

STORY LINES


- Purdue Football returns home to host No. 3 Ohio State in a cross-divisional matchup. It will be a blackout in Ross-Ade Stadium with all fans encouraged to wear black to cheer on the Boilermakers. Kickoff is set for 12 p.m. ET on Peacock.
- The contest will also be the team's annual Hammer Down Cancer game, raising money for the Purdue Institute for Cancer Research.
- The last time Purdue hosted Ohio State (Oct. 20, 2018), the Boilermakers rolled past the No. 2 Buckeyes 49-20 behind inspiration from superfan Tyler Trent.
- Purdue is the only team to have three wide receivers ranked in the B1G's Top 10 for receptions. Abdur-Rahmaan Yaseen ranks third with 25, while Deion Burks and TJ Sheffield are tied for sixth with 24 catches apiece.
- The Boilermakers are one of only two teams (Maryland) in the Big Ten to average at least 240 passing yards per game and at least 140 yards rushing yards per game.
- Purdue leads the Big Ten in first downs (140), including 76 passing first downs which also tops the conference.
- The Boilermakers are outscoring teams 49-17 in the third quarter this season.
- In last week's road matchup, Purdue limited Iowa to 6-of-21 through the air, the lowest completion percentage (28.6%) allowed by the Boilermakers since 2006.

- Seth Morales will serve as the honorary captain for Saturday's game. The former Boilermaker WR is remembered for one of the most famous plays in program history, catching the game-winning 64-yard touchdown pass from Drew Brees to beat Ohio State (Oct. 28, 2000).
- Dillon Thieneman earned Big Ten Freshman of the Week honors for the second time this season after hauling in his team-leading third interception at Iowa. Thieneman is the only freshman in the nation with three INTs.
- As Purdue's leading tackler, Thieneman ranks second nationally with 6.8 solo tackles per game. He leads the country in tackles by a freshman (53).
- Senior outside linebacker Kydran Jenkins leads the Big Ten in sacks (4.0). His four solo sacks rank 13th in the nation.
- As a team, Purdue ranks second in the Big Ten and 19th nationally with 3.0 sacks per game.
- Running the Air Raid offense, quarterback Hudson Card makes a Big Ten-best 22.7 completions per game.
- On the flip side, 13 of Purdue's 19 offensive touchdowns have been on the ground.
- The Boilermakers have not allowed a first quarter third down conversion in each of the past two games (0-for-7), while limiting both opponents to 5-of-27 (18.5%) overall.


TEAM LEADERS




PASSING
Hudson Card
Season - 136-214, 1,491 Yds, 6 TDs, 5 INTs
Last Game - 25-40, 247 Yds, 1 TD, 2 INTs



RUSHING
Devin Mockobee
Season - 87 Att, 372 Yds, 4 TDs
Last Game - 20 Att, 89 Yds, 1 TD



RECEIVING
Deion Burks
Season - 24 Rec, 396 Yds, 4 TD
Last Game - 4 Rec, 19 Yds



TACKLES
Dillon Thieneman
Season - 53 Total, 41 Solo, 3 INTs, 1 QBH, 1 PBU
Last Game - 8 Total, 8 Solo, 1 INT

A WIN WOULD

- Be Purdue's 18th against an AP Top 5 opponent when the Boilermakers are unranked, the most in the nation.
- Make Purdue 4-14 against teams No. 3 in the AP rankings
- Be Purdue's fourth over Ohio State at Ross-Ade Stadium in their last five meetings.
- Give Purdue 299 victories at Ross-Ade Stadium

NUMBERS TO KNOW

4

The Boilermakers have defeated Ohio State four times throughout history when the Buckeyes were ranked in the Top 5 (1945, 1960, 1984, 2018).

5

Purdue has faced Top 5 teams five times over the past 5 seasons, posting a 3-2 record against those opponents during that stretch.

140

The Purdue offense leads the Big Ten with 140 first downs, ranking 16th nationally.

SCHEDULE AND RESULTS



FRESNO STATE
Sept. 2
Loss, 39-35
(5-1)



VT VIRGINIA TECH
Sept. 9
Win, 24-17
(2-4)



SYRACUSE
Sept. 16
Loss, 35-20
(4-2)



W WISCONSIN
Sept. 22
Loss, 38-17
(4-1)



I ILLINOIS
Sept. 30
Win, 44-19
(2-4)



I IOWA
Oct. 7
Loss, 20-14
(5-1)



OHIO STATE
Oct. 14
Noon | Peacock
(5-0)



N NEBRASKA
Oct. 28
TBA | TBA
(3-3)



M MICHIGAN
Nov. 4
TBA | TBA
(6-0)



MINNESOTA
Nov. 11
TBA | TBA
(3-3)



NORTHWESTERN
Nov. 18
TBA | TBA
(3-3)



INDIANA
Nov. 25
TBA | TBA
(2-3)



DEPTH CHART

OFFENSE

QB	1	Hudson Card	R-Jr	6-3	210
	18	Bennett Meredith	R-Fr.	6-3	210
RB	3	Tyrone Tracy Jr.	5th	6-1	210
	-or- 45	Devin Mockobee	R-So.	6-0	200
	22	Dylan Downing	Sr.	6-0	225
WR	4	Deion Burks	R-So.	5-11	195
	13	Jaron Tibbs	Fr.	6-3	210
	9	Mershaw Rice	R-Sr.	6-2	215
WR	2	Abdur-Rahmaan Yaseen	R-Jr.	6-2	200
	0	Jayden Dixon-Veal	Jr.	6-0	185
WR	8	TJ Sheffield	R-Sr.	5-11	190
	5	Elijah Canion	R-Jr.	6-4	220
	-or- 26	Andrew Sowinski	R-Jr.	6-0	205
TE	88	Garrett Miller	R-Sr.	6-5	250
	82	Drew Biber	R-So.	6-5	245
	81	George Burhenn	Fr.	6-5	220
LT	77	Mahamane Moussa	R-So.	6-4	310
	73	Daniel Johnson	6th	6-6	320
LG	52	Preston Nichols	6th	6-2	290
	55	Malachi Preciado	R-Fr.	6-1	310
C	53	Gus Hartwig	Sr.	6-5	315
	54	Josh Kaltenberger	R-Jr.	6-5	300
	58	Austin Johnson	R-Jr.	6-4	305
RG	75	Jalen Grant	Sr.	6-3	300
	74	Luke Griffin	R-Sr.	6-5	330
RT	73	Daniel Johnson	6th	6-6	320
	-or- 64	Ben Farrell	Gr.	6-4	310

DEFENSE

DL	35	Malik Langham	Gr.	6-4	310
	0	Jeffrey M'Ba	Jr.	6-6	315
	9	Joe Strickland	R-Fr.	6-4	275
DL	91	Cole Brevard	R-Jr.	6-3	335
	92	Mo Omonode	So.	6-0	290
	34	Damarjhe Lewis	R-Jr.	6-3	295
DL	93	Isaiah Nichols	Gr.	6-3	300
	50	Sulaiman Kpaka	R-Sr.	6-2	295
	95	Joe Anderson	R-Sr.	6-4	280
OLB	4	Kydran Jenkins	Sr.	6-1	260
	15	Will Heldt	Fr.	6-6	250
LB	42	Clyde Washington	Sr.	6-3	245
	8	OC Brothers	R-Sr.	6-2	245
LB	14	Yanni Karlaftis	R-So.	6-3	235
	8	OC Brothers	R-Sr.	6-2	245
OLB	5	Nic Scourton	So.	6-4	280
	96	Khordae Sydnor	R-So.	6-5	265
-or-	46	Scotty Humpich	6th	6-4	255
DB	10	Cam Allen	5th	6-1	195
	32	Joseph Jefferson	R-Fr.	6-0	190
DB	31	Dillon Thieneman	Fr.	6-0	205
	24	Anthony Brown	R-Fr.	6-0	195
DB	21	Sanoussi Kane	Sr.	6-0	215
	11	Antonio Stevens	R-Jr.	6-2	210
DB	1	Markevious Brown	Jr.	5-11	180
	7	Zion Steptoe	R-Fr.	5-11	190
DB	13	Derrick Rogers Jr.	Fr.	6-1	170
	19	Botros Alisandro	R-Jr.	6-1	185

SPECIAL TEAMS

K	45	Julio Macias	R-Fr.	6-5	230
	41	Caleb Krockover	R-Jr.	5-9	210
H	47	Brendan Cropsey	R-Jr.	6-1	205
LS	97	Nick Taylor	R-Jr.	6-1	240
	44	Daniel Hawthorne	Sr.	6-0	235
P	30	Jack Ansell	Jr.	6-2	235
	47	Brendan Cropsey	R-Jr.	6-1	205
KOS	41	Caleb Krockover	R-Jr.	5-9	210
-or-	45	Julio Macias	R-Fr.	6-5	230
KR	3	Tyrone Tracy Jr.	5th	6-0	210
	22	Dylan Downing	Sr.	6-0	225
PR	8	TJ Sheffield	R-Sr.	5-11	190
	26	Andrew Sowinski	R-Jr.	6-0	205

PRONUNCIATIONS

19	Botros Alisandro	BOW-tross ah-LEE-sahn-dro
48	Bennett Boehnlein	BAY-line
87	Maddix Bogunia-Bright	Buh-guh-nee-ya
91	Ben Buechel	BEEK-ul
82	Drew Biber	like bib
81	George Burhenn	BURR-hen (like a cold chicken)
5	Elijah Canion	canyon
0	Jayden Dixon-Veal	VEEL
17	Christian Gelov	hard g
46	Scotty Humpich	HUMP-pick
4	Kydran Jenkins	KAY-drun
21	Sanoussi Kane	sa-NEW-see
14	Yanni Karlaftis	car-LOFT-tis
50	Sulaiman Kpaka	SUE-luh-man POCK-ah
62	Ben Kuhns	KYU-hns
0	Jeffrey M'Ba	mmm-BA
34	Damarjhe Lewis	dah-MAR-zjay
63	Marcus Mbow	like bow and arrow
77	Mahamane Moussa	Ma-hah-men MOOS-a
92	Mo Omonode	oh-mo-NO-day
89	Paul Piferi	Pih-FAIR-ee
55	Malachi Preciado	mal-la-KIE PRESH-ee-ya-doe
5	Nic Scourton	SCORE-ton
96	Khordae Sydnor	core-DAY SID-nor
31	Dillon Thieneman	THEE-na-man
2	Salim Turner-Muhammad	sah-LEEM
16	Marquis Wilson	mark-KEES
2	Abdur-Rahmaan Yaseen	Ab-DUR rah-MAHN yah-SEEN
TE	Seth Doege	DAY-gee

COACHING STAFF ON GAMEDAY

ON FIELD

Ryan Walters
Head CoachCory Patterson
AHC / Wide ReceiversSam Carter
CornerbacksLamar Conard
Running BacksJoe Dineen
Outside LinebackersSeth Doege
Tight EndsBrick Haley
Defensive LineMarcus Johnson
Offensive LineGrant O'Brien
Safeties

PRESS BOX

Graham Harrell
Off. Coordinator / QBsKevin Kane
Def. Coordinator / ILBs



QB1 - HUDSON CARD



Full Name: **Hudson Card**
Year: **Redshirt Junior**
Height: **6-3**
Weight: **210**
Hometown: **Austin, Texas**
Previous School: **Texas**
High School: **Lake Travis**
Major: **Selling and Sales Management**
Birthdate: **July 29, 2001**
Parents: **Doug and Cindy**
Siblings: **Ashley and Weston**

ATX CONNECTION

The Boilermakers have a great history pulling their signal callers from the Austin area, with Card joining program legend Drew Brees on the list of Purdue QBs to hail from the state capital. The pair sat on either side of the Battle of the Lakes rivalry between Lake Travis (Card) and Westlake (Brees) and are amongst a large list of top talent to have come from the two programs including Nick Foles, Garrett Gilbert, Baker Mayfield and Justin Tucker.

ACE UP THE SLEEVE

- In his first season as a starting quarterback, as well as his first as a Boilermaker, Hudson Card has led the Purdue offense up and down the field.
- The Texas transfer has completed 22.7 passes per game to lead the Big Ten and rank 22nd nationally. Card ranks second in the conference with 1,491 passing yards.
- He has also shown off his mobility with his feet, finding the end zone three times on the ground to rank third on the team in rushing touchdowns.
- Card had the biggest game of his career against Syracuse, going 32-for-46 for 323 yards and a touchdown to set personal bests in completions, attempts and yards.

2023

- Scored game-winning touchdown on a two-yard rush at Virginia Tech
- Transferred to Purdue January 6, 2023
- Named the starter for the Boilermakers early in spring camp
- Earned a spot on the Maxwell Award Watch List as one of the nation's top quarterbacks
- Chosen for the Johnny Unitas Golden Arm Award Watch List
- Tabbed as the top transfer quarterback by Mike Farrell
- Voted a team captain by his teammates

2022

- Played in 12 games with three starts
- Completed 14-of-22 passes for 158 yards against Alabama after entering on the last play of the first quarter
- Led Texas to victory against UTSA after completing 15-of-23 passes for 161 yards and one touchdown, also ran two for 35 yards against the Roadrunners, including a career-long 32 yard rush
- Threw for 277 yards and two touchdowns on 20-of-30 passing at Texas Tech
- Threw for 303 yards and three touchdowns while completing 21-of-27 passes (77.8%) in a victory over West Virginia
- Earned honorable mention Earl Campbell Tyler Rose Award Player of the Week honors for his performance against the Mountaineers

2021

- Played in eight games with two starts
- Made his first career start in the season-opening victory against Louisiana
- Completed 14-of-21 passes (66.7%) for 224 yards and two touchdowns and rushed for one touchdown, the first of his career
- Was named to an Earl Campbell Tyler Rose Award Player of the Week Honorable Mention honoree for week one of the season
- Completed 14-of-23 passes for 101 yards and one touchdown at Iowa State
- Connected on 10-of-16 passes for 123 yards with one touchdown at West Virginia.

CARD'S CAREER LINE

Year	Games	Starts	Comp.-Att.-Int.	Yds.	TDs	Long	Pct.	Avg./Pass	Avg./Game	Efficiency	Rushing: Att.	Yds.	TDs	Long	Avg./Carry	Avg./Game
2020	2	0	1-3-0	5	0	5	33.3	5.0	2.5	47.3	4	11	0	7	2.8	5
2021	8	2	51-83-1	590	5	52	61.4	11.6	73.8	138.6	26	17	1	13	0.7	2.1
2022	12	3	75-108-1	928	6	45	69.4	12.4	77.3	158.1	17	46	0	32	2.7	3.8
2023	6	6	136-214-5	1491	6	84	63.6	11.0	248.5	126.7	53	35	3	14	0.7	5.8
Total	28	11	263-408-7	3014	17	84	64.5	11.5	107.6	136.8	100	109	4	32	1.1	3.9

2023 GAME-BY-GAME

2023	Game	C-A-I	Pct.	Yds.	TDs	Long	R-Yds.
	(s2) FRESNO STATE	17-30-0	.567	254	2	84	29
	(s9) Virginia Tech	23-34-0	.676	248	0	36	16
	(s16) SYRACUSE	32-46-1	.696	323	1	25	-4
	(s22) WISCONSIN	21-38-2	.553	202	0	18	54
	(s19) ILLINOIS	18-26-0	.692	217	2	44	-20
	(o7) Iowa	25-40-2	.625	247	1	43	-40
	(o14) OHIO STATE						
	(o28) Nebraska						
	(n4) Michigan						
	(n11) MINNESOTA						
	(n18) Northwestern						
	(n25) INDIANA						

HOME | Away

GAME HIGHS

COMPLETIONS

2023	32 - vs. Syracuse - 9/16/23
Career	32 - vs. Syracuse - 9/16/23

ATTEMPTS

2023	46 - vs. Syracuse - 9/16/23
Career	46 - vs. Syracuse - 9/16/23

PASSING YARDS

2023	323 - vs. Syracuse - 9/16/23
Career	323 - vs. Syracuse - 9/16/23

PASSING TOUCHDOWNS

2023	2 - 2x last vs. Illinois - 9/30/12
Career	3 - vs. West Virginia - 10/01/22*

LONG PASS

2023	84 - vs. Fresno State - 9/2/23
Career	84 - vs. Fresno State - 9/2/23

RUSHING YARDS

2023	54 - vs. Wisconsin - 9/22/23
Career	54 - vs. Wisconsin - 9/22/23

LONG RUSH

2023	13 - vs. Fresno State - 9/2/23
Career	32 - vs. UTSA - 09/17/22*

*Denotes games played for previous school.

RANKINGS

Category	National	BIG	Stat
Completion Percentage	51	6	.636
Completions Per Game	22	1	22.7
Passing Efficiency	79	5	126.7
Passing Touchdowns	84	5	6
Passing Yards	28	2	1,491
Passing Yards Per Game	35	3	248.5
Passing Yards Per Completion	85	10	11.0
Rushing Touchdowns	105	15	3
Total Offense	48	4	254.3
Yards Per Pass Attempt	77	6	7.0

AWARDS

2023

Maxwell Award Watch List
Johnny Unitas Golden Arm Award Watch List
Reese's Senior Bowl Watch List
Mike Farrell's #1 Transfer QB
247Sports #17 Transfer Overall
Named a Team Captain by his teammates

2022


Earl Campbell Tyler Rose Award Player of the Week

2021

Earl Campbell Tyler Rose Award Player of the Week Honorable Mention



OFFENSIVE KEYS


**45 • DEVIN MOCKOBEE**

R-So. • RB • 6-0 • 200 • Boonville, Ind. • Boonville

GP/GS	ATT.	YDS	TD	LG	YPC	YPG
5/3	87	372	4	20	4.3	62.0

LAST GAME - 20 Att, 89 Yds, 1 TD, 3 Rec, 36 Yds

- Leads the team in total carries and yards rushing
- Put on scholarship during Ryan Walters' first day as head coach
- Set the Purdue freshman record for rushing yards, 100-yard games and attempts in 2022 as a walk-on
- College Football News' Honorable Mention Freshman All-America


**3 • TYRONE TRACY, JR.**

5th • RB • 6-1 • 210 • Indianapolis, Ind. • Iowa • Decatur Central

GP/GS	ATT.	YDS	TD	LG	YPR	YPG
6/4	50	296	5	24	5.9	49.3

LAST GAME - 4 Att, 8 Yds, 1 Rec

- Team leader in rushing yards and touchdowns, lost just eight yards rushing this season
- Leads team with six total touchdowns (five rushing, one kickoff return)
- Took opening kick of second half vs. Fresno State 98 yards for a touchdown
- Transferred to Purdue after four campaigns at Iowa


**4 • DEION BURKS**

R-So. • WR • 5-11 • 195 • Belleville, Mich. • Belleville

GP/GS	REC	YDS	TD	LG	YPC	YPG
6/6	24	396	4	84	16.5	66.0

LAST GAME - 4 Rec, 19 Yds

- Ranks third in the Big Ten in receiving yards and fourth in receiving touchdowns
- Had a career-high 152 yards on four catches against Fresno State
- Named to Bruce Feldman's Freaks List during the offseason, adding 15 pounds of muscle
- Calculated squat max of 485 pounds
- Snagged 15 passes for 149 yards during redshirt freshman campaign in 2022

**2 • ABDUR-RAHMAAN YASEEN**

R-Jr. • WR • 6-2 • 200 • Southfield, Mich. • Walled Lake

GP/GS	REC	YDS	TD	LG	YPC	YPG
6/6	25	329	0	30	13.2	54.8

LAST GAME - 1 Rec, 14 Yds

- Sits ninth in the Big Ten with 4.2 receptions per game
- Set career highs with 10 receptions for 114 yards against Syracuse, first 100-yard game of career
- Hobbled with injury that saw him miss the end of 2021 and start of 2022
- Four-star recruit by Rivals, ESPN and 247Sports - No. 50 wide receiver in the class of 2020


**8 • TJ SHEFFIELD CAPTAIN**

R-Sr. • WR • 5-11 • 190 • Thompson's Station, Tenn. • Independence

GP/GS	REC	YDS	TD	LG	YPC	YPG
6/4	24	284	1	43	11.8	47.3

LAST GAME - 6 Rec, 93 Yds, 1 TD, 3 PR, 53 PR Yds

- Talled career-long 43 yard touchdown reception and 48 yard punt return against Iowa
- Named a captain ahead of the season
- Caught 46 passes for 840 yards and four touchdowns in 2022
- Four-star receiver by ESPN and three-star prospect by 247Sports and Rivals

**88 • GARRETT MILLER**

R-Sr. • TE • 6-5 • 250 • Round Rock, Texas • Round Rock

GP/GS	REC	YDS	TD	LG	YPC	YPG
4/2	11	110	1	28	10.0	22.0

LAST GAME - 8 Rec, 71 Yds

- Caught one pass at Va. Tech, first reception in 618 days since the 2021 Music City Bowl
- Named to Reese's Senior Bowl and Comeback Player of the Year watch lists
- Missed all of 2022 after sustaining an injury in preseason camp
- First collegiate catch was a 40-yard touchdown vs. Northwestern in 2020, hurdling a defender


**0 • JAYDEN DIXON-VEAL**

Jr. • WR • 6-0 • 185 • Rancho Cucamonga, Calif. • San Mateo • Rancho Cucamonga

GP/GS	REC	YDS	TD	LG	YPC	YPG
5/0	3	19	0	9	6.3	3.8

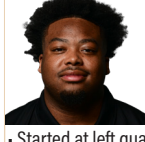
LAST GAME - 2 Rec, 14 Yds

- Brought in a pair of receptions against Iowa
- Hauled in first career pass at Purdue against Illinois
- Made 24 receptions for 272 yards and two touchdowns during 2022 season at San Mateo

**77 • MAHAMANE MOUSSA** (ma-HAH-man)


R-So. • OL • 6-4 • 310 • Indianapolis, Ind. • Pike

- Started at left tackle the first six games of the season.
- Appeared in 14 games with nine starts as a redshirt freshman in 2022
- Made first collegiate start on the road at Maryland in 2022

**52 • PRESTON NICHOLS**


6th • OL • 6-2 • 290 • Charlotte, N.C. • UNLV • Charleston Southern • West Mecklenberg

- Started at left guard the first six games of the season
- Arrived in West Lafayette after four seasons at Charleston Southern (2018-21) and one at UNLV (2022)
- Has more career starts than any other player on the team

**53 • GUS HARTWIG CAPTAIN**

Sr. • OL • 6-5 • 315 • Zionsville, Ind. • Zionsville

- Named a Campbell Trophy semifinalist
- Made season debut at center against Wisconsin, returning from 2022 season-ending injury
- Twenty-eight starts at Purdue are the most by any offensive Boilermaker on the team
- Named team captain, and to Rimington Trophy, Outland Trophy and Reese's Senior Bowl watch lists

**75 • JALEN GRANT**

Senior • OL • 6-3 • 300 • Chicago, Ill. • Bowling Green • Mount Carmel

- Started at right guard the first six games of the season
- Spent three seasons at Bowling Green before transferring to Purdue in 2023
- Started 24 of Bowling Green's 25 games over 2021 and 2022

**64 • BEN FARRELL**


Grad. • OL • 6-4 • 310 • Grand Rapids, Mich. • Indiana Wesleyan • NorthePoint

- Appeared in the first five games as a rotational lineman and on the field goal unit
- Transferred from Indiana Wesleyan after earning two All-MSFA Mid-east First Team nods
- Played golf at Cornerstone University before playing football at Indiana Wesleyan

**54 • JOSH KALTENBERGER**

R-Jr. • OL • 6-5 • 300 • Cranberry Township, Pa. • Seneca Valley

- Made season debut starting at center against Virginia Tech, started vs. Syracuse
- Took over center duties for final three games of 2022 season
- No. 8-rated center in the 2020 recruiting class by ESPN

**73 • DANIEL JOHNSON**

6th • OL • 6-5 • 320 • London, Ontario • Kent State • Catholic Central

- Appeared on the line rotation in the first three games of the year
- Appeared in five games last season with two starts before injury ended his campaign
- No. 7 ranked CFL prospect according to the CFL Scouting Bureau


**39 • BEN FREEHILL**

R-Sr. • K • 6-1 • 200 • Gibson City, Ill. • Oklahoma State • Melvin-Sibley

FGM-A	FG%	PAT	LONG	-29	30-39	40-49	50+
1-3	.333	10-11	43	-	1-2	0-2	-

LAST GAME - Missed due to injury

- Connected on a 43-yard attempt for first career made field goal at Virginia Tech
- Took over field goal duties for the first time in his career
- Kicked off in 10 games over two years for Purdue after transferring from Oklahoma State in 2021

**45 • JULIO MACIAS**

R-Fr. • K • 6-5 • 230 • Ligonier, Ind. • West Noble


FGM-A	FG%	PAT	LONG	-29	30-39	40-49	50+
2-3	.667	9-10	40	-	1-1	1-2	-

LAST GAME - 0-1 FG, 2-2 PATS

- Made first career kick from 34 yards against Wisconsin
- Made season debut on kickoff against Virginia Tech



DEFENSIVE KEYS


**35 • MALIK LANGHAM** (mah-LEEK)

Gr. • DL • 6-4 • 310 • Huntsville, Ala. • Vanderbilt • Lee

GP/GS	TOT	TFL	SACK	INT	QBH	FF-FR
6/6	14	1	1	0	0	0-1

LAST GAME - 4 Total, 2 Solo

- Recorded first career touchdown on a fumble recovery in the end zone against Illinois
- Tallied a season-high four stops with one sack against Syracuse
- Arrived at Purdue after four seasons at Vanderbilt (2019-22) and one at Florida (2018)


**91 • COLE BREVARD**

R-Jr. • DL • 6-3 • 335 • Carmel, Ind. • Penn State • Carmel

GP/GS	TOT	TFL	SACK	INT	QBH	FF-FR
6/6	5	1.5	0	0	2	0-0

LAST GAME - 1 Solo, 1 TFL

- Anchor in the middle of the defensive line, notched a pair of quarterback hurries this season
- Appeared in all 14 games with 10 tackles last season after two years at Penn State
- Devoted Star Wars fan, biggest one on the team


**93 • ISAAH NICHOLS**

Gr. • DL • 6-3 • 300 • Springdale, Ark. • Arkansas • Springdale

GP/GS	TOT	TFL	SACK	INT	QBH	FF-FR
6/6	15	3	1	0	1	0-0

LAST GAME - 2 Total, 1 Solo, 1 TFL, 1 QBH

- Leads the defensive line in tackles and tackles-for-loss this season
- Named to the Reese's Senior Bowl Watch List after transferring from Arkansas
- Played in 49 games with 23 starts over five seasons at Arkansas (2018-22), making 80 tackles


**4 • KYDRAN JENKINS** (KAY-dran)

Sr. • OLB • 6-1 • 260 • Louisville, Ga. • Jefferson County

GP/GS	TOT	TFL	SACK	INT	QBH	FF-FR
6/6	26	5	4	0	6	0-0

LAST GAME - 3 Total, 1 Solo

- Leads the Big Ten in sacks and is fifth in tackles-for-loss
- Recorded a tackle-for-loss in each of the first five games of the season
- Honorable mention All-Big Ten in 2022 with 32 tackles, 24 solos and eight for loss


**8 • OC BROTHERS**

R-Sr. • LB • 6-2 • 245 • Titusville, Fla. • Auburn • Rockledge

GP/GS	TOT	TFL	SACK	INT	QBH	FF-FR
4/4	15	4	2	0	1	0-0

LAST GAME - Did not play

- Fourth on the team with four tackles-for-loss
- Anchored the middle of the defense in first year as a starter with 42 tackles, 33 solos in 2022
- OC comes from the first two letters of his full first name Octavious


**5 • NIC SCOURTON** (SCORE-ton) *CAPTAIN*

So. • OLB • 6-4 • 280 • Bryan, Texas • Bryan

GP/GS	TOT	TFL	SACK	INT	QBH	FF-FR
5/5	22	5.5	3	0	1	0-0

LAST GAME - 1 Total, 1 PBU

- Sits eighth in the Big Ten in tackles-for-loss and ninth in sacks
- Went for a career-best 3.5 tackles-for-loss against Virginia Tech
- Changed last name from Caraway to Scourton during the offseason to take his father's name


**10 • CAM ALLEN**

5th • DB • 6-1 • 195 • Bluefield, Va. • Bluefield

GP/GS	TOT	TFL	SACK	INT	PBU	FF-FR
6/6	16	1	0	2	2	0-0

LAST GAME - Started at defensive back

- Picked off passes against Virginia Tech and Syracuse
- Third in program history with 12 career interceptions, 12th to reach double figures
- Has the most active starts by a defender at Purdue with 38


**14 • YANNI KARLAFTIS** (YAH-nee)

R-So. • LB • 6-3 • 235 • West Lafayette, Ind. • West Lafayette

GP/GS	TOT	TFL	SACK	INT	PBU	FF-FR
6/2	20	1	1	0	0	0-0

LAST GAME - 4 Total, 3 Solo

- First career start and sack against Illinois, along with career-high eight stops
- Featured on special teams and certain defensive packages as a redshirt freshman
- Brother, George, won Super Bowl LVI and named to NFL All-Rookie and Den of Defensive Ends


**31 • DILLON THIENEMAN** (THEE-na-man)

Fr. • DB • 6-0 • 205 • Westfield, Ind. • Westfield

GP/GS	TOT	TFL	SACK	INT	PBU	FF-FR
6/6	53	0	0	3	1	0-0

LAST GAME - 8 Total, 7 Solo, 1 INT

- Leads all freshmen nationally with three interceptions
- Second in the nation and first in the Big Ten in solo tackles per game at 6.8
- First freshman in Purdue history with interceptions in his first two career games
- Third true freshman in the last decade to total 10 or more tackles (Fresno State)
- Older brothers Jacob (2016-18) and Brennan (2017-20) played and started at safety for Purdue


**21 • SANOUSSI KANE** (sa-NEW-see) *CAPTAIN*

Sr. • DB • 6-0 • 215 • Harlem, N.Y. • Blair Academy

GP/GS	TOT	TFL	SACK	INT	PBU	FF-FR
6/6	42	4	1	0	2	1-0

LAST GAME - 9 Total, 8 Solo, 1 TFL

- Led team in tackles last three games, up to 12th nationally in solo tackles
- Named a team captain and to Reese's Senior Bowl Watch List
- Competed at Blair Academy for its No. 1 nationally ranked wrestling program


**1 • MARKEVIOUS BROWN**

Jr. • DB • 5-11 • 180 • Pahokee, Fla. • Ole Miss • IMG Academy

GP/GS	TOT	TFL	SACK	INT	PBU	FF-FR
6/6	22	2	1	0	1	1-0

LAST GAME - 2 Total, 1 Solo, 1 TFL

- First career sack was a forced fumble that led to a touchdown against Illinois
- Made Purdue debut with nine tackles and a pass breakup against Fresno State
- Spent two seasons at Ole Miss, making 21 tackles and two pass breakups over 2021-22


**16 • MARQUIS WILSON** (mar-KEES)

R-Sr. • DB • 5-11 • 185 • Windsor, Conn. • Penn State • Windsor

GP/GS	TOT	TFL	SACK	INT	PBU	FF-FR
5/5	20	0	0	0	6	0-0

LAST GAME - Did not play

- Tied for the Big Ten lead in pass breakups with six
- Arrived at Purdue after four years at Penn State, playing 38 games with 56 tackles and two picks
- Recorded 18 tackles (11 solo), 1.5 tackles-for-loss, a forced fumble and two pass breakups


**15 • WILL HELDT**

Fr. • OLB • 6-6 • 250 • Carmel, Ind. • Carmel

GP/GS	TOT	TFL	SACK	INT	PBU	FF-FR
6/0	6	0	0	0	1	0-0

LAST GAME - 1 Solo

- Made Purdue debut against Fresno State
- Consensus three-star recruit, the No. 5 prospect in Indiana and the No. 40 edge rusher
- Named to the Indiana Football Coaches Association Top 50 All-State team on two occasions


**42 • CLYDE WASHINGTON**

Sr. • LB • 6-3 • 245 • Medford, N.J. • Lanape

GP/GS	TOT	TFL	SACK	INT	QBH	FF-FR
6/1	6	0	0	0	0	0-0

LAST GAME - 2 Solo

- Returned from injury to play in main defensive rotation this year
- Tallied 14 tackles with 10 solos over nine games in 2022 before injury ended his season early
- Grandfather, Clyde, played for the Boilermakers from 1957-59

**0 • JEFFREY M'BA** (MMM-BA)

Jr. • DL • 6-6 • 315 • Libreville, Gabon • Auburn • Independence CC

GP/GS	TOT	TFL	SACK	INT	QBH	FF-FR
6/-	9	1	0	0	1	0-0

LAST GAME - 2 Total

- Appeared in 10 games for Auburn in 2022 before arriving in West Lafayette
- No. 1-ranked junior college player in the nation - 50 tackles, 15 for loss at Independence in 2021-22
- Started playing football in four years ago in France for the Pionniers de Touraine

**30 • JACK ANSELL**

Jr. • P • 6-2 • 235 • Warrnambool, Australia • Brauer College Prep

NO.	YDS	AVG	LG	FC	I20	50+
25	1,012	40.5	54	9	9	3

LAST GAME - 7 Punts, 289 Yds, 41.3 Avg, 54 Long, 2 I20

- Is in third season as the starting punter, on Ray Guy Award Watch List
- Works closely with Australian punters in college and NFL to improve his and others' games
- Type 1 Diabetic, creating a charity to raise funds for the Juvenile Diabetes Research Foundation

Considered one of the nation's fastest rising young coaches, Ryan Walters was announced as the 37th head coach in Purdue Football history on Dec. 13, 2022.

In his second season as defensive coordinator for Illinois in 2022, Walters emerged as one of the nation's best defensive play callers. The Illini posted an 8-4 record, with five wins holding their opponents under seven points and seven wins at 10 points or fewer. Along with guiding the Illini defense to Top 10 national rankings in 17 different defensive categories, Walters was named 247Sports Defensive Coordinator of the Year and On3 Coordinator of the Year.

Hired at age 36, Walters (now 37) became the fourth-youngest coach in the Power 5 conferences behind Kenny Dillingham (32-Arizona State), Kane Wommack (35-South Alabama) and Dan Lanning (36-Oregon) and eighth youngest in the FBS.

Walters elevated Illinois' defensive unit from the back of the pack into one of the nation's elite in just two seasons. Following the 2020 season, in which the Fighting Illini ranked 97th nationally in scoring defense (34.9) and 114th in yards allowed per game (466.8), Walters' first year in Champaign saw his side of the ball rise to 29th (21.9) and 49th (367.0), respectively. This past season, the results were shown nationwide as Illinois went into the bowl schedule No. 1 nationally in scoring defense (12.3) and No. 2 in yards allowed per game (263.8).

A former safety at Colorado (2004-08), Walters tutored two of the nation's top defensive backs during his two-year stint in Champaign. Among six Illini defenders to earn All-Big Ten recognition in 2021 was safety Kerby Joseph, who was Illinois' first All-Big Ten First Team defensive back since 1989. Two more Illinois defensive backs accomplished the feat in 2022, with Devon Witherspoon and Sydney Brown earning first team accolades from the conference. Witherspoon, notably, became Illinois' first Jim Thorpe Award (top defensive back in college football) finalist in school history this past season.

Walters spent six seasons at Missouri prior to his tenure with the Illini, including three as defensive coordinator. He oversaw an impressive transformation of the Tigers' defense into one of the Southeastern Conference's top units. His 2019 defense ranked in the nation's Top 20 in several categories, including total defense (14th NCAA; 3rd SEC - 312.0) and scoring defense (17th NCAA; 6th SEC - 19.4), while excelling as a Top 10 pass defense (8th in passing yards allowed NCAA; 2nd SEC - 179.3).

Walters previously served as co-defensive coordinator for the 2016 and 2017 seasons in Columbia before being promoted to defensive coordinator permanently ahead of the 2018 season, with Missouri's overall defensive improvement leading the way to an eight-win season and bid to the 2018 AutoZone Liberty Bowl. Previously during bowl preparation in December 2017, Walters ascended to the role of defensive coordinator before the squad's 2017 Texas Bowl appearance after assuming control of the entire secondary ahead of that season. He had focused on the safeties in his first two seasons with the program. Prior to making the move to Missouri in 2015, Walters coached at Memphis where he spent the 2014 season as cornerbacks coach and oversaw a defense that was among the most improved in the nation when the Tigers went 10-3.

A native of Aurora, Colorado, Walters was a football student-athlete at Colorado, where he was a standout safety for the Buffaloes (2004-08). He started 33 times in 46 career appearances as a Buffalo and earned All-Big 12 Conference Honorable Mention his senior season. He began his coaching career as a student assistant at Colorado, working with the secondary in 2009, and then spent two years on staff at Arizona, where he was a graduate assistant in 2010 before being promoted to defensive backs coach for the 2011 season.

From Arizona, Walters moved to Oklahoma as a graduate assistant cornerbacks coach in 2012, as the Sooners went 10-3 and played in the 2013 Cotton Bowl. He moved to North Texas for the 2013 season, where he oversaw cornerbacks and helped lead UNT to a 9-4 record in its first year in Conference USA.

Prior to his arrival at Illinois, Walters was one of 12 coaching participants in the National Coalition of Minority Football Coaches' inaugural Coalition Academy in April 2020, a first-of-its-kind mentorship program pairing influential athletic directors with minority football coaches.

Walters earned his degree in history from the University of Colorado in December 2008 with dual majors in history and ethnic studies. Walters and his wife Tara have two sons, Aaron and Cason.



RYAN WALTERS

HEAD COACH

OVERALL - 2-4 | BIG TEN - 1-2

THE WALTERS FILE

Year at Purdue: First (Hired Dec. 13, 2022)
 Birthdate: Jan. 21, 1986 (Age 37) in Los Angeles, Calif.
 Wife: Tara | Children: Aaron & Cason
 High School: Grandview High School (Aurora, Colo.)
 College: Colorado (2008) - History & Ethnic Studies

COACHING EXPERIENCE

2022-Present	Purdue	Head Coach
2021-22	Illinois	Defensive Coordinator
2019-20	Missouri	Defensive Coordinator/Safeties
2018	Missouri	Defensive Coordinator/Secondary
2017	Missouri	Co-Defensive Coordinator/Secondary
2016	Missouri	Co-Defensive Coordinator/Safeties
2015	Missouri	Safeties
2014	Memphis	Cornerbacks
2013	North Texas	Cornerbacks
2012	Oklahoma	Graduate Assistant/Cornerbacks
2011	Arizona	Defensive Backs
2010	Arizona	Graduate Assistant
2009	Colorado	Student Assistant/Secondary

FBS HEAD COACHES UNDER 40

Coach	School	Age*
Kenny Dillingham	Arizona State	33
G.J. Kinne	Texas State	34
Zach Arnett	Mississippi State	36
Kane Wommack	South Alabama	36
Ryan Walters	Purdue	37
Marcus Freeman	Notre Dame	37
Dan Lanning	Oregon	37
Eric Morris	North Texas	37
Michael Desormeaux	Louisiana	37
David Braun	Northwestern^	38
Kenni Burns	Kent State	39
Alex Golesh	South Florida	39
Maurice Linguist	Buffalo	39
Lincoln Riley	USC	39

*Age at start of the 2023 season
 ^ interim head coach



YEAR-BY-YEAR COACHING RECORD

Year	School	Overall	Conference	Home	Away	Neutral	Final Rank	Bowl
2023	Purdue	2-4	1-2	1-3	1-1	-	-	-



THE COACHING STAFF



GRAHAM HARRELL
OFFENSIVE COORDINATOR / QUARTERBACKS
FIRST YEAR AT PURDUE
TEXAS TECH - 2007

- Entering his 10th year of coaching, eighth as an offensive coordinator
- Innovative offensive mind, implementing his version of the "Air Raid" system to create nationally ranked offenses at North Texas, USC and West Virginia
- Has nearly two decades of experience working with and playing for innovative offensive minds like the late Mike Leach, Dana Holgorsen and Clay Helton
- Super Bowl XLV champion with the Green Bay Packers in 2010
- One of the first "Air Raid" quarterbacks under Mike Leach at Texas Tech, still holds seven records in the NCAA, including most 400-yard passing games in a career with 20
- Inducted into the Texas Tech Hall of Fame in 2020
- He and his wife, Brittney, have a son, Hawk and a daughter, Mia



KEVIN KANE
DEFENSIVE COORDINATOR/INSIDE LINEBACKERS
FIRST YEAR AT PURDUE
KANSAS - 2006

- 18th year coaching, sixth as a defensive coordinator
- Has spent almost two decades on the sidelines building some of the most formidable defenses in the nation at Wisconsin, Northern Illinois, Kansas, SMU and Illinois
- Worked with Ryan Walters at Illinois to develop a groundbreaking defense at Illinois, while serving as the outside linebackers and associate head coach
- Spent three seasons as defensive coordinator at SMU and two at Northern Illinois
- Guided Northern Illinois to three MAC titles and five bowl games from 2011-17
- Two-time All-Big 12 linebacker and three-time Academic All-Big 12 honoree at Kansas
- He and wife Theresa have two sons, Jack and Colin, and one daughter, Nora



CORY PATTERSON
ASSOCIATE HEAD COACH / WIDE RECEIVERS
FIRST YEAR AT PURDUE
LINDENWOOD - 2002

- Spent the previous five seasons at Illinois (running backs & tight ends)
- Mentored Illinois running back Chase Brown during All-America season in 2022
- Head coach at Trinity High School in Missouri for three years, going 27-6 and being named the Archdiocesan Athletic Association Coach of the Year three times
- Volunteered at Boys & Girls Club of St. Louis, ignited his passion to become a full-time coach
- He and his wife Tiffany have two daughters, Nyla and Nori



SAM CARTER
CORNERBACKS
FIRST YEAR AT PURDUE
TCU - 2014

- Eighth year in coaching
- Starts every practice trying to catch as many balls from the punt machine
- Coached cornerbacks at Ole Miss (2020-21) and Arkansas (2022)
- Worked with Ryan Walters on Barry Odom's staff at Mizzou, serving as a defensive quality control and defensive analyst from 2016-19
- All-Big 12 safety at TCU, named a semifinalist for the Jim Thorpe Award, a Senior CLASS Award



LAMAR CONARD
RUNNING BACKS
THIRD YEAR AT PURDUE, FIRST YEAR BACK
PURDUE - 2000 (MASTER'S IN 2009)

- 17th season in coaching
- Coached at Illinois State for nine seasons (RBs/DBs) and Miami running backs from 2018-22
- Starting his coaching career on Joe Tiller's staff as a graduate assistant from 2007-08
- Was the first walk-on to earn a scholarship under Joe Tiller at Purdue
- Played defensive back from 1996-99, starting his final three seasons
- He and his wife, Rachel, have four children Lamar Jr., Della Mae, Payton and Violet



JOE DINEEN
OUTSIDE LINEBACKERS
FIRST YEAR AT PURDUE
KANSAS - 2018

- Fourth year in coaching
- Named to 247Sports 30 Under 30 list in 2023
- Served on coach Ryan Walters' defensive staff at Illinois as a graduate assistant in 2022
- Started coaching career as a graduate assistant at SMU with defensive coordinator Kevin Kane
- Standout linebacker at Kansas, twice leading the NCAA in solo tackles to earn All-Big 12
- 2018 Consensus All-American (AP All-American, two-time Sports Illustrated All-American)



SETH DOEGE
TIGHT ENDS
FIRST YEAR AT PURDUE
TEXAS TECH - 2011

- Eighth year in coaching, second coaching tight ends
- Spent three seasons with Graham Harrell at USC from 2019-21 (OOC & Tight Ends)
- Was as a graduate assistant and wide receivers coach at Bowling Green for three years (2016-18)
- Set the NCAA single-game completion percentage at 90.9% (40-44) in 2011 vs. New Mexico
- Started two seasons at quarterback for Texas Tech, named a Davey O'Brien Award semifinalist
- He and his wife, Abigail, have a daughter, Leighton Flynn



BRICK HALEY
DEFENSIVE LINE
FIRST YEAR AT PURDUE
ALABAMA A&M - 1988

- 32nd season in coaching, 26th coaching defensive line
- Has mentored 11 draft picks in his career with a pair of first round selections
- Spent time at Houston, Mississippi State, LSU, Texas, Mizzou and Minnesota
- Served as the defensive coordinator at Baylor from 1999-01
- Raises awareness for autism, hosting fundraisers for his foundation Brick Road to Success
- He and his wife, Tina, have three sons - Adrian, A.J. and Jeremy



MARCUS JOHNSON
OFFENSIVE LINE
FIRST YEAR AT PURDUE
OLE MISS - 2004

- 13th year in coaching, eighth coaching the offensive line
- Spent time at Duke, Mississippi State and Mizzou before Purdue
- Started career coaching as a strength and conditioning associate at Duke in 2011
- Second-round pick of Minnesota in 2005, played five seasons in the NFL
- Earned Second Team All-SEC during his career at Ole Miss (2001-04)
- He and his wife, Veullana, are the parents of London, Meraki and Violette



GRANT O'BRIEN
SAFETIES
FIRST YEAR AT PURDUE
NORTHERN ARIZONA

- 11th season in coaching
- Served as a defensive analyst on Ryan Walters' staffs at Illinois (2021-22) and Mizzou (2018-20)
- Spent one season as a graduate assistant at Florida International in 2017
- Was the defensive coordinator/defensive backs coach at Arizona Christian (NAIA) from 2015-16
- Started in coaching as a graduate assistant at his alma mater from 2013-14
- Helped NAU reach the FCS playoffs as a senior in 2012, earned a master's degree in 2015



GAME 7 NOTES • Purdue vs. Ohio State




TEAM ROSTER

No.	Name	Cl.	Pos.	Ht.	Wt.	Hometown (High School/Previous College)
0	Jayden Dixon-Veal	Jr.	WR	6-0	185	Rancho Cucamonga, Calif. (College of San Mateo)
0	Jeffrey M'Ba	Jr.	DL	6-6	315	Libreville, Gabon (Auburn)
1	Markevious Brown	Jr.	DB	5-11	180	Pahokee, Fla. (Ole Miss)
1	Hudson Card	R-Jr.	QB	6-3	210	Austin, Texas (Texas)
2	Salim Turner-Muhammad	Gr.	DB	6-0	200	Corona, N.Y. (Stanford)
2	Abdur-Rahmaan Yaseen	R-Jr.	WR	6-2	200	Southfield, Mich. (Walled Lake)
3	Tyrone Tracy Jr.	5th	RB	6-1	210	Indianapolis, Ind. (Iowa)
4	Deion Burks	R-So.	WR	5-11	195	Belleville, Mich. (Belleville)
4	Kydran Jenkins	Sr.	OLB	6-1	260	Louisville, Ga. (Jefferson County)
5	Elijah Canion	R-Jr.	WR	6-4	220	Hollywood, Fla. (Auburn)
5	Nic Scourton	So.	OLB	6-4	280	Bryan, Texas (Bryan)
6	Curtis Deville Jr.	R-Fr.	WR	6-2	210	Kinder, La. (Iowa)
7	Jahmal Edrine	R-So.	WR	6-3	215	Ft. Lauderdale, Fla. (FAU)
7	Zion Steptoe	R-Fr.	DB	5-11	190	Little Elm, Texas (Memorial)
8	OC Brothers	R-Sr.	LB	6-2	245	Titusville, Fla. (Auburn)
8	TJ Sheffield	R-Sr.	WR	5-11	190	Thompson's Station, Tenn. (Independence)
9	Mershaw Rice	R-Sr.	WR	6-2	215	Reynoldsburg, Ohio (Reynoldsburg)
9	Joe Strickland	R-Fr.	DL	6-4	275	Indianapolis, Ind. (Brebeuf)
10	Cam Allen	5th	DB	6-1	195	Bluefield, Va. (Graham)
11	Antonio Stevens	R-Jr.	DB	6-2	210	Nashville, Tenn. (Battle Ground Academy)
12	Braxton Myers	Fr.	DB	6-1	205	Coppell, Texas (Ole Miss)
13	Derrick Rogers Jr.	Fr.	DB	6-1	170	Orlando, Fla. (Jones)
13	Jaron Tibbs	Fr.	WR	6-3	210	Indianapolis, Ind. (Cathedral)
14	Yanni Karlaftis	R-So.	LB	6-3	235	West Lafayette, Ind. (West Lafayette)
14	Jake Wilson	Fr.	QB	6-2	200	Trophy Club, Texas (Byron Nelson)
15	Ryan Browne	Fr.	QB	6-4	215	Clarkston, Mich. (Venice (Fla.))
15	Will Heldt	Fr.	OLB	6-6	250	Carmel, Ind. (Carmel)
16	Marquis Wilson	R-Sr.	DB	5-11	185	Windsor, Conn. (Penn State)
17	Arhmad Branch	Fr.	WR	6-0	180	Festus, Mo. (Festus)
17	Christian Gelov	R-Jr.	QB	6-0	175	Noblesville, Ind. (TCU)
18	Bennett Meredith	R-Fr.	QB	6-3	210	Hoover, Ala. (Arizona State)
19	Kyle Adams	R-Jr.	QB	6-1	180	West Lafayette, Ind. (James Madison)
19	Botros Alisandro	So.	DB	6-1	185	Manchester, N.H. (Snow College)
20	Winston Berglund	Fr.	DB	6-2	210	Carmel, Ind. (Carmel)
20	Bishop Johnson	R-So.	RB	5-9	165	Lafayette, Ind. (Army)
21	Sanoussi Kane	Sr.	DB	6-0	215	Harlem, N.Y. (Blair Academy)
22	Owen Davis	Fr.	LB	6-3	235	Richwood, Ohio (North Union)
22	Dylan Downing	Sr.	RB	6-0	225	Carmel, Ind. (UNLV)
23	Ethon Cole	Fr.	DB	6-1	195	Clermont, Fla. (Lake Minneola)
23	Mondrell Dean	Fr.	RB	6-3	240	Charleston, W. Va. (Hurricane)
24	Anthony Brown	R-Fr.	DB	6-0	195	Detroit, Mich. (Arkansas)
25	Zion Gunn	Fr.	DB	6-2	200	Orlando, Fla. (Winter Park)
25	Iain Ramage	R-Fr.	K	6-1	200	Berwyn, Ill. (Fenwick)
26	Andrew Sowinski	R-Jr.	WR	6-0	205	Indianapolis, Ind. (Chatard)
27	Trey Firestone	R-Fr.	WR	6-3	205	Zionsville, Ind. (Zionsville)
27	Zeke Williams	R-Fr.	DB	5-10	190	Naperville, Ill. (Northern Illinois)
28	Addai Lewellen	R-Fr.	RB	5-8	175	Royal Center, Ind. (Pioneer)
29	Jaxon Mull	R-Fr.	DB	5-11	180	Ft. Wayne, Ind. (Culver)
29	Christian Womack	Fr.	RB	6-0	180	Tomball, Texas (Tomball)
30	Jack Ansell	Jr.	P	6-2	235	Warrnambool, Australia (Brauer College)
31	Dillon Thieneman	Fr.	DB	6-0	205	Westfield, Ind. (Westfield)
32	Joseph Jefferson	R-Fr.	DB	6-0	190	Indianapolis, Ind. (Pike)
33	Elijah Jackson	Fr.	RB	5-10	185	Indianapolis, Ind. (Lawrence Central)
34	Damarjhe Lewis	R-Jr.	DL	6-3	295	Griffin, Ga. (Indiana)
34	Ben Van Noord	R-So.	WR	6-2	210	Springfield, Ohio (Northwestern)
35	Malik Langham	Gr.	DL	6-4	310	Huntsville, Ala. (Vanderbilt)
35	Hayden Parise	R-Jr.	WR	6-4	190	Kansas City, Mo. (Rockherst)
36	Roman Pitre	R-Fr.	OLB	6-5	245	Baton Rouge, La. (University Laboratory School)
37	Joey Sumlin	Fr.	LB	6-1	240	Tucson, Ariz. (IMG Academy)
38	Luke Pettaway	Fr.	DB	6-0	185	Naperville, Ill. (Naperville North)
39	Ben Freehill	R-Sr.	K	6-1	200	Gibson City, Ill. (Oklahoma State)
40	Hudson Miller	R-Fr.	LB	6-0	230	Indianapolis, Ind. (Cathedral)
41	Ben Furtney	R-Jr.	TE	6-0	235	South Elgin, Ill. (St. Charles North)
41	Caleb Krockover	R-Jr.	K	5-9	210	West Lafayette, Ind. (West Lafayette)
42	Clyde Washington	Sr.	LB	6-3	245	Medford, N.J. (Lanape)
43	Landon Heard	Fr.	DB	5-11	195	Los Gatos, Calif. (Los Gatos)
44	Daniel Hawthorne	Sr.	LS	6-0	235	West Monroe, La. (Missouri)
45	Julio Macias	R-Fr.	K	6-5	230	Ligonier, Ind. (West Noble)
45	Devin Mockabee	R-So.	RB	6-0	200	Boonville, Ind. (Boonville)
46	Scotty Humpich	6th	OLB	6-4	255	Louisville, Ky. (Murray State)
47	Brendan Cropsey	R-Jr.	P	6-1	205	Saline, Mich. (Saline)
47	Domanick Moon	R-Fr.	LB	6-2	235	Ft. Wayne, Ind. (Snider)

ROSTER BREAKDOWN

HOW THE ROSTER WAS MADE	
High School	81
Junior College	4
FCS Transfer	1
Group of 5 Transfer	5
Power 5 Transfer	23
ROSTER BY POSITION	
Quarterback	5
Running Back	8
Tight End	7
Wide Receiver	19
Offensive Line	20
Defensive Line	14
Linebacker	6
Outside Linebacker	6
Defensive Back	21
Kicker	4
Punter	3
Long Snapper	2
ROSTER BY CLASS	
Freshman	29
Redshirt Freshman	23
Sophomore	4
Redshirt Sophomore	11
Junior	5
Redshirt Junior	16
Senior	7
Redshirt Senior	12
Fifth Year	2
Sixth Year	3
Graduate Student	4
ROSTER BY STATE (25 STATES)	
Indiana	37
Texas	9
Florida	7
Michigan	7
Illinois	7
California	5
Kentucky	4
Tennessee	4
Ohio	4
New York	3
Wisconsin	3
New Jersey	3
Georgia	3
Louisiana	3
Missouri	2
Alabama	2
Virginia	1
Connecticut	1
New Hampshire	1
West Virginia	1
Arizona	1
North Carolina	1
Pennsylvania	1
Colorado	1
Arkansas	1
International	4
<i>Jack Ansell - Australia</i>	
<i>Daniel Johnson - Canada</i>	
<i>Jeffrey M'Ba - Gabon</i>	
<i>Botros Alisandro - Egypt</i>	



The Boilermakers will wear a sticker on the back of their helmets throughout the entire 2023 season in remembrance of senior associate athletics director for performance and sports medicine Doug Boersma, who passed away in June at the age of 48. Boersma, a 1997 graduate of Purdue University who returned to his alma mater in 2012, led Purdue's sports medicine staff and worked closely with the football program throughout his tenure.





GAME 7 NOTES • Purdue vs. Ohio State



TEAM ROSTER

No.	Name	Cl.	Pos.	Ht.	Wt.	Hometown (High School/Previous College)
48	Bennett Boehnlein	R-Fr.	P	6-3	205	Louisville, Ky. (St. Xavier)
50	Sulaiman Kpaka	R-Sr.	DL	6-2	295	Grand Prairie, Texas (Grand Prairie)
52	Preston Nichols	6th	OL	6-2	290	Charlotte, N.C. (UNLV)
53	Gus Hartwig	Sr.	OL	6-5	315	Zionsville, Ind. (Zionsville)
54	Josh Kaltenberger	R-Jr.	OL	6-5	300	Cranberry Township, Pa. (Seneca Valley)
55	Malachi Preciado	R-Fr.	OL	6-1	310	New Orleans, La. (Warren Easton)
56	Jayden Scruggs	R-Fr.	DL	6-1	260	Indianapolis, Ind. (Cathedral)
57	Tom Ewing	Fr.	OL	6-2	310	Westfield, Ind. (Westfield)
58	Austin Johnson	R-Jr.	OL	6-4	305	Highlands Ranch, Colo. (Colorado)
59	Vince Carpenter	R-Fr.	OL	6-5	310	Monmouth Beach, N.J. (Red Bank)
61	Aaron Roberts	R-So.	OL	6-4	295	Indianapolis, Ind. (Cardinal Ritter)
62	Ben Kuhns	R-Sr.	OL	6-4	295	Pendleton, Ind. (Pendleton Heights)
63	Marcus Mbow	R-So.	OL	6-5	305	Milwaukee, Wis. (Wauwatosa East)
64	Ben Farrell	Gr.	OL	6-4	310	Grand Rapids, Mich. (Indiana Wesleyan)
67	Drew Woodruff	R-Fr.	OL	6-3	285	Louisville, Ky. (Trinity)
68	Jimmy Liston	Fr.	OL	6-3	295	Hinsdale, Ill. (IMG Academy)
72	Andre Oben	R-Fr.	OL	6-5	290	Montclair, N.J. (St. Peter's Prep)
73	Daniel Johnson	6th	OL	6-6	320	London, Ontario (Kent State)
74	Luke Griffin	R-Sr.	OL	6-5	330	Chatsworth, Ga. (Missouri)
75	Jalen Grant	Sr.	OL	6-3	300	Chicago, Ill. (Bowling Green)
76	Ethan Trent	Fr.	OL	6-2	290	Carmel, Ind. (Carmel)
77	Mahamane Moussa	R-So.	OL	6-4	310	Indianapolis, Ind. (Pike)
78	Bakynne Coly	So.	OL	6-7	280	Farmington, Mich. (Lawrence Tech)
80	Ryne Shackelford	Fr.	WR	6-0	180	Elyria, Ohio (Keystone)
81	George Burhenn	Fr.	TE	6-5	220	McCordsville, Ind. (Mt. Vernon)
82	Drew Biber	R-So.	TE	6-5	245	Cedarburg, Wis. (Cedarburg)
83	Andrew Adkison	Fr.	WR	6-0	190	Mountain View, CA (St. Francis)
84	Nolan Buckman	Fr.	WR	5-11	170	Indianapolis, Ind. (Brebeuf Jesuit)
85	Luke Jones	Fr.	WR	6-0	170	Deerfield, Ill. (Deerfield)
86	Max Klare	R-Fr.	TE	6-4	245	Guilford, Ind. (St. Xavier)
87	Maddix Bogunia-Bright	Fr.	WR	6-2	200	South Bend, Ind. (Marian)
88	Garrett Miller	R-Sr.	TE	6-5	250	Round Rock, Texas (Round Rock)
89	Paul Piferi	R-Sr.	TE	6-5	260	Villa Park, Calif. (Villa Park)
91	Cole Brevard	R-Jr.	DL	6-3	335	Carmel, Ind. (Penn State)
91	Ben Buechel	R-Jr.	TE	6-3	250	New Berlin, Wis. (Eisenhower)
92	Mo Omonode	So.	DL	6-0	290	West Lafayette, Ind. (West Lafayette)
93	Isaiah Nichols	Gr.	DL	6-3	300	Springdale, Ark. (Arkansas)
94	J.P. Deeter	R-Fr.	DL	6-3	285	Manvel, Texas (Manvel)
95	Joe Anderson	R-Sr.	DL	6-4	280	Murfreesboro, Tenn. (South Carolina)
96	Khordae Sydnor	R-So.	OLB	6-5	265	Harlem, N.Y. (Iona Preparatory School)
97	Jamarrion Harkless	Fr.	DL	6-3	315	Lexington, Ky. (Frederick Douglas)
97	Nick Taylor	R-Jr.	LS	6-1	240	Indianapolis, Ind. (Lawrence North)
98	Drake Carlson	Fr.	DL	6-3	290	Nashville, Tenn. (Father Ryan)
99	Prince Boyd Jr.	R-Sr.	DL	6-1	290	New Haven, Conn. (Independence CC)

ALPHABETICAL ROSTER

19	Kyle Adams	14	Yanni Karlaftis
83	Andrew Adkison	86	Max Klare
19	Botros Alisandro	50	Sulaiman Kpaka
10	Cam Allen	41	Caleb Krockover
95	Joe Anderson	62	Ben Kuhns
30	Jack Ansell	35	Malik Langham
20	Winston Berglund	28	Addai Lewellen
82	Drew Biber	34	Damarjhe Lewis
48	Bennett Boehnlein	68	Jimmy Liston
87	Maddix Bogunia-Bright	0	Jeffrey M'Ba
99	Prince Boyd Jr.	45	Julio Macias
17	Arhmad Branch	63	Marcus Mbow
91	Cole Brevard	18	Bennett Meredith
8	OC Brothers	88	Garrett Miller
24	Anthony Brown	40	Hudson Miller
1	Markevious Brown	45	Devin Mockabee
15	Ryan Browne	47	Domanick Moon
84	Nolan Buckman	77	Mahamane Moussa
91	Ben Buechel	29	Jaxon Mull
81	George Burhenn	12	Braxton Myers
4	Deion Burks	93	Isaiah Nichols
5	Elijah Canion	52	Preston Nichols
1	Hudson Card	72	Andre Oben
98	Drake Carlson	92	Mo Omonode
59	Vince Carpenter	35	Hayden Parise
23	Ethon Cole	38	Luke Pettaway
78	Bakynne Coly	89	Paul Piferi
47	Brendan Cropsey	36	Roman Pitre
22	Owen Davis	55	Malachi Preciado
23	Mondrell Dean	25	Iain Ramage
94	J.P. Deeter	9	Mershawn Rice
6	Curtis Deville Jr.	61	Aaron Roberts
0	Jayden Dixon-Veal	13	Derrick Rogers Jr.
22	Dylan Downing	5	Nic Scourton
7	Jahmal Edrine	56	Jayden Scruggs
57	Tom Ewing	80	Ryne Shackelford
64	Ben Farrell	8	TJ Sheffield
27	Trey Firestone	26	Andrew Sowinski
39	Ben Freehill	7	Zion Steptoe
41	Ben Furtney	11	Antonio Stevens
17	Christian Gelov	9	Joe Strickland
75	Jalen Grant	37	Joey Sumlin
74	Luke Griffin	96	Khordae Sydnor
25	Zion Gunn	97	Nick Taylor
97	Jamarrion Harkless	31	Dillon Thieneman
53	Gus Hartwig	13	Jaron Tibbs
44	Daniel Hawthorne	3	Tyrone Tracy Jr.
43	Landon Heard	76	Ethan Trent
15	Will Heldt	2	Salim Turner-Muhammad
46	Scotty Humpich	34	Ben Van Noord
33	Elijah Jackson	42	Clyde Washington
32	Joseph Jefferson	27	Zeke Williams
4	Kydran Jenkins	14	Jake Wilson
58	Austin Johnson	16	Marquis Wilson
20	Bishop Johnson	29	Christian Womack
73	Daniel Johnson	67	Drew Woodruff
85	Luke Jones	2	Abdur-Rahmaan Yaseen
54	Josh Kaltenberger		
21	Sanoussi Kane		

COACHING & SUPPORT STAFF

Head Coach

Associate Head Coach/Wide Receivers
Offensive Coordinator/Quarterbacks
Defensive Coordinator/Inside Linebackers
Cornerbacks
Running Backs
Outside Linebackers
Tight Ends
Defensive Line
Offensive Line
Safeties

Ryan Walters Senior Special Teams Analyst
Senior Defensive Analyst
Cory Patterson Senior Offensive Analyst
Graham Harrell Defensive Analyst
Kevin Kane Offensive Analyst
Sam Carter Offensive Analyst
Lamar Conard Defensive Analyst
Joe Dineen Defensive Graduate Assistant
Seth Doege Offensive Graduate Assistant
Brick Haley Defensive Graduate Assistant
Marcus Johnson Offensive Graduate Assistant
Grant O'Brien Director of Strength & Conditioning
Associate Director of Strength & Conditioning
Associate Director of Strength & Conditioning
Assistant Director of Strength & Conditioning
Assistant Director of Strength & Conditioning
General Manager
Director of Operations

Chris Petrilli
Preston Gordon
Stanton Keane
T.J. McCollum
Josh Miller
Justin Sinz
Jeff Smart
Courtney Arnick
James Gilbert
Austin Karr
Caleb Wilson
Kiero Small
Nate Rock
Austin Winfree
Myles Quimby
Greg Robinson
Noah Joseph
Pete Roley





SERIES HISTORY

INSIDE THE MATCHUP

Record:	15-41-2
In West Lafayette:	9-13-0
In Columbus:	5-28-2
Neutral:	1-0-0
Most points scored by Purdue:	49 (2018)
Most points scored by Ohio State:	59 (2021)
Largest margin of victory by Purdue:	35 (1967)
Largest margin of victory by Ohio State:	56 (2013)

LAST 10 MEETINGS

Date	Pur/Opp Rank	Result	Purdue	Opp	Location
11/13/2004	-	W	24	17	H
10/6/2007	23-4	L	7	23	H
10/11/2008	-12	L	3	16	A
10/17/2009	-7	W	26	18	H
10/23/2010	-11	L	0	49	A
11/12/2011	-	W (ot)	26	23	H
10/20/2012	-7	L (ot)	22	29	A
11/2/2013	-4	L	0	56	H
10/20/2018	-2	W	49	20	H
11/13/2021	-6	L	31	59	A

TOP 100-YARD RUSHING GAMES VS. OHIO STATE

172 Harry Szulborski (23) vs. Ohio State, 10/4/1947
 153 Montrell Lowe (25) at Ohio State, 10/9/1999
 139 Max Schmaling (23) at Ohio State, 10/4/1952

TOP 300-YARD PASSING GAMES VS. OHIO STATE

516 Scott Campbell (31-52) vs. Ohio State, 10/31/1981
 497 Jim Everett (35-55) at Ohio State, 10/19/1985
 455 Drew Brees (39-65) vs. Ohio State, 10/28/2000

TOP 100-YARD RECEIVING GAMES VS. OHIO STATE

195 Steve Bryant vs. Ohio State, 10/31/1981 (10)
 190 Rodney Carter at Ohio State, 10/19/1985 (15)
 170 Rondale Moore vs. Ohio State, 10/20/2018 (12)

BIG TEN STANDINGS

WEST DIVISION

SCHOOL	CONF	DIV	OVERALL	STREAK
Wisconsin	2-0	1-0	4-1	W3
Iowa	2-1	1-0	5-1	W2
Purdue	1-2	1-2	2-4	L1
Minnesota	1-2	1-1	3-3	L1
Nebraska	1-2	1-1	3-3	W1
Northwestern	1-2	1-0	3-3	W1
Illinois	0-3	0-2	2-4	L2

EAST DIVISION

SCHOOL	CONF	DIV	OVERALL	STREAK
Michigan	3-0	1-0	6-0	W6
Penn State	3-0	0-0	5-0	W5
Ohio State	2-0	2-0	5-0	W5
Maryland	2-1	2-1	5-1	L1
Rutgers	1-2	0-1	4-2	L1
Michigan State	0-2	0-1	2-3	L3
Indiana	0-2	0-1	2-3	L3

BIG TEN WEEKLY SCHEDULE

Saturday, Oct. 14

Ohio State at Purdue	Noon Peacock
Indiana at Michigan	Noon FOX
Michigan State at Rutgers	Noon BTN
Illinois at Maryland	3:30 PM NBC
UMass at Penn State	3:30 PM BTN
Iowa at Wisconsin	4 PM FOX

BOILER NOTES

A NEW ERA

- Ryan Walters, considered one of the nation's fastest rising young coaches, was named the 37th head football coach at Purdue.
- In his second season as defensive coordinator for Illinois in 2022, Walters emerged as one of the nation's best defensive play callers by guiding the nation's No. 1 scoring defense (12.3) and No. 2 defense in yards allowed per game (263.8).
- Behind Walters' defense, the Illini recorded five wins holding their opponents under seven points and seven wins at 10 points or fewer.
- Leading the Illini defense to Top 10 national rankings in 17 different defensive categories, Walters was named 247Sports Defensive Coordinator of the Year and On3 Coordinator of the Year.

TIME FOR BIG FOOTBALL

- Purdue is the reigning Big Ten West champions, capturing the division title for the first time in school history in 2022.
- The Boilermakers have posted a 6-3 conference record each of the past two years, winning six BIG games in back-to-back seasons for the first time since 1997 and 1998 under Joe Tiller.
- The 12 Big Ten wins over the past two seasons are tied for the most in the West division alongside Iowa, while ranking third throughout the conference behind Michigan (17) and Ohio State (16).

AGE IS JUST A NUMBER

- The Purdue coaching staff has brought some energy with them to West Lafayette as one of the youngest in the country.
- The average age of the staff is 39.
- Head coach Ryan Walters turned 37 in January.
- Outside linebackers coach Joe Dineen, named to the annual 30 Under 30 list by 247Sports, is the youngest on staff at age 27.
- DL coach Brick Haley (57) is the veteran of the group with 31 years of coaching experience.

DEFENSIVE MINDSET

- Ryan Walters became the first Purdue head coach with a primarily defensive background since Leon Burtnett led the Boilermakers from 1982-86.
- Joe Tiller served as Purdue's defensive coordinator under Burtnett before becoming Purdue's head coach in 1997; however, Tiller was an offensive coordinator at Wyoming and Washington State prior to the start of his head coaching career.
- With Walters bringing his defensive mindset to West Lafayette after coaching the nation's top scoring defense a season ago, the new head coach made sure Purdue maintained its reputation of an exciting offense by bringing in Graham Harrell and his Air Raid offense.

HONORARY CAPTAIN

- Seth Morales (2000-02) will serve as the honorary captain for Saturday's game.
- The former Boilermaker wide receiver is remembered for one of the most famous plays in Purdue Football history, catching the game-winning 64-yard touchdown pass from Drew Brees to beat Ohio State (Oct. 28, 2000).
- Morales' big catch, as well as his 35 receptions for 556 yards throughout the 2000 season, helped the Boilermakers win the Big Ten and go to the Rose Bowl.

OPPONENT SNAPSHOT

- No. 3 Ohio State enters Saturday's matchup with a perfect 5-0 (2-0 BIG) record following a 37-17 victory over Maryland.
- The Buckeyes are one of six teams in the country to score three defensive touchdowns, while only allowing 10.2 ppg to rank third nationally.
- Ohio State paces the Big Ten in passing offense, averaging 302.8 yards per game led by starting quarterback Kyle McCord (1,375 yards).
- Marvin Harrison Jr. averages 99.8 receiving yards per game to top the conference.
- Ryan Day is in his fifth season as OSU's head coach, promoted in 2019 following two seasons as the team's offensive coordinator and quarterbacks coach.

THIENEMAN NAMED BIG FRESHMAN OF THE WEEK, AGAIN

- For the second time this season, defensive back Dillon Thieneman has been named Big Ten Freshman of the Week, the conference office announced Monday morning (Oct. 9).
- Thieneman earned the accolade after hauling in his team-leading third interception of the season to go along with eight tackles (seven solo) against Iowa.
- The Westfield, Indiana, native led a secondary that held the Hawkeyes to just 6-of-21 (28.6%) for 110 yards through the air, the lowest completion percentage allowed since limiting Illinois to 27.6% 17 years ago (Nov. 11, 2006).
- With his third interception of the season, Thieneman became the nation's only freshman with three INTs.
- Thieneman joined Devin Mockobee (2022), David Bell (2019) and Rondale Moore (2018) as Boilermakers to be named Big Ten Freshman of the Week multiple times throughout the past six seasons.
- Thieneman joins Frankie Williams as the only Boilermaker defenders to win the Big Ten Freshman of the Week twice.

WINS OVER TOP-5 BUCKEYES

- Purdue is no stranger to upsetting Ohio State.
- The Boilermakers have defeated a ranked OSU team eight times throughout history, including four times when the Buckeyes were ranked in the Top 5.

Date	Score	Location
Oct. 20, 1945	#9 Purdue 35, #4 Ohio State 13	Columbus
Oct. 15, 1960	Purdue 24, #3 Ohio State 21	West Lafayette
Oct. 6, 1984	Purdue 28, #2 Ohio State 23	West Lafayette
Oct. 20, 2018	Purdue 49, #2 Ohio State 20	West Lafayette

LAST MATCHUP IN ROSS-ADE

- The last time the Boilermakers welcomed the Buckeyes to Ross-Ade Stadium (Oct. 20, 2018), it was a night Purdue fans will never forget.
- Inspired by Purdue superfan Tyler Trent's fight against cancer, the Boilermakers blew out No. 2 Ohio State 49-20.
- Ethan Trent, Tyler's brother, is a freshman offensive lineman for the 2023 Boilermakers.
- David Blough went 25-of-43 for 378 yards and three touchdowns.
- D.J. Knox rushed for 128 yards and three touchdowns.
- Markus Bailey (Cincinnati Bengals) sealed the victory with a 41-yard pick-six.

CANNON STAYS IN WEST LAFAYETTE

- On a special Homecoming that saw the official dedication of the Tiller Tunnel, Purdue steamrolled to a 44-19 win over Illinois to keep the Cannon Trophy for the fourth straight year.
- Purdue's defense made a living in the Illinois backfield, racking up seven tackles-for-loss, including six sacks from six different players for the most sacks in a game since Sept. 8, 2018 vs. Eastern Michigan.
- The Boilermakers held Illinois to 2-for-14 on third down (14.2%), the fourth-lowest third down percentage by a Purdue opponent since 1996.
- The defense scored the Boilermakers' first points with a game-changing strip-sack from Markevious Brown as Malik Langham fell on the end zone fumble for his first career touchdown.
- Purdue ran for 189 yards behind the stable of Tyrone Tracy Jr., Devin Mockobee and Dylan Downing, with all three of them finding the end zone. Tracy extended his touchdown scoring streak to five games and also eclipsed 100 yards rushing for the first time in his career, totaling 112 yards on 21 attempts (5.3 yards per carry).



**BOILER NOTES****MAMA, THERE GOES THAT THIENEMAN**

- In just the first six games of his career, Dillon Thieneman has already become a leader on the Boilermaker defense.
- The Westfield, Indiana, native ranks second nationally in solo tackles, averaging 6.8 per game. Thieneman's 8.8 tackles per game not only lead Purdue but also are more than any other freshman in the country.
- Thieneman has made three interceptions this season, ranking seventh nationally and the only freshman to record three INTs.
- He became the first freshman in school history to record an interception in each of his first two games, and his trio of INTs is tied for the third-most all-time by a Purdue freshman.
- Thieneman led Purdue in tackles in his first three games (10 vs. Fresno State, 7 at Virginia Tech, 14 vs. Syracuse), while becoming the first Purdue freshman to record multiple double-digit tackle games since Ja'Whaun Bentley (New England Patriots) in 2014.
- His first career INT marked just the third time since 1996 that a Purdue true freshman made an interception in their debut (1999 - James Dunnigan vs. UCF, 2016 - Josh Hayes vs. Eastern Kentucky).
- Thieneman has earned Big Ten Freshman of the Week honors twice this season (Sept. 5, Oct. 9).

THE FREAK NAMED BURKS

- Deion Burks is Purdue's leading receiver, racking up 396 yards through the first six games of the season.
- The redshirt sophomore has caught four of the Boilermakers' six passing touchdowns to rank third in the conference in receiving TDs.
- He led the Boilermakers in receiving against Illinois (83 yards) and Wisconsin (73 yards).
- Burks was named to Bruce Feldman's Freak List heading into the season, and the Purdue wide receiver showcased some of his freakish talent in the season opener. He caught four passes for 152 yards and two touchdowns, the most receiving yards by any Big Ten player in the opening week of the season.
- His 84-yard TD reception in the first quarter was a highlight, breaking tackles and racing his way to the end zone for the longest touchdown reception since David Bell caught an 89-yard pass against Nebraska.
- Burks adheres to a strict diet of Chipotle twice a day (chicken and rice only) that helped transform his body.

THREE-HEADED MONSTER

- While Purdue runs the Air Raid offense, the Boilermakers have a dynamic trio of running backs who have excelled when hearing their number called.
- Devin Mockobee (372), Tyrone Tracy Jr. (296), and Dylan Downing (143) have combined for 811 yards (135.2 yards per game) and 10 touchdowns through the first half of the season.
- The three-headed monster was perfectly on display in the win over Illinois. All three Boilermakers scored a touchdown, while racking up 209 yards.
- Tracy ran for a career-high 112 yards against the Illini, while Mockobee added 67 yards. Downing contributed 30 yards on four carries, including his 16-yard touchdown run for the first rushing touchdown of the game.

NO. 2 BECOMES A NO. 1 TARGET

- Abdur-Rahmaan Yaseen recorded 127 receiving yards through his first three seasons as a Boilermaker, but he has become a primary target for quarterback Hudson Card.
- Yaseen has made a team-high 25 catches for 329 yards through the first six games of the season to nearly triple his career total entering the 2023 campaign.
- He ranks third in the Big Ten in receptions (25) as well as fifth in receptions per game (4.4).
- Yaseen recorded his first double-digit reception and 100-yard receiving game against Syracuse, setting career highs with 10 catches for 114 yards to pace the Purdue receiving corps.

THE TYRONE TRACY SHOW

- Tyrone Tracy Jr. has found the end zone in five games this season, with five rushing scores and a kickoff return for a touchdown.
- Tracy leads the running back room with 5.9 yards per carry, while ranking second in rushing yardage (296). With 50 attempts on the year, the senior has only lost eight yards compared to 304 positive yards.
- The two biggest games of Tracy's career have been in Big Ten play. He ran for 84 yards against Wisconsin, a career high at the time, before rumbling for 112 yards in the win over Illinois to earn the first 100-yard rushing game of his career.
- The Indianapolis native also proved his versatility with a pair of touchdowns against Fresno State, rushing for a touchdown in the first half before returning the opening second half kickoff all the way to the end zone.
- The 98-yard score is the only kickoff return by a Big Ten player this season.
- Tracy's touchdown return was Purdue's first since Raheem Mostert took a 100-yard return to pay dirt at Penn State in 2013. It was the first kickoff return for a score at Ross-Ade Stadium since Akeem Hunt went 99 yards against Indiana State in 2013.

YES YANNI

- Stop us if you've heard this before, a Karlaftis recorded a sack for Purdue.
- Making his first career start with OC Brothers out due to injury, Yanni Karlaftis came up with a big game to help the Boilermakers beat Illinois.
- Karlaftis, the younger brother of Purdue All-American and current Kansas City Chiefs defensive end George Karlaftis, entered the game with eight tackles on the season.
- The sophomore linebacker made a career-high eight tackles, the second-most on the team throughout the game, to double his season output.
- He also added a sack, one of six Boilermakers to sack the Illinois quarterback.

KJ KA-BOOM

- Kydran Jenkins has been a force in creating negative plays for opposing offenses.
- The senior outside linebacker leads the Big Ten in sacks (4.0). With all of them being solo, Jenkins ranks 13th nationally in solo sacks.
- He has recorded at least one TFL in five of the six games this season.
- Against Wisconsin, Jenkins paced Purdue with a career-high nine tackles.

SHEFF COOKIN' VS. IOWA

- TJ Sheffield had the best game of his career, hauling in six receptions for a career-high 93 yards against Iowa.
- The senior wide receiver caught a pass and weaved his way 43 yards into the end zone for his first touchdown of the season.
- Playing in Kinnick Stadium seems to bring out the best in Sheffield. Two years ago, he caught a career-high eight passes to help the Boilermakers upset No. 2 Iowa 24-7.

SECOND HALF ADJUSTMENTS

- Purdue has come out on fire to start the second half this season, especially as of late.
- The Boilermakers have outscored opponents 49-17 in third quarters this season.
- The Boilermakers scored on both of their third quarter drives against Wisconsin.
- Outscoring Illinois 21-0 in the third quarter, Purdue broke open a three-point game to cruise to victory.

NATIONAL RANKINGS

	FBS	BIG	Stat
3rd Down Conversion Pct	33	5	.455
3rd Down Conversion Pct Defense	99	12	.430
4th Down Conversion Pct	122	12	.231
4th Down Conversion Pct Defense	54	5	.500
Blocked Kicks	24	3	1
Blocked Kicks Allowed	112	12	2
Blocked Punts			
Blocked Punts Allowed	105	11	1
Completion Percentage	51	4	.636
Defensive TDs	25	3	1
Fewest Penalties	86	11	38
Fewest Penalties Per Game	74	11	6.33
Fewest Penalty Yards	96	12	343
Fewest Penalty Yards Per Game	89	12	57.2
First Downs Defense	96	12	124
First Downs Offense	16	1	149
Fumbles Lost	106	9	5
Fumbles Recovered	107	12	1
Kickoff Return Defense	101	11	22.3
Kickoff Returns	2	2	33.7
Net Punting	122	14	34.9
Passes Had Intercepted	60	8	5
Passes Intercepted	34	6	6
Passing Offense	60	5	248.5
Passing Yards Allowed	67	9	226.5
Passing Yards per Completion	98	10	10.9
Punt Return Defense	87	11	9.3
Punt Returns	44	4	10.8
Red Zone Defense	90	11	.864
Red Zone Offense	110	13	.739
Rushing Defense	85	11	153.8
Rushing Offense	87	8	141.8
Sacks Allowed	82	11	2.33
Scoring Defense	83	13	28.0
Scoring Offense	87	7	25.7
Tackles for Loss Allowed	103	12	6.83
Team Passing Efficiency	90	5	126.6
Team Passing Efficiency Defense	40	8	120.91
Team Sacks	19	2	3.0
Team Tackles for Loss	36	2	6.5
Time of Possession	42	8	30:57
Total Defense	86	13	380.3
Total Offense	72	6	390.3
Turnover Margin	99	11	-0.50
Turnovers Gained	80	9	7
Turnovers Lost	90	10	10
Winning Percentage	101	13	.333

NATIONAL RANKINGS (TOP 50)

Category	Player	FBS	BIG	Stat
Total Interceptions	Allen	33	6	2
Receiving TDs	Burks	35	3	4
Completions Per Game	Card	22	1	22.7
Passing Yards	Card	28	2	1,491
Passing Yards Per Game	Card	35	3	248.5
Total Offense	Card	48	4	254.3
Sacks	Jenkins	43	1	0.67
Fumbles Recovered	Langham	29	2	1
Punt Returns	Sheffield	18	2	11.2
Punt Returns	Sheffield	18	2	11.2
Solo Tackles	Thieneman	2	1	6.8
Total Interceptions	Thieneman	7	2	3
Total Tackles	Thieneman	30	4	8.8
Combined Kick Returns	Tracy	42	4	202
Rushing TDs	Tracy	43	5	5
Touchdowns	Tracy	44	5	6
Passes Defended	Wilson	21	3	1.2





PURDUE QUICK FACTS

Location	West Lafayette, Indiana
Enrollment	52,211
Founded	1869
Conference	Big Ten
Colors	Old Gold and Black
Nickname	Boilermakers
President	Dr. Mung Chiang
Athletics Director	Mike Bobinski
Head Coach (Year)	Ryan Walters (1st)
Alma Mater	Colorado (2008)
First Year of Football	1887 (136th season)
All-Time Record (BIG)	637-590-48 (349-415-32)
Stadium	Ross-Ade Stadium (100th season)
Capacity	61,441

PURDUE FUN FACTS

- Purdue was ranked No. 10 among public universities and No. 27 in the nation in the QS World University Rankings.
- Purdue was tabbed No. 19 in the nation by Forbes.
- Purdue earned the moniker the Boilermakers after an 44-0 win over Wabash College in 1891, when *The Daily Argus*, a paper in Crawfordsville wrote "Wabash Snowed Completely Under by the Burly Boiler Makers from Purdue." Purdue was named Indiana Intercollegiate Athletic Association champions with a 4-0 record on the year.
- Orville Redenbacher, founder of the popcorn that bears his name, graduated from Purdue in 1928 with a degree in Agronomy.
- Purdue University is well known for its aerospace program. In fact, it is the first university in the world to offer a 4-year bachelor's degree in Aviation.
- The Purdue University Airport is located just two miles from Ross-Ade Stadium.
- Purdue University is called the "cradle of astronauts" for good reason producing 27 astronauts, including Neil Armstrong (the first man to walk on the moon) and Gene Cernan (the most recent man to walk on the moon).
- Purdue alumna Loral O'Hara is the most recent Boilermaker to visit space, going up in Expedition 70 to the International Space Station on Sept. 15, 2023
- Nearly a third of all U.S. spaceflights have included a Purdue grad, and 11 missions have included multiple Purdue grads.
- Five Purdue teams have won national championships - men's basketball (1932), men's golf (1961), women's basketball (1999), women's golf (2010) and cheerleading (2018). Purdue is the only Big Ten school to win a national title in women's basketball.
- Purdue Football has 17 wins against AP Top-5 foes as an unranked team, which is the most in the country.
- College & Pro Football Hall of Fame inductee and Purdue alumnus Rod Woodson set the NCAA indoor 60-meter hurdle record in 1987 with a mark of 7.61 seconds.
- The Boilermaker Special is the official mascot of Purdue University.
- Purdue Pete was originally created as a mascot for the University Bookstore.
- The Purdue Grand Prix, also known as the greatest spectacle in college racing, is a 50 mile race that consists of 160 laps.
- Sully Sullenberger, the hero pilot of the Miracle on the Hudson, received his master's degree from Purdue.

BOILER NOTES

MILLER TIME

- After missing the 2022 campaign with an injury, tight end Garrett Miller has 11 catches this season for 110 yards and a touchdown.
- Miller led the Boilermakers with eight catches at Iowa, totaling 71 yards.
- He snagged a 28-yard touchdown pass against Illinois, his first scoring grab since Nov. 14, 2020 against Northwestern, his first career catch (a span of 1,050 days).
- Miller made his 2023 debut with a start and a reception on the opening drive at Virginia Tech.
- It was Miller's first action since Dec. 30, 2021, when he caught a 25-yard pass from Aidan O'Connell to help Purdue beat Tennessee in the TransPerfect Music City Bowl.
- Miller's return was his first appearance in a game in 618 days.

WELCOME BACK GUS

- Gus Hartwig's welcomed presence on the offensive line has been felt since his debut against Wisconsin.
- The Boilermakers' anchor on the offensive line has helped Purdue rush for 161 yards per game since his return, compared to 122 yards per game over the first three contests.
- It was the center's first action since suffering a season-ending knee injury against Northwestern last November.
- Despite the injury, Hartwig entered this season on watch lists for the Outland Trophy and Rimington Trophy, examples of his importance to the Purdue offensive line.
- Getting back on the field against the Badgers, the three-time Honorable Mention All-Big Ten center made his 28th career start in 31 games for the Boilermakers.
- Beginning with his sophomore season, Hartwig started 24 straight games before suffering an injury during the Northwestern game (Nov. 19, 2022) that sidelined him for the remainder of his junior year.

ALLEN SOARING UP THE INT CHARTS

- With two interceptions on the season, senior safety Cam Allen continues to soar up Purdue's all-time INT list.
- The Bluefield, Virginia, native hauled in his first INT of the season at Virginia Tech, helping the Boilermakers beat the Hokies in his return to his home state.
- Allen intercepted a pass versus Syracuse, the 12th of his career, to move into solo third in Purdue history and one away from Ricardo Allen in second with 13.
- He passed several Boilermakers who recorded 11 career interceptions: Rod Woodson, Adrian Beasley, Jimmy Young, Marc Foster, Don Anderson and Bob Corby.

RETURNING LEADERS

- Purdue's return game has been effective to start the season.
- Averaging 33.7 yards per kick return, largely thanks to Tyrone Tracy Jr.'s 98-yard touchdown return vs. Fresno State, Purdue ranks second in the Big Ten and nationally.
- The Boilermakers average 10.8 yards per punt return, good for fourth in the Big Ten.

NEW NAME, BIG GAME

- Nic Scourton (formerly Nic Caraway) starred throughout spring and fall camp, finding that Ryan Walters' defense suits him.
- Scourton sits second on the team with 5.5 tackles-for-loss on the year and a trio of sacks.
- He was named to the PFF College Team of the Week after making six tackles against Fresno State.
- Scourton tallied five tackles with 3.5 tackles-for-loss and one sack in the marathon clash against Virginia Tech.
- As a freshman, Scourton appeared in 10 games and recorded 22 tackles, the most by a true freshman defensive lineman since George Karlaftis in 2019.
- Scourton was a 4-star prospect out of high school and appeared in the 2022 All-American Bowl.
- Over the summer, Scourton legally changed his name, taking his father Nicky's last name.

WALK-ON TURN SCHOLARSHIP RB

- The first time Ryan Walters met with his team as Purdue head coach, he awarded running back Devin Mockobee with a scholarship.
- After receiving a lone FBS scholarship offer to Navy, Mockobee decided to take a chance and walk on at his dream school, Purdue.
- Flying under the radar last year, Mockobee turned heads in the running back room and on the field to claim the starting job near the halfway mark of the 2022 season.
- The Boonville, Indiana, native led the team with a Purdue freshman record 968 rushing yards to go along with nine touchdowns, averaging 5.0 yards per carry.
- He was named Freshman All-America Honorable Mention by College Football News, while collecting Honorable Mention All-Big Ten accolades as well.
- Mockobee earned Big Ten Freshman of the Week honors twice, helping Purdue win conference contests over Nebraska and Indiana. His 178 rushing yards against the Cornhuskers set a new single-game record for a Purdue freshman.
- He eclipsed 100 rushing yards four times throughout 2022, all in Big Ten games.
- Heading into the 2023 season, Mockobee was the first Boilermaker running back to land on the Doak Walker Award Watch List since Markell Jones made the list prior to the 2016 season.

40-UNDER CLUB AT PURDUE

- Ryan Walters turned 37 years old on Jan. 21.
- Based on ages entering Week 1 of the season, Walters is the fifth-youngest head coach at the FBS level, behind Kenny Dillingham (Arizona State, 33), G.J. Kinne (Texas State, 34), Zach Arnett (Mississippi State, 36) and Kane Wommack (South Alabama, 36).
- Amazingly, Walters is far from Purdue's youngest head coach, checking in at No. 24.
- The first 16 head coaches in Boilermaker history started their careers at 30 years old or younger. Albert Berg was just 23, and deaf, when he was hired as the first head coach at Purdue in 1887.
- Walters is the youngest head coach (37 years, 224 days for first game) to lead the Boilermakers since Stu Holcomb in 1947 at (37 years, 16 days for first game).

THE FIRST BIG TEN FRESHMAN OF THE WEEK FOR THIENEMAN

- Fresh off a strong individual performance in his Boilermaker debut against Fresno State, defensive back Dillon Thieneman was named Big Ten Freshman of the Week.
- The season-opening accolade marked the third time a Boilermaker earned Big Ten Freshman of the Week honors dating back to the 2022 campaign. Devin Mockobee collected the distinction twice, helping lead the Boilermakers to a pair of conference wins on the way to the Big Ten West title.
- Thieneman is the second defensive player in program history to be named the Big Ten Freshman of the Week, joining Frankie Williams in 2012, who accomplished the feat twice.
- Thieneman made an immediate impact in his first game as a Boilermaker. The defensive back led the team with 10 tackles, all solo, becoming the third Purdue freshman over the past decade to record at least double-digit tackles in a game (Ja'Whaun Bentley twice in 2014, Navon Mosley in 2016).
- He became one of only nine players to record at least 10 solo tackles in the opening week of the season.
- The Westfield, Ind., native also hauled in a big, fourth quarter interception that flipped the field and led to a Purdue touchdown.
- It marked just the third time since 1996 that a Purdue true freshman made an interception in their debut (1999 - James Dunnigan vs. UCF, 2016 - Josh Hayes vs. Eastern Kentucky).



**BOILER NOTES****MISSING TRANSFER THREAT**

- Purdue will be without one of its top transfers for the 2023 season, as wide receiver Jahmal Edrine suffered a season-ending injury during fall camp.
- A transfer from FAU, Edrine was on track to be one of the Boilermakers' best receivers.
- He recorded 39 receptions for 570 yards and six touchdowns for the Owls as a redshirt freshman last year.

MAD MAX: TIGHT END MAX KLARE

- Redshirt freshman tight end Max Klare emerged as one of the team's top passing targets with 19 receptions for 169 yards this year, before missing time due to injury
- The tight end caught eight passes for 64 yards in the victory over the Hokies, both team highs and the most receiving yards by a freshman tight end since Brycen Hopkins recorded 80 against Iowa in 2016.
- Klare's reliable hands had him ranked among the top tight ends and freshman pass catchers through the first four weeks of the season

	All	Freshman	All
National Rankings	Tight Ends	Tight Ends	Freshmen
Receptions (19)	3rd	1st	4th
Receptions per Game (4.8)	3rd	1st	4th
Receiving Yards (169)	7th	2nd	14th

REIGNING BIG WEST CHAMPS

- Purdue entered the 2023 season as the reigning Big Ten West champions, capturing the division title for the first time in school history.
- The Boilermakers won three straight games to finish 6-3 in conference play, winning six BIG games in back-to-back seasons for the first time since the 1997 and 1998 seasons under Joe Tiller.
- Purdue won eight regular season games in consecutive seasons for the first time since those same two Tiller teams as well.

THE WALTERS WAY

- With the victory at Virginia Tech, Purdue got a taste of what a Ryan Walters' defense is capable of, one that led the nation in scoring defense a season ago when he was a coordinator at Illinois.
- The Boilermakers surrendered only 11 rushing yards on 22 carries, the fewest allowed on the road in program history and the seventh-fewest all-time.
- Virginia Tech entered the final drive with -2 rushing yards, in large part thanks to 9.0 tackles-for-loss totaling -54 yards throughout the game.
- The Purdue defense also kept the Hokies off the board in the second half, giving up only 106 yards.
- The defense had three sacks, marking the first time since 2015 that a Purdue defense amassed two or more sacks in each of its first two games of a season.

BLEEDING OLD GOLD & BLACK

- A familiar last name is back on a Purdue jersey this season with Thieneman.
- Freshman defensive back Dillon Thieneman joined the Boilermaker bloodline shared by his older brothers, Jacob (2016-18) and Brennan (2017-20), who both were safeties at Purdue.
- Jacob recorded 154 tackles over his final two seasons in the Purdue secondary, while Brennan played in every game over his last three seasons as a Boilermaker.
- Enrolling early in January, Dillon impressed the coaching staff in the spring and continued to grow into the fall, earning a starting spot during camp.

FROM THE PORTAL TO PURDUE

- Ryan Walters and his staff revamped the roster, attacking the transfer portal and bringing in talent that can play right away.
- Purdue's depth chart features 17 players that arrive via the portal over the offseason

Pos.	Name	Former School
QB	Hudson Card	Texas
OL	Jalen Grant	Bowling Green
OL	Austin Johnson	Colorado
OL	Preston Nichols	UNLV
DL	Malik Langham	Vanderbilt
DL	Isaiah Nichols	Arkansas
DB	Markevious Brown	Ole Miss
DB	Marquis Wilson	Penn State
OL	Luke Griffin	Missouri
OL	Ben Farrell	Indiana Wesleyan
DL	Jeffrey M'ba	Auburn
DB	Anthony Brown	Arkansas
DB	Botros Alisandro	Snow College
QB	Bennett Meredith	Arizona State
WR	Jayden Dixon-Veal	College of San Mateo
WR	Jahmal Edrine	FAU
LS	Daniel Hawthorne	Missouri

EXPERIENCE IN THE TRENCHES

- Purdue's offensive line is perhaps the most experienced unit entering the season with **155** combined starts.
- Purdue brought back four linemen with significant starting time last year (Gus Hartwig, Mahamane Moussa, Marcus Mbow and Daniel Johnson), plus Josh Kaltenberger who filled in at center for Hartwig at the end of last season.
- Rimington Trophy and Outland Trophy watch lists selection Gus Hartwig has the most active starts at Purdue of any offensive player on the team with 29.
- The coaching staff bolstered the room's depth with several key additions in Preston Nichols from UNLV, Jalen Grant from Bowling Green, Austin "Salsa" Johnson from Colorado, Ben Farrell from Indiana Wesleyan and Luke Griffin from Mizzou.
- Nichols owns the most collegiate starts of any player on the 2023 roster with 42 from his time at Charleston Southern and UNLV.

OPENING DRIVES IN THE NON-CON

- The Boilermakers had success on their opening drives in non-conference action, racking up 218 yards with three red zone appearances and a pair of touchdowns.
- Hudson Card went 11-of-13 for 183 yards and a touchdown, hitting seven different receivers.
- Purdue drove 92 yards on the first drive of 2023, capped off by an 84-yard pass from Card to Deion Burks.
- Starting the game against Virginia Tech, the Boilermakers marched 75 yards down the field; Card completed 4-of-6 passes for 54 yards, while Devin Mockobee rushed three times for 21 yards with a 15-yard touchdown run serving as the exclamation point.
- The Boilermakers got the ball inside the 5-yard line against Syracuse before getting stopped on fourth down.

THROWING IT BACK

- Starting a new era of Purdue Football, the Boilermakers will give a nod to its past by wearing black throwback jerseys this season.
- The uniforms mirror the ones worn during the 2000 season, when quarterback Drew Brees and head coach Joe Tiller led Purdue to a Big Ten title and into the Rose Bowl.
- Purdue last wore the jerseys against Illinois, Walters' former team, in 2021.

BOILERMAKERS BY THE NUMBERS

STAT	2023
Overall.....	2-4
Big Ten.....	1-2
Non-Conference.....	1-2
Bowl/Current Streak.....	
At Ross-Ade Stadium.....	1-3
True Road Games.....	1-1
Neutral Site.....	
Day game.....	2-2
Night game.....	0-2
NBC.....	0-1
Peacock.....	1-1
BTN.....	0-1
FOX.....	
FS1.....	0-1
ABC.....	
ESPN2.....	1-0
September.....	2-3
October.....	0-1
November.....	
December.....	
vs. FBS Top-25 teams.....	
vs. FBS non-ranked teams.....	2-4
vs. FCS teams.....	
On artificial turf.....	0-1
On natural grass.....	2-3
Scoring first.....	1-1
Opponent scores first.....	1-3
Scoring on First Drive.....	1-1
Opp Scoring on First Drive.....	1-2
Leading after 1st quarter.....	1-0
Tied/Trailing after 1st quarter.....	1-4
Leading at halftime.....	1-1
Tied/Trailing at halftime.....	1-3
Leading after 3rd quarter.....	2-1
Tied/Trailing after 3rd quarter.....	0-3
Overtime.....	
Scoring 0-14 points.....	0-1
Scoring 15-28 points.....	1-1
Scoring 29-39 points.....	0-2
Scoring 40+ points.....	1-0
Allowing 0-14 points.....	
Allowing 15-28 points.....	2-2
Allowing 29+ points.....	0-2
Rushing for 100 yds or more.....	2-3
Rushing for under 100 yds.....	0-1
Opp Rushes for 100 yds or more.....	1-4
Opp Rushes for under 100 yds.....	1-0
Passing for 300 yds or more.....	0-1
Passing for under 300 yds.....	2-3
Opp Passes for 300 yds or more.....	0-2
Opp Passes for under 300 yds.....	2-2
Outgains opponent.....	2-2
Outgained by opponent.....	0-2
Total offense 300+ yds.....	2-4
Allow 300+ yds total offense.....	1-3
Total offense 400+ yds.....	2-1
Allow 400+ yds total offense.....	0-2
Total offense 500+ yds.....	
Allow 500+ yds total offense.....	
No turnovers.....	1-1
Less than three turnovers.....	2-2
Three or more turnovers.....	0-2
No takeaways.....	
Three or more takeaways.....	
Wins the turnover battle.....	1-1
Wins time of possession.....	2-2
Games decided by 1-8 points.....	1-2
Games decided by 9-16 points.....	0-1
Games decided by 17-24 points.....	0-1
Games decided by 25+ points.....	1-0

**HALL OF FAME BOILERMAKERS****COLLEGE FOOTBALL HALL OF FAME (16)** *Induction*

Elmer Oliphant, HB, 1911-13	1955
Alex Agase, OL, 1943	1963
Cecil Isbell, HB, 1935-37	1967
Bob Griese, QB, 1964-66	1984
Chalmers "Bump" Elliot, HB, 1943-44	1989
Leroy Keyes, HB, 1966-68	1990
Mike Phipps, QB, 1967-69	2006
Mark Herrmann, QB, 1977-80	2010
Otis Armstrong, RB, 1970-72	2012
Dave Butz, DT, 1970-72	2014
Rod Woodson, CB, 1983-86	2016
Andy Smith, Coach, 1913-15	1955
Jim Phelan, Coach, 1922-29	1873
Jack Mollenkopf, Coach, 1956-69	1988
Jim Young, Coach, 1977-81	1999
William "Lone Star" Dietz, Coach, 1921	2012
John Luckhardt, 1966	2022

PRO FOOTBALL HALL OF FAME (4) *Induction Class*

Len Dawson, QB, 1957-75	1987
Bob Griese, QB, 1967-80	1990
Hank Stram, Coach, 1960-74, 1976-77	2003
Rod Woodson, CB/S, 1987-2003	2009

PURDUE HALL OF FAME

1994 - W.P. "Dutch" Fehring, Bob Griese, Leroy Keyes, Guy "Red" Mackey, Jack Mollenkopf, Lamar Lundy
 1995 - Lamar Lundy, Mike Phipps, Sam Voinoff
 1996 - Lawrence Burton, Len Dawson, Bill "Moose" Skowron, Hank Stram
 1997 - Otis Armstrong, Dr. Loyal "Bill" Combs, Mark Herrmann, Elmer Oliphant
 1998 - Tim Foley, Noble Kizer, Duane Purvis, Dave Rankin
 1999 - Bernie Allen, Bob DeMoss, Jim Everett
 2000 - Tom Bettis, Elmer Sleight
 2001 - Cecil Isbell, Dale Samuels
 2003 - Bernie Flowers, Ralph Welch, Rod Woodson
 2004 - Jim Beirne, Dave Butz, Darryl Stingley, Harry Szulborski, Jim Young
 2006 - Mike Alstott, Leo Sugar, Keena Turner
 2007 - Darrel "Pete" Brewster, Felix Mackiewicz, Ned Maloney
 2009 - Erich Barnes, Drew Brees, Boris "Babe" Dimancheff, Dave Young
 2010 - Jerry Shay
 2012 - Gary Danielson, C.S. "Pop" Doan, Jeff Zgonina
 2013 - Tony Butkovich, Alpha Jamison, Matt Light, Joe Tiller
 2015 - John Charles, Taylor Stubblefield
 2016 - Roosevelt Colvin, Travis Dorsch
 2018 - Gregg Bingham, Ryan Kerrigan
 2020 - Chuck Kyle
 2023 - Stuart Schweigert, Alex Yunevich

RECORDS WATCH

Career Punts			
1	Shawn McCarthy	1986-89	273
2	Joe Schopper	2015-18	249
3	Cody Webster	2010-13	232
4	Scott Loughheed	1969-71	190
5	Danny Rogers	1996-99	175
6	Rod Deignan	1992-95	174
7	Dave Eagin	1975-78	167
8	Brent Slaton	2002-03	141
9	Norman Montgomery	1950-52	135
10	Russ Pfahler	1962-64	128
11	Eric Bruun	1990-91	120
12	Jared Armstrong	2006-07	117
13	Jack Ansell	2021-Pres	116

Career Interceptions

1	Stuart Schweigert	2000-03	17
2	Ricardo Allen	2010-13	13
3	Cam Allen	2019-Pres.	12

Interceptions by a Freshman

1	Stuart Schweigert	2000	5
2	Markus Bailey	2016	4
3	Dan Smith	1973	3
	Ricardo Allen	2010	3
	Kenneth Major	2018	3
	Cory Trice	2019	3
	Dillon Thieneman	2023	3
8	Fred Strickland	1984	2
	Jim Schwantz	1988	2
	Kawann Short	2009	2

2023 AWARDS & HONORS**Jack Ansell**

Ray Guy Award Watch List

Hudson Card

Team Captain

Maxwell Award Watch List

Johnny Unitas Golden Arm Award Watch List

Earl Campbell Tyler Rose Award Watch List

Gus Hartwig

Team Captain

Rimington Trophy Watch List

Outland Trophy Watch List

Reese's Senior Bowl Watch List

Campbell Trophy Semifinalist

Sanoussi Kane

Team Captain

Reese's Senior Bowl Watch List

Damarjhe Lewis

Comeback Player of the Year Watch List

Garrett Miller

Comeback Player of the Year Watch List

Reese's Senior Bowl Watch List

Devin Mockobee

Doak Walker Award Watch List

Isaiah Nichols

Reese's Senior Bowl Watch List

TJ Sheffield

Team Captain

Nic Scourton


Team Captain

Dillon Thieneman

Big Ten Freshman of the Week - Sept. 5

Big Ten Freshman of the Week - Oct. 9





ROHRMAN FIELD AT
ROSS-ADE STADIUM
100TH SEASON
CAPACITY - 61,441
298-204-13

ROSS-ADE RECORDS

Rushing	
Attempts	53 - Lorenzo White (Michigan State), 10/26/1985
Yards	350 - Eric Allen (Michigan State), 10/30/1971
TDs	4 - Eric Allen (Michigan State), 10/30/1971; Greg Bell (Notre Dame), 9/10/1983; Mike Alstott vs. Ball State, 9/17/1994; Mike Alstott vs. Minnesota, 10/8/1994; Montrell Lowe vs. Indiana, 11/18/2000; Jered Vold vs. Illinois, 10/4/2003; Kory Sheets vs. Miami (Ohio), 9/9/2006
Longest	94 - Mike Pruitt vs. Iowa, 11/2/1974
Average	17.9 (10-17.9) - Mike Pruitt vs. Iowa, 11/2/1974
Passing	
Attempts	73 - Dwayne Haskins (Ohio State), 10/20/2018
Cmp	49 - Dwayne Haskins (Ohio State), 10/20/2018
Cmp %	.885 (23-26) - Kyle Orton vs. Ball State, 9/11/2004
Yards	572 - David Blough vs. Missouri, 9/15/2018
TDs	6 - Drew Brees vs. Minnesota, 10/3/1998; Kyle Orton vs. Indiana, 11/20/2004; Curtis Painter vs. Eastern Illinois, 9/8/2007
INTs	6 - Dale Samuels vs. Miami (Fla.), 10/14/1950
Longest	99 - Drew Brees to Vinny Sutherland vs. Northwestern, 9/25/1999
Receiving	
Receptions	21 - Chris Daniels vs. Michigan State, 10/16/1999
Yards	301 - Chris Daniels vs. Michigan State, 10/16/1999
TDs	4 - Reggie Arnold vs. Iowa, 10/22/1977
Total Offense	
Yards	590 - David Blough vs. Missouri, 9/15/2018
Scoring	
Points	25 - Cecil Isbell vs. Ohio, 9/26/1936
TDs	4 - many, last Kory Sheets vs. Michigan, 11/1/2008
PAT Att.	9 - Ben Jones vs. Indiana, 11/20/2004
PAT Con.	9 - Ben Jones vs. Indiana, 11/20/2004
FG Att.	6 - Rick Anderson vs. Michigan State, 10/25/1980; Chris Summers vs. Oregon, 9/13/2008
FG Made	5 - Rick Anderson vs. Michigan State, 10/25/1980
Longest FG	59 - Rafi Mojsiejko (Michigan State), 10/1/1983 59 - Carson Wiggs vs. Toledo, 9/5/2009
Interceptions	
Most	3 - many, last Anthony Brown vs. Nebraska, 10/31/2015
Yards	105 - Ross Fichtner (3 ints) vs. Minnesota, 11/14/1959
Long Return	100 - David Brown (Ohio State), 10/18/1986; Marlon Kerner (Ohio State), 10/23/1993; Michael Hawthorne (65 yds) and Billy Gustin (35 yds) vs. UCF, 9/19/1998
Punt Returns	
Most	7 - Steve deGrandmaison vs. Indiana, 11/21/1970; Chuck Piebes vs. Notre Dame, 9/25/1971; Anthony Hardy vs. Northwestern, 11/14/1987; Peter Marciano (Iowa), 10/22/1988
Yards	149 - Anthony Chambers vs. Penn State, 10/11/2003
Long	92 - Phil Mateja vs. Iowa, 10/6/1951
Kickoff Returns	
Most	8 - Dorian Bryant vs. Michigan State, 11/10/2007
Yards	158 - Stan Brown vs. Ohio State, 11/15/1969
Long	100 - Stan Brown vs. Indiana, 11/21/1970; Jimmy Smith vs. Stanford, 9/12/1981
Miscellaneous Returns	
Longest Fumble Return	90 - Ned Maloney vs. Indiana, 11/23/1946; Danny Ezechukwu vs. Virginia Tech, 9/19/2015
Longest Blocked Kick Return	78 - Billy McKoy (field goal) vs. Virginia, 9/21/1968
Punting	
Most	12 - Scott Loughheed vs. Ohio State, 11/14/1970; Jared Armstrong vs. Ohio State, 10/6/2007
Longest	84 - George Fowler (Indiana), 11/21/1936

ROSS-ADE STADIUM ROHRMAN FIELD**GENERAL INFORMATION**

Opened - Nov. 22, 1924 (100th Season)

Renovated - 2002, 2023

Expanded - 1930, 1949, 1955, 1964, 1969, 2023

NAMED AFTER

David E. Ross - Purdue 1893

Inventor, Engineer, Businessman, Board of Trustees

George Ade - Purdue 1887

Writer, Playwright, Newspaper Columnist, Board of Trustees

HISTORY

Ross-Ade Stadium was dedicated Nov. 22, 1924, ahead of its first game when Purdue hosted Indiana. The Boilermakers demolished their in-state foes in a 26-7 rout.

The two men for whom the stadium is named after, David E. Ross and George Ade, were instrumental in building a stadium that has served as the backdrop to Purdue lore over the last 100 seasons. Ross conceived of the idea for a new stadium to replace Stuart Field, a 5,000-seat stadium that hosted Purdue Football from 1892 to 1924 and was located where the Elliot Hall of Music stands today.

Ross and Ade worked together to purchase the land and later presented it to the university for the stadium to be built.

The original capacity for Ross-Ade Stadium in 1924 was 18,500, including standing room tickets. Over the years and several renovations, the capacity grew to its largest at 69,200 in 1970.

The largest crowd ever to see a game at Ross-Ade is 71,629 against Indiana on Nov. 22, 1980, when Purdue outlasted the Hoosiers, 24-23, on the shoulders of consensus All-Americans quarterback (and current John Purdue Club Director of Leadership and Alumni Engagement) Mark Hermann and tight end Dave Young.

Additional upgrades to the stadium included a new press box, luxury boxes and premium club areas in 2003 as a part of a \$70 million project. Permanent lighting was installed in 2017 and a new sound system in 2018.

In 2004, a limestone and brick tunnel was dedicated to the memory of the 17 football players, coaches, alumni, and fans who died in the 1903 Purdue Wreck in Indianapolis.

Purdue added a new video board by Daktronics in the south end zone that measured 150 feet 4 inches by 56 feet 9 inches and was four times larger than the board installed in 2006. The new video board was the first HDR (high dynamic range) system in college football.

The Tyler Trent (T²) Student Gate was dedicated during the 2019 season in memory of Purdue superfan Tyler Trent who passed away at the age of 20 from osteosarcoma. The T² Gate was relocated to the south side of the stadium after the 2023 student section renovations were completed.

PHASE I

The 2023 season will reintroduce Ross-Ade Stadium to Purdue fans as Phase I of a multi-phased renovation project was completed during the offseason at a cost of more \$45 million, fully funded by gifts to the John Purdue Club.

The three main enhancements to the stadium were the Tiller Tunnel, the south end zone student section and the team dining facility (to be completed in 2024) on the north side of the stadium, bringing the total capacity up to 61,441

SOUTH END ZONE PROJECT

The Purdue student section and the All-American Marching Band have a new home in the south end zone of Ross-Ade Stadium. As a part of the Phase I project, the dedicated student section enhancements will include the addition of a new Tyler Trent student entrance area, safe standing seats, patio and deck areas, rail seating, and enhanced concessions. In addition, the south end zone will include a dedicated area for the "All-American" Marching Band.

The completion of the bowl, in addition to the investment in the size of the concourse, will allow for a more accessible fan experience as fans will now be able to traverse the entire stadium at the concourse level.

TILLER TUNNEL

The Boilermakers run onto Rohrman Field at Ross-Ade Stadium via the Tiller Tunnel. Completed in 2023, the tunnel provides direct access to the team back to the Kozuch Football Performance Center.

The tunnel is named in honor of the Purdue Hall of Fame inductee Joe Tiller, the winningest coach in the history of Purdue Football. Tiller left an incredible legacy on the program and Boilermakers everywhere. The result was 10 bowl games, including the 2001 Rose Bowl, and a Big Ten Conference championship in 2000.

ALL-TIME RECORDS AT CURRENT BIG TEN STADIUMS

1.	Ohio State	1922	Ohio Stadium	469-114-20
2.	Michigan	1927	Michigan Stadium	457-133-17
3.	Nebraska	1923	Memorial Stadium	430-148-13
4.	Michigan State	1923	Spartan Stadium	385-168-13
5.	Wisconsin	1917	Camp Randall	377-200-23
6.	Penn State	1960	Beaver Stadium	313-80
7.	Iowa	1929	Kinnick Stadium	312-192-15
8.	Purdue	1924	Ross-Ade Stadium	298-204-13
9.	Illinois	1923	Memorial Stadium	286-254-14
10.	Northwestern	1926	Ryan Field	256-271-10
11.	Maryland	1950	SECU Stadium	238-156-1
12.	Indiana	1960	Memorial Stadium	171-190-3
13.	Rutgers	1994	SHI Stadium	84-101
14.	Minnesota	2009	Huntington Bank Stadium	60-37
USC	1923	LA Coliseum	465-146-27	
Washington	1920	Husky Stadium	410-184-21	
UCLA	1982	Rose Bowl	170-83-2	
Oregon	1967	Autzen Stadium	209-101-5	

QUARTERBACKS BEWARE.

Threatening the opposition's signal-caller is the goal of every defensive end causing disruption, havoc and confusion to the offense.

Throughout its history, Purdue has produced many outstanding defensive ends, creating an institution unlike any other in college football - The Den of Defensive Ends.

The tradition of The Den of Defensive Ends dates to the days of Leo Sugar and Lamar Lundy from the late 1940s to the mid-1950s and subsequently Turner in the late 1970s, but it has flourished more recently. While Purdue's high-powered offense has made headlines under head coaches Joe Tiller and Jeff Brohm, the Boilermakers' defense made a name for itself principally for the play of its ends.

In the 1998 Alamo Bowl, Roosevelt Colvin and Chike Okeafor were unstoppable, combining for six sacks of Kansas State quarterback and Heisman Trophy runner-up Michael Bishop. Colvin holds Purdue records for sacks in a season (15 in 1998) and a career (35).

Since 1999, 11 Boilermaker defensive ends have been selected in the National Football League Draft, including first-round picks Anthony Spencer in 2007, Ryan Kerrigan in 2011 and George Karlaftis in 2022.

Eight members of The Den have gone on to be selected for the NFL Pro Bowl - Sugar, Lundy, Keena Turner, Colvin, Shaun Phillips, Spencer, Kerrigan and Cliff Avril - while five have played for Super Bowl champions Turner, Colvin, Avril, Ninkovich and Karlaftis.

DEN OF DEFENSIVE ENDS

CLIFF AVRIL (PURDUE 2004-07)

All-Big Ten
3rd Rd, 92nd - 2008 NFL Draft - Detroit Lions
2008-17 NFL Career - Detroit, Seattle

AKIN AYODELE (PURDUE 1999-01)

3-time All-Big Ten
2nd Rd, 89th - 2002 NFL Draft - Jacksonville Jaguars
2002-10 NFL career - Jacksonville, Dallas, Miami, Buffalo

ROSEVELT COLVIN (PURDUE 1995-98) - PURDUE HALL OF FAME - 2016

2-time All-Big Ten
4th rd, 11th - 1999 NFL Draft - Chicago Bears
1999-08 NFL career - Chicago, New England
Super Bowl XXXVIII, XXXIX champion

RAY EDWARDS (PURDUE 2003-05)

4th Rd, 127th - 2006 NFL Draft - Minnesota Vikings
2006-12 NFL career - Minnesota, Atlanta

GEORGE KARLAFTIS (PURDUE 2019-21)

3-time All-Big Ten, 2021 First Team All-America
1st Rd, 30th - 2022 NFL Draft - Kansas City Chiefs
2022-Present NFL career - Kansas City

RYAN KERRIGAN (PURDUE 2007-10) - PURDUE HALL OF FAME - 2018

2-time All-Big Ten, All-America, Defensive Player of the Year
1st Rd, 16th - 2011 NFL Draft - Washington Redskins
2011-Present NFL career - Washington, Philadelphia
Super Bowl LVII champion

LAMAR LUNDY (PURDUE 1954-56) - PURDUE HALL OF FAME - 1995

2-time All-Big Ten
4th Rd, 47th - 1957 NFL Draft - Los Angeles Rams
1957-69 NFL career - Los Angeles

ROB NINKOVICH (PURDUE 2004-05)

All-Big Ten
5th Rd, 135th - 2006 NFL Draft - New Orleans Saints
2006-16 NFL career - New Orleans, Miami, New England
Super Bowl XLIX, LI champion

CHIKE OKEAFOR (PURDUE 1994-96, 1998)

All-Big Ten
3rd Rd, 89th - 1999 NFL Draft - San Francisco 49ers
1999-09 NFL career - San Francisco, Seattle, Arizona

SHAUN PHILLIPS (PURDUE 2000-03)

All-Big Ten
4th Rd, 98th - 2004 NFL Draft - San Diego Chargers
2004-14 NFL career - San Diego, Denver, Tennessee, Indianapolis

ANTHONY SPENCER (PURDUE 2003-06)

All-Big Ten, All-America
1st Rd, 26th - 2007 NFL Draft - Dallas Cowboys
2007-14 NFL career - Dallas

LEO SUGAR (PURDUE 1949-51) - PURDUE HALL OF FAME - 2006

2-time All-Big Ten, All-America
11th Rd, 123rd - 1952 NFL Draft - Chicago Cardinals
1954-62 NFL career - Chicago/St. Louis, Philadelphia, Detroit

KEENA TURNER (PURDUE 1976-79) - PURDUE HALL OF FAME - 2006

2-time All-Big Ten
2nd Rd, 39th - 1980 NFL Draft - San Francisco 49ers
1980-90 NFL career - San Francisco
Super Bowl XVI, XIX, XXIII, XXIV champion

CRADLE OF QUARTERBACKS

DREW BREES (PURDUE 1997-00) - PURDUE HALL OF FAME - 2009

11,792 yards, 90 touchdowns, 61.1% comp.
All-America, Maxwell Award, 3-time All-Big Ten
2nd Rd, 32nd - 2001 NFL Draft - San Diego Chargers
2001-20 NFL Career - San Diego, New Orleans
Super Bowl XLIV MVP & champion, 13-time Pro Bowler

SCOTT CAMPBELL (PURDUE 1980-83)

7636 yards, 45 touchdowns
7th Rd, 191st - 1984 NFL Draft - Pittsburgh
1984-90 NFL Career - Pittsburgh, Atlanta
Pittsburgh Steelers (1984-86), Atlanta Falcons (1986-90)

GARY DANIELSON (PURDUE 1970-72) - PURDUE HALL OF FAME - 2012

2,748 yards, 14 touchdowns at Purdue
Detroit Lions (1976-1984), Cleveland Browns (1985, 1987-88)
College Football Analyst for CBS

LEN DAWSON (PURDUE 1954-56) - PURDUE HALL OF FAME - 1996

3,325 yards, 29 touchdowns at Purdue
Three-time All-Big Ten, 1956 First Team All-America
1st Rd, 5th - 1957 NFL Draft - Pittsburgh Steelers
1957-75 NFL Career - Pittsburgh, Cleveland, Dallas, Kansas City Chiefs
Super Bowl IV champion, Super Bowl IV MVP, 1987 Pro Football Hall of Fame

BOB DEMOSS (PURDUE 1945-48) - PURDUE HALL OF FAME - 1999

2,759 yards, 23 touchdowns at Purdue
2nd Rd, 13th - 1949 NFL Draft - New York Yanks
Purdue Head Coach (1970-72)

JIM EVERETT (PURDUE 1981-85) - PURDUE HALL OF FAME - 1999

7,411 yards, 43 touchdowns at Purdue, 1985 All-Big Ten
1st Rd, 3rd - 1986 NFL Draft - Houston Oilers
1986-97 NFL Career - Los Angeles Rams, New Orleans, San Diego
Pro Bowler

BOB GRIESE (PURDUE 1964-66) - PURDUE HALL OF FAME - 1994

4,541 yards, 28 touchdowns at Purdue
1966 Big Ten Player of the Year, 2-time All-America, 2-time All-Big Ten
1st Rd, 4th - 1967 NFL Draft - Miami Dolphins
1967-80 NFL Career - Miami
Super Bowl VII & VIII champion, 6-time Pro Bowl, Pro Football Hall of Fame

MARK HERRMANN (PURDUE 1977-80) - PURDUE HALL OF FAME - 1997

9,946 yards, 71 touchdowns
4-time All-Big Ten, Sammy Baugh Award, College Football Hall of Fame
4th Rd, 98th - 1981 NFL Draft - Denver Broncos
1981-92 NFL Career - Denver, Baltimore, Indianapolis, San Diego

KYLE ORTON (PURDUE 2001-04)

9,337 yards, 63 touchdowns
2-time All-Big Ten
4th Rd, 106th - 2005 NFL Draft - Chicago Bears
2005-2014 NFL Career - Chicago, Denver, Kansas City, Dallas, Buffalo

CURTIS PAINTER (PURDUE 2005-08)

11,163 yards, 67 touchdowns
6th Rd, 201st - 2009 NFL Draft - Indianapolis Colts
2009-13 NFL Career - 2009-13

MIKE PHIPPS (PURDUE 1967-69) - PURDUE HALL OF FAME - 1995

5,423 yards, 37 touchdowns
1969 Consensus All-America, 2-time All-Big Ten, College Football Hall of Fame
1st Rd, 3rd - 1970 NFL Draft - Cleveland Browns
1970-81 NFL Career - Cleveland, Chicago

DALE SAMUELS (PURDUE 1950-52) - PURDUE HALL OF FAME - 2001

3,161 yards, 27 touchdowns at Purdue
3rd Rd, 28th pick - Chicago Cardinals, 1953 NFL Draft

Many schools boast of tradition. But none can match Purdue's tradition of turning out top-flight quarterbacks.

The Cradle of Quarterbacks has evolved over the last 70 years as a defining feature of Purdue football. Boilermakers have set numerous NCAA and Big Ten Conference records, many have been chosen as All-Americans and national awards winners or finalists. Three have been selected for induction into the College Football Hall of Fame (Bob Griese, Mike Phipps and Mark Herrmann), and two are in the Pro Football Hall of Fame (Griese and Len Dawson).

Fifteen former Purdue signal-callers have gone on to play in the National Football League. Drew Brees, Dawson and Griese combined to win four Super Bowls. Purdue is one of just two universities that can claim three Super Bowl champs at the position. (Alabama)

The Cradle of Quarterbacks tradition started with Bob DeMoss, who gained fame as a freshman by leading the 1945 Boilermakers to an upset of fourth-ranked Ohio State in Columbus. DeMoss went on to be Purdue's primary quarterback through 1948.

After one season playing in the NFL for the New York Bulldogs, DeMoss returned to his alma mater as quarterbacks coach from 1950 to 1969 before becoming head coach in 1970, the last signal-caller to do so. Along the way, DeMoss recruited and developed many members of the Cradle Dale Samuels, Dawson, Griese, Phipps and Gary Danielson.



Herrmann set NCAA career records for passing attempts, completions and yards, as well as total offense - becoming the first quarterback in NCAA history to throw for 8,000 yards and subsequently the first to throw for 9,000 yards - from 1977 to 1980.

Later in the 1980s, Scott Campbell and Jim Everett became Cradle members and after coach Joe Tiller brought the spread offense to Purdue in 1997, Brees, Kyle Orton and Curtis Painter joined the exclusive club. In the early 1970s, Purdue Athletics commissioned a university artist named Keith Butz to create a poster featuring outstanding Boilermaker quarterbacks of the previous 30 years. That poster featured Bob DeMoss, Dale Samuels, Len Dawson, Bernie Allen, Bob Griese, Mike Phipps and Gary Danielson.

The reference to Cradle of Quarterbacks was added in the late 1970s when the poster was updated to include Mark Herrmann ... then again in the mid-1980s when Scott Campbell and Jim Everett were added ... and again in picture form in the late 1990s to include Eric Hunter, Billy Dicken and Drew Brees.



PROBOILERS

LEN DAWSON
PURDUE (1954-56)ROD WOODSON
PURDUE (1983-86)BOB GRIESE
PURDUE (1964-66)KEENA TURNER
PURDUE (1976-79)DREW BREES
PURDUE (1997-2000)

269

Entering the 2023-24 NFL season, there have been 269 Boilermakers to appear on an active roster in the NFL.

323

Purdue has seen 323 of its players get drafted into the professional ranks of the NFL, AFL, USFL and XFL.

23

Twenty-three Boilermakers have heard their name called during the first round. The most recent first rounder was now-Super Bowl champion George Karlaftis.

23

A Purdue Boilermaker has won 23 of the 57 Super Bowls. Twenty-four different Boilermakers have won the NFL's ultimate prize, while Purdue has been represented in 38 of the games.

4

Purdue boasts four Pro Football Hall of Fame Inductees -
 Len Dawson, QB, 1957-75, Class of 1987
 Bob Griese, QB, 1967-80, Class of 1990
 Hank Stram, Coach, 1960-74, 1976-77, Class of 2003
 Rod Woodson, CB/S, 1987-2003, Class of 2009

CURRENT BOILERMAKERS IN THE NFL

Markus Bailey	Cincinnati Bengals	Linebacker	Active
Derrick Barnes	Detroit Lions	Linebacker	Active
David Bell	Cleveland Browns	Wide Receiver	Active
Ja'Whaun Bentley	New England Patriots	Linebacker	Active
Anthony Brown	San Francisco 49ers	Cornerback	Active
Payne Durham	Tampa Bay Buccaneers	Tight End	Active
Jalen Graham	San Francisco 49ers	Linebacker	Active
Brycen Hopkins	Los Angeles Rams	Tight End	Active
Charlie Jones	Cincinnati Bengals	Wide Receiver	Active
George Karlaftis	Kansas City Chiefs	Defensive End	Active
Rondale Moore	Arizona Cardinals	Wide Receiver	Active
Raheem Mostert	Miami Dolphins	Running Back	Active
Aidan O'Connell	Las Vegas Raiders	Quarterback	Active
David Blough	Detroit Lions	Quarterback	Practice
Zander Horvath	Pittsburgh Steelers	Fullback	Practice
Cory Trice	Pittsburgh Steelers	Cornerback	Reserve



Aidan O'Connell
Quarterback • Las Vegas Raiders

SUPER BOWL BOILERS

Forty-three Boilermaker alumni have played in the Super Bowl, culminating in 73 total appearances in the big game. Purdue has had a alum play in 23 of the last 24 Super Bowls, winning 37 championships as players and coaches

Matt Light holds the Boilermaker record for most appearances with five appearances while on the offensive line for the New England Patriots.

Mike Alstott scored the first Super Bowl touchdown by a Purdue alum in Super Bowl XXXVII. Three former Boilermakers have thrown touchdown passes in the Super Bowl — Len Dawson in Super Bowl I and IV, Bob Griese in Super Bowl VII and Drew Brees in XLIV.

Player	Team	Super Bowl(s)	Player	Team	Super Bowl(s)
Len Dawson	Kansas City Chiefs	I	Rob Ninkovich	New England Patriots	XLVI
Tim Foley	Kansas City Chiefs	IV*#		New England Patriots	XLIX*
	Miami Dolphins	VI		New England Patriots	LI*
	Miami Dolphins	VII*	David Nugent	New England Patriots	XXXVI*
	Miami Dolphins	VIII*	Chike Okeafor	Arizona Cardinals	XLIII
	Indianapolis Colts	XLI*	Chukky Okobi	Pittsburgh Steelers	XL*
	New England Patriots	XXXVIII*	Kyle Orton	Chicago Bears	XL
	New England Patriots	XXXIX*	Curtis Painter	Indianapolis Colts	XLIV
Bob Griese	Miami Dolphins	VI	Shaun Phillips	Denver Broncos	XLVIII
	Miami Dolphins	VII*	Bernard Pollard	Baltimore Ravens	XLVII*
	Miami Dolphins	VIII*	Jim Schwantz	Dallas Cowboys	XXX*
Brycen Hopkins	Los Angeles Rams	LVI*	Kawann Short	Carolina Panthers	50
Mark Jackson	Denver Broncos	XXI	John Standeford	Indianapolis Colts	XL I*
	Denver Broncos	XXII	Hank Stram !	Kansas City Chiefs	I
	Denver Broncos	XXIV		Kansas City Chiefs	IV*
Steve Jackson	Tennessee Titans	XXXIV	Craig Terrill	Seattle Seahawks	XL
George Karlaftis	Kansas City Chiefs	LVI*	Jacob Thieneman	San Francisco 49ers	LIV
Jason King	New England Patriots	LII	Keena Turner	San Francisco 49ers	XVI*
Niko Koutouvides	Seattle Seahawks	XL		San Francisco 49ers	XIX*
	New England Patriots	XLVI		San Francisco 49ers	XXIII*
	New England Patriots	XXXVI*		San Francisco 49ers	XXIV*
	New England Patriots	XXXVII*	Rod Woodson	Pittsburgh Steelers	XXX
	New England Patriots	XXXIX*		Baltimore Ravens	XXXV*
	New England Patriots	XLII		Oakland Raiders	XXXVII
	New England Patriots	XLVI	Jeff Zgonina	St. Louis Rams	XXXIV*
Raheem Mostert	San Francisco 49ers	LIV		St. Louis Rams	XXXVI
Gene Mruczkowski	New England Patriots	XXXVIII*			
	New England Patriots	XXXIX*			
Mike Neal	Green Bay Packers	XLV*			





GAME 7 NOTES • Purdue vs. Ohio State



TEAM GAME-BY-GAME

Game	FS	VT	SYR	WIS	ILL	IOWA	OSU	NEB	MICH	MINN	NU	IU	TOTAL
Points	35	24	20	17	44	14							154-25.7
	39	17	35	38	19	20							168-28.0
Total Offense	363	427	403	396	406	343							2342-390.3
	487	286	455	388	375	291							2282-380.3
Total Plays	60	80	78	69	71	80							438
	82	62	72	71	66	56							409
Yards Per Play	6.0	5.3	5.2	5.7	5.7	4.3							5.3
	5.9	4.6	6.3	5.5	5.7	5.2							5.6
First Downs	19	22	29	23	26	21							140
	27	19	28	20	17	13							124
Rush Attempts	30	46	32	31	45	40							224
	37	22	44	43	34	35							215
Yards Rushing	109	179	80	194	189	96							851-141.8
	116	11	271	195	149	181							923-153.8
Yards Per Rush	3.6	3.9	2.5	6.3	4.2	2.4							3.8
	3.1	0.5	6.2	4.5	4.4	5.2							4.3
Rushing Touchdowns	2	3	2	2	3	1							13
	1	0	5	4	1	1							12
Passing Completions	17	23	32	21	18	25							136
	32	18	14	18	18	6							106
Passing Attempts	30	34	46	38	26	40							214
	45	40	28	28	32	21							194
Completion %	56.6	67.6	69.6	55.3	69.2	62.5							63.6
	71.1	45.0	50.0	64.3	56.3	28.6							54.6
Passing Yards	254	248	323	202	217	247							1491-248.5
	371	275	184	193	226	110							1359-226.5
Passing Touchdowns	2	0	1	0	2	1							6
	4	2	0	0	1	1							8
Had Intercepted	0	0	1	2	0	2							5
	1	2	1	1	0	1							6
Field Goals	0-1	1-2	0-0	1-1	1-1	0-1							3-6
	1-2	1-1	0-1	3-3	2-2	2-4							9-13
Punting No.-Avg.	4-41.5	6-39.0	2-44.0	3-34.3	4-35.8	7-41.3							26-39.3
	4-40.2	7-46.3	3-34.3	2-54.5	6-46.5	6-47.3							28-45.0
Time of Possession	23:38	38:01	30:32	26:06	31:56	35:28							30:57
	36:22	21:59	29:28	33:54	28:04	24:32							29:03
Third Downs	3-12	7-17	7-14	6-13	8-13	9-19							40-88-45%
	11-17	2-12	7-12	12-18	2-14	3-13							37-86-43%
Fourth Downs	2-4	0-1	1-4	0-2	0-0	0-2							3-13-23%
	0-0	1-2	0-1	0-0	2-3	0-0							3-6-50%
Red-Zone Scoring	3-4	2-2	3-6	3-4	5-5	1-2							17-23-74%
	3-4	2-2	3-5	6-6	3-3	2-2							19-22-86%
Red Zone TDs-FGs	3-0	2-0	3-0	2-1	4-1	1-0							15-2
	3-0	1-1	3-0	4-2	2-1	0-2							13-6
Turnovers	0	0	4	3	1	1							9
	1	2	1	1	1	1							7
Points off Turnovers	7	7	7	0	0	0							21
	0	0	21	8	7	3							39
Penalties	4-35	7-48	11-127	7-73	3-15	6-45							38-343-57.2
	7-66	3-25	9-105	11-70	9-83	2-20							41-369-61.5
Punt Returns	1-29-0	4-28-0	1-6-0	0-0-0	3-14-0	3-53-0							12-10.8-0
	1-0-0	1-1-0	0-0-0	0-0-0	1-10-0	3-45-0							6-9.3-0
Kick Returns	3-144-1	0-0-0	0-0-0	2-33-0	1-25-0	0-0-0							6-33.7-1
	2-50-0	3-79-0	3-52-0	2-73-0	4-78-0	1-3-0							15-22.3-0
Interception Returns	1-0-0	2-5-0	1-0-0	1-16-0	0-0-0	1-26-0							6-7.8-0
	0-0-0	0-0-0	1-14-0	2-28-0	0-0-0	2-41-0							5-16.6-0
Fumble-Lost	1-0	0-0	6-3	2-1	1-1	2-0							12-5
	0-0	1-0	0-0	0-0	3-1	1-0							5-1
Sacks	2-12	3-33	4-18	1-13	6-31	1-10							18-118
	0-0	2-16	2-17	2-14	2-21	6-43							14-111
Tackles-for-Loss	4-16	9-54	7-23	6-20	7-32	5-16							39-162
	4-11	8-33	5-22	8-38	4-26	12-55							41-185
Breakups	3	2	5	4	3	1							19
	5	4	5	7	1	3							26

GAME LEADERS

Game	Rushing Attempts	Rushing Yards	Passing Yards	Receptions	Receiving Yards	All-Purpose Yards	Tackles	Tackles For Loss
FRESNO STATE	Mockabee - 16	Mockabee - 60	Card - 254	Burks/Yaseen - 4	Burks - 152	Burks - 152	Thieneman - 10	Jenkins - 2.0
Virginia Tech	Mockabee - 21	Mockabee - 95	Card - 248	Klare - 8	Klare - 64	Mockabee - 107	Thieneman - 7	Scourton - 3.5
SYRACUSE	Mockabee - 12	Tracy Jr. - 38	Card - 323	Yaseen - 10	Yaseen - 114	Thieneman - 14	Thieneman - 14	Brothers - 2.0
WISCONSIN	Card - 13	Tracy Jr. - 84	Card - 202	Burks - 6	Burks - 73	Tracy Jr. - 125	Jenkins/Kane - 9	Kane - 2.0
ILLINOIS	Tracy Jr. - 21	Tracy Jr. - 112	Card - 217	Burks - 5	Burks - 83	Tracy Jr. - 141	Kane - 9	Kpaka - 1.5
Iowa	Mockabee - 20	Mockabee - 89	Card - 247	G. Miller - 8	Sheffield - 93	Sheffield - 146	Kane - 9	Omonode, 4 others - 1
OHIO STATE								
Nebraska								
Michigan								
MINNESOTA								
Northwestern								
INDIANA								





GAME 7 NOTES • Purdue vs. Ohio State



OFFENSIVE STARTERS

	QB	RB/WR	TE/WR	WR/TE/RB	WR	WR	LT	LG	C	RG	RT
FRESNO STATE	Card	Mockobee	Klare	Sheffield	Burks	Yaseen	Moussa	P. Nichols	A. Johnson	Grant	Mbow
Virginia Tech	Card	Mockobee	G. Miller	Tracy	Burks	Yaseen	Moussa	P. Nichols	Kaltenberger	Grant	Mbow
SYRACUSE	Card	Mockobee	Klare	Sheffield	Burks	Yaseen	Moussa	P. Nichols	Kaltenberger	Grant	Mbow
WISCONSIN	Card	Tracy Jr.	Klare	Miller	Burks	Yaseen	Moussa	P. Nichols	Hartwig	Grant	Mbow
ILLINOIS	Card	Tracy Jr.	Klare	Sheffield	Burks	Yaseen	Moussa	P. Nichols	Hartwig	Grant	Mbow
Iowa	Card	Tracy Jr.	G. Miller	Sheffield	Burks	Yaseen	Moussa	P. Nichols	Hartwig	Grant	Mbow
OHIO STATE											
Nebraska											
Michigan											
MINNESOTA											
Northwestern											
Indiana											

DEFENSIVE STARTERS

	DL	DL	DL	OLB/DL	OLB	LB	LB/DB	DB	DB	DB	DB
FRESNO STATE	Langham	Brevard	I. Nichols	Jenkins	Scourton	Brothers	Allen	M. Brown	Thieneman	Kane	M. Wilson
Virginia Tech	Langham	Brevard	I. Nichols	Jenkins	Scourton	Brothers	Allen	M. Brown	Thieneman	Kane	M. Wilson
SYRACUSE	Langham	Brevard	I. Nichols	Jenkins	Scourton	Brothers	Allen	M. Brown	Thieneman	Kane	M. Wilson
WISCONSIN	Langham	Brevard	I. Nichols	Jenkins	Scourton	Brothers	Allen	M. Brown	Thieneman	Kane	M. Wilson
ILLINOIS	Langham	Brevard	I. Nichols	Jenkins	Scourton	Karlaftis	Allen	M. Brown	Thieneman	Kane	M. Wilson
Iowa	Langham	Brevard	I. Nichols	Jenkins	Scourton	Karlaftis	Washington	M. Brown	Thieneman	Kane	Rogers Jr.
OHIO STATE											
Nebraska											
Michigan											
MINNESOTA											
Northwestern											
Indiana											

CAREER STARTS

OFFENSE	Position	18/19	20	21	22	23	Total	Consecutive	DEFENSE	Position	19	20	21	22	23	Total	Consecutive
Deion Burks	WR	--	--	--	1	6	7	6	Cam Allen	DB	--	5	13	13	5	36	
Hudson Card	QB	--	--	2*	3*	6	21	6	Prince James Boyd Jr.	DT	--	--	--	1		1	
Dylan Downing	RB	--	--	--	4		4		Cole Brevard	DT	--	--	--	--	6	6	6
Jahmal Edrine	WR	--	--	--	9		9		OC Brothers	LB	--	--	--	10	4	14	
Ben Farrell	OL	--	4	8	6		18		Markevious Brown	DB	--	--	--	--	6	6	6
Ben Furtney	FB	--	--	--	2		2		Scotty Humpich	LB	7*	7*	4*	--		18	
Jalen Grant	OL	--	--	--	--	6	6	6	Kydran Jenkins	LB	--	--	10	14	6	30	21
Luke Griffin	OL	--	1*	6*	1*		8		Yanni Karlaftis	LB	--	--	--	--	2	2	2
Gus Hartwig	OL	--	3	13	11	3	30	3	Sanoussi Kane	DB	--	--	1	11	7	18	9
Austin Johnson	OL	--	--	--	7*	1	8		Sulaiman Kpaka	DL	--	--	--	2		2	
Daniel Johnson	OL	4	3	3	2		12		Malik Langham	DL	--	--	3	--	6	9	6
Josh Kaltenberger	OL	--	--	--	3	2	5		Damarjhe Lewis	DL	--	--	2	--		2	
Max Klare	TE	--	--	--	--	4	4		Derrick Rogers Jr	DB	--	--	--	--	1	1	1
Marcus Mbow	OL	--	--	--	14	6	20	20	Nic Scourton	LB	--	--	--	--	6	6	6
Garrett Miller	TE	--	1	4	--	3	8	1	Dillon Thieneman	DB	--	--	--	--	6	6	6
Devin Mockobee	RB	--	--	--	7	3	10		Salim Turner-Muhammad	DB	--	5*	1*	1*		7	
Mahamane Moussa	OL	--	--	--	9	6	15	15	Isaiah Nichols	DL	--	7*	4*	12*	6	29	6
Preston Nichols	OL	--/12*	--/4	10*	11	6	43	6	Clyde Washington	LB	--	--	--	1	1	2	1
Paul Piferi	TE	--	--	--	2		2		Marquis Wilson	DB	--	2*	--	--	5	7	
Mershawn Rice	WR	--	--	--	3		3										
TJ Sheffield	WR	--	--	4	12	4	20	2									
Andrew Sowinski	WR	--	--	--	3		4										
Tyrone Tracy	WR	--	4	4	5	4	17	3									
Abdur-Rahmaan Yaseen	WR	--	--	--	1	6	7	7									

* at previous school

* at previous school

2023 GAME INFORMATION

	COIN TOSS	TOSS RECORD	PURDUE FIRST OFF. PLAY	CAPTAINS	PURDUE UNIFORM	RESULT
FRESNO STATE	Won	1-0	Pass - 6 yard completion	Card, Kane, Sheffield, Scourton	Gold/Black/Gold	L, 35-39
Virginia Tech	Lost	1-1	Pass - Incomplete	Card, Hartwig, Kane, Sheffield	Gold/White/White	W, 24-17
SYRACUSE	Lost	1-2	Rush - Card for 3 yards	Card, Hartwig, Scourton, Sheffield	Gold/Black/Black	L, 20-35
WISCONSIN	Lost	1-3	Pass - Card to Klare for 1 yard	Card, Hartwig, Kane, Scourton	Gold/Black/Black	L, 17-38
ILLINOIS	Won	2-3	Rush - Tracy for 2 yards	Card, Hartwig, Kane	Gold/Black/Black	W, 44-19
Iowa	Lost	2-4	Rush - Tracy for 2 yards	Card, Hartwig, Kane	Gold/White/White	L, 14-20
OHIO STATE						
Nebraska						
Michigan						
MINNESOTA						
Northwestern						
INDIANA						



**DRIVE CHART** (PURDUE/OPPONENT)

Game	Possessions	TDs	FGs		Fum.	Int.	Safety	Punt	Downs	Half	Game	3-And	
			Made	Attempted								80+Yard	Out
FRESNO STATE	11/13	5/5	0/1	1/2	0/0	0/1	0/0	4/4	2/0	0/0	0/1	1/1	2/4
Virginia Tech	14/13	3/2	1/1	2/1	0/0	0/2	0/0	6/7	1/1	1/0	1/0	0/0	3/2
SYRACUSE	11/12	3/5	0/0	0/1	3/0	1/1	0/0	2/3	2/1	0/0	0/1	0/2	1/1
WISCONSIN	11/11	4/2	3/1	3/1	1/0	2/1	0/0	3/2	2/0	0/0	0/1	0/0	2/0
ILLINOIS	11/13	5/2	1/2	1/2	1/1	0/0	0/0	4/6	0/1	0/0	0/1	0/2	1/3
Iowa	14/15	2/2	0/2	1/4	0/0	1/1	0/0	7/6	2/0	0/1	0/1	0/1	0/6
OHIO STATE													
Nebraska													
Michigan													
MINNESOTA													
Northwestern													
INDIANA													
TOTALS													

SCORING DRIVES**vs. Fresno State (4)**

Qtr	Res.	Players/Play	Plays	Yards	TOP
1	TD	Card to Burks 84-yard pass	3	92	1:15
2	TD	Tracy 1-yard rush	8	17	1:18
2	TD	Card to Burks 17-yard pass	6	59	3:20
4	TD	Mockobee 11-yard rush	2	55	0:41

at Virginia Tech (4)

Qtr	Res.	Players/Play	Plays	Yards	TOP
1	TD	Mockobee 15-yard rush	9	75	3:34
1	FG	Freehill 43-yard field goal	10	42	4:11
1	TD	Tracy 21-yard rush	2	21	0:12
4	TD	Card 2-yard rush	13	74	6:31

vs. Syracuse (3)

Qtr	Res.	Players/Play	Plays	Yards	TOP
2	TD	Card to Burks 2-yard pass	7	75	2:30
3	TD	Card 5-yard rush	10	66	5:02
4	TD	Tracy 1-yard rush	14	75	6:15

vs. Wisconsin (3)

Qtr	Res.	Players/Play	Plays	Yards	TOP
1	FG	Macias 34-yard field goal	8	58	3:09
3	TD	Tracy 19-yard rush	8	75	3:02
3	TD	Card 6-yard rush	9	75	3:54

vs. Illinois (6)

Qtr	Res.	Players/Play	Plays	Yards	TOP
2	TD	Downing 16-yard rush	7	73	2:01
2	FG	Macias 40-yard field goal	7	32	1:42
3	TD	Card to Miller 28-yard pass	11	75	5:01
3	TD	Mockobee 3-yard rush	4	67	1:19
3	TD	Card to Burks 10-yard pass	4	33	1:53
4	TD	Tracy Jr. 1-yard rush	7	44	4:28

at Iowa (2)

Qtr	Res.	Players/Play	Plays	Yards	TOP
2	TD	Card to Sheffield 43-yard pass	7	69	2:00
4	TD	Mockobee 2-yard rush	6	74	1:59

vs. Ohio State

Qtr	Res.	Players/Play	Plays	Yards	TOP
-----	------	--------------	-------	-------	-----

at Nebraska

Qtr	Res.	Players/Play	Plays	Yards	TOP
-----	------	--------------	-------	-------	-----

at Michigan

Qtr	Res.	Players/Play	Plays	Yards	TOP
-----	------	--------------	-------	-------	-----

vs. Minnesota

Qtr	Res.	Players/Play	Plays	Yards	TOP
-----	------	--------------	-------	-------	-----

at Northwestern

Qtr	Res.	Players/Play	Plays	Yards	TOP
-----	------	--------------	-------	-------	-----

vs. Indiana

Qtr	Res.	Players/Play	Plays	Yards	TOP
-----	------	--------------	-------	-------	-----

SCORING DRIVES / TOUCHDOWN LENGTHS

Yardage	Drives				Touchdowns			
	Purdue		Opponent		Purdue		Opponent	
	TD	FG	TD	FG	Ru.	Pa. Other	Ru.	Pa. Other
0-9			1		8	1	7	2
10-19	1		2		4	2	2	2
20-29	1		1	1	1	1	1	3
30-39	1	1	2				1	1
40-49	1	1	1	2	1			
50-59	2	1	1					
60-69	3		2				1	
70-79	9		6	3				
80-89			5		1			
90-99	1		1			1		

OPENING DRIVES (OFFENSE/DEFENSE)

	1st Half	2nd Half
Fresno State	Touchdown/Punt	Missed FG/Punt
Virginia Tech	Touchdown/Punt	Punt/Interception
Syracuse	Fumble/Punt	Punt/Interception
Wisconsin	Punt/Touchdown	Touchdown/Field Goal
Illinois	Punt/Field Goal	Touchdown/Punt
Iowa	Punt/Punt	Punt/Field Goal
Ohio State		
Nebraska		
Michigan		
Minnesota		
Northwestern		
Indiana		

SCORING COMPARISONS

	Purdue				Opponent			
	Pass		Rush		Pass		Rush	
	TDs	TDs	TDs	FGs	TDs	TDs	TDs	FGs
Fresno State	2	2	1	-	4	1	-	1
Virginia Tech	-	3	-	1	2	-	-	1
Syracuse	1	2	-	-	-	5	-	-
Wisconsin	-	2	-	1	-	4	-	1
Illinois	2	3	1	1	1	1	-	2
Iowa	1	1	-	-	1	1	-	2
Ohio State								
Nebraska								
Michigan								
Minnesota								
Northwestern								
Indiana								
TOTALS	6	13	2	3	8	11	-	7





GAME 7 NOTES • Purdue vs. Ohio State



REDZONE RECAP

	Purdue			Opponent		
	Scores/Chances	Results	Pct.	Scores/Chances	Results	Pct.
Fresno State	3-4	3 TDs, 1 Downs	75%	3-4	3 TDs, 1 FG Miss	75%
Virginia Tech	2-2	2 TDs	100%	2-2	1 TD, 1 FG	100%
Syracuse	3-6	3 TDs, 2 Fum., 1 Downs	50%	3-5	3 TDs, 1 FG Miss, 1 Game	60%
Wisconsin	3-4	2 TDs, 1 FG, 1 Downs	75%	6-6	4 TDs, 2 FGs	100%
Illinois	5-5	4 TDs, 1 FG	100%	3-3	2 TDs, 1 FG	100%
Iowa	1-2	1 TD, 1 FG Miss	50%	2-2	2 FGs	100%
Ohio State						
Nebraska						
Michigan						
Minnesota						
Northwestern						
Indiana						
TOTALS	17-23	15 TDs, 2 FGs, 1 FG Miss, 3 Downs, 2 Fumbles	74%	19-22	13 TDs, 6 FGs, 2 FG Miss 1 End of Game	86%

TAKEAWAYS & GIVEAWAYS

	Purdue Takeaways				Opponent Takeaways				Diff.
	Fum	Int	Tot	Pts	Fum	Int	Tot	Pts	
Fresno State	-	1	1	7	-	-	-	-	+1
Virginia Tech	-	2	2	7	-	-	-	-	+2
Syracuse	-	1	1	7	3	1	4	21	-3
Wisconsin	-	1	1	0	1	2	3	8	-2
Illinois	1	-	1	0	1	-	1	7	0
Iowa	-	1	1	0	-	1	1	3	0
Ohio State									
Nebraska									
Michigan									
Minnesota									
Northwestern									
Indiana									
TOTALS	1	6	7	21	5	4	9	32	-2

CONVERSION CHART (PURDUE/OPPONENT)

	3RD DOWN						4TH DOWN					
	Overall	1st Qtr	2nd Qtr	3rd Qtr	4th Qtr	Overtime	Overall	1st Qtr	2nd Qtr	3rd Qtr	4th Qtr	Overtime
Fresno State	3-12 / 11-17	2-4 / 1-4	2-4 / 5-6	0-3 / 4-5	0-3 / 1-2	-	2-4 / 0-0	0-0 / 0-0	0-0 / 0-0	1-1 / 0-0	1-3 / 0-0	-
Virginia Tech	7-17 / 2-12	3-4 / 0-2	0-4 / 1-4	0-3 / 0-2	4-6 / 0-2	-	0-1 / 1-2	0-0 / 0-0	0-1 / 1-1	0-0 / 0-0	0-0 / 0-1	-
Syracuse	7-14 / 7-12	2-4 / 2-4	2-2 / 1-3	2-3 / 4-4	1-5 / 0-1	-	1-4 / 0-1	0-1 / 0-0	0-0 / 0-1	0-0 / 0-0	1-3 / 0-0	-
Wisconsin	6-13 / 12-18	0-3 / 7-7	2-4 / 1-2	2-2 / 2-4	2-4 / 2-5	-	0-2 / 0-0	0-0 / 0-0	0-0 / 0-0	0-0 / 0-0	0-2 / 0-0	-
Illinois	8-13 / 2-14	1-3 / 0-4	3-4 / 0-2	3-4 / 0-3	1-2 / 2-5	-	0-0 / 2-3	0-0 / 1-1	0-0 / 0-0	0-0 / 0-1	0-0 / 1-1	-
Iowa	9-19 / 3-13	2-5 / 0-3	4-6 / 1-3	1-4 / 1-3	2-4 / 1-4	-	0-2 / 0-0	0-0 / 0-0	0-0 / 0-0	0-0 / 0-0	0-2 / 0-0	-
Ohio State												
Nebraska												
Michigan												
Minnesota												
Northwestern												
Indiana												
TOTALS	40-88 / 37-86	10-23 / 10-24	12-22 / 9-20	7-19 / 11-21	10-24 / 6-19	-	3-13 / 3-6	0-1 / 1-1	0-1 / 1-2	1-1 / 0-1	2-10 / 1-2	-

BIG PLAY TRACKER (OVER 30 YARDS)

Yds	Type	Players	Opponent
98	KOR	Tyrone Tracy Jr.*	Fresno State
84	Pass	Card to Burks*	Fresno State
48	PR	Sheffield	Iowa
44	Pass	Card to Burks	Fresno State
44	Pass	Card to Burks	Illinois
43	Pass	Card to Sheffield*	Iowa
36	Pass	Card to Sheffield	Virginia Tech
30	Pass	Card to Yaseen	Illinois

LONG PLAYS BY YARDS

	No.	TD
100+		
90-99	1	1
80-89	1	1
70-79		
60-69		
50-59		
40-49	4	1
30-39	2	

LONG PLAYS BY TYPE (OVER 30 YARDS)

	No.	TD
Rushing		
Passing	6	2
Punt Returns	1	
Kick Returns	1	1
Interceptions		
Fumble Returns		
Other		
TOTALS	8	3

* Touchdown scored on play

LONGEST PLAYS OF THE YEAR

Rushing	22	Tyrone Tracy Jr. at Virginia Tech
Rushing TD	21	Tyrone Tracy Jr. at Virginia Tech
Passing	84	Hudson Card to Deion Burks vs. Fresno State
Passing TD	84	Hudson Card to Deion Burks vs. Fresno State
Punt Return	48	TJ Sheffield at Iowa
Kick Return	98	Tyrone Tracy Jr. vs. Fresno State*
INT Return	26	Dillon Thieneman at Iowa
Fumble Return	-	
Punt	54	Jack Ansell at Iowa
Field Goal	43	Ben Freehill at Virginia Tech

LONGEST PLAYS BY PLAYER

	No.	TD	Rush	Rec.	KR	Pr	Int	Fum
Deion Burks	3	1	-	3	-	-	-	-
TJ Sheffield	3	1	-	2	-	1	-	-
Tyrone Tracy Jr.	1	1	-	-	1	-	-	-
Abdur-Rahmaan Yaseen	1	-	-	1	-	-	-	-
TOTALS	8	3	-	6	1	1	-	-

LONG PLAYS BY QUARTERBACK

	No.	TD	30-39	40-59	60-79	80-99	Rush
Hudson Card	6	2	2	3	-	1	-





GAME 7 NOTES • Purdue vs. Ohio State



MISC. RECEIVING STATS

Games with a Reception

Player	18/19	20	21	22	23	Total
Drew Biber				1		1
Ben Buechel				1		1
Deion Burks			1	8	6	15
Elijah Canion			1	3		4
Jayden Dixon-Veal					2	2
Dylan Downing		1	9	7	3	20
Jahmal Edrine			1*	10*		11
Ben Furtney				1		1
Max Klare					5	5
Garrett Miller		2	8		3	13
Devin Mockobee				11		17
Paul Piferi			3	9		12
Mershaw Rice			2	9		11
TJ Sheffield	/1	2	10	12	6	31
Andrew Sowinski			2	6		8
Tyrone Tracy Jr.	1*/11*	6*	7*	11	6	42
Marquis Wilson			1*			1
Abdur-Rahmaan Yaseen			2	3	6	11

Games with 5+ Catches

Player	19	20	21	22	23	Total
Deion Burks				2		2
Jahmal Edrine				2*		2
Max Klare					1	1
Devin Mockobee				2		2
Garrett Miller			1		1	2
Mershaw Rice				1		1
TJ Sheffield			1	4	2	7
Tyrone Tracy Jr.	3*		1*	1		5
Abdur-Rahmaan Yaseen					1	1

Games with 100 Yards Receiving

Player	19	20	21	22	23	Total
Deion Burks				1		1
Jahmal Edrine				1*		1
Tyrone Tracy Jr.	1*					1
Abdur-Rahmaan Yaseen				1		1

Games with a Receiving Touchdown

Player	19	20	21	22	23	Total
Deion Burks				3		3
Elijah Canion			1*			1
Jahmal Edrine				4*		4
Garrett Miller		2		1		3
Paul Piferi			1	1		2
Mershaw Rice			1	1		2
TJ Sheffield			5	3	1	9
Tyrone Tracy Jr.	3*	1*	1*			5

Games with Multiple Receiving Touchdowns

Player	19	20	21	22	23	Total
Deion Burks				1		1
Jahmal Edrine				2*		2
TJ Sheffield				1		1

30-Yard Receptions at Purdue

Player	19	20	21	22	23	Total
Deion Burks				3		3
Garrett Miller		1				1
TJ Sheffield			1	1	2	4
Abdur-Rahmaan Yaseen			1	1		2

50-Yard Receptions at Purdue

Player	19	20	21	22	23	Total
Deion Burks				1		1

* At a previous school

MISC. PASSING STATS

Games 30+ Completions

Player	19	20	21	22	23	Total
Hudson Card				1*	1	2

Games without an Interception (Games w/min. 20 passing attempts)

Player	19	20	21	22	23	Total
Hudson Card			2*	3*	3	8

Games 300-Yards Passing

Player	19	20	21	22	23	Total
Hudson Card				1*	1	2

Games with Multiple Passing Touchdowns

Player	19	20	21	22	23	Total
Hudson Card			1*	2*	3	6

Completions 30 Yards or More

Player	19	20	21	22	23	Total
Hudson Card			4*	3*	6	12

Completions 50 Yards or More

Player	19	20	21	22	23	Total
Hudson Card			1*		1	2

* At a previous school

MISC. DEFENSIVE STATS

Games with an Interception

Player	19	20	21	22	23	Total
Cam Allen		1	2	3	2	10
Botros Alisandro					1	1
Dillon Thieneman					3	3
Clyde Washington				1		1
Marquis Wilson		2*				2

Games with Double-Digit Tackles

Player	19	20	21	22	23	Total
Dillon Thieneman				2		2

Games with a Tackle for Loss (including assisted TFLs)

Player	19	20	21	22	23	Total
Cam Allen	2	2	1	2	1	8
Botros Alisandro					1	1
Joe Anderson			1		2	3
Cole Brevard					2	2
Prince James Boyd Jr.				1		1
OC Brothers			3	1	4	8
Markevious Brown				1*	3	4
Scotty Humpich	6*	4*	2*	1	1	14
Kydran Jenkins			5	7	5	17
Sanoussi Kane				5	4	9
Yanni Karlaftis				1	1	2
Sulaiman Kpaka				1	2	3
Malik Langham			2*	1*	1	4
Damarjhe Lewis			1			1
Jeffrey M'Ba				1*	2	3
Isaiah Nichols	2*	1*	5*	1*	2	11
Mo Omonode				1*		1
Nic Scourton				2	3	5
Khordae Sydnor					6	6
Salim Turner-Muhammad			1*			1
Marquis Wilson			1*	1*	2*	4

Games with Multiple Tackles for Loss

Player	19	20	21	22	23	Total
OC Brothers					1	1
Prince James Boyd Jr.				1		1
Scotty Humpich	2*	1*	1*	1		5
Kydran Jenkins			2	2	1	5
Sanoussi Kane					1	1
Sulaiman Kpaka					1	1
Isaiah Nichols				1		1
Khordae Sydnor				1		1
Nic Scourton					1	1

MISC. RUSHING STATS

Games with 100-Yards Rushing

Player	19	20	21	22	23	Total
Dylan Downing				1		1
Devin Mockobee				4		4
Tyrone Tracy Jr.					1	1

Games with a Rushing Touchdown

Player	19	20	21	22	23	Total
Hudson Card			1*		3	4
Dylan Downing				4	1	5
Devin Mockobee				9	4	13
Tyrone Tracy Jr.	1*		1*	5	7	

Games with Multiple Rushing Touchdowns

Player	19	20	21	22	23	Total
Dylan Downing			1			1

20-Yard Rushes at Purdue

Player	19	20	21	22	23	Total
Dylan Downing			1		1	2
Devin Mockobee				5	2	7
Tyrone Tracy Jr.					3	3

* At a previous school

Games with a Sack (including half sacks)

Player	19	20	21	22	23	Total
Prince James Boyd Jr.				1		1
OC Brothers				1	2	3
Markevious Brown					1	1
Scotty Humpich	2*	2*	2*	1	1	8
Kydran Jenkins			5	4	4	13
Sanoussi Kane				1	1	2
Yanni Karlaftis				1	1	2
Sulaiman Kpaka				1	2	3
Malik Langham			1*		1	2
Jeffrey M'Ba				1*		1
Isaiah Nichols	1*	1*	2*	1	5	
Mo Omonode				1	1	2
Nic Scourton				2	3	5
Khordae Sydnor				4		4

Games with Multiple Sacks

Player	19	20	21	22	23	Total
Scotty Humpich	1*					1
Kydran Jenkins				1		1
Khordae Sydnor				1		1

* At a previous school



**SEASON HIGHS****PURDUE INDIVIDUAL SEASON HIGHS**

RUSHES	21 Tyrone Tracy Jr. vs. Illinois (09/30/2023)
	21 Devin Mockobee at Virginia Tech (09/09/2023)
YARDS RUSHING	112 Tyrone Tracy Jr. vs. Illinois (09/30/2023)
TD RUSHES	1 Devin Mockobee at Iowa (10/07/2023)
	1 Dylan Downing vs. Illinois (09/30/2023)
	1 Tyrone Tracy Jr. vs. Illinois (09/30/2023)
	1 Devin Mockobee vs. Illinois (09/30/2023)
	1 Hudson Card vs. Wisconsin (09/22/2023)
	1 Tyrone Tracy Jr. vs. Wisconsin (09/22/2023)
	1 Tyrone Tracy Jr. vs. Syracuse (09/16/2023)
	1 Hudson Card vs. Syracuse (09/16/2023)
	1 Hudson Card at Virginia Tech (09/09/2023)
	1 Devin Mockobee at Virginia Tech (09/09/2023)
	1 Tyrone Tracy Jr. at Virginia Tech (09/09/2023)
	1 Devin Mockobee vs. Fresno St. (09/02/2023)
	1 Tyrone Tracy Jr. vs. Fresno St. (09/02/2023)
LONG RUSH	25 Dylan Downing vs. Wisconsin (09/22/2023)
PASS ATTEMPTS	46 Hudson Card vs. Syracuse (09/16/2023)
PASS COMPLETIONS	32 Hudson Card vs. Syracuse (09/16/2023)
YARDS PASSING	323 Hudson Card vs. Syracuse (09/16/2023)
TD PASSES	2 Hudson Card vs. Illinois (09/30/2023)
	2 Hudson Card vs. Fresno St. (09/02/2023)
LONG PASS	84 Hudson Card vs. Fresno St. (09/02/2023)
RECEPTIONS	10 Abdur-Rahmaan Yaseen vs. Syracuse (09/16/2023)
YARDS RECEIVING	152 Deion Burks vs. Fresno St. (09/02/2023)
TD RECEPTIONS	2 Deion Burks vs. Fresno St. (09/02/2023)
LONG RECEPTION	84 Deion Burks vs. Fresno St. (09/02/2023)
PUNTS	7 Jack Ansell at Iowa (10/07/2023)
PUNTING AVG	44.0 Jack Ansell vs. Illinois (09/30/2023)
	44.0 Jack Ansell vs. Syracuse (09/16/2023)
LONG PUNT	54 Jack Ansell at Iowa (10/07/2023)
PUNTS INSIDE 20	2 Jack Ansell at Iowa (10/07/2023)
	2 Jack Ansell vs. Illinois (09/30/2023)
	2 Jack Ansell at Virginia Tech (09/09/2023)
	2 Jack Ansell vs. Fresno St. (09/02/2023)
LONG PUNT RETURN	48 TJ Sheffield at Iowa (10/07/2023)
LONG KICKOFF RETURN	98 Tyrone Tracy Jr. vs. Fresno St. (09/02/2023)
TACKLES	14 Dillon Thieneman vs. Syracuse (09/16/2023)
SACKS	1 Mo Omonode at Iowa (10/07/2023)
	1 Kydran Jenkins vs. Illinois (09/30/2023)
	1 Markevious Brown vs. Illinois (09/30/2023)
	1 Sulaiman Kpaka vs. Illinois (09/30/2023)
	1 Nic Scourton vs. Illinois (09/30/2023)
	1 Sanoussi Kane vs. Illinois (09/30/2023)
	1 Yanni Karlaftis vs. Illinois (09/30/2023)
	1 O.C. Brothers vs. Wisconsin (09/22/2023)
	1 Sulaiman Kpaka vs. Syracuse (09/16/2023)
	1 Nic Scourton vs. Syracuse (09/16/2023)
	1 Malik Langham vs. Syracuse (09/16/2023)
	1 Kydran Jenkins vs. Syracuse (09/16/2023)
	1 Scotty Humpich vs. Syracuse (09/16/2023)
	1 Isaiah Nichols at Virginia Tech (09/09/2023)
	1 Kydran Jenkins at Virginia Tech (09/09/2023)
	1 Nic Scourton at Virginia Tech (09/09/2023)
	1 Kydran Jenkins vs. Fresno St. (09/02/2023)
	1 O.C. Brothers vs. Fresno St. (09/02/2023)
	3.5 Nic Scourton at Virginia Tech (09/09/2023)
TACKLES FOR LOSS	
PURDUE TEAM SEASON HIGHS	
RUSHES	46 at Virginia Tech (09/09/2023)
YARDS RUSHING	198 vs. Wisconsin (09/22/2023)
YARDS PER RUSH	6.4 vs. Wisconsin (09/22/2023)
TD RUSHES	3 vs. Illinois (09/30/2023)
	3 at Virginia Tech (09/09/2023)
PASS ATTEMPTS	46 vs. Syracuse (09/16/2023)
PASS COMPLETIONS	32 vs. Syracuse (09/16/2023)
YARDS PASSING	323 vs. Syracuse (09/16/2023)
YARDS PER PASS	8.5 vs. Fresno St. (09/02/2023)
TD PASSES	2 vs. Illinois (09/30/2023)
	2 vs. Fresno St. (09/02/2023)
TOTAL PLAYS	80 at Iowa (10/07/2023)
	80 at Virginia Tech (09/09/2023)
TOTAL OFFENSE	427 at Virginia Tech (09/09/2023)
YARDS PER PLAY	6.1 vs. Fresno St. (09/02/2023)
POINTS	44 vs. Illinois (09/30/2023)
SACKS BY	6 vs. Illinois (09/30/2023)
FIRST DOWNS	29 vs. Syracuse (09/16/2023)
PENALTIES	11 vs. Syracuse (09/16/2023)
PENALTY YARDS	127 vs. Syracuse (09/16/2023)
TURNOVERS	4 vs. Syracuse (09/16/2023)
PUNTS	7 at Iowa (10/07/2023)
PUNTING AVG	44.0 vs. Syracuse (09/16/2023)
LONG PUNT	54 at Iowa (10/07/2023)
PUNTS INSIDE 20	2 at Iowa (10/07/2023)
	2 vs. Illinois (09/30/2023)
	2 at Virginia Tech (09/09/2023)
	2 vs. Fresno St. (09/02/2023)
LONG PUNT RETURN	48 at Iowa (10/07/2023)

OPPONENT INDIVIDUAL SEASON HIGHS

RUSHES	25 Garrett Shrader vs. Syracuse (09/16/2023)
YARDS RUSHING	195 Garrett Shrader vs. Syracuse (09/16/2023)
TD RUSHES	4 Garrett Shrader vs. Syracuse (09/16/2023)
LONG RUSH	67 Kaleb Johnson at Iowa (10/07/2023)
PASS ATTEMPTS	44 Mikey Keene vs. Fresno St. (09/02/2023)
PASS COMPLETIONS	31 Mikey Keene vs. Fresno St. (09/02/2023)
YARDS PASSING	366 Mikey Keene vs. Fresno St. (09/02/2023)
TD PASSES	4 Mikey Keene vs. Fresno St. (09/02/2023)
LONG PASS	49 Luke Altmeyer vs. Illinois (09/30/2023)
	49 Mikey Keene vs. Fresno St. (09/02/2023)
RECEPTIONS	9 Erik Brooks vs. Fresno St. (09/02/2023)
YARDS RECEIVING	170 Erik Brooks vs. Fresno St. (09/02/2023)
TD RECEPTIONS	2 Erik Brooks vs. Fresno St. (09/02/2023)
LONG RECEPTION	49 Isaiah Williams vs. Illinois (09/30/2023)
	49 Erik Brooks vs. Fresno St. (09/02/2023)
FIELD GOALS	3 Nathaniel Vakos vs. Wisconsin (09/22/2023)
LONG FIELD GOALS	53 Caleb Griffin vs. Illinois (09/30/2023)
PUNTS	7 Peter Moore at Virginia Tech (09/09/2023)
PUNTING AVG	54.5 Atticus Bertrams vs. Wisconsin (09/22/2023)
LONG PUNT	62 Hugh Robertson vs. Illinois (09/30/2023)
PUNTS INSIDE 20	3 Peter Moore at Virginia Tech (09/09/2023)
LONG PUNT RETURN	25 Cooper Delean at Iowa (10/07/2023)
LONG KICKOFF RETURN	39 Chimere Dike vs. Wisconsin (09/22/2023)
TACKLES	14 Keli Lawson at Virginia Tech (09/09/2023)
	14 Jalen Stroman at Virginia Tech (09/09/2023)
SACKS	2 Logan Lee at Iowa (10/07/2023)
TACKLES FOR LOSS	4 Joe Evans at Iowa (10/07/2023)
INTERCEPTIONS	2 Ricardo Hallman vs. Wisconsin (09/22/2023)

OPPONENT TEAM SEASON HIGHS

RUSHES	44 vs. Syracuse (09/16/2023)
YARDS RUSHING	271 vs. Syracuse (09/16/2023)
YARDS PER RUSH	6.2 vs. Syracuse (09/16/2023)
TD RUSHES	5 vs. Syracuse (09/16/2023)
PASS ATTEMPTS	45 vs. Fresno St. (09/02/2023)
PASS COMPLETIONS	32 vs. Fresno St. (09/02/2023)
YARDS PASSING	371 vs. Fresno St. (09/02/2023)
YARDS PER PASS	8.2 vs. Fresno St. (09/02/2023)
TD PASSES	4 vs. Fresno St. (09/02/2023)
TOTAL PLAYS	82 vs. Fresno St. (09/02/2023)
TOTAL OFFENSE	487 vs. Fresno St. (09/02/2023)
YARDS PER PLAY	6.3 vs. Syracuse (09/16/2023)
POINTS	39 vs. Fresno St. (09/02/2023)
SACKS BY	6 at Iowa (10/07/2023)
FIRST DOWNS	28 vs. Syracuse (09/16/2023)
PENALTIES	11 vs. Wisconsin (09/22/2023)
PENALTY YARDS	105 vs. Syracuse (09/16/2023)
TURNOVERS	2 at Virginia Tech (09/09/2023)
PUNTS	7 at Virginia Tech (09/09/2023)
PUNTING AVG	54.5 vs. Wisconsin (09/22/2023)
LONG PUNT	62 vs. Illinois (09/30/2023)
PUNTS INSIDE 20	3 at Virginia Tech (09/09/2023)
LONG PUNT RETURN	25 at Iowa (10/07/2023)





GAME 7 NOTES • Purdue vs. Ohio State



CAREER HIGH - PASSING *AT PREVIOUS SCHOOL

PLAYER	COMPLETIONS	ATTEMPTS	TOUCHDOWNS	YARDS	LONG
Hudson Card	32, vs. Syracuse, 9/16/23	46, vs. Syracuse, 9/16/23	3, vs. West Virginia, 10/1/22*	323, vs. Syracuse, 9/16/23	84, vs. Fresno State, 9/2/23
Kyle Adams	-	1, at William & Mary, 3/27/21*	-	-	-
Abdur-Rahmaan Yaseen	1, vs. LSU, 1/2/23	1, vs. LSU, 1/2/23	-	26, vs. LSU, 1/2/23	26, vs. LSU, 1/2/23

CAREER HIGH - RUSHING *AT PREVIOUS SCHOOL

PLAYER	ATTEMPTS	YARDS	TOUCHDOWNS	LONG
Hudson Card	13, vs. Wisconsin, 9/22/23	68, vs. Wisconsin, 9/22/23	1, 3x last vs. Wisconsin, 9/22/23	32, vs. UTSA, 9/17/22*
Dylan Downing	17, vs. Northwestern, 11/19/22	113, vs. Florida Atlantic, 09/24/22	1, 6x last vs. Illinois, 9/30/23	33, vs. Indiana, 11/26/21
Devin Mockobee	30, vs. Nebraska, 10/15/22	178, vs. Nebraska, 10/15/22	1, 13x last at Iowa, 10/7/23	68, at Minnesota, 10/1/22
Tyrone Tracy, Jr.	21, vs. Illinois, 9/30/23	112, vs. Illinois, 9/30/23	1, 6x last vs. Illinois, 9/30/23	23, vs. USC, 12/27/19*
Kyle Adams	1, at William & Mary, 3/27/21*	19, at William & Mary, 3/27/21*	-	19, at William & Mary, 3/27/21*
Deion Burks	1, 2x last vs. Syracuse, 9/16/23	10, vs. Syracuse, 9/16/23	-	10, vs. Syracuse, 9/16/23
TJ Sheffield	1, 5x last vs. LSU, 1/2/23	7, vs. Penn State, 9/1/22	-	7, vs. Penn State, 9/1/22

CAREER HIGH - RECEIVING *AT PREVIOUS SCHOOL

PLAYER	RECEPTIONS	YARDS	TOUCHDOWNS	LONG
Drew Biber	1, vs. Indiana State, 9/10/22	6, vs. Indiana State, 9/10/22	-	6, vs. Indiana State, 9/10/22
Ben Buechel	1, vs. LSU, 1/2/23	12, vs. LSU, 1/2/23	-	12, vs. LSU, 1/2/23
Deion Burks	6, vs. Wisconsin, 9/22/23	152, vs. Fresno State, 9/2/23	2, vs. Fresno State, 9/2/23	84, vs. Fresno State, 9/2/23
Elijah Canion	3, vs. Northwestern, 1/1/21*	80, vs. Northwestern, 1/1/21*	1, vs. Northwestern, 1/1/21*	57, vs. Northwestern, 1/1/21*
Jayden Dixon-Veal	2, at Iowa, 10/7/23	14, at Iowa, 10/7/23	-	9, at Iowa, 10/7/23
Dylan Downing	4, at Minnesota, 10/1/22	28, at Minnesota, 10/1/22	-	21, vs. Tennessee, 12/30/21
Ben Furtney	1, at Maryland, 10/8/22	20, at Maryland, 10/8/22	-	20, at Maryland, 10/8/22
Max Klare	8, at Virginia Tech, 9/9/23	65, vs. Syracuse, 9/16/23	-	27, at Virginia Tech, 9/9/23
Garrett Miller	8, 2x last at Iowa, 10/7/23	74, vs. Michigan State, 11/6/21	1, 2x last vs. Illinois, 9/30/23	40, vs. Northwestern, 11/14/20
Devin Mockobee	6, vs. Michigan, 12/3/22	59, vs. Florida Atlantic, 09/24/22	-	28, vs. Florida Atlantic, 09/24/22
Paul Piferi	3, vs. Minnesota, 10/2/21	38, vs. Minnesota, 10/2/21	1, 2x last vs. Michigan, 12/3/22	26, 2x last vs. Michigan, 12/3/22
Mershaw Rice	5, at Maryland, 10/8/22	59, vs. Penn State, 9/1/22	1, 2x last at Maryland, 10/8/22	29, at Wisconsin, 10/22/22
TJ Sheffield	8, at Iowa, 10/16/21	93, at Iowa, 10/7/23	2, vs. Nebraska, 10/15/22	43, at Iowa, 10/7/23
Andrew Sowinski	4, vs. Nebraska, 10/15/22	34, vs. Nebraska, 10/15/22	-	23, vs. Michigan, 12/3/22
Tyrone Tracy, Jr.	6, 2x last vs. Illinois, 11/23/19*	130, vs. Wisconsin, 11/9/19*	1, 5x last at Maryland, 10/1/21*	75, vs. Wisconsin, 11/9/19*
Marquis Wilson	2, vs. Villanova, 9/25/21*	26, vs. Villanova, 9/25/21	-	14, vs. Villanova, 9/25/21
Abdur-Rahmaan Yaseen	10, vs. Syracuse, 9/16/23	114, vs. Syracuse, 9/16/23	-	43, vs. Illinois, 9/25/21

CAREER HIGH - KICKING/PUNTING *AT PREVIOUS SCHOOL

PLAYER	PUNTS	LONG	INSIDE 20	FG MADE	LONG
Jack Ansell	7, 2x last at Iowa, 10/7/23	67, vs. Florida Atlantic, 09/24/22	3, 2x last at Indiana, 11/26/22	-	-
Brendan Cropsey	3, at Notre Dame, 9/18/21	56, at Notre Dame, 9/18/21	1, 3x last vs. Indiana, 11/26/21	-	-

CAREER HIGH - RETURNS *AT PREVIOUS SCHOOL

PLAYER	KICK RETURN LONG	KICK RETURN TOUCHDOWN	PUNT RETURN LONG	PUNT RETURN TOUCHDOWN
Deion Burks	37, vs. Florida Atlantic, 09/24/22	-	19, vs. LSU, 1/2/23	-
Dylan Downing	14, vs. Michigan, 12/3/22	-	-	-
TJ Sheffield	41, vs. Nebraska, 12/5/20	-	48, at Iowa, 10/7/23	-
Andrew Sowinski	-	-	14, vs. LSU, 1/2/23	-
Tyrone Tracy, Jr.	98, vs. Fresno State, 9/2/23	1, vs. Fresno State, 9/2/23	20, vs. LSU, 1/2/23	-
Marquis Wilson	1, 3x last vs. Maryland, 11/12/22*	-	15, at Virginia Tech, 9/9/23	-



**CAREER HIGH - DEFENSE** *AT PREVIOUS SCHOOL

PLAYER	TACKLES	SACKS	TACKLES-FOR-LOSS	INTERCEPTIONS
Botros Alisandro	4, vs. Illinois, 9/30/23	-	1, vs. Wisconsin, 9/22/23	1, vs. Wisconsin, 9/22/23
Cam Allen	9, 3x last vs. Tennessee, 12/30/21	-	1, 7x last vs. Syracuse, 9/16/23	2, 2x last, at Minnesota, 10/1/22
Joe Anderson	4, vs. Tennessee, 12/30/21	-	1, 2x last vs. Wisconsin, 9/22/23	-
Prince James Boyd Jr.	5, 2x last vs. Penn State, 9/1/22	0.5, at Illinois, 11/12/22	2, vs. Indiana State, 9/10/22	-
Cole Brevard	3, vs. Illinois, 9/30/23	-	1, at Iowa, 10/7/23	-
OC Brothers	8, at Illinois, 11/12/22	1, 4x last vs. Wisconsin, 9/22/23	2, vs. Syracuse, 9/16/23	-
Markevious Brown	9, vs. Fresno State, 9/2/23	1.0, vs. Illinois, 9/30/23	1, 4x last at Iowa, 10/7/23	-
Will Heldt	2, 2x last vs. Syracuse, 9/16/23	-	-	-
Scotty Humpich	8, vs. Eastern Kentucky, 10/19/19	2, vs. Morehead State, 9/21/19	3.5, vs. Eastern Kentucky, 10/19/19	-
Kydran Jenkins	9, vs. Wisconsin, 9/22/23	1.5, at Minnesota, 10/1/22	2.5, at Iowa, 10/16/21	-
Sanoussi Kane	9, 4x last at Iowa, 10/7/23	1.0, 2x last vs. Illinois, 9/30/23	2, vs. Wisconsin, 9/22/23	-
Yanni Karlaftis	8, vs. Illinois, 9/30/23	1.0, vs. Illinois, 9/30/23	1.0, vs. Illinois, 9/30/23	-
Sulaiman Kpaka	3, 2x last vs. Northwestern, 11/19/22	1.0, vs. Illinois, 9/30/23	1.5, vs. Illinois, 9/30/23	-
Malik Langham	4, 2x last at Iowa, 10/7/23	1, vs. Kentucky, 11/13/21*	1, 2x last vs. Kentucky, 11/13/21*	-
Damaribe Lewis	3, vs. Illinois, 9/25/21	-	1, vs. Illinois, 9/25/21	-
Jeffrey M'Ba	3, at Virginia Tech, 9/9/23	1, at Miss. State, 11/5/22*	1, at Miss. State, 11/5/22*	-
Hudson Miller	2, vs. Illinois, 9/30/23	-	-	-
Domanick Moon	1, at Iowa, 10/7/23	-	-	-
Isaiah Nichols	6, vs. Alabama, 12/12/20*	1, 2x last at Virginia Tech, 9/9/23	2, at Virginia Tech, 9/9/23	-
Mo Omonode	3, at Iowa, 10/7/23	1, at Iowa, 10/7/23	1, at Iowa, 10/7/23	-
Nic Scourton	6, 2x last vs. Fresno State, 9/2/23	1, 3x last vs. Syracuse, 9/16/23	3.5, at Virginia Tech, 9/9/23	-
Antonio Stevens	3, vs. Northwestern, 11/19/22	-	-	-
Khordae Sydnor	4, vs. Indiana State, 9/10/22	2, at Maryland, 10/8/22	2, at Maryland, 10/8/22	-
Dillon Thieneman	14, vs. Syracuse, 9/16/23	-	-	1, 3x last at Iowa, 10/7/23
Salim Turner-Muhammad	5, at Washington, 12/5/20*	-	1, at Washington, 12/5/20*	-
Clyde Washington	5, vs. Penn State, 9/1/22	-	-	1, vs. Nebraska, 10/15/22
Marquis Wilson	8, vs. Wisconsin, 9/22/23	-	1, 2x last at Rutgers, 11/19/22*	1, 2x last vs. Memphis, 12/28/19*



THE LAST TIME - TEAM

	Purdue	Opponent
Had 300 or more yards rushing	Eastern Michigan, Sept. 8, 2018 (341)	Wisconsin, Nov. 23, 2019 (403)
Had 400 or more yards rushing	at Northwestern, Oct. 26, 2002 (407)	Wisconsin, Nov. 23, 2019 (403)
Had 50 or more rushing attempts	at Missouri, Sept. 16, 2017 (50)	Wisconsin, Oct. 23, 2021 (51)
Had two players with 100 yards rushing	Eastern Michigan, Sept. 8, 2018 D.J. Knox (152) and Markell Jones (109)	Wisconsin, Oct. 23, 2021 Chez Mellusi (153), Braelon Allen (144)
Had a player with three straight 100-yard rushing games	Zander Horvath (2019 - Indiana, 2020 - Iowa, at Illinois)	
Had 400 or more passing yards	at Syracuse, Sept. 17, 2022 (424)	Vanderbilt, Sept. 7, 2019 (420)
Had 500 or more passing yards	vs. Tennessee, Dec. 30, 2021 (534)	Never
Had 45 or more passing attempts	Syracuse, Sept. 16, 2023 (46)	Fresno State, Sept. 2, 2023 (45)
Had 30 or more passing completions	Syracuse, Sept. 16, 2023 (32)	Fresno State, Sept. 2, 2023 (32)
Threw four or more passing touchdowns	Nebraska, Oct. 15, 2022 (4)	Fresno State, Sept. 2, 2023 (4)
Threw three or more passing interceptions	at Wisconsin, Oct. 22, 2022 (3)	at Nebraska, Oct. 30, 2021 (4)
Had two players with 100 yards receiving	at Northwestern, Nov. 20, 2021 (Wright - 213, Bell - 101)	Ohio State, Nov. 13, 2021 (Smith-Njigba - 139, Garrett Wilson - 126)
Had three players with 100 yards receiving	Missouri, Sept. 15, 2018 (Rondale Moore 137, Brycen Hopkins 136 and Isaac Zico 100)	
Had a 200-yard passer and a 100-yard rusher	Illinois, Sept. 30, 2023 (Hudson Card 217 passing & Tyrone Tracy Jr. 112 rushing)	
Had a 100-yard rusher and a 100-yard receiver	at Wisconsin, Oct. 22, 2022 (Devin Mockobee 110 rushing; Charlie Jones 105 receiving)	
Had 600 or more yards of total offense	Nebraska, Oct. 15, 2022 (608)	vs. Tennessee, Dec. 30, 2021 (666)
Ran 80 or more total plays of offense	at Iowa, Oct. 7, 2023 (80)	Fresno State, Sept. 2, 2023 (82)
Scored 40 or more points	Illinois, Sept. 30, 2023 (44)	vs. LSU, Jan. 2, 2023 (63)
Scored 50 or more points	Indiana State, Sept. 10, 2022 (56)	vs. LSU, Jan. 2, 2023 (63)
Scored 60 or more points	at Indiana, Nov. 22, 2008 (62)	vs. LSU, Jan. 2, 2023 (63)
Was held scoreless	Ohio State, Nov. 2, 2013 (56-0)	Indiana State, Sept. 10, 2022 (56-0)
Did not allow a touchdown	Indiana State, Sept. 10, 2022	Iowa, Nov. 5, 2022
Did not commit a turnover	at Virginia Tech, Sept. 9, 2023	Iowa, Nov. 5, 2022
Committed five or more turnovers	Wisconsin, Oct. 23, 2021 (5)	Nebraska, Oct. 31, 2015 (5)
Intercepted four or more passes	Nebraska, Oct. 30, 2021 (4)	Northwestern, Nov. 12, 2016 (4)
Returned an interception for a touchdown	at Indiana, Nov. 26, 2022 (Cory Trice, 8 yards)	vs. LSU, Jan. 2, 2023 (Quad Wilson, 99 yards)
Returned a fumble for a touchdown	Illinois, Sept. 30, 2023 (Malik Langham, 0 yards)	at Minnesota, Nov. 10, 2018
Held opponent to 50 or fewer rushing yards	at Virginia Tech, Sept. 9, 2023 (11)	Northwestern, Nov. 20, 2021 (50)
Held opponent to 100 or fewer passing yards	Northwestern, Nov. 19, 2022 (78)	Iowa, Sept. 27, 2014 (72)
Held opponent to 200 or fewer yards of total offense	Indiana State, Sept. 10, 2022 (145)	at Penn State, Oct. 5, 2019 (104)
Scored a safety	Rutgers, Nov. 28, 2020 (Branson Deen)	Northwestern, Nov. 9, 2019
Recorded five or more sacks	Illinois, Sept. 30, 2023 (5)	at Iowa, Oct. 7, 2023 (6)
Stopped a two-point conversion	at Maryland, Oct. 8, 2022	at Syracuse, Sept. 17, 2022
Returned a kickoff for a touchdown	Fresno State, Sept. 2, 2023 (Tyrone Tracy Jr., 98 yards)	Rutgers, Nov. 28, 2020 (Aron Cruickshank, 100 yards)
Returned a punt for a touchdown	Northern Illinois, Sept. 19, 2009 (Aaron Valentin, 62 yards)	Michigan, Nov. 1, 2008 (Martavious Odums, 73 yards)
Returned a blocked punt for a touchdown	Northern Colorado, Sept. 6, 2008 (Mike Conway, 11 yards)	Virginia Tech, Sept. 19, 2015 (Anthony Shegog, 15 yards)
Blocked a punt	Nebraska, Dec. 5, 2020 (Jackson Anthrop)	Northwestern, Nov. 19, 2022 (Anthony Tyus III)
Blocked a field goal	at Iowa, Oct. 7, 2023 (Khordae Sydnor)	at Minnesota, Nov. 20, 2020 (J.D. Dellinger)
Blocked a PAT kick	at Maryland, Oct. 8, 2022 (Cam Allen)	at Syracuse, Sept. 17, 2022
Missed a kicking PAT	Syracuse, Sept. 16, 2023 (Ben Freehill)	Rutgers, Nov. 28, 2020
Scored a 2-point conversion	Indiana, Nov. 30, 2019 (Aidan O'Connell pass to Brycen Hopkins)	Wisconsin, Sept. 22, 2023 (W. Pauling pass to T. Mordecai)
Did not punt	Nevada, Sept. 24, 2016	at Wisconsin, Nov. 23, 2019
Recovered an onside kick (as kicking team)	Minnesota, Sept. 28, 2019	
Had 30 or more first downs	Nebraska, Oct. 15, 2022 (38)	vs. Tennessee, Dec. 30, 2021 (31)
Had 35 or more minutes of possession time	at Iowa, Oct. 7, 2023 (35:28)	Fresno State, Sept. 2, 2023 (36:22)
Was involved in an overtime game	vs. Tennessee, Dec. 30, 2021 (48-45)	[6-10 all-time in overtime games]

THE LAST TIME - PLAYER

Rushed for 100 yards or more	Tyrone Tracy Jr. vs. Illinois, Sept. 30, 2023 (112)	Had 400 or more yards total offense	Aidan O'Connell at Syracuse, Sept. 17, 2022 (424)
Rushed for 150 yards or more	Devin Mockobee vs. Nebraska, Oct. 15, 2022 (178)	Had 500 or more yards total offense	Aidan O'Connell vs. Tennessee, Dec. 30, 2021 (525)
Rushed for 200 yards or more	Markell Jones vs. Indiana, Nov. 25, 2017 (217)	Had 100 yards both passing and rushing	Brandon Kirsch at Michigan St., Nov. 16, 2002 (208 p, 125 r)
Rushed for 250 yards or more	Mike Alstott at Indiana, Nov. 24, 1995 (265)		
Quarterback rushed for 100 or more yards	Rob Henry at Northwestern, Oct. 9, 2010 (132)	Had 150 or more all-purpose yards	Deion Burks vs. Fresno State, Sept. 2, 2023 (152)
Rushed 20 or more times	Devin Mockobee at Iowa, Oct. 7, 2023 (20)	Had 200 or more all-purpose yards	Devin Mockobee vs. Nebraska, Oct. 15, 2022 (206)
Rushed 30 or more times	Devin Mockobee vs. Nebraska, Oct. 15, 2022 (30)	Had 250 or more all-purpose yards	Rondale Moore vs. Vanderbilt, Sept. 7, 2019 (279)
Rushed for three touchdowns	D.J. Knox vs. Ohio State, Oct. 20, 2018 (3)		
Rushed for four or more touchdowns	Kory Sheets vs. Miami (Ohio), Sept. 9, 2006 (4)	Accounted for five or more touchdowns	Aidan O'Connell vs. Tennessee, Dec. 30, 2021 (5 pass)
Had a run of 50 yards or more	Devin Mockobee at Minnesota, Oct. 1, 2022 (68)		
		Intercepted two or more passes	Cam Allen at Minnesota, Oct. 1, 2022 (2)
Passed for 300 or more yards	Hudson Card vs. Syracuse, Sept. 16, 2023 (323)	Intercepted three or more passes	Anthony Brown vs. Nebraska, Oct. 31, 2015 (3)
Passed for 400 or more yards	Aidan O'Connell at Syracuse, Sept. 17, 2022 (424)	Intercepted four or more passes	Paul Beery at Wisconsin, Oct. 9, 1976 (4)
Passed for 500 or more yards	Aidan O'Connell vs. Tennessee, Dec. 30, 2021 (534)	Recovered two or more fumbles	Ryan Russell vs. Minnesota, Oct. 8, 2011 (2)
Attempted 40 or more passes	Hudson Card at Iowa, Oct. 7, 2023 (40)	Recorded 10 or more tackles	Dillon Thieneman vs. Syracuse, Sept. 16, 2023 (14)
Completed 30 or more passes	Hudson Card vs. Syracuse, Sept. 16, 2023 (32)	Recorded 15 or more tackles	Jaylan Alexander vs. Tennessee, Dec. 30, 2021 (19)
Threw five or more touchdowns	Aidan O'Connell vs. Tennessee, Dec. 30, 2021 (5)	Had two or more sacks	Kydran Jenkins vs. Northwestern, Nov. 19, 2022 (2)
Completed a pass of 50 yards or more	Hudson Card vs. Fresno State, Sept. 2, 2023 (84)		
Completed a pass of 75 yards or more	Hudson Card vs. Fresno State, Sept. 2, 2023 (84)	Scored 10 or more points kicking	Mitchell Fineran vs. Michigan, Dec. 3 2022 (15)
Threw three or more interceptions	Aidan O'Connell at Wisconsin, Oct. 22, 2022 (3)	Made four field goals	Mitchell Fineran vs. Michigan, Dec. 3 2022 (5)
		Made five or more field goals	Mitchell Fineran vs. Michigan, Dec. 3 2022 (5)
Caught 10 or more passes	Abdur-Rahmaan Yaseen vs. Syracuse, Sept. 16, 2023 (10)	Made a field goal of 50 or more yards	J.D. Dellinger vs. TCU, Sept. 14, 2019 (53)
Caught 15 or more passes	Rondale Moore at Minnesota, Nov. 20, 2020 (15)	Had a punt 60 or more yards	Jack Ansell vs. Florida Atlantic, Sept. 24, 2022 (67)
Had 100 or more yards receiving	Abdur-Rahmaan Yaseen vs. Syracuse, Sept. 16, 2023 (114)	Had a punt 70 or more yards	Joe Schopper at Michigan State, Oct. 27, 2018 (74)
Had 150 or more yards receiving	Deion Burks vs. Fresno State, Sept. 2, 2023 (152)	Punted 10 or more times	Joe Schopper vs. Michigan, Sept. 23, 2017 (11)
Had 200 or more yards receiving	Broc Thompson vs. Tennessee, Dec. 30, 2021 (217)	Totalled 100 or more punt return yards	Anthony Chambers vs. Penn State, Oct. 11, 2003 (149)
Caught three or more touchdowns	Charlie Jones vs. Indiana State, Sept. 10, 2022 (3)	Totalled 100 or more kickoff return yards	Tyrone Tracy Jr. vs. Fresno State, Sept. 2, 2023 (144)
Caught a pass of 50 yards or more	Deion Burks vs. Fresno State, Sept. 2, 2023 (84)		
Caught a pass of 75 yards or more	Deion Burks vs. Fresno State, Sept. 2, 2023 (84)		





GAME 1

39 FRESNO STATE
35 PURDUESEPT. 2, 2023
ROSS-ADE STADIUM • WEST LAFAYETTE, IND.

A late Fresno State touchdown pass in the final minute spoiled Ryan Walters' head coaching debut with a 39-35 loss in the 2023 season opener at Ross-Ade Stadium.

The Boilermakers (0-1) took a 35-32 lead deep into the fourth quarter after Devin Mockobee recorded his first touchdown of the season with 4:36 remaining. The Bulldogs proceeded to drive down the field and tack on the winning score with a 22-yard pass.

Quarterback Hudson Card went 17-of-30 passing for 254 yards and two touchdowns with no interceptions in his debut as a Boilermaker. He opened his scoring account at Purdue by hitting Deion Burks for an 84-yard touchdown pass on Purdue's opening drive. Fresno State kept pace with the Boilermaker offense, as the hosts carried a 21-17 advantage into the break.

Tyrone Tracy Jr. began the second half with a 98-yard kickoff return for a touchdown on just his third career kick return. However, Fresno State later answered with a nine-play, 74-yard touchdown drive to lower the Bulldogs deficit to 28-25.

Fresno State opened the 4th quarter by capping off an 85-yard drive to take a four-point lead, 32-28. After being stuffed on 4th and Goal late in the game, the Boilermakers rallied with Dillon Thieneman making his first career interception on an acrobatic catch along the sideline, which ultimately resulted in Mockobee's score.

In his first game playing with Card, Burks highlighted the Purdue offense with a career-high 152 receiving yards on four catches, two of which went for his first two collegiate touchdowns. Thieneman paced the Boilermaker defense with 10 tackles in his first collegiate game, also securing the game's only turnover.

GAME 1 BOX SCORE

Fresno State	7	10	8	14	39
Purdue	7	14	7	7	35

Scoring Summary

1st PUR - #4 D.Burks 84 yd pass from #1 H.Card (kick)	0-7
1st FS - #3 E.Brooks 29 yd pass from #1 M.Keene (kick)	7-7
2nd PUR - #3 T.Tracy 1 yd rush (kick)	7-14
2nd FS - #18 J.Moss 8 yd pass from #1 M.Keene (kick)	14-14
2nd PUR - #4 D.Burks 17 yd pass from #1 H.Card (kick)	14-21
2nd FS - #46 D.Lynch 52 yd FG	17-21
3rd PUR - #3 T.Tracy 98 yd kick return (kick)	17-28
3rd FS - #5 J.Gill 18 yd pass from #1 M.Keene (J.Moss 2 pt catch)	25-28
4th FS - #22 M.Sherrod 1 yd rush (kick)	32-28
4th PUR - #45 D.Mockobee 11 yd rush (kick)	32-35
4th FS - #3 E.Brooks 22 yd pass from #1 M.Keene (kick)	39-35
Team Statistics	
First Downs	19 27
Rushing Yards	109 116
Passing Yards	254 371
Total Offense	363 487

Top Rushing (Att-Yds-TD)

PUR Mockobee (16-60-1), Card (6-29-0), Downing (5-17-0), Tracy (3-3-1)
FS Gilliam (20-93-0), Rivers (4-19-0), Sherrod (8-17-1)

Top Passing (Cmp-Att-Yds-I-TD)

PUR Card (17-30-254-0-2)
FS Keene (31-44-366-1-4), Fife (1-1-5-0-0)

Top Receiving (Rec-Yds-TD)

PUR Burks (4-152-2), Yaseen (4-46-0), Sheffield (3-22-0), Klare (2-22-0)
FS Brooks (9-170-2), Gill (8-65-1), Watson (4-40-0), Moss (5-38-1)

GAME 2

24 PURDUE
17 VIRGINIA TECHSEPT. 9, 2023
LANE STADIUM • BLACKSBURG, VA.

Stormy conditions and a lengthy weather delay marked a memorable afternoon, as Ryan Walters earned his first win as a head coach by defeating Virginia Tech on the road, 24-17.

In a game that lasted eight hours and 35 minutes from kickoff to final whistle due to a weather delay of five hours and 27 minutes, Purdue's resilience was on display with a dominant defensive performance. The Boilermakers (1-1) set the program record for fewest rush yards allowed on the road with 11.

The Purdue defense racked up nine tackles-for-loss for 54 yards with a trio of sacks. The Boilermakers held Virginia Tech (1-1) to just 2-of-12 on third downs, stopping their final four attempts. For the second straight week, Dillon Thieneman led the way with a team-high seven tackles, six solos, and an interception.

Nic Scourton finished with 3.5 tackles-for-loss and Isaiah Nichols tallied a pair of stops behind the line. Scourton, Nichols and Kydran Jenkins picked up the Boilermakers' three sacks.

Quarterback Hudson Card played another clean game going a career-best 23-of-34 through the air for 248 yards, while rushing for 16 yards on 12 carries. Card provided the game-winning touchdown on a two-yard sprint to the pylon with eight minutes remaining in the fourth, the only score by either team in the second half.

Redshirt freshman Max Klare hauled in a career-high eight passes for 64 yards. Eight different receivers caught a pass. On the ground, Purdue ran for 179 yards as Devin Mockobee led the way with 95 yards on 21 carries and a touchdown.

The offense put Purdue ahead for good with a 13-play, 74-yard drive early in the fourth quarter sealed by the Card touchdown run.

GAME 2 BOX SCORE

Purdue	7	10	0	7	24
Virginia Tech	0	17	0	0	17

Scoring Summary

1st PUR - #45 D.Mockobee 15 yd rush (kick)	7-0
2nd PUR - #39 B.Freehill 43 yd FG	10-0
2nd PUR - #3 T.Tracy 12 yd rush (kick)	17-0
2nd VT - #33 B.Tuten 30 yd pass from #6 G.Wells (kick)	17-7
2nd VT - #97 J.Love 41 yd FG	17-10
2nd VT - #83 J.Lane 2 yd pass from #6 G.Wells (kick)	17-17
4th PUR - #1 H.Card 2 yd rush (kick)	24-17

Team Statistics

	PUR	VT
First Downs	22	19
Rushing Yards	179	11
Passing Yards	248	275
Total Offense	427	286

Top Rushing (Att-Yds-TD)

PUR Mockobee (21-95-1), Tracy (4-51-1), Downing (6-22-0), Card (12-16-1)
VT Thomas (6-18-0), Drones (1-13-0), Tuten (8-4-0), Wells (7-24-0)

Top Passing (Cmp-Att-Yds-I-TD)

PUR Card (22-34-248-0-0)
VT Wells (16-33-243-2-2), Drones (2-7-32-0-0)

Top Receiving (Rec-Yds-TD)

PUR Klare (8-64-0), Sheffield (4-60-0), Yaseen (4-58-0), Tracy (3-14-0)
VT Lane (5-54-1), Wright (4-77-0), S.Gosnell (3-72-0), B.Gosnell (3-21-0), Tuten (2-45-1)

GAME 3

35 SYRACUSE
20 PURDUESEPT. 16, 2023
ROSS-ADE STADIUM • WEST LAFAYETTE, IND.

A late comeback effort fell short as the Purdue football team dropped a 35-20 decision to Syracuse at Ross-Ade Stadium on Saturday night.

The Boilermakers (1-2) put themselves in an early hole after committing four first-half turnovers, going into the break trailing 21-7. Hudson Card threw for a career-high 323 yards in the loss, completing 32 of 46 passes (69.6%) for a touchdown and an interception while also tallying a rushing score.

Dillon Thieneman continued to impress as a defensive leader, posting a team-best 14 tackles (10 solos), the most by a Boilermaker since Jaylan Alexander had 19 in the 2021 Music City Bowl win over Tennessee (Dec. 30, 2021). Sanoussi Kane finished second on the team with eight tackles, the second highest total of his career.

Abdur-Rahmaan Yaseen highlighted the offense with career highs in receiving yards (114) and catches (10), leading the team in both categories. Deion Burks scored his third touchdown of the season on a two-yard catch in the second quarter.

The offense put together back-to-back touchdown drives in the third and fourth quarters, the second of which lowered the Purdue deficit to 28-20 after a Tyrone Tracy Jr. one-yard rushing score capped off a 14-play, 75-yard drive. Tracy has found the end zone on the ground in every game this season.

The defense totaled a season-high four sacks, with OC Brothers, Scotty Humpich, Kydran Jenkins and Nic Scourton each notching one apiece. Brothers finished third on the team with a season-best six stops, including two for a loss.

Defensive back Cam Allen intercepted his second pass of the season in the third quarter. The Bluefield, Va., native moved into sole control of third place on the Boilermakers' career charts with his 12th career pick.

GAME 3 BOX SCORE

Syracuse	7	14	0	14	35
Purdue	0	7	7	6	20

Scoring Summary

1st SU - #6 G.Shrader 3 yd rush (kick)	7-0
2nd SU - #6 G.Shrader 35 yd rush (kick)	14-0
2nd PUR - #4 D.Burks 2 yd pass from #1 H.Card (kick)	14-7
2nd SU - #1 L.Allen 2 yd rush (kick)	21-7
3rd PUR - #1 H.Card 5 yd rush (kick)	21-14
4th SU - #6 G.Shrader 1 yd rush (kick)	28-14
4th PUR - #1 T.Tracy 1 yd rush (missed kick)	28-20
4th SU - #6 G.Shrader 28 yd rush (kick)	35-20

Team Statistics

	PUR	SU
First Downs	29	28
Rushing Yards	80	271
Passing Yards	323	184
Total Offense	403	455

Top Rushing (Att-Yds-TD)

PUR Tracy (10-38-1), Mockobee (12-31-0), Burks (1-10-0)
SU Shradner (25-195-4), Allen (17-80-1)

Top Passing (Cmp-Att-Yds-I-TD)

PUR Card (32-46-323-1-1)
SU Shradner (14-28-184-1-0)

Top Receiving (Rec-Yds-TD)

PUR Yaseen (10-114-0), Sheffield (6-49-0), Klare (5-65-0), Burks (4-51-1)
SU Allen (6-62-0), Alford (4-70-0), Brown (4-52-0)



GAME 4

38 WISCONSIN
17 PURDUESEPT. 22, 2023
ROSS-ADE STADIUM • WEST LAFAYETTE, IND.

Three Wisconsin touchdowns on the opening three drives proved too much for the Purdue football team to overcome, as the Boilermakers dropped a 38-17 decision to the Badgers on Friday night at Ross-Ade Stadium.

As a team, Purdue ran for a season-high 194 yards on 31 carries (6.3 average), tallying two rushing scores from Hudson Card and Tyrone Tracy Jr. Tracy was the team's leading rusher, logging a career-high 84 yards on eight attempts, an average of 10.5 yards per carry.

After a slow start, the Boilermakers punched back into the game with their first drive of the second half. Down 21 points, Purdue took an eight-play, 75-yard drive down the field, capped by Tracy's 19-yard touchdown run.

The Boilers scored touchdowns on both drives in the third quarter, amassing 150 yards of offense. They outgained the Badgers with 233 total yards to 185 in the second half, but the 21-3 deficit from the first 30 minutes was too large to surpass. Purdue's only points in the first half came from kicker Julio Macias, who connected on his first career field goal attempt from 34 yards.

Purdue quarterback Hudson Card was 21-of-38 passing for 202 yards. The redshirt junior set a career high with 50 yards on 13 carries, notching his third rushing score of the season.

After the defense held the Badgers to field goals on their opening two drives of the third quarter, Purdue cut the gap to 10 on the final play of the period. Card scrambled for a six-yard touchdown to make it a 27-17 game entering the fourth.

Botros Alisandro's first career interception extended the Boilermakers' streak of games with an interception to nine in a row dating back to last season against Illinois (Nov. 12, 2022).

GAME 4 BOX SCORE

Wisconsin	14	7	6	11	38
Purdue	3	0	14	0	17

Scoring Summary

1st UW - #8 T.Mordecai 14 yd rush (kick)	0-7
1st UW - #8 T.Mordecai 6 yd rush (kick)	0-14
1st PUR - #45 J.Macias 34 yd FG	3-14
2nd UW - #0 B.Allen 14 yd rush (kick)	3-21
3rd UW - #90 N.Vakos 38 yd FG	3-24
3rd PUR - #3 T.Tracy 19 yd rush (kick)	10-24
3rd UW - #90 N.Vakos 22 yd FG	10-27
3rd PUR - #1 H.Card 6 yd rush (kick)	17-27
4th UW - #90 N.Vakos 48 yd FG	17-30
4th UW - #0 B.Allen 4 yd rush (#8 T.Mordecai 2 pt catch)	17-38

Team Statistics	PUR	UW
First Downs	23	20
Rushing Yards	194	195
Passing Yards	202	193
Total Offense	396	388

Top Rushing (Att-Yds-TD)

PUR Tracy (8-87-1), Card (13-54-1), Downing (6-30-0), Mockobee (4-26-0)
UW Allen (16-116-2), Mordecai (14-44-2), Mellusi (11-39-0)

Top Passing (Cmp-Att-Yds-I-TD)

PUR Card (21-38-202-2-0)
UW Mordecai (17-27-174-1-0), Pauling (1-1-19-0-0)

Top Receiving (Rec-Yds-TD)

PUR Burks (6-73-0), Yaseen (4-62-0), Sheffield (3-39-0), Klare (4-18-0)
UW Dike (3-67-0), Williams (5-56-0), Pauling (3-26-0)

GAME 5

44 PURDUE
19 ILLINOISSEPT. 30, 2023
ROSS-ADE STADIUM • WEST LAFAYETTE, IND.

On a special Homecoming that saw the official dedication of the Tiller Tunnel, the Purdue football team steamrolled to a 44-19 win over Illinois on Saturday at Ross-Ade Stadium. The Boilermakers outscored the Illini 28-6 in the second half to win their fourth straight in the series and keep the Cannon Trophy.

Purdue's defense made a living in the Illinois backfield racking up seven tackles-for-loss, including five sacks from five different players. It was the first time Purdue has amassed five or more sacks in a game since Sept. 8, 2018 vs. Eastern Michigan. The Boilermaker defense stonewalled the Illini on third downs, holding them to 2-of-13 (15.4%).

The offense finished with 406 total yards, going over 400 for the third time this season. Hudson Card was an efficient 18-of-26 for 217 yards and two scores, completing a pass to eight different receivers. Burks led the way with 83 yards and a score on five catches, securing his fourth touchdown of the season.

Purdue ran for 189 yards behind the stable of Tyrone Tracy Jr., Devin Mockobee and Dylan Downing, with all three of them finding the end zone. Tracy extended his touchdown scoring streak to five games and also eclipsed 100 yards rushing for the first time in his career, totaling 112 yards on 21 attempts (5.3 yards per carry).

The Boilermakers continued their third quarter dominance by building the lead to 24 before the start of the fourth. Purdue has outscored opponents 49-14 in the third quarter to this point in the season.

The victory improved to Purdue to 1-1 in conference play, while also giving head coach Ryan Walters a win over his former team.

GAME 5 BOX SCORE

Purdue	6	10	21	7	44
Illinois	3	10	0	6	19

Scoring Summary

1st ILL - #5 C.Griffin 24 yd FG	0-3
1st PUR - #35 M.Langham 0 yd fumble recovery (missed kick)	6-3
2nd ILL - #0 J.McCray 7 yd rush (kick)	10-6
2nd PUR - #22 D.Downing 16 yd rush (kick)	13-10
2nd PUR - #45 J.Macias 40 yd FG	16-10
2nd ILL - #5 C.Griffin 53 yd FG	16-13
3rd PUR - #88 G.Miller 28 yd pass from #1 H.Card (kick)	23-13
3rd PUR - #45 D.Mockobee 3 yd rush (kick)	30-13
3rd PUR - #4 D.Burks 10 yd pass from #1 H.Card (kick)	37-13
4th ILL - #13 P.Bryant 10 yd pass from #9 L.Altmyer (2 pt failed)	37-19
4th PUR - #3 T.Tracy 1 yd rush (kick)	44-19

Team Statistics	PUR	ILL
First Downs	25	17
Rushing Yards	189	149
Passing Yards	217	226
Total Offense	406	375

Top Rushing (Att-Yds-TD)

PUR Tracy (21-112-1), Mockobee (14-67-1), Downing (4-30-1)
ILL Feagin (11-85-0), McCray (10-35-1), Altmyer (13-29-0)

Top Passing (Cmp-Att-Yds-I-TD)

PUR Card (18-26-217-0-2)
ILL Altmyer (16-25-202-0-1), Paddock (2-6-24-0-0)

Top Receiving (Rec-Yds-TD)

PUR Burks (5-83-1), Yaseen (2-35-0), Miller (2-31-1), Klare (3-27-0)
ILL Williams (6-113-0), Bryant (3-40-1), Elzy (2-24-0)

GAME 6

20 IOWA
14 PURDUEOCT. 7, 2023
KINNICK STADIUM • IOWA CITY, IOWA

A late fourth quarter rally came up short for the Purdue football team on the road Saturday afternoon at Iowa, falling 20-14.

Running back Devin Mockobee carried the ball in from two yards out to cut the gap down to six points with 2:54 to play. The Purdue defense then forced its sixth and final three-and-out of the game to get the ball back with two minutes left in the fourth. Iowa's defense held firm and stopped the Boilermakers' comeback bid four plays later.

The Boilermakers saw another solid performance out of its defense, holding the Hawkeyes to 3-of-13 on third downs and just two field goals on a pair of red zone trips. Purdue tallied five tackles-for-loss and notched one sack on the afternoon.

Sanoussi Kane led the team in tackles for the third consecutive week with nine stops. Freshman Dillon Thieneman made eight tackles, seven solos, and recorded his third interception of the year to move into a tie for third on Purdue's freshman records list.

Quarterback Hudson Card found seven different receivers on the afternoon, led by TJ Sheffield's 93 yards on six receptions with 60 yards after the catch. Tight end Garrett Miller matched his career high with eight receptions for 71 yards.

In the first half, Purdue's defense stood tall twice when Iowa reached scoring territory. Following an interception that saw Iowa take over at the Purdue five-yard line, the Boilermakers pushed the Hawkeyes backwards four yards and gave up just three points. Khordae Sydnor later blocked a 49-yard field goal attempt to keep the Boilermakers down 10-0 in the second.

Trailing 20-7, Purdue got the ball back with 4:53 to play and Card went 4-of-4 through the air to march the Boilermakers down 74 yards in six plays, capped by the Mockobee two-yard scoring rush.

GAME 6 BOX SCORE

Iowa	7	3	3	7	20
Purdue	0	7	0	7	14

Scoring Summary

1st IOWA - #2 K.Johnson 67 yd rush (kick)	0-7
2nd IOWA - #18 D.Stevens 27 yd FG	0-10
2nd PUR - #8 T.Sheffield 43 yd pass from #1 H.Card (kick)	7-10
3rd IOWA - #18 D.Stevens 23 yd FG	7-13
4th IOWA - #45 E.All 22 yd pass from #10 D.Hill (kick)	20-7
4th PUR - #45 D.Mockobee 2 yd rush (kick)	20-14

Team Statistics	PUR	IOWA
First Downs	21	12
Rushing Yards	110	181
Passing Yards	247	110
Total Offense	357	291

Top Rushing (Att-Yds-TD)

PUR Mockobee (20-89-1), Downing (8-39-0), Tracy (4-8-0)
IOWA Johnson (17-134-1), Williams (13-74-0), Anderson (1-4-0)

Top Passing (Cmp-Att-Yds-I-TD)

PUR Card (25-40-247-2-1)
IOWA Hill (6-21-110-1-1)

Top Receiving (Rec-Yds-TD)

PUR Miller (8-71-0), Sheffield (6-93-1), Burks (4-19-0), Mockobee (3-36-0)
IOWA All (5-97-1), Johnson (1-13-0)





GAME 7 NOTES • Purdue vs. Ohio State



GAME 7

- #3 OHIO STATE
- PURDUE

OCT. 14, 2023
ROSS-ADE STADIUM • WEST LAFAYETTE, IND.

INSIDE THE MATCHUP

Record:	15-41-2
In West Lafayette:	9-13-0
In Columbus:	5-28-2
Neutral:	1-0-0
Most points scored by Purdue:	49 (2018)
Most points scored by Ohio State:	59 (2021)
Largest margin of victory by Purdue:	35 (1967)
Largest margin of victory by Ohio State:	56 (2013)

LAST 10 MEETINGS

Date	Pur/Opp Rank	Result	Purdue	Opp	Location
11/13/2004	-	W	24	17	H
10/6/2007	23-4	L	7	23	H
10/11/2008	-12	L	3	16	A
10/17/2009	-7	W	26	18	H
10/23/2010	-11	L	0	49	A
11/12/2011	-	W (ot)	26	23	H
10/20/2012	-7	L (ot)	22	29	A
11/2/2013	-4	L	0	56	H
10/20/2018	-2	W	49	20	H
11/13/2021	-6	L	31	59	A

TOP 100-YARD RUSHING GAMES VS. OHIO STATE

172 Harry Szulborski (23) vs. Ohio State, 10/4/1947
153 Montrell Lowe (25) at Ohio State, 10/9/1999
139 Max Schmaling (23) at Ohio State, 10/4/1952

TOP 300-YARD PASSING GAMES VS. OHIO STATE

516 Scott Campbell (31-52) vs. Ohio State, 10/31/1981
497 Jim Everett (35-55) at Ohio State, 10/19/1985
455 Drew Brees (39-65) vs. Ohio State, 10/28/2000

TOP 100-YARD RECEIVING GAMES VS. OHIO STATE

195 Steve Bryant vs. Ohio State, 10/31/1981 (10)
190 Rodney Carter at Ohio State, 10/19/1985 (15)
170 Rondale Moore vs. Ohio State, 10/20/2018 (12)

GAME 7 BOX SCORE

Purdue	-	-	-	-	-
Ohio State	-	-	-	-	-

Scoring Summary

GAME 8

- PURDUE
- NEBRASKA

OCT. 28, 2023
MEMORIAL STADIUM • LINCOLN, NEB.

INSIDE THE MATCHUP

Record:	6-5-0
In West Lafayette:	2-2-0
In Lincoln:	-
Neutral:	-
Most points scored by Purdue:	55 (2015)
Most points scored by Nebraska:	45 (2015)
Largest margin of victory by Purdue:	28 (1958)
Largest margin of victory by Nebraska:	34 (2013)

LAST 10 MEETINGS

Date	Pur/Opp Rank	Result	Purdue	Opp	Location
10/12/2013	-	L	7	44	H
11/1/2014	-17	L	14	35	A
10/31/2015	-	W	55	45	H
10/22/2016	-8	L	14	27	A
10/28/2017	-	L	24	25	H
9/29/2018	-	W	42	28	A
11/2/2019	-	W	31	27	H
12/5/2020	-	L	27	37	H
10/30/2021	-	W	28	23	A
10/15/2022	-	W	43	37	H

TOP 100-YARD RUSHING GAMES VS. NEBRASKA

178 Devin Mockobee (30) vs. Nebraska, 10/15/2022

TOP 300-YARD PASSING GAMES VS. NEBRASKA

391 Aidan O'Connell (35-54) vs. Nebraska, 10/15/2022
334 Jack Plummer (33-47) vs. Nebraska, 12/5/2020
328 David Blough (25-42) at Nebraska, 9/29/2018

TOP 100-YARD RECEIVING GAMES VS. NEBRASKA

146 DeAngelo Yancey vs. Nebraska, 10/12/2013 (5)
132 David Bell vs. Nebraska, 12/5/2020 (10)
132 Charlie Jones vs. Nebraska, 10/15/2022 (12)

GAME 8 BOX SCORE

Purdue	-	-	-	-	-
Nebraska	-	-	-	-	-

Scoring Summary

GAME 9

- PURDUE
- MICHIGAN

NOV. 4, 2023
MICHIGAN STADIUM • ANN ARBOR, MICH.

INSIDE THE MATCHUP

Record:	14-46-0
In West Lafayette:	9-17-0
In Ann Arbor:	5-29-0
Neutral:	0-1-0
Most points scored by Purdue:	48 (2008)
Most points scored by Michigan:	52 (1982)
Largest margin of victory by Purdue:	37 (1962)
Largest margin of victory by Michigan:	51 (1974)

LAST 10 MEETINGS

Date	Pur/Opp Rank	Result	Purdue	Opp	Location
10/25/2003	10-13	L	3	31	A
10/23/2004	12-13	L	14	16	H
10/13/2007	-	L	21	48	A
11/1/2008	-	W	48	42	H
11/7/2009	-	W	38	36	A
11/13/2010	-	L	16	27	H
10/29/2011	-17	L	14	36	A
10/6/2012	-	L	13	44	H
9/23/2017	-8	L	10	28	H
12/3/2022	-2	L	22	43	(1)

(1) denotes Big Ten Championship, Indianapolis, Ind.

TOP 100-YARD RUSHING GAMES VS. MICHIGAN

162 Scott Dierking (38) vs. Michigan, 11/6/1976
126 Montrell Lowe (22) vs. Michigan, 10/7/2000
118 Kory Sheets (30) vs. Michigan, 11/1/2008

TOP 300-YARD PASSING GAMES VS. MICHIGAN

367 Joey Elliott (28-39) at Michigan, 11/7/2009
366 Aidan O'Connell (32-47) vs. Michigan, 12/3/2022
344 Eric Hunter (27-42) at Michigan, 11/4/1989

TOP 100-YARD RECEIVING GAMES VS. MICHIGAN

162 Charlie Jones vs. Michigan, 12/3/2022 (13)
159 Jim Finley at Michigan, 10/16/1965 (11)
156 Calvin Williams at Michigan, 11/4/1989 (13)

GAME 9 BOX SCORE

Purdue	-	-	-	-	-
Michigan	-	-	-	-	-

Scoring Summary

Team Statistics	PUR	OSU
First Downs		
Rushing Yards		
Passing Yards		
Total Offense		
Top Rushing (Att-Yds-TD)		
PUR -		
OSU -		
Top Passing (Cmp-Att-Yds-I-TD)		
PUR -		
OSU -		
Top Receiving (Rec-Yds-TD)		
PUR -		
OSU -		

Team Statistics	PUR	NEB
First Downs		
Rushing Yards		
Passing Yards		
Total Offense		
Top Rushing (Att-Yds-TD)		
PUR -		
NEB -		
Top Passing (Cmp-Att-Yds-I-TD)		
PUR -		
NEB -		
Top Receiving (Rec-Yds-TD)		
PUR -		
NEB -		

Team Statistics	PUR	MICH
First Downs		
Rushing Yards		
Passing Yards		
Total Offense		
Top Rushing (Att-Yds-TD)		
PUR -		
MICH -		
Top Passing (Cmp-Att-Yds-I-TD)		
PUR -		
MICH -		
Top Receiving (Rec-Yds-TD)		
PUR -		
MICH -		





GAME 7 NOTES • Purdue vs. Ohio State



GAME 10

- MINNESOTA
- PURDUE

NOV. 11, 2023
ROSS-ADE STADIUM • WEST LAFAYETTE, IND.

INSIDE THE MATCHUP

Record:	34-41-3
In West Lafayette:	21-8-0
In Minneapolis:	13-33-3
Neutral:	-
Most points scored by Purdue:	59 (1997)
Most points scored by Minnesota:	59 (1993)
Largest margin of victory by Purdue:	35 (1965)
Largest margin of victory by Minnesota:	33 (1936)

LAST 10 MEETINGS

Date	Pur/Opp Rank	Result	Purdue	Opp	Location
11/27/2012	-	L	28	44	A
10/18/2014	-	L	38	39	A
11/10/2015	-	L	13	41	H
11/5/2016	-	L	31	44	A
10/7/2017	-	W	31	17	H
11/10/2018	-	L	10	41	A
9/28/2019	-	L	31	38	H
11/20/2020	-	L	31	34	A
10/2/2021	-	L	13	20	H
10/1/2022	-21	W	20	10	A

TOP 100-YARD RUSHING GAMES VS. MINNESOTA

183 Mike Alstott (25) vs. Minnesota, 10/8/1994
171 Mike Alstott (21) at Minnesota, 10/9/1993
160 Harry Szulborski (15) at Minnesota, 11/6/1948

TOP 300-YARD PASSING GAMES VS. MINNESOTA

522 Drew Brees (31-36) vs. Minnesota, 10/3/1998
409 Drew Brees (33-49) vs. Minnesota, 9/23/2000
391 David Blough (29-48) at Minnesota, 11/5/2016

TOP 100-YARD RECEIVING GAMES VS. MINNESOTA

215 Brian Alford at Minnesota, 10/11/1997 (4)
172 Brian Alford at Minnesota, 10/7/1995 (6)
166 Burt Thornton vs. Minnesota, 10/8/1994 (9)

GAME 10 BOX SCORE

Purdue	-	-	-	-	-
Minnesota	-	-	-	-	-

Scoring Summary

GAME 11

- PURDUE
- NORTHWESTERN

NOV. 18, 2023
RYAN FIELD • EVANSTON, ILL.

INSIDE THE MATCHUP

Record:	53-33-1
In West Lafayette:	23-14-0
In Evanston:	28-19-1
Neutral:	2-0-0
Most points scored by Purdue:	56 (1998)
Most points scored by Northwestern:	48 (2008)
Largest margin of victory by Purdue:	42 (1984)
Largest margin of victory by Northwestern:	32 (1916)

LAST 10 MEETINGS

Date	Pur/Opp Rank	Result	Purdue	Opp	Location
10/9/2010	-	W	20	17	A
11/22/2014	-	L	14	38	H
11/14/2015	-24	L	14	21	A
11/12/2016	-	L	17	45	H
11/11/2017	-	L	13	23	A
8/30/2018	-	L	27	31	H
11/9/2019	-	W	24	22	A
11/14/2020	-23	L	20	27	H
11/20/2021	-	W	32	14	(2)
11/19/2022	-	W	17	9	H

(2) denotes Wrigley Field, Chicago, Ill.

TOP 100-YARD RUSHING GAMES VS. NORTHWESTERN

233 Otis Armstrong (32) vs. Northwestern, 10/21/1972
193 Mel Gray (25) vs. Northwestern, 10/16/1982
190 Jimmy Smith (29) at Northwestern, 11/1/1980

TOP 300-YARD PASSING GAMES VS. NORTHWESTERN

431 Curtis Painter (35-49) at Northwestern, 10/14/2006
423 Aidan O'Connell (29-39) vs. Northwestern, 11/20/2021
405 Drew Brees (32-50) vs. Northwestern, 9/25/1999

TOP 100-YARD RECEIVING GAMES VS. NORTHWESTERN

186 Brian Alford at Northwestern, 11/16/1996 (7)
184 Leroy Keyes vs. Northwestern, 10/7/1967 (6)
153 Dorian Bryant vs. Northwestern, 10/15/2005 (16)

GAME 11 BOX SCORE

Purdue	-	-	-	-	-
Northwestern	-	-	-	-	-

Scoring Summary

GAME 12

- INDIANA
- PURDUE

NOV. 25, 2023
ROSS-ADE STADIUM • WEST LAFAYETTE, IND.

INSIDE THE MATCHUP

Record:	76-42-6
In West Lafayette:	39-23-4
In Bloomington:	36-19-2
Neutral:	-
Most points scored by Purdue:	68 (1892)
Most points scored by Indiana:	56 (2013)
Largest margin of victory by Purdue:	68 (1892)
Largest margin of victory by Indiana:	45 (1988)

LAST 10 MEETINGS

Date	Pur/Opp Rank	Result	Purdue	Opp	Location
11/24/2012	-	W	56	35	H
11/30/2013	-	L	36	56	A
11/29/2014	-	L	16	23	A
11/28/2015	-	L	36	54	H
11/26/2016	-	L	24	26	A
11/25/2017	-	W	31	24	H
11/24/2018	-	W	28	21	A
11/30/2019	-	L (ot)	41	44	H
11/27/2021	-	W	44	7	H
11/26/2022	-	W	30	16	H

TOP 100-YARD RUSHING GAMES VS. INDIANA

276 Otis Armstrong (32) vs. Indiana, 11/25/1972 (Purdue record)
264 Mike Alstott (25) vs. Indiana, 11/24/1995
217 Markell Jones (31) vs. Indiana, 11/25/2017

TOP 300-YARD PASSING GAMES VS. INDIANA

522 Kyle Orton (33-54) vs. Indiana, 11/20/2004
485 Danny Etling (33-49) at Indiana, 11/30/2013
448 Curtis Painter (38-54) vs. Indiana, 11/22/2008

TOP 100-YARD RECEIVING GAMES VS. INDIANA

209 Kyle Ingraham vs. Indiana, 11/20/2004 (11)
162 Brian Alford vs. Indiana, 11/23/1996 (5)
159 Cliff Benson vs. Indiana, 11/20/1982 (8)

GAME 12 BOX SCORE

Purdue	-	-	-	-	-
Indiana	-	-	-	-	-

Scoring Summary

Team Statistics	PUR	MINN
First Downs		
Rushing Yards		
Passing Yards		
Total Offense		
Top Rushing (Att-Yds-TD)		
PUR -		
MINN -		
Top Passing (Cmp-Att-Yds-I-TD)		
PUR -		
MINN -		
Top Receiving (Rec-Yds-TD)		
PUR -		
MINN -		

Team Statistics	PUR	NU
First Downs		
Rushing Yards		
Passing Yards		
Total Offense		
Top Rushing (Att-Yds-TD)		
PUR -		
NU -		
Top Passing (Cmp-Att-Yds-I-TD)		
PUR -		
NU -		
Top Receiving (Rec-Yds-TD)		
PUR -		
NU -		

Team Statistics	PUR	IU
First Downs		
Rushing Yards		
Passing Yards		
Total Offense		
Top Rushing (Att-Yds-TD)		
PUR -		
IU -		
Top Passing (Cmp-Att-Yds-I-TD)		
PUR -		
IU -		
Top Receiving (Rec-Yds-TD)		
PUR -		
IU -		





	GP	SOLO	AST	TOT	TFL	PD	FF	FR	BLK	SACK	INT
2018*	2	0	1	1	0-0	0	0	0	0	0	0
2020	8	3	4	7	0-0	0	0	0	0	0	0
2021	12	7	5	12	2-10	0	0	0	0	1	0
2022	12	3	10	13	0-5-0	0	0	0	0	0	0
2023	6	8	6	14	1-1	0	0	1	0	1	0
Total	40	21	26	47	3.5-11	0	0	1	0	2	0

**CAREER STATS** (* - AT PREVIOUS SCHOOL)

#39 • Ben Freehill (R-Sr. • K • 6-1 • 200)

	GP	FGM	FGA	LONG	PCT	BLK	PAT	PTS
2021	6	-	-	-	-	-	-	-
2022	4	-	-	-	-	-	-	-
2023	3	1	3	43	33.3	0	10-11	13
Total	13	1	3	43	33.3	0	10-11	14

	KO	YDS	AVG	TB	OB
2021	42	2,549	60.7	15	1
2022	12	671	55.9	1	1
2023	1	59	59.0	0	0
Total	55	3279	59.6	16	2

#41 • Caleb Krockover (R-Jr. • K • 5-9 • 205)

	GP	FGM	FGA	LONG	PCT	BLK	PAT	PTS
2022	1	-	-	-	-	-	1-1	1
2023	5	-	-	-	-	-	-	-
Total	6	-	-	-	-	-	1-1	1

	KO	YDS	AVG	TB	OB
2023	24	1496	62.3	9	1

#42 • Clyde Washington (Sr. • LB • 6-3 • 245)

	GP	SOLO	AST	TOT	TFL	PD	FF	FR	BLK	SACK	INT
2020	2	1	0	1	0-0	0	0	0	0	0	0
2021	13	3	3	6	0-0	0	0	0	0	0	0
2022	9	10	4	14	0-0	0	0	0	0	0	1
2023	6	4	2	6	0-0	0	0	0	0	0	0
Total	30	18	9	27	0-0	0	0	0	0	0	1

#45 • Devin Mockabee (R-So. • RB • 6-0 • 200)

	GP	Rush	YDS	TD	Long	AVG/A	AVG/G
2022	13	195	968	9	68	5.0	74.5
2023	6	87	372	4	20	4.3	62.0
Total	19	282	1340	13	68	4.8	70.5

	REC	YDS	TD	Long	REC/G	AVG/C	AVG/G
2022	32	274	0	28	2.5	8.6	21.1
2023	14	94	0	24	2.3	6.7	15.7
Total	46	368	0	28	2.4	8.0	19.4

#47 • Brendan Cropsey (R-Jr. • P • 6-1 • 205)

	GP	PUNT	YDS	LONG	AVG	TB	FC	I20	50+	BLK
2020	1	0	0	0	0.0	0	0	0	0	1
2021	3	5	192	56	38.4	0	2	3	1	0
2022	2	2	88	47	44.0	0	1	0	0	0
2023	6	0	0	0	0.0	0	0	0	0	0
Total	12	7	280	56	40.0	0	3	3	1	1

#47 • Dominack Moon (R-Fr. • LB • 6-2 • 235)

	GP	SOLO	AST	TOT	TFL	PD	FF	FR	BLK	SACK	INT
2023	3	0	1	1	0-0	0	0	0	0	0	0

#50 • Sulaiman Kpaka (R-Sr. • DL • 6-2 • 295)

	GP	SOLO	AST	TOT	TFL	PD	FF	FR	BLK	SACK	INT
2020	2	0	1	1	0-0	0	0	0	0	0	0
2022	12	11	8	19	1.5-5	0	0	0	0	0.5	0
2023	6	4	1	5	2.5-8	1	0	0	0	2	0
Total	20	15	10	25	4-13	1	0	0	0	2.5	0

#81 • George Burhenn (Fr. • TE • 6-5 • 220)

	GP	REC	YDS	TD	Long	REC/G	AVG/C	AVG/G
2023	5	0	0	0	0	0.0	0.0	0.0

#82 • Drew Biber (R-So. • TE • 6-5 • 245)

	GP	REC	YDS	TD	Long	REC/G	AVG/C	AVG/G
2021	2	0	0	0	0	0.0	0.0	0.0
2022	11	1	6	0	6	0.1	6.0	0.5
2023	6	0	0	0	0	0.0	0.0	0.0
Total	19	1	6	0	6	0.1	6.0	0.3

#86 • Max Klare (R-Fr. • TE • 6-4 • 245)

	GP	REC	YDS	TD	Long	REC/G	AVG/C	AVG/G
2022	1	0	0	0	0	0	0	0
2023	5	22	196	0	27	4.4	8.9	39.2
Total	5	22	196	0	27	3.7	8.9	32.7

#88 • Garrett Miller (R-Sr. • TE • 6-5 • 250)

	GP	REC	YDS	TD	Long	REC/G	AVG/C	AVG/G
2019	5	0	0	0	0	0.0	0.0	0.0
2020	6	2	48	1	40	0.3	24.0	8.0
2021	11	19	165	0	25	1.7	8.7	15.0
2022	0	0	0	0	0	0.0	0.0	0.0
2023	5	11	110	1	28	2.2	10.0	22.0
Total	26	32	323	2	40	1.2	10.1	12.4

#89 • Paul Piferi (R-Sr. • TE • 6-5 • 260)

	GP	REC	YDS	TD	Long	REC/G	AVG/C	AVG/G
2020	3	0	0	0	0	0.0	0.0	0.0
2021	5	5	61	1	24	1.0	12.2	12.2
2022	14	10	143	1	26	0.7	14.3	10.2
2023	-	-	-	-	-	-	-	-
Total	22	15	204	2	26	0.7	13.6	9.3

#91 • Cole Brevard (R-Jr. • DL • 6-3 • 335)

	GP	SOLO	AST	TOT	TFL	PD	FF	FR	BLK	SACK	INT
2021*	1	0	0	0	0-0	0	0	0	0	0	0
2022	14	6	4	10	0-0	0	0	0	0	0	0
2023	6	3	2	5	1.5-2	0	0	0	0	0	0
Purdue	20	9	6	15	1.5-2	0	0	0	0	0	0
Total	21	9	6	15	1.5-2	0	0	0	0	0	0

#92 • Mo Omonode (So. • DL • 6-0 • 290)

	GP	SOLO	AST	TOT	TFL	PD	FF	FR	BLK	SACK	INT
2022	11	5	2	7	0.5-2	0	0	0	0	0.5	0
2023	6	6	1	7	1-10	0	0	0	0	1	0
Total	17	11	3	14	1.5-12	0	0	0	0	1.5	0

#93 • Isaiah Nichols (Gr. • DL • 6-3 • 300)

	GP	SOLO	AST	TOT	TFL	PD	FF	FR	BLK	SACK	INT
2018*	3	1	0	1	0-0	0	0	0	0	0	0
2019*	12	7	10	17	1-3	0	0	0	0	0.5	0
2020*	9	6	18	24	0.5-1	1	0	0	0	0.5	0
2021*	13	5	17	22	3.5-12	0	1	0	0	1.5	0
2022*	12	8	8	16	1-4	1	0	0	0	0	0
2023	6	10	5	15	3-12	0	0	0	0	1	0
Total	55	37	58	95	9-32	2	1	0	0	3.5	0

#95 • Joe Anderson (R-Sr. • DL • 6-4 • 280)

	GP	SOLO	AST	TOT	TFL	PD	FF	FR	BLK	SACK	INT
2019*	1	1	0	1	0-0	0	0	0	0	0	0
2020*	4	1	2	3	0-0	0	0	0	0	0	0
2021	5	3	3	6	1-2	0	0	0	0	1	0
2022	5	0	1	1	0-0	0	0	0	0	0	0
2023	6	5	2	7	1.5-1	0	0	0	0	0	0
Purdue	16	8	6	14	2.5-3	0	0	0	0	1	0
Total	21	10	8	18	2.5-3	0	0	0	0	1	0

#99 • Prince James Boyd Jr. (R-Sr. • DL • 6-1 • 290)

	GP	SOLO	AST	TOT	TFL	PD	FF	FR	BLK	SACK	INT
2021	6	2	3	5	0-0	0	0	1	0	0	0
2022	13	7	7	14	2.5-6	0	0	0	0	0.5	0
2023	-	-	-	-	-	-	-	-	-	-	-
Total	19	9	10	19	2.5-6	0	0	1	0	0.5	0





Team Statistics

	PURDUE	OPP
Scoring	154	168
Points per game	25.7	28.0
Points Off Turnovers	21	39
First Downs	140	124
Rushing	49	47
Passing	76	62
Penalty	15	15
Rushing Yardage	851	923
Yards gained rushing	1027	1109
Yards lost rushing	176	186
Rushing attempts	224	215
Average per rush	3.8	4.3
Average per game	141.8	153.8
TDs Rushing	13	12
Passing Yardage	1491	1359
Comp-Att-Int	136-214-5	106-194-6
Average per pass	7.0	7.0
Average per catch	11.0	12.8
Average per game	248.5	226.5
TDs Passing	6	8
Total offense	2342	2282
Total plays	438	409
Average per play	5.3	5.6
Average per game	390.3	380.3
Kick returns: #-Yards	6-202	15-335
Punt returns: #-Yards	12-130	6-56
Int returns: #-Yards	6-47	5-83
Kick return average	33.7	22.3
Punt return average	10.8	9.3
Int return average	7.8	16.6
Fumbles-Lost	13-5	6-1
Penalties-Yards	38-343	41-369
Average per game	57.2	61.5
Punts-Yards	26-1023	28-1260
Average per punt	39.3	45.0
Net punt average	34.5	38.9
Kickoffs-Yards	31-1872	32-2063
Average per kick	60.4	64.5
Net kick average	37.3	37.8
Time of possession / game	30:57	29:03
3rd-down conversion	40/88	37/86
3rd-down pct	45%	43%
4rd-down conversion	3/13	3/6



	PURDUE	OPP
4rd-down pct	23%	50%
Sacks by-Yards	18-118	14-111
Misc Yards	0	0
Touchdowns scored	21	20
Field goals - attempts	3-6	9-13
On-Side kicks	0-0	0-1
Red-zone scores	(17-23) 74%	(19-22) 86%
Red-zone touchdowns	(15-23) 65%	(13-22) 59%
PAT-attempts	(19-21) 90%	(17-17) 100%
2-point conversion-attempts	(0-0) 0%	(2-3) 67%
Attendance	231381	134882
Games / Avg per game	4/57845	2/67441
Neutral site games	-	0/0

Score by Periods

Team	1st	2nd	3rd	4th	OT	TOT
Purdue	23	48	49	34	0	154
Opponents	38	61	17	52	0	168

**Rushing**

Player	gp	att	gain	loss	net	avg	td	lg	avg/g
Devin Mockobee	6	87	397	25	372	4.3	4	20	62.0
Tyrone Tracy Jr.	6	50	304	8	296	5.9	5	24	49.3
Dylan Downing	6	30	152	9	143	4.8	1	25	23.8
Hudson Card	6	53	164	129	35	0.7	3	14	5.8
Deion Burks	6	1	10	0	10	10.0	0	10	1.7
Team	6	3	0	5	-5	-1.7	0	0	-0.8
Total	6	224	1027	176	851	3.8	13	25	141.8
Opponents	6	215	1109	186	923	4.3	12	67	153.8

Passing

Player	gp	effic	comp-att-int	pct	yds	td	lg	avg/g
Hudson Card	6	126.7	136-214-5	63.6	1491	6	84	248.5
Total	6	126.7	136-214-5	63.6	1491	6	84	248.5
Opponents	6	120.9	106-194-6	54.6	1359	8	49	226.5

Receiving

Player	gp	no.	yds	avg	td	lg	avg/g
Abdur-Rahmaan Yaseen	6	25	329	13.2	0	30	54.8
TJ Sheffield	6	24	284	11.8	1	43	47.3
Deion Burks	6	24	396	16.5	4	84	66.0
Max Klare	5	22	196	8.9	0	27	39.2
Devin Mockobee	6	14	94	6.7	0	24	15.7
Garrett Miller	5	11	110	10.0	1	28	22.0
Tyrone Tracy Jr.	6	9	27	3.0	0	8	4.5
Dylan Downing	6	4	36	9.0	0	14	6.0
Jayden Dixon-Veal	5	3	19	6.3	0	9	3.8
Total	6	136	1491	11.0	6	84	248.5
Opponents	6	106	1359	12.8	8	49	226.5

Punt Returns

Player	no.	yds	avg	td	lg
TJ Sheffield	10	112	11.2	0	48
Marquis Wilson	1	15	15.0	0	15
Andrew Sowinski	1	3	3.0	0	3
Total	12	130	10.8	0	48
Opponents	6	56	9.3	0	25

Interceptions

Player	no.	yds	avg	td	lg
Dillon Thieneman	3	26	8.7	0	26
Cam Allen	2	5	2.5	0	5
Botros Alisandro	1	16	16.0	0	16
Total	6	47	7.8	0	26
Opponents	5	83	16.6	0	41

Kick Returns

Player	no.	yds	avg	td	lg
Tyrone Tracy Jr.	6	202	33.7	1	98
Total	6	202	33.7	1	98
Opponents	15	335	22.3	0	39

Fumble Returns

Player	no.	yds	avg	td	lg
Malik Langham	1	0	0.0	1	0
Total	1	0	0.0	1	0
Opponents	5	0	0.0	0	0

Scoring

Player	td	fg	PAT						pts
			kick	rush	rcv	pass	dxp	saf	
Tyrone Tracy Jr.	6	-	-	-	-	-	-	-	36
Deion Burks	4	-	-	-	-	-	-	-	24
Devin Mockobee	4	-	-	-	-	-	-	-	24
Hudson Card	3	-	-	-	-	-	-	-	18
Julio Macias	-	2-3	9-10	-	-	-	-	-	15
Ben Freehill	-	1-3	10-11	-	-	-	-	-	13
Malik Langham	1	-	-	-	-	-	-	-	6
Garrett Miller	1	-	-	-	-	-	-	-	6
TJ Sheffield	1	-	-	-	-	-	-	-	6
Dylan Downing	1	-	-	-	-	-	-	-	6
Total	21	3-6	19-21	0	0	0	0	0	154
Opponents	20	9-13	17-17	0	2	2	0	0	168

Field Goals

Player	fg	pct.	01-19	20-29	30-39	40-49	50-99	lg	blk
Ben Freehill	1-3	33.3	0-0	0-0	0-0	1-2	0-1	43	0
Julio Macias	2-3	66.7	0-0	0-0	1-1	1-2	0-0	40	0
Opponents	9-13	69.2	0-0	4-5	1-1	2-5	2-2	53	1

FG Sequence

Team Name	Purdue	Opponents
Iowa	41	(27),49,(23),44
Wisconsin	(34)	(38),(22),(48)
Fresno St.	43	20,(52)
Virginia Tech	(43),50	(41)
Illinois	(40)	(24),(53)
Syracuse		44

Numbers in (parentheses) indicate field goal was made

Total Offense

Player	g	plays	rush	pass	total	avg/g
Hudson Card	6	267	35	1491	1526	254.3
Devin Mockobee	6	87	372	0	372	62.0
Tyrone Tracy Jr.	6	50	296	0	296	49.3
Dylan Downing	6	30	143	0	143	23.8
Deion Burks	6	1	10	0	10	1.7
Team	6	0	-5	0	-5	-0.8
Total	6	438	851	1491	2342	390.3
Opponents	6	409	923	1359	2282	380.3

Punting

Player	no.	yds	avg	lg	tb	fc	i20	50+	blk
Jack Ansell	25	1012	40.5	54	3	9	9	3	0
Team	1	11	11.0	0	0	0	0	0	1
Total	26	1023	39.3	54	3	9	9	3	1
Opponents	28	1260	45.0	62	2	9	10	9	0

Kickoffs

Player	no.	yds	avg	tb	ob	retn	net	ydln
Caleb Krockover	25	1496	59.8	9	1			
Julio Macias	5	317	63.4	2	0			
Ben Freehill	1	59	59.0	0	0			
Total	31	1872	60.4	11	1	16	37.3	27
Opponents	32	2063	64.5	23	1	6	37.8	27

**All Purpose**

Player	g	rush	rcv	pr	kr	ir	total	avg/g
Tyrone Tracy Jr.	6	296	27	0	202	0	525	87.5
Devin Mockobee	6	372	94	0	0	0	466	77.7
Deion Burks	6	10	396	0	0	0	406	67.7
TJ Sheffield	6	0	284	112	0	0	396	66.0
Abdur-Rahmaan Yaseen	6	0	329	0	0	0	329	54.8
Max Klare	5	0	196	0	0	0	196	39.2
Dylan Downing	6	143	36	0	0	0	179	29.8
Garrett Miller	5	0	110	0	0	0	110	22.0
Hudson Card	6	35	0	0	0	0	35	5.8
Dillon Thieneman	6	0	0	0	0	26	26	4.3
Jayden Dixon-Veal	5	0	19	0	0	0	19	3.8
Botros Alisandro	6	0	0	0	0	16	16	2.7
Marquis Wilson	5	0	0	15	0	0	15	3.0
Cam Allen	6	0	0	0	0	5	5	0.8
Andrew Sowinski	2	0	0	3	0	0	3	1.5
Team	6	-5	0	0	0	0	-5	-0.8
Total	6	851	1491	130	202	47	2721	453.5
Opponents	6	923	1359	56	335	83	2756	459.3

Team Defense

##	Player	gp	Tackles				Sacks	Pass defense			Fumbles		blkd	
			ua	a	tot	tfl/yds	no-yds	int-yds	brup	qbh	fr-yds	ff	kick	saf
31	Dillon Thieneman	6	41	12	53	.	.	3-26	1	1
21	Sanoussi Kane	6	32	10	42	5-14	1-4	.	2	2	.	1	.	.
4	Kydran Jenkins	6	19	7	26	6-39	4-37	.	.	6
1	Markevious Brown	6	17	5	22	3-17	1-12	.	1	.	.	1	.	.
5	Nic Scourton	6	14	8	22	5.5-25	3-16	.	2	3
16	Marquis Wilson	5	15	5	20	.	.	.	6
14	Yanni Karlaftis	6	11	9	20	1-2	1-2
10	Cam Allen	6	14	2	16	1-3	.	2-5	2
93	Isaiah Nichols	6	10	5	15	3-12	1-7	.	.	1
8	O.C. Brothers	4	13	2	15	4-21	2-17	.	2	1
35	Malik Langham	6	8	6	14	1-1	1-1	.	.	.	1-0	.	.	.
19	Botros Alisandro	6	6	3	9	1-1	.	1-16	1
0	Jeffrey M'ba	6	4	5	9	1-1	.	.	.	1
92	Mo Omonode	6	6	1	7	1-10	1-10	.	.	1
95	Joe Anderson	6	5	2	7	1.5-1
42	Clyde Washington	6	4	2	6
15	Will Heldt	6	4	2	6	1
11	Antonio Stevens	6	5	.	5
91	Cole Brevard	6	3	2	5	1.5-2	.	.	.	2
50	Sulaiman Kpaka	6	4	1	5	2.5-8	2-7	.	1
40	Hudson Miller	6	1	2	3
41	Ben Furtney	6	2	.	2
7	Zion Steptoe	5	.	2	2
3	Tyrone Tracy Jr.	6	2	.	2
52	Preston Nichols	6	1	.	1
45	Devin Mockobee	6	1	.	1
13	Derrick Rogers Jr.	6	1	.	1	.	.	.	1
46	Scotty Humpich	5	1	.	1	1-5	1-5
22	Dylan Downing	6	1	.	1
8	TJ Sheffield	6	1	.	1
47	Domanick Moon	3	.	1	1
97	Nick Taylor	6	1	.	1
96	Khordae Sydnor	4	1	.
Totals		6	247	94	341	39-162	18-118	6-47	19	19	1-0	2	1	0
Opponents		6	258	152	410	41-185	14-111	5-83	26	8	5-0	10	2	0



Team Statistics

	PURDUE	OPP
Scoring	75	77
Points per game	25.0	25.7
Points Off Turnovers	0	18
First Downs	70	50
Rushing	28	22
Passing	36	25
Penalty	6	3
Rushing Yardage	483	525
Yards gained rushing	589	621
Yards lost rushing	106	96
Rushing attempts	116	112
Average per rush	4.2	4.7
Average per game	161.0	175.0
TDs Rushing	6	6
Passing Yardage	666	529
Comp-Att-Int	64-104-4	42-81-2
Average per pass	6.4	6.5
Average per catch	10.4	12.6
Average per game	222.0	176.3
TDs Passing	3	2
Total offense	1149	1054
Total plays	220	193
Average per play	5.2	5.5
Average per game	383.0	351.3
Kick returns: #-Yards	3-58	7-154
Punt returns: #-Yards	6-67	4-55
Int returns: #-Yards	2-42	4-69
Kick return average	19.3	22.0
Punt return average	11.2	13.8
Int return average	21.0	17.3
Fumbles-Lost	5-2	4-1
Penalties-Yards	16-133	22-173
Average per game	44.3	57.7
Punts-Yards	14-535	14-672
Average per punt	38.2	48.0
Net punt average	30.6	40.4
Kickoffs-Yards	15-936	16-1030
Average per kick	62.4	64.4
Net kick average	38.3	40.3
Time of possession / game	31:10	28:50
3rd-down conversion	23/45	17/45
3rd-down pct	51%	38%
4rd-down conversion	0/4	2/3

	PURDUE	OPP
4rd-down pct	0%	67%
Sacks by-Yards	8-54	10-78
Misc Yards	0	0
Touchdowns scored	10	8
Field goals - attempts	2-3	7-9
On-Side kicks	0-0	0-1
Red-zone scores	(9-11) 82%	(11-11) 100%
Red-zone touchdowns	(7-11) 64%	(6-11) 55%
PAT-attempts	(9-10) 90%	(6-6) 100%
2-point conversion-attempts	(0-0) 0%	(1-2) 50%
Attendance	115039	69250
Games / Avg per game	2/57520	1/69250
Neutral site games	-	0/0

Score by Periods

Team	1st	2nd	3rd	4th	OT	TOT
Purdue	9	17	35	14	0	75
Opponents	24	20	9	24	0	77

**Rushing**

Player	gp	att	gain	loss	net	avg	td	lg	avg/g
Tyrone Tracy Jr.	3	33	209	5	204	6.2	2	24	68.0
Devin Mockobee	3	38	191	5	186	4.9	2	19	62.0
Dylan Downing	3	18	108	9	99	5.5	1	25	33.0
Hudson Card	3	27	81	87	-6	-0.2	1	14	-2.0
Total	3	116	589	106	483	4.2	6	25	161.0
Opponents	3	112	621	96	525	4.7	6	67	175.0

Passing

Player	gp	effic	comp-att-int	pct	yds	td	lg	avg/g
Hudson Card	3	117.2	64-104-4	61.5	666	3	44	222.0
Total	3	117.2	64-104-4	61.5	666	3	44	222.0
Opponents	3	109.9	42-81-2	51.9	529	2	49	176.3

Receiving

Player	gp	no.	yds	avg	td	lg	avg/g
Deion Burks	3	15	175	11.7	1	44	58.3
TJ Sheffield	3	11	153	13.9	1	43	51.0
Garrett Miller	3	10	102	10.2	1	28	34.0
Abdur-Rahmaan Yaseen	3	7	111	15.9	0	30	37.0
Max Klare	2	7	45	6.4	0	18	22.5
Devin Mockobee	3	6	44	7.3	0	24	14.7
Tyrone Tracy Jr.	3	4	12	3.0	0	8	4.0
Jayden Dixon-Veal	3	3	19	6.3	0	9	6.3
Dylan Downing	3	1	5	5.0	0	5	1.7
Total	3	64	666	10.4	3	44	222.0
Opponents	3	42	529	12.6	2	49	176.3

Punt Returns

Player	no.	yds	avg	td	lg
TJ Sheffield	6	67	11.2	0	48
Total	6	67	11.2	0	48
Opponents	4	55	13.8	0	25

Interceptions

Player	no.	yds	avg	td	lg
Botros Alisandro	1	16	16.0	0	16
Dillon Thieneman	1	26	26.0	0	26
Total	2	42	21.0	0	26
Opponents	4	69	17.3	0	41

Kick Returns

Player	no.	yds	avg	td	lg
Tyrone Tracy Jr.	3	58	19.3	0	25
Total	3	58	19.3	0	25
Opponents	7	154	22.0	0	39

Fumble Returns

Player	no.	yds	avg	td	lg
Malik Langham	1	0	0.0	1	0
Total	1	0	0.0	1	0
Opponents	2	0	0.0	0	0

Scoring

Player			PAT						pts
	td	fg	kick	rush	rcv	pass	dxp	saf	
Julio Macias	-	2-3	9-10	-	-	-	-	-	15
Tyrone Tracy Jr.	2	-	-	-	-	-	-	-	12
Devin Mockobee	2	-	-	-	-	-	-	-	12
Hudson Card	1	-	-	-	-	-	-	-	6
Malik Langham	1	-	-	-	-	-	-	-	6
Garrett Miller	1	-	-	-	-	-	-	-	6
TJ Sheffield	1	-	-	-	-	-	-	-	6
Dylan Downing	1	-	-	-	-	-	-	-	6
Deion Burks	1	-	-	-	-	-	-	-	6
Total	10	2-3	9-10	0	0	0	0	0	75
Opponents	8	7-9	6-6	0	1	1	0	0	77

Field Goals

Player	fg	pct.	01-19	20-29	30-39	40-49	50-99	lg	blk
Julio Macias	2-3	66.7	0-0	0-0	1-1	1-2	0-0	40	0
Opponents	7-9	77.8	0-0	4-4	1-1	1-3	1-1	53	1

FG Sequence

Team Name	Purdue	Opponents
Iowa	41	(27),49,(23),44
Wisconsin	(34)	(38),(22),(48)
Illinois	(40)	(24),(53)

Numbers in (parentheses) indicate field goal was made

All Purpose

Player	g	rush	rcv	pr	kr	ir	total	avg/g
Tyrone Tracy Jr.	3	204	12	0	58	0	274	91.3
Devin Mockobee	3	186	44	0	0	0	230	76.7
TJ Sheffield	3	0	153	67	0	0	220	73.3
Deion Burks	3	0	175	0	0	0	175	58.3
Abdur-Rahmaan Yaseen	3	0	111	0	0	0	111	37.0
Dylan Downing	3	99	5	0	0	0	104	34.7
Garrett Miller	3	0	102	0	0	0	102	34.0
Max Klare	2	0	45	0	0	0	45	22.5
Dillon Thieneman	3	0	0	0	0	26	26	8.7
Jayden Dixon-Veal	3	0	19	0	0	0	19	6.3
Botros Alisandro	3	0	0	0	0	16	16	5.3
Hudson Card	3	-6	0	0	0	0	-6	-2.0
Total	3	483	666	67	58	42	1316	438.7
Opponents	3	525	529	55	154	69	1332	444.0

Total Offense

Player	g	plays	rush	pass	total	avg/g
Hudson Card	3	131	-6	666	660	220.0
Tyrone Tracy Jr.	3	33	204	0	204	68.0
Devin Mockobee	3	38	186	0	186	62.0
Dylan Downing	3	18	99	0	99	33.0
Total	3	220	483	666	1149	383.0
Opponents	3	193	525	529	1054	351.3

Punting

Player	no.	yds	avg	lg	tb	fc	i20	50+	blk
Jack Ansell	13	524	40.3	54	2	3	4	2	0
Team	1	11	11.0	0	0	0	0	0	1
Total	14	535	38.2	54	2	3	4	2	1
Opponents	14	672	48.0	62	2	5	5	5	0

Kickoffs

Player	no.	yds	avg	tb	ob	retn	net	ydln
Caleb Krockover	15	936	62.4	5	1			
Total	15	936	62.4	5	1	7	38.3	26
Opponents	16	1030	64.4	10	1	3	40.3	24



Team Defense

##	Player	gp	Tackles				Sacks	Pass defense			Fumbles		blkd	
			ua	a	tot	tfl/yds		int-yds	brup	qbh	fr-yds	ff	kick	saf
21	Sanoussi Kane	3	20	7	27	4-9	1-4	.	1	2
31	Dillon Thieneman	3	15	7	22	.	.	1-26	1	1
14	Yanni Karlaftis	3	8	7	15	1-2	1-2
4	Kydran Jenkins	3	9	4	13	2-6	1-5	.	.	2
16	Marquis Wilson	2	9	2	11	.	.	.	1
1	Markevious Brown	3	6	4	10	2-14	1-12	1	.	.
5	Nic Scourton	3	4	4	8	1-2	1-2	.	2	2
35	Malik Langham	3	4	3	7	1-0	.	.	.
10	Cam Allen	3	6	1	7	.	.	.	1
92	Mo Omonode	3	5	1	6	1-10	1-10
0	Jeffrey M'ba	3	3	3	6	0.5-0
19	Botros Alisandro	3	4	2	6	1-1	.	1-16
91	Cole Brevard	3	3	2	5	1.5-2
93	Isaiah Nichols	3	1	3	4	1-2	.	.	.	1
42	Clyde Washington	3	3	1	4
95	Joe Anderson	3	2	2	4	0.5-0
11	Antonio Stevens	3	2	.	2
40	Hudson Miller	3	1	1	2
8	O.C. Brothers	1	2	.	2	1-13	1-13
15	Will Heldt	3	2	.	2
50	Sulaiman Kpaka	3	1	1	2	1.5-7	1-6	.	1
8	TJ Sheffield	3	1	.	1
52	Preston Nichols	3	1	.	1
41	Ben Furtney	3	1	.	1
13	Derrick Rogers Jr.	3	1	.	1	.	.	.	1
47	Domanick Moon	2	.	1	1
3	Tyrone Tracy Jr.	3	1	.	1
96	Khordae Sydnor	1	1	.
Totals		3	115	56	171	18-68	8-54	2-42	8	8	1-0	1	1	0
Opponents		3	131	78	209	24-119	10-78	4-69	11	3	2-0	3	2	0