



2024 PURDUE BASEBALL

Purdue

🔗 2012 BIG TEN CHAMPIONS 🔗 • PURDUESPORTS.COM • @PURDUEBASEBALL

SID Contact Info: Ben Turner // benturner@purdue.edu // Office: 765-494-3198 // Cell: 217-549-7965

– FEBRUARY (6-2) –

16	% vs Stony Brook	W	6-0
17	% vs Stony Brook	L	10-8
	% vs Stony Brook	W	12-8
19	% vs Stony Brook	W	13-6
23	+ vs George Mason	W	7-4
25	+ vs George Mason	L	11-9
	+ vs George Mason	W	12-5
26	+ vs George Mason	W	11-1 (7)

– MARCH (11-10, 2-4 Big Ten) –

1	* at #11 East Carolina	L	7-1
2	* vs SE Louisiana	W	5-0
3	* vs Cal State Fullerton	W	11-3
5	at Notre Dame	L	11-2
9	UAlbany	W	11-3
	UAlbany	W	6-1
10	UAlbany	W	16-6 (7)
	UAlbany	W	12-1 (7)
13	Northern Illinois	W	11-1
15	Samford	L	5-1
16	Samford	W	6-1
	Samford	W	13-12 (10)
17	Samford	L	11-10
20	UIC	L	6-5 (14)
22	• Iowa	W	10-3
23	• Iowa	L	4-6
24	• Iowa	L	9-6
26	at Indiana State (ESPN+)	L	8-7
29	• at Ohio State (BTN)	L	8-2
30	• at Ohio State	L	12-10
31	• at Ohio State	W	7-1

– APRIL (12-3, 9-0 Big Ten) –

3	Valparaiso	Canceled	
5	• at Rutgers	W	5-3 (10)
6	• at Rutgers	W	8-6
7	• at Rutgers	W	5-3
9	Indiana State	L	9-3
12	• Michigan State	W	7-2
13	• Michigan State	W	14-0
14	• Michigan State	W	21-1
16	Ball State	W	13-3 (7)
19	East Tennessee State	L	9-7
20	East Tennessee State	W	18-7 (7)
21	East Tennessee State	L	12-2 (7)
23	Evansville	W	10-6
26	• at Northwestern (BTN)	W	9-3
	...at Wrigley Field		
27	• at Northwestern	W	10-7
28	• at Northwestern	W	11-3

– MAY (4-4, 2-4 Big Ten) –

1	DePauw	W	15-0 (7)
3	Indiana	W	7-4
4	Indiana	L	10-2
5	Indiana	L	5-4
7	at UIC (ESPN+)	W	11-9
10	• at Michigan	W	4-0
11	• at Michigan	L	7-6
12	• at Michigan	L	8-6
16	• Illinois (BTN)		8 p.m.
17	• Illinois (BTN)		8 p.m.
18	• Illinois (BTN)		3 p.m.
21-	at Big Ten Tournament - Omaha, Neb.		
26			

% Series Played in Sugar Land, Texas

+ Series Played in Holly Springs, N.C.

* ECU's Keith LeClair Classic (Greenville, N.C.)

• Big Ten Conference Game

Home Games in Bold at Alexander Field

All Times Eastern



– SENIOR DAY WEEKEND & B1G SPOTLIGHT SERIES –

ILLINOIS FIGHTING ILLINI (30-17, 15-6 Big Ten)

AT PURDUE BOILERMAKERS (33-19, 13-8 Big Ten)

3-GAME SERIES • MAY 16-18 • ALEXANDER FIELD • WEST LAFAYETTE, IND.

Series Opener: Thursday, May 16 at 8 p.m. ET on BTN & WSHY 104.3 FM

Middle Game: Friday, May 17 at 8 p.m. ET on BTN & WSHY 104.3 FM

Series Finale: Saturday, May 18 at 3 p.m. ET on BTN & WSHY 104.3 FM

– SERIES HISTORY –

All-Time: Illinois leads 168-87-1

All-Time in West Lafayette: Illinois leads 68-44-1

Last Series: Illinois swept a 3-game set (April 2022 in Champaign)

Last Series in West Lafayette: Illinois swept a 3-game set (April 2021)

Purdue's Last Series Win vs. Illinois: Won twice as part of a 3-team pod (April 2021 in Champaign)

Purdue's Last Series Win vs. Illinois in West Lafayette: Swept a 3-game set (April 2017)

– PURDUE'S PROBABLE LINEUP –

Pos	#	NAME	AVG/OBP/SLUG	RUNS	HITS	XBH	HR	RBI	BB	SB
LF	1	Mike Bolton Jr. (5th)	.274/.447/.427	49	43	15	4	21	31	23-27
Notable: 31-game on-base streak in all games & 27 games in B1G play since 4/29/23; 97 career steals										
SS	7	Camden Gasser (R-So)	.347/.522/.408	52	51	7	1	29	51	17-20
Notable: Leads the Big Ten in walks & OBP, reaching base safely in 44 of his 48 games										
1B	49	Luke Gaffney (R-Fr)	.375/.460/.667	56	72	29	12	63	25	2-2
Notable: Set team freshman records in HR, RBI, runs & total bases; 5-time B1G Freshman of the Week										
C	35	Connor Caskenette (Sr)	.314/.429/.605	48	54	24	13	68	22	2-3
Notable: 1st in Big Ten in RBI via four 5-RBI games; 13 HR tied for most by a Boiler in BBCOR bat era (2011-Present)										
RF	44	Keenan Spence (Jr)	.308/.423/.624	32	41	22	10	35	20	2-2
Notable: Starred at Michigan with 2-HR game Friday, .714 OBP for the series; robbed HR in RF on Friday										
3B	3	Jo Stevens (Sr)	.313/.444/.556	41	50	19	9	41	21	8-10
Notable: 12-game hit streaks in all games (3/26-4/16) & B1G play (3/29-4/28) .952 fielding % as elite 3rd baseman										
DH	10	Logan Sutter (Jr)	.320/.453/.625	31	41	23	8	37	24	5-5
Notable: Hit safely in all 3 games vs Indiana; leads team with 15 doubles; 1.078 OPS										
2B	2	Ty Gill (Jr)	.230/.324/.425	17	20	9	3	18	13	2-4
Notable: Lefthanded half of 2B platoon with Thomas Green; 2-run HR in May 7 quality win at UIC										
CF	20	Couper Comblum (Sr)	.262/.336/.330	41	54	11	–	24	20	8-15
Notable: 7-game hit streak in all games & Big Ten play; started every game (105) since beginning of 2023										

– PROBABLE PITCHING MATCHUPS –

NAME	W-L	GS	IP	H	R-ER	BB	K	WHIP	ERA	B/Avg
Jordan Morales (Grad, LHP)	7-4	13	75.1	85	40-33	20	65	1.39	3.94	.283
vs Jack Crowder (Sr, RHP)	5-1	13	71.2	57	46-42	33	63	1.26	5.27	.218
Luke Wagner (Sr, LHP)	7-1	13	65	85	39-37	19	50	1.60	5.12	.323
vs TBA for Illinois										
Kyle Iwinski (Sr, RHP)	2-2	9	39.2	48	29-29	12	21	1.51	6.58	.304
vs TBA for Illinois										

– PRIMARY BENCH –

Pos	NAME	SLASH LINE	XBH	RBI	SB
OF	Keenan Taylor	.267/.389/.500	14	25	1-1
2B/SS	Thomas Green	.235/.308/.363	8	20	5-6
1B	Breck Nowik	.270/.386/.351	1	4	0-0
C	Aaron Dolney	.244/.360/.390	4	6	0-0
OF	Brody Chrisman	.158/.222/.193	2	7	0-0
OF	Wes Gingerich	.333/.444/.400	1	1	0-0
IF	Chase Brown	.273/.500/.455	2	4	1-1
OF	Corbin Malott	.167/.167/.333	1	–	2-2

– PRIMARY BULLPEN –

Pos	NAME	W-L-S	APP	IP	K/BB	ERA
RHP	Avery Cook	2-2-3	23	35.2	36/19	4.04
RHP	Aaron Suval	3-1-2	20	35.2	28/21	4.79
RHP	Carter Doorn	3-0-0	18	31.2	25/11	4.55
RHP	Davis Pratt	1-0-0	18	28.2	31/12	4.08
RHP	Jackson Dannelley	0-3-5	15	32.2	33/15	5.51
LHP	Jonathan Blackwell	2-2-0	10	36	32/12	5.00
RHP	Griffin Lohman	0-0-0	7	6.1	6/3	2.84
RHP	CJ Backer	0-1-0	8	7	5/2	3.86
LHP	Cal Lambert	0-1-1	9	6.2	5/6	8.10

• Purdue closes out the regular season at home for the sixth consecutive campaign since 2018, hosting league-leading Illinois for a Big Ten spotlight series featuring two of the top three teams in the standings.

• The Fighting Illini will be making just their third appearance at Alexander Field since the stadium opened in 2013. They have a one-game lead on second-place Nebraska (14-7) and a two-game edge on the three teams tied for third – Purdue, Indiana and Michigan. All five teams have an opportunity to win at least a share of the Big Ten, with Nebraska (at MSU) the only one not playing another team in the top five. Illinois and Purdue were both not among the top six in the preseason coaches poll.

• The Boilermakers need to sweep Illinois to have a chance at their first Big Ten title since 2012. Illinois is aiming to win its first league crown since its historic 21-1 campaign in 2015.

• Illinois leads the Big Ten with 96 home runs and a .534 slugging percentage. The Illini have three players with 14 home runs and five with at least 10. But it's Coltin Quagliano (9 HR, 49 RBI) that leads the team in RBI.

• Purdue's 67 home runs rank fourth in the Big Ten as the program's second most in program history. The Boilermakers feature the top two RBI leaders in the league, **Connor Caskenette** (68) and **Luke Gaffney** (63), who have combined for 25 home runs. **Keenan Spence** rounds out the trio with 10-plus homers.

• Both teams are averaging over eight runs per game – Illinois 8.36, Purdue 8.29 – and thrive on big innings. The question becomes: how will Alexander play this weekend? During the ETSU series the weekend of April 19-21, the ballpark yielded 11 home runs in 23 innings. The last weekend series at Alexander, May 3-5 vs. Indiana, the ballpark yielded only two home runs in 27 innings. In the Illini's previous two visits to Alexander – in April 2017 and 2021 – the series featured a combined six home runs (one in 2017, five in 2021).

BIG TEN SPOTLIGHT SERIES: PURDUE BASEBALL HOSTS ILLINOIS

PURDUE'S ACTIVE ROSTER (Played in 2024)

No.	Name	Pos	B/T	Ht	Wt	Yr	Hometown (High School/Previous College)
PITCHERS							
4	Luke Wagner	LHP/OF	R/L	6-0	190	Sr.	New Cumberland, Pa. (Red Land/Georgia)
8	Davis Pratt	RHP	R/R	6-2	205	Sr.	Albuquerque, N.M. (La Cueva/Temple JC)
11	Cal Lambert	LHP	L/L	6-2	210	Sr.	Peoria, Ariz. (Sandra Day O'Connor/Yavapai JC)
18	Jonathan Blackwell	LHP	L/L	6-1	215	Sr.	Charleston, W. Va. (Hurricane/Coastal Carolina)
19	Jackson Dannelley	RHP	R/R	5-10	195	Sr.	Colmesneil, Texas (Colmesneil/Houston)
22	Easton Storey	LHP	L/L	5-11	195	Fr.	Brighton, Mich. (Brighton)
25	Brayden Olson	RHP	R/R	6-2	205	Fr.	St. Croix Falls, Wis. (St. Croix Falls)
26	Cole Van Assen	RHP	R/R	6-3	205	Fr.	Tinley Park, Ill. (Brother Rice)
27	Aaron Suval	RHP	R/R	5-11	185	Sr.	Agoura Hills, Calif. (Agoura/Glendale JC)
28	Enas Hayden	RHP	R/R	6-3	210	Jr.	Indianapolis, Ind. (Lawrence North/Purdue Fort Wayne)
29	Kyle Iwinski	RHP	R/R	6-2	220	Sr.	Griffith, Ind. (Griffith/Kankakee JC)
32	CJ Backer	RHP	R/R	6-7	165	Sr.	Newburgh, Ind. (Castle/Danville Area JC)
36	Carter Doorn	RHP	R/R	6-3	175	Jr.	Schererville, Ind. (Lake Central)
37	Jordan Morales	LHP	R/L	5-9	170	Gr.	Souderton, Pa. (Souderton/Penn State)
43	Avery Cook	RHP	R/R	6-6	235	R-Sr.	Utica, N.Y. (Whitesboro/St. John's)
48	Griffin Lohman	RHP	L/R	6-5	190	R-Jr.	Fishers, Ind. (Hamilton Southeastern)
CATCHERS							
35	Connor Caskenette	C	R/R	6-0	215	Sr.	Duncan, British Columbia (Cowichan/Cochise JC)
40	Aaron Dolney	C	L/R	6-4	220	Gr.	Plymouth, Mich. (Detroit Country Day/Eastern Michigan)
INFIELDERS							
2	Ty Gill	2B	L/R	6-2	155	Jr.	Valparaiso, Ind. (Valparaiso)
3	Jo Stevens	3B	R/R	6-2	210	Sr.	Mount Colah, Australia (St. Leo's/Yavapai JC)
5	Thomas Green	2B/SS	R/R	6-0	175	Gr.	Courtenay, British Columbia (Isfeld/Oakland)
7	Camden Gasser	SS	L/R	5-10	160	R-So.	Huntingburg, Ind. (Southridge/Michigan)
10	Logan Sutter	3B/1B	R/R	6-1	215	Jr.	Loomis, Calif. (Del Oro/Folsom Lake JC)
14	Breck Nowik	1B	R/R	6-3	220	R-Jr.	Lake Forest, Ill. (Lake Forest/UIC)
42	Chase Brown	3B/2B	R/R	6-2	190	Jr.	Ennis, Texas (The Colony/McLennan JC)
49	Luke Gaffney	1B/C	R/R	6-2	215	R-Fr.	Danville, Ky. (Boyle County)
OUTFIELDERS							
1	Mike Bolton Jr.	OF	L/R	5-9	160	5th	Calumet City, Ill. (Brother Rice)
6	Weston Gingerich	OF	L/L	5-10	160	Sr.	Carmel, Ind. (Guerin Catholic)
9	Camden Melvin	OF	L/L	6-0	205	Jr.	Avon, Ind. (Avon/New Mexico JC)
13	Keenan Taylor	OF/IF	R/R	5-10	205	Sr.	Westfield, Ind. (Guerin Catholic/Parkland JC)
20	Couper Cornblum	OF	R/R	6-0	190	Sr.	Woodway, Texas (Midway/Wichita State)
34	Corbin Malott	OF/IF	R/R	6-1	180	R-Fr.	New Castle, Ind. (New Castle)
41	Brody Chrisman	OF	L/R	6-3	205	R-Fr.	Zionsville, Ind. (Zionsville)
44	Keenan Spence	OF	R/R	6-5	230	Jr.	Caroline Springs, Australia (Maribynong/Howard JC)

COACHING & SUPPORT STAFF

39	Greg Goff	Head Coach	5th Year, 7th Year	Third Base Coach/Pitching Changes
45	Josh Newman	Assistant Coach	1st Year	Pitching Coach/Mound Visits
...Previously the pitching coach at Penn State from 2018-23; pitched at Ohio State & for the Colorado Rockies				
21	Chris Marx	Assistant Coach	5th Year	Bench Coach
...Served as both a hitting coach & pitching coach at Little Rock & Campbell; assistant on Southern Indiana's 2010 D-II national title team				
30	Seth LaRue	Assistant Coach	1st Year	First Base Coach & Base Running
...Played for Goff on Campbell's 2014 NCAA Regional team; previously an assistant at Southern Illinois & A&M-Corpus Christi				
12	John Madia	Director of Player Develop.	9th Year	Bullpen Coach
...First Baseman for Purdue in the late 1970s has now worked under 3 head coaches; son Drew also played for Purdue from 2007-10				
	Hunter Roberts	Operations	2nd Year	
...Joined Purdue from Central Arkansas; has also worked with Missouri State Baseball & the Springfield Cardinals				
	Casey Kohr	Athletic Trainer	16th Year	
...Longest-tenured member of team's travel party; longest-tenured baseball trainer in the Big Ten				
	Tony Webb	Strength Coach	2nd Year	
...Previously worked with Goff at Alabama & with Purdue Football				
	Haley Toetz	Academics & Ops	4th Year	
...Older sister of alum & All-Big Ten second baseman Paul Toetz makes all the road trips; earned her master's degree at Purdue in May 2022				

– PRONUNCIATION GUIDE –

#6 Weston **GINGERICH**: Ginn-grick
 #7 Camden **GASSER**: Gas-er
 #10 Logan **SUTTER**: Sutt-er (Not Soot-er)
 #14 BRECK **NOWIK**: Breck like Wreck; No-Wick
 #19 Jackson **DANNELLEY**: DAN-uh-lee
 #20 **COUPER CORNBLOOM**: Cooper Corn-BLOOM
 #26 Cole **VAN ASSEN**: Van Ass-in
 #27 Aaron **SUVAL**: SOO-vaul

#28 **ENAS** Hayden: N-us (say it fast)
 #29 Kyle **IWSINKI**: eye-WIN-ski
 #34 Corbin **MALOTT**: Muh-lott
 #35 Connor **CASKENETTE**: CASK-kuh-net
 #36 Carter **DOORN**: D o r n
 #40 Aaron **DOLNEY**: Doll-nee
 #41 Brody **CHRISMAN**: Kriss-men
 #48 Griffin **LOHMAN**: LOW-men

COACHES & STAFF
 #12 John **MADIA**: MAY-dee-uh
 Casey **KOHR**: Core



5TH YEAR AS HEAD COACH

7TH YEAR AT PURDUE

19TH YEAR AS A HEAD COACH

Career Record Breakdown

Purdue (5 Years).....	109-102
Campbell (7 Years).....	224-174*
Montevallo (4 Years).....	152-84
Louisiana Tech (2 Years).....	67-47
Alabama (1 Year).....	19-34-1
Total (19 Years).....	569-441-1*
*Campbell had to vacate 136 wins from 2011-14 due to administrative errors – unrelated to any actions by Goff or his coaching staff – with the certification of student-athletes.	

Biographical Information

Hometown	Jackson, Tenn.
Bachelor's & Master's Degrees	Delta State
Wife	Tina
Daughters.....	Kara, Kiley, Kolby & Kenzie
College Career Pt. 1.....	1990-91, Jackson State CC
College Career Pt. 2.....	1992-93, Delta State

Coaching Experience

Purdue	June 2019, Hired as Head Coach
Purdue	2018-19, Assistant Coach
Alabama	2017, Head Coach
Louisiana Tech.....	2015-16, Head Coach
Campbell	2008-14, Head Coach
Montevallo	2004-07, Head Coach
Kentucky.....	2000-03, Assistant Coach
Southeast Missouri St.....	1998-99, Assistant Coach
Delta State.....	1994-97, Assistant Coach

Goff's NCAA Regional Teams

9 Appearances with 6 Programs

Purdue: Boilers Qualify in Goff's 1st Year	
2018	38-21, 17-6 Big Ten
Louisiana Tech: 1st Appearance Since 1987	
2016	42-20, 19-11 C-USA
Campbell: 1st Appearance Since 1990	
2014	41-21, 18-8 Big South
Montevallo: 2006 D-II College World Series	
2007	47-17, 13-5 Gulf South
2006	43-18, 16-4 Gulf South
SE Missouri State: 1st Appearance as D-I	
1998	32-24, 15-9 OVC
Delta State: D-II CWS in 1994 & 1996	
1996	53-8, 15-1 Gulf South
1995	40-15, 19-5 Gulf South
1994	45-13, 19-4 Gulf South

HEAD COACH GREG GOFF

Greg Goff joined Purdue baseball as an assistant coach in July 2017 and was promoted to head coach in June 2019. The 2023 season is his 18th as a collegiate head coach.

Previously a head coach at four universities, Goff succeeded his friend and longtime colleague Mark Wasikowski, who returned to the University of Oregon as the Ducks' new head coach in June 2019.

Goff has previously served as the head coach at Campbell University (2008-14), Louisiana Tech University (2015-16) and the University of Alabama (2017) as well as Division II University of Montevallo (2004-07). He also helped lead the Boilermakers to a memorable 38-win season in 2018, punctuated by the program's third NCAA Regional bid in program history. Purdue finished second in the Big Ten standings and was also the runner-up at the Big Ten Tournament in Goff's first year with the program.

A national-best 15-0 start, program records for strikeouts and stolen bases, and a return to the Big Ten Tournament highlighted Purdue's resurgent and successful 2022 season. The Boilermakers raced out the best start in program history as the final unbeaten team nationally and recovered from a rough patch in April to return to the conference tournament, navigating a challenging back half of the league schedule. Purdue eclipsed its program benchmark in steals behind the first trio of Boilermakers ever with 20-plus steals each. Curtis Washington Jr. (31), Mike Bolton Jr. (28) and Evan Albrecht (22) teamed up to account for 81 of the 116 stolen bases (70%) as Purdue led the Big Ten and ranked sixth nationally in steals per game. CJ Valdez was a first-team All-Big Ten performer as a full-time DH; Cam Thompson also enjoyed a breakout season with 13 home runs and a 1.031 OPS. Bolton went on to break Purdue's all-time steals record in 2023.

Along with bringing an upbeat personality to the dugout and contagious energy to his role as the first-base coach, Goff helped numerous Boilermakers develop offensively in 2018 and 2019 as an assistant coach. He played a leading role in coaching the base running and outfield defense.

In his first two years at Purdue, Goff helped develop and organize new community events for the program like the Preseason Fan Fest and First Pitch Dinner. Both events have proved very popular and are well attended, helping generate preseason interest going into a campaign.

The Boilermakers also continue to expand their community outreach, exceeding 600 combined hours of service for the 2021-22 academic year. During the 2019 fall semester, over 40 players logged at least 10 hours of community service as Purdue completed over 450 hours of community outreach as a team.

Goff and his wife, Tina, are the parents of four daughters: Kara, Kiley, Kolby and Kenzie. Kara (Louisiana Tech & LSU) and Kiley (Louisville, active) both played collegiate softball.

SIX 40-WIN SEASONS

- As a head coach, Goff's teams have won over 40 games six times. Campbell was one of only eight Division I programs to win 40-plus games for three straight years from 2012 to 2014, posting 131 total victories during that span. The Camels enjoyed a historic 49-10 campaign in 2013.
- He also won 42 games in his final season at Louisiana Tech, helping lead the Bulldogs to an NCAA Regional bid.
- Montevallo was a DII College World Series qualifier in 2006 under his guidance. As an assistant coach at Delta State, the Statesmen also qualified for the DII College World Series in 1994 and 1996.

ENDED NCAA REGIONAL DROUGHTS AT CAMPBELL & LOUISIANA TECH

- In Goff's final season at Campbell (2014), the Camels qualified for their first NCAA Regional in 24 years. Two years later, he led Louisiana Tech to its first Regional bid in 29 years. The 2014 Camels and 2016 Bulldogs both won at least one game in their Regionals, with La Tech coming through the loser's bracket to reach a Regional final at Mississippi State.

HISTORY OF TURNAROUNDS

- Goff's teams have had a losing record only five times in his 14 years as a head coach. Four of those five seasons were his first at a respective university. He has led his teams to some impressive turnarounds.
- In just two seasons, Louisiana Tech went from 15-35 the year before Goff's arrival to 42-20 in 2016, ending a 29-year NCAA Regional drought in the process. At Campbell, he inherited a team that was 11-45 in 2007. But under Goff, the Camels posted a winning record (27-24) in his second season and won 40 games by his fifth year (2012).
- Purdue's win total also jumped from 29-27 in 2017 to 38-21 in Goff's first year on the staff in 2018.

COACHING HONORS

- Goff was named the South Central Region Coach of the Year by the American Baseball Coaches Association at both Louisiana Tech (2016) and Montevallo (2006). He was the 2013 Big South Coach of the Year at Campbell after leading his team to a school-record 49 wins and a conference title. Montevallo won a combined 100 games over his final two seasons, posting a new single-season record both years.

BEFORE BECOMING A HEAD COACH

- Goff has coached 10 future big leaguers and over 50 MLB Draft picks, highlighted by Cy Young award winner Brandon Webb while he was the pitching coach at Kentucky (2000-03). Longtime big leaguer and World Series champion Joe Blanton also pitched for Goff at Kentucky.
- Along with his years as the pitching coach at Kentucky, Goff served as an assistant at Southeast Missouri State (1998-99) and his alma mater Delta State (1994-97) before becoming a head coach for the first time in the summer of 2003 at Montevallo. It was at SEMO in the late 1990s where he first worked with Wasikowski. They helped lead the Redhawks to an NCAA Regional in 1998.

- PURDUE'S PROBABLE WEEKEND ROTATION -



JORDAN MORALES
GRADUATE LHP
SOUDERTON, PA.
SOUDERTON HS
PENN STATE

- Only the second lefty this century to start for Purdue on Opening Day; started the first game of each of the first 13 weekends.
- Helped the Boilers win 5 straight Big Ten series openers for the first time since 2012; his seven victories are the most by a Purdue pitcher since 2018.
- Stats in Big Ten play: 7 GS, 45 2/3 IP, 14 BB, 37 K, 2.76 ERA, .243 B/Avg
- Led Purdue to its first season-opening shutout since 1991 and first shutout win at Michigan since 1993, earning Big Ten Pitcher of the Week for the latter.
- Struck out 7 of the final 10 batters he faced while racking up 9 Ks, matching a career high, in the Big Ten opener vs. Iowa.
- Transferred to Penn State for the 2021-22 school year after La Salle dropped baseball following the 2021 season; was a closer (2020) and weekend starter (2021) at La Salle.
- Also worked with Purdue pitching Josh Newman at Penn State.
- Posted a 3.64 ERA while pitching in a team-high 26 games at Penn State in 2022, ranking top 10 in the Big Ten in appearances.
- Pitched against Purdue in relief in the rubber game of the 2022 series in Central Pennsylvania (facing 4 batters) and the middle game of the 2023 series at Alexander Field, working 3 2/3 innings.
- Conference pitcher of the year as a high school senior, registering a 0.43 ERA, 93 strikeouts and 10 wins for Souderton's PIAA Class 6A state championship team.

											MORALES' OUTINGS AT PURDUE				
DATE	OPPONENT	DEC	IP	H	R-ER	BB	K								
2/16/24	vs Stony Brook	W	5.1	5	0-0	0	4								
2/23/24	vs George Mason	W	6+	6	4-0	1	8								
3/01/24	at East Carolina	L	7+	6	5-5	0	3								
3/09/24	UAlbany	W	5	7	3-3	3	6								
3/15/24	Samford	L	3+	9	5-4	1	4								
3/22/24	Iowa	W	7	4	1-1	2	9								
3/29/24	at Ohio State	L	4.2	12	7-7	2	4								
4/05/24	at Rutgers	ND	7	3	0-0	1	5								
4/12/24	Michigan State	W	7.2	7	2-2	2	6								
4/19/24	ETSU	L	3.1	10	9-7	1	3								
4/26/24	at Northwestern*	W	6	5	2-2	3	4								
5/03/24	Indiana	ND	5.2	6	2-2	0	5								
5/10/24	at Michigan	W	7.2	5	0-0	4	4								

Purdue Record When He Starts: 9-4

*at Wrigley Field

SEASON(S)	ERA	W-L	APP	GS	CG	SHO	SV	IP	H	R	ER	BB	SO	BF	B/AVG
2024	3.94	7-4	13	13	0	0/2	0	75.1	85	40	33	20	65	330	.283
- AT PENN STATE -															
2022-23	4.70	6-2	45	12	0	0/0	1	97.2	101	57	51	36	113	442	.266
- AT LA SALLE -															
2020-21	5.50	2-8	21	7	1	0/0	5	54	65	39	33	26	63	263	.293



LUKE WAGNER
SENIOR LHP
NEW CUMBERLAND, PA.
RED LAND HS
UNIV. OF GEORGIA

- Enjoyed a streak of 22 consecutive innings without allowing an earned run from Feb. 25 to March 16, the longest by a Boilermaker since 2018.
- First Boilermaker since 2018 to be the starting pitcher in 2 shutout wins. Also the first Boilermaker since 2018 with 7 victories.
- Faced the minimum through 6 innings vs. Indiana, rolling through 18 up, 17 down and starting a 1-6-3 double play; took his first loss after IU scored twice after he left the mound in the 7th inning.
- Shined in his first 2 starts at Alexander Field, working a combined 12 innings of 2-run ball while not allowing an earned run.
- Posted the first 10-strikeout game by a Boilermaker since April 2022 in his Alexander Field debut, the game 2 victory vs. UAlbany.
- Pitched in 54 career games and made 17 starts at Georgia; served as a two-way player as a freshman, also seeing action in the outfield.
- Started games at the SEC Tournament and NCAA Regionals, including UGA's 2021 postseason win vs. LSU.
- Posted a 4.58 ERA and .259 B/Avg in 39 1/3 innings as a freshman in 2021, making 12 of his 17 appearances as starter; opened season in weekend rotation.
- Started the 2021 SEC opener at Tennessee, becoming UGA's first freshman pitcher to do so since 2013.

											WAGNER'S OUTINGS AT PURDUE				
DATE	OPPONENT	DEC	IP	H	R-ER	BB	K								
2/18/24	vs Stony Brook	ND	3	5	5-5	0	2								
2/25/24	vs George Mason	W	5	6	1-1	2	4								
3/02/24	vs SE Louisiana	W	6+	2	0-0	1	5								
3/09/24	UAlbany	W	6	5	1-0	1	10								
3/16/24	Samford	W	6+	6	1-0	2	4								
3/23/24	Iowa	ND	4.2	10	3-3	2	3								
3/30/24	at Ohio State	ND	3.2	11	7-7	0	2								
4/06/24	at Rutgers	ND	4+	9	5-5	3	1								
4/13/24	Michigan State	W	7	4	0-0	0	4								
4/20/24	ETSU	W	5	10	7-7	3	5								
4/27/24	at Northwestern	W	5+	7	3-3	3	4								
5/04/24	Indiana	L	6.1	3	2-2	0	3								
5/11/24	at Michigan	ND	3.1	7	4-4	2	3								

Purdue Record When He Starts: 9-4

- Registered a 1.44 ERA and 117 strikeouts in 68 innings with 11 wins for Red Land's 2019 PIAA Class 5A state championship team.

SEASON(S)	ERA	W-L	APP	GS	CG	SHO	SV	IP	H	R	ER	BB	SO	BF	B/AVG
2024	5.12	7-1	13	13	0	0/2	0	65	85	39	37	19	50	290	.323
- AT GEORGIA -															
2021-23	6.77	10-9	54	17	0	0/0	0	111.2	128	90	84	72	98	535	.296



KYLE IWINSKI
JUNIOR RHP
GRIFFITH, IND.
GRIFFITH HS
KANKAKEE JC

- Worked 6 scoreless innings in the biggest game of the year (at the time), the May 5 rubber game vs. Indiana; took a no-decision after IU rallied in the 9th.
- In 2023, enjoyed the finest home season by a starting pitcher since 2016, registering a 2.06 ERA and .214 batting average against over 35 innings.
- Pitched through elbow discomfort in 2023, having a cleanup procedure in the fall and returning to form in mid-April as part of return to the weekend rotation.
- In 2023, faced the minimum through 6 innings vs. Northwestern and pitched into the 8th vs. Penn State & South Dakota State
- Retired 21 of 22 batters faced in a 7-inning complete game in his first start as a Boilermaker, shutting out Akron to earn National Player of the Week (Collegiate Baseball) and Big Ten Pitcher of the Week.
- Pitched the first CG shutout by a Boilermaker since March 2017.
- Pitched his first 3 collegiate seasons at Kankakee College in north central Illinois; second-team all-region as staff ace in 2022, averaging 10.48 K/9.
- Workhorse in his 2 full seasons at Kankakee, pitching 71 1/3 innings in 2021 and 67 innings in 2022.
- Career totals at Kankakee: 13-4, 22 GS, 6 CG, 138 1/3 IP, 118 H, 40 BB, 152 K, 3.45 ERA, 9.89 K/9; 7-1 with 2.55 ERA & 78 strikeouts vs. 18 walks in 2022.
- IHSBCA North/South All-Star as a senior at GHS; went 8-2 with a 1.83 ERA.

											IWINSKI'S STARTS AT PURDUE				
DATE	OPPONENT	DEC	IP	H	R-ER	BB	K								
2/17/24	vs Stony Brook	ND	4.2	3	5-5	1	1								
2/24/24	vs George Mason	W	5	8	3-3	1	1								
3/03/24	vs Fullerton	ND	3.2	4	2-2	0	4								
3/10/24	UAlbany	W	4	4	1-1	1	4								
3/17/24	Samford	ND	4.2	6	5-5	2	5								
4/21/24	ETSU	L	3.1	6	3-3	1	1								
4/28/24	at Northwestern	ND	4.2	2	2-2	3	1								
5/05/24	Indiana	ND	6	4	0-0	1	3								
5/12/24	at Michigan	ND	2.2	6	4-4	1	0								
3/04/23	vs Akron	W	7	1	0-0	0	8								
3/12/23	at Ole Miss	L	5	4	2-2	5	2								
3/26/23	at Michigan State	L	3.2	6	4-3	1	1								
4/02/23	Northwestern	ND	6.2	3	1-1	0	5								
4/09/23	at Minnesota	L	2/3	8	6-6	0	0								
4/15/23	Penn State	W	8	6	1-0	0	3								
4/23/23	at Maryland	L	4.2	9	5-4	3	3								
4/30/23	Rutgers	ND	6.1	4	3-2	2	2								
5/07/23	South Dakota St.	ND	7.1	7	2-2	1	3								
5/14/23	at Indiana	ND	3+	8	9-9	3	0								
5/19/23	Nebraska	W	6.2	7	3-3	1	3								

Purdue Record When He Starts: 10-10

SEASON	ERA	W-L	APP	GS	CG	SHO	SV	IP	H	R	ER	BB	SO	BF	B/AVG
2024	6.58	2-2	11	9	0	0/0	0	39.2	48	29	29	12	21	175	.304
2023	4.60	2-5	14	10	1	1/0	0	62.2	66	37	32	18	35	268	.272

- HITTING STREAKS -

PLAYER	2024		CAREER	BIG TEN	
	LONG	CURRENT		LONG	CURRENT
Connor Caskenette	9	2	18	11	2
Couper Cornblum	7	7	13	7	7
Jo Stevens	12	2	12	12	2
Camden Gasser	12	1	12	4	1
Luke Gaffney	10	-	10	7	-
Mike Bolton Jr.	9	-	9	14	-
Logan Sutter	9	-	9	3	-
Keenan Spence	6	6	5	6	5
Keenan Taylor	4	-	4	-	-
Ty Gill	3	-	3	-	-
Thomas Green	3	-	3	3	-
Lukas Cook	-	-	3	-	-
Camden Melvin	-	-	3	-	-

- REACHED BASE SAFELY STREAKS -

PLAYER	2024		CAREER	BIG TEN	
	LONG	CURRENT		LONG	CURRENT
Mike Bolton Jr.	31	31	31	21	27
Couper Cornblum	10	9	27	10	7
Jo Stevens	26	6	26	15	5
Connor Caskenette	13	2	25	16	2
Camden Gasser	24	4	24	5	4
Logan Sutter	17	-	17	6	-
Luke Gaffney	17	5	17	14	4
Keenan Spence	11	6	11	8	5
Thomas Green	7	-	7	4	-
Keenan Taylor	6	-	6	4	-
Ty Gill	5	-	5	3	-
Aaron Dolney	5	5	5	3	3
Chase Brown	3	3	3	-	2
Brody Chrisman	3	-	3	-	-
Weston Gingerich	3	3	3	4	4
Camden Melvin	3	-	3	-	-
Lukas Cook	-	-	3	-	-

REACHING BASE SAFELY IS EITHER VIA A HIT, WALK OR HBP.
STREAK IS DEFINED AS 3 OR MORE CONSECUTIVE GAMES.

- HOME RUN TALLY IN BIG TEN PLAY -

PLAYER (SEASON #)	OPPONENT	ON	OUT	INNING
Luke Gaffney (4)	Iowa	1	1	B-1st
Keenan Spence (5)	Iowa	1	2	B-8th
Connor Caskenette (6)	Ohio State	1	2	T-1st
Keenan Taylor (1)	Ohio State	2	2	T-3rd
Luke Gaffney (6)	Ohio State	2	0	T-3rd
Connor Caskenette (7)	Rutgers	2	1	T-9th
Jo Stevens (3)	Michigan State	1	2	B-3rd
Keenan Spence (6)	Michigan State	0	2	B-3rd
Thomas Green (1)	Michigan State	0	0	B-2nd
Luke Gaffney (7)	Michigan State	2	1	B-2nd
Jo Stevens (4)	Michigan State	1	1	B-6th
Breck Nowik (1)	Michigan State	2	1	B-8th
Mike Bolton Jr. (4)	Northwestern	0	0	T-1st
Luke Gaffney (11)	Northwestern	0	1	T-3rd
Jo Stevens (5)	Northwestern	2	1	T-3rd
Connor Caskenette (9)	Northwestern	0	0	T-5th
Jo Stevens (6)	Northwestern	0	1	T-5th
Keenan Spence (8)	Northwestern	1	1	T-7th
Jo Stevens (7)	Northwestern	1	2	T-3rd
Connor Caskenette (10)	Northwestern	2	0	T-5th
Connor Caskenette (11)	Northwestern	1	0	T-7th
Keenan Spence (9)	Michigan	1	1	T-7th
Keenan Spence (10)	Michigan	0	1	T-9th
Connor Caskenette (13)	Michigan	0	1	T-4th

2024 Purdue HR Total: 67 • 2024 HRs Allowed: 51

2024 HR at Alexander Field - Purdue: 34 • Opponents: 17

- PURDUE RECORD WHEN HE HOMERS -

PLAYER (CAREER HR)	2024	2023	2022	2021	CAREER
Connor Caskenette (19)	9-3	3-3	NA	NA	12-6
Luke Gaffney (12)	9-3	NA	NA	NA	9-3
Jo Stevens (11)	7-1	1-1	NA	NA	8-2
Mike Bolton Jr. (10)	3-1	3-0	1-2	-	7-3
Keenan Spence (10)	7-2	NA	NA	NA	7-2
Logan Sutter (8)	6-2	NA	NA	NA	6-2
Ty Gill (4)	2-1	-	1-0	NA	3-1
Keenan Taylor (3)	0-2	1-0	NA	NA	1-2
Lukas Cook (2)	NA	1-1	NA	NA	1-1
Thomas Green (2)	2-0	NA	NA	NA	2-0
Couper Cornblum (1)	-	1-0	NA	NA	1-0
Aaron Dolney (1)	1-0	NA	NA	NA	1-0
Camden Gasser (1)	0-1	NA	NA	NA	0-1
Breck Nowik (1)	1-0	NA	NA	NA	1-0

THE LAST TIME PURDUE

TEAM/PLAYER/PITCHER...

- Had 7 at-bats (7 - Ties Purdue record)
- 7 - Connor Caskenette - UIC (3/20/24)
- Had 5 hits (5 - Ties Purdue record)
- 5 - Evan Albrecht at Western Kentucky (3/8/20)
- Had 4 walks
- 4 - Connor Caskenette at Ohio State (3/31/24)
- Reached base safely 6 times
- 7 - Mike Bolton Jr. - Michigan State (4/14/24)
- Stole 3 bases (4 - Ties Purdue record)
- 3 - Camden Gasser - UAlbany (3/09/24)
- Scored 5 runs (5 - Ties Purdue record)
- 5 - David Blount at Morehead St. (2/27/11)
- Had 7 RBI (9 - Ties Purdue record)
- 7 - Connor Caskenette at Northwestern (4/28/24)
- Hit 3 doubles (4 - Ties Purdue record)
- 3 - Luke Gaffney vs Stony Brook (2/17/24)
- Hit 2 triples (2 - Ties Purdue record)
- 2 - Tyler Spillner - Chicago State (3/27/10)
- Hit for the Cycle
- Nate Sickler at Butler (4/11/01)
- Hit 2 home runs
- 2 - Keenan Spence (5/10/24)
- Hit 3 home runs (3 - Ties Purdue record)
- 3 - Dan Black vs Indiana (5/24/08)
- Hit a grand slam
- Logan Sutter - DePauw (5/1/24)
- Hit an inside the park home run
- Harry Shipley at Ball State (5/9/18)
- Hit a pinch-hit home run
- Mike Bolton Jr. vs Akron (3/4/23)
- Hit a leadoff home run to begin a game
- Mike Bolton Jr. at Northwestern (4/27/24)
- Hit back-to-back home runs
- J. Stevens & K. Spence - Michigan St. (4/12/24)
- Homered in both games of a doubleheader
- Cam Thompson - Illinois State (3/20/22)
- Recorded 10 total bases
- 10 - Paul Toetz vs Holy Cross (2/18/23)
- Recorded a walk-off RBI
- Ty Gill (on a Sac Fly) - Samford (3/16/24)
- Recorded 10 strikeouts
- 10 by Luke Wagner - UAlbany (3/9/24)
- Pitched a complete game (& shutout)
- Kyle Iwinski (7 Innings) - vs Akron (3/4/23)
- Pitched a 9-inning complete game
- Tanner Andrews vs Ohio State (5/23/18)
- Pitched a 9-inning complete game shutout
- Tanner Andrews at Southeast Missouri (3/31/17)
- Pitched more than 9 innings
- 10 2/3 by Robert Ramer - Iowa (5/16/13)
- Shut out an opponent
- Won 4-0 at Michigan (5/10/24)
- Played an extra-innings game
- Won 5-3 in 10 at Rutgers (4/05/24)
- Played in consecutive extra-innings games
- Won vs Longwood, 6-5 & 6-5 (3/5-6/22)
- Swept a doubleheader vs. single team
- Won 6-1 & 13-12 - Samford (3/16/24)
- Swept a doubleheader vs. 2 different teams
- Won 8-3 vs Michigan St. & 6-4 at Illinois (4/18/21)
- Swept a 3-game weekend series
- at Northwestern - G1 at Wrigley Field (4/26-28/24)
- Swept a 4-game weekend series
- vs UAlbany at Alexander Field (3/09-10/24)
- Scored 20 runs (Purdue record, 37)
- 21 - Michigan State (4/14/24)
- Recorded 20 hits (Purdue record, 30)
- 21 - Michigan State (4/14/24)
- Recorded 20 RBI (Purdue record, 27)
- 21 - Michigan State (4/14/24)
- Hit 7 doubles (Purdue record, 10)
- 8 at Morehead State (2/27/11)
- Hit 3 triples (Purdue record, 4)
- 3 - UAlbany (3/10/24)
- Hit 3 home runs (Purdue record, 6)
- 4 at UIC (5/7/24)
- Hit 3 home runs in an inning
- 3 - Illinois, Bottom 9th (4/23/21)
- Stole 6 bases (Purdue record, 10)
- 6 - UAlbany (3/09/24)
- Struck out 12 batters (Purdue record, 19)
- 15 - UIC (3/20/24)
- Turned 4 double plays (Purdue record, 5)
- 4 - UAlbany (3/9/24)
- Purdue scored 10+ runs in an inning
- 11 - DePauw in 3rd Inning (5/1/24)
- Purdue batter did not strikeout
- at Illinois (5/12/19)

- CAREER-HIGH GAMES AT PURDUE -

PLAYER	Hits (Minimum 3)		OPPONENT & DATE
	TOTAL	2024	
Mike Bolton Jr.	4	4	Rutgers (4/29/23)
Luke Gaffney	4	4	on Two Occasions
Thomas Green	4	4	Most Recently: at Northwestern (4/26/24)
Connor Caskenette	3	3	Michigan State (4/14/24)
Couper Cornblum	3	3	on Five Occasions
Aaron Dolney	3	3	Most Recently: at Northwestern (4/28/24)
Camden Gasser	3	3	on Eight Occasions
Ty Gill	3	3	Most Recently: UIC (3/20/24)
Camden Melvin	3	3	vs George Mason (2/24/24)
Keenan Spence	3	3	on Two Occasions
Jo Stevens	3	3	Most Recently: Evansville (4/24/24)
Logan Sutter	3	3	Northern Illinois (3/13/24)
Keenan Taylor	3	3	vs Akron (3/5/23)
Jo Stevens	3	3	on Three Occasions
Logan Sutter	3	3	Most Recently: Michigan (5/10/24)
Keenan Taylor	3	3	on Three Occasions
Keenan Taylor	3	3	Most Recently: at Northwestern (4/27/24)
Keenan Taylor	3	3	on Two Occasions
Keenan Taylor	3	3	Most Recently: East Tennessee St. (4/20/24)
Keenan Taylor	3	3	Michigan State (4/14/24)

PLAYER	RBI (Minimum 3)		OPPONENT & DATE
	TOTAL	2024	
Connor Caskenette	7	7	on Two Occasions
Luke Gaffney	5	5	Most Recently: at Northwestern (4/28/24)
Mike Bolton Jr.	5	5	on Two Occasions
Jo Stevens	4	4	Most Recently: Michigan State (4/14/24)
Logan Sutter	4	4	East Tennessee St. (4/20/24)
Keenan Taylor	4	4	on Two Occasions
Couper Cornblum	3	3	Most Recently: at Northwestern (4/27/24)
Camden Gasser	3	3	on Two Occasions
Ty Gill	3	3	Most Recently: DePauw (5/01/24)
Breck Nowik	3	3	Michigan State (4/14/24)
Keenan Spence	3	3	on Four Occasions
Keenan Spence	3	3	Most Recently: UAlbany (3/10/24)
Keenan Spence	3	3	on Two Occasions
Keenan Spence	3	3	Most Recently: Samford (3/17/24)
Keenan Spence	3	3	Northern Illinois (3/13/24)
Keenan Spence	3	3	Michigan State (4/14/24)
Keenan Spence	3	3	on Five Occasions
Keenan Spence	3	3	Most Recently: at Michigan (5/10/24)

PLAYER	INNINGS PITCHED (Minimum 3)		OPPONENT & DATE
	TOTAL	2024	
Kyle Iwinski	8	8	Penn State (4/15/23)
Jordan Morles	7 2/3	7 2/3	on Two Occasions
Luke Wagner	7	7	Most Recently: at Michigan (5/10/24)
Jonathan Blackwell	6 1/3	6 1/3	Michigan State (4/13/24)
CJ Backer	5 1/3	5 1/3	on Two Occasions
CJ Backer	5 1/3	5 1/3	Most Recently: UIC (3/21/23)
Carter Doorn	5 1/3	5 1/3	at Ohio State (3/31/24)
Aaron Suval	5	5	at Indiana (5/14/23)
Cole Van Assen	5	5	Ball State (4/16/24)
Davis Pratt	4 2/3	4 2/3	at Minnesota (4/09/23)
Jackson Dannelley	3 2/3	3 2/3	vs Stony Brook (2/16/24)
Cal Lambert	3 1/3	3 1/3	On Two Occasions
Griffin Lohman	3 1/3	3 1/3	Most Recently: at UIC (5/10/23)
Avery Cook	3	3	Michigan (5/01/22)
Avery Cook	3	3	at UIC (5/07/24)

PLAYER	STRIKEOUTS (Minimum 3)		OPPONENT & DATE
	TOTAL	2024	
Luke Wagner	10	10	UAlbany (3/09/24)
Jonathan Blackwell	9	9	UAlbany (3/10/24)
CJ Backer	8	8	Michigan (4/29/22)
Jordan Morales	8	8	vs George Mason (2/23/24)
Kyle Iwinski	7	7	vs Akron (3/4/23)
Jackson Dannelley	5	5	Samford (3/16/24)
Carter Doorn	5	5	on Two Occasions
Cal Lambert	5	5	Most Recently: at Ohio State (3/31/24)
Davis Pratt	5	5	vs Holy Cross (2/18/23)
Aaron Suval	5	5	on Three Occasions
Cole Van Assen	5	5	Most Recently: at Ohio State (3/29/24)
Avery Cook	4	4	at Indiana (5/14/23)
Brayden Olson	4	4	on Two Occasions
Brayden Olson	4	4	Most Recently: at UIC (5/7/24)
Brayden Olson	4	4	vs Stony Brook (2/17/24)

- BIG-INNING BREAKDOWN (MIN. 4 RUNS) - PURDUE

RUNS	OPPONENT	INNING	DATE	WON GAME
11	DePauw	B-3rd	5/01/24	Yes, 15-0
10	Fullerton	T-1st	3/03/24	Yes, 11-3
10	George Mason	B-5th	2/25/24	Yes, 11-1
7	Ball State	B-3rd	4/16/24	Yes, 13-3
7	Michigan State	B-6th	4/14/24	Yes, 21-1
7	UAlbany	B-3rd	3/10/24	Yes, 16-6
7	UAlbany	B-1st	3/10/24	Yes, 16-6
6	on 4 Occasions, Most Recently...			
6	ETSU	B-4th	4/20/24	Yes, 18-7
5	on 8 Occasions, Most Recently...			
5	UIC	T-1st	5/07/24	Yes, 11-9
4	on 13 Occasions, Most Recently...			
4	Northwestern	T-3rd	4/27/24	Yes, 10-7

Purdue Big Innings in 2024: 32

RUNS	OPPONENT	INNING	DATE	LOST GAME
8	Samford	T-5th	3/16/24	No
7	ETSU	T-4th	4/21/24	Yes, 12-2
6	on Three Occasions, Most Recently...			
6	Indiana	T-7th	5/04/24	Yes, 10-2
5	Samford	T-7th	3/17/24	Yes, 11-10
4	on 13 Occasions, Most Recently...			
4	Michigan	B-6th	5/12/24	Yes, 8-6

Opponent Big Innings in 2024: 19

SENIOR RECOGNITION DAY • SATURDAY, MAY 18
PURDUE VS. ILLINOIS • ALEXANDER FIELD



#32 CJ BACKER
STARTING PITCHER
NEWBURGH, IND.

- 3-year letterwinner has pitched 41 career games, making 12 starts.
• Finished the 2022 season and opened the following campaign in the weekend rotation.
• Returned to the mound this season after an injury in mid-April ended his 2023 campaign.
• Closed out the April 26 vs. Northwestern at Wrigley Field this season.
• Started the 2022 Big Ten Tournament game vs. Iowa.
• Started the opening game of five Big Ten series in 2022, including the final four weekends.
• In 2022, became the first Boilermaker since March 2017 to start consecutive games on the mound (game 3 vs. Indiana, game 1 at Penn State).
• Registered 56 strikeouts in 54 2/3 innings to help Purdue set team records for strikeouts and Ks per nine innings in 2022.

- Impressed at Alexander Field in 2023, registering a 2.70 ERA and .192 B/AvG with 22 strikeouts vs. 14 hits allowed in 20 innings.
• Graduated this month with a degree in organizational leadership.

BACKER'S CAREER STATISTICS AT PURDUE

Table with 13 columns: SEASON, W-L, APP, GS, SV, IP, H, R-ER, BB, K, ERA, B/AVG. Rows for 2022, 2023, 2024, and CAREER.



#1 MIKE BOLTON JR.
OUTFIELDER
CHICAGO, ILL.

- 5-year letterwinner and 4-year starter, originally joining the program in the fall of 2019.
• Third-Team All-Big Ten DH in 2021 and a three-year starter in the outfield.
• Batted leadoff in 134 of his 162 career starts.
• Broke the program stolen base record in April 2023, eclipsing a mark (70) that had stood since 1991.
• Only player in team history with three 20-steal seasons and is on the cusp of 100 career stolen bases.
• Set a program record with 17 steals in Big Ten play in 2021, while matching Purdue's best perfect season (17-for-17) since 2001.
• Also ranks among Purdue's all-time leaders in hit by pitch (60, 2nd), triples (5th), on-base percentage (6th), walks

- (7th) and runs scored (7th).
• Hit a pair of game-opening leadoff home runs this season, Purdue's first since 2017.
• Graduated this month with a degree in law & society.

BOLTON'S CAREER STATISTICS AT PURDUE

Table with 15 columns: SEASON, GP-GS, AB, R, H, 2B, 3B, HR, RBI, BB, AVG, OBP, SB. Rows for 2020, 2021, 2022, 2023, 2024, and CAREER.



#18 JONATHAN BLACKWELL
STARTING PITCHER
CHARLESTON, W.VA.

- 2-year letterwinner, joining the program as a transfer after 3 seasons at Coastal Carolina.
• Part of the weekend rotation both years, making 23 of his 24 appearances as a starter (22 weekend starts).
• Surrendered more than three runs in only one of his nine starts this season.
• Worked 16 innings of four-run ball over his four Big Ten starts this season before an injury in mid-April sidelined him for about a month.
• Was Purdue's only pitcher to make a start in all 14 weekends of 2023.
• Teamed up with Khal Stephen and Kyle Iwinski to give Purdue the same rotation for every Big Ten weekend of 2023, a program first since 2009.
• Worked at least 5 innings in each of his first 9 starts and 12 of the 14 overall in 2023.
• Struck out a career-high 9 while not issuing a walk in his first start this season at Alexander Field.
• Started an NCAA Regional win for Coastal Carolina in 2022.
• Graduated this month with a degree in sociology, earning it in just 2 years at Purdue.

BLACKWELL'S CAREER STATISTICS AT PURDUE

Table with 13 columns: SEASON, W-L, APP, GS, SV, IP, H, R-ER, BB, K, ERA, B/AVG. Rows for 2023, 2024, and CAREER.



#42 CHASE BROWN
INFILDER
AUSTIN, TEXAS

- Versatile and valuable member of the program in his lone season as a Boilermaker, seeing action at second and third base.
• Served as the pulse of the dugout while analyzing at-bats with teammates and charting pitcher tendencies.
• Reached base safely in eight of his 16 plate appearances this season, with 2 of his 3 hits going for doubles.
• Connected for a pinch-hit single in his first Purdue at-bat.
• Started the midweek win vs. DePauw on the night Purdue set an Alexander Field attendance record.
• Doubled twice in the series sweep of Michigan State.
• Part of 2 NJCAA World Series teams (2021 & 2022) at McLennan College in Texas.
• Started 2 games at the 2022 NCJAA Division I World Series.
• In line to graduate in December 2024, earn his bachelor's degree in sociology after just 3 semesters at Purdue.

BROWN'S CAREER STATISTICS AT PURDUE

Table with 15 columns: SEASON, GP-GS, AB, R, H, 2B, 3B, HR, RBI, BB, AVG, OBP, SB. Rows for 2024.

SENIOR RECOGNITION DAY • SATURDAY, MAY 18

PURDUE VS. ILLINOIS • ALEXANDER FIELD



#35 CONNOR CASKENETTE
CATCHER
DUNCAN, B.C.

- 2-year starter at catcher, making 81 of his 86 career starts behind the plate.
- Started every Big Ten game behind the plate this season after making 17 consecutive starts in Big Ten play at catcher last year.
- 2024 Buster Posey Award Watch List.
- Recognized as the team's Defensive Player of the Year in 2023.
- His 13 home runs have matched the most by a Boilermaker in the BBCOR bat era (2011-present)
- His 68 RBI this year are fourth best in program history and the most by a Boilermaker since 2008.
- Only Boilermaker since 2001 with two seven-RBI games in a season.
- Posted an 18-game hit streak in 2023, Purdue's longest since 2011; had a 16-game on-base streak in Big Ten play this year.

- Hit a go-ahead, 3-run homer in the ninth inning of the game 2 win at Rutgers, Purdue's first on the road in a game it trailed since 2014.
- Had 15 RBI in three games from April 28-May 3, winning Big Ten Player of the Week along the way.
- 2-time Academic All-Big Ten honoree has compiled a 3.38 GPA and is in line to graduate in August with a degree in sociology.

CASKENETTE'S CAREER STATISTICS AT PURDUE

SEASON	GP-GS	AB	R	H	2B	3B	HR	RBI	BB	AVG	OBP	SB
2023	44-40	147	21	41	10	0	6	35	10	.279	.355	2-3
2024	50-46	172	48	54	11	0	13	68	22	.314	.429	2-3
CAREER	94-86	319	69	95	21	0	19	103	32	.298	.397	4-6



#20 COUPER CORNBLOM
OUTFIELDER
WOODWAY, TEXAS

- 2-year starter is the only Boilermaker to start every game since the beginning of the 2023 season.
- Started 89 consecutive games in center field and 105 total, batting first or second in the lineup 73 times.
- Connected for a triple in 3 consecutive games during the 13-game March home-stand this season.
- Ranked third in the Big Ten with 26 stolen bases in 2023, moving into seventh place on the program's single-season list.
- Recognized as the team's 2023 Offensive Player of the Year, leading the team with 44 runs scored while ranking second with 61 hits and 26 steals
- Teamed up with Mike Bolton Jr. for a combined 54 steals in 2023, the second most by teammates in program history.
- Ended the 2023 season riding a 13-

- game hit streak at Alexander Field and 20-game on-base streak in all games.
- Also had a 13-game hit streak in all games in 2013.
- 2-time Academic All-Big Ten honoree graduated with a 3.71 GPA and degree in sociology, earning it in just 2 years at Purdue.

CORNBLOM'S CAREER STATISTICS AT PURDUE

SEASON	GP-GS	AB	R	H	2B	3B	HR	RBI	BB	AVG	OBP	SB
2023	53-53	197	44	61	10	1	1	31	20	.310	.385	26-29
2024	52-52	206	41	54	8	3	0	24	20	.262	.336	8-15
CAREER	105-105	403	85	115	18	4	1	55	40	.285	.360	34-44

- 3-year letwinner shares longest-tenured status among the pitching staff with Griffin Lohman, joining the program in the fall of 2020.
- Likely to return to the program for his final season of eligibility in 2025.
- Served as a closer for the Boilermakers in 2021 and 2024.
- Returned from Tommy John Surgery that sidelined him during the 2021-22 school year.
- Converted to sidearm this year and it has revitalized his career – he leads the team in appearances this season and pitched in 10 of the 21 Big Ten games.
- Made multiple appearances in each of the last four weekends, serving as the first man out of the bullpen in the April 26 win at Wrigley Field and closing out the May 10 shutout win at Michigan.
- Pitched in 3 consecutive games twice this season.
- Earned saves vs. Iowa and Illinois in 2021.
- 4-time Academic All-Big Ten honoree graduated this month with a 3.20 GPA and a degree in organizational leadership.



#43 AVERY COOK
RELIEF PITCHER
UTICA, N.Y.

COOK'S CAREER STATISTICS AT PURDUE

SEASON	W-L	APP	GS	SV	IP	H	R-ER	BB	K	ERA	B/AVG
2021	0-0	9	0	2	8	4	2-2	2	8	2.25	.148
2022	– Redshirted –										
2023	0-0	9	0	0	8	13	12-8	9	10	9.00	.351
2024	2-2	23	0	3	35.2	26	19-16	19	36	4.04	.195
CAREER	2-2	41	0	5	51.2	43	33-26	30	54	4.53	.218

- 2-year letterwinner as one of the team's key high leverage relievers.
- Pitched in a team-high 25 games in 2023 and pitched in 15 games this season despite missing 18 days with a finger injury.
- All 5 of his saves this season have been in outings of at least 9 outs.
- Recipient of the team's Mr. Boilermaker Award in 2023, recognizing his positive attitude.
- His 7.25 hits per 9 innings mark would rank sixth in team history with 3 more innings of work to qualify (minimum 75 IP).
- Led the team in strikeouts per nine innings both years – 9.38 in 2023, 9.09 in 2024 – for a 9.25 mark for his career.
- Closed out shutout wins vs. Stony Brook and Southeastern Louisiana over the first 3 weekends of the 2024 season.
- Did not give up a run in 6 of his first 7 outings this season.
- Closed out the series-opening win at Maryland in 2023 as Purdue became the first visiting Big Ten team to win on a Friday in College Park since 2019.
- 2-year Academic All-Big Ten honoree graduated this month with a 3.40 GPA and degree in selling & sales management, earning it in just 2 years at Purdue.



#19 JACKSON DANDELLEY
RELIEF PITCHER
COLMESNEIL, TEXAS

DANDELLEY'S CAREER STATISTICS AT PURDUE

SEASON	W-L	APP	GS	SV	IP	H	R-ER	BB	K	ERA	B/AVG
2023	2-4	25	0	3	39.1	35	30-27	13	41	6.18	.243
2024	0-3	15	0	5	32.2	23	20-20	15	33	5.51	.200
CAREER	2-7	40	0	8	72	58	50-47	28	74	5.88	.224

SENIOR RECOGNITION DAY • SATURDAY, MAY 18
PURDUE VS. ILLINOIS • ALEXANDER FIELD



#40 AARON DOLNEY
CATCHER
PLYMOUTH, MICH.

- Joined the Boilermakers this season as a graduate transfer from Eastern Michigan.
- Played in 26 games this season, making 8 starts.
- Reached base safely 5 times Feb. 24 vs. George Mason.
- Doubled and homered in the walk-off win vs. Samford.
- Started the shutout win vs. Southeastern Louisiana behind the plate.
- Hit 10 homers with 38 RBI and 13 stolen bases in 2023 at EMU, throwing out 21 base stealers.
- Batted .344 with 12 doubles and 7 homers in 2022 at EMU.
- Ranked among the Top 10 in the Mid-American Conference in batting average and slugging percentage in 2022.
- Played at Nebraska in 2020 and Hillsboro-

ough College in Florida in 2021.

- Graduated this month with a graduate certificate in communication & leadership, compiling a 3.15 GPA as a grad student.
- Academic All-Big Ten.

DOLNEY'S CAREER STATISTICS AT PURDUE

SEASON	GP-GS	AB	R	H	2B	3B	HR	RBI	BB	AVG	OBP	SB
2024	26-8	41	5	10	3	0	1	6	7	.244	.360	0-0



#5 THOMAS GREEN
INFIELDER
COURTENAY, B.C.

- Joined the Boilermakers this season as a graduate transfer from Oakland University.
- Opening Day starter at shortstop has made a team-high 26 starts at second base and four at shortstop.
- Hit a two-run homer to seal the May 7 road win at UIC.
- Homered Saturday and went 4-for-4 Sunday in Purdue's sweep of Michigan State.
- Also started all 3 games of East Carolina's tournament and the ETSU series.
- Batting .310 with 10 RBI in Big Ten play while seeing action in 18 of the first 21 games (10 starts).
- Two-year starting shortstop at Oakland, starting all 60 games in 2023.
- Helped Oakland reach the final day of the Horizon League Tournament both years.

- Connected for 10 doubles and 10 home runs while also stealing 10 bases in 2023
- Already owns a bachelor's degree from Oakland and now in line to earn a bachelor's in American studies from Purdue in August, compiling a 3.59 GPA in West Lafayette.
- Academic All-Big Ten.

GREEN'S CAREER STATISTICS AT PURDUE

SEASON	GP-GS	AB	R	H	2B	3B	HR	RBI	BB	AVG	OBP	SB
2024	43-30	102	14	24	5	1	2	20	8	.235	.308	5-6



#6 WESTON GINGERICH
OUTFIELDER
CARMEL, IND.

- 3-year letterwinner has been part of the program since the fall of 2020.
- Played in a team-high games off the bench this season, serving as Purdue's primary defensive replacement for the second year in a row.
- Connected for a double as a pinch hitter in the 2023 season-opening win, his first at-bat as a Boilermaker.
- As the right fielder, caught the final 2 outs of the series-opening win at Maryland as Purdue became the first visiting team to win on a Friday in College Park since May 2019.
- 5-for-15 with a .444 on-base percentage in this year in his finest season at the plate.
- Seen action in 12 of the 21 Big Ten games this season.
- 3-time Academic All-Big Ten honoree going traditional 4-year window with a 3.53 GPA in sales management.

GINGERICH'S CAREER STATISTICS AT PURDUE

SEASON	GP-GS	AB	R	H	2B	3B	HR	RBI	BB	AVG	OBP	SB
2021					- Redshirted -							
2022	1-0	0	0	0	0	0	0	0	0	—	—	0-0
2023	16-0	5	4	1	1	0	0	0	1	.200	.333	1-1
2024	33-0	15	1	5	1	0	0	1	2	.333	.444	0-0
CAREER	50-0	20	5	6	2	0	0	1	3	.300	.417	1-1

- 2-year member of the weekend rotation during his 2 years at Purdue.
- Pitched his way into the rotation in 2023 and opened this year in the weekend rotation.
- Shutout Indiana over 6 innings in a memorable performance in the rubber game of the 2024 rivalry series.
- Shined at Alexander Field in 2023, registering a 2.06 ERA and .214 batting average against over 35 innings as Purdue's most effective weekend starter at home since 2016.
- Pitched into the seventh inning in all 5 of his home starts in 2023, posting a quality start in every outing while helping Purdue win 4 of the 5 games.
- Teamed up with Khal Stephen and Jonathan Blackwell to give Purdue the same rotation for every Big Ten weekend of 2023, a team first time since 2009.
- Struck out a career-high 8 in a 7-inning game in his first Purdue start, dominating Akron.
- Earned National Player of the Week from Big Ten Pitcher of the Week honors for his game.
- Graduated this month with a degree in sports management from Purdue.



#29 KYLE IWINSKI
STARTING PITCHER
GRIFFITH, IND.

IWINSKI'S CAREER STATISTICS AT PURDUE

SEASON	W-L	APP	GS	SV	IP	H	R-ER	BB	K	ERA	B/AVG
2023	3-5	15	11	0	69.1	73	40-35	19	38	4.54	.271
2024	2-2	11	9	0	39.2	48	29-29	12	21	6.58	.304
CAREER	5-7	26	20	0	109	121	69-64	31	59	5.28	.283

SENIOR RECOGNITION DAY • SATURDAY, MAY 18

PURDUE VS. ILLINOIS • ALEXANDER FIELD



#11 CAL LAMBERT
RELIEF PITCHER
PEORIA, ARIZ.

- 2-year letterwinner as the primary lefthander in the bullpen both seasons.
- Pitched in 19 games as the team's most-used lefty in 2023.
- Struck out the only batter he faced to end the top of the 10th inning in the 2023 rubber game vs. Northwestern, setting up Lukas Cook's walk-off homer moments later.
- Worked three innings of one-hit relief to earn a save while closing out the game 3 win vs. Stony Brook during the opening weekend of this season; pitched in both games of that Saturday doubleheader.
- Punched out a season-high 5 over 3 1/3 innings in his Purdue debut in 2023.
- Best outing of the 2023 season was 3 hitless innings of relief, striking out 4, the midweek game vs. Miami (Ohio).
- Also gave Purdue 9 outs in the 2023 home win vs. Butler.

- Accounted for 4 outs of scoreless relief in Big Ten road games at Michigan State and Minnesota.
- Academic All-Big Ten honoree graduated this month with a 3.10 GPA and degree in selling & sales management, earning it in just 2 years at Purdue.

LAMBERT'S CAREER STATISTICS AT PURDUE

SEASON	W-L	APP	GS	SV	IP	H	R-ER	BB	K	ERA	B/AVG
2023	1-3	19	0	0	22.2	30	23-20	10	21	7.94	.319
2024	0-1	9	0	1	6.2	9	8-6	6	5	8.10	.310
CAREER	1-3	28	0	1	29.1	39	31-26	16	26	7.98	.317



#37 JORDAN MORALES
STARTIN PITCHER
SOUDERTON, PA.

- Joined the Boilermakers this season as a graduate transfer from Penn State.
- Only the second lefty this century to start for Purdue on Opening Day; in line to become Purdue's first pitcher since 2005 to start the opener of every weekend.
- Led the way in 2 series-opening shutout wins this season, including the first on Opening Day since 1991.
- Helped the Boilers win 5 straight Big Ten series openers for the first time since 2012; his 7 victories are the most by a Purdue pitcher since 2018.
- Stats in Big Ten play: 7 GS, 45 2/3 IP, 14 BB, 37 K, 2.76 ERA, .243 B/AvG
- Led Purdue to its first season-opening shutout since 1991 and first shutout win at Michigan since 1993, earning Big Ten Pitcher of the Week for the latter.
- Posted a 3.64 ERA while pitching in a team-high 26 games at Penn State in

- 2022, ranking top 10 in the Big Ten in appearances.
- Conference pitcher of the year as a high school senior, registering a 0.43 ERA, 93 strikeouts and 10 wins for Souderton's PIAA Class 6A state championship team.
- Earned his graduate certificate in communication & leadership this month, completing it with a 3.85 GPA.

MORALES' CAREER STATISTICS AT PURDUE

SEASON	W-L	APP	GS	SV	IP	H	R-ER	BB	K	ERA	B/AVG
2024	7-4	13	13	0	75.1	85	40-33	20	65	3.94	.283



#48 GRIFFIN LOHMAN
RELIEF PITCHER
FISHERS, IND.

- 3-year letewinner shares longest-tenured status among the pitching staff with Avery Cook, joining the program in the fall of 2020.
- Has an opportunity to return to the program for his final season of eligibility in 2025.
- Returned to the mound this season after sitting out 2023 due to injury.
- Registered 25 strikeouts in 21 1/3 innings to help Purdue break team records for strikeouts and Ks per 9 innings in 2022.
- Struck out 4 over 2 innings of hitless relief, earning the save in the 2022 season-opening win.
- Impressed again in a quality midweek win at Charlotte in 2022, working 2 2/3 innings of scoreless relief while coming up just one out shy of closing out the victory.
- Delivered the biggest strikeout of the 2022 season at Alexander Field, closing out the wild 16-15 rubber game win vs. Indiana.
- 3-year Academic All-Big Ten honoree graduated this month in the traditional 4-year window.

LOHMAN'S CAREER STATISTICS AT PURDUE

SEASON	W-L	APP	GS	SV	IP	H	R-ER	BB	K	ERA	B/AVG
2021	0-0	1	0	0	1	4	4-4	0	2	36.00	.571
2022	0-0	19	0	2	21.1	23	16-16	21	25	6.75	.277
2023					- Redshirted -						
2024	0-0	7	0	0	6.1	8	4-2	3	6	2.84	.320
CAREER	0-0	27	0	2	28.2	35	24-22	24	33	6.91	.304

- 2-year letterwinner has been reliable righthander in the bullpen.
- Valuable long reliever pitched fewer than an inning in only 4 of his 38 appearances as a Boilermaker.
- Gave Purdue at least 5 outs 21 times and more than 2 innings on 16 occasions.
- Induced a team-high 8 ground ball double plays in his 42 1/3 innings in 2023.
- Struck out 5 over 3 1/3 innings in bullpen-saving quality outings vs. Samford and at Ohio State this season.
- Also impressed vs. ETSU with 3 innings of 1-hit relief.
- Did not allow a base runner over 2 2/3 innings of relief in the 2024 midweek win vs. Evansville.
- Pitched a season-high 4 2/3 innings at Minnesota in 2023, conceding just one earned run, after having to take the mound with two outs in the first inning.
- Impressed in game 2 at Maryland with 3 scoreless innings of 1-hit relief.
- In line to graduate in August with a degree in economics, earning it in just 2 years at Purdue.



#8 DAVIS PRATT
RELIEF PITCHER
ALBUQUERQUE, N.M.

PRATT'S CAREER STATISTICS AT PURDUE

SEASON	W-L	APP	GS	SV	IP	H	R-ER	BB	K	ERA	B/AVG
2023	0-0	20	1	0	42.1	45	39-33	33	34	7.02	.278
2024	1-0	18	0	0	28.2	32	17-13	12	31	4.08	.281
CAREER	1-0	38	1	0	71	77	56-46	45	65	5.83	.279

SENIOR RECOGNITION DAY • SATURDAY, MAY 18

PURDUE VS. ILLINOIS • ALEXANDER FIELD



#3 JO STEVENS
THIRD BASEMAN
MT. COLAH, AUSTRALIA

- 2-year starter at third base, starting all but one Big Ten game at third the last 2 seasons.
- Provided elite defense at the hot corner both years while also being Purdue's most improved hitter in 2024.
- Big improvements from 2023 to 2024 – batting average: +0.90, on-base: +.137, slugging: +.243.
- Posted a 12-game hit streak both years, plus a 12-game hit streak in Big Ten play this year.
- Also enjoyed a 26-game on-base streak this season.
- Went deep twice as 3 three times in the series in the 2024 sweep at Northwestern.
- Drove in multiple runs in all 3 games of the sweeps of Michigan State and Northwestern.
- Reached base safely 5 times and scored

the game-winning run in the 2024 walk-off win vs. Samford.

- Went 23 consecutive games without committing an error from Feb. 25-April 5 this season.
- Academic All-Big Ten honoree graduated this month with a 3.15 GPA and degree in communications, completing it in just 2 years at Purdue.

STEVENS' CAREER STATISTICS AT PURDUE

SEASON	GP-GS	AB	R	H	2B	3B	HR	RBI	BB	AVG	OBP	SB
2023	53-49	166	29	37	7	1	2	27	13	.223	.307	3-3
2024	49-46	160	45	50	8	2	9	41	21	.313	.444	8-10
CAREER	102-95	326	74	87	15	3	11	68	34	.267	.377	11-13




#13 KEENAN TAYLOR
OUTFIELDER/DH
WESTFIELD, IND.

- 2-year letterwinner has made 23 of his 25 starts as a Boilermaker this season.
- Converted infielder earned playing time in the outfield this season.
- Made 2 diving catches in right field and reached base in all 3 of his plate appearances in the 2024 rubber game vs. rival Indiana.
- Had a .700 on-base percentage over 11 plate appearances in the Ohio State series, sparking the lineup over the final 2 games of the series.
- Homered in consecutive games of the ETSU series.
- Enjoyed a 4-RBI day as Purdue completed it sweep of Michigan State, starting all 3 games at DH.
- Doubled and homered in his first two at-bats as Boilermaker in the 2023 season-opening series vs. Holy Cross in Texas.

- Hit the first of Purdue's two pinch-hit home runs on the season, the team's first PH blast since March 2022.
- Doubled in his first at-bat vs. Akron in 2023 but then suffered an injury on a collision at first in the next inning, sidelining him until Big Ten play.
- In line to graduate in August with a degree in communications, earning it in just 2 years at Purdue.

TAYLOR'S CAREER STATISTICS AT PURDUE

SEASON	GP-GS	AB	R	H	2B	3B	HR	RBI	BB	AVG	OBP	SB
2023	22-2	20	4	4	2	0	1	3	1	.200	.320	1-1
2024	41-23	86	16	23	11	0	3	25	12	.267	.389	1-1
CAREER	63-25	106	20	27	13	0	4	28	13	.255	.376	2-2



#27 AARON SUVAL
RELIEF PITCHER
AGOURA HILLS, CALIF.

- 2-year letterwinner as one of the team's key high leverage relievers.
- Has an opportunity to return to the program for his final season of eligibility in 2025.
- Earned 3 victories and 5 saves as the team's primary closer in 2023, resuming that role for Big Ten play this season.
- Induced the most significant double play of the season, an inning-ending 4-6-3 twin killing with the bases loaded and the game tied in the ninth inning in the 10-inning win at Rutgers, setting the stage for Purdue's season-igniting sweep.
- Also earned a three-inning save in the series finale at Rutgers
- Recognized as the team's Newcomer of the Year in 2023.
- Became the first Boilermaker since May 2018 with 2 saves in 1 day as he closed out both games of the 2023 doubleheader sweep of Penn State, Purdue's first-ever Big Ten doubleheader sweep at Alexander Field.
- Struck out six of the 10 batters he faced over 2 1/3 scoreless innings to close out the game 2 win vs. Nebraska in 2023.
- Graduated this month with a degree in history, earning it in 2 years at Purdue.

SUVAL'S CAREER STATISTICS AT PURDUE

SEASON	W-L	APP	GS	SV	IP	H	R-ER	BB	K	ERA	B/AVG
2023	3-1	21	1	5	44.2	40	24-21	30	43	4.23	.241
2024	3-1	20	0	2	35.2	36	23-19	21	28	4.79	.265
CAREER	6-2	41	1	7	80.1	76	47-40	51	71	4.48	.252

- Season-long member of the weekend rotation after joining Purdue in the fall as a transfer from Georgia.
- Enjoyed a streak of 22 consecutive innings without allowing an earned run from Feb. 25 to March 16, the longest by a Boilermaker since 2018.
- First Boilermaker since 2018 to be the starting pitcher in 2 shutout wins; also the first Boilermaker since 2018 with 7 victories.
- Faced the minimum through 6 innings vs. Indiana, rolling through 18 up, 17 down and starting a 1-6-3 double play.
- Shined in his first two starts at Alexander Field, working a combined 12 innings of 2-run ball while not allowing an earned run.
- Posted the first 10-strikeout game by a Boilermaker since April 2022 in his Alexander Field debut, the game 2 victory vs. UAlbany.
- Pitched in 54 career games and made 17 starts at Georgia; served as a two-way player as a freshman, also seeing action in the outfield.
- Started games at the SEC Tournament and an NCAA Regional, including UGA's 2021 postseason win vs. LSU.
- In line to graduate in August with a degree in American Studies, earning it in just 1 year at Purdue.



#4 LUKE WAGNER
STARTING PITCHER
NEW CUMBERLAND, PA.

WAGNER'S CAREER STATISTICS AT PURDUE

SEASON	W-L	APP	GS	SV	IP	H	R-ER	BB	K	ERA	B/AVG
2024	7-1	13	13	0	65	85	39-37	19	50	5.12	.323

ACTIVE STREAKS

- Mike Bolton Jr. – 31-game on-base streak; 27-game on-base streak in Big Ten play (since 4/29/23); 17-game on-base streak at home; 6-game hit streak at home
- Couper Cornblum – 9-game on-base streak; 7-game hit streak in all games; 7-game hit streak in Big Ten play; 105 consecutive games started (since start of 2023)
- Keenan Spence – 6-game hit streak, 10-game on-base streak at home;
- Carter Doorn – 16 consecutive scoreless innings in Big Ten play

TOP 10 IN THE BIG TEN ENTERING THE WEEKEND

- Luke Gaffney – 1st in OPS (1.126), 1st in Total Bases (128), 1st in Runs (56), 2nd in RBI (63), 2nd in Slugging (.667), T-2nd in Triples (3), 4th in Batting Avg (.375), T-5th in Hits (72)
- Connor Caskenette – T-1st in RBI (68), 4th in Slugging (.628), T-9th in HR (13), 9th in Slugging (.605)
- Camden Gasser – 1st in Walks (51), 1st in OBP (.522), T-5th in Runs (52), 5th in Steals (17)
- Jordan Morales – T-1st in Wins (7), 4th in Innings (75 1/3), 8th in ERA (3.94), 8th in Walks per 9 IP (2.4), T-8th in Strikeouts (65)
- Luke Wagner – T-1st in Wins (7)
- Couper Cornblum – T-2nd in Triples (3), 8th in At-Bats (206)
- Mike Bolton Jr. – 3rd in Steals (23)
- Jackson Dannelley – T-4th in Saves (5)
- Logan Sutter – 6th in Slugging (.625), 7th in OPS (1.078), T-10th in Doubles (15)
- Keenan Spence – 7th in Slugging (.624)

FINAL WEEKEND OF BIG TEN PLAY

- Illinois (15-6) at Purdue (13-8)
- Nebraska (14-7) at Michigan State (10-11)
- Michigan (13-8) at Indiana (13-8)
- Penn State (9-12) at Maryland (10-11)
- Ohio State (10-11) at Rutgers (5-16)
- Minnesota (9-12) at Northwestern (3-18)
- FIU at Iowa (14-10) – Non-Conference

FEWEST GAMES AT ALEXANDER AMONG BIG TEN TEAMS (Since 2013)			
Team	Games	Opponent Record	Last Visit
Maryland	5	5-0	May 2022
Illinois	6	3-3	April 2021
Nebraska	9	8-1	May 2023
Michigan State	9	4-5	April 2024
Indiana	10	4-6	May 2024
Minnesota	11*	9-2	May 2021
*Also includes 4 games vs. Penn State (3-1 record)			

TEAM RECORD WATCH		
Statistical Category	Purdue Season Record	Team Total as of May 15
Runs	454 in 1986	431 (2nd in Team History)
Runs Per Game	7.44 in 2022	8.29
RBI	397 in 1986	404 (Broke Record May 11)
Doubles	124 in 2008	113 (5th in Team History)
Home Runs	73 in 1987	67 (T-2nd in Team History)
Walks	310 in 1981	267 (4th in Team History)
HBP	112 in 2022 (since 1981)	103
Total Bases	950 in 2010	850
On-Base Pct.	.405 in 2009 (Since 1982)	.412
Slugging Pct.	.498 in 1987	.486

HOW PURDUE (OFFICIALLY) CLINCHES A BIG TEN TOURNAMENT BERTH (Any of the 3)

- Win 1 Game
- Ohio State, Maryland or Michigan State Lose 1 Game (any of the 3)
- Michigan Wins 1 Game (at Indiana)
- Notable: Purdue emerges among top 8 in any multiple-team tiebreakers involving OSU, UMD & MSU

1.000+ OPS SEASONS (Since 2001) <i>Minimum 60 At-Bats</i>					
Season	Boilermaker	OBP	SLUG	OPS	At-Bats
2009	Dan Black	.518	.667	1.185	174
2007	Ryne White	.521	.663	1.184	199
2024	Luke Gaffney	.460	.667	1.127	192
2008	Dan Black	.444	.675	1.119	194
2010	Payton Bieker	.468	.631	1.099	65
2001	Nate Sickler	.440	.651	1.091	195
2024	Logan Sutter	.453	.625	1.078	128
2009	Brandon Haveman	.462	.616	1.078	185
2003	Daniel Underwood	.420	.658	1.078	199
2007	Jordan Comadena	.455	.620	1.075	100
2024	Keenan Spence	.423	.624	1.047	133
2024	Connor Caskenette	.429	.605	1.034	172
2006	Mitch Hilligoss	.453	.579	1.032	228
2022	Cam Thompson	.424	.607	1.031	178
2012	Kevin Plawecki	.445	.578	1.023	223
2008	Ryne White	.439	.576	1.015	210
2008	Jonathan Lilly	.480	.529	1.009	87
2010	Drew Madia	.454	.552	1.006	143
2023	Paul Toetz	.425	.579	1.004	197
2021	Ben Nisle	.421	.580	1.001	157
2009	John Cummins	.465	.536	1.001	110

ROAD SWEEPS IN BIG TEN PLAY

Since 1981 – League Moved from 4 to 3-game weekend series beginning in 2009

- April 2024 at Northwestern – 9-3, 10-7, 11-3 (Led All 27 Innings; Game 1 at Wrigley Field)
- April 2024 at Rutgers – 5-3 (10), 8-6, 5-3
- April 2021 vs Michigan State/at Illinois – 2-1 (11), 8-3, 6-4, 20-6 (Pod Weekend in Champaign)
- April 2018 at Maryland – 7-1, 4-3 (10), 8-6
- March 2018 at Penn State – 3-2, 6-3, 9-0
- March 2013 at Penn State – 6-1, 5-4 (10), 7-5
- April 2012 at Northwestern – 7-0, 3-1, 8-4
- April 2001 at Northwestern – 4-2, 9-5, 20-11, 10-3
- March 2001 at Michigan State – 7-2, 5-4, 4-0 (1 game canceled)
- April 1993 at Michigan – 11-1, 8-3, 3-2, 14-0

PURDUE'S 3-GAME SWEEPS AT ALEXANDER FIELD (Since 2013)

- April 2024 vs. Michigan State – 7-2, 14-0, 21-1 (Never Trailed)
- March 2024 vs. UAlbany (4 Games) – 11-3, 6-1, 16-6, 12-1
- May 2018 vs. Michigan – 3-0, 6-3, 3-1
- May 2018 vs. Northwestern – 8-7, 9-5, 9-2
- April 2018 vs. Rutgers – 4-0, 9-4, 1-0 (Never Trailed)
- April 2017 vs. Illinois – 4-2, 4-1, 2-1 (Never Trailed)
- May 2013 vs. Southern Illinois – 6-4, 5-3, 10-5 (Never Trailed for Full Inning)

LUKE GAFFNEY FRESHMAN RECORD WATCH		
Statistical Category	Purdue Freshman Record Entering 2024	Gaffney's Total as of May 15
RBI	53 – Kevin Plawecki, 2010	63 (Broke Record April 20)
Run Scored	50 – Brett Roach, 1986	56 (Broke Record April 24)
Total Bases	119 – Perkins (2010)/Roach (1986)	128 (Broke Record April 27)
Home Runs	12 – Brett Roach, 1986	12 (Tied Record May 7)
Hits	74 – Cameron Perkins, 2010	72
Doubles	17 – Cameron Perkins, 2010	14
Walks	33 – Brett Roach, 1986	25
Batting Average	.371 – Eric Charles, 2009	.375
On-Base Percentage	.461 – Eric Charles, 2009	.460
Slugging Percentage	.583 – Brett Roach, 1986	.667
Triples	5 – Eric Osborn, 2004	3
At-Bats	219 – Cameron Perkins, 2010	192

PURDUE'S SINGLE-SEASON LEADERBOARDS	
RBI 1.) Mike Biltmeyer, 74 – 1993 2.) Brett Roach, 73 – 1987 3.) Dan Black, 70 – 2008 4.) Connor Caskenette, 68 – 2024 5.) Luke Gaffney, 63 – 2024	RUNS SCORED 1.) Mitch Hilligoss, 62 – 2006 2.) Brandon Haveman, 60 – 2008 3.) Dave Scheitlin, 57 – 1990 4.) Luke Gaffney, 56 – 2024 5.) Stephen Talbott, 55 – 2011 6.) Kevin Plawecki, 54 – 2012 T-9.) Camden Gasser, 52 – 2024

PURDUE'S FASTEST TEAMS TO 30 WINS (By Date on the Calendar)				
Season	Date of 30th Win	Record After 30th	Final Record	Final Win Pct
2012	April 20	15-9	45-14	.763
1986	April 23	7-8	37-27	.578
2000	April 26	5-9	35-23	.603
1987	April 29	7-9	36-24-1	.598
1989	April 29	4-8	34-25	.576
1985	April 30	3-5	33-25	.569
2024	May 1	TBD	33-19 as of May 15	.635 as of May 15
2011	May 1	7-7	37-20	.649
1993	May 2	6-6	36-22	.621
1991	May 5	5-5	35-21	.625
2018	May 12	8-4	38-21	.644
2001	May 12	2-3	32-24	.571
1997	May 12	0-2	30-25	.545
1992	May 12	Last Game of Season	30-24	.556
1982	May 12	6-2	36-23	.610

FASTEST TO 50 RBI (Since 2001)			
Year	Boilermaker	Date of 50th RBI	Season Total
2024	Luke Gaffney	April 19	63 (as of May 15)
2024	Connor Caskenette	April 27	68 (as of May 15)
2008	Dan Black	May 10	70
2003	Daniel Underwood	May 11	57
2012	Cameron Perkins	May 12	61
2023	Paul Toetz	May 12	53
2001	Nate Sickler	May 12	54
2022	Cam Thompson	May 13	56
2011	Cameron Perkins	May 13	53

REACHED 40 RBI BEFORE MAY 1 (Since 2001)			
Year	Boilermaker	Date of 40th RBI	Season Total
2022	Cam Thompson	April 9	56
2024	Luke Gaffney	April 13	63 (as of May 15)
2024	Connor Caskenette	April 16	68 (as of May 15)
2012	Cameron Perkins	April 17	61
2023	Paul Toetz	April 18	53
2001	Nate Sickler	April 18	54
2008	Dan Black	April 19	70
2018	Jacson McGowan	April 24	59
2009	Dan Black	April 28	51
2017	Jacson McGowan	April 28	50
2001	Nick McIntyre	April 29	48

LEADERS DURING PURDUE'S 11-GAME BIG TEN WIN STREAK (March 31-May 3)

- Luke Gaffney – .500/.538/.833, 3 2B, 3 HR, 3 BB, 16 RBI, 13 R
- Mike Bolton Jr. – .485/.653/.697, 4 2B, HR, 9 BB, 7 HBP, 7 RBI, 17 R, 6 SB
- Connor Caskenette – .378/.462/.689, 2 2B, 4 HR, 6 BB, HBP, 20 RBI, 12 R
- Jo Stevens – .311/.380/.689, 3B, 5 HR, 3 BB, 2 HBP, 18 RBI, 10 R, Sac, SB
- Keenan Taylor – .296/.424/.407, 3 2B, 4 BB, 2 HBP, 5 RBI, 7 R, SB
- Thomas Green – .286/.355/.429, 2B, HR, 3 BB, 4 RBI, 5 R, 2 Sac, 2 SB
- Jordan Morales – 4 GS, 26 1/3 IP, 21 H, 6 R, 6 BB, 20 K, .214 B/Avg
- Carter Doorn – 3 App, 12 IP, 5 H, 0 R, BB, 9 K, .128 B/Avg
- Avery Cook – 6 App, 9 2/3 IP, 4 H, 2 ER, 3 BB, 12 K, .121 B/Avg
- Jonathan Blackwell – 3 GS, 12 IP, 6 H, 3 R, 5 BB, 8 K, .146 B/Avg

LEADERS DURING THE 9-GAME ROAD WIN STREAK (March 31-May 10)

- Luke Gaffney: .424/.457/.697, 3 HR, 2 BB, 11 RBI, 8 R
- Mike Bolton Jr.: .375/.500/.594, 4 2B, HR, 8 BB, 5 RBI, 10 R, 2 Sac, 7 SB
- Jo Stevens: .342/.405/.737, 2B, 3B, 4 HR, 2 BB, 2 HBP, 13 RBI, 10 R, SB
- Connor Caskenette: .324/.419/.676, 2B, 4 HR, 5 BB, HBP, 15 RBI, 11 R
- Keenan Spence: .321/.367/.714, 2 2B, 3 HR, BB, HBP, 9 RBI, 3 R
- Jordan Morales: 3 GS, 20 2/3 IP, 13 H, 2 R, 8 BB, 13 K, .181 B/Avg
- Avery Cook: 6 App, 11 IP, 4 H, 2 ER, 3 BB, 14 K, .108 B/Avg
- Carter Doorn: 3 App, 9 1/3 IP, 4 H, 3 R, 2 BB, 6 K, .133 B/Avg
- Aaron Suval: 3 App, 7 1/3 IP, 8 H, 3 R, BB, 5 K, .286 B/Avg

.700 OBP FOR A WEEKEND (Since 2012) <i>Minimum 10 Plate Appearances</i>							
Season	Boilermaker	Opponent	OBP	Plate App	Hits	Walks	HBP
2024	Keenan Spence	at Michigan	.714	14	7	3	0
2024	Camden Gasser	at Northwestern	.714	14	5	3	2
2024	Camden Gasser	ETSU	.800	10	3	5	0
2024	Mike Bolton Jr.	Michigan St.	.786	14	4	0	7
2024	Keenan Taylor	at Ohio St.	.700	10	4	1	2
2024	Mike Bolton Jr.	UAlbany	.722	18	9	4	0
2023	Evan Albrecht	vs Akron	.750	15	9	1	2
2022	CJ Valdez	vs Longwood	.769	13	5	5	0
2021	Ryan Howe	at Minnesota	.778	13	6	4	0
2021	Tyler Powers	at Minnesota	.909	11	5	5	0
2018	Tyler Powers	at Penn St.	.700	10	4	3	0
2016	Harry Shipley	at Indiana	.818	11	3	3	3
2015	Kyle Wood	at Oklahoma	.786	13	9	2	0
2015	Harry Shipley	Butler	.727	11	4	4	0
2013	Kyle Johnson	at Michigan	.714	14	5	5	0

HEROIC HOME RUNS <i>Game-Tying/Go-Ahead/Game-Winning Home Runs in the 9th Inning or Later (Since 2011)</i>					
Date	Boilermaker	Opponent (Inning)	HR Type	Score Entering AB	Final Score
4/06/2024	Connor Caskenette	at Rutgers (T-9th)	3-Run Go-Ahead	6-5 RU	W, 8-6
4/02/2023	Lukas Cook	Northwestern (B-10th)	Solo Walk-off	Tied 3-3	W, 4-3
3/06/2022	Cam Thompson	vs Longwood (B-11th)	Solo Walk-off	Tied 5-5	W, 6-5
3/27/2021	Mason Gavre	Rutgers (B-9th)	3-Run Walk-off	Tied 4-4	W, 7-4
5/09/2018	Harry Shipley	at Ball State (T-9th)	3-Run Game-Tying (ITP)	8-5 BSU	W, 10-8
4/21/2018	Jacson McGowan	at Maryland (T-11th)	Solo Go-Ahead	Tied 3-3	W, 4-3
4/21/2018	Jacson McGowan	at Maryland (T-9th)	Solo Game-Tying	3-2 UMD	W, 4-3 (11)
5/10/2014	Sean McHugh	at Minnesota (T-9th)	3-Run Go-Ahead	3-2 MINN	L, 6-5 (10)
5/15/2012	Sean McHugh	Indiana State (B-9th)	Solo Game-Tying (PH)	1-0 ISU	W, 2-1 (10)

DURING THE 11-GAME BIG TEN WIN STREAK

- Purdue did not trail for 78 consecutive innings (April 7-May 4)
- Purdue held the lead for 58 consecutive innings – end of a full inning (April 6-May 3)

Additionally...

- Purdue did not trail for 58 consecutive innings during its 6-game win streak – end of a full inning (April 24-May 3)
- Purdue held the lead for the first 48 innings of its 6-game win streak – end of a full inning (April 24-May 3)

9,617 FANS AT ALEXANDER THE FIRST WEEK OF MAY – 4 OF THE 6 BIGGEST CROWDS IN STADIUM HISTORY

- May 1 vs DePauw: 2,569 (reset stadium record)
- May 3 vs Indiana: 2,226
- May 4 vs Indiana: 2,619 (current stadium record)
- May 5 vs Indiana: 2,257

BOILERS ARE HOT

CLAIM 1ST PLACE IN BIG TEN

P 40-19^{aces} N

OUTSCORED OPPOSITION 20-2 OVER THE FIRST 3 INNINGS

0

BIG TEN LOSSES
IN APRIL

6

HOME RUNS SATURDAY
TO TIE A TEAM RECORD

10

CONSECUTIVE
BIG TEN WINS
(TIES TEAM RECORD)

63

CONSECUTIVE BIG TEN
INNINGS WITHOUT TRAILING

ENTERING MAY IN 1ST PLACE IN THE BIG TEN FOR 1ST TIME SINCE 2012

FLEW THE W

WON FRIDAY AT WRIGLEY FIELD, WITH 10 SINGLES
AND A QUALITY START FROM JORDAN MORALES

EVANSVILLE ACED

ENDED THE PURPLE ACES' 8-GAME WINNING STREAK
WEDNESDAY IN A 10-6 VICTORY AT ALEXANDER FIELD

STEVENS

3

◀ MULTIPLE HR GAMES
2ND 7-RBI GAME
IN 13 DAYS ▶

CASKENETTE

35

BROKE FRESHMAN
RECORDS FOR TOTAL BASES
AND RUNS SCORED ▶

GAFFNEY

49

HIT LEADOFF HR ON
1ST PITCH OF THE GAME ▶
BACK-TO-BACK WEEKENDS

BOLTON JR.

1



BOILERS ARE HOT

— DECISIVE SWEEP AT ALEXANDER —

P

42-3



42 RUNS SCORED // +39 RUN DIFFERENTIAL // 3 RUNS ALLOWED

— ALL TEAM BESTS IN A 3-GAME BIG TEN SWEEP —

5

DOUBLE
PLAYS

10

INNINGS
WITH 3+ RUNS

19

CONSECUTIVE SCORELESS
INNINGS ON THE MOUND

24

TOTAL ZEROS FOR
PURDUE PITCHERS

TEAM
TOTALS


.402
BATTING AVG.

.514
ON-BASE PCT.

.652
SLUGGING PCT.

DID NOT TRAIL AT ANY POINT IN THE SERIES


7-GAME WIN STREAK AND
CONSECUTIVE SWEEPS **IN BIG PLAY**
3RD SHUTOUT WIN OF THE SEASON SATURDAY



BROOKS WALLACE AWARD

WATCH LIST

CAMDEN GASSER



 PURDUE BASEBALL



BUSTER POSEY AWARD

WATCH LIST

CONNOR CASKENETTE



 PURDUE BASEBALL



**BUSTER
POSEY**
AWARD

NCAA Statistics

Purdue - 2023-24 Baseball Ranking Summary thru games 05/14/2024

Statistic	National Rank	Conference Rank	Value	National Leader	Value	Conference Leader	Value
Base on Balls (295 ranked)	48	2	267	Troy	342	Michigan	269
Batting Average (295 ranked)	76	7	0.293	Austin Peay	0.359	Rutgers	0.308
Double Plays (295 ranked)	5	2	51	Michigan	57	Michigan	57
Double Plays Per Game (295 ranked)	9	2	0.98	Col. of Charleston	1.08	Michigan	1.08
Doubles (295 ranked)	24	2	113	Austin Peay	140	Indiana	115
Doubles Per Game (295 ranked)	37	2	2.17	Columbia	3.02	Indiana	2.30
Earned Run Average (295 ranked)	43	2	4.77	Lamar University	3.30	Nebraska	4.38
Fielding Percentage (295 ranked)	58	6	0.975	DBU	0.985	Northwestern	0.981
Hit Batters (295 ranked)	285	13	40	Saint Peter's	124	Iowa	90
Hit by Pitch (294 ranked)	14	1	103	UC Irvine	149	Purdue	103
Hits (295 ranked)	66	3	512	Austin Peay	671	Rutgers	543
Hits Allowed Per Nine Innings (295 ranked)	131	7	9.63	Arkansas	6.86	Iowa	8.17
Home Runs (295 ranked)	89	4	67	Austin Peay	140	Illinois	96
Home Runs Per Game (295 ranked)	101	5	1.29	Austin Peay	2.75	Illinois	2.04
On Base Percentage (295 ranked)	36	1	0.412	Austin Peay	0.456	Purdue	0.412
Runs (295 ranked)	25	1	431	Austin Peay	568	Purdue	431
Sacrifice Bunts (294 ranked)	36	3	32	Western Ky.	68	Rutgers	42
Sacrifice Flies (295 ranked)	165	8	20	Nicholls	45	Indiana	33
Scoring (295 ranked)	37	3	8.3	Austin Peay	11.1	Illinois	8.4
Shutouts (130 ranked)	10	1	5	Texas A&M	9	Purdue	5
Slugging Percentage (295 ranked)	75	3	0.486	Austin Peay	0.670	Illinois	0.534
Stolen Bases (295 ranked)	52	4	78	VMI	164	Nebraska	86
Stolen Bases Per Game (295 ranked)	66	4	1.50	Southern U.	3.23	Nebraska	1.72
Strikeout-to-Walk Ratio (295 ranked)	72	3	2.13	Arizona	3.69	Nebraska	2.94
Strikeouts Per Nine Innings (295 ranked)	223	9	7.6	Arkansas	12.2	Iowa	11.1
Triple Plays (1 ranked)			7 teams tied		1		
Triples (295 ranked)	81	4	12	Wofford	29	Ohio St.	19
Triples Per Game (295 ranked)	95	4	0.23	Wofford	0.59	Ohio St.	0.39
WHIP (295 ranked)	62	3	1.47	Lamar University	1.18	Nebraska	1.26
WL Pct (295 ranked)	58	4	0.635	Tennessee	0.811	Maryland	0.642
Walks Allowed Per Nine Innings (295 ranked)	21	2	3.56	Arizona	2.41	Nebraska	2.92

Statistic	Player	National Rank	Conference Rank	Value	National Leader	Value	Conference Leader	Value
Base on Balls (146 ranked)	Camden Gasser	11	1	51	Travis Bazzana, Oregon St. Nick Kurtz, Wake Forest	66 66	Camden Gasser, Purdue	51
Base on Balls Per Game (148 ranked)	Camden Gasser	9	1	1.06	Nick Kurtz, Wake Forest	1.43	Camden Gasser, Purdue	1.06
Batting Average (250 ranked)	Luke Gaffney Camden Gasser	74 226	4 12	0.375 0.347	Charlie Condon, Georgia	0.454	Joshua Kuroda-Grauer, Rutgers	0.433
Complete Games (42 ranked)					Mason Martinez, Grambling Tyler O'Neill, Bucknell	4 4	9 players tied	1
Doubles (117 ranked)					Brandon Eike, VCU Carlos Martinez, UMass Lowell	25 25	Tyler Cerny, Indiana Josh Pyne, Indiana Mitch Voit, Michigan	20 20 20
Doubles Per Game (126 ranked)	Logan Sutter	126	9	0.33	Griffin Palfrey, Columbia	0.52	Jake Perry, Minnesota	0.42
Earned Run Average (200 ranked)	Jordan Morales	179	8	3.94	Hagen Smith, Arkansas	1.65	Brett Sears, Nebraska	2.11
Games Started (17 ranked)	Jordan Morales Luke Wagner	17 17	1 1	13 13	Chase Hennessey, Utah Valley	24	13 players tied	13
Hit Batters (130 ranked)					Jacob Riordan, San Diego St.	24	Marcus Morgan, Iowa	19
Hit By Pitch Per Game (148 ranked)	Mike Bolton Jr. Jo Stevens Connor Caskenette	46 73 140	4 5 8	0.38 0.35 0.30	Luke Beckstein, Northeastern	0.69	Jackson Natili, Rutgers	0.51
Hit by Pitch (128 ranked)	Mike Bolton Jr. Jo Stevens Connor Caskenette	40 51 95	4 5 6	18 17 15	JT Landwehr, Mount St. Mary's	34	Jackson Natili, Rutgers	23
Hits (147 ranked)	Luke Gaffney	81	5	72	Joshua Kuroda-Grauer, Rutgers	90	Joshua Kuroda-Grauer, Rutgers	90
Hits Allowed Per Nine Innings (150 ranked)					Hagen Smith, Arkansas	4.18	Connor Foley, Indiana	4.96
Hits Per Game (147 ranked)	Luke Gaffney	54	3	1.50	Joshua Kuroda-Grauer, Rutgers	1.80	Joshua Kuroda-Grauer, Rutgers	1.80
Home Runs (116 ranked)					Charlie Condon, Georgia	34	Stephen Hrustich, Michigan Ryan Moerman, Illinois	15 15
Home Runs Per Game (149 ranked)					Charlie Condon, Georgia	0.68	Jacob Schroeder, Illinois	0.37
On Base Percentage (150 ranked)	Camden Gasser	14	1	0.522	Corey Collins, Georgia	0.598	Camden Gasser, Purdue	0.522
Pitching Appearances (112 ranked)	Avery Cook	112	3	23	Hunter Holmes, Wichita St. Ryan Mullan, LMU (CA)	32 32	Jack Young, Iowa	26
Runs (142 ranked)	Luke Gaffney Camden Gasser	82 142	1 5	56 52	Lyle Miller-Green, Austin Peay	86	Luke Gaffney, Purdue	56
Runs Batted In (148 ranked)	Connor Caskenette Luke Gaffney	18 33	1 2	68 63	Lyle Miller-Green, Austin Peay	86	Connor Caskenette, Purdue	68
Runs Batted In Per Game (150 ranked)	Connor Caskenette Luke Gaffney	20 33	1 2	1.36 1.31	Lyle Miller-Green, Austin Peay	1.69	Connor Caskenette, Purdue	1.36
Runs Per Game (146 ranked)	Luke Gaffney Camden Gasser	73 145	2 5	1.17 1.08	Lyle Miller-Green, Austin Peay	1.69	Nick Mitchell, Indiana	1.23
Sacrifice Bunts (107 ranked)	Camden Gasser	11	2	11	Garrison Weiss, Prairie View	16	Riley Silva, Nebraska	15
Sacrifice Bunts Per Game (149 ranked)	Camden Gasser	17	2	0.23	Garrison Weiss, Prairie View	0.34	Riley Silva, Nebraska	0.31
Sacrifice Flies (80 ranked)					Dallas Duarte, Hawaii Matt King, UTSA	10 10	4 players tied	6
Saves (571 ranked)	Jackson Dannelley Avery Cook Aaron Suval Cal Lambert	103 209 327 571	4 12 19 36	5 3 2 1	Mason Burns, Western Ky. Ethan Bates, Louisiana Tech	14 14	Logan Berrier, Maryland	7
Slugging Percentage (250 ranked)	Luke Gaffney Logan Sutter Keenan Spence	113 213 217	2 6 7	0.667 0.625 0.624	Charlie Condon, Georgia	1.082	Jacob Schroeder, Illinois	0.674
Stolen Bases (132 ranked)	Mike Bolton Jr. Camden Gasser	36 109	2 5	23 17	Justin Sierra, FDU	41	Riley Silva, Nebraska	30
Stolen Bases Per Game (148 ranked)	Mike Bolton Jr. Camden Gasser	40 139	2 7	0.48 0.35	Jackson Strong, Canisius	0.88	Riley Silva, Nebraska	0.61
Strikeout-to-Walk Ratio (149 ranked)					Kyle Roche, Richmond	31.00	Brett Sears, Nebraska	5.53
Strikeouts (141 ranked)					Chase Burns, Wake Forest	156	Brody Brecht, Iowa	117
Strikeouts Per Nine Innings (150 ranked)					Hagen Smith, Arkansas	17.24	Brody Brecht, Iowa	15.04
Total Bases (142 ranked)	Luke Gaffney	101	1	128	Charlie Condon, Georgia	210	Luke Gaffney, Purdue	128
Toughest to Strike Out (149 ranked)	Connor Caskenette	128	7	8.6	Camden Janik, Illinois	20.9	Camden Janik, Illinois	20.9
Triples (107 ranked)	Couper Cornblum Luke Gaffney	107 107	2 2	3 3	Ethan Conrad, Marist	13	Joseph Mershon, Ohio St.	4
Triples Per Game (150 ranked)					Ethan Conrad, Marist	0.27	Joseph Mershon, Ohio St.	0.09
Victories (93 ranked)	Luke Wagner Jordan Morales	41 41	1 1	7 7	Michael Ross, Samford Matthew Matthijs, North Carolina	11 11	6 players tied	7
WHIP (150 ranked)					Brett Sears, Nebraska	0.81	Brett Sears, Nebraska	0.81
Walks Allowed Per Nine Innings (150 ranked)	Jordan Morales	127	8	2.39	Kyle Roche, Richmond	0.24	Brett Sears, Nebraska	1.58

PURDUE GRAND SLAMS (Since 2010)

Date	Boilermaker	Opponent	Location	Inning	Game Result
5/01/2024	Logan Sutter	DePauw	Alexander Field	B-3rd	W, 15-0
4/20/2024	Luke Gaffney	East Tennessee St.	Alexander Field	B-4th	W, 18-7
4/16/2024	Connor Caskenette	Ball State	Alexander Field	B-7th	W, 13-3
2/18/2024	Connor Caskenette	Stony Brook	Sugar Land, Texas	B-6th	W, 13-6
4/08/2023	Jake Jarvis	Minnesota	Minneapolis, Minn.	T-9th	W, 15-3
3/15/2023	Jake Jarvis	Northern Illinois	Alexander Field	B-7th	W, 14-5
3/04/2023	Jake Parr	Akron	Holly Springs, N.C.	B-3rd	W, 13-9
5/21/2021	Miles Simington	Minnesota	Minneapolis, Minn.	T-3rd	W, 12-5
5/20/2021	Jake Parr*	Minnesota	Minneapolis, Minn.	T-5th	W, 9-3
4/19/2021	Jeremy Schork*	Illinois	Champaign, Ill.	T-9th	W, 20-6
3/26/2021	Cam Thompson*	Rutgers	Alexander Field	B-9th	L, 7-5
2/15/2020	Miles Simington*	Hofstra	Sanford, Fla.	B-8th	W, 10-4
4/09/2017	Nick Dalesandro	Indiana	Alexander Field	B-9th	L, 14-9
3/23/2016	Kyle Wood	Louisville	Alexander Field	B-6th	L, 9-4
3/22/2016	Kyle Johnson	Ball State	Muncie, Ind.	T-2nd	L, 9-8
3/05/2016	Kyle Johnson	East Tennessee St.	Johnson City, Tenn.	T-7th	W, 19-6
3/20/2015	Jack Picchiotti	Rutgers	Alexander Field	B-7th	W, 9-5
3/15/2015	Ted Snidanko*	Northern Illinois	Westfield, Ind.	B-6th	W, 23-5
3/15/2013	Sean McHugh	Michigan	Ann Arbor, Mich.	T-6th	W, 12-9
4/27/2012	Barrett Serrato	Michigan State	Lambert Field	B-4th	W, 6-2
2/19/2012	Cameron Perkins	Notre Dame	St. Petersburg, Fla.	T-6th	W, 15-8
4/16/2010	Drew Madia	Penn State	Lambert Field	B-2nd	W, 18-7
4/06/2010	Dominick D'Agata*	Valparaiso	Lambert Field	B-7th	W, 14-5

**First Home Run as a Boilermaker*

BOILERMAKERS TO HIT MULTIPLE GRAND SLAMS (Since 2001)					
Dates	Boilermaker	Opponents	Locations	Innings	Game Results
4/16/10 5/14/09 4/01/09	Drew Madia	Penn State Illinois IPFW	Lambert Field Lambert Field Fort Wayne	B-2nd B-8th T-3rd	W, 18-7 W, 12-5 L, 22-19
4/19/08 4/06/08 5/19/07	Dan Black	at Ohio State at Iowa at Northwestern	Columbus Iowa City Evanston	T-3rd T-2nd T-5th	W, 8-0 W, 16-3 L, 9-6
4/02/03 5/15/02 4/21/01	Daniel Underwood	at Ball State Evansville at Illinois	Muncie Lambert Field Champaign	T-5th T-2nd T-3rd	L, 17-14 W, 6-2 W, 16-2
2/18/24 4/16/24	Connor Caskenette	vs Stony Brook Ball State	Sugar Land, TX Alexander Field	B-6th B-7th	W, 13-6 W, 13-3
4/08/23 3/15/23	Jake Jarvis	at Minnesota Northern Illinois	Minneapolis Alexander Field	T-9th B-7th	W, 15-3 W, 14-5
3/04/23 5/20/21	Jake Parr	vs Akron at Minnesota	Holly Springs, NC Minneapolis	B-1st T-5th	W, 13-0 W, 9-3
5/21/21 2/15/20	Miles Simington	at Minnesota vs Hofstra	Minneapolis Sanford, FL	T-3rd B-8th	W, 12-5 W, 10-4
3/22/16 3/05/16	Kyle Johnson	at Ball State at ETSU	Muncie Johnson City	T-2nd T-7th	L, 9-8 W, 19-6
4/16/06 4/14/06	Neal Gorka	at Indiana at Indiana	Bloomington Bloomington	T-2nd T-6th	W, 25-8 L, 8-4
2/25/05 5/26/04	Andy Dahl	at FAU vs Michigan State	Boca Raton Minneapolis	T-6th T-8th	L, 6-4 W, 6-5

MULTIPLE 5+ RBI GAMES IN A SEASON (Since 2001)			
Year	Boilermaker	5+ RBI Games	Game Scores
2024	Connor Caskenette	4/06 at Rutgers 4/16 vs Ball State (7) 4/28 at Northwestern (7) 5/03 vs Indiana	W, 8-6 W, 13-3 W, 11-3 W, 7-4
2024	Luke Gaffney	2/17 vs Stony Brook 4/14 vs Michigan State	W, 12-8 W, 21-1
2023	Jake Jarvis	2/19 vs Holy Cross (6) 4/08 at Minnesota	W, 12-2 W, 15-3
2023	Paul Toetz	2/18 vs Holy Cross (6) 3/04 vs Akron (6)	W, 14-4 W, 17-9
2022	Troy Viola	4/29 vs Michigan 5/13 at Northwestern	W, 18-4 W, 14-8
2022	CJ Valdez	4/19 at UIC 5/07 at Iowa	L, 9-6 W, 10-6
2016	Kyle Johnson	3/05 at ETSU (6) 3/22 at Ball State	W, 19-6 L, 9-8
2009	Dan Black	3/08 at Texas State 3/20 at Tenn-Martin 5/14 vs Illinois	L, 14-10 W, 11-7 (10) W, 12-5
2008	Dan Black	3/15 at Ohio (6) 4/19 at Ohio State (6) 5/16 at Illinois 5/22 vs Penn State (6) 5/24 vs Indiana	W, 9-4 W, 8-0 W, 14-4 W, 15-6 W, 11-7
2004	John Hunter	4/04 at Penn State 5/02 at Minnesota (9)	W, 18-2 W, 15-9
2003	Daniel Underwood	4/02 at Ball State (6) 5/11 at Indiana (6)	L, 17-14 W, 20-4

3+ CONSECUTIVE SERIES-OPENING WINS IN BIG TEN PLAY (Since 2000)				
Year	Consecutive G1 Wins	Opponents/Scores	Total G1 Wins	Final Big Ten Record, Finish
2024	5	at Rutgers – 5-3 (10) Michigan State – 7-2 at Northwestern – 9-3 Indiana – 7-4 at Michigan – 4-0	6 (as of May 15)	TBD
2023	3	at Michigan State – 5-4 Northwestern – 8-4 at Minnesota – 3-0	5	11-13, 9th
2018	3	at Maryland – 7-1 Rutgers – 4-0 Northwestern – 8-7	6	17-6, 2nd
2017	3	Indiana – 6-5 at Rutgers – 7-6 Illinois – 4-2	5	12-12, 8th
2012	8 (Every Series)	at Ohio State – 8-5 Penn State – 9-3 at Northwestern – 7-0 Illinois – 3-0 at Nebraska – 8-5 Michigan State – 6-2 Michigan – 4-0 at Iowa – 11-8	8	17-7, 1st
2011	4	Michigan – 8-0 at Penn State – 5-3 at Northwestern – 9-7 Indiana – 5-4 (12)	6	14-10, 3rd
2010	7	Minnesota – 3-2 (10) at Michigan – 8-5 Penn State – 18-7 Northwestern – 2-1 at Indiana – 12-10 Michigan State – 8-5 at Illinois – 8-2	7	12-12, T-4th
2008	6	Northwestern 3-0 at Iowa – 8-6 Penn State – 13-8 at Ohio State – 7-4 Minnesota – 6-2 at Indiana – 11-7	7	21-10, 2nd
2005	4	at Ohio State – 7-1 Northwestern – 4-3 Minnesota – 5-2 at Michigan – 7-3	5	17-11, 2nd
2002	4	at Illinois – 6-2 Northwestern – 1-0 Iowa – 4-2 at Ohio State – 7-5	4	13-19, 9th
2001	3	at Michigan State – 7-2 at Northwestern – 4-2 Penn State – 7-3	5	19-7, 2nd
2000	3	at Iowa – 5-4 Indiana – 6-5 at Illinois – 4-3	5	17-11, T-3rd

WEEKEND WARRIORS			
Day-by-Day Breakdown for Weekend Series this Season			
Date/Statistic	Friday	Saturday	Sunday
Games	12	17	14
Record	8-4	11-6	9-5
Runs Scored (RPG)	66 (5.5)	153 (9.0)	135 (9.6)
Runs Against (RPG)	48 (4.0)	104 (6.1)	70 (5.0)
Slash Line	.242/.342/.371	.306/.417/.527	.316/.451/.503
Opponent Slash Line	.251/.313/.396	.299/.371/.462	.266/.349/.407
XBH	27	76	51
Home Runs	12	25	15
Walks (Batting)	45	80	85
Strikeouts (Batting)	91	123	95
Stolen Bases	21-26	20-25	24-31
Walks (Pitching)	34	58	48
Strikeouts (Pitching)	93	123	89
WHIP	1.27	1.58	1.44
Fielding %	.975	.974	.975

LONGEST ON-BASE STREAKS SINCE 2001 (Single Season Only)	
Longer Than 30 Games <ul style="list-style-type: none"> • Ryne White – 52 in 2007* • Cameron Perkins – 50 in 2011^ • Cam Thompson – 44 in 2022^ • David Blomberg – 39 in 2001 • CJ Valdez – 34 in 2022^ • Mike Bolton Jr. – 31 in 2024 (Active) 26-29 Games <ul style="list-style-type: none"> • Curtis Washington Jr. – 29 in 2022 • Jon Moore – 28 in 2008 • Jordan Comadena – 28 in 2008 • Jake Parr – 27 in 2023* • Mitch Hilligoss – 27 in 2006^ • Jo Stevens – 26 in 2024 • Spencer Ingaldson – 26 in 2005 25 Games <ul style="list-style-type: none"> • <i>Connor Caskenette – 25 in 2023</i> • Evan Albrecht – 25 in 2022 • Kevin Plawecki – 25 in 2012 24 Games <ul style="list-style-type: none"> • Camden Gasser – 24 in 2024^ • Skyler Hunter – 24 in 2019 • Skyler Hunter – 24 in 2018 • Kyle Wood – 24 in 2014 • David Miller – 24 in 2011 • Eric Charles – 24 in 2009 	23 Games <ul style="list-style-type: none"> • Troy Viola – 23 in 2022 • Harry Shipley – 23 in 2018 • Brandon Haveman – 23 in 2008 22 Games <ul style="list-style-type: none"> • Cole McKenzie – 22 in 2019* • Nick Dalesandro – 22 in 2017 • Brandon Haveman – 22 in 2009^ • David Harrell – 22 in 2001 21 Games <ul style="list-style-type: none"> • Miles Simington – 21 in 2021 • Skyler Hunter – 21 in 2017 • Barrett Serrato – 21 in 2011 • Ben Wolgamot – 21 in 2008 • Nick McIntyre – 21 in 2003 20 Games <ul style="list-style-type: none"> • <i>Couper Cornblum – 20 in 2023*</i> • Evan Albrecht – 20 in 2023^ • <i>Mike Bolton Jr. – 20 in 2022^</i> • Nick Dalesandro – 20 in 2018 • Brandon Haveman – 20 in 2009* • Brandon Haveman – 20 in 2008* • Alex Jaffee – 20 in 2007 • Jordan Comadena – 20 in 2007^ • Mike Coles – 20 in 2004
* – Season-Ending Streak // ^ – Season-Opening Streak	

MULTIPLE 20-GAME ON-BASE STREAKS IN THEIR CAREER (Since 2001)

- 4 -- Brandon Haveman (2008-09)
- 3 -- Skyler Hunter (2017-21)
- 2 – **Mike Bolton Jr. (2020-24)**, Jordan Comadena (2005-08), Nick Dalesandro (2016-18), Evan Albrecht (2019-23)

LONGEST SEASON-OPENING ON-BASE STREAKS

Since 2001, Single Season Only

- Cameron Perkins – 50 in 2011
- Cam Thompson – 44 in 2022
- CJ Valdez – 34 in 2022
- Mitch Hilligoss – 27 in 2006
- **Camden Gasser – 24 in 2024**
- Brandon Haveman – 22 in 2009
- Mike Bolton Jr. – 20 in 2022

LONGEST HIT STREAKS SINCE 2001 (Single Season Only)	
ALL GAMES 20+ Games <ul style="list-style-type: none">• Ryne White – 24 in 2007• Cameron Perkins – 20 in 2011• Brandon Haveman – 20 in 2009 15-19 Games <ul style="list-style-type: none">• David Blomberg – 19 in 2001• <i>Connor Caskenette – 18 in 2023</i>• Zac Fascia – 15 in 2019• Eric Charles – 15 in 2011 14 Games <ul style="list-style-type: none">• Skyler Hunter – 14 in 2019• Eric Charles – 14 in 2009• Jon Moore – 14 in 2008• Ryne White – 14 in 2008• Jordan Comadena – 14 in 2007• John Hunter – 14 in 2007• Nate Sickler – 14 in 2001• Adam Fazio – 14 in 2002 13 Games <ul style="list-style-type: none">• <i>Couper Cornblum – 13 in 2023</i>• Ben Nisle – 13 in 2021• Skyler Hunter – 13 in 2008• Ryan Bridges – 13 in 2010• Brandon Haveman – 13 in 2008• Ben Wolgamot – 13 in 2008• Mitch Hilligoss – 13 in 2005	BIG TEN PLAY 20+ Games <ul style="list-style-type: none">• Ryne White – 24 in 2007• Brandon Haveman – 21 in 2009 14-15 Games <ul style="list-style-type: none">• Jake Parr – 15 in 2023• Jon Moore – 15 in 2008• Mike Bolton Jr. – 14 in 2024• David Blomberg – 14 in 2001 13 Games <ul style="list-style-type: none">• Ben Nisle – 13 in 2021• Eric Charles – 13 in 2011• Cameron Perkins – 13 in 2010 12 Games <ul style="list-style-type: none">• Jo Stevens – 12 in 2024• Evan Albrecht – 12 in 2022• Harry Shipley – 12 in 2018• Ryne White – 12 in 2008• Brandon Haveman – 12 in 2008• Ben Wolgamot – 12 in 2008• Mike Coles – 12 in 2004 11 Games <ul style="list-style-type: none">• Connor Caskenette – 11 in 2024• Connor Caskenette – 11 in 2023• Ryan Howe – 11 in 2019• Skyler Hunter – 11 in 2018• John Hunter – 11 in 2005

THREE BOILERMAKERS WITH HIT STREAKS OF 10+ GAMES IN SAME SEASON (Since 2001)

- 2024: **Jo Stevens (12, March 26-April 16; 10, March 10-23), Camden Gasser (12, March 2-17), Luke Gaffney (10, Feb. 16-March 3)**
- 2023: **Connor Caskenette (18), Couper Cornblum (13), Jo Stevens (12)**
- 2019: Zac Fascia (15), Skyler Hunter (14), Cole McKenzie (11)
- 2018: Skyler Hunter (13), Nick Dalesandro (11), Ben Nisle (10), Alec Olund (10)
- 2011: Cameron Perkins (20), Eric Charles (15), Kevin Plawecki (11), Stephen Talbott (10), Tyler Spillner (10)
- 2010: Ryan Bridges (13), Barret Arthur (11), Jon Moore (11), Cameron Perkins (10), Eric Charles (10)
- 2009: Brandon Haveman (20), Eric Charles (14), Drew Madia (11)
- 2008: Jon Moore (14), Ryne White (14), Brandon Haveman (13), Ben Wolgamot (13)
- 2007: Ryne White (24), Jordan Comadena (14), John Cummins (10)
- 2005: John Hunter (14), Mitch Hilligoss (13), Andy Dahl (11)
- 2004: Mitch Hilligoss (12), Mike Coles (11), John Hunter (11)
- 2001: David Blomberg (19), Nate Sickler (14), Daniel Underwood (12), David Harrell (12), Nick McIntyre (10)

HIGHEST SCORING WEEKENDS AT ALEXANDER FIELD (Since 2013)				
Dates	Games	Combined Runs	Opponent	Results
4/09-10/2022	3	61	Indiana	2 Wins, 1 Loss 17-0, 3-10, 16-15
3/15-17/2024	4	59	Samford	2 Wins, 2 Losses 1-5, 6-1, 13-12, 10-11
3/09-10/2024	4	56	UAlbany	4 Wins 11-3, 6-1, 16-6, 12-1
4/19-21/2024	3	55	East Tennessee State	1 Win, 2 Losses 7-9, 18-7, 2-12
4/13-14/2018	2	55	Minnesota	2 Losses 22-7, 18-8
4/29-5/01/2022	3	53	Michigan	2 Wins, 1 Loss 18-4, 12-4, 2-13
4/05-07/2013	3	50	Northwestern	1 Loss, 2 Wins 13-4, 6-10, 4-13
3/25-27/2016	3	48	Nebraska	3 Losses 9-5, 11-6, 9-8
5/19-20/2022	2	46	Maryland	2 Losses 14-7, 18-7
4/12-14/2024	3	45	Michigan State	3 Wins 7-2, 14-0, 21-2
5/15-17/2014	3	45	Iowa	1 Win, 2 Losses 3-10, 6-4, 5-17
4/07-09/2017	3	44	Indiana	2 Wins, 1 Loss 6-5, 7-3, 9-14

5 INNINGS OF SCORELESS RELIEF <i>In Purdue's Alexander Field Era (2013-Present)</i>				
Date	Pitcher	Full Line	Opponent	Game Result
3/31/2024	Carter Doorn	5.1 IP, 2 H, BB, 5 K	at Ohio State	W, 7-1
3/25/2022	Landon Weins	5.1 IP, 2 H, 0 BB, 2 K	Ohio State	W, 7-5
2/19/2022	Ricky Castro	5 IP, H, 2 BB, 5 K	vs South Dakota St.	W, 11-1
3/20/2019	Kyle Wade	6 IP, 4 H, R, 0 BB, 5 K	Bowling Green	W, 9-2
2/18/2017	Dalton Parker	5 IP, H, 2 BB, 2 K	at Texas State	W, 12-8
4/19/2016	Eddie De LaRiva	7 IP, 6 H, 0 R, 0 BB, 4 K	Ball State	W, 9-2
4/02/2016	Tanner Andrews	7 IP, 2 H, 0 R, 3 BB, 4 K	at Penn State	L, 7-6
3/19/2016	Matt Frawley	7 IP, 4 H, R, BB, 3 K	vs Ohio	W, 5-4
3/05/2016	Matt Frawley	7.2 IP, 5 H, 2 R, 0 BB, 6 K	at East Tennessee St.	W, 19-6
5/16/2015	Joe Eichmann	5.2 IP, 3 H, BB, 9 K	Penn State	W, 7-3
4/18/2014	Matt Gibbs	5 IP, 2 H, 2 BB, 6 K	Michigan	L, 7-6 (12)
3/01/2014	Gavin Downs	5.2 IP, 5 H, BB, K	vs Butler	W, 3-2
4/02/2013	Joe Eichmann	7.2 IP, 6 H, R, BB, 4 K	Butler	L, 8-4

SCORED 10+ RUNS IN 3 STRAIGHT WINS (Since 1990)			
Year	Total Runs	Opponent(s)	Game Scores
2023	53	Akron	W, 17-9 W, 13-0 (7 Innings) W, 23-4 (7 Innings)
2024	48	Michigan State (2x) Ball State	W, 14-0 W, 21-1 W, 13-3 (7 Innings)
2008	48	Western Illinois (2x) Valparaiso	W, 11-2 W, 22-10 W, 15-0
2010	44	vs West Virginia at Southern Illinois (2x)	L, 18-14 W, 18-2 L, 13-12
1993	44	at Iowa at Louisville (2x)	W, 12-8 W, 14-4 W, 18-7
1992	43	Marian Lewis Saginaw Valley State	W, 11-4 W, 16-3 W, 16-10
2001	40	at Northwestern (2x) at Butler	W, 20-11 W, 10-3 W, 10-2
2024	39	UAlbany (2x) Northern Illinois	W, 16-6 (7 Innings) W, 12-1 (7 Innings) W, 11-1
2010	39	Ball State at Illinois State Penn State	W, 10-5 W, 11-3 W, 18-7
2012	37	at UCLA vs Purdue Fort Wayne UIC	W, 15-11 W, 11-4 W, 11-4
2024	36	At Northwestern (2x) DePauw	W, 10-7 W, 11-3 W, 15-0 (7 Innings)
1998	36	vs Toledo vs Virginia Tech (2x)	W, 10-9 W, 15-4 W, 11-8
2022	35	vs South Dakota State	W, 11-1 W, 14-3 W, 10-4
2007	35	at Western Kentucky	W, 10-6 W, 12-5 W, 13-1
2010	33	at Indiana	W, 12-10 L, 12-11 (11 Innings) W, 10-7 (10 Innings)

SCORED 50+ RUNS OVER A 5-GAME STRETCH (BBCOR Bat Era, 2011-Present)

Year	Total Runs	Opponent(s)	Game Scores
2023	66	Akron (3x) Ole Miss (2x)	W, 17-9 W, 13-0 (7 Innings) W, 23-4 (7 Innings) L, 15-7 L, 7-6 (10 Innings)
2018	63	Northwestern (3x) Purdue Fort Wayne at Ball State	W, 8-7 W, 9-5 W, 9-2 W, 27-3 W, 10-8
2024	62	Michigan State (3x) Ball State East Tennessee State	W, 7-2 W, 14-0 W, 21-1 W, 13-3 (7 Innings) L, 9-7
2022	59	Northern Illinois Indiana State Indiana (3x)	W, 17-14 L, 10-6 (10 Innings) W, 17-0 L, 10-3 W, 16-15
2012	57	at Murray State (2x) at Missouri State at Wichita State (2x)	W, 22-1 W, 13-2 W, 4-2 W, 8-3 W, 10-5
2024	56	UAlbany (4x) Northern Illinois	W, 11-3 W, 6-1 W, 16-6 (7 Innings) W, 12-1 (7 Innings) W, 11-1
2011	56	vs Pitt at Morehead State (2x)	W, 5-3 W, 11-8 L, 10-9 (11 Innings) W, 18-1 W, 17-9
2024	55	Evansville at Northwestern (3x) DePauw	W, 10-6 W, 9-3 W, 10-7 W, 11-3 W, 15-0 (7 Innings)
2024	53	vs Stony Brook (2x) vs George Mason (3x)	W, 12-8 W, 13-6 W, 7-4 L, 11-9 W, 12-5
2021	53	at Minnesota (4x) Penn State	W, 9-3 W, 12-5 W, 17-4 L, 9-8 W, 7-4

BACK-TO-BACK HOME RUNS (SINCE 2001)				
Date	Boilermakers	Opponent	Inning	Game Result
4/12/2024	Jo Stevens Keenan Spence	Michigan State	3rd	W, 7-2
3/16/2024	Connor Caskenette Logan Sutter	Samford	5th	W, 6-1
3/13/2024	Luke Gaffney Logan Sutter	Northern Illinois	6th	W, 11-1
3/05/2022	Troy Viola Pablo Lanzarote	vs Longwood	5th	W, 6-5
5/02/2021	Ben Nisle Zac Fascia	at Ohio State	6th	W, 16-15
5/02/2021	Miles Simington Ben Nisle	at Ohio State	3rd	W, 16-15
4/23/2021	Ryan Howe Kyle LaPlante	Illinois	9th	L, 6-5
6/03/2018	Jacson McGowan Ben Nisle	vs Houston*	5th	L, 8-4
4/14/2010	Drew Madia Kevin Plawecki	at Illinois State	2nd	W, 11-3
4/6/2010	David Blount Jon Moore	Valparaiso	3rd	W, 14-5
3/17/2010	Cameron Perkins Drew Madia	at Eastern Kentucky	8th	W, 7-3
5/17/2008	Ryne White Dan Black	at Illinois	5th	W, 11-2
5/12/2007	Dan Black Carlos Pupo	Iowa	3rd	W, 11-6
4/16/2006	Jeff Mojzik Ryne White	at Indiana	6th	W, 25-8
3/25/2006	Ryne White Neal Gorka	Chicago State	2nd	W, 16-6
5/27/2005	Mitch Hilligoss Mike Coles	vs Michigan^	9th	W, 9-7
4/02/2003	Nick McIntyre Daniel Underwood	at Ball State	1st	L, 17-14
3/23/2003	Nick McIntyre Daniel Underwood	Miami (Ohio)	6th	W, 12-2
3/23/2003	Daniel Underwood Simon Klink	Miami (Ohio)	4th	W, 12-2
5/04/2002	Daniel Underwood Kris Luce	Minnesota	8th	L, 10-9
4/07/2001	Kris Luce John Gusich	at Northwestern	6th	W, 20-11
* – NCAA Regional Game				
^ – Big Ten Tournament Game				

QUICK NOTABLES FROM 2024

- Purdue has scored 10-plus runs in a game in 10 of the 13 weekends of the season (all but Rutgers, Indiana, Michigan). The 2012 Big Ten championship team did it in each of the first five non-conference weekends as the only previous to do so every weekend before Big Ten play began. The Boilermakers outscored the opposition 72-16 in their consecutive Big Ten sweeps vs. Michigan State & Northwestern.
- Purdue has turned 51 double plays – 48 of the ground ball variety – in its 52 games, ranking fifth nationally behind Michigan (57 in 53 games) and Rice (56 in 53 games). A dozen DPs came in a five-game stretch from March 3-10. The Boilermakers turned four twin killings in the March 9 home opener vs. UAlbany, achieving that feat for the first time since a March 2018 win vs. Virginia Tech. The biggest double play of the season was undoubtedly an inning-ending 4-6-3 with the bases loaded and the score tied 3-3 in the ninth inning at Rutgers. It was induced by **Aaron Suval**.
- The Boilermakers bounced back from a 1-4 start in Big Ten play by tying the program record (from 2001) with a program-record 11-game conference win streak. After taking the series finale at Ohio State, they opened April with a series sweep at Rutgers, the program's first on the road in Big Ten play since April 2018. Purdue won the opener in 10 innings and rallied for a Saturday win thanks to a go-ahead, three-run homer from **Connor Caskenette** in the ninth inning. The Boilermakers became the first visiting team to sweep a three-game Big Ten series in Piscataway since Maryland in April 2017. Rutgers entered the weekend 41-10 at home since the start of the 2022 season.
- The Boilermakers started three lefthanders on the mound each of the first four conference weekends, giving three southpaws the ball in a Big Ten series for the first time since the league went to three-game weekends in 2009. It's also believed to be the first time ever Purdue has started exclusively lefties in a Big Ten series (of 3 games or longer).
- **Luke Gaffney** is the first player in conference history (award was added in 2011) to win Big Ten Freshman of the Week each of the first two weeks of a season and three of the first four. He now has five total honors after being a repeat winner again April 15 and 22. Gaffney enters the weekend leading the Big Ten in RBI, runs and total bases, eclipsing the Purdue freshman records during the nine-game homestand in April. His three-double game on Feb. 17 was just the second by a Boiler since March 2018.
- **Camden Gasser** enters the weekend leading the Big Ten in walks (51) and on-base percentage (.522). He reached base safely in the first 24 games he played, the fifth longest season-opening streak by a Boilermaker since 2001. Entering the IU series, he had been on base safely multiple times in 11 straight games. Purdue's single-season records are Dan Black's 62 walks in 2009 and Ryne White's .521 OBP in 2007.
- **Mike Bolton Jr.** is the longest tenured active Boilermaker (189 career games), joining the program in the fall of 2019. He broke the program's all-time stolen base record (70) last season and has 97 steals for his career. He's the Big Ten's active career leader and fourth nationally. Bolton is 55 of 59 in his career in Big Ten play and led the league with 28 steals overall in 2023. He's the first player in program history with 20-steal seasons. Bolton hit game-opening home runs on consecutive Saturdays in April, connecting on the first pitch of the game both times. Purdue had gone without a leadoff home run since May 2017 prior to his heroics on April 20.
- Purdue scored 10 runs in an inning in consecutive Sunday wins vs. George Mason (Feb. 25) and Cal State Fullerton (March 3). The Boilermakers also scored 10 unanswered runs in Sunday wins vs. Stony Brook (Feb. 18) and UAlbany (March 10). They've posted three 10-run innings in a season for the first time since 2012. They have scored 129 of their 415 runs (31%) on Sundays this year.
- Purdue has had three players with a 10-game hit streak for the second year in a row. **Connor Caskenette** and **Jo Stevens** have been part of the trio both years. Mike Bolton Jr., Stevens and Caskenette have all posted 10-game hit streaks in Big Ten play as well.
- Purdue's earliest home opener ever (March 9) marked the beginning of a 13-game homestand, matching the longest ever at Alexander Field and one game shy of a team record from 1982. The Boilermakers won seven of their eight games of the homestand but dropped four of their last five to finish with an 8-5 mark.
- Purdue won its season opener in shutout fashion for the first time since 1991. The Boilermakers also won twice in shutout fashion in the first 10 games of a season for the first time since 2003. Now they have four shutouts in a season for the first time since 2018.
- **Luke Wagner** and **Jackson Dannelley** teamed up to shutout Southeastern Louisiana on March 2, ending SELA's five-game win streak. The Lions had scored 59 runs during their streak and then scored 11 runs while beating No. 11 East Carolina on Sunday on the final day of the four-team Keith LeClair Classic.
- Wagner posted a streak of 22 consecutive innings without allowing an earned run from Feb. 25 through March 16. It was the longest streak by a Boilermaker since 2018.
- Dannelley is third in the Big Ten lead with five saves. All five have been relief outings in which he recorded at least nine outs.
- Purdue won the nightcap of its March 16 doubleheader vs. Samford 13-12 in 10 innings despite the visitors putting together an eight-run inning. The Boilermakers won a game in which an opponent scored eight-plus in an inning for the first time since the opening weekend of the 2020 season (vs. Hofstra).
- **Jordan Morales** was the first lefthander since 2014 and only the second this century to start on Opening Day for Purdue. He also became the 10th pitcher, and first lefty, this century to start the season and home openers.
- The 14-inning midweek marathon with UIC on March 20 was played over five hours and three minutes. It was the longest game (in time) in program history, the longest ever at Alexander Field (since 2013) and Purdue's longest (in innings) since winning in 15 innings vs. Ohio in March 2016.

FREQUENT VISITORS TO ALEXANDER FIELD (Since 2013)			
Opponent	Games	Opponent Record	Last Visit
Iowa	18	14-4	March 2024
Penn State	15*	4-11	April 2023
Ohio State	14	12-2	March 2022
Northwestern	12	5-7	April 2023
Rutgers	12	5-7	March 2021
Michigan	12	6-6	April 2022
<i>*Also includes 4 games vs. Minnesota (1-3 record)</i>			

PURDUE'S LONGEST HOMESTANDS (Since 1983)			
Season	Length of Homestand	Dates	Record
1983	14-Game	April 13-26	11-3
2024	13-Game	March 9-24	8-5
2017	13-Game	April 21-May 14	7-6
1990	12-Game	March 17-April 1	8-4
1988	12-Game	April 30-May 15	7-5
1984	11-Game	May 7-13	4-6-1
1995	10-Game	April 8-18	7-3
1990	10-Game	April 27-May 10	3-6-1
2024	9-Game	April 9-23	6-3
2019	9-Game	April 23-May 7	6-3
2018	9-Game	April 24-May 8	9-0
2008	9-Game	March 22-30	8-1
1997	9-Game	April 25-May 3	8-1
1996	9-Game	March 29-April 7	4-5
1987	9-Game	April 18-25	8-1

LONGEST CONSECUTIVE SCORELESS INNINGS STREAKS (Since 2001)					
Season	Consecutive Scoreless Innings	Pitchers	Opponents	Streak Began	Streak Ended
2008	25	6	Ohio Western Illinois (x3)	T-4th at Ohio	T-3rd vs WIU Shutout Wins: 6-0 in G1 8-0 in G2
2016	24	6	vs Purdue Fort Wayne Cal State Northridge (x3)	B-7th vs PFW	T-3rd vs CSUN Shutout Wins: 5-0 in G1 1-0 (10) in G2
2019	22	9	Valparaiso Penn State (x2)	T-2nd vs Valpo	T-5th vs PSU Shutout Win: 1-0 in G1
2014	21	6	Penn State (x2) Louisville	T-3rd vs PSU Shutout Win: 4-0 in G3	T-5th vs Louisville
2024	19	7	Michigan State (x3)	T-7th vs MSU	B-7th vs MSU Shutout Win: 14-0 in G2
2006	19	6	at Saint Louis (x3)	B-2nd at SLU	B-2nd at SLU Shutout Win: 4-0 in G2
2005	19	5	Western Michigan (x3)	T-9th vs WMU Shutout Wins: 4-0 in G2 6-0 in G3	T-9th vs WMU
2023	18	6	Evansville at Minnesota (x2)	T-9th vs UE	B-8th at MINN Shutout Win: 3-0 in G1
2017	18	6	Illinois Purdue Fort Wayne Saint Louis	T-9th vs ILL	B-8th vs SLU Shutout Win: 18-0 vs PFW
2004	18	5	at Belmont at Lipscomb at Vanderbilt	B-5th at BU	B-5th at Vandy Shutout Win: 1-0 at Lipscomb
2012	18	4	UIC Michigan (x2)	T-8th vs UIC	T-7th vs MICH Shutout Win: 4-0 in G1
2008	18	5	Valparaiso Northwestern	T-1st vs. Valpo Shutout Win: 15-0 vs Valpo	T-9th vs NU Shutout Win: 3-0 in G1
2004	18	5	at Northwestern Indiana State Michigan State	B-9th at NU	B-8th vs. MSU Shutout Win: 11-0 vs ISU
2018	17	7	at Penn State at Indiana	B-4th at PSU Shutout Win: 9-0 in G3	B-2nd at IU

BEST STRETCHES FOR PURDUE PITCHING IN GOFF ERA (Since 2020)				
Season	Pitchers	Combined Line	Opponent(s)	Game Results
2024	Jordan Morales (7.2 IP) Avery Cook (1.1 IP) Luke Wagner (7 IP) CJ Backer (1 IP) Griffin Lohman (1 IP) J. Blackwell (3 IP) Carter Doorn (4 IP) Davis Pratt (1 IP) Kyle Iwinski (1 IP)	19 IP, 0 R 21 IP, 1 R 27 IP, 3 R	vs. Michigan State	W, 7-2 W, 14-0 W, 21-1
2022	Landon Weins (4 IP) Griffin Lohman (2 IP) Jackson Smeltz (4 IP) Ricky Castro (5 IP) Troy Wansing (3 IP) CJ Backer (2 IP)	20 IP, 1 R	vs South Dakota St.	W, 5-4 W, 11-1 W, 14-3
2023	CJ Backer (1 IP) Khal Stephen (6 IP) CJ Baker (1.1 IP) J. Dannelley (2/3 IP) Aaron Suval (1 IP) J. Blackwell (6.1 IP) J. Dannelley (2/3 IP) Cater Doorn (1 IP)	18 IP, 0 R	Evansville at Minnesota	L, 12-10 W, 3-0 W, 15-3
2022	Landon Weins (2 IP) Ricky Castro (2/3 IP) Nolan Daniel (1/3 IP) Eric Hildebrand (1 IP) G. Lohman (2.2 IP) Khal Stephen (1/3 IP) Jackson Smeltz (7 IP) Kyle Wade (2 IP)	16 IP, 1 R 13 IP, 0 R	at Charlotte vs Longwood	W, 6-2 W, 6-1
2021	Jett Jackson (1 IP) Joe Whitman (2/3 IP) Avery Cook (1/3 IP) Calvin Schapira (8 IP) Nick Alvarado (2 IP) Jackson Smeltz (1 IP) Trent Johnson (2 IP)	15 IP, 1 R	at/vs Michigan State	W, 8-2 in EL W, 2-1 (11) in C-U W, 8-3 in C-U
2020	Bo Hofstra (2 IP) Cory Brooks (5 IP) C. Tomasic (1/3 IP) A. Bohm (3 2/3 IP) Jett Jackson (5 IP) J. Smeltz (2 1/3 IP) E. Hildebrand (2/3 IP) Matt Moore (2/3 IP) T. Cheaney (1/3 IP) Trent Johnson (2 IP)	14 IP, 1 R 22 IP, 3 R	at Campbell vs Maine vs Villanova vs Duke	W, 6-4 W, 6-2 W, 7-1 L, 5-1
2023	Khal Stephen (4 IP) Aaron Suval (3 IP) J. Blackwell (6 IP)	13 IP, 1 R	at Michigan State	W, 5-4 L, 5-4
2022	Jackson Smeltz (8 IP) Kyle Wade (1 IP) Troy Wansing (2 IP)	11 IP, 0 R	Indiana	W, 17-0 L, 10-3
2022	Landon Weins (5 IP) Troy Wansing (2.1 IP) CJ Backer (2.2 IP) Nolan Daniel (1 IP)	11 IP, 0 R	Ohio State UIC	W, 7-8 L, 10-9

BIG INNING BOILERMAKERS – PROLIFIC RALLIES OF NOTE SINCE 2021

Date	Runs	Inning	Opponent	Game Result
3/05/2023	13	B-4th	vs Akron	W, 23-4
5/01/2024	11	B-3rd	DePauw	W, 15-0
3/03/2024	10	T-1st	vs Cal State Fullerton	W, 11-3
2/25/2024	10	B-5th	vs George Mason	W, 11-1
4/09/2022	10	B-8th	Indiana	W, 17-0
3/04/2023	9	B-3rd	vs Akron	W, 17-9
4/04/2023	8	B-2nd	Evansville	L, 12-10
3/04/2023	8	B-1st	vs Akron	W, 13-0
3/15/2022	8	B-4th	Dayton	W, 11-2
2/19/2022	8	B-7th	vs South Dakota St.	W, 14-3
4/16/2024	7	B-3rd	Ball State	W, 13-3
4/14/2024	7	B-6th	Michigan State	W, 21-1
3/10/2024	7	B-3rd	UALbany	W, 16-6
3/10/2024	7	B-1st	UALbany	W, 16-6
4/19/2023	7	B-3rd	Butler	W, 16-9
4/08/2023	7	T-9th	at Minnesota	W, 15-3
5/10/2022	7	B-6th	Butler	W, 11-6
3/10/2022	7	B-1st	Bellarmine	W, 8-4
2/20/2022	7	B-1st	vs South Dakota St.	W, 10-7
5/21/2021	7	T-3rd	at Minnesota	W, 12-5
3/27/2021	7	B-9th	Rutgers	W, 7-4
4/20/2024	6	B-4th	East Tennessee St.	W, 18-7
4/14/2024	6	B-8th	Michigan State	W, 21-1
3/30/2024	6	T-3rd	at Ohio State	L, 12-10
3/09/2024	6	B-1st	UALbany	W, 11-3
5/07/2024	5	T-1st	at UIC	W, 11-9
3/31/2024	5	T-3rd	at Ohio State	W, 7-1
3/16/2024	5	B-1st	Samford	W, 13-12 (10)
3/13/2024	5	B-6th	Northern Illinois	W, 11-1
3/10/2024	5	B-4th	UALbany	W, 12-1
3/10/2024	5	B-3rd	UALbany	W, 12-1
2/18/2024	5	B-6th	vs Stony Brook	W, 13-6
2/17/2024	5	B-6th	vs Stony Brook	W, 12-8

Full 4-Year Scoring Breakdown – 13: 1, 11: 1, 10: 3, 9: 1, 8: 4, 7: 9, 6: 9, 5: 18

STREAKS: CONSECUTIVE INNINGS WITHOUT ALLOWING AN EARNED RUN

Since 2017; Single-Season Only

Year	Pitcher	Consecutive IP w/o ER	App During Streak
2017	Ross Learnard	35 2/3	21
2018	Ross Learnard	24 1/3	20
2024	Luke Wagner	22	4
2017	Tanner Andrews	13 2/3	2
2024	Jordan Morales	13 1/3	3
2019	Trent Johnson	13 1/3	6
2019	Bo Hofstra	13 1/3	10
2017	Jack Dellinger	12 1/3	3
2017	Dalton Parker	12 1/3	4
2022	Landon Weins	12	5
2018	Dalton Parker	12	5

BEST 20-GAME STARTS IN PROGRAM HISTORY (SINCE 1975)

Year	After 10 Games	After 15 Games	After 20 Games	Entering B1G	Final Record
2024	7-3	11-4	15-5	15-7	20-13 as of 4/11
2022	10-0	15-0	18-2	17-1	29-21
2012	9-1	14-1	16-4	14-3	45-14
2011	8-2	11-4	13-7	16-8	37-20
2000	7-3	9-6	13-7	10-6	35-23
1993	8-2	13-2	16-4	15-2	36-22
1991	7-3	12-3	17-3	16-3	35-21
1987	5-5	8-7	12-7-1	17-9-1	36-24-1
1985	5-5	10-5	13-7	17-12	33-25

PURDUE'S LONGEST GAMES IN THE RECORD BOOK (By Inning)

Date	Opponent	Location	Innings	Time	Final Score
3/22/2014	at Southern Ill.	Carbondale, Ill.	16	4:00	L, 5-4
4/11/2004	Ohio State	Lambert Field	16	3:47	W, 5-4
3/19/2016	vs Ohio	Kokomo, Ind.	15	4:27	W, 5-4
3/20/2024	UIC	Alexander Field	14	5:03	L, 6-5
4/28/2012	Michigan State	Lambert Field	14	3:30	W, 4-3
3/05/2022	vs Longwood	Holly Springs, N.C.	13	4:45	W, 6-5
4/08/2018	at Indiana	Bloomington, Ind.	13	4:04	L, 7-5
4/25/2014	Ohio State	Alexander Field	13	2:58	W, 4-3

FASTEST TO 30 RBI (Since 2001)			
Season	Boilermaker	Date of 30th RBI	Season Total
2023	Paul Toetz	March 21	53
2024	Connor Caskenette	March 22	60 as of May 2
2024	Luke Gaffney	March 24	60 as of May 2
2022	Cam Thompson	March 25	56
2018	Jacson McGowan	March 31	59
2009	Dan Black	April 4	51
2017	Jacson McGowan	April 8	50
2012	Cameron Perkins	April 8	61
2001	Nate Sickler	April 11	54
FASTEST TO 20 RBI (Since 2001)			
Season	Boilermaker	Date of 20th RBI	Season Total
2023	Paul Toetz	March 5	53
2024	Connor Caskenette	March 10	60 as of May 2
2024	Luke Gaffney	March 10	60 as of May 2
2022	Cam Thompson	March 10	56
2018	Jacson McGowan	March 11	59
2024	Logan Sutter	March 13	37 as of May 2
2012	Cameron Perkins	March 13	61
2017	Jacson McGowan	March 18	50
2009	Dan Black	March 21	51
FASTEST TO 10 DOUBLES (Since 2001)			
Season	Boilermaker	Date of 10th Double	Season Total
2024	Logan Sutter	March 10	15 as of May 2
2012	Kevin Plawecki	March 24	20
2001	Nate Sickler	March 24	21* (Season Record)
2024	Luke Gaffney	March 29	13 as of May 2
2011	Tyler Spillner	March 29	17
2003	Simon Klink	March 29	21* (Season Record)
2010	Cameron Perkins	April 2	17
2004	Mike Coles	April 4	17
2022	Troy Viola	April 5	19

BEST STARTS AT HOME (SINCE 1975)					
Season	Home Opener	Undefeated Home Start	1st Home Loss	2nd Home Loss	Final Home Record
2024	March 9	5-0	March 15	March 17	16-10 as of 5/9
2022	March 10	6-0	March 29	April 6	13-9
2012	March 27	4-0	April 1	April 29	13-3
2011	March 22	NA	March 22	April 10	14-4
2008	March 22	6-0	March 29	April 13	18-5
2002	March 20	7-0	April 14	April 20	10-11
2000	March 22	4-0	March 26	April 15	15-6
1999	March 24	5-0	April 3	April 3	14-5
1998	March 18	8-0	April 11	April 11	9-11
1993	March 18	7-0	March 27	March 28	14-9
1992	March 16	1-0	March 16	March 28	17-11
1991	March 16	NA	March 16	March 31	17-7
1987	April 1	14-0-1	April 25	April 30	19-3-1
<i>Purdue's record for home wins is 22 by the 1982 team (22-6)</i>					

OPENED BIG TEN PLAY AT HOME (SINCE 1991)			
Year	Opponent	Series Result	Big Ten Record, Finish
2024	Iowa	Lost 2 of 3	TBD
2022	Ohio State	Won Single Game Games 2 & 3 Canceled	9-12, 7th
2016	Nebraska	Lost All 3	2-22, 13th
2015	Rutgers	Lost 2 of 3	6-17, 13th
2013	Ohio State	Lost All 3	6-18, 10th
2010	Minnesota	Lost 2 of 3	12-12, T-5th
2008	Northwestern	Won 3 of 4	21-10, 2nd
2007	Illinois	4-Game Split	11-20, 8th
2005	Penn State	4-Game Split	17-11, 2nd
2003	Penn State	Lost 3 of 4	13-18, 7th
2001	Minnesota	Lost 2 of 3	19-7, 2nd
2000	Michigan State	Won 3 of 4	17-11, T-3rd
1999	Minnesota	Lost 3 of 4	10-17, T-7th
1997	Michigan	4-Game Split	17-11, T-3rd
1996	Michigan	Lost All 4	8-19, 10th
1994	Penn State	Won 3 of 4	8-20, 10th
1993	Michigan State	Lost 3 of 4	16-12, 3rd
1992	Michigan	Lost 3 of 4	13-15, 6th
1991	Michigan State	Won 3 of 4	14-14, 6th

PURDUE'S WALK-OFF WINS...

- Since the Start of 2022: 10
- Under head coach Greg Goff: 13
- At Alexander Field: 1 in 2024, 6 Since 2021

WALK-OFF WINS UNDER GREG GOFF (Since 2020)					
Date	Opponent	Location	Score (Innings)	GW RBI	GW Run
3/16/2024	Samford	Alexander Field	13-12 (10)	Ty Gill	Jo Stevens
5/07/2023	South Dakota St.	Alexander Field	3-2 (9)	Jake Parr	Couper Cornblum
4/02/2023	Northwestern	Alexander Field	4-3 (10)	Lukas Cook	Lukas Cook
2/24/2023	NJIT	Holly Springs, NC	6-5 (9)	Jake Parr	Paul Toetz
4/26/2022	Valparaiso	Alexander Field	6-5 (10)	Troy Viola	Jack Firestone
3/20/2022	Illinois State	Alexander Field	7-6 (10)	Evan Albrecht	Troy Viola
3/06/2022	Longwood	Holly Springs, NC	6-5 (11)	Cam Thompson	Cam Thompson
3/05/2022	Longwood	Holly Springs, NC	6-5 (13)	Jake Stadler	Jake Jarvis
2/26/2022	Princeton (G2)	Holly Springs, NC	5-4 (9)	Cam Thompson	Curtis Washington
2/26/2022	Princeton (G1)	Holly Springs, NC	4-3 (9)	CJ Valdez	Curtis Washington
3/27/2021	Rutgers	Alexander Field	7-4 (9)	Mason Gavre	Ben Nisle
4/18/2021	Michigan State	Champaign, Ill.	2-1 (11)	Evan Albrecht	Ben Nisle
3/05/2021	Nebraska	Round Rock, Texas	6-5 (9)	Zac Fascia	Ben Nisle
WALK-OFF WINS AT ALEXANDER FIELD (Since 2013)					
Date	Opponent	Score (Innings)	GW RBI	GW Run	
3/16/2024	Samford	13-12 (10)	Ty Gill	Jo Stevens	
5/07/2023	South Dakota State	3-2 (9)	Jake Parr	Couper Cornblum	
4/02/2023	Northwestern	4-3 (10)	Lukas Cook	Lukas Cook	
4/26/2022	Valparaiso	6-5 (10)	Troy Viola	Jack Firestone	
3/20/2022	Illinois State	7-6 (10)	Evan Albrecht	Troy Viola	
3/27/2021	Rutgers	7-4 (9)	Mason Gavre	Ben Nisle	
3/31/2019	Penn State	2-1 (10)	Cole McKenzie	Seth Gergely	
5/06/2018	Northwestern	2-1 (12)	Alec Olund	Hayden Grant	
4/29/2018	Saint Louis	4-3 (9)	Harry Shipley	Milo Beam	
4/23/2018	Illinois	2-1 (9)	NA (E5)	Milo Beam	
5/20/2017	Cal State Northridge	1-0 (10)	Nick Dalesandro	Kyle Johnson	
4/25/2014	Ohio State	4-3 (13)	Kyle Wood	Cody Strong	
4/15/2014	Butler	5-4 (10)	Brandon Krieg	Jeff Evak	

WON OR LOST THE SERIES AFTER GAME 1 RESULT <i>Since Big Ten went to 3-Game Conference Weekends in 2009 (Excluding 4-Game Series in 2021)</i>	
Won Game 1, Lost the Series 2024 at Michigan 2024 vs. Indiana 2024 vs. Iowa 2023 at Maryland 2023 at Michigan State 2019 vs. Michigan State 2018 at Indiana 2017 at Rutgers 2017 at Iowa 2016 at Maryland 2015 vs. Rutgers 2014 vs. Ohio State 2014 at Michigan State 2014 at Illinois 2013 vs. Northwestern 2012 at Iowa 2011 vs. Illinois 2010 vs. Northwestern 2010 at Michigan 2010 vs. Minnesota	Lost Game 1, Won the Series 2023 vs. Penn State 2017 at Ohio State 2015 at Nebraska 2009 at Michigan State 2009 vs. Iowa (last rubber game win vs. Iowa)

ONE-RUN GAMES BUNCHED TOGETHER

Since Purdue Lost 4 consecutive games all in one-run fashion in April 2016

- **March 2024: 5 in a 7-Game Stretch – 1-4 in 1-Run Games, 2-5 Overall**
- April 2023: 4 in a 6-Game Stretch – 3-1 in 1-Run Games, 5-1 Overall
- March-April 2022: 4 in a 7-Game Stretch – 1-3 in 1-Run Games, 3-4 Overall
- February-March 2022: 4 in a 6-Game Stretch – 4-0 in 1-Run Games, 6-0 Overall
- April-May 2021: 4 in a 10-Game Stretch – 2-2 in 1-Run Games, 5-5 Overall
- March-April 2019: 5 in a 10-game Stretch – 2-3 in 1-Run Games, 4-6 Overall
- March 2019: 4 in a 6-Game Stretch – 2-2 in 1-Run Games, 2-4 Overall
- April-May 2017: 4 in a 7-Game Stretch – 3-1 in 1-Run Games, 5-2 Overall
- March-April 2017: 5 in a 12-Game Stretch – 4-1 in 1-Run Games, 6-6 Overall
- May 2016: 4 in an 8-Game Stretch – 1-3 in 1-Run Games, 2-6 Overall

10+ RUN INNINGS (Since 2001)				
Date	Runs	Inning	Opponent	Game Result
4/24/13	15	B-2nd	UIC	W, 20-0
3/05/23	13	B-4th	vs Akron	W, 23-4
4/11/24	12	T-6th	at Ball State	W, 15-2
3/23/08	12	B-4th	Western Illinois	W, 22-10
5/01/24	11	B-3rd	DePauw	W, 15-0
3/03/24	10	T-1st	vs Cal State Fullerton	W, 11-3
2/25/24	10	B-5th	vs George Mason	W, 11-1
4/09/22	10	B-8th	Indiana	W, 17-0
5/06/12	10	T-9th	at UCLA	W, 15-11
3/26/08	10	B-7th	Valparaiso	W, 15-0
4/15/07	10	B-1st	Indiana	W, 13-0

YEARLY HIGHS FOR RUNNERS LEFT ON BASE (Since 2001)

Date	LOB	Hits	BB + HBP	Runs	Opponent	Result
3/17/2024	15	10	14	10	Samford	L, 11-10
3/12/2023	14	9	7	1	at Ole Miss	L, 6-1
4/24/2022	17	16	8	6	Belmont	L, 8-6
4/19/2021	14	16	16	20	at Illinois	W, 20-6
3/08/2020	12	20	9	19	at WKU	W, 19-1
3/24/2019	15	11	15	9	at N'western	W, 9-7
3/10/2018	16	19	11	12	at Tulane	W, 12-8
3/10/2017	12	14	7	8	at CSUN	L, 16-8
3/22/2017	12	21	11	16	at Ball St.	W, 16-4
2/21/2016	15	13	8	5	at Georgia St.	W, 5-3
3/22/2015	12	6	8	2	Rutgers	L, 5-2
4/11/2015	12	13	3	5	at Illinois	L, 10-5
4/15/2014	13	10	10	5	Butler	W, 5-4 (10)
4/29/2014	13	13	8	8	at Illinois St.	W, 8-6
3/12/2013	13	12	9	7	at Cincinnati	W, 7-4
3/30/2013	13	11	8	5	at Penn St.	W, 5-4 (10)
5/11/2013	13	8	11	6	at Michigan	L, 10-6
3/11/2012	15	17	7	13	at Murray St.	W, 13-2
4/08/2012	15	14	8	8	at N'western	W, 8-4
3/20/2011	16	19	12	12	at Tenn. Tech	W, 12-4
3/07/2010	17	10	11	2	at Southern Ill.	L, 6-2
5/21/2009	15	15	13	12	vs Michigan St	W, 12-9
3/26/2008	13	20	6	15	Valparaiso	W, 15-0
3/13/2007	15	17	5	8	at UAB	L, 15-8
3/25/2006	14	19	6	16	Chicago St.	W, 16-6
4/09/2006	14	12	5	4	Michigan St.	W, 4-3
4/26/2006	14	17	11	13	Valparaiso	W, 13-4
4/20/2005	15	17	6	7	at Notre Dame	L, 9-7 (12)
5/12/2004	15	8	9	1	at Xavier	L, 3-1
3/16/2003	12	19	6	14	at MTSU	W, 14-3
4/02/2003	12	18	10	14	at Ball St.	L, 17-14
3/02/2002	12	10	11	7	vs UNLV	L, 11-7
3/23/2002	12	17	7	12	Miami (Ohio)	W, 12-2
4/24/2001	15	16	11	13	at Valparaiso	W, 13-6
4/29/2001	15	18	4	7	at Indiana	L, 14-7

NON-CONFERENCE WEEKEND SERIES VS. NCAA REGIONAL QUALIFIER FROM PREVIOUS YEAR (Since 2005)			
Year	Opponent	Location	Series Results
2024	Samford	Alexander Field	Split 2-2
2024	vs George Mason	Holly Springs, N.C.	Won 3 of 4
2023	at Ole Miss	Oxford, Miss.	Lost all 3
2019	at Oral Roberts	Tulsa, Okla.	Lost all 3
2019	at Texas	Austin, Texas	Lost 3 of 4
2019	at Southern Miss	Hattiesburg, Miss.	Lost all 3
2017	at Southeast Missouri St.	Cape Girardeau, Mo.	Won 2 of 3
2016	vs Ohio	Kokomo, Ind.	Lost 2 of 3
2016	at Cal	Berkeley, Calif.	Lost all 3
2014	at San Diego State	San Diego, Calif.	Lost all 4
2014	at LSU	Baton Rouge, La.	Lost all 3
2014	at Rice	Houston, Texas	Lost all 3
2012	at UCLA	Los Angeles, Calif.	Lost 2 of 3
2008	at Baylor	Waco, Texas	Lost all 3
2007	at Georgia	Athens, Ga.	Lost 2 of 3
2006	at Missouri	Columbia, Mo.	Won 2 of 3
2006	at North Carolina	Chapel Hill, N.C.	Lost 2 of 3
2005	at Texas	Austin, Texas	Lost all 3
2005	Ole Miss	Oxford, Miss.	Lost all 3
2005	Florida Atlantic	Boca Raton, Fla.	Lost 2 of 3

3-DOUBLE GAMES BY BOILERMAKERS (Since 2001)			
Date	Boilermaker	Opponent	Full Stat Line
2/17/2024	Luke Gaffney	vs Stony Brook (Sugar Land, TX)	3-for-5, 3 2B, 5 RBI, 2 R
3/04/2023	CJ Valdez	vs Akron (Holly Springs, NC)	3-for-5, 3 2B, 2 RBI, 2 R
2/15/2019	Owen Jansen	at Southern Miss	4-for-4, 3 2B, BB, RBI, R
5/11/2016	Daniel Sander	at Valparaiso	5-for-5, 3 2B, 5 RBI
4/24/2016	Brett Carlson	at Maryland	3-for-4, 3 2B, RBI, R
5/08/2011	Kevin Plawecki	at Michigan State	3-for-4, 3 2B, BB, RBI, R
2/27/2009	Nick Overmyer	at Southeast Missouri St.	3-for-4, 3 2B, 4 RBI, 2 R
3/02/2007	Spencer Ingaldson	at Western Kentucky	5-for-5, 3 2B, 2 RBI, 3 R
4/04/2004	Mike Coles	at Penn State	5-for-7, 3 2B, 5 R
5/11/2003	Ben Fritz	at Indiana	4-for-6, 3 2B, 4 RBI, 2 R
5/11/2003	Simon Klink	at Indiana	3-for-4, 3 2B, BB, RBI, 4 R
4/08/2003	John Manuel	Purdue Fort Wayne	4-for-5, 3 2B, 2 RBI, 2 R
3/30/2001	Nate Sickler	at Michigan State	3-for-3, 3 2B, 2 RBI, 3 R, SB

2024 Purdue Baseball
Overall Statistics for Purdue (as of May 05, 2024)
(Home games Sorted by Batting avg)

Record: 16-10 Home: 16-10 Away: 0-0 Big Ten: 5-4

Player	avg	gp-gs	ab	r	h	2b	3b	hr	rbi	tb	slg%	bb	hp	so	gdp	ob%	sf	sh	sb-att	po	a	e	fld%
7 GASSER, Camden	.371	25-25	70	33	26	2	0	1	19	31	.443	29	2	11	0	.559	1	8	9-9	44	68	8	.933
49 GAFFNEY, Luke	.355	24-24	93	30	33	5	3	6	37	62	.667	17	4	11	1	.470	1	0	0-0	172	13	1	.995
1 BOLTON Jr., Mike	.346	26-24	81	31	28	5	1	2	14	41	.506	17	12	20	0	.518	0	3	12-14	26	0	2	.929
35 CASKENETTE, Connor	.338	24-22	74	18	25	6	0	5	32	46	.622	9	9	9	1	.453	3	0	1-1	158	13	0	1.000
10 SUTTER, Logan	.328	25-19	67	19	22	5	0	5	21	42	.627	14	5	20	2	.471	1	0	1-1	0	0	1	.000
20 CORNBUM, Couper	.272	26-26	103	21	28	4	3	0	12	38	.369	9	2	20	1	.342	0	2	3-6	72	0	2	.973
3 STEVENS, Jo	.263	26-25	80	16	21	0	1	4	22	35	.438	15	11	15	0	.443	0	1	3-3	16	42	1	.983
44 SPENCE, Keenan	.245	20-19	53	15	13	4	0	4	15	29	.547	8	7	17	2	.406	1	0	0-0	41	2	2	.956

6 GINGERICH, Weston	.417	19-0	12	1	5	1	0	0	1	6	.500	1	1	3	0	.500	0	0	0-0	7	0	0	1.000
14 NOWIK, Breck	.381	15-5	21	7	8	0	0	1	3	11	.524	1	3	1	2	.480	0	0	0-0	33	5	1	.974
40 DOLNEY, Aaron	.300	15-2	20	4	6	3	0	1	2	12	.600	4	0	6	0	.400	1	0	0-0	43	2	0	1.000
2 GILL, Ty	.294	24-14	51	13	15	3	2	2	14	28	.549	9	0	9	0	.387	2	2	1-2	25	41	1	.985
42 BROWN, Chase	.250	11-1	8	2	2	2	0	0	4	4	.500	4	1	2	0	.538	0	0	1-1	2	3	1	.833
5 GREEN, Thomas	.244	19-12	41	6	10	1	1	1	9	16	.390	3	2	8	0	.319	1	2	2-2	21	29	2	.962
13 TAYLOR, Keenan	.234	21-13	47	8	11	6	0	2	14	23	.489	4	3	12	1	.321	2	0	0-0	5	0	0	1.000
34 MALOTT, Corbin	.200	15-0	5	6	1	1	0	0	0	2	.400	0	0	2	0	.200	0	0	3-3	0	0	0	.000
9 MELVIN, Camden	.111	9-0	9	1	1	0	0	0	0	1	.111	1	1	3	0	.273	0	0	0-0	0	0	0	.000
41 CHRISMAN, Brody	.107	18-3	28	2	3	2	0	0	2	5	.179	1	1	9	0	.167	0	0	0-0	10	0	0	1.000
Totals	.299	26	863	233	258	50	11	34	221	432	.501	146	64	178	10	.431	13	18	36-42	684	254	27	.972
Opponents	.274	26	898	131	246	48	2	17	126	349	.389	98	17	213	24	.354	6	4	13-18	640	238	38	.959

LOB - Team (233), Opp (208). DPs turned - Team (25), Opp (14). CI - Team (0), Opp (2). IBB - Team (3), DOLNEY 1, GAFFNEY 1, SPENCE 1, Opp (7). Picked off - MELVIN 1, BOLTON 1.

(Home games Sorted by Earned run avg)

Player	era	w-l	app	gs	cg	sho	sv	ip	h	r	er	bb	so	2b	3b	hr	b/avg	wp	hp	bk	sfa	sha
26 VAN ASSEN, Cole	2.83	4-0	8	6	0	0/1	0	28.2	29	11	9	9	27	5	0	3	.266	2	1	0	1	0
4 WAGNER, Luke	3.09	4-1	6	6	0	0/1	0	35.0	38	14	12	8	29	5	0	1	.288	1	0	0	1	2
37 MORALES, Jordan	5.40	3-2	6	6	0	0/0	0	31.2	43	22	19	9	33	10	1	3	.319	4	2	0	2	1

8 PRATT, Davis	2.12	0-0	11	0	0	0/0	0	17.0	18	8	4	8	18	5	0	0	.265	0	1	0	0	0
48 LOHMAN, Griffin	2.25	0-0	4	0	0	0/1	0	4.0	5	3	1	2	4	1	0	0	.333	0	1	0	0	0
18 BLACKWELL, Jonathan	2.40	1-0	4	4	0	0/0	0	15.0	16	4	4	4	16	3	0	1	.271	1	1	0	0	0
43 COOK, Avery	3.38	1-1	13	0	0	0/0	1	21.1	15	10	8	11	16	4	1	2	.190	1	4	0	0	1
28 HAYDEN, Enas	3.86	0-0	3	0	0	0/1	0	2.1	2	1	1	4	4	0	0	0	.222	0	1	0	0	0
19 DANNELLEY, Jackson	3.95	0-1	6	0	0	0/0	2	13.2	10	6	6	6	17	2	0	1	.208	3	0	0	0	0
32 BACKER, CJ	4.76	0-1	6	0	0	0/1	0	5.2	7	3	3	2	3	1	0	0	.304	1	1	0	0	0
36 DOORN, Carter	4.96	1-0	10	0	0	0/1	0	16.1	13	12	9	8	15	3	0	1	.210	0	2	0	0	0
29 IWINSKI, Kyle	6.16	1-2	6	4	0	0/0	0	19.0	25	13	13	6	14	4	0	2	.313	0	1	0	0	0
27 SUVAL, Aaron	6.43	1-1	10	0	0	0/0	1	14.0	19	14	10	12	12	4	0	1	.322	1	1	0	2	0
22 STOREY, Easton	9.00	0-0	4	0	0	0/1	0	2.0	1	2	2	3	4	0	0	0	.143	2	1	0	0	0
25 OLSON, Brayden	13.50	0-1	3	0	0	0/1	0	2.0	2	3	3	3	0	0	0	1	.222	0	0	0	0	0
11 LAMBERT, Cal	99.00	0-0	4	0	0	0/0	0	0.1	3	5	4	3	1	1	0	1	.750	0	0	1	0	0
Totals	4.22	16-10	26	26	0	2/2	4	228.0	246	131	107	98	213	48	2	17	.274	16	17	1	6	4
Opponents	8.65	10-16	26	26	1	0/0	2	213.1	258	233	205	146	178	50	11	34	.299	24	64	4	13	18

PB - Team (2), DOLNEY 2, Opp (6). Pickoffs - Team (7), WAGNER 3, BLACKWELL 1, MORALES 1, DANNELLEY 1, GAFFNEY 1, Opp (2). SBA/ATT - CASKENETTE (4-8), DOLNEY (6-6), SUVAL (3-4), WAGNER (4-4), IWINSKI (2-3), GAFFNEY (3-3), BLACKWELL (3-3), VAN ASSEN (0-2), BACKER (0-1), A-COOK (1-1).

2024 Purdue Baseball
Overall Statistics for Purdue (as of May 12, 2024)
(Last 5 Games Sorted by Batting avg)

Record: 2-3 Home: 0-1 Away: 2-2 Big Ten: 1-3

Player	avg	gp-gs	ab	r	h	2b	3b	hr	rbi	tb	slg%	bb	hp	so	gdp	ob%	sf	sh	sb-att	po	a	e	fld%
44 SPENCE, Keenan	.636	3-3	11	2	7	1	0	2	5	14	1.273	3	0	3	0	.714	0	0	0-0	4	0	0	1.000
5 GREEN, Thomas	.333	5-4	12	1	4	1	0	1	6	8	.667	0	1	2	0	.333	2	1	1-1	4	17	0	1.000
20 CORNBUM, Couper	.300	5-5	20	4	6	2	0	0	2	8	.400	0	1	4	0	.318	1	0	1-2	17	0	0	1.000
3 STEVENS, Jo	.294	5-5	17	6	5	3	0	1	4	11	.647	3	0	3	0	.400	0	1	0-0	1	11	1	.923
35 CASKENETTE, Connor	.250	5-5	20	6	5	1	0	1	3	9	.450	3	1	2	1	.375	0	0	0-0	31	3	0	1.000
7 GASSER, Camden	.200	3-3	10	1	2	1	0	0	1	3	.300	3	0	1	0	.385	0	1	0-0	2	13	0	1.000
49 GAFFNEY, Luke	.182	5-5	22	2	4	1	0	1	3	8	.364	1	1	7	0	.250	0	0	0-0	47	3	0	1.000
1 BOLTON Jr., Mike	.143	5-5	21	3	3	2	0	0	1	5	.238	3	1	7	0	.280	0	0	4-5	12	0	0	1.000

6 GINGERICH, Weston	1.000	3-0	1	0	1	0	0	0	0	1	1.000	0	0	0	0	1.000	0	0	0-0	1	0	0	1.000
40 DOLNEY, Aaron	.500	1-0	2	0	1	0	0	0	1	1	.500	0	0	0	0	.500	0	0	0-0	0	0	0	.000
13 TAYLOR, Keenan	.333	3-2	6	2	2	1	0	0	1	3	.500	1	1	1	0	.500	0	0	0-0	4	0	0	1.000
14 NOWIK, Breck	.143	2-2	7	0	1	0	0	0	0	1	.143	1	0	0	0	.250	0	1	0-0	0	0	0	.000
10 SUTTER, Logan	.111	3-3	9	1	1	0	0	0	0	1	.111	1	1	3	0	.273	0	0	0-0	0	0	0	.000
2 GILL, Ty	.111	4-3	9	2	1	0	0	1	2	4	.444	1	0	2	0	.200	0	1	1-1	6	5	0	1.000
34 MALOTT, Corbin	.000	1-0	0	1	0	0	0	0	0	0	.000	0	0	0	0	.000	0	0	0-0	0	0	0	.000
41 CHRISMAN, Brody	.000	1-0	0	0	0	0	0	0	1	0	.000	0	0	0	0	.000	1	0	0-0	0	0	0	.000
Totals	.257	5	167	31	43	13	0	7	30	77	.461	20	7	35	1	.354	4	5	7-9	130	53	2	.989
Opponents	.289	5	173	29	50	15	1	8	28	91	.526	21	1	30	1	.364	3	1	1-3	135	60	4	.980

LOB - Team (37), Opp (40). DPs turned - Team (2), Opp (1). IBB - Team (2), SPENCE 2, Opp (3).

(Last 5 Games Sorted by Earned run avg)

Player	era	w-l	app	gs	cg	sho	sv	ip	h	r	er	bb	so	2b	3b	hr	b/avg	wp	hp	bk	sfa	sha
37 MORALES, Jordan	0.00	1-0	1	1	0	0/1	0	7.2	5	0	0	4	4	1	0	0	.185	1	0	0	0	0
29 IWINSKI, Kyle	4.15	0-0	2	2	0	0/0	0	8.2	10	4	4	2	3	4	0	1	.303	0	0	0	1	0
43 COOK, Avery	6.43	0-1	4	0	0	0/1	2	7.0	5	5	5	4	6	1	0	1	.192	0	1	0	0	0

19 DANNELLEY, Jackson	0.00	0-0	1	0	0	0/0	0	1.1	0	0	0	0	2	0	0	0	.000	0	0	0	0	0
11 LAMBERT, Cal	0.00	0-0	1	0	0	0/0	0	0.2	2	0	0	0	2	0	0	0	.500	0	0	0	0	0
8 PRATT, Davis	4.50	1-0	2	0	0	0/0	0	4.0	4	2	2	0	4	1	0	2	.267	0	0	0	0	1
27 SUVAL, Aaron	5.40	0-1	2	0	0	0/0	0	3.1	3	3	2	3	2	1	0	1	.231	0	0	0	0	0
36 DOORN, Carter	10.12	0-0	2	0	0	0/0	0	2.2	3	3	3	2	2	1	0	0	.300	1	0	0	1	0
4 WAGNER, Luke	10.80	0-0	1	1	0	0/0	0	3.1	7	4	4	2	3	3	1	0	.438	0	0	0	1	0
26 VAN ASSEN, Cole	13.50	0-1	2	1	0	0/0	0	4.0	9	6	6	3	2	3	0	1	.429	1	0	0	0	0
18 BLACKWELL, Jonathan	27.00	0-0	1	0	0	0/0	0	0.2	2	2	2	1	0	0	0	2	.500	0	0	0	0	0
Totals	5.82	2-3	5	5	0	1/1	2	43.1	50	29	28	21	30	15	1	8	.289	3	1	0	3	1
Opponents	5.60	3-2	5	5	0	0/0	1	45.0	43	31	28	20	35	13	0	7	.257	7	7	0	4	5

PB - Team (1), CASKENETTE 1, Opp (1). SBA/ATT - CASKENETTE (1-3), IWINSKI (0-2), VAN ASSEN (1-1).

2024 Purdue Baseball
Overall Statistics for Purdue (as of May 12, 2024)
(Last 10 Games Sorted by Batting avg)

Record: 6-4 Home: 2-2 Away: 4-2 Big Ten: 4-4

Player	avg	gp-gs	ab	r	h	2b	3b	hr	rbi	tb	slg%	bb	hp	so	gdp	ob%	sf	sh	sb-att	po	a	e	fld%
44 SPENCE, Keenan	.480	8-7	25	4	12	1	0	3	8	22	.880	5	1	6	2	.581	0	0	0-0	17	0	1	.944
35 CASKENETTE, Connor	.395	10-10	38	14	15	3	0	5	19	33	.868	4	3	2	2	.489	0	0	0-0	54	4	0	1.000
3 STEVENS, Jo	.306	10-10	36	11	11	3	0	5	12	29	.806	4	1	3	0	.390	0	1	0-0	3	18	1	.955
1 BOLTON Jr., Mike	.306	10-10	36	11	11	4	0	1	3	18	.500	9	2	13	0	.468	0	1	6-8	17	0	1	.944
7 GASSER, Camden	.261	8-8	23	7	6	1	0	0	3	7	.304	8	1	6	0	.469	0	3	2-3	10	31	0	1.000
20 CORNBUM, Couper	.256	10-10	39	6	10	2	0	0	4	12	.308	0	2	7	1	.286	1	0	1-2	28	0	0	1.000
5 GREEN, Thomas	.250	10-7	24	3	6	1	0	1	8	10	.417	0	1	4	0	.259	2	2	1-1	7	31	1	.974
14 NOWIK, Breck	.250	7-5	20	2	5	0	0	0	0	5	.250	1	1	3	1	.318	0	1	0-0	32	2	0	1.000
49 GAFFNEY, Luke	.172	7-7	29	3	5	1	0	2	4	12	.414	1	1	7	0	.226	0	0	0-0	62	4	0	1.000

40 DOLNEY, Aaron	.750	3-0	4	0	3	1	0	0	2	4	1.000	0	0	0	0	.600	1	0	0-0	4	0	0	1.000
6 GINGERICH, Weston	.667	5-0	3	0	2	0	0	0	0	2	.667	0	0	0	0	.667	0	0	0-0	3	0	0	1.000
10 SUTTER, Logan	.353	7-5	17	3	6	0	0	1	4	9	.529	2	2	3	2	.476	0	0	0-0	0	0	0	.000
41 CHRISMAN, Brody	.200	4-1	5	0	1	0	0	0	1	1	.200	1	0	1	0	.286	1	0	0-0	3	0	0	1.000
13 TAYLOR, Keenan	.176	8-5	17	4	3	2	0	0	1	5	.294	2	2	1	0	.333	0	0	0-0	4	0	0	1.000
2 GILL, Ty	.143	8-4	14	5	2	1	0	1	2	6	.429	3	0	2	0	.294	0	1	1-1	10	9	0	1.000
34 MALOTT, Corbin	.000	4-0	2	2	0	0	0	0	0	0	.000	0	0	2	0	.000	0	0	1-1	0	0	0	.000
42 BROWN, Chase	.000	1-1	2	1	0	0	0	0	1	0	.000	2	0	0	0	.500	0	0	1-1	1	2	1	.750
Totals	.293	10	334	76	98	20	0	19	72	175	.524	42	17	60	8	.394	5	9	13-17	259	108	6	.984
Opponents	.269	10	338	53	91	26	1	14	52	161	.476	35	3	57	6	.339	4	1	2-5	258	117	11	.972

LOB - Team (74), Opp (69). DPs turned - Team (7), Opp (9). CI - Team (0), Opp (1). IBB - Team (2), SPENCE 2, Opp (3).

(Last 10 Games Sorted by Earned run avg)

Player	era	w-l	app	gs	cg	sho	sv	ip	h	r	er	bb	so	2b	3b	hr	b/avg	wp	hp	bk	sfa	sha
37 MORALES, Jordan	1.35	1-0	2	2	0	0/1	0	13.1	11	2	2	4	9	4	0	0	.224	2	0	0	0	0
29 IWINSKI, Kyle	4.05	0-0	3	3	0	0/0	0	13.1	12	6	6	5	4	4	0	2	.250	0	0	0	1	0
43 COOK, Avery	5.23	2-1	6	0	0	0/1	2	10.1	7	6	6	6	9	2	0	2	.179	0	1	0	0	0
4 WAGNER, Luke	5.52	1-1	3	3	0	0/0	0	14.2	17	9	9	5	10	5	1	1	.288	1	0	0	1	0

28 HAYDEN, Enas	0.00	0-0	1	0	0	0/1	0	1.0	0	0	0	1	2	0	0	0	.000	0	0	0	0	0
25 OLSON, Brayden	0.00	0-0	1	0	0	0/1	0	1.0	1	0	0	0	0	0	0	0	.200	0	0	0	0	0
22 STOREY, Easton	0.00	0-0	1	0	0	0/1	0	1.0	1	0	0	0	1	0	0	0	.250	0	0	0	0	0
11 LAMBERT, Cal	0.00	0-0	1	0	0	0/0	0	0.2	2	0	0	0	2	0	0	0	.500	0	0	0	0	0
48 LOHMAN, Griffin	0.00	0-0	1	0	0	0/0	0	0.2	1	0	0	0	1	0	0	0	.333	0	0	0	0	0
8 PRATT, Davis	4.91	1-0	4	0	0	0/0	0	7.1	9	7	4	1	6	3	0	3	.300	0	1	0	0	1
27 SUVAL, Aaron	5.87	0-1	4	0	0	0/0	1	7.2	7	6	5	5	5	1	0	2	.250	0	0	0	1	0
36 DOORN, Carter	7.36	0-0	3	0	0	0/1	0	3.2	3	3	3	2	2	1	0	0	.231	1	1	0	1	0
26 VAN ASSEN, Cole	7.71	1-1	3	2	0	0/1	0	7.0	10	6	6	5	4	3	0	1	.333	1	0	0	0	0
19 DANNELLEY, Jackson	12.27	0-0	3	0	0	0/0	0	3.2	5	5	5	0	2	2	0	1	.333	1	0	0	0	0
18 BLACKWELL, Jonathan	27.00	0-0	1	0	0	0/0	0	0.2	2	2	2	1	0	0	0	2	.500	0	0	0	0	0
32 BACKER, CJ	27.00	0-0	1	0	0	0/0	0	0.1	3	1	1	0	0	1	0	0	.750	0	0	0	0	0
Totals	5.00	6-4	10	10	0	2/2	3	86.1	91	53	48	35	57	26	1	14	.269	6	3	0	4	1
Opponents	7.12	4-6	10	10	0	0/0	1	86.0	98	76	68	42	60	20	0	19	.293	10	17	0	5	9

PB - Team (1), CASKENETTE 1, Opp (1). Pickoffs - Team (1), MORALES 1. SBA/ATT - CASKENETTE (2-4), IWINSKI (0-2), SUVAL (1-2), VAN ASSEN (1-1).

2024 Purdue Baseball
Overall Statistics for Purdue (as of May 10, 2024)
(Games won Sorted by Batting avg)

Record: 33-0 Home: 16-0 Away: 9-0 Neutral: 8-0 Big Ten: 13-0

Player	avg	gp-gs	ab	r	h	2b	3b	hr	rbi	tb	slg%	bb	hp	so	gdp	ob%	sf	sh	sb-att	po	a	e	fld%
49 GAFFNEY, Luke	.440	30-30	116	41	51	9	3	9	51	93	.802	15	4	16	1	.519	0	0	1-1	255	10	0	1.000
35 CASKENETTE, Connor	.390	32-29	105	37	41	8	0	10	56	79	.752	14	8	9	4	.485	3	0	1-2	196	10	0	1.000
1 BOLTON Jr., Mike	.379	30-28	95	42	36	7	1	3	19	54	.568	23	14	23	0	.553	0	3	21-24	32	0	2	.941
10 SUTTER, Logan	.373	28-22	75	23	28	10	0	6	30	56	.747	16	4	18	4	.500	1	0	4-4	3	5	2	.800
7 GASSER, Camden	.371	31-31	97	42	36	3	0	0	22	39	.402	29	3	24	0	.523	1	7	13-16	54	102	4	.975
3 STEVENS, Jo	.340	32-29	106	34	36	4	2	8	37	68	.642	12	9	16	0	.449	0	1	6-8	22	57	6	.929
44 SPENCE, Keenan	.329	27-25	82	23	27	6	0	8	25	57	.695	11	5	27	1	.430	2	0	2-2	47	1	2	.960
20 CORNBUM, Couper	.290	33-33	124	38	36	8	3	0	17	50	.403	16	2	22	2	.375	2	2	6-8	81	0	2	.976
5 GREEN, Thomas	.203	30-21	74	11	15	2	1	2	11	25	.338	7	3	18	1	.294	1	3	4-5	24	60	2	.977

14 NOWIK, Breck	.333	14-5	24	5	8	0	0	1	4	11	.458	0	4	4	2	.429	0	0	0-0	46	4	0	1.000
42 BROWN, Chase	.333	12-1	9	2	3	2	0	0	4	5	.556	4	1	2	0	.571	0	0	1-1	2	3	1	.833
2 GILL, Ty	.283	25-13	46	13	13	2	1	2	15	23	.500	11	0	8	0	.407	2	2	2-4	16	40	1	.982
13 TAYLOR, Keenan	.250	28-17	64	11	16	7	0	1	14	26	.406	10	4	9	1	.380	1	0	1-1	2	0	0	1.000
40 DOLNEY, Aaron	.227	16-5	22	4	5	2	0	1	2	10	.455	3	0	10	0	.308	1	0	0-0	45	2	0	1.000
41 CHRISMAN, Brody	.200	23-8	40	5	8	2	0	0	6	10	.250	3	2	12	0	.289	0	0	0-0	13	1	1	.933
6 GINGERICH, Weston	.182	27-0	11	1	2	0	0	0	1	2	.182	2	1	5	0	.357	0	0	0-0	13	0	0	1.000
34 MALOTT, Corbin	.167	18-0	6	5	1	1	0	0	0	2	.333	0	0	2	0	.167	0	0	2-2	0	0	0	.000
9 MELVIN, Camden	.111	11-0	9	0	1	0	0	0	0	1	.111	1	2	4	0	.333	0	0	0-0	0	0	0	.000
Totals	.329	33	1105	337	363	73	11	51	314	611	.553	177	66	229	16	.445	14	18	64-78	861	334	26	.979
Opponents	.233	33	1068	113	249	52	1	22	107	369	.346	95	19	250	34	.305	9	5	14-18	796	303	47	.959

LOB - Team (249), Opp (222). DPs turned - Team (36), Opp (20). CI - Team (0), Opp (2). IBB - Team (2), SPENCE 1, GAFFNEY 1, Opp (2). Picked off - CORNBUM 1, SUTTER 1, MELVIN 1, GASSER 1.

(Games won Sorted by Earned run avg)

Player	era	w-l	app	gs	cg	sho	sv	ip	h	r	er	bb	so	2b	3b	hr	b/avg	wp	hp	bk	sfa	sha
37 MORALES, Jordan	1.57	7-0	9	9	0	0/2	0	57.1	48	14	10	16	51	11	0	1	.226	5	2	0	2	2
4 WAGNER, Luke	4.02	7-0	9	9	0	0/2	0	47.0	54	23	21	15	39	8	1	4	.293	2	2	0	2	1

32 BACKER, CJ	0.00	0-0	5	0	0	0/1	0	5.1	3	0	0	1	4	0	0	0	.158	0	1	0	0	0
25 OLSON, Brayden	0.00	0-0	2	0	0	0/1	0	1.1	1	0	0	1	0	0	0	0	.167	0	0	0	0	0
43 COOK, Avery	1.69	2-0	13	0	0	0/1	3	21.1	9	5	4	5	22	2	0	4	.122	1	2	0	0	0
19 DANNELLEY, Jackson	1.89	0-0	7	0	0	0/2	5	19.0	5	4	4	9	18	2	0	1	.088	4	0	0	0	1
18 BLACKWELL, Jonathan	2.70	2-0	5	5	0	0/0	0	20.0	16	6	6	8	22	4	0	2	.211	1	2	0	0	0
26 VAN ASSEN, Cole	2.93	5-0	8	5	0	0/1	0	27.2	29	10	9	8	22	6	0	2	.274	2	1	0	1	0
28 HAYDEN, Enas	3.38	1-0	4	0	0	0/1	0	2.2	4	1	1	4	5	0	0	0	.333	0	1	0	0	0
8 PRATT, Davis	3.60	1-0	7	0	0	0/0	0	10.0	9	4	4	1	13	2	0	2	.237	0	1	0	0	0
27 SUVAL, Aaron	4.42	3-0	9	0	0	0/0	2	18.1	20	10	9	6	15	1	0	2	.282	1	1	0	1	1
48 LOHMAN, Griffin	4.50	0-0	5	0	0	0/1	0	4.0	5	4	2	2	3	1	0	0	.313	1	1	0	0	0
36 DOORN, Carter	4.79	3-0	10	0	0	0/1	0	20.2	15	11	11	5	18	5	0	1	.200	1	1	0	2	0
29 IWINSKI, Kyle	5.09	2-0	6	5	0	0/0	0	23.0	22	13	13	7	12	5	0	2	.256	0	3	0	1	0
11 LAMBERT, Cal	6.35	0-0	6	0	0	0/0	1	5.2	6	5	4	5	3	4	0	1	.261	1	0	1	0	0
22 STOREY, Easton	7.36	0-0	4	0	0	0/1	0	3.2	3	3	3	2	3	1	0	0	.231	0	1	0	0	0
Totals	3.17	33-0	33	33	0	5/5	11	287.0	249	113	101	95	250	52	1	22	.233	19	19	1	9	5
Opponents	10.18	0-33	33	33	0	0/0	0	265.1	363	337	300	177	229	73	11	51	.329	33	66	7	14	18

PB - Team (4), CASKENETTE 2, DOLNEY 2, Opp (7). Pickoffs - Team (7), MORALES 3, WAGNER 2, DANNELLEY 1, IWINSKI 1, Opp (4). SBA/ATT - CASKENETTE (6-9), WAGNER (7-7), DOLNEY (5-5), SUVAL (2-3), BLACKWELL (3-3), GAFFNEY (3-3), IWINSKI (1-2), DANNELLEY (0-1), HAYDEN (1-1), VAN ASSEN (0-1).

2024 Purdue Baseball
Inherited Runners/Scored Breakdown for Purdue (as of May 12, 2024)
(All games)

Opponent	Date	#43 A-cook	#26 Assen,van	#32 Backer	#18 Blackwell	#19 Dannelley	#36 Doorn	#28 Hayden	#29 Iwinski	#11 Lambert	#48 Lohman	#25 Olson	#8 Pratt	#22 Storey	#27 Suval
Stony Brook	Feb 16	2/0
Stony Brook	Feb 17	Start	1/0	3/3	0/0	2/2
Stony Brook	Feb 17	2/2	Start	3/3	0/0
Stony Brook	Feb 18	2/1	0/0	0/0
George Mason	Feb 23	1/0
George Mason	Feb 24	Start	0/0	2/2
George Mason	Feb 24	1/0	Start	0/0	0/0	0/0
George Mason	Feb 25	0/0
East Carolina	Mar 01	1/1
SE Louisiana	Mar 02	1/0
Cal State Fullerton	Mar 03	0/0	Start	2/0	0/0	1/0
Notre Dame	Mar 05	1/1	Start	0/0	0/0	0/0	2/1
UAlbany	Mar 09	0/0	0/0
UAlbany	Mar 09	1/0
UAlbany	Mar 10	0/0	0/0	Start	1/1	0/0
UAlbany	Mar 10	Start	0/0	0/0	0/0
Northern Illinois	Mar 13	0/0	Start	0/0	0/0	1/1
Samford	Mar 15	1/0	1/0
Samford	Mar 16	1/0
Samford	Mar 16	3/1	Start	2/2	1/1	2/1
Samford	Mar 17	2/2	1/0	Start	3/2	2/0	1/1
UIC	Mar 20	0/0	Start	0/0	2/0	2/0	2/2	2/1	0/0
Iowa	Mar 22	0/0	0/0
Iowa	Mar 23	2/0	2/0
Iowa	Mar 24	Start	1/0	0/0	1/1	2/1
Indiana State	Mar 26	2/0	Start	0/0	1/1	1/0
Ohio State	Mar 29	1/0
Ohio State	Mar 30	2/0	1/1
Ohio State	Mar 31	2/0	Start	3/0
Rutgers	Apr 05	0/0	2/0
Rutgers	Apr 06	1/0	2/1
Rutgers	Apr 07	Start	1/1
Indiana State	Apr 09	0/0	Start	1/0	1/0	2/0	1/1	2/1	3/3
Michigan State	Apr 12	3/0
Michigan State	Apr 13	0/0	0/0
Michigan State	Apr 14	Start	0/0	0/0	0/0
Ball State	Apr 16	0/0	Start
East Tennessee State	Apr 19	1/0	0/0
East Tennessee State	Apr 20	0/0
East Tennessee State	Apr 21	1/1	2/2	Start	0/0	3/3
Evansville	Apr 24	1/1	Start	0/0	0/0	1/0	1/0
Northwestern	Apr 26	0/0	0/0
Northwestern	Apr 27	1/0	1/1
Northwestern	Apr 28	2/0	2/0	Start	0/0
DePauw	May 01	Start	0/0	0/0	0/0	0/0
Indiana	May 03	1/0	0/0
Indiana	May 04	2/2	2/2	1/1
Indiana	May 05	0/0	Start	2/2
UIC	May 07	0/0	Start	2/0	0/0
Michigan	May 10	2/0
Michigan	May 11	0/0	1/1	1/0
Michigan	May 12	1/0	0/0	1/0	2/0	Start	0/0
Totals	132/58	22/6	4/1	4/2	0/0	18/2	18/6	3/3	0/0	9/4	5/4	7/5	11/6	3/2	28/17

2024 Purdue Baseball
Game Results for Purdue (as of May 12, 2024)
(All games)

Feb 16, 2024 at Sugar Land, Texas

Score by Innings	1	2	3	4	5	6	7	8	9	R	H	E
Stony Brook	0	0	0	0	0	0	0	0	0	0	6	1
Purdue	1	2	0	0	0	0	2	1	X	6	10	1

WP-MORALES, Jordan (1-0) Save-DANNELLEY, Jackson(1) LP-Smink, Eddie (0-1) T-2: A-332 A-332
HR PUR - CASKENETTE, Connor (1)

Feb 17, 2024 at Sugar Land, Texas

Score by Innings	1	2	3	4	5	6	7	8	9	R	H	E
Stony Brook	0	0	0	1	0	2	6	0	1	10	8	3
Purdue	0	0	0	1	1	2	3	0	1	8	10	3

WP-Stout, Ty (1-0) Save-Raab, JT(1) LP-LAMBERT, Cal (0-1) T-2:57 A-0

Feb 17, 2024 at Sugar Land, Texas

Score by Innings	1	2	3	4	5	6	7	8	9	R	H	E
Stony Brook	3	0	0	0	2	0	3	0	0	8	7	1
Purdue	2	0	0	2	3	5	0	0	X	12	10	1

WP-HAYDEN, Enas (1-0) Save-LAMBERT, Cal(1) LP-Rhein, Colin (0-1) T-2:25 A-285
HR SBU - Goforth, Evan (1)
HR PUR - SUTTER, Logan (1)

Feb 18, 2024 at Sugar Land, Texas

Score by Innings	1	2	3	4	5	6	7	8	9	R	H	E
Stony Brook	4	1	0	0	0	0	1	0	0	6	9	2
Purdue	0	2	0	3	0	5	3	0	X	13	10	1

WP-VAN ASSEN, Cole (1-0) LP-Rizzo, Nicholas (0-1) T-2:50 A-445
HR PUR - CASKENETTE, Connor (2), SPENCE, Keenan (1)

Feb 23, 2024 at Holly Springs, N.C.

Score by Innings	1	2	3	4	5	6	7	8	9	R	H	E
George Mason	3	0	0	1	0	0	0	0	0	4	6	1
Purdue	2	1	3	0	0	1	0	0	X	7	9	3

WP-MORALES, Jordan (2-0) Save-DANNELLEY, Jackson(2) LP-Nick Martins (0-2) T-2: A-455 A-455
HR MASON - James Quinn-Irons
HR PUR - GAFFNEY, Luke (1), SUTTER, Logan (2)

Feb 24, 2024 at Holly Springs, N.C.

Score by Innings	1	2	3	4	5	6	7	8	9	R	H	E
George Mason	2	2	0	4	0	2	1	0	0	11	20	0
Purdue	0	1	0	2	0	3	0	0	3	9	13	2

WP-Luke Goodyear (1-0) LP-BLACKWELL, Jonathan (0-1) T-2:52 A-0
HR MASON - Jordan Smith, Evan Blanchard

Feb 24, 2024 at Holly Springs, N.C.

Score by Innings	1	2	3	4	5	6	7	8	9	R	H	E
George Mason	1	0	2	0	0	0	1	0	1	5	13	3
Purdue	0	1	1	2	4	4	0	0	X	12	13	1

WP-IWINSKI, Kyle (1-0) LP-Logan Rumberg (0-1) T-2:46 A-540
HR PUR - GAFFNEY, Luke (2), SPENCE, Keenan (2)

2024 Purdue Baseball
Game Results for Purdue (as of May 12, 2024)
(All games)

Feb 25, 2024 at Holly Springs, N.C.

Score by Innings	1	2	3	4	5	6	7		R	H	E
George Mason	1	0	0	0	0	0	0	-	1	8	0
Purdue	0	0	1	0	10	0	X	-	11	12	0

WP-WAGNER, Luke (1-0) LP-Chad Gartland (1-2) T-2:15 A-435

HR PUR - STEVENS, Jo

Mar 01, 2024 at Greenville, N.C.

Score by Innings	1	2	3	4	5	6	7	8	9		R	H	E
Purdue	0	0	0	0	0	0	0	0	1	-	1	3	0
East Carolina	0	0	3	1	0	0	0	3	X	-	7	9	1

WP-YESAVAL, Trey (2-0) LP-MORALES, Jordan (2-1) T-1:56 A-4113

HR PUR - SUTTER, Logan (3)

HR ECU - CUNNINGHAM, C. (3), WILLIAMS, Dixon (1)

Mar 02, 2024 at Greenville, N.C.

Score by Innings	1	2	3	4	5	6	7	8	9		R	H	E
SE Louisiana	0	0	0	0	0	0	0	0	0	-	0	2	3
Purdue	0	1	1	0	1	2	0	0	X	-	5	7	1

WP-WAGNER, Luke (2-0) Save-DANNELLEY, Jackson(3) LP-Lee, Dakota (0-1) T-2:02 A-0

HR PUR - SPENCE, Keenan (3), BOLTON Jr., Mike (1)

Mar 03, 2024 at Greenville, N.C.

Score by Innings	1	2	3	4	5	6	7	8	9		R	H	E
Purdue	10	0	0	0	0	0	1	0	0	-	11	12	0
Cal State Fullerton	0	0	0	2	0	0	1	0	0	-	3	7	2

WP-SUVAL, Aaron (1-0) LP-Gurnea, Chad (0-2) T-2:54 A-0

Mar 05, 2024 at South Bend, IN

Score by Innings	1	2	3	4	5	6	7	8	9		R	H	E
Purdue	0	0	0	0	2	0	0	0	0	-	2	8	0
Notre Dame	0	0	1	2	0	4	3	1	0	-	11	13	0

WP-Matt Bedford (1-1) LP-BLACKWELL, Jonathan (0-2) T-2:52 A-675

HR ND - Estevan Moreno 3

Mar 09, 2024 at West Lafayette, Ind.

Score by Innings	1	2	3	4	5	6	7	8	9		R	H	E
UAlbany	0	0	1	0	2	0	0	0	0	-	3	11	1
Purdue	6	0	4	0	0	0	0	1	0	-	11	7	0

WP-MORALES, Jordan (3-1) LP-Matt Mariano (0-1) T-2:40 A-0

Mar 09, 2024 at West Lafayette, Ind.

Score by Innings	1	2	3	4	5	6	7	8	9		R	H	E
UAlbany	1	0	0	0	0	0	0	0	0	-	1	5	1
Purdue	0	0	2	4	0	0	0	0	X	-	6	10	1

WP-WAGNER, Luke (3-0) Save-DANNELLEY, Jackson(4) LP-Owen Birkman (0-3) T-2:30 A-1123

2024 Purdue Baseball
Game Results for Purdue (as of May 12, 2024)
(All games)

Mar 10, 2024 at West Lafayette, Ind.

Score by Innings	1	2	3	4	5	6	7	R	H	E
UALbany	0	1	0	0	1	0	4 -	6	10	2
Purdue	7	0	7	0	0	0	2 -	16	13	1
WP-IWINSKI, Kyle (2-0)	LP-Luke Boule (0-1)							T-2:46	A-0	

Mar 10, 2024 at West Lafayette, Ind.

[illegible]

Mar 13, 2024 at West Lafayette, Ind.

Score by Innings	1	2	3	4	5	6	7	8	9	R	H	E
Northern Illinois	0	0	0	1	0	0	0	0	-	1	8	1
Purdue	0	0	1	2	3	5	0	0	X-	11	16	1
WP-SUVAL, Aaron (2-0) LP-PEDERSON, Sam (0-1) T-2:58 A-1251												
HR PUR - GAFFNEY, Luke (3), SUTTER, Logan (4), CASKENETTE, Connor (3)												

Mar 15, 2024 at West Lafayette, Ind.

Score by Innings	1	2	3	4	5	6	7	8	9	R	H	E
Samford	2	1	1	1	0	0	0	0	0 -	5	15	0
Purdue	0	0	0	0	0	1	0	0	0 -	1	7	2
WP-Michael Ross (4-0) LP-MORALES, Jordan (3-2) T-2:37 A-1017												
HR SAM - Garrett Staton (6), Garrett Howe (3)												

Mar 16, 2024 at West Lafayette, Ind.

Score by Innings	1	2	3	4	5	6	7	8	9	R	H	E
Samford	1	0	0	0	0	0	0	0	0	1	6	2
Purdue	2	2	0	0	2	0	0	0	X	6	7	1

WP-WAGNER, Luke (4-0) Save-DANNELLEY, Jackson(5) LP-Brooks Rice (3-2) T-2:16 A-0
 HR PUR - CASKENETTE, Connor (4), SUTTER, Logan (5), GILL, Ty (1)

Mar 16, 2024 at West Lafayette, Ind.

Score by Innings	1	2	3	4	5	6	7	8	9	10	R	H	E	
Samford	0	0	0	2	8	0	0	2	0	0	-	12	17	4
Purdue	5	1	0	1	1	0	4	0	0	1	-	13	16	1
WP-VAN ASSEN, Cole (2-0) LP-Carson Lore (0-1) T-3:56 A-1128														
HR SAM - Lucas Steele (4), Cullen Horowicz (2)														
HR PUR - SPENCE, Keenan (4), DOLNEY, Aaron (1)														

Mar 17, 2024 at West Lafayette, Ind.

Score by Innings	1	2	3	4	5	6	7	8	9	R	H	E	
Samford	1	2	0	0	2	1	5	0	0	-	11	11	1
Purdue	0	0	3	0	3	0	0	0	4	-	10	10	0
WP-Jake Holifield (3-1) LP-OLSON, Brayden (0-1) T-3:22 A-1027													
HR SAM - Garrett Staton (7), Lucas Steele (5)													
HR PUR - GASSER, Camden (1), STEVENS, Jo (2), GILL, Ty (2)													

2024 Purdue Baseball
Game Results for Purdue (as of May 12, 2024)
(All games)

Mar 20, 2024 at West Lafayette, Ind.

Score by Innings	1	2	3	4	5	6	7	8	9	10	11	12	13	14	R	H	E	
UIC	3	0	0	1	0	0	0	0	0	0	0	0	0	2	-	6	12	4
Purdue	0	0	0	1	1	0	1	0	1	0	0	0	0	1	-	5	11	1
WP-HAWKINS, Colin (1-1) LP-BACKER, CJ (0-1) T-5:03 A-994																		
HR UIC - EWELL, Kendall (3)																		
HR PUR - CASKENETTE, Connor (5), BOLTON Jr., Mike (2)																		

Mar 22, 2024 at West Lafayette, Ind.

Score by Innings	1	2	3	4	5	6	7	8	9	R	H	E	
Iowa	0	0	0	1	0	0	0	2	0	-	3	6	4
Purdue	3	0	0	3	0	2	2	0	X	-	10	12	0
WP-MORALES, Jordan (4-2) LP-Brody Brecht (0-1) T-3:00 A-1139													
HR IOWA - Andy Nelson (3)													

Mar 23, 2024 at West Lafayette, Ind.

Score by Innings	1	2	3	4	5	6	7	8	9	R	H	E	
Iowa	2	1	0	0	0	0	1	0	0	-	4	14	0
Purdue	2	0	0	1	0	0	0	0	0	-	3	5	0

WP-Aaron Savary (2-0) Save-Ben DeTaeye(1) LP-DANNELLEY, Jackson (0-1) T-3:30 A-1323
HR PUR - GAFFNEY, Luke (4)

Mar 24, 2024 at West Lafayette, Ind.

Score by Innings	1	2	3	4	5	6	7	8	9	R	H	E	
Iowa	0	0	0	1	4	4	0	0	0	-	9	15	1
Purdue	0	0	2	0	1	0	1	2	0	-	6	4	4

WP-Jack Whitlock (2-2) Save-Jack Young(1) LP-IWINSKI, Kyle (2-1) T-3:06 A-1107
HR IOWA - Andy Nelson (4)
HR PUR - SPENCE, Keenan (5)

Mar 26, 2024 at Terre Haute, IND.

Score by Innings	1	2	3	4	5	6	7	8	9	R	H	E	
Purdue	3	0	1	1	0	1	0	1	0	-	7	9	0
Indiana State	0	1	0	0	6	0	0	1	X	-	8	12	2

WP-Spencer, Jared (4-0) Save-Gregersen, Simon(4) LP-DANNELLEY, Jackson (0-2) T A-1043 A-1043 kson
HR PUR - GAFFNEY, Luke (5)
HR INS - Stinson, Parker (8), Hicks, Connor (1), Magill, Grant (2)

Mar 29, 2024 at Columbus, Ohio

Score by Innings	1	2	3	4	5	6	7	8	9	R	H	E	
Purdue	2	0	0	0	0	0	0	0	0	-	2	6	0
Ohio State	1	1	0	3	2	0	1	0	X	-	8	15	0

WP-Beidelschies, Landon (3-4) LP-MORALES, Jordan (4-3) T-2:23 A-882
HR PUR - CASKENETTE, Connor
HR OSU - Giamarusti, Nick

Mar 30, 2024 at Columbus, Ohio

Score by Innings	1	2	3	4	5	6	7	8	9	R	H	E	
Purdue	0	1	6	1	0	1	0	1	0	-	10	14	1
Ohio State	2	1	1	3	0	0	0	2	3	-	12	14	0

WP-Morin, Jacob (2-0) LP-DANNELLEY, Jackson (0-3) T-3:26 A-717
HR PUR - TAYLOR, Keenan
HR OSU - Lipsey, Trey, Graveline, Matthew, Pettorini, Tyler

HR PUR - GREEN, Thomas (1)

2024 Purdue Baseball
Game Results for Purdue (as of May 12, 2024)
(All games)

Apr 14, 2024 at West Lafayette, Ind.

Score by Innings	1	2	3	4	5	6	7	8	9	R	H	E
------------------	---	---	---	---	---	---	---	---	---	---	---	---

Michigan State	0	0	0	0	0	0	0	1	0	-	1	8	1
----------------	---	---	---	---	---	---	---	---	---	---	---	---	---

Purdue	3	4	0	0	0	7	1	6	X	-	21	22	0
--------	---	---	---	---	---	---	---	---	---	---	----	----	---

WP-DOORN, Carter (3-0) LP-Ferazzi,Nick (0-3) T-3:10 A-1571

HR PUR - GAFFNEY, Luke (7), NOWIK, Breck (1), STEVENS, Jo (4)

Apr 16, 2024 at West Lafayette, Ind.

Score by Innings	1	2	3	4	5	6	7	R	H	E
------------------	---	---	---	---	---	---	---	---	---	---

Ball State	0	1	0	1	0	0	1	-	3	6	0
------------	---	---	---	---	---	---	---	---	---	---	---

Purdue	0	0	7	1	0	1	4	-	13	9	0
--------	---	---	---	---	---	---	---	---	----	---	---

WP-VAN ASSEN, Cole (3-0) LP-Will Jacobson (1-2) T-2:25 A-1124

HR BSU - Decker Scheffler (5), Korbin Griffin (1), Blake Bevis (8)

HR PUR - GAFFNEY, Luke (8), CASKENETTE, Connor (8)

Apr 19, 2024 at West Lafayette, Ind.

Score by Innings	1	2	3	4	5	6	7	8	9	R	H	E
------------------	---	---	---	---	---	---	---	---	---	---	---	---

East Tennessee Stat	0	1	4	4	0	0	0	0	0	-	9	12	1
---------------------	---	---	---	---	---	---	---	---	---	---	---	----	---

Purdue	0	2	0	0	2	0	0	0	3	-	7	7	2
--------	---	---	---	---	---	---	---	---	---	---	---	---	---

WP-Jace Hyde (4-3) LP-MORALES, Jordan (5-4) T-2:47 A-1364

HR ETSU - Cameron Sisneros (15)

HR PUR - GAFFNEY, Luke (10), TAYLOR, Keenan (3), SUTTER, Logan (7)

Apr 20, 2024 at West Lafayette, Ind.

Score by Innings	1	2	3	4	5	6	7	R	H	E
------------------	---	---	---	---	---	---	---	---	---	---

East Tennessee Stat	0	2	1	1	3	0	0	-	7	11	2
---------------------	---	---	---	---	---	---	---	---	---	----	---

Purdue	1	4	2	6	1	4	X	-	18	11	0
--------	---	---	---	---	---	---	---	---	----	----	---

WP-WAGNER, Luke (6-0) LP-Andrew Ronne (4-4) T-2:31 A-1139

HR ETSU - Blake Jacklin (3)

HR PUR - BOLTON Jr., Mike (3), GAFFNEY, Luke (10), TAYLOR, Keenan (3), SUTTER, Logan (7)

Apr 21, 2024 at West Lafayette, Ind.

Score by Innings	1	2	3	4	5	6	7	R	H	E
------------------	---	---	---	---	---	---	---	---	---	---

East Tennessee Stat	0	0	0	7	1	4	0	-	12	12	0
---------------------	---	---	---	---	---	---	---	---	----	----	---

Purdue	0	2	0	0	0	0	0	-	2	6	3
--------	---	---	---	---	---	---	---	---	---	---	---

WP-Michael Harpster (6-1) LP-IWINSKI, Kyle (2-2) T-2:11 A-1313

HR ETSU - Cody Miller (2)

HR PUR - SPENCE, Keenan (7)

Apr 24, 2024 at West Lafayette, Ind.

Score by Innings	1	2	3	4	5	6	7	8	9	R	H	E
------------------	---	---	---	---	---	---	---	---	---	---	---	---

Evansville	2	0	0	0	0	0	0	1	3	-	6	8	4
------------	---	---	---	---	---	---	---	---	---	---	---	---	---

Purdue	4	2	1	1	1	0	0	1	X	-	10	9	1
--------	---	---	---	---	---	---	---	---	---	---	----	---	---

WP-VAN ASSEN, Cole (4-0) LP-Kevin Reed (3-1) T-3:16 A-1099

Apr 26, 2024 at Chicago, IL

Score by Innings	1	2	3	4	5	6	7	8	9	R	H	E
------------------	---	---	---	---	---	---	---	---	---	---	---	---

Purdue	1	0	2	0	0	0	0	4	2	-	9	10	0
--------	---	---	---	---	---	---	---	---	---	---	---	----	---

Northwestern	0	0	0	2	0	0	0	1	0	-	3	6	2
--------------	---	---	---	---	---	---	---	---	---	---	---	---	---

WP-MORALES, Jordan (6-4) LP-POTTHOFF, KYLE (3-3) T-2:44 A-0

HR NU - MCELFRATRICK, OWEN

2024 Purdue Baseball
Game Results for Purdue (as of May 12, 2024)
(All games)

Apr 27, 2024 at Evanston, IL

Score by Innings	1	2	3	4	5	6	7	8	9	R	H	E
------------------	---	---	---	---	---	---	---	---	---	---	---	---

Purdue	1	1	4	0	2	0	2	0	0	-	10	14	1
--------	---	---	---	---	---	---	---	---	---	---	----	----	---

Northwestern	0	0	0	1	2	0	3	1	0	-	7	12	0
--------------	---	---	---	---	---	---	---	---	---	---	---	----	---

WP-WAGNER, Luke (7-0) LP-BENNECHE, LUKE (1-2) T-2:56 A-525

HR PUR - BOLTON Jr., Mike (4), GAFFNEY, Luke (11), CASKENETTE, Connor (9), STEVENS, Jo 2 (6), SPENCE, Keen

HR NU - KNOTT, PRESTON (6), MCELFRATRICK, OWEN (7), LIOLIOS, TRENT (7)

Apr 28, 2024 at Evanston, IL

Score by Innings	1	2	3	4	5	6	7	8	9	R	H	E
------------------	---	---	---	---	---	---	---	---	---	---	---	---

Purdue	1	0	3	0	3	0	3	0	1	-	11	12	1
--------	---	---	---	---	---	---	---	---	---	---	----	----	---

Northwestern	0	0	0	2	0	0	0	1	0	-	3	5	1
--------------	---	---	---	---	---	---	---	---	---	---	---	---	---

WP-COOK, Avery (1-1) LP-MCCLURE, MATT (3-4) T-2:26 A-567

HR PUR - CASKENETTE, Connor 2 (11), STEVENS, Jo (7)

HR NU - MARKINSON, BENNETT

May 01, 2024 at West Lafayette, Ind.

Score by Innings	1	2	3	4	5	6	7	R	H	E
------------------	---	---	---	---	---	---	---	---	---	---

DePauw	0	0	0	0	0	0	0	-	0	3	0
--------	---	---	---	---	---	---	---	---	---	---	---

Purdue	3	0	1	1	0	0	1	X	-	15	12	1
--------	---	---	---	---	---	---	---	---	---	----	----	---

WP-VAN ASSEN, Cole (5-0) LP-Charlie Hawk (2-3) T-2:14 A-2569

HR PUR - CASKENETTE, Connor (12), STEVENS, Jo (8), SUTTER, Logan (8)

May 03, 2024 at West Lafayette, Ind.

Score by Innings	1	2	3	4	5	6	7	8	9	R	H	E
------------------	---	---	---	---	---	---	---	---	---	---	---	---

Indiana	1	0	0	0	0	1	0	1	1	-	4	8	4
---------	---	---	---	---	---	---	---	---	---	---	---	---	---

Purdue	2	0	0	0	0	0	2	3	X	-	7	10	0
--------	---	---	---	---	---	---	---	---	---	---	---	----	---

WP-COOK, Avery (2-1) Save-SUVAL, Aaron(2) LP-Risedorph, Brayden (2-6) T-2:52 A-2226

HR IND - Taylor, Devin (12)

May 04, 2024 at West Lafayette, Ind.

Score by Innings	1	2	3	4	5	6	7	8	9	R	H	E
------------------	---	---	---	---	---	---	---	---	---	---	---	---

Indiana	0	0	0	0	0	0	6	0	4	-	10	13	2
---------	---	---	---	---	---	---	---	---	---	---	----	----	---

Purdue	0	0	0	1	0	0	0	0	1	-	2	7	1
--------	---	---	---	---	---	---	---	---	---	---	---	---	---

WP-Bothwell, Ty (6-2) LP-WAGNER, Luke (7-1) T-2:52 A-2619

HR IND - Mathison, Carter (12)

May 05, 2024 at West Lafayette, Ind.

Score by Innings	1	2	3	4	5	6	7	8	9	R	H	E
------------------	---	---	---	---	---	---	---	---	---	---	---	---

Indiana	0	0	0	0	0	0	1	0	4	-	5	8	0
---------	---	---	---	---	---	---	---	---	---	---	---	---	---

Purdue	1	1	0	0	0	2	0	0	0	-	4	7	1
--------	---	---	---	---	---	---	---	---	---	---	---	---	---

WP-Vogel, Jacob (1-0) LP-SUVAL, Aaron (3-1) T-2:53 A-2257

May 07, 2024 at Chicago, Ill.

Score by Innings	1	2	3	4	5	6	7	8	9	R	H	E
------------------	---	---	---	---	---	---	---	---	---	---	---	---

Purdue	5	1	0	0	0	2	1	2	0	-	11	12	1
--------	---	---	---	---	---	---	---	---	---	---	----	----	---

UIC	0	3	1	3	0	1	0	0	1	-	9	12	1
-----	---	---	---	---	---	---	---	---	---	---	---	----	---

WP-PRATT, Davis (1-0) Save-COOK, Avery(2) LP-WACHOWIAK, Presley (1-3) T-2:36 A-271

HR PUR - GAFFNEY, Luke (12), STEVENS, Jo (9), GILL, Ty (3), GREEN, Thomas (2)

HR UIC - ZIELINSKI, Zane, EWELL, Kendall

2024 Purdue Baseball
Game Results for Purdue (as of May 12, 2024)
(All games)

May 10, 2024 at Ann Arbor, Mich.

Score by Innings	1	2	3	4	5	6	7	8	9	R	H	E
Purdue	0	0	0	0	0	0	3	0	1	4	7	0
Michigan	0	0	0	0	0	0	0	0	0	0	5	0

WP-MORALES, Jordan (7-4) Save-COOK, Avery(3) LP-Kurt Barr (5-3) T-2:15 A-1326
HR PUR - SPENCE, Keenan 2 (10)

May 11, 2024 at Ann Arbor, Mich.

Score by Innings	1	2	3	4	5	6	7	8	9	R	H	E
Purdue	0	1	0	2	2	0	1	0	0	6	9	0
Michigan	1	0	0	4	0	0	1	0	1	7	12	2

WP-Jacob Denner (7-4) LP-COOK, Avery (2-2) T-2:54 A-1185
HR PUR - CASKENETTE, Connor (13)
HR MICH - Stephen Hrustich (13), Collin Priest (8)

May 12, 2024 at Ann Arbor, Mich.

Score by Innings	1	2	3	4	5	6	7	8	9	R	H	E
Purdue	0	0	2	0	0	2	0	1	1	6	8	0
Michigan	1	1	2	0	0	4	0	0	X	8	13	1

WP-Dylan Vigue (2-3) Save-Ricky Kidd(3) LP-VAN ASSEN, Cole (5-1) T-2:45 A-1190
HR MICH - Mitch Voit (10), Stephen Hrustich (14), Will Rogers (7), Kyle Dervedde (2)

2024 Purdue Baseball
Miscellaneous Stats for Purdue (as of May 12, 2024)
(All games)

Multiple Hit Games	2	3	4	5+	Total
49 GAFFNEY, Luke	13	7	2	-	22
20 CORNBUM, Couper	13	3	-	-	16
7 GASSER, Camden	13	2	-	-	15
35 CASKENETTE, Conn	11	4	-	-	15
44 SPENCE, Keenan	8	3	-	-	11
3 STEVENS, Jo	8	3	-	-	11
10 SUTTER, Logan	9	2	-	-	11
1 BOLTON Jr., Mike	5	5	-	-	10
5 GREEN, Thomas	3	1	1	-	5
13 TAYLOR, Keenan	3	1	-	-	4
2 GILL, Ty	3	1	-	-	4
40 DOLNEY, Aaron	2	1	-	-	3
14 NOWIK, Breck	2	-	-	-	2
41 CHRISMAN, Brody	1	-	-	-	1
TEAM	94	33	3	0	130

Multiple RBI Games	2	3	4	5+	Total
35 CASKENETTE, Conn	11	3	1	4	19
49 GAFFNEY, Luke	10	5	2	2	19
3 STEVENS, Jo	10	2	2	-	14
44 SPENCE, Keenan	4	5	-	-	9
10 SUTTER, Logan	2	4	2	-	8
13 TAYLOR, Keenan	4	2	1	-	7
5 GREEN, Thomas	6	-	-	-	6
7 GASSER, Camden	4	2	-	-	6
20 CORNBUM, Couper	3	2	-	-	5
2 GILL, Ty	3	1	-	-	4
41 CHRISMAN, Brody	3	-	-	-	3
1 BOLTON Jr., Mike	1	1	-	1	3
14 NOWIK, Breck	-	1	-	-	1
40 DOLNEY, Aaron	1	-	-	-	1
42 BROWN, Chase	1	-	-	-	1
TEAM	63	28	8	7	106

Hitting Streaks	Longest	Current
3 STEVENS, Jo	12	2
7 GASSER, Camden	12	1
49 GAFFNEY, Luke	10	-
1 BOLTON Jr., Mike	9	-
35 CASKENETTE, Conn	9	2
10 SUTTER, Logan	9	-
20 CORNBUM, Couper	7	7
44 SPENCE, Keenan	6	6
13 TAYLOR, Keenan	4	-
5 GREEN, Thomas	3	-
2 GILL, Ty	3	-
41 CHRISMAN, Brody	2	-
14 NOWIK, Breck	2	-
42 BROWN, Chase	2	-
40 DOLNEY, Aaron	2	2
6 GINGERICH, Weston	2	2
34 MALOTT, Corbin	1	-
9 MELVIN, Camden	1	-

Reached Base Streaks	Longest	Current
1 BOLTON Jr., Mike	31	31
3 STEVENS, Jo	26	6
7 GASSER, Camden	24	4
49 GAFFNEY, Luke	17	5
10 SUTTER, Logan	17	-
35 CASKENETTE, Conn	13	2
44 SPENCE, Keenan	11	6
20 CORNBUM, Couper	10	9
5 GREEN, Thomas	7	-
13 TAYLOR, Keenan	6	-
2 GILL, Ty	5	-
40 DOLNEY, Aaron	5	5
41 CHRISMAN, Brody	3	-
6 GINGERICH, Weston	3	3
9 MELVIN, Camden	3	-
42 BROWN, Chase	3	3
14 NOWIK, Breck	2	2
34 MALOTT, Corbin	1	-

2024 Purdue Baseball
Miscellaneous Stats for Purdue (as of May 12, 2024)
(All games)

Starting Lineup By Position
(Team W-L record when starter)

PITCHER:		
4 WAGNER, Luke	13	(9-4)
37 MORALES, Jordan	13	(9-4)
18 BLACKWELL, Jona	9	(5-4)
29 IWINSKI, Kyle	9	(5-4)
26 VAN ASSEN, Cole	8	(5-3)
CATCHER:		
35 CASKENETTE, Con	44	(29-15)
40 DOLNEY, Aaron	6	(3-3)
49 GAFFNEY, Luke	2	(1-1)
FIRST BASE:		
49 GAFFNEY, Luke	45	(29-16)
14 NOWIK, Breck	6	(4-2)
10 SUTTER, Logan	1	(0-1)
SECOND BASE:		
5 GREEN, Thomas	26	(19-7)
2 GILL, Ty	25	(13-12)
42 BROWN, Chase	1	(1-0)
THIRD BASE:		
3 STEVENS, Jo	46	(29-17)
10 SUTTER, Logan	6	(4-2)
SHORTSTOP:		
7 GASSER, Camden	48	(31-17)
5 GREEN, Thomas	4	(2-2)
LEFT FIELD:		
1 BOLTON Jr., Mike	44	(28-16)
41 CHRISMAN, Brody	6	(4-2)
13 TAYLOR, Keenan	2	(1-1)
CENTER FIELD:		
20 CORNBUM, Coup	52	(33-19)
RIGHT FIELD:		
44 SPENCE, Keenan	42	(25-17)
13 TAYLOR, Keenan	6	(4-2)
41 CHRISMAN, Brody	4	(4-0)
DESIGNATED HITTER:		
10 SUTTER, Logan	30	(18-12)
13 TAYLOR, Keenan	15	(12-3)
40 DOLNEY, Aaron	2	(2-0)
35 CASKENETTE, Con	2	(0-2)
14 NOWIK, Breck	2	(1-1)
49 GAFFNEY, Luke	1	(0-1)

Starting Lineup By Lineup Spot
(Team W-L record when starter)

LEADOFF:		
1 BOLTON Jr., Mike	39	(24-15)
20 CORNBUM, Coup	12	(8-4)
7 GASSER, Camden	1	(1-0)
2ND SPOT:		
7 GASSER, Camden	29	(18-11)
20 CORNBUM, Coup	20	(13-7)
41 CHRISMAN, Brody	1	(0-1)
2 GILL, Ty	1	(1-0)
3 STEVENS, Jo	1	(1-0)
3RD SPOT:		
49 GAFFNEY, Luke	39	(24-15)
35 CASKENETTE, Con	13	(9-4)
CLEANUP:		
35 CASKENETTE, Con	25	(15-10)
10 SUTTER, Logan	13	(8-5)
49 GAFFNEY, Luke	9	(6-3)
3 STEVENS, Jo	3	(3-0)
44 SPENCE, Keenan	1	(0-1)
13 TAYLOR, Keenan	1	(1-0)
5TH SPOT:		
10 SUTTER, Logan	18	(11-7)
13 TAYLOR, Keenan	14	(11-3)
3 STEVENS, Jo	10	(5-5)
35 CASKENETTE, Con	8	(5-3)
40 DOLNEY, Aaron	2	(1-1)
6TH SPOT:		
3 STEVENS, Jo	17	(10-7)
44 SPENCE, Keenan	11	(7-4)
13 TAYLOR, Keenan	6	(5-1)
14 NOWIK, Breck	6	(3-3)
20 CORNBUM, Coup	5	(2-3)
40 DOLNEY, Aaron	3	(2-1)
5 GREEN, Thomas	2	(2-0)
41 CHRISMAN, Brody	2	(2-0)
7TH SPOT:		
44 SPENCE, Keenan	25	(15-10)
3 STEVENS, Jo	6	(4-2)
10 SUTTER, Logan	5	(2-3)
41 CHRISMAN, Brody	4	(3-1)
2 GILL, Ty	4	(4-0)
20 CORNBUM, Coup	3	(2-1)
40 DOLNEY, Aaron	2	(1-1)
14 NOWIK, Breck	2	(2-0)
13 TAYLOR, Keenan	1	(0-1)
8TH SPOT:		
5 GREEN, Thomas	20	(13-7)
2 GILL, Ty	14	(5-9)
3 STEVENS, Jo	7	(5-2)
20 CORNBUM, Coup	4	(4-0)
44 SPENCE, Keenan	3	(3-0)
41 CHRISMAN, Brody	2	(2-0)
10 SUTTER, Logan	1	(1-0)
13 TAYLOR, Keenan	1	(0-1)
9TH SPOT:		
7 GASSER, Camden	18	(12-6)
20 CORNBUM, Coup	8	(4-4)
5 GREEN, Thomas	8	(6-2)
2 GILL, Ty	6	(3-3)
1 BOLTON Jr., Mike	5	(4-1)
44 SPENCE, Keenan	2	(0-2)
3 STEVENS, Jo	2	(1-1)
42 BROWN, Chase	1	(1-0)
40 DOLNEY, Aaron	1	(1-0)
41 CHRISMAN, Brody	1	(1-0)

STARTERS SUMMARY

[illegible]

2024 Purdue Baseball
Games Summary for Purdue (as of May 12, 2024)
(All games)

Score by innings	1	2	3	4	5	6	7	8	9	EX	Total
Purdue	72	35	83	42	51	55	40	24	25	4	431
Opponents	35	20	18	54	34	24	41	22	25	2	275

Record when ...											
Overall	33-19							After 6 leading		28-4	
Conference	13-8						 trailing		1-11	
Non-Conference	20-11						 tied		4-4	
Home games	16-10							After 7 leading		26-2	
Away games	9-7						 trailing		1-14	
Neutral site	8-2						 tied		0-2	
Day games	24-16							After 8 leading		25-2	
Night games	9-3						 trailing		1-15	
vs Left starter	8-4						 tied		1-1	
vs Right starter	25-15										
1-Run games	1-6							Hit 0 home runs		11-8	
2-Run games	4-5							... 1 home run		6-8	
5+Run games	22-6							... 2+ home runs		16-3	
Extra innings	2-1										
Shutouts	5-0							Opponent 0 home runs		19-4	
							 1 home run		8-6	
Scoring 0-2 runs	0-6						 2+ HRs		6-9	
..... 3-5 runs	4-4										
..... 6-9 runs	9-7							Made 0 errors		11-8	
..... 10+ runs	20-2						 1 error		19-4	
							 2+ errors		3-7	
Opponent 0-2 runs	13-0										
..... 3-5 runs	11-3							Opp. made 0 errors		8-8	
..... 6-9 runs	8-9						 1 error		13-5	
..... 10+ runs	1-7						 2+ errors		12-6	
Scored in 1st inning	20-4							Out-hit opponent		26-1	
Opp. scored in 1st	10-9							Out-hit by opponent		3-17	
Scores first	21-7							Hits are tied		4-1	
Opp. scores first	12-12										

Record when team scores:											
Runs	0	1	2	3	4	5	6	7	8	9	10+
W-L	0-0	0-2	0-4	0-2	1-1	3-1	3-3	4-2	1-1	1-1	20-2

Record when opponent scores:											
Runs	0	1	2	3	4	5	6	7	8	9	10+
W-L	5-0	7-0	1-0	8-0	2-1	1-2	4-1	2-2	1-3	1-3	1-7

Record when leading after:											
Inn.	1	2	3	4	5	6	7	8			
W-L	18-3	20-5	26-6	27-5	27-5	28-4	26-2	25-2			

Record when trailing after:											
Inn.	1	2	3	4	5	6	7	8			
W-L	7-7	6-7	3-8	2-11	2-11	1-11	1-14	1-15			

Record when tied after:											
Inn.	1	2	3	4	5	6	7	8			
W-L	8-9	7-7	4-5	4-3	4-3	4-4	0-2	1-1			

Current losing streak: 2
Longest winning streak: 6
Longest losing streak: 5

Home attendance : 32672 (23 dates avg = 1420)
Away attendance : 17385 (24 dates avg = 724)
Total attendance: 50057 (47 dates avg = 1065)

2024 Purdue Baseball
Team Game-by-Game for Purdue (as of May 12, 2024)
Batting (All games)

Date	Opponent	ab	r	h	rbi	2b	3b	hr	tb	bb	ibb	sb	cs	hbp	sac	sf	gdp	k	po	a	e	lob	avg
Feb 16	vs Stony Brook	32	6	10	5	2	0	1	15	4	0	2	0	0	0	2	1	6	27	13	1	8	.312
Feb 17	vs Stony Brook	39	8	10	7	6	0	0	16	3	0	0	0	2	1	0	0	5	27	10	3	10	.282
Feb 17	vs Stony Brook	33	12	10	9	6	0	1	19	6	0	2	1	4	0	0	0	7	27	14	1	7	.288
Feb 18	vs Stony Brook	34	13	10	10	3	0	2	19	7	0	3	0	3	0	0	0	7	27	14	1	7	.290
Feb 23	vs George Mason	34	7	9	7	1	0	2	16	3	0	3	0	0	0	0	0	9	27	9	3	6	.285
Feb 24	vs George Mason	37	9	13	9	4	0	0	17	3	0	0	0	3	1	0	0	10	27	15	2	8	.297
Feb 24	vs George Mason	37	12	13	12	2	0	2	21	0	0	2	0	5	0	1	0	13	27	8	1	7	.305
Feb 25	vs George Mason	27	11	12	10	2	0	1	17	8	0	1	1	0	1	0	0	6	21	9	0	7	.319
Mar 01	at East Carolina	31	1	3	1	1	0	1	7	2	0	0	0	0	0	0	0	12	24	11	0	5	.296
Mar 02	vs SE Louisiana	31	5	7	5	1	0	2	14	4	0	1	0	1	0	0	0	5	27	10	1	7	.290
Mar 03	vs Cal State Fullerton	37	11	12	10	4	0	0	16	7	0	4	1	0	0	0	0	7	27	9	0	6	.293
Mar 05	at Notre Dame	32	2	8	2	2	0	0	10	5	0	2	0	2	0	0	2	7	24	9	0	10	.290
Mar 09	UALBANY	30	11	7	10	2	0	0	9	6	0	6	0	3	0	1	0	8	27	11	0	5	.286
Mar 09	UALBANY	34	6	10	6	3	1	0	15	3	0	2	0	1	0	0	0	7	27	12	1	8	.286
Mar 10	UALBANY	32	16	13	14	3	1	0	18	8	0	2	0	6	0	1	0	7	21	12	1	12	.294
Mar 10	UALBANY	25	12	12	11	1	3	0	19	4	0	3	0	3	0	2	1	2	21	4	1	4	.303
Mar 13	NORTHERN ILLINOIS	40	11	16	10	4	1	3	31	4	0	1	0	1	0	1	0	6	27	6	1	11	.310
Mar 15	SAMFORD	33	1	7	1	1	0	0	8	1	0	0	1	1	0	0	0	6	27	4	2	7	.304
Mar 16	SAMFORD	28	6	7	6	1	0	3	17	5	0	0	2	1	0	1	1	4	27	14	1	5	.302
Mar 16	SAMFORD	43	13	16	13	5	0	2	27	6	1	1	0	0	2	2	0	10	30	4	1	11	.306
Mar 17	SAMFORD	38	10	10	10	2	0	3	21	10	1	1	0	4	0	0	0	13	27	11	0	15	.304
Mar 20	UIC	48	5	11	5	1	0	2	18	7	0	0	1	1	3	1	1	10	42	18	1	13	.299
*Mar 22	IOWA	37	10	12	8	2	0	0	14	6	0	3	0	2	0	0	0	9	27	6	0	11	.301
*Mar 23	IOWA	30	3	5	3	0	1	1	10	6	0	2	0	2	1	0	1	7	27	10	0	9	.296
*Mar 24	IOWA	30	6	4	6	2	0	1	9	7	0	0	0	2	2	0	0	9	27	16	4	8	.290
Mar 26	at Indiana State	32	7	9	7	4	0	1	16	6	0	1	1	2	0	1	1	9	24	2	0	7	.290
*Mar 29	at Ohio State	31	2	6	2	1	0	1	10	3	0	2	0	2	0	0	1	9	24	8	0	7	.286
*Mar 30	at Ohio State	38	10	14	9	5	0	1	22	8	0	1	1	2	1	0	1	5	26	8	1	12	.290
*Mar 31	at Ohio State	34	7	10	6	1	1	1	16	11	0	2	2	0	0	0	1	8	27	3	0	11	.290
*Apr 05	at Rutgers	33	5	6	5	0	0	0	6	8	0	1	2	1	2	0	0	10	30	12	1	9	.286
*Apr 06	at Rutgers	38	8	13	8	2	0	1	18	4	0	0	0	0	1	0	1	11	27	15	2	8	.288
*Apr 07	at Rutgers	32	5	7	5	2	0	0	9	5	0	2	1	1	0	0	1	7	27	11	1	6	.286
Apr 09	INDIANA STATE	31	3	5	3	0	0	0	5	6	0	0	0	1	1	1	0	10	27	8	2	10	.283
*Apr 12	MICHIGAN STATE	31	7	9	7	3	0	2	18	2	0	0	0	3	1	0	1	4	27	4	2	6	.283
*Apr 13	MICHIGAN STATE	37	14	14	14	3	0	1	20	8	0	1	0	2	1	0	0	9	27	15	1	10	.286
*Apr 14	MICHIGAN STATE	44	21	22	21	4	0	3	35	5	0	2	0	6	1	0	0	5	27	13	0	11	.294
Apr 16	BALL STATE	26	13	9	13	1	0	2	16	11	0	1	1	3	0	0	0	5	21	6	0	8	.295
Apr 19	EAST TENNESSEE ST	35	7	7	5	1	0	3	17	4	0	2	0	4	0	0	0	4	27	7	2	9	.292
Apr 20	EAST TENNESSEE ST	26	18	11	18	1	2	4	28	7	0	0	0	4	2	0	1	5	21	11	0	3	.295
Apr 21	EAST TENNESSEE ST	27	2	6	2	1	0	1	10	2	0	2	0	0	0	0	0	8	21	12	3	6	.293
Apr 24	EVANSVILLE	33	10	9	9	3	2	0	16	7	1	3	0	5	1	1	0	8	27	13	1	14	.293
*Apr 26	at Northwestern	35	9	10	8	0	0	0	10	3	0	5	1	3	1	0	1	6	27	10	0	6	.293
*Apr 27	at Northwestern	40	10	14	10	1	0	6	33	1	0	0	0	3	0	0	1	9	27	14	1	7	.294
*Apr 28	at Northwestern	34	11	12	10	2	0	3	23	4	0	2	1	1	2	0	2	2	27	16	1	3	.296
May 01	DEPAUW	27	15	12	15	3	0	3	24	9	0	1	0	4	0	1	2	4	21	11	1	8	.298
*May 03	INDIANA	32	7	10	5	1	0	0	11	5	0	2	1	0	2	0	1	6	27	3	0	9	.298
*May 04	INDIANA	34	2	7	2	0	0	0	7	3	0	1	0	2	0	0	1	4	27	11	1	10	.296
*May 05	INDIANA	32	4	7	4	2	0	0	9	4	0	0	0	3	1	1	0	8	27	12	1	10	.295
May 07	at UIC	37	11	12	10	2	0	4	26	2	0	5	0	0	0	1	1	7	27	8	1	2	.296
*May 10	at Michigan	32	4	7	4	2	0	2	15	4	0	1	0	0	1	0	0	10	27	14	0	6	.294
*May 11	at Michigan	33	6	9	6	5	0	1	17	7	2	1	1	1	2	1	0	4	25	11	0	11	.294
*May 12	at Michigan	33	6	8	6	2	0	0	10	3	0	0	1	3	1	1	0	6	24	8	0	8	.293
Totals		1749	431	512	404	113	12	67	850	267	5	79	20	103	32	20	24	375	1365	525	48	424	.293

2024 Purdue Baseball
Team Game-by-Game for Purdue (as of May 12, 2024)
Pitching (All games)

Date	Opponent	ip	h	r	er	bb	so	2b	3b	hr	wp	bk	hbp	dp	ibb	score	w-l	sv	era
Feb 16	vs Stony Brook	9.0	6	0	0	2	7	2	0	0	1	0	0	0	0	6-0	1-0	1	0.00
Feb 17	vs Stony Brook	9.0	8	10	.6	6	10	1	2	0	0	0	3	1	1	8-10	1-1	1	3.00
Feb 17	vs Stony Brook	9.0	7	8	8	4	2	2	0	1	0	0	3	0	0	12-8	2-1	2	4.67
Feb 18	vs Stony Brook	9.0	9	6	5	2	4	2	0	0	0	0	3	1	0	13-6	3-1	2	4.75
Feb 23	vs George Mason	9.0	6	4	0	3	12	0	0	1	1	0	0	1	0	7-4	4-1	3	3.80
Feb 24	vs George Mason	9.0	20	11	11	1	4	3	1	2	2	0	0	1	0	9-11	4-2	3	5.00
Feb 24	vs George Mason	9.0	13	5	5	2	8	4	0	0	2	0	1	0	0	12-5	5-2	3	5.00
Feb 25	vs George Mason	7.0	8	1	1	2	7	0	1	0	1	0	0	2	0	11-1	6-2	3	4.63
Mar 01	at East Carolina	8.0	9	7	7	0	3	2	0	2	0	0	1	1	0	1-7	6-3	3	4.96
Mar 02	vs SE Louisiana	9.0	2	0	0	2	7	0	0	0	0	0	0	1	0	5-0	7-3	4	4.45
Mar 03	vs Cal State Fullerton	9.0	7	3	3	2	7	3	0	0	0	0	0	2	0	11-3	8-3	4	4.31
Mar 05	at Notre Dame	8.0	13	11	11	2	8	2	2	3	0	0	1	3	0	2-11	8-4	4	4.93
Mar 09	UALBANY	9.0	11	3	3	5	9	0	0	0	2	0	1	4	0	11-3	9-4	4	4.78
Mar 09	UALBANY	9.0	5	1	0	3	14	1	0	0	1	0	0	2	0	6-1	10-4	5	4.43
Mar 10	UALBANY	7.0	10	6	3	4	6	1	0	0	0	1	2	1	0	16-6	11-4	5	4.40
Mar 10	UALBANY	7.0	5	1	1	1	14	2	0	0	1	0	0	0	0	12-1	12-4	5	4.24
Mar 13	NORTHERN ILLINOIS	9.0	8	1	1	2	9	1	0	0	0	0	0	1	0	11-1	13-4	5	4.03
Mar 15	SAMFORD	9.0	15	5	4	4	11	1	0	2	0	0	1	1	1	1-5	13-5	5	4.03
Mar 16	SAMFORD	9.0	6	1	0	3	9	0	0	0	1	0	0	2	0	6-1	14-5	6	3.81
Mar 16	SAMFORD	10.0	17	12	11	7	15	4	0	2	1	0	1	0	1	13-12	15-5	6	4.16
Mar 17	SAMFORD	9.0	11	11	11	7	8	2	1	2	0	0	2	1	0	10-11	15-6	6	4.50
Mar 20	UIC	14.0	12	6	6	14	15	3	0	1	1	0	1	1	3	5-6	15-7	6	4.45
*Mar 22	IOWA	9.0	6	3	3	2	10	2	0	1	0	0	1	1	0	10-3	16-7	6	4.39
*Mar 23	IOWA	9.0	14	4	4	5	8	1	0	0	2	0	0	1	0	3-4	16-8	6	4.37
*Mar 24	IOWA	9.0	15	9	8	2	4	4	0	1	0	0	1	2	0	6-9	16-9	6	4.52
Mar 26	at Indiana State	8.0	12	8	8	6	9	1	0	3	3	0	3	0	1	7-8	16-10	6	4.68
*Mar 29	at Ohio State	8.0	15	8	8	5	9	4	0	1	0	0	0	1	0	2-8	16-11	6	4.82
*Mar 30	at Ohio State	8.2	14	12	12	3	4	3	3	3	2	0	4	1	0	10-12	16-12	6	5.09
*Mar 31	at Ohio State	9.0	3	1	1	5	11	2	0	0	0	0	0	0	0	7-1	17-12	6	4.94
*Apr 05	at Rutgers	10.0	7	3	3	3	7	1	0	1	0	0	1	1	1	5-3	18-12	6	4.86
*Apr 06	at Rutgers	9.0	10	6	5	4	4	0	0	2	0	0	0	3	0	8-6	19-12	6	4.86
*Apr 07	at Rutgers	9.0	7	3	3	1	3	1	0	2	0	0	3	1	0	5-3	20-12	7	4.81
Apr 09	INDIANA STATE	9.0	10	9	7	5	8	3	0	0	2	0	2	0	1	3-9	20-13	7	4.87
*Apr 12	MICHIGAN STATE	9.0	7	2	2	2	7	2	0	0	1	0	1	0	0	7-2	21-13	8	4.79
*Apr 13	MICHIGAN STATE	9.0	5	0	0	1	5	1	0	0	0	0	0	2	0	14-0	22-13	8	4.65
*Apr 14	MICHIGAN STATE	9.0	8	1	1	2	7	2	0	0	0	0	0	3	0	21-1	23-13	8	4.55
Apr 16	BALL STATE	7.0	6	3	3	1	5	0	0	3	1	0	0	0	0	13-3	24-13	8	4.53
Apr 19	EAST TENNESSEE ST	9.0	12	9	7	4	7	4	1	1	0	0	0	0	1	7-9	24-14	8	4.60
Apr 20	EAST TENNESSEE ST	7.0	11	7	7	3	7	2	0	1	0	0	0	1	0	18-7	25-14	8	4.69
Apr 21	EAST TENNESSEE ST	7.0	12	12	5	6	3	2	0	1	1	0	0	0	0	2-12	25-15	8	4.72
Apr 24	EVANSVILLE	9.0	8	6	6	4	10	2	0	0	1	0	1	0	0	10-6	26-15	8	4.75
*Apr 26	at Northwestern	9.0	6	3	3	3	9	2	0	1	0	0	0	1	0	9-3	27-15	8	4.71
*Apr 27	at Northwestern	9.0	12	7	7	3	6	2	0	3	1	0	0	1	0	10-7	28-15	8	4.77
*Apr 28	at Northwestern	9.0	5	3	3	5	4	2	0	1	1	0	0	2	0	11-3	29-15	8	4.72
May 01	DEPAUW	7.0	3	0	0	3	5	0	0	0	0	0	1	1	0	15-0	30-15	8	4.64
*May 03	INDIANA	9.0	8	4	4	2	7	3	0	1	1	0	0	0	0	7-4	31-15	9	4.63
*May 04	INDIANA	9.0	13	10	.6	1	5	4	0	1	0	0	1	1	0	2-10	31-16	9	4.66
*May 05	INDIANA	9.0	8	5	4	5	5	1	0	0	0	0	1	0	0	4-5	31-17	9	4.64
May 07	at UIC	9.0	12	9	9	3	9	5	0	2	1	0	0	1	0	11-9	32-17	10	4.73
*May 10	at Michigan	9.0	5	0	0	4	4	1	0	0	1	0	0	1	0	4-0	33-17	11	4.64
*May 11	at Michigan	8.1	12	7	7	5	6	5	1	2	0	0	0	0	1	6-7	33-18	11	4.69
*May 12	at Michigan	8.0	13	8	8	4	6	3	0	4	1	0	0	0	2	6-8	33-19	11	4.77
Totals		455.0	487	275	241	180	383	101	12	51	33	1	40	51	13	431-275	33-19	11	4.77

2024 Purdue Baseball
Season Game Highs for Purdue (as of May 12, 2024)
(All games)

TEAM GAME HIGHS

Batting

At bats:	48	-	vs UIC (Mar 20, 2024)
Runs scored:	21	-	vs Michigan State (Apr 14, 2024)
Hits:	22	-	vs Michigan State (Apr 14, 2024)
RBI's:	21	-	vs Michigan State (Apr 14, 2024)
Doubles:	6	-	vs Stony Brook (Feb 17, 2024 at Sugar Land, Texas)
	6	-	vs Stony Brook (Feb 17, 2024 at Sugar Land, Texas)
Triples:	3	-	vs UAlbany (Mar 10, 2024)
Home runs:	6	-	at Northwestern (Apr 27, 2024)
Total bases:	35	-	vs Michigan State (Apr 14, 2024)
Walks:	11	-	at Ohio State (Mar 31, 2024)
	11	-	vs Ball State (Apr 16, 2024)
Strikeouts:	13	-	vs George Mason (Feb 24, 2024 at Holly Springs, N.C.)
	13	-	vs Samford (Mar 17, 2024)
Sac hits:	3	-	vs UIC (Mar 20, 2024)
Sac flies:	2	-	vs Stony Brook (Feb 16, 2024 at Sugar Land, Texas)
	2	-	vs UAlbany (Mar 10, 2024)
	2	-	vs Samford (Mar 16, 2024)
Stolen bases:	6	-	vs UAlbany (Mar 09, 2024)
Hit by pitch:	6	-	vs UAlbany (Mar 10, 2024)
	6	-	vs Michigan State (Apr 14, 2024)
Caught stealing:	2	-	vs Samford (Mar 16, 2024)
	2	-	at Ohio State (Mar 31, 2024)
	2	-	at Rutgers (Apr 05, 2024)
Runners LOB:	15	-	vs Samford (Mar 17, 2024)
Hit into DP:	3	-	at Northwestern (Apr 28, 2024)

Fielding

Putouts:	42	-	vs UIC (Mar 20, 2024)
Assists:	18	-	vs UIC (Mar 20, 2024)
Errors:	4	-	vs Iowa (Mar 24, 2024)
Passed balls:	1	-	(7 times)
DPs turned:	4	-	vs UAlbany (Mar 09, 2024)

Pitching

Innings pitched:	14.0	-	vs UIC (Mar 20, 2024)
Runs allowed:	12	-	vs Samford (Mar 16, 2024)
	12	-	at Ohio State (Mar 30, 2024)
	12	-	vs East Tennessee State (Apr 21, 2024)
Earned runs:	12	-	at Ohio State (Mar 30, 2024)
Walks allowed:	14	-	vs UIC (Mar 20, 2024)
Strikeouts:	15	-	vs Samford (Mar 16, 2024)
	15	-	vs UIC (Mar 20, 2024)
Hits allowed:	20	-	vs George Mason (Feb 24, 2024 at Holly Springs, N.C.)
Doubles allowed:	5	-	at UIC (May 07, 2024)
	5	-	at Michigan (May 11, 2024)
Triples allowed:	3	-	at Ohio State (Mar 30, 2024)
Homers allowed:	4	-	at Michigan (May 12, 2024)
Wild pitches:	3	-	at Indiana State (Mar 26, 2024)

2024 Purdue Baseball
Season Game Highs for Purdue (as of May 12, 2024)
(All games)

INDIVIDUAL GAME HIGHS

Batting

At bats:	7	-	CASKENETTE, Connor vs UIC (Mar 20, 2024)
Runs scored:	4	-	(7 times)
Hits:	4	-	GAFFNEY, Luke vs Stony Brook (Feb 17, 2024 at Sugar Land, Texas)
	4	-	GREEN, Thomas vs Michigan State (Apr 14, 2024)
	4	-	GAFFNEY, Luke at Northwestern (Apr 26, 2024)
RBI's:	7	-	CASKENETTE, Connor vs Ball State (Apr 16, 2024)
	7	-	CASKENETTE, Connor at Northwestern (Apr 28, 2024)
Doubles:	3	-	GAFFNEY, Luke vs Stony Brook (Feb 17, 2024 at Sugar Land, Texas)
Triples:	1	-	(12 times)
Home runs:	2	-	STEVENS, Jo at Northwestern (Apr 27, 2024)
	2	-	CASKENETTE, Connor at Northwestern (Apr 28, 2024)
	2	-	SPENCE, Keenan at Michigan (May 10, 2024)
Total bases:	9	-	STEVENS, Jo at Northwestern (Apr 27, 2024)
	9	-	CASKENETTE, Connor at Northwestern (Apr 28, 2024)
	9	-	SPENCE, Keenan at Michigan (May 10, 2024)
Walks:	4	-	CASKENETTE, Connor at Ohio State (Mar 31, 2024)
Strikeouts:	3	-	(10 times)
Sac hits:	2	-	GASSER, Camden vs Samford (Mar 16, 2024)
	2	-	GASSER, Camden vs UIC (Mar 20, 2024)
Sac flies:	1	-	(20 times)
Stolen bases:	3	-	GASSER, Camden vs UAlbany (Mar 09, 2024)
Hit by pitch:	4	-	BOLTON Jr., Mike vs Michigan State (Apr 14, 2024)
Caught stealing:	1	-	(20 times)
Runners LOB:	7	-	BOLTON Jr., Mike at Ohio State (Mar 30, 2024)

Fielding

Putouts:	16	-	GAFFNEY, Luke vs Stony Brook (Feb 17, 2024 at Sugar Land, Texas)
Assists:	8	-	GASSER, Camden vs Michigan State (Apr 13, 2024)
Errors:	2	-	STEVENS, Jo vs George Mason (Feb 23, 2024 at Holly Springs, N.C.)
	2	-	GASSER, Camden vs Samford (Mar 15, 2024)
Passed balls:	1	-	(7 times)

Pitching

Innings pitched:	7.2	-	MORALES, Jordan vs Michigan State (Apr 12, 2024)
	7.2	-	MORALES, Jordan at Michigan (May 10, 2024)
Runs allowed:	9	-	MORALES, Jordan vs East Tennessee State (Apr 19, 2024)
Earned runs:	7	-	(5 times)
Walks allowed:	4	-	BLACKWELL, Jonathan at Ohio State (Mar 31, 2024)
	4	-	MORALES, Jordan at Michigan (May 10, 2024)
Strikeouts:	10	-	WAGNER, Luke vs UAlbany (Mar 09, 2024)
Hits allowed:	12	-	MORALES, Jordan at Ohio State (Mar 29, 2024)
Doubles allowed:	4	-	MORALES, Jordan vs East Tennessee State (Apr 19, 2024)
Triples allowed:	2	-	WAGNER, Luke at Ohio State (Mar 30, 2024)
Homers allowed:	2	-	(6 times)
Wild pitches:	2	-	MORALES, Jordan vs UAlbany (Mar 09, 2024)
	2	-	DANNELLEY, Jackson vs Iowa (Mar 23, 2024)
	2	-	STOREY, Easton vs Indiana State (Apr 09, 2024)
Hit batters:	3	-	PRATT, Davis vs Stony Brook (Feb 17, 2024 at Sugar Land, Texas)

Record: 33-19 Home: 16-10 Away: 9-7 Neutral: 8-2 Big Ten: 13-8

[illegible]

2024 Purdue Baseball
Conference statistics for Purdue (as of May 12, 2024)
(Big Ten games only Sorted by Batting avg)

Record: 13-8 Home: 5-4 Away: 8-4 Big Ten: 13-8

Player	avg	gp-gs	ab	r	h	2b	3b	hr	rbi	tb	slg%	bb	hp	so	gdp	ob%	sf	sh	sb-att	po	a	e	fld%
44 SPENCE, Keenan	.344	19-18	64	10	22	6	0	5	19	43	.672	6	4	18	3	.432	0	0	0-0	33	2	3	.921
1 BOLTON Jr., Mike	.329	21-20	73	24	24	6	0	1	9	33	.452	15	10	21	0	.500	0	3	11-14	35	0	2	.946
49 GAFFNEY, Luke	.325	19-19	80	17	26	5	0	4	22	43	.538	7	1	12	1	.386	0	0	0-0	168	10	0	1.000
35 CASKENETTE, Connor	.321	21-21	81	20	26	3	0	6	28	47	.580	15	3	10	4	.444	0	0	0-1	124	9	0	1.000
5 GREEN, Thomas	.310	18-12	42	7	13	3	0	1	10	19	.452	3	1	6	2	.354	2	3	2-3	9	43	1	.981
3 STEVENS, Jo	.295	21-21	78	20	23	4	1	5	19	44	.564	9	5	7	0	.402	0	2	3-4	17	33	2	.962
7 GASSER, Camden	.254	20-20	63	18	16	2	0	0	9	18	.286	20	4	19	0	.460	0	6	6-8	38	73	2	.982
20 CORNBUM, Couper	.233	21-21	86	13	20	2	0	0	7	22	.256	8	1	17	1	.305	0	1	2-5	57	0	0	1.000

42 BROWN, Chase	1.000	2-0	2	1	2	2	0	0	3	4	2.000	0	1	0	0	1.000	0	0	0-0	0	0	0	.000
6 GINGERICH, Weston	.500	12-0	4	1	2	0	0	0	0	2	.500	2	0	1	0	.667	0	0	0-0	6	0	0	1.000
13 TAYLOR, Keenan	.333	16-10	33	10	11	5	0	1	9	19	.576	5	5	3	0	.488	0	1	1-1	3	0	0	1.000
14 NOWIK, Breck	.263	10-3	19	3	5	0	0	1	4	8	.421	1	2	4	1	.364	0	1	0-0	32	2	0	1.000
10 SUTTER, Logan	.243	16-10	37	3	9	1	0	0	3	10	.270	8	2	14	1	.404	0	0	1-1	0	0	0	.000
40 DOLNEY, Aaron	.143	7-1	7	2	1	0	0	0	1	1	.143	2	0	3	0	.333	0	0	0-0	4	0	0	1.000
41 CHRISMAN, Brody	.125	11-3	16	1	2	0	0	0	1	2	.125	2	0	6	0	.211	1	0	0-0	6	0	0	1.000
2 GILL, Ty	.121	16-10	33	3	4	1	1	0	5	7	.212	4	0	6	0	.216	0	3	0-0	21	29	2	.962
9 MELVIN, Camden	.000	1-0	1	0	0	0	0	0	0	0	.000	0	0	1	0	.000	0	0	0-0	0	0	0	.000
34 MALOTT, Corbin	.000	9-0	1	4	0	0	0	0	0	0	.000	0	0	0	0	.000	0	0	2-2	0	0	0	.000
Totals	.286	21	720	157	206	40	2	24	149	322	.447	107	39	148	13	.405	3	20	28-39	561	220	16	.980
Opponents	.268	21	721	99	193	46	4	24	95	319	.442	67	13	131	21	.338	7	4	7-10	555	229	21	.974

LOB - Team (178), Opp (152). DPs turned - Team (22), Opp (17). CI - Team (0), Opp (1). IBB - Team (2), SPENCE 2, Opp (4).

(Big Ten games only Sorted by Earned run avg)

Player	era	w-l	app	gs	cg	sho	sv	ip	h	r	er	bb	so	2b	3b	hr	b/avg	wp	hp	bk	sfa	sha
37 MORALES, Jordan	2.76	4-1	7	7	0	0/1	0	45.2	42	14	14	14	37	13	0	1	.243	3	2	0	2	0
4 WAGNER, Luke	6.35	2-1	7	7	0	0/1	0	34.0	51	24	24	10	20	10	3	4	.354	2	1	0	1	1

36 DOORN, Carter	0.00	3-0	5	0	0	0/0	0	16.1	6	0	0	3	12	2	0	0	.113	0	0	0	1	0
48 LOHMAN, Griffin	0.00	0-0	2	0	0	0/1	0	1.2	1	0	0	1	2	0	0	0	.200	0	0	0	0	0
18 BLACKWELL, Jonathan	3.24	1-0	5	4	0	0/0	0	16.2	12	6	6	7	9	4	0	3	.203	0	3	0	0	0
43 COOK, Avery	3.45	2-1	10	0	0	0/1	2	15.2	8	7	6	7	15	2	0	2	.145	0	2	0	0	0
32 BACKER, CJ	3.86	0-0	3	0	0	0/1	0	2.1	4	1	1	0	1	1	0	0	.364	0	0	0	0	0
8 PRATT, Davis	4.35	0-0	6	0	0	0/0	0	10.1	15	9	5	5	9	4	0	2	.349	0	1	0	1	1
27 SUVAL, Aaron	4.76	1-1	9	0	0	0/0	2	17.0	18	10	9	9	11	2	1	3	.281	1	2	0	1	1
29 IWINSKI, Kyle	6.28	0-1	5	3	0	0/0	0	14.1	17	10	10	6	5	5	0	3	.298	0	0	0	1	0
19 DANNELLEY, Jackson	11.45	0-2	6	0	0	0/0	0	11.0	13	14	14	4	7	2	0	4	.289	3	2	0	0	1
26 VAN ASSEN, Cole	13.50	0-1	1	0	0	0/0	0	1.1	2	2	2	1	1	0	0	1	.333	1	0	0	0	0
11 LAMBERT, Cal	27.00	0-0	2	0	0	0/0	0	0.2	4	2	2	0	2	1	0	1	.667	0	0	0	0	0
Totals	4.43	13-8	21	21	0	2/2	4	187.0	193	99	92	67	131	46	4	24	.268	10	13	0	7	4
Opponents	6.76	8-13	21	21	0	0/0	3	185.0	206	157	139	107	148	40	2	24	.286	21	39	0	3	20

PB - Team (1), CASKENETTE 1, Opp (5). Pickoffs - Team (3), WAGNER 1, MORALES 1, BLACKWELL 1. SBA/ATT - CASKENETTE (7-9), SUVAL (2-3), MORALES (2-2), IWINSKI (0-2), VAN ASSEN (1-1), PRATT (1-1), WAGNER (1-1).

2024 Purdue Baseball
Overall Statistics for Purdue (as of May 12, 2024)
(All games Sorted by Batting avg)

Record: 33-19 Home: 16-10 Away: 9-7 Neutral: 8-2 Big Ten: 13-8

Player	avg	gp-gs	ab	r	h	2b	3b	hr	rbi	tb	slg%	bb	hp	so	gdp	ob%	sf	sh	sb-att	po	a	e	fld%
49 GAFFNEY, Luke	.375	48-48	192	56	72	14	3	12	63	128	.667	25	6	29	1	.460	1	0	2-2	383	23	1	.998
7 GASSER, Camden	.347	48-48	147	52	51	6	0	1	29	60	.408	51	4	34	0	.522	1	11	17-20	76	150	9	.962
10 SUTTER, Logan	.320	45-37	128	31	41	15	0	8	37	80	.625	24	8	36	4	.453	1	0	5-5	13	9	3	.880
35 CASKENETTE, Connor	.314	50-46	172	48	54	11	0	13	68	104	.605	22	15	20	7	.429	3	0	2-3	305	23	0	1.000
3 STEVENS, Jo	.313	49-46	160	45	50	8	2	9	41	89	.556	21	17	28	0	.444	0	2	8-10	34	85	6	.952
44 SPENCE, Keenan	.308	44-42	133	32	41	12	0	10	35	83	.624	20	8	43	3	.423	2	0	2-2	75	3	3	.963
1 BOLTON Jr., Mike	.274	48-44	157	49	43	10	1	4	21	67	.427	31	18	43	0	.447	0	5	23-27	65	0	4	.942
20 CORNBUM, Couper	.262	52-52	206	41	54	8	3	0	24	68	.330	20	4	39	2	.336	2	2	8-15	147	1	3	.980

6 GINGERICH, Weston	.333	33-0	15	1	5	1	0	0	1	6	.400	2	1	5	0	.444	0	0	0-0	15	0	0	1.000
42 BROWN, Chase	.273	14-1	11	2	3	2	0	0	4	5	.455	4	1	3	0	.500	0	0	1-1	2	3	1	.833
14 NOWIK, Breck	.270	22-8	37	7	10	0	0	1	4	13	.351	2	5	5	3	.386	0	1	0-0	59	7	1	.985
13 TAYLOR, Keenan	.267	41-23	86	16	23	11	0	3	25	43	.500	12	7	14	1	.389	3	1	1-1	8	1	0	1.000
40 DOLNEY, Aaron	.244	26-8	41	5	10	3	0	1	6	16	.390	7	1	13	1	.360	1	0	0-0	67	2	1	.986
5 GREEN, Thomas	.235	43-30	102	14	24	5	1	2	20	37	.363	8	4	22	2	.308	3	5	5-6	39	92	4	.970
2 GILL, Ty	.230	41-25	87	17	20	4	2	3	18	37	.425	13	0	18	0	.324	2	5	2-4	41	69	2	.982
34 MALOTT, Corbin	.167	22-0	6	8	1	1	0	0	0	2	.333	0	0	2	0	.167	0	0	3-3	0	0	0	.000
41 CHRISMAN, Brody	.158	33-10	57	6	9	2	0	0	7	11	.193	3	2	17	0	.222	1	0	0-0	16	1	2	.895
9 MELVIN, Camden	.083	14-0	12	1	1	0	0	0	1	1	.083	2	2	4	0	.313	0	0	0-0	0	0	0	.000
Totals	.293	52	1749	431	512	113	12	67	404	850	.486	267	103	375	24	.412	20	32	79-99	1365	525	48	.975
Opponents	.273	52	1781	275	487	101	12	51	259	765	.430	180	40	383	47	.351	16	10	24-33	1318	515	67	.965

LOB - Team (424), Opp (387). DPs turned - Team (51), Opp (32). CI - Team (0), Opp (2). IBB - Team (5), SPENCE 3, GAFFNEY 1, DOLNEY 1, Opp (13). Picked off - CORNBUM 1, BOLTON 1, GASSER 1, DOLNEY 1, MELVIN 1, SUTTER 1.

(All games Sorted by Earned run avg)

Player	era	w-l	app	gs	cg	sho	sv	ip	h	r	er	bb	so	2b	3b	hr	b/avg	wp	hp	bk	sfa	sha
37 MORALES, Jordan	3.94	7-4	13	13	0	0/2	0	75.1	85	40	33	20	65	19	1	7	.283	5	4	0	3	3
4 WAGNER, Luke	5.12	7-1	13	13	0	0/2	0	65.0	85	39	37	19	50	15	4	5	.323	3	3	0	3	2

48 LOHMAN, Griffin	2.84	0-0	7	0	0	0/1	0	6.1	8	4	2	3	6	2	0	0	.320	1	1	0	0	0
28 HAYDEN, Enas	3.38	1-0	4	0	0	0/1	0	2.2	4	1	1	4	5	0	0	0	.333	0	1	0	0	0
26 VAN ASSEN, Cole	3.63	5-1	12	8	0	0/1	0	39.2	46	19	16	14	31	9	0	5	.289	3	2	0	1	0
32 BACKER, CJ	3.86	0-1	8	0	0	0/1	0	7.0	7	3	3	2	5	1	0	0	.259	1	1	0	0	0
43 COOK, Avery	4.04	2-2	23	0	0	0/1	3	35.2	26	19	16	19	36	6	2	5	.195	2	6	0	0	1
8 PRATT, Davis	4.08	1-0	18	0	0	0/0	0	28.2	32	17	13	12	31	8	0	3	.281	0	5	0	2	1
36 DOORN, Carter	4.55	3-0	18	0	0	0/1	0	31.2	24	19	16	11	25	6	1	2	.207	2	4	0	2	0
27 SUVAL, Aaron	4.79	3-1	20	0	0	0/0	2	35.2	36	23	19	21	28	5	1	4	.265	3	3	0	2	1
18 BLACKWELL, Jonathan	5.00	2-2	10	9	0	0/0	0	36.0	37	20	20	12	32	7	1	6	.261	2	3	0	1	1
19 DANNELLEY, Jackson	5.51	0-3	15	0	0	0/2	5	32.2	23	20	20	15	33	5	0	5	.200	7	2	0	0	1
29 IWINSKI, Kyle	6.58	2-2	11	9	0	0/0	0	39.2	48	29	29	12	21	11	0	5	.304	0	3	0	2	0
11 LAMBERT, Cal	8.10	0-1	9	0	0	0/0	1	6.2	9	8	6	6	5	4	0	1	.310	1	0	1	0	0
25 OLSON, Brayden	9.72	0-1	6	0	0	0/1	0	8.1	14	9	9	5	6	2	2	3	.368	1	0	0	0	0
22 STOREY, Easton	11.25	0-0	6	0	0	0/1	0	4.0	3	5	5	5	4	1	0	0	.214	2	2	0	0	0
Totals	4.77	33-19	52	52	0	5/5	11	455.0	487	275	241	180	383	101	12	51	.273	33	40	1	16	10
Opponents	7.87	19-33	52	52	1	0/0	5	439.1	512	431	384	267	375	113	12	67	.293	50	103	8	20	32

PB - Team (7), CASKENETTE 4, DOLNEY 3, Opp (10). Pickoffs - Team (12), WAGNER 3, MORALES 3, BLACKWELL 2, DANNELLEY 1, LAMBERT 1, IWINSKI 1, GAFFNEY 1, Opp (6). SBA/ATT - CASKENETTE (13-21), DOLNEY (8-8), WAGNER (8-8), IWINSKI (2-5), SUVAL (3-5), VAN ASSEN (1-3), GAFFNEY (3-3), BLACKWELL (3-3), MORALES (2-2), OLSON (2-2), HAYDEN (1-1), A-COOK (1-1), BACKER (0-1), PRATT (1-1), DANNELLEY (0-1).