

PURDUE

FOOTBALL

HARD. SMART. TOUGH.

ON THE AIR

TV: BTN

Play-by-Play: Jeff Levering, Analyst: Jake Butt
Sideline: Brooke Fletcher

RADIO: PURDUE GLOBAL RADIO NETWORK

Flagship Station: 96.5 FM WAZY, SiriusXM: Channel 372

Play-by-Play: Tim Newton, Analyst: Mark Herrmann

Producer: Rob Blackman, Sideline: Kelly Kitchel

2025 SCHEDULE

 3-5	vs. BALL STATE Aug. 30 West Lafayette, Ind. Barry Odom 19th Purdue coach to win debut.	Win 31-0
 5-3	vs. SOUTHERN ILLINOIS Sept. 6 West Lafayette, Ind. Devin Mockobee runs for 126 and two scores	Win 34-17
 5-2	vs. USC Sept. 13 West Lafayette, Ind. Game started 3:05 late because of rain delay	Loss 33-17
 4-2	at #21 Notre Dame Sept. 20 3:30 PM Second straight game delayed due to weather	Loss 56-30
 5-3	vs. #22 Illinois Oct. 4 West Lafayette, Ind. Correa, Powell both top 10 tackles	Loss 43-27
 5-3	at Minnesota Oct. 11 Minneapolis, Minn. Purdue rushes for season-high 253 yards	Loss 27-20
 5-3	at Northwestern Oct. 18 Evanston, Ill. Defense generates two takeaways in loss	Loss 19-0
 4-4	vs. Rutgers Oct. 25 West Lafayette, Ind. Purdue rushes for 217 yards	Loss 27-24
 6-2	at #21 Michigan Nov. 1 Ann Arbor, Mich. Series: 14-47 Streak: Michigan - 6	7 PM BTN
 7-0	vs. #1 Ohio State Nov. 8 West Lafayette, Ind. Series: 15-43-2 Streak: Ohio State - 3	TBA TBA
 6-2	at Washington Nov. 15 Seattle, Wash. Series: 2-7-1 Streak: Purdue - 1	TBA TBA
 8-0	vs. #2 Indiana Nov. 28 West Lafayette, Ind. Series: 77-43-6 Streak: Indiana - 1	7:30 PM NBC

STAT LEADERS

RUSHING: Devin Mockobee - 125 Att, 521 Yds, 4 TDs

PASSING: Ryan Browne - 144-242, 1,689 Yds, 8 TDs, 7 INTs

RECEIVING: Michael Jackson III, 44 Rec, 398 Yds, 1 TD

SCORING: Spencer Porath - 51 Pts, 10-11 FG, 21-21 PATs

TACKLES: Mani Powell - 76 Total, 32 Solo

TACKLES-for-LOSS: CJ Nunnally IV - 7.5 TFLs

SACKS: CJ Nunnally IV - 5 Sacks

INTERCEPTIONS: Smiley Bradford, Myles Slusher - 1 INT

PURDUE COMMUNICATIONS

Primary - Adam Kuffner / 662-816-0497 / kuffner@purdue.edu

Secondary - Ian MacDougall / 317-313-7486 / imacdoug@purdue.edu

Secondary - Brian Minutolo / 845-401-6686 / bminutol@purdue.edu

Assoc. A.D. - Patrick Crawford / 337-412-4220 / pcrawf@purdue.edu

GAME

9

PURDUE AT #21 MICHIGAN

SATURDAY, NOV. 1, 2025 | 7 PM | BTN

ANN ARBOR, MICH. | MICHIGAN STADIUM (107,601)



PURDUE
BOILERMAKERS
2-6, 0-5 BIG TEN



Head Coach
Barry Odom (Missouri, 1999)

Record at Purdue
2-6 (1st)

Career Record
46-39 (7th)

Last Game
27-24, Loss, vs. Rutgers

Rankings (AP/C/CFP)
-/-/-



MICHIGAN
WOLVERINES
6-2, 4-1 BIG TEN

Head Coach

Sherrone Moore (Oklahoma, 2008)

Record at Michigan
12-7 (3rd)

Career Record
12-7 (3rd)

Last Game

31-20, Win, at Michigan State

Rankings (AP/C/CFP)
23 / 21 / -

SERIES AT A GLANCE

Record:	14-47	Streak:	Michigan - 6
In West Lafayette:	9-17	Odom vs. Moore:	0-0
In Ann Arbor:	5-29	Odom vs. Michigan:	0-1
Neutral:	0-1	Purdue vs. Moore:	0-0

A WIN WOULD

- Mark Purdue's first win over Michigan since 2009.
- Be Purdue's eighth win over a ranked opponent in the past eight seasons.

THE OPENING KICK

- Purdue Football kicks off the month of November on the road, battling No. 21 Michigan in a Saturday night matchup (7 p.m. ET) on BTN.
- The contest is a rematch of the 2022 Big Ten Championship game.
- Purdue has beaten a ranked Michigan team five times throughout history, all of them when the Wolverines were in the Top 10.
- On this date 17 years ago (Nov. 1, 2008), the Boilermakers defeated Michigan 48-42 in a high-scoring affair at Ross-Ade Stadium. One year later, Purdue won 38-36 at Michigan.
- The Boilermakers face a month of November that features opponents with a combined record of 27-4. That includes facing the top two teams in the country and back-to-back weeks against the last two national champions.
- Purdue has kept Big Ten opponents to converting only 31.9 percent (22-of-69) of their third downs, ranking third in the conference behind No. 1 Ohio State (17.4%) and No. 2 Indiana (24.6%).
- Over the past two weeks, his first two games as a Boilermaker, defensive back Hershey McLaurin has forced a fumble in each contest. He became the first Boilermaker with a forced fumble in back-to-back games since Marvin Grant in 2020.
- Michael Jackson III ranks third in the Big Ten in receptions in league games, averaging 6.6 per contest. His 14-catch output at No. 22 Illinois is the most catches by any player in a BIG game this season.
- The Boilermakers are one of only two teams in the country (Buffalo) to have three different 15-tackle performances this season. (Mani Powell - 20 at Northwestern, Charles Correa - 15 vs. Illinois, Tahj Ra-EI - 15 vs. Rutgers).
- Purdue is the only team to have three players crack the Big Ten's Top 10 in tackles per game. Powell (9.5) ranks second, Correa (9.0) ranks fourth and Ra-EI (8.5) ranks sixth.
- Powell sits 16th nationally in tackles per game (9.5). His output is even better in conference contests, averaging a BIG-best 12.0 tackles per game.
- Devin Mockobee is currently ranked in the program Top 10 in several career categories: 100-yard rushing games (4th), rushing yards (4th), all-purpose yards (7th) and rushing touchdowns (9th).
- Mockobee is a semifinalist for the Jason Witten Collegiate Man of the Year, an award given to someone who demonstrates leadership by exhibiting exceptional courage, integrity and sportsmanship both on and off the field.
- Purdue leads the Big Ten and ranks 15th nationally in net punting with a 43.0 average.
- Jack McCallister has been one of the best punters in the nation. He leads the Big Ten with 13 punts inside the 20, and with the help of 11 punts of at least 50 yards, the Purdue punter ranks second in the conference with a 45.6 average.
- Spencer Porath is 10-for-11 on field goals this season, ranking 15th in the country in field goal percentage (90.9%).

NUMBERS TO KNOW

0

The Boilermakers did not commit a penalty against Rutgers, just the fourth time in the past 20 years that they played a game without a penalty.

13

Devin Mockobee is 13 yards away from becoming the fourth Boilermaker in program history to rush for 3,000 yards.

125

Purdue has five players with more than 125 rushing yards on the season for the first time since 2005.

216

Mani Powell (76), Charles Correa (72) and Tahj Ra-EI (68) have combined for 216 tackles, more than any other trio of teammates in the country.





SERIES HISTORY

INSIDE THE MATCHUP

Record:	14-47-0
In West Lafayette:	9-17-0
In Ann Arbor:	5-28-0
Neutral:	0-1-0
Streak:	Michigan - 6
Last Win:	Purdue 38, Michigan 36 - Away - 11/7/2009
Last Meeting:	Michigan 41, Purdue 13 - Away - 11/4/2023
First Meeting:	Michigan 34, Purdue 6 - Away - 11/1/1890

LAST 10 MEETINGS

Date	Pur/Opp Rank	Result	Purdue	Opp	Location
10/23/2004	12-13	L	14	16	H
10/13/2007		L	21	48	A
11/1/2008		W	48	42	H
11/7/2009		W	38	36	A
11/13/2010		L	16	27	H
10/29/2011	-17	L	14	36	A
10/6/2012		L	13	44	H
9/23/2017	-8	L	10	28	H
12/3/2022	-2(2)	L	22	43	Lucas Oil Stadium
11/4/2023	-2(3)	L	13	41	A

TOP 100-YARD RUSHING GAMES VS. MICHIGAN (5)

162 - Scott Dierking (38) vs. Michigan, 11/6/1976
126 - Montrell Lowe (22) vs. Michigan, 10/7/2000
118 - Kory Sheets (30) vs. Michigan, 11/1/2008

TOP 300-YARD PASSING GAMES VS. MICHIGAN (4)

367 - Joey Elliott (28-39) at Michigan, 11/7/2009
366 - Aidan O'Connell (32-47) vs. Michigan, 12/3/2022
344 - Eric Hunter (27-42) at Michigan, 11/4/1989

TOP 100-YARD RECEIVING GAMES VS. MICHIGAN (8)

162 - Charlie Jones vs. Michigan, 12/3/2022 (13)
156 - Calvin Williams at Michigan, 11/4/1989 (13)
140 - Darryl Stingley vs. Michigan, 11/13/1971 (5)

ABOUT THE SERIES

- Purdue will face Michigan for the 62nd time on Saturday in Michigan Stadium.
- The Boilermakers trail the series 14-47-0, which dates back to Nov. 1, 1890.
- Michigan has won the last six meetings.
- Purdue's last win over Michigan came in a 38-36 thriller in Michigan Stadium on Nov. 7, 2009.
- The Wolverines won the first-ever meeting in 1890, 34-6 in Ann Arbor.
- Purdue's last Big Ten Championship appearance was a 43-22 loss to Michigan in Indianapolis (Dec. 3, 2022).

OUR LAST MEETING

#3 MICHIGAN 41, PURDUE 13 NOV. 4, 2023 - ANN ARBOR, MICH.

- Purdue fell 41-13 to No. 3 Michigan after the Wolverines jumped out to a 17-0 first-quarter lead and scored on their first three drives. The Boilermakers cut it to a 20-6 at halftime but couldn't close the gap.
- Hudson Card went 12-of-28 for 144 yards and a touchdown, finding Deion Burks for a 24-yard score in the fourth quarter. Burks and Mershaw Rice each tallied 43 receiving yards, with Rice recording a career-long 43-yard catch before leaving with an injury.
- Kydran Jenkins and Nic Scourton combined for three of Purdue's five TFLs, while Scourton set a career high with two sacks. Botros Alisandro led the defense with seven tackles, including six solo stops.
- Ben Freehill connected on both of his field goal attempts (32, 31 yards) to trim the deficit before halftime
- Michigan's J.J. McCarthy threw for 335 yards, and Blake Corum ran for three touchdowns to pace the Wolverines.

BOILER NOTES

THE ODOM ERA BEGINS

- Guiding one of the greatest resurgences in college football over the past two seasons, Barry Odom was named the new head football coach of the Purdue Boilermakers on December 8, 2024.
- Odom, 48, became the 38th head coach in the history of Purdue Football, coming to West Lafayette following what could be considered the most impressive gridiron campaign in UNLV's school history. The Rebels reached double-digit wins for only the third time in program history (1974, 1984), with both previous seasons predating the program's move up to Division I competition and the Mountain West Conference, respectively.
- Prior to arriving at Purdue, Odom possessed a 44-33 overall record in six seasons as a head coach, four at Missouri (2016-19) and two at UNLV (2023-24). His 19-8 mark with the Rebels bears significance in that the five seasons prior to his arrival (2017-22), UNLV won just 20 games.
- Odom has a defensive background. A linebacker during his playing days at Missouri (1996-99), he has racked up seven seasons as a defensive coordinator over three stops: Memphis (2012-14), Missouri (2015) and Arkansas (2020-22).

SUCCESS VS. RANKED OPPONENTS

- Purdue has beaten seven ranked teams over the past seven seasons despite being the underdog in each one of those games.
- Three of those wins were against Top 3 teams, while Purdue handed five of those ranked teams their first loss of the season.
- The victories during the 2021 campaign (No. 2 Iowa, No. 3 Michigan State) gave Purdue multiple wins over Top 5 teams in one season for the first time since 1960 (No. 3 Ohio State, No. 1 Minnesota).
- Five of the seven wins have been by double digits, the biggest being a 29-point victory over No. 2 Ohio State in 2018.
- Purdue has won two of the past three matchups against a ranked Illinois team. The Boilermakers knocked off No. 23 Illinois in 2011 (21-14) at home, beat No. 21 Illinois on the road in 2022 on their way to the Big Ten West title, and fell in a double overtime thriller last season.

LAST WEEK VS. RUTGERS

- Four Boilermakers recorded at least 10 tackles on Saturday to become the first Big Ten team to achieve that this year.
- Purdue ran 28 times for 217 yards. An average of 7.8 yards per carry tied the Boilermakers 10th highest mark since 1995.
- The Boilermakers committed no penalties for just the fourth time in the last 20 years.
- Purdue recorded a season-high five sacks.
- The Boilermakers' 92-yard drive in the first quarter was their longest scoring drive of the season.
- Three Boilermakers (Devin Mockobee, Malachi Thomas, and Antonio Harris) had a rush of 30-or-more yards for the first time since 2018 vs. Eastern Michigan (D.J. Knox, Markell Jones, and Rondale Moore).
- Thomas became the first Boilermaker with a rush of 40-or-more yards and a reception of 40-or-more yards in a game since Akeem Hunt in 2012 (vs. Eastern Michigan).

SWARM THE BALL

- Mani Powell (76), Charles Correa (72), Tahj Ra-El (68) have combined for 216 tackles this season, more than any other trio of teammates in the country.
- The Boilermakers are the only team to have three players crack the Big Ten's Top 10 in tackles per game. Powell ranks second (9.5), Correa ranks fourth (9.0) and Ra-El ranks sixth (8.5). Those numbers are even better in conference play. Powell's 12.0 tackles per conference contest lead the Big Ten, while Correa's 9.8 rank third. Ra-El also increased his average to 9.0 in B1G games.
- Powell and Correa crack the nation's Top 25 in tackle average, ranking 16th and 24th, respectively.
- With Ra-El's career-high 15-tackle performance against Rutgers, Purdue became the second team nationwide to record at least three individual 15-tackle games this season (Buffalo).
- Correa and Powell led the attack against No. 22 Illinois, recording 15 and 14 tackles, respectively. They became the first pair of Purdue teammates to have at least 14 tackles in the same game since the Boilermakers' 2021 Music City Bowl win over Tennessee (Chris Jefferson, Jaylan Alexander and Kieren Douglas).

MANI'S THE MAN

- A team captain and landing on the Butkus Award Watch List, linebacker Mani Powell is Purdue's leading tackler through the first eight games of the season.
- Powell ranks second in the Big Ten and 16th nationally with 9.5 tackles per game. He has been even better in conference play, as his 12.0 tackles per game in B1G games lead the league.
- Against Northwestern, the Columbus, Ohio, native produced one of the best performances this century by a Purdue defender. He made a career-high 20 tackles, the most by a Big Ten player in a conference game since 2018.
- Powell's game marked the first time a Boilermaker recorded 20 tackles in a game since Willie Fells accomplished the feat against Iowa 28 years ago (Nov. 1, 1997).

JASON WITTEN MAN OF THE YEAR SEMIFINALIST

- Due to his positive impact both on and off the field, Devin Mockobee was named a semifinalist for the Jason Witten Collegiate Man of the Year. Mockobee was selected as one of 20 semifinalists who have all demonstrated a record of leadership by exhibiting exceptional courage, integrity and sportsmanship both on and off the field.
- Mockobee is no stranger to being recognized for his contributions on and off the field, having also earned spots on the Wuerffel Trophy and AFCA Good Works Team Watch Lists.
- Off the field, Mockobee has showcased his leadership by giving back to the community. A native of Boonville, Indiana, Mockobee returned to his hometown this summer to make a \$10,000 donation to Pioneer Junior Football and Cheer. It was with Pioneer that Mockobee fell in love with the game of football, leading to him being only 767 yards away from becoming Purdue's career leading rusher.
- Also making an impact in the Greater Lafayette community, Mockobee has made several visits to the Boys and Girls Club of Lafayette as well as Food Finders Food Bank.



**BOILER NOTES****SUPPRESSING THE PASSING GAME**

- Purdue held its opponent below 50 percent in pass completions for two consecutive weeks, containing Minnesota to 46.7 percent (Oct. 11) and Northwestern to 42.3 percent (Oct. 18).
- It marked the first time Purdue held Big Ten opponents to under 50 percent in back-to-back games since 2014 (Minnesota - 50.0, Nebraska - 38.1).
- Purdue joined Oregon and UCLA as the only three Big Ten teams to hold a Big Ten opponent under 50 percent in multiple games this season.
- During the two games, the Boilers totaled 20 passes defended and picked off their first two passes of the season. Purdue's 12 passes defended at Minnesota are tied for the fourth-highest single-game total in the FBS this year.

OFFENSIVE IMPROVEMENT

- With offensive coordinator Josh Henson calling the plays, Purdue has moved the ball up and down the field this year.
- The Boilermakers have averaged nearly 400 yards of total offense (393.9), close to an improvement of 100-plus yards from the 2024 season.
- After racking up 453 yards against No. 22 Illinois, the Purdue offense recorded a season-high 456 yards at Minnesota. It marked the first time that the Boilermakers reached 450 yards of total offense in back-to-back Big Ten games since November 2021 (481 at Ohio State, 473 versus Northwestern).
- Purdue has scored at least 24 points in five of the team's eight games. The 2024 Boilermakers reached the 24-point plateau just twice throughout the entire season, averaging 15.8 points per game.

THAT'S A FACT JACK - FOR THE BRAND

- A starting punter for the past three seasons at Washington, senior Jack McCallister had no problem bringing his talents from the Pacific Northwest to West Lafayette.
- A weapon for the Boilermakers, McCallister's punts forced opponents to a starting field position of their own 20.8-yard line; that number was the 10.8-yard line over the opening three games of the season.
- Purdue ranks 15th nationally and leads the Big Ten in net punting at 43.0 yards.
- McCallister has punted 29 times on the year for an average of 45.6 yards per boot. He has dropped 13 balls inside the 20-yard line and launched 11 punts of 50 yards or more with a long of 68.
- His punts have been returned just 12 times for an average of 3.1 yards per return.
- McCallister ran a fake punt for 10 yards and a first down through contact at Notre Dame, the first Purdue punter to run for a first down since Joe Schopper at Rutgers in 2017.
- Against USC, McCallister was called upon three times for an average of 54.3 yards per game, including a 68-yard boot.
- The 68-yard punt was the longest by a Boilermaker since Brooks Cormier's 69-yard punt against Minnesota in 2019.
- He is one of three Purdue punters to average 50+ yards on a minimum of three punts twice in a season since at least 1995 joining Jared Armstrong (2006) and Travis Dorsch (2000, 2001).
- In his Purdue debut, McCallister landed all three of his punts inside the 20-yard line for an average of 50.3 yards.
- He was named to the Ray Guy Award Ray's 8 after Week 1 and Week 3 of the season.

ALL SMILES

- Sophomore Smiley Bradford has become one of Purdue's best defenders in the passing game.
- The defensive back leads the Boilermakers in pass breakups (5) and has one of the team's two interceptions, recording his first career INT against Northwestern.
- Also against Northwestern, he earned a 90.1 coverage grade to sit atop the Big Ten and rank second nationally (min. 15 coverage snaps).

FROM GEORGIA TO PURDUE

- In the offseason, the Purdue wide receiver room welcomed a pair of Georgia transfers who have become an important part of the Boilermaker offense.
- After making the move north, Michael Jackson III and Nitro Tuggle have combined for 63 catches for 708 yards and five touchdowns this season.
- Jackson leads the Boilermakers in receptions (44) and receiving yards (398), while Tuggle ranks second in both categories, 19 and 310, respectively, and his four receiving touchdowns are a team best.
- Averaging 6.6 catches per conference game, Jackson ranks third in the Big Ten. Along with his touchdowns, Tuggle has been a big play threat, ranking seventh in the league with 16.3 yards per reception.
- Scoring a touchdown against Notre Dame, Tuggle became the first Purdue wide receiver to find the end zone in three straight games since Charlie Jones (Cincinnati Bengals) accomplished the feat during his 2022 All-American season.
- Jackson hauled in a career-high 14 receptions against No. 22 Illinois, the only Big Ten player to reach that mark this season. It was also the most catches by a Boilermaker since Rondale Moore (Minnesota Vikings) caught 15 passes against Minnesota (Nov. 20, 2020).

RUNNING WILD IN MINNESOTA

- Against Minnesota, the Boilers set a season high with 253 yards on the ground, their most since 263 yards at Oregon State last season.
- Devin Mockobee led the rushing attack with 98 yards, two yards shy of his third 100-yard game against the Golden Gophers.
- Ryan Browne added 61 yards on the ground on eight carries, and Malachi Singleton tacked on a career-high 73 yards on five rushes. Both quarterbacks had rushing touchdowns. The 134 yards on the ground were the most by Purdue quarterbacks since Rob Henry rushed for 132 yards at Northwestern in 2010.
- Browne and Singleton also became the first quarterback duo at Purdue to both rush for 50 yards in a game since at least 1995.
- Browne, Singleton and Mockobee were the first trio with 60+ yards on the ground since Raheem Mostert, Akeem Hunt and Austin Appleby did it against Minnesota in 2014.

STOPPING THE GOPHER GROUND GAME

- While Purdue ran for 253 yards at Minnesota, the defense limited the Golden Gophers to only 30 yards on the ground.
- It marked the sixth game since 2000 that Purdue allowed 30 yards or fewer on the ground and just the third against Big Ten competition.

Fewest Rushing Yards Allowed Since 1995

Opponent	Date	Opp Rush Yards	Opp Attempts
at Minnesota	10/11/2025	30	18
at Virginia Tech	9/9/2023	11	22
at Arizona	9/17/2005	13	24
Akron	9/10/2005	23	21
at Penn State	10/9/2004	17	18
Indiana	11/23/2002	29	20


TEAM RANKINGS

	FBS	B1G	Stat
3rd Down Pct	55	10	.417
3rd Down Pct Defense	59	9	.371
4th Down Pct	46	8	.625
4th Down Pct Defense	71	11	.571
Blocked Kicks			
Blocked Kicks Allowed	1	1	0
Blocked Punts			
Blocked Punts Allowed	1	1	0
Completion Percentage	104	16	.593
Defensive TDs			
Fewest Penalties	52	14	42
Fewest Penalties Per Game	50	14	6.0
Fewest Penalty Yards	88	15	420
Fewest Penalty Yards Per Game	86	15	60.0
First Downs Defense	91	14	145
First Downs Offense	42	8	156
Fumbles Lost	97	17	5
Fumbles Recovered	88	14	2
Kickoff Return Defense	125	17	27.8
Kickoff Returns	103	16	18.0
Net Punting	8	1	44.9
Passes Had Intercepted	130	18	10
Passes Intercepted	121	16	2
Passing Offense	41	9	263.0
Passing Yards Allowed	83	13	229.4
Passing Yards per Completion	52	8	12.3
Punt Return Defense	20	5	3.08
Punt Returns	129	17	1.83
Red Zone Defense Pct	61	10	.821
Red Zone Offense Pct	129	18	.692
Rushing Defense	67	14	144.0
Rushing Offense	96	12	130.9
Sacks Allowed	69	11	1.86
Scoring Defense	96	16	27.9
Scoring Offense	99	15	22.7
Tackles for Loss Allowed	73	14	5.4
Passing Efficiency	102	14	24.3
Passing Efficiency Defense	102	15	142.6
Team Sacks	68	8	2.0
Team Tackles for Loss	40	6	6.1
Time of Possession	107	17	28:28
Total Defense	79	16	373.4
Total Offense	65	9	393.9
Turnover Margin	132	18	-1.57
Turnovers Gained	126	17	41
Turnovers Lost	127	18	15
Winning Percentage	110	17	.286

INDIVIDUAL RANKINGS (TOP-50)

Player	Category	FBS	B1G	Stat
R. Browne	Completions Per Game	50	10	19.0
	Passing Yards	48	10	1,572
C. Correa	Total Tackles	35	6	8.4
M. Jackson III	Receptions Per Game	27	5	5.86
C. Nunnally	Fumbles Recovered	30	4	1
S. Porath	Field Goal Percentage	26	6	.900
	Field Goals Per Game	38	8	1.5
M. Powell	Total Tackles	16	2	9.3
A. Sanford	Fumbles Recovered	30	4	1

OFFENSIVE SPOTLIGHT



DEVIN MOCKOBBEE
RB • Sr. • 6-0 • 207
Boonville, Ind.
Boonville HS

"Here was a guy who walked on and ended up starting his freshman year and earning a scholarship. There isn't a guy who represents the Purdue program better in the history of the school than Devin Mockobee"

- Drew Brees

- Known for his work ethic, and team-first mentality
- Walk-on to one of Purdue's greatest running backs
- Stayed true to Purdue through two coaching changes as he pursues his degree in mechanical engineering
- Works on drag-racing Mustangs with his family the "Mockstang Boyz" racing team

MOCKOBBEE ON THE CAREER CHARTS

Category	Rank	Stat	For Next	For Record
Rushing Yards	4	2,987	328	648
Rushing Attempts	4	630	14	40
Rushing Touchdowns	9	23	2	25
100-yard Rushing Games	5	9	2	7
All-Purpose Yards	7	3,864	82	2,544

MOCKOBBEE 100-YARD RUSHING GAMES

No.	Date	Game	Yards	Att.	Avg.	TDs
1.	10/1/22	at Minnesota	112	11	10.2	1
2.	10/15/22	at Nebraska	178	30	5.9	1
3.	10/22/22	at Wisconsin	108	23	4.7	1
4.	11/12/22	at Illinois	106	28	3.8	1
5.	10/14/23	vs. Ohio State	110	18	6.1	0
6.	11/11/23	vs. Minnesota	153	17	9.0	1
7.	9/21/24	at Oregon State	168	16	10.5	1
8.	10/12/24	at Illinois	102	11	9.3	1
9.	9/6/25	Southern Illinois	126	32	3.9	2

OFFENSIVE SPOTLIGHT



RYAN BROWNE
QB • So. • 6-4 • 210
Clarkston, Mich.
Milford Academy

- Versatile mobility, elite passing and durable
- Won the quarterback battle through camp
- Gained valuable experience as a spot starter last year and spent the spring under Bill Belichick at North Carolina
- Rejoined Purdue after spring ball
- Voted team captain before the season, his leadership extends throughout the team on all sides of the ball
- Started prep career in Michigan, moved to Florida, initially without his family, during the pandemic for two years before ending up at Milford Academy

BROWNE GAME-BY-GAME

Game	C-A-I	Yds	TD	Rush	Yds	TD
BALL STATE	18-26-0	311	2	7	5	1
SOUTHERN ILL.	14-23-1	170	2	9	50	0
USC	24-39-3	305	1	9	4	1
Notre Dame	21-34-1	250	1	6	8	0
ILLINOIS	30-50-0	302	1	9	22	1
Minnesota	21-40-2	203	0	8	61	1
Northwestern	5-10-0	31	0	1	3	0
RUTGERS	11-20-0	118	1	2	12	0
Michigan						
OHIO STATE						
Washington						
INDIANA						

BOILER NOTES

LOCKDOWN DEFENSE

- After giving up some record-breaking numbers last year, the Purdue defense has locked down late in games under new head coach Barry Odom and defensive coordinator Mike Scherer.
- The Boilermaker defense has given up just two touchdowns in the fourth quarter this season, allowing only 29 points, which ranks sixth in the Big Ten.
- Purdue shut out Ball State in the season opener, one of 10 teams to start the year with a shutout, allowing only 203 yards of total offense.
- In the final three quarters against SIU, the Boilermakers only gave up three points and 130 yards, including just 66 yards in the second half.

TACKLING MACHINE

- Making the move with head coach Barry Odom from Las Vegas to West Lafayette, sophomore linebacker Charles Correa has made an immediate impact for the Boilermaker defense.
- Correa has made 72 tackles through the first eight games of the season, averaging 9.0 per game to rank fourth in the Big Ten and 24th nationally.
- He was the first Boilermaker underclassmen with at least 49 tackles through five games since Ja'Whaun Bentley in 2015.
- Correa is the first Boilermaker since at least 1995 to record 10 or more tackles in four of the first five games and just the 14th Big Ten player to do so in that span.
- Only eight other players throughout the country have recorded four 10-plus tackle games this year.
- With four double-digit tackle games, Correa is tied for seventh-most in a season at Purdue since 1995.

HERE COMES THE MOCKTRAIN

- From walk-on to phenom, Devin Mockobee will finish his career as one of the best running backs in Purdue history.
- Mockobee has led the rushing attack this season with 521 yards and four touchdowns on 125 rushing attempts.
- He has amassed 2,987 yards on 630 carries with 23 touchdowns throughout his career with nine games over 100 yards rushing.
- Mockobee is fourth on the career rushing chart and 14th on Purdue's all-time touchdown list with 26 scores.
- He carried the ball 32 times for 126 yards and his first career multi-touchdown game against Southern Illinois.
- The senior was named to the Doak Walker Award, Wuerffel Trophy and AFCA Good Works Team Watch Lists, as well as the Senior Bowl Top 300 list.
- Mockobee did not entertain entering the transfer portal after last season, instead focusing on completing his mechanical engineering technology degree. His close connection to running backs coach Lamar Conard (2000 Purdue graduate), who was retained by Barry Odom, also was a major factor in staying at Purdue.
- He is one of 13 Big Ten running backs to rush for 650 yards in the last 10 years, a list that includes Saquon Barkley, Jonathan Taylor and Nicholas Singleton.
- Mockobee's impact can be felt beyond the field after donating \$10,000 to youth football in his hometown during the offseason.

WHAT CAN BROWNE DO FOR YOU

- Quarterback Ryan Browne has thrown for 1,689 yards on 144-242 passing with eight touchdowns.
- The junior was one of three Purdue quarterbacks to post three 300-yard passing games in the opening five games of a season (Drew Brees - 1999, 2000 | Kyle Orton - 2004 | Curtis Painter - 2007) since 1995.
- Browne (15.0) joined Kyle Orton as the only two Purdue quarterbacks since 1995 to average 15.0 yards per completion through the first two games of the year (Kyle Orton 15.8 in 2004 and 15.0 in 2002).
- Browne was named the starting quarterback by head coach Barry Odom in the last week of fall camp after a competition with Malachi Singleton, Bennett Meredith and Evans Chuba and Gary Odom.
- Browne served as a backup for the Boilermakers last year, making one start, before spending the spring semester under Bill Belichick at North Carolina. He transferred back to Purdue during the spring portal window.

SPECIAL SPENCER

- Eight games into his sophomore year, Spencer Porath has already made more field goals as he did all of last season. He went 7-for-11 as a freshman, and he is 10-of-11 to start the 2025 campaign.
- Porath's perfection through the his first nine kicks of the season matched the best start by a Purdue kicker since Mitchell Fineran in 2021.
- In just 16 career games, Porath has moved into 14th on the Purdue career charts with 17 made kicks.
- His 77.2% career field goal clip is the second in Purdue history.
- He made a career-high three field goals at No. 21 Notre Dame. That included a career-long 48-yard field goal in the second quarter.
- Against Southern Illinois, he scored 10 points thanks to a pair of field goals and splitting the uprights on four PATs. For his performance, Porath became Purdue's first Big Ten Special Teams Player of the Week since J.D. Dellinger six seasons ago (Nov. 11, 2019).

BY LAND, AIR AND RE(SEA)IVING

- Ryan Browne has accounted for 13 touchdowns this year.
- Not only has he thrown for eight touchdowns while adding a four on the ground, the Purdue quarterback also has caught a touchdown pass.
- Using a little trickery against Notre Dame, Devin Mockobee took the handoff from Browne before tossing the ball back to the quarterback in the flat. Wide open on the swing pass, Browne caught the first pass of his career and strolled into the end zone for a 14-yard touchdown.
- Browne became just the second player in the country to have at least one passing, rushing and receiving touchdown (Kiael Kelly - Ball State) this season. Browne was the first Big Ten quarterback to accomplish the feat since Iowa's Spencer Petras in 2020. Illinois' Luke Altmeyer joined Browne after catching a touchdown pass against USC.
- Since 2001, Browne is one of two Purdue QBs to record a receiving touchdown (David Blough - 2018). He joined Blough, Brandon Hance (2001) and Drew Brees (1999, 2000) as the only Boilermaker quarterbacks since 1995 to catch a touchdown pass.

**BOILER NOTES****MOCKING MOVING UP THE CHARTS**

- Mockabee has already climbed into the top 10 at Purdue in several career categories: fourth in career rushing attempts (630), fourth in career yards (2,987), ninth in rushing touchdowns (23), fourth in 100-yard rushing games (9) and seventh in all-purpose yards 3,864.
- With a 59-yard day against Ball State, he became just the eighth Boilermaker in history to rack up 2,500 career rushing yards, moving up to seventh on the all-time charts in the process.
- His 126-yard outing against Southern Illinois saw him vault two spots up the rushing yards charts into the top five.
- The MockTrain is the ninth running back to lead Purdue in rushing for three straight seasons since 1946.
- He started his career by setting a new Purdue freshman record with 968 rushing yards while also adding nine touchdowns in 2022. After being put on scholarship, he led the team in rushing once again with 807 yards and six touchdowns in 2023. He posted 687 yards and four scores in 2024.

DEALING WITH DELAYS

- Mother Nature has brought lightning to Purdue gamedays to lead to delays totaling nearly five hours over two games this season.
- The start of the Boilermakers' game against USC (Sept. 13), the first Big Ten contest of the Barry Odom era, was delayed three hours and five minutes.
- One week later, Purdue forced a fumble and was driving in Notre Dame territory before the game was called due to lightning in the area. That delay lasted one hour and 54 minutes before resuming the second quarter and transitioning right into the second half.
- Two years ago (Sept. 9, 2023), Purdue and Virginia Tech were part of the longest weather delay in college football history (five hours, 27 minutes). After resuming play, the Boilermakers emerged with a 24-17 road victory.

THE MOCKCAT OFFENSE

- In his first four years as a Boilermaker, Devin Mockabee never took a snap from the quarterback position. However, under new offensive coordinator Josh Henson, the Wildcat formation has become the Mockcat.
- All four of Mockabee's rushing touchdowns this season have come from the Purdue running back taking the snap before rumbling into the end zone.
- Scoring a pair of touchdowns in the win over Southern Illinois, Mockabee recorded his first game with multiple rushing touchdowns.

SEASON-OPENING SHUTOUT

- For the second straight season, Purdue began the year with a shutout victory. Jack Mollenkopf's Boilermakers in 1964 and 1965 were the last to record a season-opening shutout in consecutive seasons.
- The Boilermakers were one of 10 programs nationwide to start the season with a shutout, including one of only two Big Ten teams (Wisconsin).
- Purdue kept an FBS opponent off the scoreboard for the first time since a 49-0 victory over UConn in 2021.
- The Boilers limited Ball State to only 203 yards of total offense, which included just 87 passing yards. The defense also racked up seven tackles-for-loss and four sacks.
- Purdue was one of 21 teams over Week 0 and Week 1 to allow just one trip or less to the red zone.

FAST START

- Purdue got off to fast starts in its first two games of the season. The Boilermakers scored touchdowns on their first two drives in both games, totaling 28 points. Purdue scored only 13 first quarter points Purdue throughout all of last season.
- Arhmad Branch scored Purdue's first touchdown in both games. The wide receiver has gotten off to fast starts of his own, recording five catches for 129 yards and two touchdowns in first quarters this year.
- It took the Boilermakers two plays and only 36 seconds to score for their first points of the season. After a 13-yard run by Devin Mockabee, Ryan Browne found Branch down the middle of the field. The sophomore wideout broke multiple tackles and added a smooth spin move before finding the end zone for the 49-yard touchdown.
- The last time Purdue scored within the first minute of the season was at the start of the 1981 campaign.

A BACK-TO-BACK START

- With the win over Southern Illinois, Barry Odom became the first Purdue head coach to start his tenure in West Lafayette 2-0 in more than a century.
- The last coach to start his tenure 2-0 was Cleo O'Donnell in 1916 when he beat Monon Bell rivals Wabash and DePauw.
- The best start to a Purdue career was by Knowlton Ames, who went a perfect 12-0 over two seasons (4-0 in 1891, 8-0 in 1892) to win back-to-back Indiana Intercollegiate Athletic Association Championships.

Coaches to Start Purdue Career 2-0


Coach	Year	Opponents	Winning Streak
Barry Odom	2025	Ball State, Southern Illinois	2 Games
Cleo O'Donnell	1916	DePauw, Wabash	2 Games
Andy Smith	1913	Wabash, Northwestern	2 Games
Albert Hernstein	1905	Wendell Phillips, Beloit	3 Games
Oliver Cutts	1903	Englewood, Wabash	3 Games
Charles Best	1902	Franklin, DePauw	2 Games
S.M. Hammond	1896	Greer, Rush Medical	2 Games
David Balliet	1893	Indiana, Butler	4 Games
Knowlton Ames	1891	Wabash, DePauw	12 Games
George Reisner	1889	DePauw, Wabash	2 Games

IN-STATE OPPOSITION

- A schedule rarity, Purdue has three opponents from the state of Indiana this season.
- Purdue downed Ball State 31-0 to start the year, before falling at No. 21 Notre Dame.
- Purdue will close the regular season with the 100th Old Oaken Bucket Game against Indiana on Black Friday (Nov. 28)
- It marks the second straight season the Boilermakers will face three in-state foes and just the fifth time in the last 25 years.

6-FOR-6

- A season ago, Arhmad Branch's lone touch was a 3-yard touchdown on an end-around. Impressing the new coaching staff in the spring and throughout fall camp, it was evident that the sophomore was going to get more than one look in the season opener.
- Quarterback Ryan Browne targeted Branch early, posting three catches for 101 yards in the first quarter.
- Not only did Branch produce a 100-yard quarter, he became the first Purdue wide receiver to record a 100-yard game since Abdur-Rahmaan Yassen (Sept. 16, 2023 vs. Syracuse).
- Branch's first career catch was a 49-yard touchdown on the second play of the game for Purdue's first score of the season. On the second drive, he started off with a 17-yard snag before hauling in an impressive one-handed grab for 35 yards.
- Branch was one of only two wide receivers in the country to eclipse 100 yards on three-or-fewer receptions on the opening weekend, the first Boilermaker to accomplish the feat since 2008.

DEFENSIVE SPOTLIGHT**MANI POWELL**

LB • Sr. • 6-2 • 230
Columbus, Ohio
Fayetteville HS
Arkansas | UNLV

- Traditional hard-nose linebacker, anchors the heart of the defense, effective in run-stop and pass coverage
- Active on most special teams units
- Committed to Barry Odom and Mike Scherer at Arkansas for one year, followed them to UNLV for two seasons, before joining the duo at Purdue this season
- Veteran leader, team captain, uses his experience of more than 30 career games to mentor a young linebacker corps, leads most post practice drills
- Landed on the Butkus Award Watch List this year

POWELL GAME-BY-GAME

Game	Solo	Total	TFL	Sacks
BALL STATE	4	4	1.0	1.0
SOUTHERN ILL.	3	5	0.0	0.0
USC	4	4	1.0	1.0
Notre Dame	5	7	1.0	0.0
ILLINOIS	4	14	0.5	0.0
Minnesota	6	8	1.0	0.0
Northwestern	4	20	1.5	0.0
RUTGERS	3	11	1.0	0.5
Michigan				
OHIO STATE				
Washington				
INDIANA				

SPECIALIST SPOTLIGHT**JACK MCCALLISTER**

P • Sr. • 6-0 • 213
Edmunds, Wash.
Kings
Washington

- Twice named to the Ray Guy Award's Ray's 8 this season
- Semifinalist for the William Campbell Trophy
- Ranks among the best punters in the nation in punt average, net punt and hang time
- Carried the ball through contact for a first down on a fake punt at Notre Dame
- One of the most veteran players on the roster, appearing in over 40 games during his career
- Handled punt duties at Washington for three seasons, including the 2023 campaign that saw the Huskies finish as the runner up in the College Football Playoff

MCCALLISTER GAME-BY-GAME

Game	Punts	Avg.	50+	i20	Long	Opp Start
BALL STATE	3	50.3	2	3	55	Own 7.3
SOUTHERN ILL.	0	0.0	0	0	0	
USC	3	54.3	2	2	68	Own 14.3
Notre Dame	5	45.2	2	1	58	Own 33.6
ILLINOIS	5	44.2	2	2	57	Own 17.6
Minnesota	3	48.7	1	0	52	Own 35.0
Northwestern	5	45.6	1	1	55	Own 21.0
RUTGERS	5	37.6	1	4	51	Own 14.4
Michigan	5	37.6	1	4	51	Own 14.4
OHIO STATE						
Washington						
INDIANA						



**PURDUE QUICK FACTS**

Location	West Lafayette, Indiana
Enrollment	57,310
Founded	1869
Conference	Big Ten
Colors	Old Gold and Black
Nickname	Boilermakers
President	Dr. Mung Chiang
Athletics Director	Mike Robinski
Head Coach (Year)	Barry Odom (1st)
Alma Mater	Missouri (1999)
First Year of Football	1887 (138th season)
All-Time Record (B16)	644-613-48 (354-435-32)
Stadium	Ross-Ade Stadium (102nd season)
Capacity	61,441

STRATEGIC COMMUNICATIONS

Adam Kuffner, Director (Primary) Office: 765-494-3196 / Cell: 662-816-0497 Email: kuffner@purdue.edu
Ian MacDougall, Associate Director (Secondary) Office: 765-494-0529 / Cell: 317-313-7486 Email: imacdoug@purdue.edu
Brian Minutolo, Assistant Director (Secondary) Cell: 845-401-6686 Email: bminutol@purdue.edu
Brook Weber, Assistant Director (Secondary) Cell: 903-839-0686 Email: weber261@purdue.edu
Patrick Crawford, Associate Athletics Director Office: 765-494-3145 / Cell: 337-412-4220 Email: pcrawf@purdue.edu

The Purdue locker room will be closed to the media. For home games, the press conference will be located in the Kozuch Football Performance Center across the street from Ross-Ade Stadium.

Contact a member of the Purdue strategic communications team for information regarding road game press conference procedures.

WEEKLY MEDIA AVAILABILITY

Monday 9:10 AM - Practice open to media Approx 10:30 AM - Post-practice interviews with players 11 AM - Weekly Press Conference Begins with Coach Henson and Coach Scherer, followed by Coach Odom (approx 11:30 AM but could start earlier)
Wednesday Closed Practice, Post-practice player interviews (approx 10:45 AM)
Tuesday, Thursday, Friday Closed Practice, No Interviews

PURDUE HONOR ROLL

SANDERS ELLIS Fourth Team Preseason All-Big Ten (Athlon Sports)
DEVIN MOCKBEE Jason Witten Collegiate Man of the Year Semifinalist AACA Good Works Team Watch List Wuerffel Trophy Watch List Doak Walker Award Watch List Senior Bowl - Top 300 List Third Team Preseason All-Big Ten (Athlon Sports)
JACK MCCALLISTER Ray Guy Award Ray's 8 - Sept. 1 & Sept. 15 William V. Campbell Trophy - Semifinalist
SPENCER PORATH Big Ten Special Teams Player of the Week - Sept. 8
MANI POWELL Fourth Team Preseason All-Big Ten (Athlon Sports) Butkus Award Watch List
JAKE TRUMP & BRANDON LEE 247Sports 30Under30

NO PUNTS, NO PROBLEM

- In the 34-17 victory over Southern Illinois, the Purdue offense was so efficient that the Boilermakers did not have to punt during the game.
- It marked the first time Purdue played an entire game without punting since 2016, a 24-14 win over Nevada.
- The Boilermakers have had four games without a punt over the past 21 years, all games resulting in victories.
- Punting only six times this season, Purdue leads the nation in net punting with a 52.5 average. That includes ranking sixth in punt return defense, producing negative yardage (-0.5 average).

SLINGING IT AROUND IN THE SEASON OPENER

- Ryan Browne notched his first career win against Ball State behind a career-high 311 yards on 18-of-26 passing with a pair of touchdowns. He added another score on the ground.
- Browne was one of eight quarterbacks to throw for 300 yards against FBS opposition on the opening weekend of the season and was one of two to throw for 300 yards and a pair of touchdowns, while scoring another on the ground (Maverick McIvor - Western Kentucky) against an FBS team.
- He joined Drew Brees (2000), Elijah Sindelar (2019), Jack Plummer (2021) and Aidan O'Connell (2022) as the only Purdue quarterbacks to register a 300-yard passing game in the season opener since 1995.
- He was the lone Big Ten quarterback to throw for 300 yards in Week 1 and led the league in total offense.

HARD, SMART, TOUGH

- The three core principles of a Barry Odom-coached program are: hard, smart and tough. Playing football that way helped Odom's UNLV teams succeed in all three phases of the game each of the past two seasons.
- Odom's defenses have made 17 interceptions in both the 2023 season and the 2024 campaign. The 34 INTs were the second most recorded by a team over the past two years. The defenses also forced 49 turnovers during the two-year span, ranking fifth nationally.
- Odom's teams have put up points over the past two seasons, averaging 34.4 points per game in 2023 (22nd nationally) and 36.2 ppg in 2024 (14th nationally). The 953 total points throughout both 2023 and 2024 ranked sixth in the country.
- Odom emphasizes special teams, realizing it brings a winning edge to a program. In 2023, Odom's Rebels made 26-of-29 field goals for an 89.7 percent clip. Last season, his special teams unit blocked five punts to lead the nation.

ADDING THROUGH THE PORTAL

- It's a brand new era under head coach Barry Odom. With a coaching change, there always comes roster turnover. Odom welcomed at least 50 transfers in each of his two seasons at UNLV, attacking the portal to produce two of the best seasons in UNLV history.
- Heading into the 2025 campaign, Purdue has welcomed 54 transfers, which leads the nation. Add in high school signees and walk-ons, 82 Boilermakers are new to the program.
- Forty-six players practiced for the first day on the opening day of fall camp as post-spring practice additions.

Most Transfers Nationally in P4 Conferences (per ON3.com)

Team	Transfers	Team	Transfers
1. Purdue	54	6. Wake Forest	34
2. West Virginia	52	7. UCLA	32
3. Oklahoma State	40	8. Ole Miss	32
4. UCF	37	9. Arkansas	31
5. Washington State	34	10. Louisville	31

THE THRILLER

- Michael Jackson III was one of the stars of the wide receiver room throughout fall camp, and the new Boilermaker thrilled the Ross-Ade faithful in his first game at Purdue.
- Jackson caught a game-high six passes for 72 yards, matching his career high in receptions when he was a USC Trojan facing Notre Dame in 2023.
- He also hauled in his first touchdown as a Boilermaker, a 14-yard catch in the third quarter, before celebrating like the King of Pop, against the Cardinals.

ANOTHER SEASON OF PURDUE FOOTBALL

- The Boilermakers kicked off their 138th season of football in 2025 with a 31-0 win over Ball State.
- Ross-Ade Stadium has been Purdue's home for 101 seasons, marking the 2025 campaign as the 102nd full season.
- Purdue closed out the 1924 season with its first game at Ross-Ade, a 26-7 Homecoming win over Indiana (Nov. 22, 1924).
- The Boilermakers have held a team scoreless 182 times, resulting in 174 wins. The Boilermakers' most recent shutout was in the season opener against Ball State, 31-0. The largest shutout was a 96-0 win over Butler in 1893.

A LOOK AT THE SCHEDULE

- A season ago, Purdue faced the toughest schedule in college football history. Five Boilermaker opponents ended up making the College Football Playoff in 2024. No other team had as many playoff opponents on its schedule, and due to the CFP expanding to 12 teams last year, Purdue became the first team in history to face five playoff teams in one season.
- This season, the Boilermakers have another tough schedule that includes three CFP teams from 2024 (Notre Dame, Ohio State, Indiana) and five opponents ranked in the Preseason Top 25: No. 6 Notre Dame (Sept. 20), No. 12 Illinois (Oct. 4), No. 14 Michigan (Nov. 1), No. 3 Ohio State (Nov. 8), and No. 20 Indiana (Nov. 28).
- Purdue faces the past two national champions, Michigan and Ohio State, in back-to-back weeks to kick off the month of November.
- The 2025 slate was tabbed the 18th hardest in the nation by ESPN Football Power Index and 13th in Phil Steele's preseason guide.
- Purdue's trip to Washington for Game 11 will tie for the eighth-longest road trip in program history at 2,187 miles.

EXPERIENCE WELCOMED

- Purdue's coaching staff was deliberate in finding players who could make an instant impact when signing players out of the transfer portal with 41 of the 54 additions bringing at least one game of experience in their career.
- Of the 41 players with collegiate experience, the group combined to average 23.9 games of experience throughout their career before arriving in West Lafayette.
- Six new Boilermakers arrived in West Lafayette with 40 or more games played in their careers (Tony Grimes - 50, Christian Moore - 46, An'Darius Coffey - 45, Chauncey Magwood - 41, Jack McCallister - 41, Tahj Ra-El - 40), while nine other have 30 games of experience.
- Fifteen of Purdue's transfers started the final seven games at their previous stop.

Position Group with Most Transfer Experience

Position	Transfers w/Experience	Total GP	Avg. GP
Running Backs	1	38	38.0
Defensive Backs	12	301	25.1
Tight Ends	4	80	20.0
Wide Receivers	6	120	20.0
Defensive Line	10	198	19.8





RECORD WATCH

Career Rushing Attempts

1	Otis Armstrong	1970-72	670
2	Kory Sheets	2005-08	664
3	Mike Alstott	1992-95	644
4	Devin Mockobee	2022-Pres.	630
5	Montrell Lowe	1999-02	612
6	Scott Dierking	1973-76	578
7	Jerod Void	2002-05	569
8	Markell Jones	2015-18	542
9	Edwin Watson	1994-97	530
10	Perry Williams	1966-68	514

Career Rushing Yards

1	Mike Alstott	1992-95	3,635
2	Kory Sheets	2005-08	3,341
3	Otis Armstrong	1970-72	3,315
4	Devin Mockobee	2022-Pres.	2,987
5	Scott Dierking	1973-76	2,863
6	Montrell Lowe	1999-02	2,648
7	Markell Jones	2015-18	2,594
8	Edwin Watson	1994-97	2,520
9	Harry Szulborski	1946-49	2,478
10	Corey Rogers	1991-95	2,436

Career Rushing Touchdowns

1	Kory Sheets	2005-08	48
2	Mike Alstott	1992-95	39
3	Jerod Void	2002-05	36
4	Perry Williams	1966-68	30
5	Leroy Keyes	1966-68	29
6	Corey Rogers	1991-95	27
7	Scott Dierking	1973-76	25
	Edwin Watson	1994-97	25
9	Devin Mockobee	2022-Present	23
10	Markell Jones	2015-18	20

Career 100-Yard Rushing Games

1	Mike Alstott	1992-95	16
2	Otis Armstrong	1970-72	13
3	Harry Szulborski	1946-49	11
4	Scott Dierking	1973-76	9
	Kory Sheets	2005-08	9
	Devin Mockobee	2022-Present	9
7	Montrell Lowe	1999-02	8
8	Leroy Keyes	1966-68	7
	Jerod Void	2002-05	7
10	Mel Gray	1982-83	6
	Joey Harris	2001-02	6
	Jeff Hill	1990-93	6
	Corey Rogers	1991, 1993-95	6

Career All-Purpose Yards

1	Dorien Bryant	2004-07	6,219
2	Kory Sheets	2005-08	4,944
3	Mike Alstott	1992-95	4,710
4	Akeem Hunt	2011-14	4,623
5	Otis Armstrong	1970-72	4,601
6	Vinny Sutherland	1997-00	4,005
7	Devin Mockobee	2022-Pres.	3,864
8	Taylor Stubblefield	2001-04	3,805
9	John Standeford	2000-03	3,796
10	Leroy Keyes	1966-68	3,757

Career Touchdowns

1	Kory Sheets	2005-08	54
2	Mike Alstott	1992-95	42
3	Leroy Keyes	1966-68	37
4	Jerod Void	2002-05	36
5	Perry Williams	1966-68	31
	Brian Alford	1994-97	31
7	Vinny Sutherland	1997-00	30
	Dorien Bryant	2004-07	30
9	Stan Brown	1968-70	29
	Corey Rogers	1991-95	29
11	Dave Young	1977-80	27
	Edwin Watson	1994-97	27
	John Standeford	2000-03	27
	Devin Mockobee	2022-Pres.	26

Career Field Goals

1	Travis Dorsch	1998-01	68
2	Carson Wiggs	2008-11	56
3	Ben Jones	2003-05	43
4	Mitchell Fineran	2021-22	42
5	J.D. Dellinger	2016-20	40
6	Jonathan Briggs	1985-87	36
7	Chris Summers	2006-09	31
	Paul Griggs	2012-15	31
9	Scott Sovereign	1976-79	27
10	Spencer Evans	2017-18	26
11	Tim Clark	1981-83	22
	Joe O'Leary	1991-92	22
	Brad Bobich	1992-95	22
14	Spencer Porath	2024-Present	17

Career Field Goal Percentage (Min. 15 Attempts)

1	Mitchell Fineran	2021-22	.792 (42-53)
2	Spencer Porath	2024-Present	.772 (17-22)
2	Spencer Evans	2017-18	.765 (26-34)
3	J.D. Dellinger	2016-20	.741 (40-54)
4	Carson Wiggs	2008-11	.737 (56-76)
5	Travis Dorsch	1998-01	.701 (68-97)
6	Ben Jones	2003-05	.694 (43-62)
7	Tim Clark	1980-83	.688 (22-32)
8	Bob Griese	1964-66	.667 (10-15)
9	Jonathan Briggs	1985-87	.655 (36-55)
10	Shane Ryan	1996-98	.650 (13-20)



HEAD COACHING CAREER

Year	Team	Record	Conf.	Bowl
2025	Purdue	2-6	0-5	
2024	UNLV	10-3	6-1	LA*
2023	UNLV	9-5	6-2	Guarantee
2019	Missouri	6-6	3-5	
2018	Missouri	8-5	4-4	Liberty
2017	Missouri	7-6	4-4	Texas
2016	Missouri	4-8	2-6	
7th Season		46-39	0-5 BIG	

*Did not coach bowl game

THE ODOM FILE

PERSONAL INFORMATION

Full Name: Barry Stephen Odom

Born: November 26, 1976 (age 48)

Hometown: Lawton, Oklahoma

Education: Missouri, 1999 (bachelor's in education)
Missouri, 2004 (master's in education)

Wife: Tia

Children: JT, Garyt, Anna Lockwood

PLAYING HISTORY

1996-99: Missouri, Linebacker

COACHING HISTORY

2025-Present: Purdue, Head Coach

2023-24: UNLV, Head Coach

2020-22: Arkansas, Assistant Head Coach,
Defensive Coordinator, Safeties

2016-19: Missouri, Head Coach

2015: Missouri, Defensive Coordinator

2012-14: Memphis Defensive Coordinator

2009-11: Missouri, Safeties

2006-08: Missouri, Director of Operations

2004-05: Missouri, Director of Recruiting

2003: Missouri, Graduate Assistant

2001-02: Rock Bridge (Mo.) High School, Head Coach

2000: Ada (Okla.) High School, Assistant

COACHING AWARDS

2023: Mountain West Coach of the Year

2023: Eddie Robinson Coach of the Year (finalist)

PLAYING AWARDS

1998: All-Big 12 Third Team

CONFERENCE CHAMPIONSHIP GAME APPEARANCES

2024: Mountain West Conference Championship Game

2023: Mountain West Conference Championship Game

BOWL GAME APPEARANCES AS A COACH

2023: Guarantee Rate Bowl, UNLV

2022: Outback Bowl, Arkansas

2021: Liberty Bowl, Arkansas

2018: Liberty Bowl, Missouri

2017: Texas Bowl, Missouri

2014: Citrus Bowl, Missouri

2013: Cotton Bowl Classic, Missouri

2011: Independence Bowl, Missouri

2010: Insight Bowl, Missouri

2009: Texas Bowl, Missouri

2008: Alamo Bowl, Missouri

2007: Cotton Bowl Classic, Missouri

2006: Sun Bowl, Missouri

2005: Independence Bowl, Missouri

2003: Independence Bowl, Missouri

BOWL GAME APPEARANCES AS A PLAYER

1997: Holiday Bowl, Missouri

1998: Insight.com Bowl, Missouri



HEAD COACH BARRY ODOM

Guiding one of the greatest resurgences in college football over the past two seasons, Barry Odom was named the new head football coach of the Purdue Boilermakers on December 8, 2024.

Odom, 48, became the 38th head coach in the history of Purdue Football, coming to West Lafayette following what could be considered the most impressive gridiron campaign in UNLV's school history. The Rebels reached double-digit wins for only the third time in program history (1974, 1984), with both previous seasons predating the program's move up to Division I competition and the Mountain West Conference, respectively. National recognition has followed, as the Rebels have achieved a program-best No. 19 ranking in both the AP and Coaches polls, as well as their first-ever CFP ranking.

Fresh off steering UNLV Football to its winningest season in 40 years, Odom has compiled an impressive list of accomplishments throughout his coaching career, which includes stints as a head coach in both the Southeastern Conference with Missouri (2016-19) and the Mountain West Conference with the Rebels (2023-24). UNLV has totaled 19 wins during Odom's time guiding the Rebels, making it the winningest two-year stretch in the school's history as a Division I program. As a head coach, he has secured four postseason appearances in six seasons, including two (2017 Texas Bowl, 2018 Liberty Bowl) bowl bids at Missouri.

His 19-8 mark with the Rebels bears significance in that the five seasons prior to his arrival (2017-22), UNLV won just 20 games. Impressively, his UNLV teams posted a 10-2 mark in true road games after the program only won eight total road games in the previous six seasons (8-25).

In just two seasons, Odom dramatically changed expectations in Las Vegas, with UNLV twice advancing to the MWC Championship Game after the program had not made a single appearance in the event prior to his arrival. Following Odom's first campaign in Las Vegas (9-5, 6-2 MWC), he was named the 2023 Mountain West Coach of the Year. He also earned distinction as the program's first-ever Eddie Robinson Coach of the Year Award finalist. The 2023 season culminated in an appearance in the Guaranteed Rate Bowl in Phoenix, Arizona.

Odom's adept tutelage saw three Rebels earn All-America status, and the program christened its first-ever First Team Academic All-American after the 2023 season. Back-to-back seasons of six First Team All-MWC honorees for the Rebels have occurred, including a school-record 12 combined recognitions between the conference's first and second teams in 2024. Incoming Rebels have seen a boost in notoriety, as well, with Odom's 2025 signees ranking as the top class in the Mountain West.

Odom has also spent impactful tenures as a highly regarded defensive coordinator at Memphis (2012-14), Missouri (2015) and Arkansas (2020-22). For the Razorbacks, Odom served as associate head coach, defensive coordinator and safeties coach. His 2021 defense turned heads, as it allowed just 22.9 points per game – 12 points fewer per game than in 2020 and the fewest for an Arkansas defense since 2014. Focusing on the run defense, the unit evolved to allow just 153.9 yards per game, the fewest for Arkansas since 2015. Under Odom's watch, Arkansas' 18 takeaways during the 2020 campaign ranked 25th nationally. The Razorbacks' 13 interceptions were second most in the SEC and 13th most in the FBS.

During his first defensive coordinator job at Memphis in 2012, he transformed the Tigers into a defensive power. In 2014, his defense ranked fifth nationally in scoring defense (17.1 points per game) and 22nd nationally in total defense (343.3 yards per game) to help the Tigers go 10-3. That marked an incredible turnaround for a Memphis team that ranked 117th in total defense prior to his arrival. The program improved defensively each year under Odom, rising from 50th nationally in total defense in 2012 to 39th in 2013 to 22nd in his final year.

Before moving to Fayetteville, Odom spent four seasons as Missouri's head coach, taking two of his teams to bowl games and finishing at .500 or better three times en route to building an overall record of 25-25 from 2016-19. His 2018 Missouri squad finished the regular season ranked 23rd in the College Football Playoff poll.

Regarded among the coaching fraternity for his steadfast pathway to the top, Odom was promoted to the head coaching role at Missouri following the retirement of Gary Pinkel, whom he worked for in numerous capacities while on staff at Missouri in two separate stints. From 2003-2011, Odom served as graduate assistant, director of recruiting, director of football operations and safeties coach for the Tigers. Upon returning from his three seasons at Memphis, Odom served as defensive coordinator and linebackers coach in 2015 before his promotion ahead of the 2016 season.

Odom was born in Lawton, Oklahoma, and raised in Maysville, Oklahoma. He was a four-year letterwinner at linebacker for Missouri from 1996-99, helping the school make two bowl trips and serving as team captain during his senior season. He ended his MU career ranked in the program's all-time top 10 with 362 tackles.

Odom graduated from Missouri in 1999 with a bachelor's degree in education and earned his master's in education from the school in 2004. He and his wife, Tia, have two sons, JT and Garyt, and a daughter, Anna.





GAME 9 NOTES • Purdue at Michigan



• ODOM BY THE NUMBERS

STAT	2025	Career	Streak
Overall	2-6	46-39	L6
Big Ten	0-5	0-5	L5
Non-Conference	2-1		L1
Bowl		0-3	
At Ross-Ade Stadium	2-3	2-4	L3
True Road Games	0-3	16-19	L3
Neutral Site		1-3	
Day game	1-4	30-23	L4
Night game	1-2	16-16	L2
August	1-0	2-1	W1
September	1-2	16-9	L2
October	0-4	10-18	L4
November		18-6	
December		0-5	
January			
vs. FBS Top-25 teams	0-2	1-14	L2
vs. FBS non-ranked teams	1-4	38-25	L4
vs. FCS teams	1-0	7-0	W1
On artificial turf at Purdue	0-3	0-3	L3
On natural grass at Purdue	2-3	2-3	L3
Scoring first	1-3	33-9	L3
Opponent scores first	1-3	13-30	L3
Scoring on First Drive	2-3	25-11	L3
Opp Scoring on First Drive	1-4	12-18	L4
Leading after 1st quarter	1-3	34-10	L3
Tied/Trailing after 1st quarter	1-3	12-29	L3
Leading at halftime	2-1	39-5	L1
Tied/Trailing at halftime	0-5	7-34	L5
Leading after 3rd quarter	2-2	41-4	L2
Tied/Trailing after 3rd quarter	0-4	5-35	L4
Overtime		0-1	
Scoring 0-14 points	0-1	0-15	L1
Scoring 15-28 points	0-4	8-13	L4
Scoring 29-39 points	2-1	13-9	L1
Scoring 40+ points		25-2	
Allowing 0-14 points	2-0	20-0	W2
Allowing 15-28 points	0-3	20-11	L3
Allowing 29+ points	0-3	6-28	L3
Rushing for 100 yds or more	1-3	45-24	L3
Rushing for under 100 yds	1-1	1-13	L1
Opp Rushes for 100 yds or more	1-4	24-34	L4
Opp Rushes for under 100 yds	1-1	22-4	L1
Passing for 300 yds or more	1-2	14-8	L2
Passing for under 300 yds	1-3	32-30	L3
Opp Passes for 300 yds or more	0-2	9-11	L2
Opp Passes for under 300 yds	2-3	37-27	L3
Outgains opponent	2-1	41-10	L1
Outgained by opponent	0-5	5-29	L5
Total offense 300+ yds	2-6	44-28	L6
Allow 300+ yds total offense	0-5	28-37	L4
Total offense 400+ yds	1-2	36-15	L2
Allow 400+ yds total offense	0-4	14-25	L4
Total offense 500+ yds		19-5	
Allow 500+ yds total offense	0-3	3-14	L3
No turnovers	1-0	16-4	W1
Three or more turnovers	0-3	0-16	L3
No takeaways	2-1	5-14	L1
Three or more takeaways		12-3	
Wins the turnover battle		27-8	
Wins time of possession	1-1	23-5	L1
Games decided by 1-8 points	0-2	10-15	L2
Games decided by 9-16 points	0-1	5-7	L1
Games decided by 17-24 points	1-2	10-6	L2
Games decided by 25+ points	1-1	21-10	L1

• PURDUE & CAREER BESTS

MOST POINTS SCORED	
at Purdue	34 vs. Southern Illinois, 9/6/2025 (34-17)
Career	79 vs. Delaware State, 9/24/2016 (79-0)
FEWEST POINTS ALLOWED	
at Purdue	0 vs. Ball State, 8/30/2025
Career	0 4x last vs. Ball State, 8/30/2025
MOST FIRST DOWNS	
at Purdue	29 vs. Southern Illinois, 9/6/2025
Career	41 at Tennessee, 11/19/2016
FEWEST FIRST DOWNS ALLOWED	
at Purdue	13 vs. Ball State, 8/30/2025
Career	8 vs. Delaware State, 9/24/2016
MOST RUSHING ATTEMPTS	
at Purdue	53 vs. Southern Illinois, 9/6/2025
Career	67 at Tennessee, 11/19/2016
MOST RUSHING YARDS	
at Purdue	253 at Minnesota, 10/11/25
Career	504 vs. Utah Tech, 9/7/2024
MOST RUSHING TOUCHDOWNS	
at Purdue	3 vs. Illinois, 10/5/25
Career	6 2x last vs. Utah Tech, 9/7/2024
FEWEST RUSHING YARDS ALLOWED	
at Purdue	30 at Minnesota, 10/11/25
Career	16 vs. South Carolina, 9/21/2019
MOST PASSES COMPLETED	
at Purdue	30 vs. Illinois, 10/5/25
Career	34 at UConn, 10/28/2017
MOST PASSES ATTEMPTED	
at Purdue	50 vs. Illinois, 10/5/25
Career	53 at West Virginia, 9/3/2016
MOST PASSING YARDS	
at Purdue	340 vs. Ball State, 8/30/2025
Career	521 vs. Missouri State, 9/2/2017
MOST PASSING TOUCHDOWNS	
at Purdue	3 2x last vs. Rutgers, 10/25/25
Career	7 vs. Missouri State, 9/2/2017
FEWEST COMPLETIONS ALLOWED	
at Purdue	10 vs. Ball State, 8/30/2025
Career	3 at Air Force, 11/18/2023
FEWEST PASSING YARDS ALLOWED	
at Purdue	87 vs. Ball State, 8/30/2025
Career	54 vs. Southeast Missouri St., 9/14/2019
MOST YARDS OF TOTAL OFFENSE	
at Purdue	453 vs. Illinois, 10/5/25
Career	815 vs. Missouri State, 9/2/2017
FEWEST YARDS OF TOTAL OFFENSE ALLOWED	
at Purdue	203 vs. Ball State, 8/30/2025
Career	94 vs. Southeast Missouri St., 9/14/2019
MOST SACKS	
at Purdue	5 vs. Rutgers, 10/25/25
Career	6 6x last vs. Nevada, 11/30/2024
MOST TACKLES-FOR-LOSS	
at Purdue	8 vs. Illinois, 10/5/25
Career	13 vs. West Virginia, 9/7/2019
MOST INTERCEPTIONS	
at Purdue	1 2x last at Northwestern, 10/18/25
Career	3 vs. Georgia, 9/17/2016
LONGEST SCORING DRIVES AT PURDUE (PLAYS)	
Plays	13 5x last at Minnesota, 10/11/25
Yards	92 vs. Rutgers, 10/25/25
Time	7:10 vs. Southern Illinois, 9/6/2025
LONGEST TOUCHDOWN AT PURDUE (YARDS)	
60 Yards (R. Browne pass to C. Smith, TD), vs. Ball State, 10/4/25	




• RECORD VS. OPPONENTS

OPPONENT	PURDUE	RECORD	STREAK	LAST
Alabama	-	0-1	L1	L, 39-10 (2018)
Air Force	-	1-0	W1	W, 31-27 (2023)
Arkansas	-	4-0	W4	W, 24-14 (2019)
Auburn	-	0-1	L1	L, 51-14 (2017)
Ball State	1-0	1-0	W1	W, 31-0 (2025)
Boise State	-	0-3	L3	L, 21-7 (2024)
Bryant	-	1-0	W1	W, 44-14 (2023)
California	-	1-0	W1	W, 24-13 (2024)
Colorado State	-	1-0	W1	W, 25-23 (2023)
Connecticut	-	1-0	W1	W, 52-12 (2017)
Delaware State	-	1-0	W1	W, 79-0 (2016)
Eastern Michigan	-	1-0	W1	W, 61-21 (2016)
Florida	-	2-2	L1	L, 23-6 (2019)
Fresno State	-	1-1	W1	W, 59-14 (2024)
Georgia	-	0-4	L4	L, 27-0 (2019)
Hawaii	-	2-0	W2	W, 29-27 (2024)
Houston	-	1-0	W1	W, 27-7 (2024)
Idaho	-	1-0	W1	W, 68-21 (2017)
Illinois	0-1	0-1	L1	L, 43-27 (2025)
Indiana		First Meeting		
Kansas	-	1-1	W1	W, 23-20 (2024)
Kentucky	-	0-4	L4	L, 29-7 (2019)
LSU	-	0-1	L1	L, 42-7 (2016)
Memphis	-	1-0	W1	W, 65-33 (2018)
Michigan	-	0-1	L1	L, 35-7 (2023)
Middle Tennessee	-	0-1	L1	L, 51-45 (2016)
Minnesota	0-1	0-1	L1	L, 27-20 (2025)
Missouri State	-	1-0	W1	W, 72-43 (2017)
Nevada	-	2-0	W2	W, 38-14 (2024)
New Mexico	-	1-0	W1	W, 56-14 (2023)
Northwestern	0-1	0-1	L1	L, 19-0 (2025)
Notre Dame	0-1	0-1	L1	L, 56-30 (2025)
Ohio State		First Meeting		
Oklahoma State	-	0-1	L1	L, 38-33 (2018)
Ole Miss	-	1-0	W1	W, 38-27 (2019)
Oregon State	-	1-0	W1	W, 33-25 (2024)
Purdue	-	1-1	W1	W, 40-37 (2018)
Rutgers	0-1	0-1	L1	L, 27-24 (2025)
San Diego State	-	1-0	W1	W, 41-20 (2024)
San Jose State	-	1-1	W1	W, 27-16 (2024)
South Carolina	-	1-3	W1	W, 34-14 (2019)
SE Missouri State	-	1-0	W1	W, 50-0 (2019)
Southern Illinois	1-0	1-0	W1	W, 34-17 (2025)
Syracuse	-	0-1	L1	L, 44-41 OT (2024)
Tennessee	-	2-2	L1	L, 24-20 (2019)
Texas	-	0-1	L1	L, 33-16 (2017)
UTEP	-	1-0	W1	W, 45-28 (2023)
USC	0-1	0-1	L1	L, 33-17 (2025)
Troy	-	1-0	W1	W, 42-10 (2019)
UT Martin	-	1-0	W1	W, 51-14 (2018)
Utah State	-	1-0	W1	W, 50-34 (2024)
Utah Tech	-	1-0	W1	W, 72-14 (2024)
Vanderbilt	-	4-1	W1	W, 40-37 (2023)
Washington		First Meeting		
West Virginia	-	1-1	W1	W, 38-7 (2019)
Wyoming	-	2-1	W1	W, 34-14 (2023)

Bold indicates 2025 opponent







THE QUARTERBACKS

	#15 RYAN BROWNE So. QB 6-4 210 Clarkston, Mich. Venice (Fla.) North Carolina	<ul style="list-style-type: none">• Appeared in eight games with two starts in 2024 for the Boilermakers• Spent the spring semester at North Carolina, transferred back in the summer• Tabbed the Shaun Alexander Player of the Week after throwing for 297 yards and rushing for 118 yards in first career start against Illinois (2024)• Played high school in Michigan, Florida and New York - Only P4 offer was Purdue	<table><tr><th>YEAR</th><th>GP/GS</th><th>C-A-I</th><th>%</th><th>YDS</th><th>TD</th><th>LONG</th><th>APG</th><th>YPG</th></tr><tr><td>2025</td><td>8/8</td><td>144-242-7</td><td>59.5</td><td>1689</td><td>8</td><td>60</td><td>30.3</td><td>211.1</td></tr><tr><td>Career</td><td>17/10</td><td>199-334-11</td><td>59.6</td><td>2325</td><td>12</td><td>62</td><td>19.6</td><td>136.8</td></tr></table> <p>Last Game: 11-20, 117 Yds, 1 TD, 2 Att, 12 Yds</p>	YEAR	GP/GS	C-A-I	%	YDS	TD	LONG	APG	YPG	2025	8/8	144-242-7	59.5	1689	8	60	30.3	211.1	Career	17/10	199-334-11	59.6	2325	12	62	19.6	136.8
YEAR	GP/GS	C-A-I	%	YDS	TD	LONG	APG	YPG																						
2025	8/8	144-242-7	59.5	1689	8	60	30.3	211.1																						
Career	17/10	199-334-11	59.6	2325	12	62	19.6	136.8																						
	#3 MALACHI SINGLETON So. QB 6-1 235 Kennesaw, Ga. North Cobb Arkansas	<ul style="list-style-type: none">• Scored first Purdue touchdown on a 40-yard run at Minnesota on 4th-and-2• Joined Purdue ahead of the spring semester after two years at Arkansas• Led the Razorbacks to a win over No. 4 Tennessee in 2024 to earn SEC Freshman of the Week honors• Consensus four-star prospect, No. 5 dual-threat quarterback nationally.	<table><tr><th>YEAR</th><th>GP/GS</th><th>C-A-I</th><th>%</th><th>YDS</th><th>TD</th><th>LONG</th><th>APG</th><th>YPG</th></tr><tr><td>2025</td><td>7/0</td><td>18-31-2</td><td>58.1</td><td>266</td><td>3</td><td>48</td><td>4.4</td><td>38.0</td></tr><tr><td>Career</td><td>12/0</td><td>39-59-2</td><td>66.1</td><td>624</td><td>4</td><td>48</td><td>4.9</td><td>52.0</td></tr></table> <p>Last Game: 2-3, 11 Yds, 2 TD, 4 Att, 11 Yds</p>	YEAR	GP/GS	C-A-I	%	YDS	TD	LONG	APG	YPG	2025	7/0	18-31-2	58.1	266	3	48	4.4	38.0	Career	12/0	39-59-2	66.1	624	4	48	4.9	52.0
YEAR	GP/GS	C-A-I	%	YDS	TD	LONG	APG	YPG																						
2025	7/0	18-31-2	58.1	266	3	48	4.4	38.0																						
Career	12/0	39-59-2	66.1	624	4	48	4.9	52.0																						
	#18 BENNETT MEREDITH Jr. QB 6-3 200 Hoover, Ala. Hoover Arizona State	<ul style="list-style-type: none">• Played in three games for Purdue over three seasons• Made one start for Purdue, on the road at Northwestern in 2023• Joined Purdue before the 2023 season after spending one year at Arizona State• Led Hoover High School to a 23-3 record and two appearances in the 7A AHSAA Football Championships semifinal round during that span	<table><tr><th>YEAR</th><th>GP/GS</th><th>C-A-I</th><th>%</th><th>YDS</th><th>TD</th><th>LONG</th><th>APG</th><th>YPG</th></tr><tr><td>2025</td><td></td><td></td><td></td><td></td><td></td><td></td><td></td><td></td></tr><tr><td>Career</td><td>3/1</td><td>7-11-0</td><td>63.6%</td><td>43</td><td>0</td><td>21</td><td>3.7</td><td>14.3</td></tr></table> <p>Last Game: Did Not Play</p>	YEAR	GP/GS	C-A-I	%	YDS	TD	LONG	APG	YPG	2025									Career	3/1	7-11-0	63.6%	43	0	21	3.7	14.3
YEAR	GP/GS	C-A-I	%	YDS	TD	LONG	APG	YPG																						
2025																														
Career	3/1	7-11-0	63.6%	43	0	21	3.7	14.3																						

THE RUNNING BACKS

	<div>#45 DEVIN MOCKOBBEE</div> <div>Sr. RB 6-0 207</div> <div>Boonville, Ind. Boonville</div>	<div><div>• Doak Walker Award, Wuerffel Trophy, AFCA Good Works Team Watch List</div><div>• Ranks in Purdue's career top-10 in 100-yard games (4th), rushing yards (4th), rushing attempts (4th) and rushing touchdowns (9th)</div><div>• Walked on to the team and then awarded a scholarship in 2023</div><div>• Majoring in mechanical engineering. Fixes and builds cars in spare time.</div></div>	<table><tr><th>YEAR</th><th>GP/GS</th><th>ATT.</th><th>YDS</th><th>TD</th><th>LG</th><th>YPC</th><th>YPG</th></tr><tr><td>2025</td><td>8/8</td><td>125</td><td>521</td><td>4</td><td>32</td><td>15.6</td><td>65.1</td></tr><tr><td>Career</td><td>45/31</td><td>630</td><td>2987</td><td>23</td><td>68</td><td>14.0</td><td>66.4</td></tr></table> <div>Last Game: 16 Att, 91 Yds, 2 Rec, 18 Yds, 1 TD</div>	YEAR	GP/GS	ATT.	YDS	TD	LG	YPC	YPG	2025	8/8	125	521	4	32	15.6	65.1	Career	45/31	630	2987	23	68	14.0	66.4
YEAR	GP/GS	ATT.	YDS	TD	LG	YPC	YPG																				
2025	8/8	125	521	4	32	15.6	65.1																				
Career	45/31	630	2987	23	68	14.0	66.4																				
	<div>#22 ANTONIO HARRIS</div> <div>So. RB 6-0 210</div> <div>Chandler, Ind. Castle</div>	<div><div>• Scored first career touchdown against Illinois</div><div>• Moved up the running backs depth chart during the offseason</div><div>• Appeared in the final seven games of the season in 2024</div><div>• Two-time Indiana All-State honoree</div></div>	<table><tr><th>YEAR</th><th>GP/GS</th><th>ATT.</th><th>YDS</th><th>TD</th><th>LG</th><th>YPC</th><th>YPG</th></tr><tr><td>2025</td><td>8/0</td><td>20</td><td>152</td><td>1</td><td>41</td><td>2.5</td><td>19.0</td></tr><tr><td>Career</td><td>15/0</td><td>21</td><td>156</td><td>1</td><td>41</td><td>1.4</td><td>10.4</td></tr></table> <div>Last Game: 2 Att, 42 Yds</div>	YEAR	GP/GS	ATT.	YDS	TD	LG	YPC	YPG	2025	8/0	20	152	1	41	2.5	19.0	Career	15/0	21	156	1	41	1.4	10.4
YEAR	GP/GS	ATT.	YDS	TD	LG	YPC	YPG																				
2025	8/0	20	152	1	41	2.5	19.0																				
Career	15/0	21	156	1	41	1.4	10.4																				
	<div>#24 MALACHI THOMAS</div> <div>Sr. RB 6-0 220</div> <div>Harwell, Ga. Hart County</div> <div>Virginia Tech</div>	<div><div>• First Boilermaker with catch 6 rush of 40+ yards since 2012 with a 57-yard rush and 44-yard catch vs. Rutgers (Akeem Hunt vs. Eastern Michigan)</div><div>• Played four seasons at Virginia Tech before joining Purdue during the spring</div><div>• Appeared in 38 games and rushed for 1,132 yards and seven scores for the Hokies</div><div>• Georgia AAA Player of the Year in 2019</div></div>	<table><tr><th>YEAR</th><th>GP/GS</th><th>ATT.</th><th>YDS</th><th>TD</th><th>LG</th><th>YPC</th><th>YPG</th></tr><tr><td>2025</td><td>8/0</td><td>24</td><td>138</td><td>0</td><td>57</td><td>3.0</td><td>17.3</td></tr><tr><td>Career</td><td>46/6</td><td>280</td><td>1270</td><td>7</td><td>57</td><td>6.1</td><td>27.6</td></tr></table> <div>Last Game: 3 Att, 62 Yds, 3 Rec, 50 Yds, 1 TD</div>	YEAR	GP/GS	ATT.	YDS	TD	LG	YPC	YPG	2025	8/0	24	138	0	57	3.0	17.3	Career	46/6	280	1270	7	57	6.1	27.6
YEAR	GP/GS	ATT.	YDS	TD	LG	YPC	YPG																				
2025	8/0	24	138	0	57	3.0	17.3																				
Career	46/6	280	1270	7	57	6.1	27.6																				

THE TIGHT ENDS

	#81 GEORGE BURHENN So. TE 6-5 235 McCordsville, Ind. Mt. Vernon	<ul style="list-style-type: none">• Appeared in four games last year before injury ended his season• Played in 11 games and made a career-high five grabs vs. Indiana as a freshman• Won Indiana 4A football title as a junior and named top tight end in Indiana• Won the 110m hurdle state title as a senior, finished third in 300m hurdle	<table><tr><th>YEAR</th><th>GP/GS</th><th>REC</th><th>YDS</th><th>TD</th><th>LONG</th><th>REC/G</th><th>YPC</th><th>YDS/G</th></tr><tr><td>2025</td><td>3/1</td><td>1</td><td>9</td><td>0</td><td>9</td><td>0.3</td><td>9</td><td>3.0</td></tr><tr><td>Career</td><td>16/1</td><td>5</td><td>36</td><td>0</td><td>9</td><td>0.3</td><td>7.2</td><td>2.3</td></tr></table> <p>Last Game: Did Not Play</p>	YEAR	GP/GS	REC	YDS	TD	LONG	REC/G	YPC	YDS/G	2025	3/1	1	9	0	9	0.3	9	3.0	Career	16/1	5	36	0	9	0.3	7.2	2.3
YEAR	GP/GS	REC	YDS	TD	LONG	REC/G	YPC	YDS/G																						
2025	3/1	1	9	0	9	0.3	9	3.0																						
Career	16/1	5	36	0	9	0.3	7.2	2.3																						
	#17 RICO WALKER Jr. TE 6-3 250 Hickory, N.C. Hickory Maryland Auburn	<ul style="list-style-type: none">• Caught a career-long 20-yard pass at Northwestern• Joined Purdue after spending time at Auburn and Maryland• Played eight games in 2023 for Maryland, catching four passes for 27 yards• Four-star recruit, No. 2 player in North Carolina, Under Armour All-American	<table><tr><th>YEAR</th><th>GP/GS</th><th>REC</th><th>YDS</th><th>TD</th><th>LONG</th><th>REC/G</th><th>YPC</th><th>YDS/G</th></tr><tr><td>2025</td><td>6/1</td><td>5</td><td>45</td><td>0</td><td>20</td><td>1.0</td><td>9</td><td>9.0</td></tr><tr><td>Career</td><td>19/1</td><td>9</td><td>72</td><td>0</td><td>20</td><td>0.5</td><td>8</td><td>3.8</td></tr></table> <p>Last Game: Appeared on offense</p>	YEAR	GP/GS	REC	YDS	TD	LONG	REC/G	YPC	YDS/G	2025	6/1	5	45	0	20	1.0	9	9.0	Career	19/1	9	72	0	20	0.5	8	3.8
YEAR	GP/GS	REC	YDS	TD	LONG	REC/G	YPC	YDS/G																						
2025	6/1	5	45	0	20	1.0	9	9.0																						
Career	19/1	9	72	0	20	0.5	8	3.8																						
	#44 CHRISTIAN MOORE Sr. TE 6-3 250 Huntington Beach, Calif. Huntington Beach Kansas St. UNLV	<ul style="list-style-type: none">• Played for Barry Odom at UNLV for one season with two catches in 14 games• Primarily used as a blocking fullback throughout his career• Finished third among FBS tight ends with a 77.8 run blocking grade in 2024• Spent three seasons at Kansas State, appearing in 30 contests• No. 41 tight end in the nation in the Class of 2020	<table><tr><th>YEAR</th><th>GP/GS</th><th>REC</th><th>YDS</th><th>TD</th><th>LONG</th><th>REC/G</th><th>YPC</th><th>YDS/G</th></tr><tr><td>2025</td><td>8/6</td><td>1</td><td>2</td><td>0</td><td>2</td><td>0.1</td><td>2</td><td>0.3</td></tr><tr><td>Career</td><td>54/18</td><td>5</td><td>36</td><td>1</td><td>27</td><td>0.1</td><td>7.2</td><td>0.7</td></tr></table> <p>Last Game: Started on offense</p>	YEAR	GP/GS	REC	YDS	TD	LONG	REC/G	YPC	YDS/G	2025	8/6	1	2	0	2	0.1	2	0.3	Career	54/18	5	36	1	27	0.1	7.2	0.7
YEAR	GP/GS	REC	YDS	TD	LONG	REC/G	YPC	YDS/G																						
2025	8/6	1	2	0	2	0.1	2	0.3																						
Career	54/18	5	36	1	27	0.1	7.2	0.7																						
	#87 CHRISTIAN EARLS Sr. TE 6-8 280 Chandler, Ariz. Basha Butler CC Kilgore College UNLV	<ul style="list-style-type: none">• First start of career came against Illinois• Followed Coach Odom to Purdue after two seasons at UNLV• Primarily served as a blocking tight end during his time in Las Vegas• Played in 11 games at Kilgore College right out of high school	<table><tr><th>YEAR</th><th>GP/GS</th><th>REC</th><th>YDS</th><th>TD</th><th>LONG</th><th>REC/G</th><th>YPC</th><th>YDS/G</th></tr><tr><td>2025</td><td>8/1</td><td>0</td><td>0</td><td>0</td><td>0</td><td>0.0</td><td>0.0</td><td>0.0</td></tr><tr><td>Career</td><td>29/1</td><td>2</td><td>25</td><td>0</td><td>14</td><td>0.1</td><td>12.5</td><td>0.8</td></tr></table> <p>Last Game: Appeared on offense and special teams</p>	YEAR	GP/GS	REC	YDS	TD	LONG	REC/G	YPC	YDS/G	2025	8/1	0	0	0	0	0.0	0.0	0.0	Career	29/1	2	25	0	14	0.1	12.5	0.8
YEAR	GP/GS	REC	YDS	TD	LONG	REC/G	YPC	YDS/G																						
2025	8/1	0	0	0	0	0.0	0.0	0.0																						
Career	29/1	2	25	0	14	0.1	12.5	0.8																						

THE OFFENSIVE LINE

	#79 JOEY TANONA Jr. OL 6-6 305 Zionsville, Ind. Zionsville Notre Dame	<ul style="list-style-type: none"> Started first eight games at left tackle 4-star prospect, No. 16 OT in Class of 2022 Transferred to Purdue in the summer of 2024 Did not play in two seasons at Notre Dame due to car accident before his first practice 		#58 HANK PURVIS So. OL 6-5 360 Wichita, Kan. Bishop Carroll UNLV	<ul style="list-style-type: none"> Started at right guard at Northwestern Made first career start at Minnesota Appeared in all 14 games at UNLV as a freshman, followed staff to Purdue No. 9 prospect from the state of Kansas
	#74 JALEN ST. JOHN Sr. OL 6-5 330 St. Louis, Mo. Trinity Catholic Arkansas UNLV	<ul style="list-style-type: none"> Started seven games at left guard Most experienced linemen on roster - 41 games, 25 starts over his career Second Team All-Mountain West in 2024 Three years at Arkansas, before last two at UNLV 		#77 MARC NAVE JR. R-Fr. OL 6-4 350 Toledo, Ohio Central Catholic Kentucky	<ul style="list-style-type: none"> Joined Purdue during the offseason Spent one season at Murray State No. 17 interior lineman in Class of 2024 Two-time Ohio state champion
	#55 BRADYN JOINER So. OL 6-2 310 Anniston, Ala. Auburn High Auburn	<ul style="list-style-type: none"> Started first eight games at center Joined Purdue during the offseason Spent two seasons at Auburn, earned SEC All-Freshman honors after 10 appearances in 2024 No. 1 center in Alabama in Class of 2023 		#62 GIORDANO VACCARO Sr. OL 6-3 315 Winnipeg, Manitoba University of Manitoba	<ul style="list-style-type: none"> In 2024, tabbed the Canada West Lineman of the Year and JP Metras Lineman Award winner Played three seasons at the University of Manitoba in his native Canada
	#76 ETHAN TRENT So. OL 6-2 295 Carmel, Ind. Carmel	<ul style="list-style-type: none"> Started first six games at right guard Made first career start vs. Ball State Earned a scholarship during the offseason Younger brother of Purdue superfan Tyler Trent who passed away from osteosarcoma in 2019 		#51 MASON VICARI So. OL 6-4 305 Sacramento, Calif. Christian Brothers UNLV	<ul style="list-style-type: none"> Followed Coach Odom and Coach Vance to Purdue during the offseason Appeared in nine games at UNLV as a freshman Three-star prospect in the Class of 2024
	#78 BAKYNE COLY Sr. OL 6-7 300 Farmington, Mich. Farmington Lawrence Tech	<ul style="list-style-type: none"> Started first eight games at right tackle Cemented spot at tackle during the offseason Reserve for first two seasons at Purdue Put on 35 pounds since his arrival in 2023 Joined Purdue after one year at Lawrence Tech 		#71 MARQUES EASLEY R-Fr. OL 6-6 320 Kankakee, Ill. Kankakee Georgia	<ul style="list-style-type: none"> Came to Purdue after one season at Georgia Appeared in a pair of games for Georgia in 2024 Four-star recruit, No. 5 player in Illinois



THE WIDE RECEIVERS



#0 NITRO TUGGLE

So. | WR | 6-1 | 195
Goshen, Ind. | Northwood
Georgia

- First Boilermaker with touchdown catches in back-to-back-to-back games since Charlie Jones in 2022
- Speedy receiver spent one season at Georgia, appearing in eight games and caught three passes for 34 yards
- Four-star prospect and the No. 17 wide receiver nationally in the Class of 2024

YEAR	GP/GS	REC	YDS	TD	LONG	REC/G	YPC	YDS/G
2025	8/7	19	310	4	33	2.4	16.3	38.8
Career	16/7	22	344	4	33	1.4	15.6	21.5
Last Game: 2 Rec, 20 Yds, 1 TD								



#2 MICHAEL JACKSON III

Sr. | WR | 6-0 | 205
Las Vegas, Nev. | Desert Pines
USC | Georgia

- Sixth in the Big Ten in receptions per game, third in Big Ten play
- Made 14 catches against Illinois, the most since Rondale Moore in 2020
- Seven receptions for 70+ yards three times (Southern Illinois, USC, Illinois)
- Veteran leader in the wide receivers room after stops at USC and Georgia
- Won an SEC Championship during his lone season with Georgia

YEAR	GP/GS	REC	YDS	TD	LONG	REC/G	YPC	YDS/G
2025	8/8	44	398	1	31	5.5	9	49.8
Career	37/12	91	906	6	31	2.5	10	24.5
Last Game: 3 Rec, 8 Yds								



#6 ARHMAD BRANCH

So. | WR | 6-0 | 185
Festus, Mo. | Festus

- Caught three passes for 101 yards and a touchdown against Ball State
- First career catch was a 49-yard touchdown catch and run vs. Ball State
- Entered the transfer portal but elected to return after Coach Odom's hiring
- Played in five games in 2024, scoring on a three-yard jet sweep at Illinois
- Four-star prospect, No. 22 player in Missouri

YEAR	GP/GS	REC	YDS	TD	LONG	REC/G	YPC	YDS/G
2025	8/4	14	212	2	49	1.8	15.1	26.5
Career	14/4	14	212	2	49	1.0	15.1	15.1
Last Game: Appeared on offense and special teams								



#12 COREY SMITH

So. | WR | 6-1 | 185
Brownsburg, Ind. | Tulsa

- Hauled in a 60-yard touchdown reception against Illinois
- Caught 12 passes for 179 yards and two touchdowns at Tulsa in 2024
- In-state product always wanted to play for Purdue
- No. 12 recruit out of Indiana for the Class of 2024
- Went 28-6 at Brownsburg High School, notching 14 touchdown grabs

YEAR	GP/GS	REC	YDS	TD	LONG	REC/G	YPC	YDS/G
2025	8/1	14	237	1	60	1.8	16.9	29.6
Career	20/1	26	416	3	60	1.3	16	20.8
Last Game: Appeared on offense and special teams								



#13 EJ HORTON JR.

Sr. | WR | 6-1 | 190
Louisville, Ky. | Palmetto Academy
Marshall | West Virginia | FAU

- Joined Purdue during the offseason after stops at FAU, West Virginia, Marshall
- Last full season was in 2023 at West Virginia, made 10 grabs for 201 yards
- Appeared in 12 games with four starts at Marshall, recording 12 receptions for 186 yards and a touchdown

YEAR	GP/GS	REC	YDS	TD	LONG	REC/G	YPC	YDS/G
2025	7/4	14	174	0	21	2.0	12.4	24.9
Career	37/11	40	620	3	21	1.1	15.5	16.8
Last Game: 1 Rec, 17 Yds								



#5 CHAUNCEY MAGWOOD

Sr. | WR | 6-0 | 200
Albany, Ga. | Lee County
Kentucky | UCF

- Veteran receiver with 41 career games played
- Injured for most of the spring and summer, ramped up during camp
- Joined Purdue in the offseason after two seasons at UCF and two at Kentucky
- Region 1-AAAAAA Athlete of the Year in 2020 in Georgia

YEAR	GP/GS	REC	YDS	TD	LONG	REC/G	YPC	YDS/G
2025	2/0	2	17	0	15	1.0	8.5	8.5
Career	43/1	19	280	1	34	0.4	14.7	6.5
Last Game: Did Not Play								



#8 DE'NYLON MORRISSETTE JR.

Jr. | WR | 6-1 | 203
Stone Mountain, Ga. | North Cobb
Georgia

- One of the leaders of the receivers, stayed at Purdue to earn spot in new era
- Appeared in 11 games, starting four in 2024, grabbed 11 passes with two scores
- Played 16 games at Georgia in two years, winning the 2022 national title
- Four-star prospect, No. 182 player, No. 30 receiver in the Class of 2022

YEAR	GP/GS	REC	YDS	TD	LONG	REC/G	YPC	YDS/G
2025								
Career	24/4	15	140	2	19	0.6	9.3	5.8
Last Game: Did Not Play								



#10 JESSE WATSON

R-Fr. | WR | 5-9 | 172
St. Louis, Mo. | East St. Louis

- Caught first touchdown pass of his career against Notre Dame
- A returning player who bought into new culture and climbed up depth chart
- Made Purdue debut in 2024 vs. Indiana State, catching one pass for 16 yards
- Reached three Illinois 6A State Finals, winning the 2022 edition
- High school teammate with Smiley Bradford

YEAR	GP/GS	REC	YDS	TD	LONG	REC/G	YPC	YDS/G
2025	8/0	6	67	1	24	0.8	11.2	8.4
Career	9/0	7	83	1	24	0.8	11.9	9.2
Last Game: Appeared on offense and special teams								



#11 TRA'MAR HARRIS

R-Fr. | WR | 6-1 | 195
Cincinnati, Ohio | Winton Woods

- Appeared in a pair of games as a freshman in 2024
- Consensus three-star prospect, No. 17 in the state of Ohio per On3
- Ranked as No. 58 wide receiver in the country by ESPN
- Named OPSWA Div. II All-State and All-Southwest First Team in 2023

YEAR	GP/GS	REC	YDS	TD	LONG	REC/G	YPC	YDS/G
2025								
Career	2/0	0	0	0	0	0.0	0	0.0
Last Game: Did Not Play								



#19 DAVID WASHINGTON

R-Fr. | WR | 6-0 | 200
Las Vegas, Nev. | Delta Academy
Utah

- Joined Purdue during the offseason after one season at Utah
- Appeared in four games on special teams, blocking one punt for the Utes
- Four-star prospect and No. 7 player in Nevada's Class of 2024

YEAR	GP/GS	REC	YDS	TD	LONG	REC/G	YPC	YDS/G
2025								
Career	4/0	0	0	0	0	0.0	0	0.0
Last Game: Did Not Play								



#9 JALIL HALL

Fr. | WR | 6-4 | 202
Drexel Hill, Pa. | Monsignor Bonner

- Injured against Ball State, out for the season
- Rated a four-star prospect by 247Sports Composite
- Named the No. 5 prospect in Pennsylvania and No. 35 wide receiver nationally by 247Sports
- Hauled in 59 receptions for 991 yards and 14 touchdowns as a senior

YEAR	GP/GS	REC	YDS	TD	LONG	REC/G	YPC	YDS/G
2025	1/0	1	7	0	0	0.0	0	0.0
Career	1/0	1	7	0	0	0.0	0	0.0
Last Game: Did Not Play								

THE SPECIALISTS



#35 SPENCER PORATH

So. | K | 5-11 | 200
Brownsburg, Ind. | Brownsburg

- 14th on Purdue's career chart with 17 made field goals
- Drilled three field goals at Notre Dame, including career-long 48-yarder
- Big Ten Special Teams Player of the Week after two field goals vs. Southern Illinois
- Last season, made seven field goals, fourth most by a freshman in Purdue history
- 2023 U.S. Army Bowl All-American, Indiana Mr. Football at Kicker

YEAR	FGM-A	FG%	PAT	LONG	-29	30-39	40-49	50+
2025	10-11	.909	21-21	48	5-5	3-3	2-3	0-0
Career	17-22	.772	36-36	48	11-12	3-6	3-4	0-0
Last Game: 1-1 FG, Made 26, 3-3 PATs								



#38 JACK MCCALLISTER

Sr. | P | 6-0 | 213
Edmonds, Wash. | Kings
Washington

- Opponents average start is their own 20.8-yard line after his punts
- Averaged over 50 yards on three punts against Ball State and USC
- Named to the Ray Guy Award Ray's 8 after Week 1 & 3
- Joined Purdue in the spring of 2025, after spending the offseason at Nebraska
- Punted in the CFP National Championship Game in 2024 for Washington

YEAR	GP	PUNT	AVG	LONG	NET	I20	50+
2025	8	29	45.6	68	44.2	13	11
Career	49	139	42.8	68	41.9	41	30
Last Game: 5 Punts, 37.6 Avg, 4 I20, 1 50+							



#93 SETH TURNER

So. | K/P | 6-1 | 195
Malvern, Pa. | Great Valley
UConn

- Primarily used as the kickoff specialist
- Spent two seasons at UConn before joining Purdue during the offseason
- First-Team all-area kicker as a senior
- Holds the Great Valley record with a 51-yard boot

YEAR	FGM-A	FG%	PAT	LONG	-29	30-39	40-49	50+
2025								
Career								
Last Game: 5 KO, 63.4 Avg, 3 TBts								



#46 LUKE RAAB

R-Fr. | LS | 6-2 | 215
Brentwood, Tenn. | Brentwood
Georgia










- Joined Purdue after spending a redshirt at Georgia in 2024
- Led Brentwood Academy to state semifinals three years in a row
- Sister, Meghan, swam at Georgia on one of the national championship teams
- Mother, Jamie, and sister, Allie, were both on national championship swimming and diving teams at Stanford

YEAR	GP/GS	TOT	UA	AST	TFL	SACK	FF	FR	PBU	INT
2025	8/0	1	1	0	0	0	0	0	0	0
Career	8/0	1	1	0	0	0	0	0	0	0
Last Game: 1 Total, 1 Solo										










THE DEFENSIVE LINE

	#8 CJ MADDEN Jr. DE 6-4 275 Ellenwood, Ga. Cedar Grove Georgia	<ul style="list-style-type: none">• Represented Purdue at Big Ten Football Media Days• Appeared in the first three games of the season before missing the remainder of the season due to injury• Spent two seasons at Georgia• No. 13 linebacker in the nation in Class of 2022	<table><tr><th>YEAR</th><th>GP/GS</th><th>TOT</th><th>UA</th><th>AST</th><th>TFL</th><th>SACK</th><th>FF</th><th>FR</th><th>PBU</th><th>INT</th></tr><tr><td>2025</td><td>8/7</td><td>12</td><td>4</td><td>8</td><td>2.5</td><td>0.5</td><td>0</td><td>0</td><td>0</td><td>0</td></tr><tr><td>Career</td><td>19/7</td><td>22</td><td>12</td><td>10</td><td>3</td><td>0.5</td><td>0</td><td>0</td><td>0</td><td>0</td></tr></table> Last Game: 1 Total, 0.5 TFL	YEAR	GP/GS	TOT	UA	AST	TFL	SACK	FF	FR	PBU	INT	2025	8/7	12	4	8	2.5	0.5	0	0	0	0	Career	19/7	22	12	10	3	0.5	0	0	0	0
YEAR	GP/GS	TOT	UA	AST	TFL	SACK	FF	FR	PBU	INT																										
2025	8/7	12	4	8	2.5	0.5	0	0	0	0																										
Career	19/7	22	12	10	3	0.5	0	0	0	0																										
	#13 TJ LINDSEY R-Fr. DL 6-3 310 Little Rock, Ark. IMG Academy Auburn	<ul style="list-style-type: none">• Injured against USC, out for the season• Joined Purdue during the spring, cementing his spot in the middle of the line• Appeared in one game during his lone season at Auburn in 2024, redshirted• Four-star prospect, No. 25 defensive tackle in the Class of 2024	<table><tr><th>YEAR</th><th>GP/GS</th><th>TOT</th><th>UA</th><th>AST</th><th>TFL</th><th>SACK</th><th>FF</th><th>FR</th><th>PBU</th><th>INT</th></tr><tr><td>2025</td><td>3/2</td><td>5</td><td>4</td><td>1</td><td>1</td><td>0</td><td>0</td><td>0</td><td>0</td><td>0</td></tr><tr><td>Career</td><td>4/2</td><td>6</td><td>5</td><td>1</td><td>1</td><td>0</td><td>0</td><td>0</td><td>0</td><td>0</td></tr></table> Last Game: Did Not Play	YEAR	GP/GS	TOT	UA	AST	TFL	SACK	FF	FR	PBU	INT	2025	3/2	5	4	1	1	0	0	0	0	0	Career	4/2	6	5	1	1	0	0	0	0	0
YEAR	GP/GS	TOT	UA	AST	TFL	SACK	FF	FR	PBU	INT																										
2025	3/2	5	4	1	1	0	0	0	0	0																										
Career	4/2	6	5	1	1	0	0	0	0	0																										
	#23 TREY SMITH So. DE 6-4 255 Apopka, Fla. Ocoee Illinois	<ul style="list-style-type: none">• Recorded a half sack against Southern Illinois• Joined Purdue in 2024, appeared in nine games with two tackles last year• Played in two contests as a freshman at Illinois in 2023• No. 57 defensive end in the nation in the Class of 2023	<table><tr><th>YEAR</th><th>GP/GS</th><th>TOT</th><th>UA</th><th>AST</th><th>TFL</th><th>SACK</th><th>FF</th><th>FR</th><th>PBU</th><th>INT</th></tr><tr><td>2025</td><td>8/2</td><td>11</td><td>4</td><td>7</td><td>1</td><td>1</td><td>0</td><td>0</td><td>0</td><td>0</td></tr><tr><td>Career</td><td>19/2</td><td>13</td><td>6</td><td>7</td><td>2</td><td>1</td><td>0</td><td>0</td><td>0</td><td>0</td></tr></table> Last Game: 3 Total, 2 Solo, 1 TFL, 1 Sack	YEAR	GP/GS	TOT	UA	AST	TFL	SACK	FF	FR	PBU	INT	2025	8/2	11	4	7	1	1	0	0	0	0	Career	19/2	13	6	7	2	1	0	0	0	0
YEAR	GP/GS	TOT	UA	AST	TFL	SACK	FF	FR	PBU	INT																										
2025	8/2	11	4	7	1	1	0	0	0	0																										
Career	19/2	13	6	7	2	1	0	0	0	0																										
	#58 BREEON ISHMAIL So. DE 6-4 270 Cincinnati, Ohio Princeton Michigan	<ul style="list-style-type: none">• Made first career start against Rutgers• Transferred to Purdue during the offseason• Spent two years at Michigan, appearing in two games, won the CFP National Championship in 2023• No. 27 player in Ohio and No. 91 linebacker nationally in the Class of 2023	<table><tr><th>YEAR</th><th>GP/GS</th><th>TOT</th><th>UA</th><th>AST</th><th>TFL</th><th>SACK</th><th>FF</th><th>FR</th><th>PBU</th><th>INT</th></tr><tr><td>2025</td><td>8/1</td><td>13</td><td>4</td><td>9</td><td>0</td><td>0</td><td>0</td><td>0</td><td>0</td><td>0</td></tr><tr><td>Career</td><td>16/1</td><td>16</td><td>5</td><td>11</td><td>0</td><td>0</td><td>0</td><td>0</td><td>0</td><td>0</td></tr></table> Last Game: 5 Total, 1 Solo	YEAR	GP/GS	TOT	UA	AST	TFL	SACK	FF	FR	PBU	INT	2025	8/1	13	4	9	0	0	0	0	0	0	Career	16/1	16	5	11	0	0	0	0	0	0
YEAR	GP/GS	TOT	UA	AST	TFL	SACK	FF	FR	PBU	INT																										
2025	8/1	13	4	9	0	0	0	0	0	0																										
Career	16/1	16	5	11	0	0	0	0	0	0																										
	#95 BREYON CHARLES Sr. DL 6-3 272 New Orleans, La. Destrehan Lamar Navarro North Texas	<ul style="list-style-type: none">• Joined Purdue during the offseason after one year at North Texas• Led the Mean Green with 4.5 sacks during the 2024 campaign• Played one year at Navarro College, earning JUCO Second Team All-America	<table><tr><th>YEAR</th><th>GP/GS</th><th>TOT</th><th>UA</th><th>AST</th><th>TFL</th><th>SACK</th><th>FF</th><th>FR</th><th>PBU</th><th>INT</th></tr><tr><td>2025</td><td>6/0</td><td>6</td><td>2</td><td>4</td><td>0.5</td><td>0.5</td><td>0</td><td>0</td><td>0</td><td>0</td></tr><tr><td>Career</td><td>34/4</td><td>51</td><td>20</td><td>31</td><td>7</td><td>5.5</td><td>0</td><td>3</td><td>2</td><td>0</td></tr></table> Last Game: 1 Total	YEAR	GP/GS	TOT	UA	AST	TFL	SACK	FF	FR	PBU	INT	2025	6/0	6	2	4	0.5	0.5	0	0	0	0	Career	34/4	51	20	31	7	5.5	0	3	2	0
YEAR	GP/GS	TOT	UA	AST	TFL	SACK	FF	FR	PBU	INT																										
2025	6/0	6	2	4	0.5	0.5	0	0	0	0																										
Career	34/4	51	20	31	7	5.5	0	3	2	0																										
	#97 JAMARRION HARKLESS So. DL 6-3 345 Lexington, Ky. Frederick Douglas	<ul style="list-style-type: none">• Racked up 1.5 sacks in first career start against Ball State• One of the longest tenured players on the team in his third season• Made 10 appearances with six stops during his freshman season in 2024• No. 8 player in Kentucky and No. 90 defensive lineman in Class of 2023	<table><tr><th>YEAR</th><th>GP/GS</th><th>TOT</th><th>UA</th><th>AST</th><th>TFL</th><th>SACK</th><th>FF</th><th>FR</th><th>PBU</th><th>INT</th></tr><tr><td>2025</td><td>8/8</td><td>9</td><td>3</td><td>6</td><td>2.5</td><td>2.5</td><td>0</td><td>0</td><td>0</td><td>0</td></tr><tr><td>Career</td><td>18/8</td><td>15</td><td>4</td><td>11</td><td>2.5</td><td>2.5</td><td>0</td><td>0</td><td>0</td><td>0</td></tr></table> Last Game: 1 Total, 1 Solo, 1 TFL, 1 Sack	YEAR	GP/GS	TOT	UA	AST	TFL	SACK	FF	FR	PBU	INT	2025	8/8	9	3	6	2.5	2.5	0	0	0	0	Career	18/8	15	4	11	2.5	2.5	0	0	0	0
YEAR	GP/GS	TOT	UA	AST	TFL	SACK	FF	FR	PBU	INT																										
2025	8/8	9	3	6	2.5	2.5	0	0	0	0																										
Career	18/8	15	4	11	2.5	2.5	0	0	0	0																										
	#18 DEMECO KENNEDY So. DL 6-2 305 Lexington, Ky. Frederick Douglas	<ul style="list-style-type: none">• Appeared in nine games as a freshman in 2024• Racked up two tackles in games against Wisconsin and Ohio State• No. 5 player in Kentucky• Helped guide the Broncos to the 2022 Kentucky Class 5A State Championship	<table><tr><th>YEAR</th><th>GP/GS</th><th>TOT</th><th>UA</th><th>AST</th><th>TFL</th><th>SACK</th><th>FF</th><th>FR</th><th>PBU</th><th>INT</th></tr><tr><td>2025</td><td>8/4</td><td>16</td><td>5</td><td>11</td><td>3</td><td>1.5</td><td>0</td><td>0</td><td>0</td><td>0</td></tr><tr><td>Career</td><td>17/4</td><td>22</td><td>8</td><td>14</td><td>3</td><td>1.5</td><td>0</td><td>0</td><td>0</td><td>0</td></tr></table> Last Game: 1 Total, 1 Solo	YEAR	GP/GS	TOT	UA	AST	TFL	SACK	FF	FR	PBU	INT	2025	8/4	16	5	11	3	1.5	0	0	0	0	Career	17/4	22	8	14	3	1.5	0	0	0	0
YEAR	GP/GS	TOT	UA	AST	TFL	SACK	FF	FR	PBU	INT																										
2025	8/4	16	5	11	3	1.5	0	0	0	0																										
Career	17/4	22	8	14	3	1.5	0	0	0	0																										
	#40 IAN JEFFRIES So. DL 6-4 303 Southaven, Miss. Southaven Arkansas State	<ul style="list-style-type: none">• Made first Purdue start at Northwestern (6 tackles, 1.5 for-loss)• Recorded first career sack at Minnesota• Came to Purdue after time at Akron, Independence CC and Jackson State• Two-time First Team All-MAC for Akron with 26.5 TFLs and 13 sacks in two years• Recorded seven TFLs and two sacks in one season at Independence in 2022	<table><tr><th>YEAR</th><th>GP/GS</th><th>TOT</th><th>UA</th><th>AST</th><th>TFL</th><th>SACK</th><th>FF</th><th>FR</th><th>PBU</th><th>INT</th></tr><tr><td>2025</td><td>8/2</td><td>14</td><td>4</td><td>10</td><td>3</td><td>1</td><td>0</td><td>0</td><td>0</td><td>0</td></tr><tr><td>Career</td><td>24/10</td><td>35</td><td>16</td><td>19</td><td>7.5</td><td>4.5</td><td>1</td><td>0</td><td>0</td><td>0</td></tr></table> Last Game: 4 Total, 2 Solo	YEAR	GP/GS	TOT	UA	AST	TFL	SACK	FF	FR	PBU	INT	2025	8/2	14	4	10	3	1	0	0	0	0	Career	24/10	35	16	19	7.5	4.5	1	0	0	0
YEAR	GP/GS	TOT	UA	AST	TFL	SACK	FF	FR	PBU	INT																										
2025	8/2	14	4	10	3	1	0	0	0	0																										
Career	24/10	35	16	19	7.5	4.5	1	0	0	0																										
	#91 CJ NUNNALLY IV Sr. DL 6-3 265 Douglasville, Ga. South Paulding Jackson State Akron	<ul style="list-style-type: none">• Leads the team in tackles-for-loss and sacks• Tallied sacks on back-to-back plays against Southern Illinois• Came to Purdue after time at Akron, Independence CC and Jackson State• Two-time First Team All-MAC for Akron with 26.5 TFLs and 13 sacks in two years• Recorded seven TFLs and two sacks in one season at Independence in 2022	<table><tr><th>YEAR</th><th>GP/GS</th><th>TOT</th><th>UA</th><th>AST</th><th>TFL</th><th>SACK</th><th>FF</th><th>FR</th><th>PBU</th><th>INT</th></tr><tr><td>2025</td><td>8/6</td><td>28</td><td>17</td><td>11</td><td>7.5</td><td>5</td><td>1</td><td>1</td><td>1</td><td>0</td></tr><tr><td>Career</td><td>33/29</td><td>149</td><td>76</td><td>73</td><td>34</td><td>18</td><td>4</td><td>1</td><td>3</td><td>0</td></tr></table> Last Game: 7 Total, 2 Solo, 1 TFL, 1 Sack, 1 FF, 1 PBU	YEAR	GP/GS	TOT	UA	AST	TFL	SACK	FF	FR	PBU	INT	2025	8/6	28	17	11	7.5	5	1	1	1	0	Career	33/29	149	76	73	34	18	4	1	3	0
YEAR	GP/GS	TOT	UA	AST	TFL	SACK	FF	FR	PBU	INT																										
2025	8/6	28	17	11	7.5	5	1	1	1	0																										
Career	33/29	149	76	73	34	18	4	1	3	0																										

THE LINEBACKERS

	#5 CHARLES CORREA So. LB 6-3 230 Kuli'ou'ou, Hawaii Bishop Gorman UNLV	<ul style="list-style-type: none">• Ranks third in the Big Ten in total tackles• Reached double figures in tackles in five of eight games this season• Picked up a sack in back-to-back games against Southern Illinois and USC• Joined Purdue after spring practice, following the coaching staff from UNLV• From the Island of Oahu, moved to Las Vegas for last two years of high school	<table><tr><th>YEAR</th><th>GP/GS</th><th>TOT</th><th>UA</th><th>AST</th><th>TFL</th><th>SACK</th><th>FF</th><th>FR</th><th>PBU</th><th>INT</th></tr><tr><td>2025</td><td>8/8</td><td>72</td><td>24</td><td>48</td><td>5.5</td><td>2.5</td><td>0</td><td>0</td><td>2</td><td>0</td></tr><tr><td>Career</td><td>22/10</td><td>88</td><td>34</td><td>54</td><td>7</td><td>2.5</td><td>1</td><td>0</td><td>3</td><td>0</td></tr></table> <p>Last Game: 13 Total, 2 Solo, 0.5 TFL, 0.5 Sack</p>	YEAR	GP/GS	TOT	UA	AST	TFL	SACK	FF	FR	PBU	INT	2025	8/8	72	24	48	5.5	2.5	0	0	2	0	Career	22/10	88	34	54	7	2.5	1	0	3	0
YEAR	GP/GS	TOT	UA	AST	TFL	SACK	FF	FR	PBU	INT																										
2025	8/8	72	24	48	5.5	2.5	0	0	2	0																										
Career	22/10	88	34	54	7	2.5	1	0	3	0																										
	#16 MANI POWELL Sr. LB 6-2 230 Columbus, Ohio Fayetteville Arkansas UNLV	<ul style="list-style-type: none">• Second in the Big Ten in tackles, 16th nationally• Career-high 20 tackles at Northwestern, most by a Boilermaker since 1997• Followed Coach Odom and staff from UNLV after one season in Las Vegas• Appeared in 14 games with seven starts at UNLV, totaling 59 tackles, 9.0 TFLs• Spent two seasons at Arkansas, playing in 21 games	<table><tr><th>YEAR</th><th>GP/GS</th><th>TOT</th><th>UA</th><th>AST</th><th>TFL</th><th>SACK</th><th>FF</th><th>FR</th><th>PBU</th><th>INT</th></tr><tr><td>2025</td><td>8/8</td><td>76</td><td>32</td><td>44</td><td>7</td><td>1.5</td><td>1</td><td>0</td><td>2</td><td>0</td></tr><tr><td>Career</td><td>43/15</td><td>140</td><td>64</td><td>76</td><td>16</td><td>5</td><td>1</td><td>0</td><td>2</td><td>0</td></tr></table> <p>Last Game: 11 Total, 3 Solo, 1 TFL, 0.5 Sack, 1 PBU</p>	YEAR	GP/GS	TOT	UA	AST	TFL	SACK	FF	FR	PBU	INT	2025	8/8	76	32	44	7	1.5	1	0	2	0	Career	43/15	140	64	76	16	5	1	0	2	0
YEAR	GP/GS	TOT	UA	AST	TFL	SACK	FF	FR	PBU	INT																										
2025	8/8	76	32	44	7	1.5	1	0	2	0																										
Career	43/15	140	64	76	16	5	1	0	2	0																										
	#6 SANDERS ELLIS So. LB 6-2 240 Nashville, Tenn. Station Camp Tennessee State	<ul style="list-style-type: none">• Joined Purdue during the offseason after one year at Tennessee State• Jerry Rice Award Finalist & FCS Freshman All-American• Totaled 86 tackles, 15.5 TFLs, 2.5 sacks and three fumble recoveries• Was under-recruited out of high school from a small high school	<table><tr><th>YEAR</th><th>GP/GS</th><th>TOT</th><th>UA</th><th>AST</th><th>TFL</th><th>SACK</th><th>FF</th><th>FR</th><th>PBU</th><th>INT</th></tr><tr><td>2025</td><td>7/0</td><td>3</td><td>1</td><td>2</td><td>0.5</td><td>0.5</td><td>0</td><td>0</td><td>0</td><td>0</td></tr><tr><td>Career</td><td>20/11</td><td>84</td><td>57</td><td>27</td><td>14.5</td><td>3</td><td>0</td><td>3</td><td>2</td><td>0</td></tr></table> <p>Last Game: Appeared on defense and special teams</p>	YEAR	GP/GS	TOT	UA	AST	TFL	SACK	FF	FR	PBU	INT	2025	7/0	3	1	2	0.5	0.5	0	0	0	0	Career	20/11	84	57	27	14.5	3	0	3	2	0
YEAR	GP/GS	TOT	UA	AST	TFL	SACK	FF	FR	PBU	INT																										
2025	7/0	3	1	2	0.5	0.5	0	0	0	0																										
Career	20/11	84	57	27	14.5	3	0	3	2	0																										
	#10 ALEX SANFORD JR. Jr. LB 6-1 232 Oxford, Miss. Oxford Arkansas	<ul style="list-style-type: none">• Posted first career double-digit tackle game with 10 at Northwestern• Joined Purdue during the winter, reuniting with former teammate Mani Powell• Played first two seasons at Arkansas, appearing in 23 games• Originally recruited to Arkansas by then-defensive coordinator Barry Odom• No. 8 player in Mississippi and No. 25 inside linebacker in Class of 2023	<table><tr><th>YEAR</th><th>GP/GS</th><th>TOT</th><th>UA</th><th>AST</th><th>TFL</th><th>SACK</th><th>FF</th><th>FR</th><th>PBU</th><th>INT</th></tr><tr><td>2025</td><td>8/6</td><td>33</td><td>11</td><td>22</td><td>2.5</td><td>0</td><td>0</td><td>1</td><td>1</td><td>0</td></tr><tr><td>Career</td><td>31/6</td><td>34</td><td>12</td><td>22</td><td>2.5</td><td>0</td><td>0</td><td>1</td><td>1</td><td>0</td></tr></table> <p>Last Game: 2 Total, 1 Solo</p>	YEAR	GP/GS	TOT	UA	AST	TFL	SACK	FF	FR	PBU	INT	2025	8/6	33	11	22	2.5	0	0	1	1	0	Career	31/6	34	12	22	2.5	0	0	1	1	0
YEAR	GP/GS	TOT	UA	AST	TFL	SACK	FF	FR	PBU	INT																										
2025	8/6	33	11	22	2.5	0	0	1	1	0																										
Career	31/6	34	12	22	2.5	0	0	1	1	0																										
	#20 WINSTON BERGLUND So. LB 6-2 230 Carmel, Ind. Carmel	<ul style="list-style-type: none">• Served as his the bone marrow donor for his mother, Alicia, when she had leukemia last year• Played in three games as a freshman before injury ended his campaign early• Sister, Meredith, swam for the Boilermakers and serves on the recruiting staff• No. 11 prospect from the state of Indiana in the Class of 2024	<table><tr><th>YEAR</th><th>GP/GS</th><th>TOT</th><th>UA</th><th>AST</th><th>TFL</th><th>SACK</th><th>FF</th><th>FR</th><th>PBU</th><th>INT</th></tr><tr><td>2025</td><td>7/0</td><td>4</td><td>2</td><td>2</td><td>0</td><td>0</td><td>0</td><td>0</td><td>0</td><td>0</td></tr><tr><td>Career</td><td>10/0</td><td>13</td><td>9</td><td>4</td><td>2</td><td>1</td><td>0</td><td>0</td><td>0</td><td>0</td></tr></table> <p>Last Game: 1 Total</p>	YEAR	GP/GS	TOT	UA	AST	TFL	SACK	FF	FR	PBU	INT	2025	7/0	4	2	2	0	0	0	0	0	0	Career	10/0	13	9	4	2	1	0	0	0	0
YEAR	GP/GS	TOT	UA	AST	TFL	SACK	FF	FR	PBU	INT																										
2025	7/0	4	2	2	0	0	0	0	0	0																										
Career	10/0	13	9	4	2	1	0	0	0	0																										





THE DEFENSIVE BACKS



#0 TONY GRIMES
Sr. | DB | 6-2 | 195
Virginia Beach, Va. | Princess Anne
UNC | Texas A&M | UNLV

- Posted a career-high eight tackles at Northwestern
- Joined Purdue following previous stops at UNLV, Texas A&M and North Carolina
- Started 13 games for the Rebels in 2024 with 20 tackles and six breakups
- 36 games started in three years at North Carolina, All-ACC honorable mention
- Five-star prospect, No. 1 defensive back in the nation for Class of 2020

YEAR	GP/GS	TOT	UA	AST	TFL	SACK	FF	FR	PBU	INT
2025	7/7	23	12	11	0	0	0	0	4	0
Career	57/47	140	100	40	3.5	1	1	0	29	1

Last Game: 2 Total, 1 Solo



#4 HUDAURI HINES
So. | DB | 6-1 | 200
Indianapolis, Ind. | Franklin Central

- Made first career start vs. Ball State
- Appeared in the final eight games of the 2024 season for the Boilermakers
- Made five tackles and had one TFL
- No. 58 cornerback in the Class of 2024

YEAR	GP/GS	TOT	UA	AST	TFL	SACK	FF	FR	PBU	INT
2025	8/7	23	17	6	1.5	0	0	0	5	
Career	15/7	28	21	7	2.5	0	0	0	5	0

Last Game: 5 Total, 2 Solo, 1 PBU



#9 MYLES SLUSHER
Sr. | DB | 6-0 | 195
Broken Arrow, Okla. | Broken Arrow
Arkansas | Colorado

- Recorded first Purdue interception at Minnesota, his first since 2021
- Tallied double-digit tackles twice this season (USC & Notre Dame)
- Joined Purdue after sitting out 2024, played four games at Colorado in 2023
- Spent three seasons at Arkansas, making 23 appearances with 14 starts
- Four-star prospect No. 11 safety and No. 170 player overall in Class of 2020

YEAR	GP/GS	TOT	UA	AST	TFL	SACK	FF	FR	PBU	INT
2025	7/7	46	27	19	2	1	1	0	3	1
Career	34/23	156	103	53	12.5	4.5	2	2	9	3

Last Game: Did Not Play



#12 RYAN TURNER
Jr. | DB | 6-0 | 195
Broward County, Fla. | Chaminade
Ohio State | Boston College

- Came to Purdue during the offseason, following two previous stops
- Appeared in nine games with two starts at Boston College in 2024
- Saw action in two games at Ohio State over two seasons in 2022 and 2023
- Four-star recruit, No. 37 cornerback in the country in Class of 2022

YEAR	GP/GS	TOT	UA	AST	TFL	SACK	FF	FR	PBU	INT
2025	5/1	8	4	4	0.5	0.5	0	0	0	0
Career	19/3	24	17	7	3.5	2.5	0	0	4	1

Last Game: Did Not Play



#21 TAHJ RA-EL
Sr. | DB | 6-2 | 208
Charlotte, N.C. | Myers Park
Old Dominion | Memphis

- Ranks fifth in the Big Ten in total tackles
- Posted double-digit tackles against Northwestern and Rutgers
- Recovered a fumble against Rutgers
- Played one season at Memphis, after three at Old Dominion
- Recorded 84 tackles and made his first career interception in 2023

YEAR	GP/GS	TOT	UA	AST	TFL	SACK	FF	FR	PBU	INT
2025	8/8	68	30	38	2.5	0	0	1	4	0
Career	48/25	220	98	122	8	0	0	1	12	2

Last Game: 15 Total, 3 Solo, 1 FR



#24 AN'DARIUS COFFEY
Sr. | DB | 5-10 | 203
Winona, Miss. | Winona
Memphis

- Spent five seasons at Memphis, appearing in 45 games with nine starts
- Named to the AllState Wuerffel Trophy Watch List ahead of the 2024 season
- Flipped to defensive back in 2023, after three seasons as a running back
- No. 25 prospect out of Mississippi in the Class of 2020

YEAR	GP/GS	TOT	UA	AST	TFL	SACK	FF	FR	PBU	INT
2025	8/2	11	8	3	0	0	0	0	0	0
Career	53/11	61	41	20	3.5	1	2	1	3	0

Last Game: 2 Total, 2 Solo



#28 CHALIL CUMMINGS
R-Fr. | DB | 5-11 | 190
Starke, Fla. | Bradford
Memphis

- Spent his freshman season at Memphis, appearing in five games
- No. 40 athlete in the nation in the Class of 2024

YEAR	GP/GS	TOT	UA	AST	TFL	SACK	FF	FR	PBU	INT
2025	7/0	2	2	0	0	0	0	0	2	0
Career	12/0	2	2	0	0	0	0	0	2	0

Last Game: Did Not Play




#1 SMILEY BRADFORD
So. | DB | 6-0 | 195
St. Louis, Mo. | East St. Louis

- Highest PFF pass coverage grade against Minnesota and Northwestern - 90.1
- Recorded first career interception at Northwestern
- Lone defensive returner with a start, making four during his freshman season
- Posted 17 tackles last year, after missing the start due to injury
- No. 42 safety and No. 15 player in the state of Illinois for the Class of 2024

YEAR	GP/GS	TOT	UA	AST	TFL	SACK	FF	FR	PBU	INT
2025	8/0	21	14	7	4	0	0	0	5	1
Career	13/4	38	27	11	4	0	0	0	5	1

Last Game: 7 Total, 5 Solo, 1 TFL



#3 STERLING SMITH
Jr. | DB | 6-1 | 198
Indianapolis, Ind. | Cathedral
Holy Cross

- Joined Purdue ahead of the 2024 season, did not play due to injury
- Played freshman season at Holy Cross with seven tackles and one breakup
- Part of the winningest class in Cathedral High School history

YEAR	GP/GS	TOT	UA	AST	TFL	SACK	FF	FR	PBU	INT
2025	8/0	2	0	2	0	0	0	0	0	0
Career	18/9	38	25	13	1	0	0	0	2	0

Last Game: Appeared on special teams



#17 TRAVEON WRIGHT
So. | DB | 6-0 | 190
Perry Ga. | Perry
Memphis | Mississippi State

- Played two seasons at Mississippi State, appearing in one game
- Three-star prospect coming out of high school

YEAR	GP/GS	TOT	UA	AST	TFL	SACK	FF	FR	PBU	INT
2025	7/1	7	4	3	0	0	0	0	2	0
Career	8/1	7	4	3	0	0	0	0	2	0

Last Game: Appeared on special teams




#25 HERSHEY MCLAURIN
Sr. | DB | 6-2 | 210
Friendship, Miss. | Collins
West Virginia | Jones JC | Houston

- Had 12 tackles, 1 sack, 1 forced fumble in first Purdue start against Rutgers
- Arrived at Purdue following time at Houston, West Virginia and Jones County
- Played in 12 games with 11 starts at Houston, making 50 tackles with one pick
- Appeared in 24 games with 10 starts at West Virginia, recording 89 tackles
- Two-time all-conference honoree at Jones County Junior College

YEAR	GP/GS	TOT	UA	AST	TFL	SACK	FF	FR	PBU	INT
2025	2/1	19	10	9	1	1	2	0	1	0
Career	37/21	158	85	73	16	2	3	0	8	1

Last Game: 12 Total, 4 Solo, 1 TFL, 1 Sack, 1 FF




#29 TD WILLIAMS
Sr. | DB | 6-1 | 205
Hollandale, Miss. | Simmons
Hinds CC | Central Arkansas

- Played first three seasons at Central Arkansas, starting 30 of 33 games
- Notched four interceptions and 27 pass breakups over three season

YEAR	GP/GS	TOT	UA	AST	TFL	SACK	FF	FR	PBU	INT
2025	1/0	0	0	0	0	0	0	0	0	0
Career	34/30	78	55	23	3	0	1	1	23	4

Last Game: Did Not Play



#43 RICHARD TONEY JR.
Sr. | DB | 6-0 | 195
Arlington, Texas | Arlington
Nevada | TCU

- Joined Purdue following one season at TCU and three years at Nevada
- Played on defense and special teams in nine games for TCU in 2024
- Made 19 appearances with nine starts in three years at Nevada

YEAR	GP/GS	TOT	UA	AST	TFL	SACK	FF	FR	PBU	INT
2025	3/0	3	2	1	0	0	0	0	0	0
Career	32/10	87	59	28	3.5	1	0	0	2	2

Last Game: Did Not Play





2025 NUMERICAL ROSTER

No.	Name	Cl.	Pos.	Ht.	Wt.	Hometown (High School/Previous College)
0	Tony Grimes	Sr.	DB	6-2	195	Virginia Beach, Va. (UNLV)
0	Nitro Tuggle	So.	WR	6-1	195	Goshen, Ind. (Georgia)
1	Smiley Bradford	So.	DB	6-0	195	St. Louis, Mo. (East St. Louis)
1	Evans Chuba	R-Fr.	QB	6-4	220	Montreal, Quebec (Washington State)
2	Michael Jackson III	Sr.	WR	6-0	205	Las Vegas, Nev. (Georgia)
3	Malachi Singleton	So.	QB	6-1	235	Kennesaw, Ga. (Arkansas)
3	Sterling Smith	Jr.	DB	6-1	198	Indianapolis, Ind. (Holy Cross)
4	Hudauri Hines	So.	DB	6-1	200	Indianapolis, Ind. (Franklin Central)
5	Charles Correa	So.	LB	6-3	230	Kuli'ou'ou, Hawaii (UNLV)
5	Chauncey Magwood	Sr.	WR	6-0	200	Albany, Ga. (UCF)
6	Arhmad Branch	So.	WR	6-0	185	Festus, Mo. (Festus)
6	Sanders Ellis	So.	LB	6-2	240	Nashville, Tenn. (Tennessee State)
7	Garyt Odom	Fr.	QB	6-2	187	Fayetteville, Ark. (Fayetteville)
8	CJ Madden	Jr.	DE	6-4	275	Ellenwood, Ga. (Georgia)
8	De'Nylon Morrisette	Jr.	WR	6-1	203	Stone Mountain, Ga. (Georgia)
9	Jalil Hall	Fr.	WR	6-4	202	Drexel Hill, Pa. (Monsignor Bonner)
9	Myles Slusher	Sr.	DB	6-0	195	Broken Arrow, Okla. (Colorado)
10	Alex Sanford Jr.	Jr.	LB	6-1	232	Oxford, Miss. (Arkansas)
10	Jesse Watson	R-Fr.	WR	5-9	172	St. Louis, Mo. (East St. Louis)
11	Carson Dean	So.	LB	6-4	235	Frisco, Texas (Arkansas)
11	Tra'Mar Harris	R-Fr.	WR	6-1	195	Cincinnati, Ohio (Winton Woods)
12	Corey Smith	So.	WR	6-1	185	Brownsburg, Ind. (Tulsa)
12	Ryan Turner	Jr.	DB	6-0	195	Broward County, Fla. (Boston College)
13	EJ Horton Jr.	Sr.	WR	6-1	190	Louisville, Ky. (FAU)
13	TJ Lindsey	R-Fr.	DL	6-3	310	Little Rock, Ark. (Auburn)
15	Ryan Browne	So.	QB	6-4	210	Clarkston, Mich. (Venice (Fla.))
15	Vi'Naz Cobb	Fr.	DB	6-1	200	St. Louis, Mo. (Cardinal Ritter)
16	Mani Powell	Sr.	LB	6-2	230	Columbus, Ohio (UNLV)
17	Rico Walker	Jr.	TE	6-3	250	Hickory, N.C. (Auburn)
17	Traveon Wright	So.	DB	6-0	190	Perry, Ga. (Mississippi State)
18	Demeco Kennedy	So.	DL	6-2	305	Lexington, Ky. (Frederick Douglass)
18	Bennett Meredith	Jr.	QB	6-3	200	Hoover, Ala. (Arizona State)
19	Landon Brooks	Fr.	DE	6-6	255	Albany, Ind. (Delta)
19	David Washington	R-Fr.	WR	6-0	200	Las Vegas, Nev. (Utah)
20	Winston Berglund	So.	LB	6-2	230	Carmel, Ind. (Carmel)
20	Jaron Thomas	Fr.	RB	6-0	210	Elkhart, Ind. (Concord)
21	Tahj Ra-El	Sr.	DB	6-2	208	Charlotte, N.C. (Memphis)
22	Antonio Harris	So.	RB	6-0	210	Chandler, Ind. (Castle)
22	Maxwell Barbee	Fr.	DB	6-2	185	Long Beach, Calif. (Wilson)
23	Jaheim Merriweather	So.	RB	6-2	215	Jackson, Tenn. (Bearden)
23	Trey Smith	So.	DE	6-4	255	Apopka, Fla. (Illinois)
24	An'Darius Coffey	Sr.	DB	5-10	203	Winona, Miss. (Memphis)
24	Malachi Thomas	Sr.	RB	6-0	220	Hartwell, Ga. (Virginia Tech)
25	Hershey McLaurin	Sr.	DB	6-2	210	Friendship, Miss. (Houston)
26	Jack Weeter	So.	K	5-11	180	Indianapolis, Ind. (Brebeuf Jesuit)
26	Zeke Williams	Jr.	DB	5-10	195	Naperville, Ill. (Northern Illinois)
27	Owen Davis	So.	LB	6-3	230	Richwood, Ohio (North Union)
28	Chalil Cummings	R-Fr.	DB	5-11	190	Starke, Fla. (Memphis)
28	Addai Lewellen	Sr.	RB	5-8	180	Royal Center, Ind. (Pioneer)
29	TD Williams	Sr.	DB	6-1	205	Hollandale, Miss. (Central Arkansas)
30	Parker Meese	Fr.	LB	6-2	230	Dallas, Texas (Fayetteville (Ark.))
31	Finn Goodman	Fr.	DE	6-4	230	Lake Forest, Ill. (Lake Forest)
31	Carter Holsworth	R-Fr.	RB	6-0	215	Jasper, Ind. (Marshall)
32	D'Mon Marable	So.	DB	6-0	207	Knoxville, Tenn. (Clinton)
33	Quinn Rosenkranz	Fr.	WR	5-8	170	Anaheim, Calif. (Servite)
35	DJ Greene	Fr.	DB	6-3	200	Indianapolis, Ind. (Heritage Christian)
35	Spencer Porath	So.	K	5-11	200	Brownsburg, Ind. (Brownsburg)
36	Kaleb Richmond	So.	DB	5-11	195	Detroit, Mich. (Cass Tech)
37	Joey Sumlin	So.	LB	6-0	225	Tucson, Ariz. (IMG Academy)
38	Jack McCallister	Sr.	P	6-0	213	Edmonds, Wash. (Washington)
38	Zyntreacs Otey	Fr.	DB	5-11	180	Franklin, Tenn. (Battle Ground)
39	Aveyawn Madry	Jr.	DB	5-10	195	Merrillville, Ind. (Merrillville)
40	Ian Jeffries	So.	DL	6-4	303	Southaven, Miss. (Arkansas State)
41	Mason Alnutt	Fr.	DE	6-4	250	East Amherst, N.Y. (Canisius)
41	Jon Grimmett	Fr.	TE	6-5	230	Pauls Valley, Okla. (Pauls Valley)
43	Jackson Berryman	R-Fr.	TE	6-8	250	Fort Worth, Texas (Southlake Carroll)
43	Richard Toney Jr.	Sr.	DB	6-0	195	Arlington, Texas (TCU)
44	Christian Moore	Sr.	TE	6-3	250	Huntington Beach, Calif. (UNLV)
45	Devin Mockobee	Sr.	RB	6-0	202	Boonville, Ind. (Boonville)

ALPHABETICAL ROSTER

No.	Name	No.	Name
83	Andrew Adkison	18	Bennett Meredith
41	Mason Alnutt	23	Jaheim Merriweather
22	Maxwell Barbee	89	Miles Mitchell
20	Winston Berglund	45	Devin Mockobee
43	Jackson Berryman	44	Christian Moore
1	Smiley Bradford	52	Marcus Moore Jr.
6	Arhmad Branch	8	De'Nylon Morrisette
19	Landon Brooks	77	Marc Nave Jr.
15	Ryan Browne	49	Isaiah Needam
84	Nolan Buckman	91	CJ Nunnally IV
81	George Burhenn	7	Garyt Odom
53	Josh Burney	38	Zyntreacs Otey
98	Drake Carlson	51	Jaxon Ott
95	Breyton Charles	70	Max Parrott
1	Evans Chuba	35	Spencer Porath
15	Vi'Naz Cobb	16	Mani Powell
24	An'Darius Coffey	85	Luca Puccinelli
78	Bakayne Coly	58	Hank Purvis
5	Charles Correa	21	Tahj Ra-El
96	Jordan Cree	46	Luke Raab
28	Chalil Cummings	50	John Randle Jr.
52	Rocco Daly	36	Kaleb Richmond
27	Owen Davis	33	Quinn Rosenkranz
11	Carson Dean	10	Alex Sanford Jr.
55	Jamarius Dinkins	59	Justin Schmidt
95	Sam Dubwig	94	Luke Shorter
87	Christian Earls	3	Malachi Singleton
71	Marques Easley	9	Myles Slusher
6	Sanders Ellis	12	Corey Smith
57	Tom Ewing	3	Sterling Smith
86	Landon Gilmore	23	Trey Smith
93	Sam Goellner	90	Elijah St. John
31	Finn Goodman	74	Jalen St. John
35	DJ Greene	37	Joey Sumlin
0	Tony Grimes	79	Joey Tanona
41	Jon Grimmett	48	Donivan Taylor
9	Jalil Hall	20	Jaron Thomas
97	Jamarion Harkless	24	Malachi Thomas
22	Antonio Harris	54	Hayden Timosciek
11	Tra'Mar Harris	43	Richard Toney Jr.
4	Hudauri Hines	76	Ethan Trent
31	Carter Holsworth	0	Nitro Tuggle
13	EJ Horton Jr.	12	Ryan Turner
58	Breon Ishmail	93	Seth Turner
2	Michael Jackson III	62	Giordano Vaccaro
40	Ian Jeffries	68	Sankeerth Veluri
63	Jimmy Johnsen	51	Mason Vicari
55	Bradyn Joiner	17	Rico Walker
18	Demeco Kennedy	19	David Washington
89	Luke Klare	10	Jesse Watson
28	Addai Lewellen	26	Jack Weeter
13	TJ Lindsey	29	TD Williams
8	CJ Madden	26	Zeke Williams
39	Aveyawn Madry	67	Drew Woodruff
5	Chauncey Magwood	17	Traveon Wright
32	D'Mon Marable		
47	BJ Mayes		
38	Jack McCallister		
72	Jude McCoskey		
25	Hershey McLaurin		
30	Parker Meese		
80	Roman Mercado		

ROSTER BREAKDOWN

54
TRANSFERS

Purdue's 54 transfers were the most in the nation and one of two schools of 50 or more. (West Virginia)

82
NEWCOMERS

Eight-two Boilermakers are in their first year playing at Purdue. Forty-six arrived after the conclusion of spring ball.

27
STATES

The Boilermakers have players from 27 different states, including two Canadians. Indiana is the best represented with 27.

979
GAMES PLAYED

Purdue's transfer class brought a wealth of experience with just under 1,000 games played at previous stops.





GAME 9 NOTES • Purdue at Michigan



2025 NUMERICAL ROSTER

No.	Name	Cl.	Pos.	Ht.	Wt.	Hometown (High School/Previous College)
46	Luke Raab	R-Fr.	LS	6-2	215	Brentwood, Tenn. (Georgia)
47	BJ Mayes	So.	LB	6-0	205	Aurora, Ill. (College of DuPage)
48	Donivan Taylor	Fr.	DB	5-8	170	Columbia, Mo. (Rock Bridge)
49	Isaiah Needam	R-Fr.	DB	6-0	190	Indianapolis, Ind. (Perry Meridian)
50	John Randle Jr.	R-Fr.	OL	6-4	293	Horn Lake, Miss. (Horn Lake)
51	Jaxon Ott	Fr.	LB	6-4	247	Marion, Ind. (Mississinewa)
51	Mason Vicari	So.	OL	6-4	305	Sacramento, Calif. (UNLV)
52	Rocco Daly	R-Fr.	OL	6-0	267	Park City, Utah (Park City)
52	Marcus Moore Jr.	So.	DL	6-1	310	Massillon, Ohio (Akron)
53	Josh Burney	Sr.	DL	6-3	330	Gary, Ga. (Fort Valley State)
54	Hayden Timosciek	Jr.	OL	6-8	280	Lockport, Ill. (Bowling Green)
55	Jamarius Dinkins	Sr.	DL	6-5	305	Columbus, Ohio (Kentucky)
55	Bradyn Joiner	So.	OL	6-2	310	Anniston, Ala. (Auburn)
57	Tom Ewing	So.	OL	6-2	300	Westfield, Ind. (Westfield)
58	Breeon Ishmail	So.	DE	6-4	270	Cincinnati, Ohio (Michigan)
58	Hank Purvis	So.	OL	6-5	360	Wichita, Kan. (UNLV)
59	Justin Schmidt	Fr.	LS	6-1	233	Pittsburgh, Pa. (Thomas Jefferson)
62	Giordano Vaccaro	Sr.	OL	6-3	315	Winnipeg, Manitoba (University of Manitoba)
63	Jimmy Johnsen	Fr.	OL	6-4	320	Crown Point, Ind. (Lake Central)
67	Drew Woodruff	Jr.	OL	6-3	290	Louisville, Ky. (Trinity)
68	Sankeerth Veluri	Fr.	OL	6-5	295	Carmel, Ind. (Carmel)
70	Max Parrott	R-Fr.	OL	6-4	315	Centennial, Colo. (Cherry Creek)
71	Marques Easley	R-Fr.	OL	6-6	320	Kankakee, Ill. (Georgia)
72	Jude McCoskey	Jr.	OL	6-8	325	Terre Haute, Ind. (Indiana State)
74	Jalen St. John	Sr.	OL	6-5	330	St. Louis, Mo. (UNLV)
76	Ethan Trent	So.	OL	6-2	295	Carmel, Ind. (Carmel)
77	Marc Nave Jr.	R-Fr.	OL	6-4	350	Toledo, Ohio (Kentucky)
78	Bakayne Coly	Sr.	OL	6-7	300	Farmington, Mich. (Lawrence Tech)
79	Joey Tanona	Jr.	OL	6-6	305	Zionsville, Ind. (Notre Dame)
80	Roman Mercado	Fr.	WR	5-10	160	Walnut Creek, Calif. (Las Lomas)
81	George Burhenn	So.	TE	6-5	235	McCordsville, Ind. (Mt. Vernon)
83	Andrew Adkison	So.	WR	6-0	205	Mountain View, Calif. (St. Francis)
84	Nolan Buckman	So.	WR	5-11	190	Indianapolis, Ind. (Brebeuf Jesuit)
85	Luca Puccinelli	R-Fr.	TE	6-6	260	Glen Allen, Va. (Wake Forest)
86	Landon Gilmore	Fr.	WR	5-10	160	Walnut Creek, Calif. (Las Lomas)
87	Christian Earls	Sr.	TE	6-8	280	Chandler, Ariz. (UNLV)
89	Luke Klare	R-Fr.	TE	6-6	240	Guilford, Ind. (St. Xavier [Ohio])
89	Miles Mitchell	Sr.	DL	6-4	250	New Milford, N.J. (Monmouth)
90	Elijah St. John	Jr.	DL	6-1	300	Ottawa, Ontario (LIU)
91	CJ Nunnally IV	Sr.	DL	6-3	265	Douglasville, Ga. (Akron)
93	Sam Goellner	R-Fr.	DE	6-3	247	St. Louis, Mo. (Ladue Horton Watkins)
93	Seth Turner	So.	K/P	6-1	195	Malvern, Pa. (UConn)
94	Luke Shorter	Fr.	TE	6-7	253	Elmhurst, Ill. (York)
95	Breyton Charles	Sr.	DL	6-3	272	New Orleans, La. (North Texas)
95	Sam Dubwig	R-Fr.	P	6-4	231	Cabot, Ark. (Arkansas)
96	Jordan Cree	Jr.	DL	6-0	285	Remington, Ind. (Wabash)
97	Jamarrion Harkless	So.	DL	6-3	345	Lexington, Ky. (Frederick Douglas)
98	Drake Carlson	So.	DL	6-3	302	Nashville, Tenn. (Father Ryan)

COACHING STAFF

Role	Name
Head Coach	Barry Odom
Assistant Head Coach/Wide Receivers	Cornell Ford
Offensive Coordinator/Tight Ends	Josh Henson
Defensive Coordinator/Linebackers	Mike Scherer
Defensive Backs	Charles Clark
Running Backs	Lamar Conard
Defensive Line	Kelvin Green
Quarterbacks	Darin Hinshaw
Special Teams Coordinator	James Shibest
Defensive Ends	Jake Trump
Offensive Line	Vance Vice
Senior Defensive Analyst	Ronnell Perkins
Senior Defensive Analyst	Neal Renna
Senior Special Teams Analyst	Tony Thompson
Defensive Analyst	DeMarkus Acy
Offensive Analyst	Austin Appleby
Defensive Analyst	Mitchell Dolinar
Defensive Analyst	Jack Lowary
Defensive Analyst	Daryl Lydon
Offensive Analyst	Bilal Marshall
Offensive Analyst	Travis Monken
Special Teams Analyst	Nick Porreca
Offensive Analyst	Neal Posey
Defensive Analyst	Ty Rocconi
Offensive Analyst	Tre'vour Simms
Offensive Analyst	David Spurlock
Director of Strength & Conditioning	Kiero Small
Associate Director	Nate Rock
Associate Director	Myle Quimby
Associate Director	Greg Robinson
Assistant Director	Cameron Colbert

SUPPORT STAFF













Role	Name
Deputy A.D./SWA/Sport Admin	Tiffini Grimes
General Manager	Brandon Ilee
Assistant General Manager	Ethan Baxter
Director of Operations	Austin Van Poucke
Assistant Director of Operations	Joe Carter
Director of Player Development	Kenny Lee
Director of Recruiting	Brad Odom
Assistant Director	Meredith Berglund
Assistant Director	Kelsie Johnson
Operations Associate	Peyton Ross
Operations Associate	Sami Loggan
Director of Video Services	Matt Patterson
Assistant Video Coordinator	Cameron Crider
Senior Administrative Assistant	Foxy LaFon
Team Physician	Dr. Justin Lockrem
Head Athletic Trainer	Cameron Ortl
Athletic Trainer	Amber Edward
Athletic Trainer	Njeri Robinson
Athletic Trainer	Justin Trickett
Assistant A.D. - Football Nutrition	Katy Meassick
Nutrition Associate	Lily Rogers
Executive Chef	Shameire Taylor, C.E.C.
Director of Student Services	Seth Schwartz, Ph.D.
Director Academic Support	Ashleigh Hayes
Assistant Director	Anjelicia Groves
Support Specialist	Liz Cachat
Associate Director Equipment - Football	Kyle Gergely
Equipment Associate	Jaylen Richeson
Equipment Associate	Trey Hampton
Director of Football Creative Services	Ryan Long
Associate Director - Videographer	Luke Poorman
Assistant Director - Graphic Design	Sam Nelson
Director of Strategic Communications	Adam Kuffner

PRONUNCIATIONS







0 Nitro Tuggle	NYE-tro	22 Chalil Cummings	Kuh-LEEL	68 Sankeerth Veluri	San-KEERTH vel-OR-ee
1 Evans Chuba	CHOO-buh	23 Jaheim Merriweather	jah-HEEM	70 Max Parrott	(Like the bird)
3 Malachi Singleton	MAL-uh-kai	24 Malachi Thomas	MAL-uh-kai	71 Marques Easley	mar-KEES
4 Hudaari Hines	Huh-DOOR-ee	32 D'Mon Marable	duh-MON MARE-uh-bull	72 Jude McCoskey	Muh-COS-key
5 Charles Correa	core-RAY-uh	35 Spencer Porath	POOR-ath	77 Marc Nave Jr.	Rhymes with "wave"
5 Chauncey Magwood	MAG-wood	38 Zyntreacs Otey	Zin-TRAY-sis OH-tee	78 Bakayne Coly	bah-KEEN COLE-ee
6 Arhmad Branch	ar-MAHD	39 Aveyawn Madry	AY-vee-on	79 Joey Tanona	tah-NOE-nuh
8 De'Nylon Morrisette	de-NYE-lin	41 Jon Grimm	Grim-it	81 George Burhenn	(Like a cold chicken)
9 Myles Slusher	SLUSH-er	45 Devin Mockobee	mock-UH-bee	85 Luca Puccinelli	POO-chuh-NELL-ee
11 Tra'Mar Harris	TRAY-mar	46 Luke Raab	ROB	93 Sam Goellner	GOAL-ner
14 An'Darius Coffey	An-DARE-ee-us Coffee	51 Mason Vicari	Vuh-CAR-ee	95 Breyton Charles	BRAY-lin
15 Vi'Naz Cobb	vuh-NAZZ	54 Hayden Timosciek	Tim-UH-sheck	97 Jamarrion Harkless	juh-MAR-ee-on
18 Demeco Kennedy	duh-ME-co	55 Jamarius Dinkins	juh-MAR-ee-us		
21 Tahj Ra-El	TAHJ rye-EL	62 Giordano Vaccaro	Jor-DON-oh vuh-CARE-oh		







ANALYSTS & SUPPORT STAFF

	RONNELL PERKINS SENIOR DEFENSIVE ANALYST 1st Season at Purdue Alma Mater: Missouri, 2019
	NEAL RENNA SENIOR DEFENSIVE ANALYST 1st Season at Purdue Alma Mater: Heidelberg, 2011
	TONY THOMPSON SENIOR SPECIAL TEAMS ANALYST 3rd Season at Purdue Alma Mater: Stony Brook, 1997
	DEMARKUS ACY DEFENSIVE ANALYST 1st Season at Purdue Alma Mater: Missouri, 2020
	AUSTIN APPLEBY OFFENSIVE ANALYST 1st Season at Purdue Alma Mater: Purdue, 2015
	MITCHELL DOLINAR DEFENSIVE ANALYST 1st Season at Purdue Alma Mater: Gallaudet, 2022
	JACK LOWARY DEFENSIVE ANALYST 1st Season at Purdue Alma Mater: Missouri, 2019
	DARYL LYDON DEFENSIVE ANALYST 1st Season at Purdue Alma Mater: Arkansas, 2024
	BILAL MARSHALL OFFENSIVE ANALYST 1st Season at Purdue Alma Mater: Purdue, 2016
	TRAVIS MONKEN OFFENSIVE ANALYST 1st Season at Purdue Alma Mater: Oklahoma State, 2020
	NICK PORRECA SPECIAL TEAMS ANALYST 1st Season at Purdue Alma Mater: Eastern Michigan, 2020
	NEAL POSEY OFFENSIVE ANALYST 1st Season at Purdue Alma Mater: Huntingdon, 2013
	TY ROCCONI DEFENSIVE ANALYST 1st Season at Purdue Alma Mater: Ole Miss, 2021
	TRE'VOUR SIMMS OFFENSIVE ANALYST 1st Season at Purdue Alma Mater: Missouri, 2019
	DAVID SPURLOCK OFFENSIVE ANALYST 1st Season at Purdue Alma Mater: Florida State, 2011

OFFENSIVE & SPECIAL TEAMS COACHING STAFF

	JOSH HENSON OFFENSIVE COORDINATOR TIGHT ENDS 1st Season at Purdue Oklahoma State, 1998 PREVIOUS: USC, TEXAS A&M, OKLAHOMA STATE, MISSOURI, LSU • Joined Purdue after spending three seasons as the OC at USC • Since 2016, ranked in the Top 10 nationally in passing offense six times, scoring offense five times, passing efficiency four times • Won a national title on staff at LSU in 2003 • Was Barry Odom's host during his official visit to Oklahoma State as a recruit in the 1990s
	LAMAR CONARD RUNNING BACKS 3rd Season at Purdue Purdue, 2000 PREVIOUS: MIAMI (OH), ILLINOIS STATE, PURDUE • Helped Devin Mockobee climb the career rushing charts at Purdue • Started his coaching career on Joe Tiller's staff as a graduate assistant from 2007-08 • The first walk-on to earn a scholarship under Tiller at Purdue • Played defensive back for the Boilermakers from 1996-99, starting his final three seasons
	VANCE VICE OFFENSIVE LINE 1st Season at Purdue Oklahoma State, 1990 PREVIOUS: UNLV, VIRGINIA TECH, MEMPHIS, ULM, UTAH STATE, ILLINOIS STATE, MURRAY STATE, CLEMSON, GEORGIA • 35-year coaching veteran, spent last two years at UNLV • Offensive line helped rush for 5,838 yards in two seasons at UNLV and converted more third downs than any team in the nation. • Reached three bowl games during playing career at Oklahoma State.
	CORNELL FORD ASSISTANT HEAD COACH WIDE RECEIVERS 1st Season at Purdue Toledo, 1991 PREVIOUS: UNLV, TOLEDO, MISSOURI • Previously served on Barry Odom's staffs at UNLV and Missouri • Was the running backs coach at UNLV, ranked fifth in the country with 68 rushing touchdowns and seventh with 5,838 rushing yards over the previous two seasons • Worked for Gary Pinkel for seven seasons at Toledo and 19 years at Missouri
	DARIN HINSHAW QUARTERBACKS 1st Season at Purdue UCF, 1993 PREVIOUS: UCF, UAB, KENTUCKY, CINCINNATI, TENNESSEE, MEMPHIS, GEORGIA SOUTHERN, MIDDLE TENNESSEE • 26-year coaching career, has served as an offensive coordinator in five difference conferences • His offensive units have finished among the nation's top 10 in passing, rushing and total offense, including the latter two in 2023 • Set every passing career record as quarterback at UCF
	JAMES SHIBEST SPECIAL TEAMS COORDINATOR 1st Season at Purdue Arkansas, 1988 PREVIOUS: UNLV, VIRGINIA TECH, MEMPHIS, OLE MISS, ARKANSAS, OKLAHOMA STATE • Spent two seasons at UNLV, developing one of the best special team units in the nation over the last two years. • Two-time Special Teams Coordinator of the Year at Virginia Tech (2017) and Ole Miss (2008) • Was an All-Southwest Conference receiver at Arkansas

DEFENSIVE COACHING STAFF

	MIKE SCHERER DEFENSIVE COORDINATOR LINEBACKERS 1st Season at Purdue Missouri, 2016 PREVIOUS: UNLV, ARKANSAS, MISSOURI • His UNLV defense forced 50 turnovers and 34 interceptions over two seasons in Las Vegas, ranking fourth and second in that span. • Was a three-year starter for Barry Odom and Gary Pinkel at Missouri - gave Odom the game ball after his first win at Mizzou • Met Odom when he was in eighth grade and gave him the game ball following his first win with the Tigers.
	KELVIN GREEN DEFENSIVE LINE 1st Season at Purdue Clemson, 2007 PREVIOUS: ARKANSAS, DELTA STATE • Joined Purdue after serving as a defensive quality control assistant for two seasons at Arkansas • Spent nine seasons at Delta State, three as the assistant head coach and defensive coordinator. • Played defensive line at Clemson, graduating in 2007
	CHARLES CLARK DEFENSIVE BACKS 1st Season at Purdue Ole Miss, 2007 PREVIOUS: MEMPHIS, OLE MISS, OREGON, COLORADO, SAN JOSE STATE, DUKE • Arrived in West Lafayette after the last five seasons at Memphis, including a perfect 4-0 record in bowl games • Won the Pac-12 title at Colorado in 2016 • Was a four-year letterwinner and three-year starting defensive back at Ole Miss from 2003-06.
	JAKE TRUMP DEFENSIVE ENDS 1st Season at Purdue Missouri, 2019 PREVIOUS: ARKANSAS, NEVADA • Served in quality control at Arkansas for the last four years • Named to 247Sports 30Under30 before the season • Started his career in coach as a graduate assistant at Nevada • Played for Barry Odom at Missouri, earning SEC Academic Honor Roll all four years.



ROSS-ADE STADIUM HISTORY

• Ross-Ade Stadium was dedicated Nov. 22, 1924, ahead of its first game when Purdue hosted Indiana. The Boilermakers demolished their in-state foes in a 26-7 rout.

• The two men for whom the stadium is named after, David E. Ross and George Ade, were instrumental in building a stadium that has served as the backdrop to Purdue lore over the last 101 seasons. Ross conceived of the idea for a new stadium to replace Stuart Field, a 5,000-seat stadium that hosted Purdue Football from 1892 to 1924 and was located where the Elliott Hall of Music stands today.

• The original capacity for Ross-Ade Stadium in 1924 was 18,500, including standing room tickets. Over the years and several renovations, the capacity grew to its largest at 61,441 in 1970.

• The largest crowd ever to see a game at Ross-Ade is 71,629 against Indiana on Nov. 22, 1980, when Purdue outlasted the Hoosiers, 24-23, on the shoulders of consensus All-Americans quarterback (and current John Purdue Club Director of Leadership and Alumni Engagement) Mark Herrmann and tight end Dave Young.

• Additional upgrades to the stadium included a new press box, luxury boxes and premium club areas in 2003 as a part of a \$70 million project. Permanent lighting was installed in 2017 and a new sound system in 2018.

• The Tyler Trent (T²) Student Gate was dedicated during the 2019 season in memory of Purdue superfan Tyler Trent who passed away at the age of 20 from osteosarcoma. The T² Gate was relocated to the south side of the stadium after the 2023 student section renovations were completed.

PHASE 1

The 2023 season saw the completion of the Phase I of a multi-phased renovation project at a cost of more \$45 million, fully funded by gifts to the John Purdue Club.

The three main enhancements to the stadium were the Tiller Tunnel, the south end zone student section and the team dining facility, which opened in July of 2024, on the north side of the stadium, bringing the total capacity up to 61,441.

SOUTH END ZONE PROJECT

The Purdue student section and the All-American Marching Band have a new home in the south end zone of Ross-Ade Stadium. As a part of the Phase I project, the dedicated student section enhancements included the addition of a new Tyler Trent student entrance area, safe standing seats, patio and deck areas, rail seating, and enhanced concessions.

The completion of the bowl, in addition to the investment in the size of the concourse, allows for a more accessible fan experience as fans will now be able to traverse the entire stadium at the concourse level.

TILLER TUNNEL

The Boilermakers run onto Rohrman Field at Ross-Ade Stadium via the Tiller Tunnel. Completed in 2023, the tunnel provides direct access to the team back to the Kozuch Football Performance Center.

The tunnel is named in honor of the Purdue Hall of Fame inductee Joe Tiller, the winningest coach in the history of Purdue Football. Tiller left an incredible legacy on the program and Boilermakers everywhere. The result was 10 bowl games, including the 2001 Rose Bowl, and a Big Ten Conference championship in 2000.

THE MEMORIAL TUNNEL

Purdue was slated to face in-state foe Indiana in 1903 at a neutral site for the first time at Washington Park in Indianapolis.

Purdue reserved two special charter trains in order to carry the football team and over 1,500 supporters to the state capital.

Around 10 a.m. on Oct. 31, 1903, the lead special charter train carrying the team, members of the band and other university administrators collided with a northbound coal train. Seventeen people were killed, including 14 members of the football team.

Purdue dedicated the southeast tunnel of Ross-Ade Stadium to the victims of the tragedy in 2003 to mark the centennial of the wreck. Memorial Gymnasium, now Felix Haas Hall housing the Department of Computer Science, was dedicated to the victims in 1909. It has 17 steps at the entrance, one for each victim.

ROSS-ADE QUICK FACTS

Stadium	Ross-Ade Stadium (1924)
Field Name	Rohrman Field (2019)
All-Time Ross-Ade Record	303-212-13
All-Time Home Record	396-255-25
Capacity	61,441
First Game	Purdue 26, Indiana 7 - 1924
Largest Crowd	71,629 vs. Indiana - 1980
Renovated	2002, 2023
Expanded	1930, 1949, 1955, 1964, 1696, 2023
Creators	David E. Ross - Purdue 1893 Inventor, Engineer, Businessman, Board of Trustees George Ade - Purdue 1887 Writer, Playwright, Newspaper Columnist, Board of Trustees

ROSS-ADE MILESTONES

- Nov. 22, 1924 - Purdue dedicates Ross-Ade Stadium, winning the Homecoming matchup over Indiana 26-7.
- 1975 - Prescription Athletic Turf was developed at Purdue is installed, a network of pipes connected to pumps capable of keeping the field playable.
- Nov. 22, 1980 - The largest crowd in Ross-Ade history, 71,629, views the game against Indiana.
- 2017 - Permanent lighting is installed at a cost of \$5.6 million.
- 2020 - Purdue installed a 150-foot, 4-inches wide and 56-foot, 9-inches high video board at the south end, more than four-times larger than the previous board built in 2007.
- Sept. 4, 2021 - The Boilermakers played their 500th game at Ross-Ade Stadium, defeating Oregon State 30-21 in front of a crowd of 53,656.
- Sat. 25, 2023 - Purdue defeated Indiana 35-31, recording its 300th victory at Ross-Ade Stadium.

PURDUE SHUTOUTS

RUSHING

Attempts	53 - Lorenzo White vs. Michigan State, 1985
Yards	350 - Eric Allen from Michigan State, 1971
TDs	4 - 7x last Kory Sheets vs. Miami Ohio, 2006
Longest	94 - Mike Pruitt vs. Iowa, 1974
Average	17.9 10-179 - Mike Pruitt vs. Iowa, 1974

PASSING

Attempts	73 - Dwayne Haskins from Ohio State, 2018
Completions	49 - Dwayne Haskins from Ohio State, 2018
Completion %	96% - Hudson Card vs. Indiana State, 2024
Yards	572 - David Blough vs. Missouri, 2018
TDs	6 - 3x last Curtis Painter vs. Eastern Illinois, 2007
INTs	6 - Dale Samuels vs. Miami Fla., 1950
Longest	99 - Brees to Sutherland vs. Northwestern, 1999

RECEIVING

Receptions	21 - Chris Daniels vs. Michigan State, 1999
Yards	301 - Chris Daniels vs. Michigan State, 1999
TDs	4 - Reggie Arnold vs. Iowa, 1977

TOTAL OFFENSE

Yards	590 - David Blough vs. Missouri, 2018
-------	---------------------------------------

SCORING

Points	25 - Cecil Isbell vs. Ohio, 1936
TDs	4 - many, last Kory Sheets vs. Michigan, 2008
FG Att.	6 - Rick Anderson vs. Michigan State, 1980; Chris Summers vs. Oregon, 2008
FG Made	5 - Rick Anderson vs. Michigan State, 1980
Longest FG	59 - Ralf Mojsiejenko from Michigan State, 1983 59 - Carson Wiggs vs. Toledo, 2009

INTERCEPTIONS

Most	3 - many, last Anthony Brown vs. Nebraska, 2015
Long Return	100, 3x last, Michael Hawthorne (65 yds) & Billy Gustin (35 yds) vs. UCF, 1998

RETURNS

Longest Punt Return	92 - Phil Mateja vs. Iowa, 1951
Longest Kick Return	100 - Stan Brown vs. Indiana, 1970; Jimmy Smith vs. Stanford, 1981

Additional records can be found on page 120 of the Purdue Football Record Book.





HALL OF FAMERS

COLLEGE FOOTBALL HALL OF FAME (16)	Induction
Elmer Oliphant, HB, 1911-13	1955
Alex Agase, OL, 1943	1963
Cecil Isbell, HB, 1935-37	1967
Bob Griese, QB, 1964-66	1984
Chalmers "Bump" Elliot, HB, 1943-44	1989
Leroy Keyes, HB, 1966-68	1990
Mike Phipps, QB, 1967-69	2006
Mark Herrmann, QB, 1977-80	2010
Otis Armstrong, RB, 1970-72	2012
Dave Butz, DT, 1970-72	2014
Rod Woodson, CB, 1983-86	2016
Andy Smith, Coach, 1913-15	1955
Jim Phelan, Coach, 1922-29	1873
Jack Mollenkopf, Coach, 1956-69	1988
Jim Young, Coach, 1977-81	1999
William "Lone Star" Dietz, Coach, 1921	2012
John Luckhardt, 1966	2022
PRO FOOTBALL HALL OF FAME (4)	Induction Class
Len Dawson, QB, 1957-75	1987
Bob Griese, QB, 1967-80	1990
Hank Stram, Coach, 1960-74, 1976-77	2003
Rod Woodson, CB/S, 1987-2003	2009

OVERTIME GAMES

ALL-TIME OVERTIME RECORD: 6-12
LAST OVERTIME: Nov. 2, 2024 vs. Northwestern - 26-20, Loss
OVERTIME AT HOME: 2-4 • AWAY: 3-6 • NEUTRAL: 1-2

Jan. 1, 2000	vs. #21 Georgia	L, 28-25 (OT)
	<i>Outback Bowl</i>	
Oct. 21, 2000	at Wisconsin	W, 30-24 (OT)
Sept. 29, 2001	at Minnesota	W, 35-28 (OT)
Oct. 12, 2002	at Illinois	L, 31-38 (OT)
Nov. 15, 2003	at #4 Ohio State	L, 13-16 (OT)
Jan. 1, 2004	vs. #11 Georgia	L, 27-34 (OT)
	<i>Capital One Bowl</i>	
Sept. 24, 2005	at Minnesota	L, 35-42 (2 OT)
Sept. 9, 2006	Miami (OH)	W, 38-31 (OT)
Sept. 13, 2008	#16 Oregon	L, 26-32 (2 OT)
Nov. 27, 2010	Indiana	L, 31-34 (OT)
Nov. 12, 2011	Ohio State	W, 26-23 (OT)
Oct. 20, 2012	at #7 Ohio State	L, 22-29 (OT)
Oct. 8, 2016	at Illinois	W, 34-31 (OT)
Nov. 17, 2018	Wisconsin	L, 44-47 (3 OT)
Nov. 30, 2019	Indiana	L, 41-44 (2 OT)
Dec. 30, 2021	vs. Tennessee	W, 48-45 (OT)
	<i>Music City Bowl</i>	
Oct. 12, 2024	at #23 Illinois	L, 50-49 (OT)
Nov. 2, 2024	Northwestern	L, 26-20 (OT)

PURDUE SHUTOUTS

Times Purdue Shut Out an Opponent: 182 (174 wins)
Last Shutout by Purdue: 31-0, vs. Ball State, 8/30/2025
Largest Shutout Victory: 96-0, vs. Butler, 10/21/1893
Times an Opponent Shut Out Purdue: 128 (120 losses)
Last Time Purdue was Shut Out: 19-0, at Northwestern, 10/18/25
Largest Shutout Loss: 66-0, at Indiana, 11/30/24

PRO BOILERS IN THE NFL

Player	Position	Team	Roster
Derrick Barnes	LB	Detroit	Active
Payne Durham	TE	Tampa Bay	Active
Charlie Jones	WR	Cincinnati	Active
Sanoussi Kane	DB	Baltimore	Active
George Karlaftis	DE	Kansas City	Active
Marcus Mbow	OT	New York Giants	Active
Raheem Mostert	RB	Las Vegas	Active
Aidan O'Connell	QB	Las Vegas	Active
Tyrone Tracy Jr.	RB	New York Giants	Active
Jalen Graham	LB	San Francisco	Practice
Reese Taylor	DB	Denver	Practice
Rondale Moore	WR	Minnesota	Reserve
Corey Trice Jr.	DB	Pittsburgh	Reserve

DEN OF DEFENSIVE ENDS

Throughout its history, Purdue has produced many outstanding defensive ends, creating an institution unlike any other in college football - The Den of Defensive Ends.

The tradition of The Den of Defensive Ends dates to the days of Leo Sugar and Lamar Lundy from the late 1940s to the mid-1950s and Keena Turner in the late 1970s, but it has flourished more recently. While Purdue's high-powered offense has made headlines under head coaches like Joe Tiller and Jeff Brohm, the Boilermakers' defense made a name for itself principally for the play of its ends.

CLIFF AVRIL (PURDUE 2004-07)

35 tackles-for-loss, 13 sacks at Purdue, All-Big Ten

AKIN AYODELE (PURDUE 1999-01)

54 tackles-for-loss, 29 sacks at Purdue 3-time All-Big Ten

ROSEVELT COLVIN (PURDUE 1995-98)

PURDUE HALL OF FAME - 2016
35 career sacks, 61 tackles-for-loss at Purdue, 2-time All-Big Ten, Super Bowl XXXVIII, XXXIX champion

RAY EDWARDS (PURDUE 2003-05)

16 career sacks at Purdue

GEORGE KARLAFTIS (PURDUE 2019-21)

30.5 tackles-for-loss, 14.5 sacks, 3-time All-Big Ten, First Team All-America, Super Bowl LVII, LVIII champion

RYAN KERRIGAN (PURDUE 2007-10)

PURDUE HALL OF FAME - 2018
14 forced fumbles, 2-time All-Big Ten, All-America, Big Ten DPOTV, 4-time Pro Bowl selection

LAMAR LUNDY (PURDUE 1954-56)

PURDUE HALL OF FAME - 1995
Team MVP, 2-time All-Big Ten

ROB NINKOVICH (PURDUE 2004-05)

16 career sacks at Purdue, All-Big Ten
Super Bowl XLIX, LI champion

CHIKE OKEAFOR (PURDUE 1994-96, 1998)

318 tackles, 15 sacks at Purdue, All-Big Ten

SHAUN PHILLIPS (PURDUE 2000-03)

60.5 tackles-for-loss, 33.5 sacks at Purdue, All-Big Ten

ANTHONY SPENCER (PURDUE 2003-06)

44 tackles-for-loss, 21.0 sacks at Purdue, All-Big Ten, All-America

LEO SUGAR (PURDUE 1949-51)

PURDUE HALL OF FAME - 2006
2-time All-Big Ten, All-America

KEENA TURNER (PURDUE 1976-79)

PURDUE HALL OF FAME - 2006
58 tackles-for-loss at Purdue, 2-time All-Big Ten
Super Bowl XVI, XIX, XXIII, XXIV champion

CRADLE OF QUARTERBACKS

The Cradle of Quarterbacks has evolved over the last 70 years as a defining feature of Purdue Football. Boilermakers have set numerous NCAA and Big Ten Conference records, many have been chosen as All-Americans and national awards winners or finalists.

Fifteen former Purdue signal-callers have gone on to play in the National Football League. Drew Brees, Len Dawson and Bob Griese combined to win four Super Bowls. Purdue is one of just two universities that can claim three Super Bowl champs at the position. (Alabama)

The reference to Cradle of Quarterbacks was added in the late 1970s when the poster was updated to include Mark Herrmann.

DREW BREES (PURDUE 1997-00)

PURDUE HALL OF FAME - 2009
11,792 yards, 90 touchdowns, 61.1% comp.
All-America, Maxwell Award, 3-time All-Big Ten
Super Bowl XLIV MVP & champion, 13-time Pro Bowler

SCOTT CAMPBELL (PURDUE 1980-83)

7,636 yards, 45 touchdowns at Purdue

GARY DANIELSON (PURDUE 1970-72)

PURDUE HALL OF FAME - 2012
2,748 yards, 14 touchdowns at Purdue,
College Football Analyst for CBS

LEN DAWSON (PURDUE 1954-56)

PURDUE HALL OF FAME - 1996
3,325 yards, 29 touchdowns at Purdue
Three-time All-Big Ten, 1956 First Team All-America
Super Bowl IV champion, Super Bowl IV MVP,
1987 Pro Football Hall of Fame

BOB D'MOSS (PURDUE 1945-48)

PURDUE HALL OF FAME - 1999
2,759 yards, 23 touchdowns at Purdue,
Purdue Head Coach (1970-72)

JIM EVERETT (PURDUE 1981-85)

PURDUE HALL OF FAME - 1999
7,411 yards, 43 touchdowns at Purdue, 1985 All-Big Ten,
Pro Bowler

BOB GRIESE (PURDUE 1964-66)

PURDUE HALL OF FAME - 1994
4,541 yards, 28 touchdowns at Purdue
1966 Big Ten Player of the Year, 2-time All-America, 2-time All-Big Ten
Super Bowl VII & VIII champion, 6-time Pro Bowl, Pro Football Hall of Fame

MARK HERRMANN (PURDUE 1977-80)

PURDUE HALL OF FAME - 1997
9,946 yards, 71 touchdowns at Purdue
4-time All-Big Ten, Sammy Baugh Award, College Football Hall of Fame

KYLE ORTON (PURDUE 2001-04)

9,337 yards, 63 touchdowns at Purdue, 2-time All-Big Ten

CURTIS PAINTER (PURDUE 2005-08)

11,163 yards, 67 touchdowns at Purdue

MIKE PHIPPS (PURDUE 1967-69)

PURDUE HALL OF FAME - 1995
5,423 yards, 37 touchdowns
1969 Consensus All-America, 2-time All-Big Ten, College Football Hall of Fame

DALE SAMUELS (PURDUE 1950-52)

PURDUE HALL OF FAME - 2001
3,161 yards, 27 touchdowns at Purdue





TEAM GAME-BY-GAME STATS

Game	Ball State	SIU	USC	ND	ILL	MINN	NU	RU	UM	OSU	UW	IU	Total
Points	31	34	17	30	27	20	0	24					183-22.9
	0	17	33	56	43	27	19	27					222-27.8
Total Offense	433	384	357	379	453	456	305	345					3,102
	203	283	460	535	507	262	364	543					3,157
Total Plays	59	76	67	68	75	82	56	51					534
	52	60	68	63	63	63	76	75					520
Yards Per Play	7.3	5.1	5.3	5.6	6.0	5.6	5.4	6.8					5.8
	3.9	4.7	6.8	8.5	8.0	4.2	4.8	7.2					6.1
First Downs	23	29	23	20	25	25	11	14					170
	13	20	22	27	22	17	24	22					167
Rush Attempts	30	53	28	28	25	40	26	28					258
	36	26	40	43	41	18	50	48					302
Yards Rushing	93	214	52	76	151	253	87	217					1,133
	116	81	178	254	117	30	232	184					1,192
Yards Per Rush	3.1	4.0	1.9	2.7	6.0	6.3	3.3	7.8					4.4
	3.2	3.1	4.4	5.9	2.9	1.7	4.6	3.8					3.9
Rushing Touchdowns	2	2	1	0	3	2	0	0					10
	0	1	2	5	3	0	0	2					13
Passing Completions	20	14	24	25	30	21	16	13					163
	10	20	17	17	19	21	11	19					134
Passing Attempts	29	23	39	40	50	42	30	23					276
	16	34	28	20	22	45	26	27					218
Completion %	69.0	60.9	61.5	62.5	60.0	50.0	53.3	56.5					59.1
	62.5	58.8	60.7	85.0	86.4	46.7	42.3	70.4					61.5
Passing Yards	340	170	305	303	302	203	218	128					1,969
	87	202	282	281	390	232	132	359					1,965
Passing Touchdowns	2	2	1	3	1	0	0	3					12
	0	1	0	2	1	2	2	1					9
Had Intercepted	0	1	3	2	0	3	1	0					10
	0	0	0	0	0	1	1	0					2
Field Goals	1	2	1	3	0	2	0	1					10
	0	1	4	0	5	2	2	2					16
Punting No.-Avg.	3-50.3	0-0.0	3-54.3	5-45.2	5-44.2	3-48.7	5-45.6	5-37.6					29-45.6
	5-40.8	3-42.0	0-0	0-0.0	3-41.7	7-46.4	2-48.0	3-40.3					23-43.3
Time of Possession	26:20	36:46	25:53	28:00	25:28	34:30	22:21	23:02					27:48
	33:40	23:14	34:07	32:00	34:32	25:30	37:39	36:58					32:13
Third Downs	4-11	9-14	7-14	4-14	5-13	6-16	5-14	1-9					41-105
	4-13	5-11	4-13	6-10	2-11	5-15	7-16	4-14					37-103
Fourth Downs	2-2	2-3	1-1	1-1	2-3	2-3	0-3	2-2					12-18
	1-2	1-2	4-4	0-2	0-1	1-1	1-2	3-4					11-18
Red-Zone Scoring	4-5	4-5	2-5	3-3	2-2	3-5	0-1	4-4					22-30
	0-1	3-3	5-6	3-4	6-7	2-2	4-5	4-5					27-33
Red Zone TDs-FGs	3-1	3-1	1-1	1-2	2-0	1-2	0-0	3-1					14-8
	0-0	2-1	2-3	3-0	2-4	1-1	2-2	2-2					14-12
Turnovers	0	1	3	2	2	4	3	1					16
	0	0	0	1	0	1	2	1					5
Points off Turnovers	0	0	0	3	0	0	0	0					3
	0	0	17	7	10	10	0	3					47
Penalties	3-25	2-30	5-60	7-75	8-61	9-71	8-98	0-0					42-52.5
	3-18	5-66	9-103	3-30	4-31	3-20	3-20	4-46					34-41.8
Punt Returns	2-7-0	1-17-0	0-0-0	0-0-0	1-(-17)-0	1-4-0	1-0-0	0-0-0					6-1.8-0
	1-(-3)-0	0-0-0	1-2-0	3-13-0	1-0-0	3-16-0	4-9-0	0-0-0					12-3.1-0
Kick Returns	1-20-0	2-40-0	3-65-0	0-0-0	2-33-0	0-0-0	3-40-0	2-69-0					13-20.5-0
	2-34-0	0-0-0	1-16-0	4-167-1	0-0-0	2-33-0	0-0-0	0-0-0					9-27.8-0
Interception Returns	0-0-0	0-0-0	0-0-0	0-0-0	0-0-0	1-18-0	1-0-0	0-0-0					2-9.0-0
	0-0-0	1-0-0	3-103-1	2-8-0	0-0-0	3-35-1	1-0-0	0-0-0					10-14.6-1
Fumble-Lost	1-0	0-0	2-0	1-0	2-2	1-1	2-2	1-1					10-6
	0-0	0-0	0-0	1-1	0-0	0-0	2-1	2-1					5-3
Sacks	4-15	3-24	2-13	1-6	2-17	2-7	0-0	5-34					19-119
	1-9	0-0	5-37	3-18	2-5	0-0	2-14	0-0					13-83
Tackles-for-Loss	7-22	7-31	7-24	2-9	8-29	6-12	6-8	7-36					50-171
	5-17	7-15	10-55	6-22	3-6	2-3	5-20	3-6					41-144
Breakups	1	3	3	1	1	12	8	4					33
	3	2	1	6	2	2	3	0					20





GAME 9 NOTES • Purdue at Michigan



OFFENSIVE STARTERS

	QB	RB	TE	WR	WR	WR	LT	LG	C	RG	RT
BALL STATE	Browne	Mockobee	Walker	Jackson III	Branch	Tuggle	Tanona	J. St. John	Joiner	Trent	Coly
SOUTHERN ILL.	Browne	Mockobee	C. Moore	Jackson III	Branch	Tuggle	Tanona	J. St. John	Joiner	Trent	Coly
USC	Browne	Mockobee	C. Moore	Jackson III	Horton	Tuggle	Tanona	J. St. John	Joiner	Trent	Coly
Notre Dame	Browne	Mockobee	C. Moore	Jackson III	Horton	Tuggle	Tanona	J. St. John	Joiner	Trent	Coly
ILLINOIS	Browne	Mockobee	Earls	Jackson III	Branch	Tuggle	Tanona	J. St. John	Joiner	Trent	Coly
Minnesota	Browne	Mockobee	C. Moore	Jackson III	C. Smith	Tuggle	Tanona	Purvis	Joiner	Trent	Coly
Northwestern	Browne	Mockobee	C. Moore	Jackson III	Branch	Horton	Tanona	J. St. John	Joiner	Purvis	Coly
RUTGERS	Browne	Mockobee	C. Moore	Jackson III	Horton	Tuggle	Tanona	J. St. John	Joiner	Purvis	Coly

Michigan

OHIO STATE

Washington

INDIANA

DEFENSIVE STARTERS

	DE	DL	DL	DE	LB	LB	DB/LB	DB	DB	DB	DB
BALL STATE	T. Smith	Harkless	Lindsey	Madden	Powell	Correa	Coffey	Hines	Slusher	Ra-El	Grimes
SOUTHERN ILL.	T. Smith	Harkless	Lindsey	Madden	Powell	Correa	Coffey	Hines	Slusher	Ra-El	Grimes
USC	Nunnally IV	Harkless	Kennedy	Madden	Powell	Correa	Sanford Jr.	Turner	Slusher	Ra-El	Grimes
Notre Dame	Nunnally IV	Harkless	Kennedy	Madden	Powell	Correa	Sanford Jr.	Hines	Slusher	Ra-El	Grimes
ILLINOIS	Nunnally IV	Harkless	Kennedy	Madden	Powell	Correa	Sanford Jr.	Hines	Slusher	Ra-El	Wright
Minnesota	Nunnally IV	Harkless	Kennedy	Madden	Powell	Correa	Sanford Jr.	Hines	Slusher	Ra-El	Grimes
Northwestern	Nunnally IV	Harkless	Jeffries	Madden	Powell	Correa	Sanford Jr.	Hines	Slusher	Ra-El	Grimes
RUTGERS	Nunnally IV	Harkless	Jeffries	Ishmail	Powell	Correa	Sanford, Jr.	Hines	McLaurin	Ra-El	Grimes

Michigan

OHIO STATE

Washington

INDIANA

CAREER STARTS

OFFENSE	Position	'25	Purdue	Career	Consec.	First Purdue Start
Arhmad Branch	WR	4	4	4		2025, vs. Ball State
Ryan Browne	QB	8	10	10	8	2024, at Illinois
George Burhenn	TE		1	1		2023, vs. Indiana
Bakyné Coly	OL	8	8	8	8	2025, vs. Ball State
Christian Earls	TE	1	1	1		2025, vs. Illinois
EJ Horton Jr.	WR	4	4	11	2	2025, vs. USC
Michael Jackson III	WR	8	8	12	8	2025, vs. Ball State
Bradyn Joiner	OL	8	8	13	8	2025, vs. Ball State
Chauncey Magwood	WR			1		
Jude McCoskey	OL			20		
Bennett Meredith	QB		1	1		2023, at Northwestern
Devin Mockobee	RB	8	31	31	20	2022, vs. Nebraska
Christian Moore	TE	8	8	18	3	2025, vs. Southern Ill.
De'Nylon Morrisette	WR		4	4		2024, at Oregon State
Hank Purvis	OL	3	3	3	3	2025, at Minnesota
Corey Smith	WR	1	1	1		2025, at Minnesota
Jalen St. John	OL	7	7	30	2	2025, vs. Ball State
Joey Tanona	OL	8	8	8	8	2025, vs. Ball State
Malachi Thomas	RB			6		
Ethan Trent	OL	6	6	6		2025, vs. Ball State
Nitro Tuggle	WR	7	7	7	1	2025, vs. Ball State
Rico Walker	TE	1	1	1		2025, vs. Ball State

DEFENSE	Position	'25	Purdue	Career	Consec.	First Purdue Start
Smiley Bradford	DB		4	4		2024, vs. Oregon
Josh Burney	DL			10		
Breyton Charles	DL			4		
An'Darius Coffey	DB	2	2	11		2025, vs. Ball State
Charles Correa	LB	8	8	10	8	2025, vs. Ball State
Jordan Cree	DL			10		
Sanders Ellis	LB			11		
Tony Grimes	DB	7	7	47	3	2025, vs. Ball State
Jamarrion Harkless	DL	8	8	8	8	2025, vs. Ball State
Hudauri Hines	DB	8	8	8	6	2025, vs. Ball State
Breon Ishmail	DE	1	1	1	1	2025, vs. Rutgers
Ian Jeffries	DL	2	2	10	2	2025, at Northwestern
Demeco Kennedy	DL	4	4	4		2025, vs. USC
TJ Lindsey	DL	2	2	2		2025, vs. Ball State
Hershey McLaurin	DB	1	1	21	1	2025, vs. Rutgers
CJ Madden	DE	7	7	7		2025, vs. Ball State
Miles Mitchell	DL			23		
Marcus Moore Jr.	DL			8		
CJ Nunnally IV	DL	6	6	29	6	2025, vs. USC
Mani Powell	LB	8	8	15	8	2025, vs. Ball State
Tahj Ra-El	DB	8	8	25	8	2025, vs. Ball State
Alex Sanford Jr.	LB	6	6	6	6	2025, vs. USC
Myles Slusher	DB	7	7	23		2025, vs. Ball State
Sterling Smith	DB			9		
Trey Smith	DE	2	2	2		2025, vs. Ball State
Elijah St. John	DL			4		
Richard Toney Jr.	DB			10		
Ryan Turner	DB	1	1	3		2025, vs. USC
TD Williams	DB			30		
Traveon Wright	DB	1	1	1		2025, vs. Illinois

GAME-BY-GAME LEADERS

Game	Rushing Attempts	Rushing Yards	Passing Yards	Receptions	Receiving Yards	All-Purpose Yards	Tackles	Tackles For Loss
BALL STATE	Mockobee - 14	Mockobee - 59	Browne - 311	Jackson III - 6	Branch - 101	Mockobee - 104	Correa - 10	Harkless - 1.5
SOUTHERN ILL.	Mockobee - 32	Mockobee - 126	Browne - 170	Branch - 4	Burhenn - 48	Mockobee - 147	Correa - 10	Correa, Nunnally IV - 2.0
USC	Mockobee - 12	Mockobee - 45	Browne - 305	Jackson III - 7	Jackson III - 70	Jackson III - 107	Slusher - 12	Bradford - 2.0
Notre Dame	Mockobee - 12	Singleton - 26	Browne - 250	Mockobee - 7	Tuggle - 66	Mockobee - 72	Slusher - 10	Powell, Slusher - 1.0
ILLINOIS	Mockobee - 11	A. Harris - 69	Browne - 302	Jackson III - 14	Jackson III - 94	A. Harris - 93	Correa - 15	Kennedy, Nunnally IV - 1.5
Minnesota	Mockobee - 21	Mockobee - 98	Browne - 203	C. Smith - 6	Tuggle - 58	Mockobee - 98	Powell - 7	Nunnally IV - 2.0
Northwestern	Singleton - 10	M. Thomas - 34	Singleton - 187	Jackson III - 5	Mockobee - 52	Mockobee - 80	Powell - 20	Jeffries, Powell - 1.5
RUTGERS	Mockobee - 16	Mockobee - 91	Browne - 117	Jackson III, M. Thomas - 3	M. Thomas - 50	M. Thomas - 112	Ra-El - 15	Six Players - 1.0

Michigan

OHIO STATE

Washington

INDIANA





DRIVE CHART

Game	Possessions	TDs	FGs		Fum.	Int.	Safety	Punt	Downs	Half	Game	80+Yard	3-And
			Made	Attempted									Out
BALL STATE	9/9	4/0	1/0	1/2	0/0	0/0	0/0	3/5	0/1	0/1	1/0	1/0	3/3
SOUTHERN ILL.	8/9	4/2	2/1	2/2	0/0	1/0	0/0	0/3	1/1	0/0	0/1	0/0	0/2
USC	9/9	2/2	1/4	1/5	0/0	3/0	0/0	3/0	0/0	0/1	0/1	0/2	1/0
Notre Dame	13/13	3/7	3/0	3/0	0/1	2/0	0/0	5/0	0/2	0/1	0/1	0/0	4/1
ILLINOIS	12/13	4/4	0/5	0/5	1/0	0/0	0/0	5/3	1/1	0/0	1/0	1/2	3/2
Minnesota	13/12	2/2	2/2	3/2	1/0	3/1	0/0	3/7	1/0	0/0	0/0	0/0	2/6
Northwestern	11/12	0/2	0/2	0/3	2/1	1/1	0/0	5/2	3/1	0/1	0/1	0/0	3/2
RUTGERS	11/11	3/3	1/2	1/2	1/1	1/0	0/0	5/3	0/1	1/0	0/0	1/3	2/3
Michigan													
OHIO STATE													
Washington													
INDIANA													
TOTALS	86/88	22/22	10/16	12/21	5/3	11/2	0/0	29/23	6/1	1/4	2/4	3/7	18/19

PURDUE SCORING DRIVES

vs. Ball State						at Minnesota					
Qtr	Res.	Players/Play	Plays	Yards	TOP	Qtr	Res.	Players/Play	Plays	Yards	TOP
1	TD	Browne to Branch 49-yard pass	2	72	0:36	1	TD	Singleton 40-yard rush	7	75	2:48
1	TD	Browne 5-yard rush	6	71	2:55	2	FG	Porath 33 yards	8	33	2:39
2	TD	Mockabee 4-yard rush	13	91	5:26	2	TD	Browne 12-yard rush	13	75	6:52
3	TD	Brown to Jackson III 14-yard pass	7	73	2:38	3	FG	Porath 20 yards	13	76	5:42
4	FG	Porath 28 yards	13	61	5:01						
vs. Southern Illinois						vs. Rutgers					
Qtr	Res.	Players/Play	Plays	Yards	TOP	Qtr	Res.	Players/Play	Plays	Yards	TOP
1	TD	Browne to Branch 13-yard pass	9	72	3:49	1	TD	Singleton to M. Thomas 4-yard pass	7	77	3:03
1	TD	Browne to Tuggle 29-yard pass	8	76	3:31	1	FG	Porath 20 yards	11	92	5:33
2	FG	Porath 25 yards	9	52	4:15	3	TD	Singleton to Mockabee 3-yard pass	4	75	1:50
2	TD	Mockabee 1-yard rush	12	55	5:00	4	TD	Browne to Tuggle 14-yard pass	7	41	2:54
3	FG	Porath 43 yards	10	23	4:57						
4	TD	Mockabee 1-yard rush	13	70	7:10						
vs. USC						at Michigan					
Qtr	Res.	Players/Play	Plays	Yards	TOP	Qtr	Res.	Players/Play	Plays	Yards	TOP
2	FG	Porath 39 yards	10	56	4:01						
3	TD	Browne 26-yard rush	8	67	3:22						
4	TD	Browne to Tuggle 9-yard pass	8	63	2:51						
at Notre Dame						vs. Ohio State					
Qtr	Res.	Players/Play	Plays	Yards	TOP	Qtr	Res.	Players/Play	Plays	Yards	TOP
1	TD	Mockabee to Browne 14-yard pass	6	75	2:42						
2	FG	Porath 48 yards	13	45	6:04						
2	FG	Porath 26 yards	12	67	4:47						
2	FG	Porath 35 yards	4	1	0:27						
2	TD	Browne to Tuggle 24-yard pass	6	75	0:53						
4	TD	Singleton to Watson 24-yard pass	5	58	2:05						
vs. Illinois						at Washington					
Qtr	Res.	Players/Play	Plays	Yards	TOP	Qtr	Res.	Players/Play	Plays	Yards	TOP
1	TD	Browne 1-yard rush	10	62	4:05						
2	TD	Browne to C. Smith 60-yard pass	5	75	1:12						
3	TD	A. Harris 41-yard rush	6	81	2:39						
4	TD	Mockabee 1-yard rush	13	75	3:45						
vs. Indiana						at Washington					
Qtr	Res.	Players/Play	Plays	Yards	TOP	Qtr	Res.	Players/Play	Plays	Yards	TOP

SCORING DRIVES BY YARDS

Yardage	Scoring Drives			Touchdowns		
	Purdue	Opponent		Purdue	Opponent	
	TD	FG	TD	Fg	Ru.	Pa. Other
0-9	1		2		6	3
10-19			1		1	4
20-29	1				1	3
30-39	1	1	1			
40-49	1	1	2		2	1
50-59	2	2	1	2		
60-69	3	2	4	5	1	2
70-79	14	1	10	1		1
80-89	1		3	1		
90-99	1	1	3			1

FIRST DRIVES BY PURDUE

	1st Half	2nd Half
	Touchdown	Touchdown
BALL STATE	Touchdown	Touchdown
SIU	Touchdown	Interception
USC	Punt	Touchdown
Notre Dame	Punt	Punt
ILLINOIS	Punt	Touchdown
Minnesota	Touchdown	Field Goal
Northwestern	Punt	Punt
RUTGERS	Touchdown	Touchdown
Michigan		
OHIO STATE		
Washington		
INDIANA		

FIRST DRIVES BY OPPONENTS

	1st Half	2nd Half
	Punt	Field Goal Miss
BALL STATE	Punt	Field Goal Miss
SIU	Touchdown	Downs
USC	Field Goal	Field Goal
Notre Dame	Touchdown	Touchdown
ILLINOIS	Punt	Field Goal
Minnesota	Punt	Punt
Northwestern	Field Goal	Touchdown
RUTGERS	Punt	Punt
Michigan		
OHIO STATE		
Washington		
INDIANA		



• **LONGEST PLAYS OF THE YEAR**

Rushing	57 - M. Thomas vs. Rutgers, 10/25/25
Rushing TD	41 - A. Harris vs. Illinois, 10/4/25
Passing	60 - Browne to C. Smith vs. Illinois, 10/4/25
Passing TD	60 - Browne to C. Smith vs. Illinois, 10/4/25
Punt Return	17 - Jackson III vs. Southern Ill., 9/6/25
Kick Return	56 - Jackson III vs. Rutgers, 10/25/25
INT Return	18 - Slusher at Minnesota, 10/11/25
Fumble Return	13 - Sanford Jr. at Northwestern, 10/18/25
Punt	68 - McCallister vs. USC, 9/13/25
Field Goal	48 - Porath at Notre Dame 9/20/25

• **LONG PLAYS BY PLAYER**

	No.	TD	Rush	Rec.	KR	Pr	Int	Fum
Arhmad Branch	2	1		2				
Antonio Harris	2	1	2					
Michael Jackson III	3			1	2			
Devin Mockobee	1		1					
Malachi Singleton	1	1	1					
Corey Smith	2	1		2				
Malachi Thomas	2		1	1				
Nitro Tuggle	2			2				
TOTALS	15	4	5	8	2			

- All long players are 30+ yards

• **LONG PLAYS BY QUARTERBACK**

	No.	TD	30-39	40-59	60-79	80-99
Ryan Browne	7	2	4	2	1	
Malachi Singleton	1			1		
TOTALS	8	2	4	3	1	

• **LONG PLAYS BY TYPE & YARDS**

	No.	TD		No.	TD
Rushing	3	2	100+		
Passing	8	2	90-99		
Punt Returns			80-89		
Kick Returns	2		70-79		
Interceptions			60-69	1	1
Fumble Returns			50-59	2	
Other			40-49	5	3
TOTALS	15	4	30-39	7	

• **PLAYS OF 30 YARD OR MORE**

Yds	Type	Players	Opponent
60	Pass	Browne to C. Smith*	Illinois
57	Rush	M. Thomas	Rutgers
56	KR	Jackson III	Rutgers
49	Pass	Browne to Branch*	Ball State
48	Pass	Singleton to C. Smith	Northwestern
44	Pass	Browne to M. Thomas	Rutgers
41	Rush	A. Harris*	Illinois
40	Rush	Singleton*	Minnesota
37	Rush	A. Harris	Rutgers
35	Pass	Browne to Branch	Ball State
33	Pass	Browne to Tuggle	USC
32	Rush	Mockobee	Rutgers
32	KR	Jackson III	Northwestern
31	Pass	Browne to Jackson III	USC
31	Pass	Browne to Tuggle	Notre Dame

* Touchdown scored on play

• **REDZONE RECAP**

	PURDUE SCORED								FAILED TO SCORE					
	Att	Scores	Points	TDs	Rush	Pass	FGM		FGA	Downs	INT	FUM	Half	Game
BALL STATE	5	4	24	3	2	1	1		0	0	0	0	0	1
SIU	5	4	27	3	2	1	1		0	1	0	0	0	0
USC	5	2	10	1	0	1	1		0	0	3	0	0	0
Notre Dame	3	3	13	1	0	2	2		0	0	0	0	0	0
ILLINOIS	2	2	13	2	2	0	0		0	0	0	0	0	0
Minnesota	5	3	13	1	1	0	2		0	1	1	0	0	0
Northwestern	1	0	0	0	0	0	0		0	1	0	0	0	0
RUTGERS	4	4	24	3	0	3	1		0	0	0	0	0	0
Michigan														
OHIO STATE														
Washington														
INDIANA														
TOTALS	30	22	124	14	7	8	8		0	3	4	0	0	1

	OPPONENT SCORED								FAILED TO SCORE					
	Att	Scores	Points	TDs	Rush	Pass	FGM		FGA	Downs	INT	FUM	Half	Game
BALL STATE	1	0	0	0	0	0	0		1	0	0	0	0	0
SIU	3	3	17	2	1	1	1		0	0	0	0	0	0
USC	6	5	23	2	2	0	3		1	0	0	0	0	0
Notre Dame	4	3	21	3	3	0	0		0	0	0	0	0	1
ILLINOIS	7	6	26	2	2	0	4		0	1	0	0	0	0
Minnesota	2	2	10	1	0	1	1		0	0	0	0	0	0
Northwestern	5	4	19	2	0	2	2		1	0	0	0	0	0
RUTGERS	5	4	20	2	2	0	2		0	1	0	0	0	0
Michigan														
OHIO STATE														
Washington														
INDIANA														
TOTALS	33	27	136	14	10	4	13		3	2	0	0	0	1

• **MISC. PASSING STATS**

Games 30+ Completions

Player	'25	Car.	Last Time
Ryan Browne	1	1	2025, vs. Illinois

Games without an Interception (min. 20 passing attempts)

Player	'25	Car.	Last Time at Purdue
Ryan Browne	3	4	2025, vs. Rutgers

Games 300 Yards Passing

Player	'25	Car.	Last Time at Purdue
Ryan Browne	3	3	2025, vs. Illinois

Games with Multiple Passing Touchdowns

Player	'25	Car.	Last Time at Purdue
Ryan Browne	2	3	2025, vs. Southern Illinois
Malachi Singleton	1	1	2025, vs. Rutgers

Completions 30 Yards or More

Player	'25	Car.	Last Time at Purdue
Ryan Browne	7	10	2025, vs. Rutgers
Malachi Singleton	1	2	2025, at Northwestern

Completions 50 Yards or More

Player	'25	Car.	Last Time at Purdue
Ryan Browne	1	3	2025, vs. Illinois

• **MISC. RUSHING STATS**

Games with 100 Yards Rushing

Player	'25	Car.	Last Time at Purdue
Ryan Browne	1		2024, at Illinois
Devin Mockobee	1	9	2025, vs. Southern Illinois
Malachi Thomas	2		

Games with a Rushing Touchdown

Player	'25	Car.	Last Time at Purdue
Arhmad Branch	1		2024, at Illinois
Ryan Browne	4	4	2025, at Minnesota
Antonio Harris	1	1	2025, vs. Illinois
Jaheim Merriweather	1		2024, vs. Indiana State
Devin Mockobee	3	22	2025, vs. Illinois
Malachi Singleton	1	6	2025, at Minnesota
Malachi Thomas		5	

Games with Multiple Rushing Touchdowns

Player	'25	Car.	Last Time at Purdue
Devin Mockobee	1	1	2025, vs. Southern Illinois
Malachi Thomas		1	

20-Yard Rushes at Purdue

Player	'25	Car.	Last Time at Purdue
Ryan Browne	1	3	2025, vs. USC
Antonio Harris	3	3	2025, vs. Rutgers
Jaheim Merriweather	1		2024, at Wisconsin
Devin Mockobee	1	20	2025, vs. Rutgers
Malachi Singleton	1	1	2025, at Minnesota
Malachi Thomas	1	1	2025, vs. Rutgers





■ MISC. RECEIVING STATS

Games with a Reception

Player	'25	Car.	Last Time at Purdue
Arhmad Branch	7	7	2025, at Northwestern
George Burhenn	3	5	2025, at Notre Dame
Ryan Browne	2	2	2025, vs. Rutgers
Christian Earls		2	
Antonio Harris	6	6	2025, vs. Rutgers
EJ Horton	6	18	2025, vs. Rutgers
Michael Jackson III	8	26	2025, vs. Rutgers
Chauncey Magwood	2	13	2025, at Minnesota
Jaheim Merriweather		1	2024, at Indiana
Devin Mockobee	6	35	2025, vs. Rutgers
Christian Moore	1	5	2025, vs. Southern Illinois
De'Nylon Morrisette		10	2024, at Michigan State
Corey Smith	5	11	2025, at Northwestern
Malachi Thomas	4	17	2025, vs. Rutgers
Nitro Tuggle	8	10	2025, vs. Rutgers
Rico Walker	3	7	2025, at Northwestern
Jesse Watson	4	5	2025, at Northwestern

Games with 5+ Catches

Player	'25	Car.	Last Time at Purdue
George Burhenn		1	2023, vs. Indiana
EJ Horton	1	1	2025, vs. USC
Michael Jackson III	4	7	2025, at Northwestern
Devin Mockobee	1	1	2025, at Notre Dame
Corey Smith	1	1	2025, at Minnesota
Malachi Thomas		2	

Games with 100 Yards Receiving

Player	'25	Car.	Last Time at Purdue
Arhmad Branch	1	1	2025, vs. Ball State
Michael Jackson III		1	

Games with a Receiving Touchdown

Player	'25	Car.	Last Time at Purdue
Arhmad Branch	2	2	2025, vs. Southern Illinois
Ryan Browne	1	1	2025, at Notre Dame
George Burhenn	1		2023, vs. Indiana
EJ Horton		3	
Michael Jackson III	1	5	2025, vs. Ball State
Chauncey Magwood		1	
Devin Mockobee	1	3	2025, vs. Rutgers
Christian Moore		1	
De'Nylon Morrisette	2		2024, vs. Notre Dame
Corey Smith	1	1	2025, vs. Illinois
Malachi Thomas	1	2	2025, vs. Rutgers
Nitro Tuggle	4	4	2025, vs. Rutgers
Jesse Watson	1	1	2025, at Notre Dame

Games with Multiple Receiving Touchdowns

Player	'25	Car.	Last Time at Purdue
Michael Jackson III		1	

30-Yard Receptions at Purdue

Player	'25	Car.	Last Time at Purdue
Arhmad Branch	2	2	2025, vs. Ball State
Michael Jackson III	1	1	2025, vs. USC
Devin Mockobee	1		2023, vs. Indiana
Corey Smith	2	2	2025, at Northwestern
Malachi Thomas	1	1	2025, vs. Rutgers
Nitro Tuggle	2	2	2025, at Notre Dame

50-Yard Receptions at Purdue

Player	'25	Car.	Last Time at Purdue
Corey Smith	1	1	2025, vs. Illinois

■ MISC. DEFENSIVE STATS

Games with Double-Digit Tackles

Player	'25	Car.	Last Time at Purdue
Charles Correa	5	5	2025, vs. Rutgers
Sanders Ellis		2	
Hershey McLaurin	1	2	2025, vs. Rutgers
CJ Nunnally IV		2	
Mani Powell	3	4	2025, vs. Rutgers
Tahj Ra-El	2	6	2025, vs. Rutgers
Myles Slusher	2	3	2025, at Notre Dame
Alex Sanford Jr.	1	1	2025, at Northwestern
Elijah St. John		1	
Richard Toney Jr.		1	

Games with a Tackle for Loss (including assisted TFLs)

Player	'25	Car.	Last Time at Purdue
Winston Berglund		2	2024, at Wisconsin
Smiley Bradford	3	3	2025, vs. Rutgers
Josh Burney		10	
Drake Carlson		1	2024, vs. Penn State
Breydon Charles	1	8	2025, vs. Ball State
An'Darius Coffey		4	
Charles Correa	5	7	2025, vs. Rutgers
Jordan Cree		12	
Jamarius Dinkins	1	4	2025, vs. USC
Sanders Ellis	1	11	2025, vs. Ball State
Tony Grimes		4	
Jamarrion Harkless	2	2	2025, vs. Rutgers
Hudari Hines	2	3	2025, at Minnesota
Ian Jeffries	2	7	2025, at Northwestern
Demeco Kennedy	3	3	2025, at Northwestern
TJ Lindsey	1	1	2025, vs. Ball State
CJ Madden	4	5	2025, vs. Rutgers
Hershey McLaurin	1	15	2025, vs. Rutgers
Miles Mitchell		10	
Marcus Moore Jr.		4	
CJ Nunnally IV	5	24	2025, vs. Rutgers
Mani Powell	7	15	2025, vs. Rutgers

Tahj Ra-El	4	10	2025, at Northwestern
Alex Sanford Jr.	3	3	2025, at Northwestern
Myles Slusher	2	13	2025, at Notre Dame
Sterling Smith		1	
Trey Smith	1	2	2025, vs. Rutgers
Elijah St. John		2	
Richard Toney Jr.		4	
Ryan Turner	1	4	2025, vs. Illinois
TD Williams		2	

Games with Multiple Tackles for Loss

Player	'25	Car.	Last Time at Purdue
Smiley Bradford	1	1	2025, vs. USC
Josh Burney		2	
Breydon Charles		1	
Charles Correa	1	1	2025, vs. Southern Illinois
Jordan Cree		6	
Sanders Ellis		5	
Jamarrion Harkless	2	2	2025, vs. Rutgers
Demeco Kennedy	1	1	2025, vs. Illinois
Hershey McLaurin		3	
Miles Mitchell		4	
CJ Nunnally IV	3	13	2025, at Minnesota
Mani Powell	1	3	2025, at Northwestern

Games with a Sack (including half sacks)

Player	'25	Car.	Last Time at Purdue
Winston Berglund	1		2024, vs. Nebraska
Josh Burney		8	
Breydon Charles	1	7	2025, vs. Ball State
An'Darius Coffey		1	
Charles Correa	3	3	2025, vs. Rutgers
Jordan Cree		8	
Jamarius Dinkins		1	
Sanders Ellis	1	3	2025, vs. Ball State
Tony Grimes		1	
Jamarrion Harkless	2	2	2025, vs. Rutgers

Ian Jeffries		4	
Demeco Kennedy	2	2	2025, vs. Illinois
CJ Madden	1	1	2025, vs. Ball State
Hershey McLaurin	1	3	2025, vs. Rutgers
Miles Mitchell		5	
CJ Nunnally IV	4	15	2025, vs. Rutgers
Mani Powell	2	6	2025, vs. Rutgers
Myles Slusher	1	5	2025, at Notre Dame
Trey Smith	1	1	2025, vs. Rutgers
Elijah St. John		1	
Richard Toney		1	
Ryan Turner	1	3	2025, vs. Illinois

Games with Multiple Sacks

Player	'25	Car.	Last Time at Purdue
Josh Burney		1	
Jordan Cree		1	
Sanders Ellis		1	
Jamarrion Harkless	1	1	2025, vs. Ball State
CJ Nunnally IV	1	3	2025, vs. Southern Illinois

Games with an Interception

Player	'25	Car.	Last Time at Purdue
Smiley Bradford	1	1	2025, at Northwestern
Tony Grimes		1	
Hershey McLaurin		1	
Myles Slusher	1	3	2025, at Minnesota
Richard Toney		2	
Ryan Turner		1	
TD Williams		3	



• **PASSING CAREER HIGHS** *AT PREVIOUS SCHOOL

PLAYER	COMPLETIONS	ATTEMPTS	TOUCHDOWNS	YARDS	LONG
Ryan Browne	30, vs. Illinois, 10/4/25	50, vs. Illinois, 10/4/25	3, at Illinois, 10/12/24	311, vs. Ball State, 8/30/25	62, at Illinois, 10/12/24
Chauncey Magwood	1, vs. Tennessee, 11/6/21*	1, vs. Tennessee, 11/6/21*	-	15, vs. Tennessee, 11/6/21*	15, vs. Tennessee, 11/6/21*
Bennett Meredith	5, at Northwestern, 11/18/23	7, at Northwestern, 11/18/23	-	36, at Northwestern, 11/18/23	21, at Northwestern, 11/18/23
Malachi Singleton	11, 2x last at Northwestern, 10/18/25	20, at Northwestern, 10/19/25	2, vs. Rutgers, 10/25/25	207, vs. Ole Miss, 11/2/24*	48, at Northwestern, 10/18/25
Malachi Thomas	1, vs. Syracuse, 10/26/23*	1, vs. Syracuse, 10/26/23*	1, vs. Syracuse, 10/26/23*	16, vs. Syracuse, 10/26/23*	16, vs. Syracuse, 10/26/23*
Hayden Timosciek	6, at Michigan, 9/16/23*	10, at Michigan, 9/16/23*	-	33, at Michigan, 9/16/23*	12, at Michigan, 9/16/23*

• **RUSHING CAREER HIGHS** *AT PREVIOUS SCHOOL

PLAYER	ATTEMPTS	YARDS	TOUCHDOWNS	LONG
Arhmad Branch	1, at Illinois, 10/12/24	3, at Illinois, 10/12/24	1, at Illinois, 10/12/24	3, at Illinois, 10/12/24
Ryan Browne	21, at Northwestern, 11/18/23	118, at Illinois, 10/12/24	1, 4x last at Minnesota, 10/11/25	34, vs. USC, 9/13/25
An'Darius Coffey	14, vs. North Alabama, 11/19/22*	83, vs. North Alabama, 11/19/22*	-	16, vs. North Alabama, 11/19/22*
Antonio Harris	5, vs. Southern Ill., 9/6/25	69, vs. Illinois, 10/4/25	1, vs. Illinois, 10/4/25	41, vs. Illinois, 10/4/25
EJ Horton Jr.	1, 4x last at Oklahoma, 11/11/23*	12, at Old Dominion, 11/05/22*	-	12, at Old Dominion, 11/5/22*
Michael Jackson III	1, 4x last at Northwestern, 10/18/25	53, at Arizona, 10/29/22*	-	53, at Arizona, 10/29/22*
Addai Lewellen	1, 2x last vs. Ohio State, 10/14/23	7, vs. LSU, 1/2/23	-	7, vs. LSU, 1/2/23
Hershey McLaurin	1, vs. Oklahoma, 11/12/22*	5, vs. Oklahoma, 11/12/22*	-	5, vs. Oklahoma, 11/12/22*
Jaheim Merriweather	4, vs. Indiana State, 8/31/24	35, at Wisconsin, 10/5/24	1, vs. Indiana State, 8/31/24	35, at Wisconsin, 10/5/24
Devin Mockobee	32, vs. Southern Ill., 9/6/25	178, vs. Nebraska, 10/15/22	2, vs. Southern Ill., 9/6/25	68, at Minnesota, 10/1/22
Bennett Meredith	4, at Northwestern, 11/18/23	7, at Northwestern, 11/18/23	-	11, at Northwestern, 11/18/23
Christian Moore	1, 2x last vs. Southern Ill., 9/6/25	3, at Houston, 8/31/24*	-	3, at Houston, 8/31/24*
De'Nylon Morrisette	1, 2x last vs. Oregon, 10/18/24	11, vs. Oregon, 10/18/24	-	11, vs. Oregon, 10/18/24
Malachi Singleton	10, at Northwestern, 10/18/25	73, at Minnesota, 10/11/25	1, 4x last at Minnesota, 10/11/25	42, vs. Ole Miss, 11/2/24*
Corey Smith	1, vs. Oklahoma State, 9/14/24*	2, vs. Oklahoma State, 9/14/24*	-	2, vs. Oklahoma State, 9/14/24*
Malachi Thomas	25, at Georgia Tech, 10/30/21*	151, vs. Syracuse, 10/23/21*	3, vs. Syracuse 10/23/21*	57, vs. Rutgers, 10/25/25
Hayden Timosciek	4, at Michigan, 9/16/23*	2, at Michigan, 9/16/23*	-	2, at Michigan, 9/16/23*

• **RECEIVING CAREER HIGHS** *AT PREVIOUS SCHOOL

PLAYER	RECEPTIONS	YARDS	TOUCHDOWNS	LONG
Arhmad Branch	3, vs. Ball State, 8/30/25	101, vs. Ball State, 8/30/25	1, 2x last vs. Southern Ill., 9/6/25	49, vs. Ball State, 8/30/25
George Burhenn	5, vs. Indiana, 11/25/23	74, vs. Indiana, 11/25/23	1, vs. Indiana, 11/25/23	33, vs. Indiana, 11/25/23
Christian Earls	1, 2x last at Michigan, 9/9/23*	14, vs. Bryant, 9/2/23*	-	14, vs. Bryant, 9/2/23*
Antonio Harris	2, at Notre Dame, 9/20/25	22, vs. Ball State, 8/30/25	-	22, vs. Ball State, 8/30/25
EJ Horton Jr.	7, vs. USC, 9/13/25	79, vs. Oklahoma St., 10/21/23*	1, 3x last vs. Oklahoma St., 10/21/23*	65, at Georgia Southern, 11/19/22*
Michael Jackson III	14, vs. Illinois, 10/4/25	115, vs. Cal, 11/05/22*	2, vs. Cal, 11/05/22*	59, vs. Cal, 11/05/22*
Chauncey Magwood	3, 2x last vs. BYU, 10/26/24*	57, vs. BYU, 10/26/24*	1, vs. Miami (Ohio), 9/3/22*	34, vs. Cincinnati, 10/12/24*
Jaheim Merriweather	1, vs. Penn State 11/16/24	12, vs. Penn State 11/16/24	-	12, vs. Penn State 11/16/24
Devin Mockobee	7, at Notre Dame, 9/20/25	59, vs. Florida Atlantic, 09/24/22	1, 3x last vs. Rutgers, 10/25/25	38, vs. Indiana 11/25/23
Christian Moore	1, 5x last vs. Southern Ill., 9/6/25	27, at Hawaii, 11/9/24*	1, vs. Baylor, 11/11/23*	27, at Hawaii, 11/9/24*
De'Nylon Morrisette	2, 5x last vs. Oregon, 10/18/24	27, vs. Indiana State, 8/31/24	1, 2x last vs. Notre Dame, 9/14/24	19, vs. Indiana State, 8/31/24
Corey Smith	6, at Minnesota, 10/11/25	83, vs. Illinois, 10/4/25	1, 3x last vs. Illinois, 10/4/25	60, vs. Illinois, 10/4/25
Malachi Thomas	6, vs. Miami, 10/15/22*	50, vs. Rutgers, 10/25/25	1, 2x last vs. Rutgers, 10/25/25	44, vs. Rutgers, 10/25/25
Jesse Watson	2, 2x last at Northwestern, 10/18/25	28, at Notre Dame, 9/20/25	1, at Notre Dame, 9/20/25	24, at Notre Dame, 9/20/25
Nitro Tuggle	4, vs. USC, 9/13/25	69, vs. USC, 9/13/25	1, 4x last vs. Rutgers, 10/25/25	33, vs. USC, 9/13/25
Rico Walker	3, at Minnesota, 10/11/25	16, 2x last at Minnesota, 10/11/25	-	16, vs. Charlotte, 9/9/23*

• **KICKING CAREER HIGHS** *AT PREVIOUS SCHOOL

PLAYER	PUNTS	LONG	INSIDE 20	FG MADE	LONG
Jack McCallister	6, 2x last vs. Louisville, 12/31/24*	68, vs. USC, 9/13/25	4, vs. Rutgers, 10/25/25	-	-
Spencer Porath	-	-	-	3, at Notre Dame, 9/20/25	48, at Notre Dame, 9/20/25

• **RETURN CAREER HIGHS** *AT PREVIOUS SCHOOL

PLAYER	KICK RETURN LONG	KICK RETURN TOUCHDOWN	PUNT RETURN LONG	PUNT RETURN TOUCHDOWN
An'Darius Coffey	16, 2x last vs. SFA, 11/21/20*	-	-	-
Antonio Harris	20, vs. Ball State, 8/30/25	-	-	-
Breon Ishmail	6, at Washington, 10/5/24*	-	-	-
Michael Jackson III	56, vs. Rutgers, 10/25/25	-	17, 2x last vs. Southern Ill., 9/6/25	-
Chauncey Magwood	11, vs. Chattanooga, 9/18/21*	-	-	-
Hershey McLaurin	-	-	14, at Pitt, 9/1/22*	-
Devin Mockobee	19, vs. Ohio State, 10/14/23	-	-	-
Malachi Thomas	24, vs. Syracuse, 10/23/21*	-	-	-
TD Williams	19, vs. Abilene Christian, 9/23/23*	-	-	-





DEFENSIVE CAREER HIGHS *AT PREVIOUS SCHOOL

PLAYER	TACKLES	SACKS	TACKLES-FOR-LOSS	INTERCEPTIONS
Winston Berglund	5, vs. Nebraska, 9/28/24	1.0, vs. Nebraska, 9/28/24	1.0, 2x last at Wisconsin, 10/5/24	-
Smiley Bradford	7, vs. Rutgers, 10/25/25	-	2.0, vs. USC, 9/13/25	1, at Northwestern, 10/18/25
Josh Burney	4, 4x last vs. Central St., 10/9/21*	2.5, at Savannah St., 9/29/24*	2.5, at Savannah St., 9/29/24*	-
Drake Carlson	2, 2x last vs. Penn State, 11/16/24	-	0.5, vs. Penn State 11/16/24	-
Breyton Charles	6, vs. Texas State, 1/3/25*	1.0, 5x last vs. Ball State, 8/30/25	2.0, vs. East Carolina, 11/23/24*	-
An'Darius Coffey	6, at UTSA, 11/2/24*	1.0, vs. Bethune-Cookman, 9/2/23*	1.0, 3x last at Florida State, 9/14/24*	-
Charles Correa	15, vs. Illinois, 10/4/25	1.0, 2x last vs. USC, 9/13/25	2.0, vs. Southern Ill., 9/6/25	-
Jordan Cree	7, 2x last at Wis.-Platteville, 9/21/24*	2.5, vs. Kenyon, 10/26/24*	3.5, vs. Kenyon, 10/26/24*	-
Carson Dean	1, vs. Ark.-Pine Bluff, 8/29/24*	-	-	-
Jamarius Dinkins	3, 4x last at Illinois, 10/12/24	1.0, vs. Louisville, 11/26/22*	1.0, 3x last vs. USC, 9/13/25	-
Sanders Ellis	11, vs. Charleston Southern, 9/28/24*	1.5, vs. Ark.-Pine Bluff, 9/14/24*	3.0, at Montana, 11/30/24*	-
Tony Grimes	8, at Northwestern, 10/18/25	1.0, vs. Texas A&M, 1/2/21*	1.0, 3x last at Notre Dame 10/30/21*	1, at Miami, 12/12/20*
Jamarrion Harkless	3, vs. Ball State, 8/30/25	1.5, vs. Ball State, 8/30/25	1.5, vs. Ball State, 8/30/25	-
Hudauri Hines	5, 2x last vs. Rutgers, 10/25/25	-	1.0, 2x last vs. Southern Ill., 9/6/25	-
Breon Ishmail	5, 2x last vs. Rutgers, 10/25/25	-	-	-
Ian Jeffries	6, at Northwestern, 10/18/25	1.0, 4x last at Minnesota, 10/11/25	1.5, at Northwestern, 10/18/25	-
Demeco Kennedy	6, at Northwestern, 10/18/25	1.0, vs. USC, 9/13/25	1.5, vs. Illinois, 10/4/25	-
TJ Lindsey	3, vs. Ball State, 8/30/25	-	0.5, vs. Ball State, 8/30/25	-
CJ Madden	4, vs. Illinois, 10/4/25	0.5, vs. Ball State, 8/30/25	1.0, vs. Illinois, 10/4/25	-
BJ Mayes	3, vs. UAlbany, 10/28/23*	-	-	-
Hershey McLaurin	12, vs. Rutgers, 10/25/25	1.0, vs. Rutgers, 10/25/25	2.0, 3x last vs. Kansas State, 11/2/24*	1, at Arizona, 11/15/24*
Miles Mitchell	6, 3x last at Eastern Wash., 8/29/24*	1.0, 4x last at New Hampshire, 11/9/24*	3.0, at Maine, 10/15/22*	-
Marcus Moore Jr.	5, vs. Eastern Michigan, 10/26/24*	-	1.0, vs. Bowling Green, 10/5/24*	-
Isaiah Needam	3, at Northwestern, 10/18/25	-	-	-
CJ Nunnally IV	11, vs. Eastern Michigan, 10/26/24*	2.0, 3x last vs. Southern Ill., 9/6/25	3.0, 2x last vs. Buffalo, 9/20/23*	-
Mani Powell	20, at Northwestern, 10/18/25	1.0, 3x last vs. Nevada, 11/30/24*	2.5, vs. Fresno State, 9/28/24*	-
Tahj Ra-El	15, vs. Rutgers, 10/25/25	-	1.0, 6x last vs. Ball State, 8/30/25	1, 2x last at Florida State, 9/14/24*
Alex Sanford Jr.	10, at Northwestern, 10/18/25	-	1.0, 2x last at Minnesota, 10/11/25	-
Myles Slusher	12, vs. USC, 9/13/25	1.0, 4x last at Notre Dame, 9/20/25	1.0, 12x last at Notre Dame, 9/20/25	1, 3x last at Minnesota, 10/11/25
Sterling Smith	7, vs. Merrimack, 9/2/23*	-	1.0, at Boston College, 9/9/23*	-
Trey Smith	3, 3x last vs. Rutgers, 10/25/25	1.0, vs. Rutgers, 10/25/25	1.0, 2x last vs. Rutgers, 10/25/25	-
Elijah St. John	10, vs. Rhode Island, 9/21/24*	1.0, vs. Rhode Island, 9/21/24*	1.0, 2x last vs. Stonehill, 10/12/24*	-
Joey Sumlin	1, vs. Indiana State, 8/31/24	-	-	-
Richard Toney Jr.	12, at Utah State, 11/11/23*	1.0, vs. UNLV, 10/14/23*	1.0, 3x last vs. Wyoming, 11/25/23*	1, 2x last at Colorado State, 11/18/23*
Ryan Turner	5, vs. Pitt, 11/30/24*	1.0, 2x last vs. North Carolina, 11/23/24*	1.0, 3x last vs. Pitt, 11/30/24*	1, vs. North Carolina, 11/23/24*
TD Williams	6, 2x last at Arkansas St., 8/31/24*	1.0, 2x last at Oklahoma St., 9/2/23*	-	2, vs. North Alabama, 10/26/24*
Zeke Williams	1, at Indiana, 11/30/24	-	-	-
Traveon Wright	4, at Notre Dame, 9/20/25	-	-	-

THE LAST TIME A PLAYER

Rushed for 100 yards or more	Devin Mockobee vs. Southern Ill., Sept. 6, 2025 (126)	Had 400 or more yards total offense	Ryan Browne at Illinois, Oct. 12, 2024 (415)
Rushed for 150 yards or more	Devin Mockobee at Oregon State, Sept. 21, 2024 (168)	Had 500 or more yards total offense	Aidan O'Connell vs. Tennessee, Dec. 30, 2021 (525)
Rushed for 200 yards or more	Markell Jones vs. Indiana, Nov. 25, 2017 (217)	Had 100 yards passing and rushing	Ryan Browne at Illinois, Oct. 12, 2024 (297 p, 118 r)
Rushed for 250 yards or more	Mike Alstott at Indiana, Nov. 24, 1995 (265)		
QB rushed for 100 or more yards	Ryan Browne at Illinois, Oct. 12, 2024 (118)	Had 150 or more all-purpose yards	Devin Mockobee at Oregon State, Sept. 21, 2024 (168)
Rushed 20 or more times	Devin Mockobee at Minnesota, Oct. 11, 2025 (21)	Had 200 or more all-purpose yards	Tyrone Tracy Jr. at Northwestern, Nov. 18, 2023 (266)
Rushed 30 or more times	Devin Mockobee vs. Southern Ill., Sept. 6, 2025 (32)	Had 250 or more all-purpose yards	Tyrone Tracy Jr. at Northwestern, Nov. 18, 2023 (266)
Rushed for three touchdowns	D.J. Knox vs. Ohio State, Oct. 20, 2018 (3)		
Rushed for four or more touchdowns	Kory Sheets vs. Miami (Ohio), Sept. 9, 2006 (4)	Accounted for five touchdowns	Aidan O'Connell vs. Tennessee, Dec. 30, 2021 (5 pass)
Had a run of 50 yards or more	Malachi Thomas vs. Rutgers, Oct. 25, 2025 (57)		
		Intercepted two or more passes	Kyndrich Breedlove at Wisconsin, Oct. 5, 2024 (2)
Passed for 300 or more yards	Ryan Browne vs. Illinois, Oct. 4, 2025 (302)	Intercepted three or more passes	Anthony Brown vs. Nebraska, Oct. 31, 2015 (3)
Passed for 400 or more yards	Aidan O'Connell at Syracuse, Sept. 17, 2022 (424)	Intercepted four or more passes	Paul Beery at Wisconsin, Oct. 9, 1976 (4)
Passed for 500 or more yards	Aidan O'Connell vs. Tennessee, Dec. 30, 2021 (534)	Forced two or more fumbles	Dillon Thieneman at Nebraska, Oct. 28, 2023 (2)
Attempted 40 or more passes	Ryan Browne at Minnesota, Oct. 11, 2025 (40)	Recovered two or more fumbles	Cole Brevard at Nebraska, Oct. 28, 2023 (2)
Completed 30 or more passes	Ryan Browne vs. Illinois, Oct. 4, 2025 (30)	Recorded 10 or more tackles	Ra-El (15), Correa (13), McLaurin (12), Powell (11) vs. Rutgers, 10/25/25
Threw five or more touchdowns	Aidan O'Connell vs. Tennessee, Dec. 30, 2021 (5)	Recorded 15 or more tackles	Tahj Ra-El vs. Rutgers, Oct. 25, 2025 (15)
Completed a pass of 50 yards or more	Ryan Browne vs. Illinois, Oct. 4, 2025 (60)	Recorded 20 or more tackles	Mani Powell at Northwestern, Oct. 18, 2025 (20)
Completed a pass of 75 yards or more	Hudson Card vs. Fresno State, Sept. 2, 2023 (84)	Had two or more sacks	CJ Nunnally IV vs. Southern Ill., Sept. 6, 2025 (2.0)
Non-quarterback threw a TD pass	Devin Mockobee at Notre Dame, Sept. 20, 2025		
		Scored 10 or more points kicking	Spencer Porath at Notre Dame, Sept. 20, 2025 (12)
Caught 10 or more passes	Michael Jackson III vs. Illinois, Oct. 4, 2025 (14)	Made four field goals	Mitchell Fineran vs. Michigan, Dec. 3 2022 (5)
Caught 15 or more passes	Rondale Moore at Minnesota, Nov. 20, 2020 (15)	Made five or more field goals	Mitchell Fineran vs. Michigan, Dec. 3 2022 (5)
Had 100 or more yards receiving	Arhmad Branch vs. Ball State, Aug. 30, 2025 (101)	Made a field goal of 50 or more yards	J.D. Dellinger vs. TCU, Sept. 14, 2019 (53)
Had 150 or more yards receiving	Deion Burks vs. Fresno State, Sept. 2, 2023 (152)	Had a punt 60 or more yards	Jack McCallister vs. USC, Sept. 13, 2025 (68)
Had 200 or more yards receiving	Broc Thompson vs. Tennessee, Dec. 30, 2021 (217)	Had a punt 70 or more yards	Joe Schopper at Michigan State, Oct. 27, 2018 (74)
Caught three or more touchdowns	Charlie Jones vs. Indiana State, Sept. 10, 2022 (3)	Punted 10 or more times	Keelan Crimmins vs. Notre Dame, Sept. 14, 2024 (10)
Caught a pass of 50 yards or more	Corey Smith vs. Illinois, Oct. 4, 2025 (60)	Totaled 100 or more punt return yards	Anthony Chambers vs. Penn State, Oct. 11, 2003 (149)
Caught a pass of 75 yards or more	Deion Burks vs. Fresno State, Sept. 2, 2023 (84)	Totaled 100+ kickoff return yards	Tyrone Tracy Jr. vs. Fresno State, Sept. 2, 2023 (144)
Quarterback caught a TD pass	Ryan Browne at Notre Dame, Sept. 20, 2025		





THE LAST TIME THE BOILERMAKERS

	Purdue	Opponent
Had 300 or more yards rushing	at Northwestern, Nov. 18, 2023 (303)	at Oregon State, Sept. 21, 2024 (341)
Had 400 or more yards rushing	at Northwestern, Oct. 26, 2002 (407)	Wisconsin, Nov. 23, 2019 (403)
Had 50 or more rushing attempts	Southern Ill., Sept. 6, 2025 (53)	at Northwestern, Oct. 18, 2025 (50)
Had two players with 100 yards rushing	at Illinois, Oct. 12, 2024 Ryan Browne (118) and Devin Mockobee (102)	Notre Dame, Sept. 15, 2024 Jeremiah Love (109), Riley Leonard (100)
Had a player with three straight 100-yard rushing games	Zander Horvath (2019 - Indiana, 2020 - Iowa, at Illinois)	
Had 400 or more passing yards	at Syracuse, Sept. 17, 2022 (424)	Vanderbilt, Sept. 7, 2019 (420)
Had 500 or more passing yards	vs. Tennessee, Dec. 30, 2021 (534)	Never
Had 45 or more passing attempts	Illinois, Oct. 4, 2025 (50)	at Minnesota, Oct. 11, 2025 (45)
Had 30 or more passing completions	Illinois, Oct. 4, 2025 (30)	Fresno State, Sept. 2, 2023 (32)
Threw four or more passing touchdowns	Indiana State, Aug. 31, 2024 (4)	at Indiana, Nov. 30, 2024 (6)
Threw three or more passing interceptions	at Minnesota, Oct. 11, 2025 (3)	at Nebraska, Oct. 30, 2021 (4)
Had two players with 100 yards receiving	at Northwestern, Nov. 20, 2021 (Wright - 213, Bell - 101)	Ohio State, Nov. 13, 2021 (Smith-Njigba - 139, Garrett Wilson - 126)
Had three players with 100 yards receiving	Missouri, Sept. 15, 2018 (Rondale Moore 137, Brycen Hopkins 136 and Isaac Zico 100)	
Had a 200-yard passer and a 100-yard rusher	at Illinois, Oct. 12, 2024 (Browne 297 passing, Browne 118 rushing, Mockobee 102 rushing)	vs. Rutgers, Oct. 25, 2025 (Kaliakmanis 359 passing, Raymond 116 rushing)
Had a 100-yard rusher and a 100-yard receiver	at Illinois, Oct. 12, 2024 (Browne 118 rushing; Mockobee 102 rushing, Klare 133 receiving)	vs. Rutgers, Oct. 25, 2025 (Raymond 116 rushing, Duff 241 receiving)
Had 600 or more yards of total offense	Minnesota, Nov. 11, 2023 (604)	vs. Tennessee, Dec. 30, 2021 (666)
Ran 80 or more total plays of offense	at Minnesota, Oct. 11, 2025 (82)	Fresno State, Sept. 2, 2023 (82)
Scored 40 or more points	at Illinois, Oct. 12, 2024 (49)	Illinois, Oct. 4, 2025 (43)
Scored 50 or more points	Indiana State, Sept. 10, 2022 (56)	at Notre Dame, Sept. 20, 2025 (56)
Scored 60 or more points	at Indiana, Nov. 22, 2008 (62)	at Indiana, Nov. 30, 2024 (66)
Was held scoreless	at Northwestern, Oct. 18, 2025 (19-0) Held opponents scoreless 181 times (173 wins)	Ball State, Aug. 30, 2025 (31-0) Held scoreless by opponents 125 times (117 losses)
Did not allow a touchdown	Ball State, Aug. 30, 2025	at Northwestern, Oct. 18, 2025
Did not commit a turnover	Ball State, Aug. 30, 2025	Illinois, Oct. 4, 2025
Committed five or more turnovers	at Indiana, Nov. 30, 2024 (5)	Nebraska, Oct. 31, 2015 (5)
Intercepted four or more passes	Nebraska, Oct. 30, 2021 (4)	Northwestern, Nov. 12, 2016 (4)
Returned an interception for a touchdown	at Indiana, Nov. 26, 2022 (Cory Trice, 8 yards)	at Minnesota, Oct. 11, 2025 (Koi Perich, 27 yards)
Returned a fumble for a touchdown	at Illinois, Oct. 12, 2024 (Will Heldt, 16 yards)	at Ohio State, Nov. 9, 2024
Recovered a fumble on a kickoff	at Nebraska, Oct. 28, 2023 (Antonio Stevens)	
Forced a fumble on the opening kickoff	at Nebraska, Oct. 28, 2023 (Anthony Brown)	
Held opponent to 50 or fewer rushing yards	at Minnesota, Oct. 11, 2025 (30)	at Indiana, Nov. 30, 2024 (13)
Held opponent to 100 or fewer passing yards	Ball State, Aug. 30, 2025 (87)	at Indiana, Nov. 30, 2024 (54)
Held opponent to 200 or fewer yards of total offense	Indiana State, Aug. 31, 2024 (154)	at Indiana, Nov. 30, 2024 (67)
Scored a safety	Rutgers, Nov. 28, 2020 (Branson Deen)	Northwestern, Nov. 9, 2019
Recorded five or more sacks	vs. Rutgers, Oct. 25, 2025 (5)	USC, Sept. 13, 2025 (5)
Stopped a two-point conversion	at Maryland, Oct. 8, 2022	at Illinois, Oct. 12, 2024
Returned a kickoff for a touchdown	Fresno State, Sept. 2, 2023 (Tyrone Tracy Jr., 98 yards)	at Notre Dame, Sept. 20, 2025 (Jadarian Price, 100 yards)
Returned a punt for a touchdown	Northern Illinois, Sept. 19, 2009 (Aaron Valentin, 62 yards)	Michigan, Nov. 1, 2008 (Martavious Odoms, 73 yards)
Returned a blocked punt for a touchdown	Northern Colorado, Sept. 6, 2008 (Mike Conway, 11 yards)	Virginia Tech, Sept. 19, 2015 (Anthony Shegog, 15 yards)
Blocked a punt	Indiana State, Aug. 31, 2024 (Leland Smith)	at Ohio State, Nov. 9, 2024 (Caden Curry)
Blocked a field goal	Nebraska, Sept. 28, 2024 (2x, Damarjhe Lewis, Joe Anderson)	Michigan State, Nov. 22, 2024 (Ru'quan Buckley)
Blocked a PAT kick	at Maryland, Oct. 8, 2022 (Cam Allen)	Illinois, Sept. 30, 2023 (Jer'Zhan Newton)
Missed a PAT kick	Syracuse, Sept. 16, 2023 (Ben Freehill)	Ohio State, Oct. 14, 2023 (Jayden Fielding)
Scored a 2-point conversion	at Illinois, Oct. 12, 2024 (Jahmal Edrine pass from Ryan Browne)	Wisconsin, Sept. 22, 2023 (W. Pauling pass to T. Mordecai)
Did not punt	Southern Ill., Sept. 6, 2025	at Notre Dame, Sept. 20, 2025
Recovered an onside kick (as kicking team)	at Illinois, Oct. 12, 2024	
Had 30 or more first downs	Nebraska, Oct. 15, 2022 (38)	at Indiana, Nov. 30, 2024 (30)
Had 35 or more minutes of possession time	Southern Ill., Sept. 6, 2025 (36:46)	vs. Rutgers, Oct. 25, 2025 (36:58)
Was involved in an overtime game	Northwestern, Nov. 2, 2024 (20-26)	





SEASON HIGHS BY PURDUE & OPPONENTS

PURDUE INDIVIDUAL SEASON HIGHS

RUSHES	32 Devin Mockabee vs. Southern Ill. (9/6/25)
YARDS RUSHING	126 Devin Mockabee vs. Southern Ill. (9/6/25)
TD RUSHES	2 Devin Mockabee vs. Southern Ill. (9/6/25)
LONG RUSH	57 Malachi Thomas vs. Rutgers (10/25/25)
PASS ATTEMPTS	50 Ryan Browne vs. Illinois (10/4/25)
PASS COMPLETIONS	30 Ryan Browne vs. Illinois (10/4/25)
YARDS PASSING	311 Ryan Browne vs. Ball St. (8/30/25)
TD PASSES	2, 3x last Malachi Singleton vs. Rutgers (10/25/25)
LONG PASS	60 Ryan Browne vs. Illinois (10/4/25)
RECEPTIONS	14 Michael Jackson III vs. Illinois (10/4/25)
YARDS RECEIVING	101 Arhmad Branch vs. Ball St. (8/30/25)
TD RECEPTIONS	1, 11x last Nitro Tuggle vs. Rutgers (10/25/25)
LONG RECEPTION	60 Corey Smith vs. Illinois (10/4/25)
FIELD GOALS	3 Spencer Porath at Notre Dame (9/20/25)
LONG FIELD GOAL	48 Spencer Porath at Notre Dame (9/20/25)
PUNTS	5, 4x last Jack McCallister vs. Rutgers (10/25/25)
PUNTING AVG	54.3 Jack McCallister vs. USC (9/13/25)
LONG PUNT	68 Jack McCallister vs. USC (9/13/25)
PUNTS INSIDE 20	4 Jack McCallister vs. Rutgers (10/25/25)
LONG PUNT RETURN	17 Michael Jackson III vs. Southern Ill. (9/6/25)
LONG KICKOFF RETURN	56 Michael Jackson III vs. Rutgers (10/25/25)
TACKLES	20 Mani Powell at Northwestern (10/18/25)
SACKS	2.0 CJ Nunnally IV vs. Southern Ill. (9/6/25)
TACKLES FOR LOSS	2.0, 4x last CJ Nunnally IV at Minnesota (10/11/25)

PURDUE TEAM SEASON HIGHS

RUSHES	53 Southern Ill. (9/6/25)
YARDS RUSHING	253 at Minnesota (10/11/25)
YARDS PER RUSH	7.8 Rutgers (10/25/25)
TD RUSHES	3 Illinois (10/4/25)
PASS ATTEMPTS	50 Illinois (10/4/25)
PASS COMPLETIONS	30 Illinois (10/4/25)
YARDS PASSING	340 Ball St. (8/30/25)
YARDS PER PASS	11.7 Ball St. (8/30/25)
TD PASSES	3, 2x last vs. Rutgers (10/25/25)
TOTAL PLAYS	76 Southern Ill. (9/6/25)
TOTAL OFFENSE	456 at Minnesota (10/11/25)
YARDS PER PLAY	7.3 Ball St. (8/30/25)
POINTS	34 Southern Ill. (9/6/25)
SACKS BY	5 Rutgers (10/25/25)
FIRST DOWNS	29 Southern Ill. (9/6/25)
PENALTIES	9 at Minnesota (10/11/25)
PENALTY YARDS	98 at Northwestern (10/18/25)
TURNOVERS	4 at Minnesota (10/11/25)
PUNTS	5, 4x last vs. Rutgers (10/25/25)
PUNTING AVG	54.3 USC (9/13/25)
LONG PUNT	68 USC (9/13/25)
PUNTS INSIDE 20	4 Rutgers (10/25/25)
LONG PUNT RETURN	17 Southern Ill. (9/6/25)

OPPONENT INDIVIDUAL SEASON HIGHS

RUSHES	29 Antwan Raymond vs. Rutgers (10/25/25)
YARDS RUSHING	157 Jeremiah Love at Notre Dame (9/20/25)
TD RUSHES	3 Jadarian Price at Notre Dame (9/20/25)
LONG RUSH	46 Jeremiah Love at Notre Dame (9/20/25)
PASS ATTEMPTS	45 Drake Lindsey at Minnesota (10/11/25)
PASS COMPLETIONS	21 Drake Lindsey at Minnesota (10/11/25)
YARDS PASSING	390 Luke Altmyer vs. Illinois (10/4/25)
TD PASSES	2, 3x last Preston Stone at Northwestern (10/18/25)
LONG PASS	72 Athan Kaliakmanis vs. Rutgers (10/25/25)
RECEPTIONS	6, 2x last KJ Duff vs. Rutgers (10/25/25)
YARDS RECEIVING	241 KJ Duff vs. Rutgers (10/25/25)
TD RECEPTIONS	1, 9x last KJ Duff vs. Rutgers (10/25/25)
LONG RECEPTION	72 KJ Duff vs. Rutgers (10/25/25)
FIELD GOALS	5 David Olano vs. Illinois (10/4/25)
LONG FIELD GOAL	53 Paul Geelen vs. Southern Ill. (9/6/25)
PUNTS	7 Tom Weston at Minnesota (10/11/25)
PUNTING AVG	48.0 Luke Akers at Northwestern (10/18/25)
LONG PUNT	52, 2x last Luke Akers at Northwestern (10/18/25)
PUNTS INSIDE 20	2 Keelan Crimmins vs. Illinois (10/4/25)
LONG PUNT RETURN	14 Koi Perich at Minnesota (10/11/25)
LONG KICKOFF RETURN	100 Jadarian Price at Notre Dame (9/20/25)
TACKLES	16 Andrew Behm vs. Southern Ill. (9/6/25)
SACKS	2.0 Eric Gentry vs. USC (9/13/25)
TACKLES FOR LOSS	3.0 Eric Gentry vs. USC (9/13/25)

OPPONENT TEAM SEASON HIGHS

RUSHES	50 at Northwestern (10/18/25)
YARDS RUSHING	254 at Notre Dame (9/20/25)
YARDS PER RUSH	5.9 at Notre Dame (9/20/25)
TD RUSHES	5 at Notre Dame (9/20/25)
PASS ATTEMPTS	45 at Minnesota (10/11/25)
PASS COMPLETIONS	21 at Minnesota (10/11/25)
YARDS PASSING	390 Illinois (10/4/25)
YARDS PER PASS	17.7 Illinois (10/4/25)
TD PASSES	2, 3x last at Northwestern (10/18/25)
TOTAL PLAYS	76 at Northwestern (10/18/25)
TOTAL OFFENSE	543 Rutgers (10/25/25)
YARDS PER PLAY	8.5 at Notre Dame (9/20/25)
POINTS	56 at Notre Dame (9/20/25)
SACKS BY	5 USC (9/13/25)
FIRST DOWNS	27 at Notre Dame (9/20/25)
PENALTIES	9 USC (9/13/25)
PENALTY YARDS	104 USC (9/13/25)
TURNOVERS	2 at Northwestern (10/18/25)
PUNTS	7 at Minnesota (10/11/25)
PUNTING AVG	48.0 at Northwestern (10/18/25)
LONG PUNT	52, 2x last at Northwestern (10/18/25)
PUNTS INSIDE 20	2 Illinois (10/4/25)
LONG PUNT RETURN	14 at Minnesota (10/11/25)



GAME 9 NOTES • Purdue at Michigan



GAME 1 | AUG. 30, 2025

PURDUE	31
BALL STATE	0
ROSS-ADE STADIUM • WEST LAFAYETTE, IND.	

Purdue opened the season with a resounding 31-0 win over Ball State.

Ryan Browne completed 69.2% of his passes with no turnovers. He finished 18-of-26 passing for a career-high 311 yards and two touchdowns, connecting with seven receivers.

Devin Mockobee paced the offense with 104 all-purpose yards (59 rushing, 45 receiving) and a touchdown. He moved from ninth to seventh place on Purdue's all-time rushing list (2,521 career rushing yards) and is now 73 yards away from tying Markell Jones for the No. 6 spot.

Mockobee became the 10th Boilermaker to score 20 rushing touchdowns.

Arhmad Branch led the aerial attack with a touchdown and 101 receiving yards, the most by a Purdue wide receiver since Abdur-Rahmaan Yaseen had 114 against Syracuse on Sept. 16, 2023. He scored on just the second play from scrimmage on a 49-yard dime from Browne, setting the tone early.

Michael Jackson III had a game-high six catches, matching his career best in his Purdue debut. He caught a 14-yard pass from Browne to score his first touchdown as a Boiler in the third quarter.

The defense held the Cardinals to 203 total yards and just 87 yards through the air. BSU averaged just 3.9 yards per play.

Tahj Ra-El led the team with seven tackles (all solos), including one for a loss. The Boilers made life difficult for the Cardinals all day, stuffing them behind the line for seven tackles for loss, including four sacks.

Jack McCallister had three punts for 151 yards, an average of 50.3 per punt, all landing within the Ball State 20-yard line.

GAME 1 | BOX SCORE

Purdue	14	7	7	3	31
Ball State	0	0	0	0	0
Team Statistics	PUR		BSU		
FIRST DOWNS	23		13		
RUSHING YARDS	93		116		
PASSING YARDS	340		87		
TOTAL OFFENSE	433		203		

CAPTAINS: Devin Mockobee, Jalen St. John, Tony Grimes, Mani Powell

COIN TOSS: BSU won the toss, deferred to second half

RUSHING: Devin Mockobee - 14 att, 59 yds, 1 TD

PASSING: Ryan Browne - 18-of-26, 311 yds, 2 TD

RECEIVING: Arhmad Branch - 3 rec, 101 yds, 1 TD

TACKLES: Tahj Ra-El - 7 tkl (all solos), 1 TFL

TACKLES-for-LOSS: Charles, Correa, Ellis, Harkless, Ra-El - 1

SACKS: Charles, Ellis, Powell - 1

INTERCEPTIONS: N/A

SCORING SUMMARY

Qtr.	Play	Score
1	PUR - A.Branch 49 yd pass from R.Browne (kick)	PUR 7-0
1	PUR - R.Browne 5 yd rush (kick)	PUR 14-0
2	PUR - D.Mockobee 4 yd rush (kick)	PUR 21-0
3	PUR - M.Jackson III 14 yd pass from R.Browne (kick)	PUR 28-0
4	PUR - S.Porath 28 yd FG	PUR 31-0

GAME 2 | SEPT. 6, 2025

PURDUE	34
SOUTHERN ILLINOIS	17
ROSS-ADE STADIUM • WEST LAFAYETTE, IND.	

Purdue improved to 2-0 with a 34-17 victory over SIU, giving head coach Barry Odom the program's best start in a Purdue coach's first year since 1916.

Ryan Browne directed a balanced attack, completing 14-of-23 passes for 170 yards and two touchdowns. The sophomore also added 50 yards rushing, helping Purdue score on six of its eight drives without a punt.

Devin Mockobee carried the load on the ground with 32 attempts for 126 yards and two touchdowns, his first career game with multiple rushing scores. The senior climbed to fifth on Purdue's all-time rushing list (2,651 yards) while notching his ninth career 100-yard game.

Tight end George Burhenn paced the receiving corps with three catches for 48 yards. Arhmad Branch opened Purdue's scoring on a 13-yard touchdown grab, while Georgia transfer Nitro Tuggle hauled in his first career touchdown on a 29-yard strike from Browne late in the first quarter.

The Boilermaker defense rebounded after allowing two early touchdowns, limiting the Salukis to just three points over the final three quarters. Purdue held SIU to 81 rushing yards on 26 carries, an average of 3.1 yards per attempt.

CJ Nunnally IV made back-to-back sacks in the 4Q, his first multi-sack game in a Purdue uniform. Charles Correa made a big play in the first half, tallying his first career sack on third down to force the Salukis' initial punt.

Tahj Ra-El led the team again with seven solo tackles. The Boilers finished with three sacks and seven tackles for loss on the night.

Kicker Spencer Porath remained perfect on the season, drilling field goals from 28 and 43 yards. He's now 3-for-3.

GAME 2 | BOX SCORE

Purdue	14	10	3	7	34
Southern Illinois	14	0	0	3	17
Team Statistics	PUR		SIU		
FIRST DOWNS	29		20		
RUSHING YARDS	214		81		
PASSING YARDS	170		202		
TOTAL OFFENSE	384		283		

CAPTAINS: Browne, Madden, Jackson, Coffey

COIN TOSS: Purdue lost the toss, SIU elected to receive

RUSHING: Devin Mockobee - 32 att, 126 yds, 2 TD

PASSING: Ryan Browne - 14-of-23, 170 yds, 2 TD, 1 INT

RECEIVING: George Burhenn - 3 rec, 48 yds

TACKLES: Tahj Ra-El - 7 tkl (all solos)

TACKLES-for-LOSS: Correa, Nunnally - 2

SACKS: CJ Nunnally IV - 2

INTERCEPTIONS: N/A

SCORING SUMMARY

Qtr.	Play	Score
1	SIU - D.Williams 7 yd rush (kick)	SIU 7-0
1	PUR - A.Branch 13 yd pass from R.Browne (kick)	TIE 7-7
1	SIU - R.Schwendeman 4 yd pass from D.Williams (kick)	SIU 14-7
1	PUR - N.Tuggle 29 yd pass from R.Browne (kick)	TIE 14-14
2	PUR - S.Porath 25 yd FG	PUR 17-14
2	PUR - D.Mockobee 1 yd rush (kick)	PUR 24-14
3	PUR - S.Porath 43 yd FG	PUR 27-14
4	PUR - D.Mockobee 1 yd rush (kick)	PUR 34-14
4	SIU - P.Geelen 53 yd FG	PUR 34-17

GAME 3 | SEPT. 13, 2025

PURDUE	17
USC	33
ROSS-ADE STADIUM • WEST LAFAYETTE, IND.	

After a three-hour weather delay, Purdue dropped its Big Ten opener 33-17 to USC.

Ryan Browne continued to shine, throwing for 305 yards and two touchdowns. He opened the second half with a highlight-reel play, scooping up a tipped backward pass on a trick play and racing 26 yards for a score. Later in the third quarter, he found Nitro Tuggle for a nine-yard touchdown, marking the Georgia transfer's second consecutive game with a touchdown.

Tuggle and EJ Horton Jr. led Purdue receivers with 70 yards each, while senior running back Devin Mockobee added 45 yards on the ground.

Despite producing 365 yards of total offense, the Boilermakers were undone by three interceptions in USC territory. The Trojans countered with 460 yards, led by quarterback Jayden Maiava, who threw for 282 yards and added a rushing touchdown.

On defense, Myles Slusher posted a career-high 12 tackles, while Charles Correa set his own mark with 11. Demeco Kennedy chipped in his first career sack, bringing down Maiava for a nine-yard loss in the second quarter.

Special teams provided bright spots once again. Kicker Spencer Porath stayed perfect on the season, drilling a 39-yard field goal in the second quarter. Jack McCallister closed the night with a career-long 68-yard punt, averaging 54.3 yards on three attempts. He became the first Purdue punter since 2006 to average at least 50 yards per punt in multiple games during a season.

The Boilermakers fell to 2-1 overall and 0-1 in Big Ten play, while USC improved to 3-0 and 1-0 in the league.

GAME 3 | BOX SCORE

Purdue	0	3	7	7	17
USC	3	14	13	3	33
Team Statistics	PUR		USC		
FIRST DOWNS	23		23		
RUSHING YARDS	60		178		
PASSING YARDS	305		282		
TOTAL OFFENSE	365		460		

CAPTAINS: Grimes, Powell, Jackson, Browne

COIN TOSS: USC won the toss, deferred. Purdue elected to receive

RUSHING: Devin Mockobee - 12 att, 45 yds

PASSING: Ryan Browne - 24-of-39, 305 yds, 1 TD, 3 INT

RECEIVING: Michael Jackson III - 7 rec, 70 yds

TACKLES: Myles Slusher - 12 tkl (9 solos)

TACKLES-for-LOSS: Smiley Bradford - 2

SACKS: Demeco Kennedy - 1

INTERCEPTIONS: N/A

SCORING SUMMARY

Qtr.	Play	Score
1	USC - R.Sayeri 24 yd FG	USC 3-0
2	USC - J.Maiava 3 yd rush (kick)	USC 10-0
2	PUR - S.Porath 39 yd FG	USC 10-3
2	USC - W.Jordan 6 yd rush (kick)	USC 17-3
3	USC - R.Sayeri 37 yd FG	USC 20-3
3	PUR - R.Browne 26 yd rush (kick)	USC 20-10
3	USC - R.Sayeri 48 yd FG	USC 23-10
3	USC - J.Jarrett 70 yd INT return (kick)	USC 30-10
4	PUR - N.Tuggle 9 yd pass from R.Browne (kick)	USC 30-17
4	USC - R.Sayeri 19 yd FG	USC 33-17





GAME 9 NOTES • Purdue at Michigan



GAME 4 | SEPT. 20, 2025

PURDUE	30
#21 NOTRE DAME	56

NOTRE DAME STADIUM • SOUTH BEND, IND.

In a second straight game with a weather delay, the Boilers totaled 23 points in the first half, their most against an FBS opponent since 2023, but it was not enough to keep up with #21 Notre Dame. A Myles Slusher strip-sack set up a Spencer Porath field goal, and Nitro Tuggle capped the half with a 24-yard touchdown reception. A 1:54 lightning delay doubled as halftime, and the Fighting Irish clamped down after the break.

Quarterback Ryan Browne went 21-of-34 passing for 250 yards and a touchdown. He also caught his first career pass for a touchdown on a trick play from Devin Mockobee. Tuggle paced the receivers with 66 yards and scored for the third straight game, the first Purdue wideout to do so since Charlie Jones in 2022.

Devin Mockobee added a career-high seven catches for 56 yards and threw his first career pass to Browne for a TD, becoming the first Boilermaker running back to throw for a TD since 2001. Malachi Singleton earned his first extended action in the fourth quarter, throwing his first career touchdown to Jesse Watson. It also marked Watson's first career score.

Slusher led the defense with 10 tackles, including eight solos, while forcing Purdue's first takeaway of the season. CJ Nunnally IV pounced on the fumble at the Notre Dame 19-yard line, setting up points before the half.

Porath remained perfect on the year by hitting all three field goals, highlighted by a career-long 48-yarder in the second quarter. He improved to 7-for-7 this season, the best start by a Purdue kicker since 2021.

Punter Jack McCallister averaged 45.2 yards on five punts, one of which landed inside the 20. He also converted a fake punt with a 10-yard run on 4th-and-5, the longest run by a Purdue punter since 2017 and the fourth-longest since 1995.

GAME 4 | BOX SCORE

Purdue	7	16	0	7	30
Notre Dame	14	21	21	0	56

Team Statistics	PUR	ND
FIRST DOWNS	20	27
RUSHING YARDS	66	254
PASSING YARDS	303	281
TOTAL OFFENSE	369	535

CAPTAINS: Ryan Browne, An'Darius Coffey, CJ Madden, Devin Mockobee

COIN TOSS: ND won the toss, deferred. Purdue elected to receive.

RUSHING: Malachi Singleton - 5 att, 26 yds

PASSING: Ryan Browne - 21-of-34, 250 yds, 1 TD, 1 INT

RECEIVING: Nitro Tuggle - 3 rec, 66 yds, 1 TD

TACKLES: Myles Slusher - 10 tkl's (8 solos), 1 sack, 1 FF

TACKLES-for-LOSS: Powell, Slusher - 1

SACKS: Slusher - 1

INTERCEPTIONS: N/A

SCORING SUMMARY

Qtr.	Play	Score
1	ND - M.Fields 66 yd pass from C.Carr (kick)	ND 7-0
1	PUR - R.Browne 14 yd pass from D.Mockobee (kick)	TIE 7-7
1	ND - J.Love 1 yd rush (kick)	ND 14-7
2	PUR - S.Porath 48 yd FG	ND 14-10
2	ND - J.Price 21 yd rush (kick)	ND 21-10
2	ND - J.Price 9 yd rush (kick)	ND 28-10
2	PUR - S.Porath 26 yd FG	ND 28-13
2	PUR - S.Porath 35 yd FG	ND 28-16
2	ND - J.Price 100 yd kick return (kick)	ND 35-16
2	PUR - N.Tuggle 24 yd pass from R.Browne (kick)	ND 35-23
3	ND - J.Love 46 yd rush (kick)	ND 42-23
3	ND - J.Faison 48 yd pass from C.Carr (kick)	ND 49-23
3	ND - J.Price 1 yd rush (kick)	ND 56-23
4	PUR - J.Watson 24 yd pass from M.Singleton (kick)	ND 56-30

GAME 5 | OCT. 4, 2025

PURDUE	27
#22 ILLINOIS	43

ROSS-ADE STADIUM • WEST LAFAYETTE, IND.

Purdue totaled 453 yards of offense but couldn't keep pace with No. 22 Illinois in a 43-27 loss Saturday afternoon at Ross-Ade Stadium. The Boilermakers (2-3, 0-2 BIG) struck first with a 10-play, 62-yard drive capped by a one-yard touchdown from quarterback Ryan Browne, but the Fighting Illini (5-1, 2-1) answered with 24 straight points to take control and retain the Cannon Trophy.

Browne led the way offensively with 302 yards through the air on 30-of-50 passing, adding a rushing touchdown on six carries. He connected with sophomore wideout Corey Smith for a 60-yard strike late in the first half, marking Smith's first touchdown as a Boilermaker. The offense also found success on the ground, rushing for 151 yards behind an explosive day from Antonio Harris, who recorded his first career touchdown on a 41-yard run and led the team with 69 yards on just four carries.

Devin Mockobee added a one-yard touchdown in the fourth quarter, his 23rd career score, while averaging 5.3 yards per carry. Michael Jackson III continued his breakout campaign, catching 14 passes for 94 yards to lead all receivers and surpass his most productive collegiate season just five games into his first year at Purdue. It was the most receptions by a Boilermaker since Rondale Moore had 15 at Minnesota on Nov. 20, 2020.

On defense, Charles Correa (15 tackles) and Mani Powell (14) anchored the effort with career days. Correa became the first Boilermaker since at least 1995 to record 10 or more tackles in four of the first five games, totaling 49 stops on the season to rank among the Big Ten's most productive defenders. Purdue registered two sacks, including one from CJ Nunnally IV and another shared between Demeco Kennedy and Ryan Turner.

GAME 5 | BOX SCORE

Purdue	7	7	7	6	27
Illinois	0	27	13	3	43

Team Statistics	PUR	ILL
FIRST DOWNS	25	22
RUSHING YARDS	151	117
PASSING YARDS	302	390
TOTAL OFFENSE	453	507

CAPTAINS: An'Darius Coffey, Jalen St. John, Mani Powell

COIN TOSS: ILL won the toss and deferred. Purdue elected to receive.

RUSHING: Antonio Harris - 4 att, 69 yds, 1 TD

PASSING: Ryan Browne - 30-of-50, 302 yds, 1 TD

RECEIVING: Michael Jackson III - 14 rec, 94 yds

TACKLES: Charles Correa - 15 tkl's (4 solos), 1 TFL

TACKLES-for-LOSS: CJ Nunnally IV, Demeco Kennedy - 1.5

SACKS: CJ Nunnally IV - 1

INTERCEPTIONS: N/A

SCORING SUMMARY

Qtr.	Play	Score
1	PUR - R.Browne 1 yd rush (kick)	PUR 7-0
2	ILL - D.Olano 35 yd FG	PUR 7-3
2	ILL - H.Beatty 62 yd pass from L.Altmyer (kick)	ILL 10-7
2	ILL - K.Feagin 6 yd rush (kick)	ILL 17-7
2	ILL - C.Valentine 25 yd rush (kick)	ILL 24-7
2	PUR - C.Smith 60 yd pass from R.Browne (kick)	ILL 24-14
2	ILL - D.Olano 42 yd FG	ILL 27-14
3	ILL - D.Olano 45 yd FG	ILL 30-14
3	PUR - A.Harris 41 yd rush (kick)	ILL 30-21
3	ILL - D.Olano 34 yd FG	ILL 33-21
3	ILL - K.Feagin 1 yd rush (kick)	ILL 40-21
4	PUR - D.Mockobee 1 yd rush (kick)	ILL 40-27
4	ILL - D.Olano 40 yd FG	ILL 43-27

GAME 6 | OCT. 11, 2025

PURDUE	20
MINNESOTA	27

HUNTINGTON BANK STADIUM • MINNEAPOLIS, MINN.

Purdue Football dropped a hard-fought 27-20 battle at Minnesota despite outgaining the Golden Gophers 456-262. Three interceptions ultimately proved costly for the Boilermakers, including one returned for a touchdown late in the fourth quarter.

Trailing by seven with 7:40 left, quarterback Ryan Browne led a 15-play, 68-yard drive that reached the Minnesota 7-yard line, but the Gophers stood tall on fourth-and-goal. After a defensive stop gave Purdue one last possession, a hook-and-lateral attempt came up short as time expired.

Devin Mockobee carried the load with 98 yards on 21 rushes, moving up to fourth on Purdue's all-time rushing list with 2,868 yards. Browne (61 yards, one TD) and Malachi Singleton (73 yards, one TD) added balance on the ground, combining for the most rushing yards by Purdue quarterbacks in a game since at least 1995. The trio became the first Boilermakers to each top 60 rushing yards in a contest since 2014. Singleton's 40-yard touchdown run on fourth-and-2 in the opening quarter was the longest by a Purdue quarterback since 2015.

Browne went 21-of-40 passing for 203 yards, spreading completions to nine different receivers. Corey Smith led the group with a career-high six catches for 57 yards.

The Purdue defense turned in one of its best efforts of the season, holding Minnesota to just 30 rushing yards on 18 carries (1.7 avg) and limiting quarterback Drake Lindsey to a career-low 47% passing. The Boilers' 12 pass breakups marked their most in more than 15 years. Alex Sanford Jr., Mani Powell and Tahj Ra-El shared the team lead with seven tackles apiece, while CJ Nunnally IV and Ian Jeffries each recorded sacks.

Myles Slusher recorded Purdue's first interception of the season.

GAME 6 | BOX SCORE

Purdue	7	10	3	0	20
Minnesota	0	13	0	14	27

Team Statistics	PUR	MIN
FIRST DOWNS	25	17
RUSHING YARDS	253	30
PASSING YARDS	203	232
TOTAL OFFENSE	456	262

CAPTAINS: Ryan Browne, Devin Mockobee, Mani Powell

COIN TOSS: MIN won the toss and deferred. Purdue elected to receive.

RUSHING: Devin Mockobee - 21 att, 98 yds

PASSING: Ryan Browne - 21-of-40, 203 yds, 2 INT

RECEIVING: Corey Smith - 6 rec, 57 yds

TACKLES: Sanford, Powell, Ra-El - 7 tkl's

TACKLES-for-LOSS: CJ Nunnally IV - 2.0

SACKS: Ian Jeffries, CJ Nunnally IV - 1.0

INTERCEPTIONS: Myles Slusher - 1

SCORING SUMMARY

Qtr.	Play	Score
1	PUR - M.Singleton 40 yd rush (kick)	PUR 7-0
2	PUR - S.Porath 33 yd FG	PUR 10-0
2	MIN - L.Brockington 24 yd pass from D.Lindsey (kick)	PUR 10-7
2	MIN - B.Denaburg 46 yd FG	TIE 10-10
2	PUR - R.Browne 12 yd rush (kick)	PUR 17-10
2	MIN - B.Denaburg 29 yd FG	PUR 17-13
3	PUR - S.Porath 20 yd FG	PUR 20-13
4	MIN - J.Geers 4 yd pass from D.Lindsey (kick)	TIE 20-20
4	MIN - K.Perich 27 yd INT return (kick)	MIN 27-20





GAME 9 NOTES • Purdue at Michigan



GAME 7 | OCT. 18, 2025

PURDUE	0
NORTHWESTERN	19
MARTIN STADIUM • EVANSTON, ILL.	

The Wildcats controlled the game thanks to their time of possession, holding the ball for nearly 38 minutes compared to 22 for the Boilermakers. While Northwestern held a 364-305 advantage in total offense, the home team ran 20 more plays than Purdue.

Mani Powell produced a career-high 20 tackles, the most by a Boilermaker in the last 20 years. His 20-tackle performance is the first by a Big Ten player since 2018 and is one of 13 by a Big Ten player since 2005.

Powell added a forced fumble, the first of his career, and 1.5 tackles-for-loss.

Tahj Ra-El (11) and Alex Sanford Jr. (10) both produced double-digit tackles. Sanford's total is a career high, and Ra-El tied his career high with three passes defended.

Malachi Singleton went 11-of-19 for 187 yards and added 20 rushing yards in relief of Ryan Browne, who was injured on the first play of the second half.

The Boilermakers forced their third turnover of the season during the fourth quarter when Hershey McLaurin knocked the ball out at the Purdue 18-yard line and Sanford Jr. recovered and returned the ball to the Purdue 28-yard line.

The forced fumble was McLaurin's second of his career and the recovery was Sanford's first.

Smiley Bradford followed later in the fourth quarter with Purdue's second interception of the season and the first of his career. He finished the game with three passes defended.

GAME 7 | BOX SCORE

Purdue	0	0	0	0	0
Northwestern	3	10	6	0	19
Team Statistics	PUR	NW			
FIRST DOWNS	11	24			
RUSHING YARDS	87	232			
PASSING YARDS	218	132			
TOTAL OFFENSE	305	364			

CAPTAINS: Devin Mockobee, CJ Madden, Tony Grimes, Ryan Browne
COIN TOSS: Purdue won the toss and deferred. Northwestern to receive.
RUSHING: Malachi Thomas - 7 att, 34 yds
PASSING: Malachi Singleton - 11-of-20, 187 yds, 1 INT
RECEIVING: Devin Mockobee - 2 rec, 52 yds
TACKLES: Mani Powell - 20 tkls
TACKLES-for-LOSS: Jeffries, Powell - 1.5
SACKS: N/A
INTERCEPTIONS: Smiley Bradford - 1

SCORING SUMMARY

Qtr.	Play	Score
1	NW - J.Olsen 27 FG	NU 3-0
2	NW - H.Welcing 3 yd pass from P.Stone (kick)	NU 10-0
2	NW - J.Olsen 38 yd FG	NU 13-0
3	NW - G.Wilde 12 yd pass from P.Stone (2 pt failed)	NU 19-0

GAME 8 | OCT. 25, 2025

PURDUE	24
RUTGERS	27
ROSS-ADE STADIUM • WEST LAFAYETTE, IND.	

Purdue Football dropped a 27-24 heartbreaker to Rutgers in Ross-Ade Stadium.

Purdue led 17-7 after Devin Mockobee recorded his first receiving touchdown of the season and third of his career. Malachi Singleton found him wide open for a three-yard score in the third quarter.

But the Scarlet Knights stormed back to score two unanswered touchdowns, taking a 21-17 lead with 7:45 left. Michael Jackson III then shifted the momentum back to Purdue's side with a 56-yard kick return.

Ryan Browne and the offense capitalized with a seven-play, 41-yard drive and a 14-yard TD pass to Nitro Tuggle, giving Purdue a 24-21 edge.

Rutgers took the ball back and went 73 yards to kick a game-tying field goal with just over a minute to go. The Boilers had a chance to go down and win the game, but a pass from Browne deflected off a defender and back into the his hands. He tried to make a move on the busted play, but the Knights forced and recovered a fumble in Purdue territory.

Rutgers' Jai Patel then kicked a walk-off 30-yard field goal to spoil Purdue's Homecoming game.

Tahj Ra-El paced the defense with a career-high 15 tackles, followed by Charles Correa (13), Hershey McLaurin (12) and Mani Powell (11). The defense totaled a season-high five sacks with one apiece for McLaurin, CJ Nunnally IV, Trey Smith and Jamarrion Harkless, as well as a shared sack by Correa and Powell. McLaurin and Nunnally also each forced a fumble.

Spencer Porath converted his only field goal attempt from 20 yards, improving to 10-of-11 (90.9%) this season.

GAME 8 | BOX SCORE

Purdue	10	0	7	7	24
Rutgers	0	7	7	13	27
Team Statistics	PUR	RUT			
FIRST DOWNS	14	22			
RUSHING YARDS	217	184			
PASSING YARDS	128	359			
TOTAL OFFENSE	345	543			

CAPTAINS: An'Darius Coffey, Jalen St. John, Mani Powell, Tony Grimes
COIN TOSS: Purdue won the toss, deferred. Rutgers elected to receive.
RUSHING: Devin Mockobee - 16 att, 91 yds
PASSING: Ryan Browne - 11-of-20, 117 yds, 1 TD
RECEIVING: Malachi Thomas - 3 rec, 50 yds, 1 TD
TACKLES: Tahj Ra-El - 15 tkls
TACKLES-for-LOSS: McLaurin, Powell, Nunnally, Bradford, T.Smith, Harkless - 1
SACKS: McLaurin, Nunnally, T.Smith, Harkless - 1
INTERCEPTIONS: N/A

SCORING SUMMARY

Qtr.	Play	Score
1	PUR - M.Thomas 8 yd pass from M.Singleton (kick)	PUR 7-0
1	PUR - S.Porath 20 yds FG	PUR 10-0
2	RUT - A.Raymond 1 yd rush (kick)	PUR 10-7
3	PUR - D.Mockobee 3 yd pass from M.Singleton (kick)	PUR 17-7
3	RUT - K.Duff 72 yd pass from A.Kaliakmanis (kick)	PUR 17-14
4	RUT - A.Kaliakmanis 1 yd rush (kick)	RUT 21-17
4	PUR - N.Tuggle 14 yd pass from R.Browne (kick)	PUR 24-21
4	RUT - J.Patel 20 yd FG	TIE 24-24
4	RUT - J.Patel 30 yd FG	RUT 27-24

GAME 9 | NOV. 1, 2025

PURDUE	-
MICHIGAN	-
MICHIGAN STADIUM • ANN ARBOR, MICH.	

INSIDE THE MATCHUP

Record:	14-47-0
In West Lafayette:	9-17-0
In Ann Arbor:	5-28-0
Neutral:	0-1-0
Streak:	Michigan - 6
Last Win:	Purdue 38, Michigan 36 - Away - 11/7/2009
Last Meeting:	Michigan 41, Purdue 13 - Away - 11/4/2023
First Meeting:	Michigan 34, Purdue 6 - Away - 11/1/1890

LAST 10 MEETINGS

Date	Pur/Opp Rank	Result	Purdue	Opp	Location
10/23/2004	12-13	L	14	16	H
10/13/2007		L	21	48	A
11/1/2008		W	48	42	H
11/7/2009		W	38	36	A
11/13/2010		L	16	27	H
10/29/2011	-17	L	14	36	A
10/6/2012		L	13	44	H
9/23/2017	-8	L	10	28	H
12/3/2022	-2(2)	L	22	43	Lucas Oil Stadium
11/4/2023	-2(3)	L	13	41	A

TOP 100-YARD RUSHING GAMES VS. MICHIGAN (5)

162 - Scott Dierking (38) vs. Michigan, 11/6/1976
126 - Montrell Lowe (22) vs. Michigan, 10/7/2000
118 - Kory Sheets (30) vs. Michigan, 11/1/2008

TOP 300-YARD PASSING GAMES VS. MICHIGAN (4)

367 - Joey Elliott (28-39) at Michigan, 11/7/2009
366 - Aidan O'Connell (32-47) vs. Michigan, 12/3/2022
344 - Eric Hunter (27-42) at Michigan, 11/4/1989

TOP 100-YARD RECEIVING GAMES VS. MICHIGAN (8)

162 - Charlie Jones vs. Michigan, 12/3/2022 (13)
156 - Calvin Williams at Michigan, 11/4/1989 (13)
140 - Darryl Stingley vs. Michigan, 11/13/1971 (5)

GAME 9 | BOX SCORE

Michigan	-	
Purdue	-	
Team Statistics	PUR	MICH
FIRST DOWNS	-	-
RUSHING YARDS	-	-
PASSING YARDS	-	-
TOTAL OFFENSE	-	-

CAPTAINS: -
COIN TOSS: -
RUSHING: -
PASSING: -
RECEIVING: -
TACKLES: -
TACKLES-for-LOSS: -
SACKS: -
INTERCEPTIONS: -

SCORING SUMMARY

Qtr.	Play	Score
------	------	-------





GAME 9 NOTES • Purdue at Michigan



GAME 10 | NOV. 8, 2025

PURDUE	-
OHIO STATE	-

ROSS-ADE STADIUM • WEST LAFAYETTE, IND.

INSIDE THE MATCHUP

Record:	15-43-2
In West Lafayette:	9-14-0
In Columbus:	5-29-2
Neutral:	1-0-0
Streak:	Ohio State - 3
Last Win:	Purdue 49, Ohio State 20 - Home - 10/20/2018
Last Meeting:	Ohio State 45, Purdue 0 - Away - 11/9/2024
First Meeting:	Ohio State 20, Purdue 0 - Away - 11/8/1919

LAST 10 MEETINGS

Date	Pur/Opp Rank	Result	Purdue	Opp	Location
10/11/2008	-12	L	3	16	A
10/17/2009	-7	W	26	18	H
10/23/2010	-11	L	0	49	A
11/12/2011		W-O	26	23	H
10/20/2012	-7	L-O	22	29	A
11/2/2013	-4	L	0	56	H
10/20/2018	-2	W	49	20	H
11/13/2021	(19)-6(4)	L	31	59	A
10/14/2023	-3	L	7	41	H
11/9/2024	-3(2)	L	0	45	A

TOP 100-YARD RUSHING GAMES VS. OHIO STATE (9)

172 - Harry Szulborski (23) vs. Ohio State, 10/4/1947
153 - Montrell Lowe (25) at Ohio State, 10/9/1999
139 - Max Schmaling (23) at Ohio State, 10/4/1952

TOP 300-YARD PASSING GAMES VS. OHIO STATE (8)

516 - Scott Campbell (31-52) vs. Ohio State, 10/31/1981
497 - Jim Everett (35-55) at Ohio State, 10/19/1985
455 - Drew Brees (39-65) vs. Ohio State, 10/28/2000

TOP 100-YARD RECEIVING GAMES VS. OHIO STATE (18)

195 - Steve Bryant vs. Ohio State, 10/31/1981 (10)
190 - Rodney Carter at Ohio State, 10/19/1985 (15)
170 - Rondale Moore vs. Ohio State, 10/20/2018 (12)

GAME 10 | BOX SCORE

Purdue	-	
Ohio State	-	
Team Statistics	PUR	OSU
FIRST DOWNS	-	-
RUSHING YARDS	-	-
PASSING YARDS	-	-
TOTAL OFFENSE	-	-
CAPTAINS: -		
COIN TOSS: -		
RUSHING: -		
PASSING: -		
RECEIVING: -		
TACKLES: -		
TACKLES-for-LOSS: -		
SACKS: -		
INTERCEPTIONS: -		
SCORING SUMMARY		
Qtr.	Play	Score
<hr/>		

GAME 11 | NOV. 15, 2025

PURDUE	-
WASHINGTON	-

HUSKY STADIUM • SEATTLE, WASH.

INSIDE THE MATCHUP

Record:	2-7-1
In West Lafayette:	0-3-0
In Seattle:	1-3-1
Neutral:	1-1
Streak:	Purdue - 1
Last Win:	Purdue 34, Washington 24 - Sun Bowl - 12/31/2002
Last Meeting:	Purdue 34, Washington 24 - Sun Bowl - 12/31/2002
First Meeting:	Purdue 13, Washington 6 - Away - 9/23/1961

ALL 10 MEETINGS

Date	Pur/Opp Rank	Result	Purdue	Opp	Location
9/23/1961		W	13	6	A
9/22/1962	7-10	T	7	7	A
9/18/1971		L	35	38	A
9/23/1972	-15	L	21	22	H
9/12/1987	-12	L	10	28	A
9/10/1988	-20	L	6	20	H
9/16/1989	-15	L	9	38	A
9/15/1990	-22	L	14	20	H
1/1/2001	14-4	L	24	34	Rose Bowl
12/31/2002		W	34	24	Sun Bowl

TOP 100-YARD RUSHING GAMES VS. WASHINGTON (2)

213 - Gary Danielson (16) vs. Washington, 9/23/1972
121 - Otis Armstrong (19) at Washington, 9/18/1971

TOP 300-YARD PASSING GAMES VS. WASHINGTON (0)

N/A

TOP 100-YARD RECEIVING GAMES VS. WASHINGTON (3)

105 - John Standeford vs. Washington, 12/31/2002 (10)
102 - Calvin Williams at Washington, 9/16/1989 (4)
101 - Rodney Dennis vs. Washington, 9/15/1990 (3)

GAME 11 | BOX SCORE

Purdue	-	
Washington	-	
Team Statistics	PUR	WAS
FIRST DOWNS	-	-
RUSHING YARDS	-	-
PASSING YARDS	-	-
TOTAL OFFENSE	-	-
CAPTAINS: -		
COIN TOSS: -		
RUSHING: -		
PASSING: -		
RECEIVING: -		
TACKLES: -		
TACKLES-for-LOSS: -		
SACKS: -		
INTERCEPTIONS: -		
SCORING SUMMARY		
Qtr.	Play	Score

GAME 12 | NOV. 28, 2025

PURDUE	-
INDIANA	-

ROSS-ADE STADIUM • WEST LAFAYETTE, IND.

INSIDE THE MATCHUP

Record:	77-43-6
In West Lafayette:	40-23-4
In Bloomington:	36-20-2
Neutral:	1-0-0
Streak:	Indiana - 1
Last Win:	Purdue 35, Indiana 31 - Home - 11/25/2023
Last Meeting:	Indiana 66, Purdue 0 - Away - 11/30/2024
First Meeting:	Purdue 60, Indiana 0 - Home - 11/4/1891

LAST 10 MEETINGS

Date	Pur/Opp Rank	Result	Purdue	Opp	Location
11/29/2014		L	16	23	A
11/28/2015		L	36	54	H
11/26/2016		L	24	26	A
11/25/2017		W	31	24	H
11/24/2018		W	28	21	A
11/30/2019		L-O	41	44	H
11/27/2021		W	44	7	H
11/26/2022		W	30	16	A
11/25/2023		W	35	31	H
11/30/2024	-10(10)	L	0	66	A

TOP 100-YARD RUSHING GAMES VS. INDIANA (44)

276 - Otis Armstrong (32) vs. Indiana, 11/25/1972
264 - Mike Alstott (25) at Indiana, 11/24/1995
217 - Markell Jones (31) vs. Indiana, 11/25/2017

TOP 300-YARD PASSING GAMES VS. INDIANA (9)

522 - Kyle Orton (33-54) vs. Indiana, 11/20/2004
485 - Danny Etling (33-49) at Indiana, 11/30/2013
448 - Curtis Painter (38-54) vs. Indiana, 11/22/2008

TOP 100-YARD RECEIVING GAMES VS. INDIANA (28)

209 - Kyle Ingraham vs. Indiana, 11/20/2004 (11)
162 - Brian Alford vs. Indiana, 11/23/1996 (5)
159 - Cliff Benson vs. Indiana, 11/20/1982 (8)

GAME 12 | BOX SCORE

Indiana	-	
Purdue	-	
Team Statistics	PUR	IND
FIRST DOWNS	-	-
RUSHING YARDS	-	-
PASSING YARDS	-	-
TOTAL OFFENSE	-	-
CAPTAINS: -		
COIN TOSS: -		
RUSHING: -		
PASSING: -		
RECEIVING: -		
TACKLES: -		
TACKLES-for-LOSS: -		
SACKS: -		
INTERCEPTIONS: -		
SCORING SUMMARY		
Qtr.	Play	Score





GAME 9 NOTES • Purdue at Michigan



CAREER STATS *AT PREVIOUS SCHOOL

#0 • Tony Grimes (Sr. • DB • 6-2 • 195)

	GP	GS	TOTAL	SOLO	AST	TFL	SACK	FF	FR	PBU	INT
2020*	12	4	14	11	3	1.5	1	0	0	3	1
2021*	13	13	47	35	12	2	0	0	0	9	0
2022*	12	11	36	27	9	0	0	1	0	7	0
2024*	13	12	20	15	5	0	0	0	0	6	0
2025	7	7	23	12	11	0	0	0	0	4	0
Total	57	47	140	100	40	3.5	1	1	0	29	1

#0 • Nitro Tuggle (So. • WR • 6-1 • 195)

	GP	GS	TOTAL	SOLO	AST	TFL	SACK	FF	FR	PBU	INT
2024*	8	0	3	34	0	16	0.4	11.3	4.3		
2025	8	7	19	310	4	33	2.4	16.3	38.8		
Total	16	7	22	344	4	33	1.4	15.6	21.5		

#1 • Smiley Bradford (So. • DB • 6-0 • 195)

	GP	GS	TOTAL	SOLO	AST	TFL	SACK	FF	FR	PBU	INT
2024	5	4	17	13	4	0	0	0	0	0	0
2025	8	0	21	14	7	4	0	0	0	5	1
Total	13	4	38	27	11	4	0	0	0	5	1

#2 • Michael Jackson III (Sr. • WR • 6-0 • 205)

	GP	GS	REC	YDS	TD	LONG	REC/G	YPC	YDS/G
2021*	7	1	12	116	0	21	1.7	9.7	16.6
2022*	8	2	17	236	4	59	2.1	13.9	29.5
2023*	9	1	17	146	1	16	1.9	8.6	16.2
2024*	4	0	1	10	0	10	0.2	10.0	2.0
2025	8	8	44	398	1	31	5.5	9	49.8
Total	37	12	91	906	6	31	2.5	10	24.5

Punt Ret.	GP	ATT	YDS	TD	LONG	AVG/R	AVG/G
2021*	7	2	5	0	5	2.5	0.714
2022*	8	11	70	0	17	6.4	8.750
2023*	9	5	25	0	9	5.0	2.778
2024	4	0	0	0	0	0.0	0.000
2025	8	6	11	0	17	1.8	1.375
Total	37	24	111	0	17	4.6	3.000

#3 • Malachi Singleton (So. • QB • 6-1 • 235)

	GP	GS	COMP	ATT	COMP%	YDS	TD	INT	LONG	ATT/G	YPG
2024*	5	0	21	28	75.0%	358	1	0	45	5.6	71.6
2025	7	0	18	31	58.1%	266	3	2	48	4.4	38.0
Total	12	0	39	59	66.1%	624	4	2	48	4.9	52.0

	GP	GS	ATT	YDS	TD	LONG	ATT/G	YDS/G
2024*	5	0	17	74	3	42	3.4	14.8
2025	7	0	29	153	1	40	4.1	21.9
Total	12	0	46	227	4	42	3.8	18.9

#3 • Sterling Smith (Jr. • DB • 6-1 • 198)

	GP	GS	TOTAL	SOLO	AST	TFL	SACK	FF	FR	PBU	INT
2023*	10	9	36	25	11	1	0	0	0	2	0
2025	8	0	2	0	2	0	0	0	0	0	0
Total	18	9	38	25	13	1	0	0	0	2	0

#4 • Hudaury Hines (So. • DB • 6-1 • 200)

	GP	GS	TOTAL	SOLO	AST	TFL	SACK	FF	FR	PBU	INT
2024	8	0	5	4	1	1	0	0	0	0	0
2025	8	7	23	17	6	1.5	0	0	0	5	0
Total	15	7	28	21	7	2.5	0	0	0	5	0

#5 • Charles Correa (So. • LB • 6-3 • 230)

	GP	GS	TOTAL	SOLO	AST	TFL	SACK	FF	FR	PBU	INT
2024*	14	2	16	10	6	1.5	0	1	0	1	0
2025	8	8	72	24	48	5.5	2.5	0	0	2	0
Total	22	10	88	34	54	7	2.5	1	0	3	0

#5 • Chauncey Magwood (Sr. • WR • 6-0 • 200)

	GP	GS	REC	YDS	TD	LONG	REC/G	YPC	YDS/G
2021*	13	0	1	17	0	17	0.1	17	1.3
2022*	12	1	7	104	1	26	0.6	14.9	8.7
2023*	4	0	4	40	0	18	1.0	10	10.0
2024*	12	0	5	102	0	34	0.4	20.4	8.5
2025	2	0	2	17	0	15	1.0	8.5	8.5
Total	43	1	19	280	1	34	0.4	14.7	6.5

#6 • Arhmad Branch (So. • WR • 6-0 • 185)

	GP	GS	REC	YDS	TD	LONG	REC/G	YPC	YDS/G
2023	1	0	0	0	0	0	0.0	0.0	0.0
2024	5	0	0	0	0	0	0.0	0.0	0.0
2025	8	4	14	212	2	49	1.8	15.1	26.5
Total	14	4	14	212	2	49	1.0	15.1	15.1

	GP	GS	ATT	YDS	TD	LONG	ATT/G	YDS/G
2023	1	0	0	0	0	0	0.0	0.0
2024	5	0	1	3	1	3	0.2	0.6
2025	8	4	-	-	-	-	-	-
Total	14	4	1	3	1	3	0.1	0.2

#6 • Sanders Ellis (So. • LB • 6-2 • 240)

	GP	GS	TOTAL	SOLO	AST	TFL	SACK	FF	FR	PBU	INT
2024*	13	11	81	56	25	14	2.5	0	3	2	0
2025	7	0	3	1	2	0.5	0.5	0	0	0	0
Total	20	11	84	57	27	14.5	3	0	3	2	0

#8 • CJ Madden (Jr. • DE • 6-4 • 275)

	GP	GS	TOTAL	SOLO	AST	TFL	SACK	FF	FR	PBU	INT
2022*	1	0	0	0	0	0	0	0	0	0	0
2023*	7	0	3	3	0	0	0	0	0	0	0
2024	3	0	7	5	2	0.5	0	0	0	0	0
2025	8	7	12	4	8	2.5	0.5	0	0	0	0
Total	19	7	22	12	10	3	0.5	0	0	0	0

#8 • De'Nylon Morrisette (Jr. • WR • 6-1 • 203)

	GP	GS	REC	YDS	TD	LONG	REC/G	YPC	YDS/G
2022*	10	0	4	34	0	16	0.4	8.5	3.4
2023*	3	0	0	0	0	0	0.0	0	0.0
2024	11	4	11	106	2	19	1.0	9.6	9.6
2025	-	-	-	-	-	-	-	-	-
Total	24	4	15	140	2	19	0.6	9.3	5.8
Rush	GP	GS	ATT	YDS	TD	LONG	ATT/G	YDS/G	
2022*	10	0	1	8	0	8	0.1	0.8	
2023*	3	0	0	0	0	0	0.0	0.0	
2024	11	4	1	11	0	11	0.1	1.0	
2025	-	-	-	-	-	-	-	-	
Total	24	4	2	19	0	11	0.1	0.8	

#9 • Myles Slusher (Sr. • DB • 6-0 • 195)

	GP	GS	TOTAL	SOLO	AST	TFL	SACK	FF	FR	PBU	INT
2020*	6	2	15	9	6	1	0	1	2	0	0
2021*	11	7	50	33	17	3	0.5	0	0	4	2
2022*	6	6	28	18	10	5	2	0	0	1	0
2023*	4	1	17	16	1	1.5	1	0	0	1	0
2025	7	7	46	27	19	2	1	1	0	3	1
Total	34	23	156	103	53	12.5	4.5	2	2	9	3

#10 • Alex Sanford Jr. (Jr. • LB • 6-1 • 232)

	GP	GS	TOTAL	SOLO	AST	TFL	SACK	FF	FR	PBU	INT
2023*	11	0	1	1	0	0	0	0	0	0	0
2024*	12	0	0	0	0	0	0	0	0	0	0
2025	8	6	33	11	22	2.5	0	0	1	1	0
Total	31	6	34	12	22	2.5	0	0	1	1	0

#10 • Jesse Watson (R-Fr. • WR • 5-9 • 172)

	GP	GS	REC	YDS	TD	LONG	REC/G	YPC	YDS/G
2024	1	0	1	16	0	16	1.0	16	16.0
2025	8	0	6	67	1	24	0.8	11.2	8.4
Total	9	0	7	83	1	24	0.8	11.9	9.2

#12 • Corey Smith (So. • WR • 6-1 • 185)

	GP	GS	REC	YDS	TD	LONG	REC/G	YPC	YDS/G
2024*	12	0	12	179	2	38	1.0	14.9	14.9
2025	8	1	14	237	1	60	1.8	16.9	29.6
Total	20	1	26	416	3	60	1.3	16	20.8

#12 • Ryan Turner (Jr. • DB • 6-0 • 195)

	GP	GS	TOTAL	SOLO	AST	TFL	SACK	FF	FR	PBU	INT
2022*	3	0	1	1	0	1	1	0	0	0	0
2023*	2	0	2	2	0	0	0	0	0	0	0
2024*	9	2	13	10	3	2	1	0	0	4	1
2025	5	1	8	4	4	0.5	0.5	0	0	0	0
Total	19	3	24	17	7	3.5	2.5	0	0	4	1

#13 • EJ Horton Jr. (Sr. • WR • 6-1 • 190)

	GP	GS	REC	YDS	TD	LONG	REC/G	YPC	YDS/G
2020*	1	0	0	0	0	0	0.0	0	0.0
2021*	6	0	4	59	1	30	0.7	14.8	9.8
2022*	12	5	12	186	1	65	1.0	15.5	15.5
2023*	11	2	10	201	1	45	0.9	20.1	18.3
2025	7	4	14	174	0	21	2.0	12.4	24.9
Total	37	11	40	620	3	21	1.1	15.5	16.8

#13 • TJ Lindsey (R-Fr. • DL • 6-3 • 310)

	GP	GS	TOTAL	SOLO	AST	TFL	SACK	FF	FR	PBU	INT
2024*	1	0	1	1	0	0	0	0	0	0	0
2025	3	2	5	4	1	1	0	0	0	0	0
Total	4	2	6	5	1	1	0	0	0	0	0

#15 • Ryan Browne (So. • QB • 6-4 • 210)

	GP	GS	COMP	ATT	COMP%	YDS	TD	INT	LONG	ATT/G	YPG
2023	1	0	12	16	75.0%	104	0	2	28	16.0	104.0
2024	8	2	43	76	56.6%	532	4	2	62	9.5	66.5
2025	8	8	144	242	59.5%	1689	8	7	60	30.3	211.1
Total	17	10	199	334	59.6%	2325	12	11	62	19.6	136.8

	GP	GS	ATT	YDS	TD	LONG	ATT/G	YDS/G
2023	1	0	21	85	0	12	21.0	85.0
2024	8	2	50	155	0	23	6.3	19.4
2025	7	7	49	153	4	26	7.0	21.9
Total	17	10	122	405	4	26	7.2	23.8



CAREER STATS *AT PREVIOUS SCHOOL

#23 • Trey Smith (So. • DE • 6-4 • 255)

	GP	GS	TOTAL	SOLO	AST	TFL	SACK	FF	FR	PBU	INT
2023*	2	0	0	0	0	0	0	0	0	0	0
2024	9	0	2	2	0	1	0	0	0	0	0
2025	8	2	11	4	7	1	1	0	0	0	0
Total	19	2	13	6	7	2	1	0	0	0	0

#24 • An'Darius Coffey (Sr. • DB • 5-10 • 203)

	GP	GS	TOTAL	SOLO	AST	TFL	SACK	FF	FR	PBU	INT
2020*	9	0	1	0	1	0	0	0	0	0	0
2022*	12	0	1	1	0	0	0	0	0	0	0
2023*	12	5	25	19	6	2	1	0	1	3	0
2024*	12	4	23	13	10	1.5	0	2	0	0	0
2025	7	2	11	8	3	0	0	0	0	0	0
Total	52	11	61	41	20	3.5	1	2	1	3	0

#24 • Malachi Thomas (Sr. • RB • 6-0 • 220)

	GP	GS	ATT	YDS	TD	LONG	ATT/G	YDS/G
2021*	12	3	93	440	3	47	7.8	36.7
2022*	3	2	37	146	1	29	12.3	48.7
2023*	13	0	83	381	2	35	6.4	29.3
2024*	10	1	43	165	1	20	4.3	16.5
2025	8	0	24	138	0	57	3.0	17.3
Total	46	6	280	1270	7	57	6.1	27.6

RECEIVING	GP	GS	REC	YDS	TD	LONG	REC/G	YPC	YDS/G
2021*	12	3	2	33	0	34	0.2	16.5	2.8
2022*	3	2	13	91	1	23	4.3	7	30.3
2023*	13	0	9	49	0	21	0.7	5.4	3.8
2024*	10	1	4	25	0	9	0.4	6.3	2.5
2025	8	0	7	94	1	44	0.9	13.4	11.8
Total	46	6	35	292	2	44	0.8	8.3	6.3

#25 • Hershey McLaurin (Sr. • DB • 6-2 • 210)

	GP	GS	TOTAL	SOLO	AST	TFL	SACK	FF	FR	PBU	INT
2022*	12	2	45	25	20	1	0	0	0	1	0
2023*	11	7	44	24	20	6	0.5	0	0	3	0
2024*	12	11	50	26	24	8	0.5	1	0	3	1
2025	2	1	19	10	9	1	1	2	0	1	0
Total	37	21	158	85	73	16	2	3	0	8	1

#28 • Chalil Cummings (R-Fr. • DB • 5-11 • 190)

	GP	GS	TOTAL	SOLO	AST	TFL	SACK	FF	FR	PBU	INT
2024*	5	0	0	0	0	0	0	0	0	0	0
2025	7	0	2	1	1	0	0	0	0	2	0
Total	12	0	2	1	1	0	0	0	0	2	0

#29 • TD Williams (Sr. • DB • 6-1 • 205)

	GP	GS	TOTAL	SOLO	AST	TFL	SACK	FF	FR	PBU	INT
2022*	11	11	26	18	8	1	0	1	1	11	1
2023*	11	10	32	25	7	1.5	0	0	0	4	1
2024*	11	9	20	12	8	0.5	0	0	0	8	2
2025	1	0	0	0	0	0	0	0	0	0	0
Total	34	30	78	55	23	3	0	1	1	23	4

#35 • Spencer Porath (So. • K • 5-11 • 200)

	GP	FGM	FGA	FG%	LONG	PATM	PATA	PAT%
2024	9	7	11	63.6%	45	17	17	100.0%
2025	7	10	11	90.9%	48	21	21	100.0%
Total	16	17	22	77.3%	48	38	38	100.0%

#38 • Jack McCallister (Sr. • P • 6-0 • 213)

	GP	#	AVG	LONG	YDS	NET	IN20	IN20%
2022*	13	23	40.8	58	939	879	5	21.7%
2023*	15	45	41.7	56	1878	1858	13	28.9%
2024*	13	42	43.0	62	1806	1766	15	35.7%
2025	8	29	45.6	68	1323	1283	13	44.8%
Total	49	139	42.8	68	5946	0	46	33.1%

#43 • Richard Toney Jr. (Sr. • DB • 6-0 • 195)

	GP	GS	TOTAL	SOLO	AST	TFL	SACK	FF	FR	PBU	INT
2021	1	0	0	0	0	0	0	0	0	0	0
2022	7	0	8	7	1	0	0	0	0	0	0
2023	12	9	67	46	21	3.5	1	0	0	1	2
2024	9	1	9	4	5	0	0	0	0	1	0
2025	3	0	3	2	1	0	0	0	0	0	0
Total	32	10	87	59	28	3.5	1	0	0	2	2

#44 • Christian Moore (Sr. • TE • 6-3 • 250)

	GP	GS	REC	YDS	TD	LONG	REC/G	YPC	YDS/G
2020*	3	0	0	0	0	0	0.0	0	0.0
2021*	4	0	0	0	0	0	0.0	0	0.0
2022*	14	0	1	4	0	4	0.1	4	0.3
2023*	12	0	1	2	1	2	0.1	2	0.2
2024*	13	12	2	28	0	27	0.2	14	2.2
2025	8	6	1	2	0	2	0.1	2	0.3
Total	54	18	5	36	1	27	0.1	7.2	0.7

#45 • Devin Mockobee (Sr. • RB • 6-0 • 202)

RUSH	GP	GS	ATT	YDS	TD	LONG	ATT/G	YDS/G
2021	0	0	0	0	0	0	0.0	0.0
2022	13	7	195	968	9	68	15.0	74.5
2023	12	4	172	811	6	65	14.3	67.6
2024	12	12	138	687	4	63	11.5	57.3
2025	8	8	125	521	4	32	15.6	65.1
Total	45	31	630	2987	23	68	14.0	66.4

RECEIVING	GP	GS	REC	YDS	TD	LONG	REC/G	YPC	YDS/G
2021	0	0	0	0	0	0	0.0	0	0.0
2022	13	7	32	274	0	28	2.5	8.6	21.1
2023	12	4	19	180	1	38	1.6	9.5	15.0
2024	12	12	17	170	1	21	1.4	10	14.2
2025	8	8	18	215	1	29	2.3	11.9	26.9
Total	45	31	86	839	3	38	1.9	9.8	18.6

#58 • Breeon Ishmall (So. • DE • 6-4 • 270)

	GP	GS	TOTAL	SOLO	AST	TFL	SACK	FF	FR	PBU	INT
2024*	8	0	3	1	2	0	0	0	0	0	0
2025	8	1	13	4	9	0	0	0	0	0	0
Total	16	1	16	5	11	0	0	0	0	0	0

#81 • George Burhenn (So. • TE • 6-5 • 235)

	GP	GS	REC	YDS	TD	LONG	REC/G	YPC	YDS/G
2023	11	1	5	74	1	33	0.5	14.8	6.7
2024	4	0	1	3	0	3	0.3	3	0.8
2025	4	0	9	94	0	21	2.3	10.4	23.5
Total	19	1	15	171	1	33	0.8	11.4	9.0

#87 • Christian Earls (Sr. • TE • 6-8 • 280)

	GP	GS	REC	YDS	TD	LONG	REC/G	YPC	YDS/G
2023*	13	0	2	25	0	14	0.2	12.5	1.9
2024*	8	0	0	0	0	0	0.0	0	0.0
2025	8	1	0	0	0	0	0.0	0	0.0
Total	29	1	2	25	0	14	0.1	12.5	0.9

#91 • CJ Nunnally IV (Sr. • DL • 6-3 • 265)

	GP	GS	TOTAL	SOLO	AST	TFL	SACK	FF	FR	PBU	INT
2021*	1	0	0	0	0	0	0	0	0	0	0
2023*	12	12	65	35	30	15.5	7	1	0	2	0
2024*	12	11	56	24	32	11	6	2	0	0	0
2025	8	6	28	17	11	7.5	5	1	1	1	0
Total	33	29	149	76	73	34	18	4	1	3	0

#93 • Seth Turner (So. • K/P • 6-1 • 195)

KICK	GP	FGM	FGA	FG%	LONG	PATM	PATA	PAT%
2023*	0							
2024*	0							
2025	8	-	-	-	-	-	-	-
Total	8							

#95 • Breyton Charles (Sr. • DL • 6-3 • 272)

	GP	GS	TOTAL	SOLO	AST	TFL	SACK	FF	FR	PBU	INT
2021*	8	0	5	3	2	0	0	0	0	0	0
2022*	9	0	11	2	9	0.5	0.5	0	2	1	0
2024	11	4	29	13	16	6	4.5	0	1	1	0
2025	5	0	5	2	3	0.5	0.5	0	0	0	0
Total	33	4	50	20	30	7	5.5	0	3	2	0

#97 • Jamarrion Harkless (So. • DL • 6-3 • 345)

	GP	GS	TOTAL	SOLO	AST	TFL	SACK	FF	FR	PBU	INT
2024	10	0	6	1	5	0	0	0	0	0	0
2025	8	8	9	3	6	2.5	2.5	0	0	0	0
Total	18	8	15	4	11	2.5	2.5	0	0	0	0



2025-26 Purdue Football
Overall Team Statistics
All games

Page 1/2
 as of Oct 26, 2025

Team Statistics

	PURDUE	OPP
Scoring	183	222
Points per game	22.9	27.8
Points Off Turnovers	3	47
First Downs	170	167
Rushing	60	68
Passing	97	80
Penalty	13	19
Rushing Yardage	1133	1192
Yards gained rushing	1276	1357
Yards lost rushing	143	165
Rushing attempts	258	302
Average per rush	4.4	3.9
Average per game	141.6	149.0
TDs Rushing	10	13
Passing Yardage	1969	1965
Comp-Att-Int	163-276-10	134-218-2
Average per pass	7.1	9.0
Average per catch	12.1	14.7
Average per game	246.1	245.6
TDs Passing	12	9
Total offense	3102	3157
Total plays	534	520
Average per play	5.8	6.1
Average per game	387.8	394.6
Kick returns: #-Yards	13-267	9-250
Punt returns: #-Yards	6-11	12-37
Int returns: #-Yards	2-18	10-146
Kick return average	20.5	27.8
Punt return average	1.8	3.1
Int return average	9.0	14.6
Fumbles-Lost	10-6	5-3
Penalties-Yards	42-420	34-334
Average per game	52.5	41.8
Punts-Yards	29-1323	23-997
Average per punt	45.6	43.3
Net punt average	43.0	42.9
Kickoffs-Yards	40-2527	46-2881
Average per kick	63.2	62.6
Net kick average	37.6	39.0
Time of possession / game	27:48	32:13
3rd-down conversion	41/105	37/103
3rd-down pct	39%	36%
4th-down conversion	12/18	11/18





2025-26 Purdue Football
Overall Team Statistics
All games

Page 2/2
as of Oct 26, 2025

	PURDUE	OPP
4th-down pct	67%	61%
Sacks by-Yards	19-116	13-83
Misc Yards	0	0
Touchdowns scored	22	25
Field goals - attempts	10-11	16-23
On-Side kicks	0-0	0-0
Red-zone scores	(22-30) 73%	(27-33) 82%
Red-zone touchdowns	(14-30) 47%	(14-33) 42%
PAT-attempts	(21-21) 100%	(24-24) 100%
2-point conversion-attempts	(0-1) 0%	(0-1) 0%
Attendance	278562	138899
Games / Avg per game	5/55712	3/46300
Neutral site games	-	0/0

Score by Periods

Team	1st	2nd	3rd	4th	OT	TOT
Purdue	59	53	34	37	0	183
Opponents	34	92	60	36	0	222





2025-26 Purdue Football
Individual Statistics
All games

Page 1/3
as of Oct 26, 2025

Rushing

Player	gp	att	gain	loss	net	avg	td	lg	avg/g
Devin Mockobee	8	125	549	28	521	4.2	4	32	65.1
Ryan Browne	8	51	241	76	165	3.2	4	26	20.6
Malachi Singleton	7	29	169	16	153	5.3	1	40	21.9
Antonio Harris	8	20	156	4	152	7.6	1	41	19.0
Malachi Thomas	8	24	144	6	138	5.8	0	57	17.3
Jack McCallister	8	1	10	0	10	10.0	0	10	1.3
Jaheim Merriweather	5	2	4	0	4	2.0	0	2	0.8
Christian Moore	8	1	0	2	-2	-2.0	0	0	-0.3
Michael Jackson III	8	3	3	8	-5	-1.7	0	2	-0.6
Team	8	2	0	3	-3	-1.5	0	0	-0.4
Total	8	258	1276	143	1133	4.4	10	57	141.6
Opponents	8	302	1357	165	1192	3.9	13	46	149.0

Passing

Player	gp	effic	comp-att-int	pct	yds	td	lg	avg/g
Ryan Browne	8	123.3	144-242-7	59.5	1689	8	60	211.1
Malachi Singleton	7	149.2	18-31-2	58.1	266	3	48	38.0
Devin Mockobee	8	173.8	1-2-1	50.0	14	1	14	1.8
Team	8	0.0	0-1-0	0.0	0	0	0	0.0
Total	8	126.1	163-276-10	59.1	1969	12	60	246.1
Opponents	8	149.0	134-218-2	61.5	1965	9	72	245.6

Receiving

Player	gp	no.	yds	avg	td	lg	avg/g
Michael Jackson III	8	44	398	9.0	1	31	49.8
Nitro Tuggle	8	19	310	16.3	4	33	38.8
Devin Mockobee	8	18	215	11.9	1	29	26.9
EJ Horton	7	14	174	12.4	0	21	24.9
Arhmad Branch	8	14	212	15.1	2	49	26.5
Corey Smith	8	14	237	16.9	1	60	29.6
George Burhenn	4	9	94	10.4	0	21	23.5
Malachi Thomas	8	7	94	13.4	1	44	11.8
Antonio Harris	8	7	86	12.3	0	22	10.8
Jesse Watson	8	6	67	11.2	1	24	8.4
Rico Walker	6	5	45	9.0	0	20	7.5
Chauncey Magwood	2	2	17	8.5	0	15	8.5
Ryan Browne	8	2	11	5.5	1	14	1.4
Christian Moore	8	1	2	2.0	0	2	0.3
Jalil Hall	1	1	7	7.0	0	7	7.0
Total	8	163	1969	12.1	12	60	246.1
Opponents	8	134	1965	14.7	9	72	245.6

Punt Returns

Player	no.	yds	avg	td	lg
Michael Jackson III	6	11	1.8	0	17
Total	6	11	1.8	0	17
Opponents	12	37	3.1	0	14

Interceptions

Player	no.	yds	avg	td	lg
Myles Slusher	1	18	18.0	0	18
Smiley Bradford	1	0	0.0	0	0
Total	2	18	9.0	0	18
Opponents	10	146	14.6	2	70

Kick Returns

Player	no.	yds	avg	td	lg
Michael Jackson III	8	195	24.4	0	56
Antonio Harris	4	59	14.8	0	20
Christian Moore	1	13	13.0	0	13
Total	13	267	20.5	0	56
Opponents	9	250	27.8	1	100

Fumbles Recovered

Player	no.	yds	avg	td	lg
Alex Sanford	1	13	13.0	0	13
Tahj Ra-El	1	0	0.0	0	0
CJ Nunnally	1	0	0.0	0	0
Total	3	13	4.3	0	13
Opponents	6	-2	-0.3	0	0





2025-26 Purdue Football
Individual Statistics
All games

Page 2/3
as of Oct 26, 2025

Scoring

Player	td	fg	PAT						pts
			kick	rush	rcv	pass	dxp	saf	
Spencer Porath	-	10-11	21-21	-	-	-	-	-	51
Devin Mockobee	5	-	-	-	-	-	-	-	30
Ryan Browne	5	-	-	-	-	-	-	-	30
Nitro Tuggle	4	-	-	-	-	-	-	-	24
Arhmad Branch	2	-	-	-	-	-	-	-	12
Michael Jackson III	1	-	-	-	-	-	-	-	6
Malachi Thomas	1	-	-	-	-	-	-	-	6
Malachi Singleton	1	-	-	-	-	-	-	-	6
Jesse Watson	1	-	-	-	-	-	-	-	6
Antonio Harris	1	-	-	-	-	-	-	-	6
Corey Smith	1	-	-	-	-	-	-	-	6
Total	22	10-11	21-21	0	0	0	0	0	183
Opponents	25	16-23	24-24	0	0	0	0	0	222

Field Goals

Player	fg	pct.	01-19	20-29	30-39	40-49	50-99	lg	blk
Spencer Porath	10-11	90.9	0-0	5-5	3-3	2-3	0-0	48	0
Opponents	16-23	69.6	1-1	4-6	5-7	5-7	1-2	53	0

FG Sequence

Team Name	Purdue	Opponents
Ball St.	(28)	45,29
Southern Ill.	(25),(43)	59,(53)
Southern California	(39)	(24),(37),(48),37,(19)
Notre Dame	(48),(26),(35)	31
Illinois		(35),(42),(45),(34),(40)
Minnesota	(33),(20),47	(46),(29)
Northwestern		(27),(38),26
Rutgers	(20)	45,(20),(30)

Numbers in (parentheses) indicate field goal was made

Total Offense

Player	g	plays	rush	pass	total	avg/g
Ryan Browne	8	293	165	1689	1854	231.8
Devin Mockobee	8	127	521	14	535	66.9
Malachi Singleton	7	60	153	266	419	59.9
Antonio Harris	8	20	152	0	152	19.0
Malachi Thomas	8	24	138	0	138	17.3
Jack McCallister	8	1	10	0	10	1.3
Jaheim Merriweather	5	2	4	0	4	0.8
Christian Moore	8	1	-2	0	-2	-0.3
Michael Jackson III	8	3	-5	0	-5	-0.6
Team	8	0	-3	0	-3	-0.4
Total	8	534	1133	1969	3102	387.8
Opponents	8	520	1192	1965	3157	394.6

Punting

Player	no.	yds	avg	lg	tb	fc	i20	50+	blk
Jack McCallister	29	1323	45.6	68	2	9	13	11	0
Total	29	1323	45.6	68	2	9	13	11	0
Opponents	23	997	43.3	52	1	11	4	3	0

Kickoffs

Player	no.	yds	avg	tb	ob	retn	net	ydln
Seth Turner	40	2527	63.2	26	1			
Total	40	2527	63.2	26	1	9	37.6	27
Opponents	46	2881	62.6	30	2	13	39	25





2025-26 Purdue Football
Overall Defense Statistics
All games

Page 1/1
as of Oct 26, 2025

Team Defense

			Tackles				Sacks	Pass defense			Fumbles		blkd	
##	Player	gp	ua	a	tot	tfl/yds	no-yds	int-yds	brup	qbh	fr-yds	ff	kick	saf
16	Mani Powell	8	32	44	76	7-23	1.5-11	.	2	1	.	1	.	.
5	Charles Correa	8	24	48	72	5.5-19	2.5-13	.	2	4
21	Tahj Ra-El	8	30	38	68	2.5-6	.	.	4	.	1-0	.	.	.
9	Myles Slusher	7	27	19	46	2-7	1-6	1-18	3	.	.	1	.	.
10	Alex Sanford	8	11	22	33	2.5-3	.	.	1	1	1-13	.	.	.
91	CJ Nunnally	8	17	11	28	7.5-42	5-38	.	1	7	1-0	1	.	.
0	Tony Grimes	7	12	11	23	.	.	.	4
4	Hudauri Hines	8	17	6	23	1.5-2	.	.	5
1	Smiley Bradford	8	14	7	21	4-8	.	1-0	5	1
25	Hershey McLaurin	2	10	9	19	1-7	1-7	.	1	.	.	2	.	.
18	Demeco Kennedy	8	5	11	16	3-16	1.5-14	.	.	1
40	Ian Jeffries	8	4	10	14	3-6	1-5	.	.	1
58	Breeon Ishmail	8	4	9	13
8	C.J. Madden	8	4	8	12	2.5-5	0.5-1
23	Trey Smith	8	4	7	11	1-3	1-3	.	.	1
24	An'Darius Coffey	7	7	3	10
97	Jamarrion Harkless	8	3	6	9	2.5-9	2.5-9	.	.	4
7	Crew Wakley	4	6	3	9	1-1	.	.	1
12	Ryan Turner	5	4	4	8	0.5-6	0.5-6
17	Traveon Wright	6	4	3	7	.	.	.	2
49	Isaiah Needam	7	4	2	6
13	TJ Lindsey	3	4	1	5	1-3
95	Breyton Charles	5	2	3	5	0.5-1	0.5-1
20	Winston Berglund	7	2	2	4
6	Sanders Ellis	7	1	2	3	0.5-2	0.5-2
43	Richard Toney Jr.	3	2	1	3
52	Marcus Moore Jr	2	.	2	2
28	Chalil Cummings	7	1	1	2	.	.	.	2
3	Sterling Smith	8	.	2	2
46	Luke Raab	8	.	2	2
32	D'Mon Marable	8	1	1	2
12	Corey Smith	8	1	.	1
51	Jaxon Ott	7	1	.	1
17	Rico Walker	6	1	.	1
15	Ryan Browne	8	1	.	1
89	Miles Mitchell	3	.	1	1
55	Jamarius Dinkins	4	1	.	1	1-2
45	Devin Mockobee	8	1	.	1
44	Christian Moore	8	1	.	1
	Totals	8	263	300	563	50-171	19-116	2-18	33	21	3-13	5	0	0
	Opponents	8	279	222	501	41-144	13-83	10-146	20	32	6--2	9	0	0





2025-26 Purdue Football
Individual Statistics
All games

Page 3/3
as of Oct 26, 2025

All Purpose

Player	g	rush	rcv	pr	kr	ir	total	avg/g
Devin Mockobee	8	521	215	0	0	0	736	92.0
Michael Jackson III	8	-5	398	11	195	0	599	74.9
Nitro Tuggle	8	0	310	0	0	0	310	38.8
Antonio Harris	8	152	86	0	59	0	297	37.1
Corey Smith	8	0	237	0	0	0	237	29.6
Malachi Thomas	8	138	94	0	0	0	232	29.0
Arhmad Branch	8	0	212	0	0	0	212	26.5
Ryan Browne	8	165	11	0	0	0	176	22.0
EJ Horton	7	0	174	0	0	0	174	24.9
Malachi Singleton	7	153	0	0	0	0	153	21.9
George Burhenn	4	0	94	0	0	0	94	23.5
Jesse Watson	8	0	67	0	0	0	67	8.4
Rico Walker	6	0	45	0	0	0	45	7.5
Myles Slusher	7	0	0	0	0	18	18	2.6
Chauncey Magwood	2	0	17	0	0	0	17	8.5
Christian Moore	8	-2	2	0	13	0	13	1.6
Jack McCallister	8	10	0	0	0	0	10	1.3
Jalil Hall	1	0	7	0	0	0	7	7.0
Jaheim Merriweather	5	4	0	0	0	0	4	0.8
Team	8	-3	0	0	0	0	-3	-0.4
Total	8	1133	1969	11	267	18	3398	424.8
Opponents	8	1192	1965	37	250	146	3590	448.8





**2025-26 Purdue Football
Games Played
All games**

Page 1/2
as of Oct 26, 2025

#	Player	GP-GS	BSU	SIU	USC	ND	Illini	MINN	NU	RU
0	Tony Grimes	7/7	START	START	START	START	...	START	START	START
0	Nitro Tuggle	8/7	START	START	START	START	START	START	XXX	START
1	Smiley Bradford	8/0	XXX	XXX	XXX	XXX	XXX	XXX	XXX	XXX
1	Evans Chuba	0/0
2	Michael Jackson III	8/8	START	START	START	START	START	START	START	START
3	Malachi Singleton	7/0	XXX	...	XXX	XXX	XXX	XXX	XXX	XXX
3	Sterling Smith	8/0	XXX	XXX	XXX	XXX	XXX	XXX	XXX	XXX
4	Hudauri Hines	8/7	START	START	XXX	START	START	START	START	START
5	Chauncey Magwood	2/0	XXX	XXX
5	Charles Correa	8/8	START	START	START	START	START	START	START	START
6	Arhmad Branch	8/4	START	START	XXX	XXX	START	XXX	START	XXX
6	Sanders Ellis	7/0	XXX	XXX	XXX	...	XXX	XXX	XXX	XXX
7	Crew Wakley	4/0	XXX	XXX	...	XXX	XXX
7	Garyt Odom	0/0
8	C.J. Madden	8/7	START	START	START	START	START	START	START	XXX
8	De'Nylon Morrisette	0/0
9	Myles Slusher	7/7	START	START	START	START	START	START	START	...
9	Jalil Hall	1/0	XXX
10	Alex Sanford	8/6	XXX	XXX	START	START	START	START	START	START
10	Jesse Watson	8/0	XXX	XXX	XXX	XXX	XXX	XXX	XXX	XXX
11	Carson Dean	2/0	XXX	XXX
11	Tra'Mar Harris	0/0
12	Ryan Turner	5/1	XXX	XXX	START	XXX	XXX
12	Corey Smith	8/1	XXX	XXX	XXX	XXX	XXX	START	XXX	XXX
13	Ej Horton	7/4	XXX	XXX	START	START	...	XXX	START	START
13	TJ Lindsey	3/2	START	START	XXX
15	Ryan Browne	8/8	START	START	START	START	START	START	START	START
15	Vi'Naz Cobb	1/0	XXX	...
16	Mani Powell	8/8	START	START	START	START	START	START	START	START
17	Traveon Wright	6/1	XXX	XXX	XXX	XXX	START	XXX
17	Rico Walker	6/1	START	XXX	XXX	XXX	XXX	XXX
18	Bennett Meredith	0/0
18	Demeco Kennedy	8/4	XXX	XXX	START	START	START	START	XXX	XXX
19	David Washington	0/0
19	Landon Brooks	0/0
20	Winston Berglund	7/0	XXX	...	XXX	XXX	XXX	XXX	XXX	XXX
20	Jaron Thomas	0/0
21	Tahj Ra-El	8/8	START	START	START	START	START	START	START	START
22	Antonio Harris	8/0	XXX	XXX	XXX	XXX	XXX	XXX	XXX	XXX
22	Maxwell Barbee	1/0	XXX
23	Trey Smith	8/2	START	START	XXX	XXX	XXX	XXX	XXX	XXX
23	Jaheim Merriweather	5/0	XXX	XXX	XXX	XXX	XXX
24	An'Darius Coffey	7/2	START	START	XXX	XXX	XXX	XXX	XXX	...
24	Malachi Thomas	8/0	XXX	XXX	XXX	XXX	XXX	XXX	XXX	XXX
25	Hershey McLaurin	2/1	XXX	START
26	Zeke Williams	6/0	XXX	XXX	XXX	XXX	XXX	XXX
26	Jack Weeter	0/0
27	Owen Davis	0/0
28	Addai Lewellen	0/0
28	Chalil Cummings	7/0	XXX	XXX	XXX	XXX	XXX	XXX	XXX	...
29	TD Williams	1/0	XXX
30	Parker Meese	0/0
31	Carter Holsworth	0/0
31	Finley Goodman	0/0
32	D'Mon Marable	8/0	XXX	XXX	XXX	XXX	XXX	XXX	XXX	XXX
33	Quinn Rosenkranz	0/0
35	Spencer Porath	7/0	XXX	XXX	XXX	XXX	XXX	XXX	...	XXX
35	DJ Greene	0/0
36	Kaleb Richmond	0/0
37	Joey Sumlin	0/0





2025-26 Purdue Football
Games Played
All games

Page 2/2
as of Oct 26, 2025

#	Player	GP-GS	BSU	SIU	USC	ND	Illini	MINN	NU	RU
38	Jack McCallister	8/0	XXX	XXX	XXX	XXX	XXX	XXX	XXX	XXX
38	Zyntreacs Otey	0/0
39	Aveyawn Madry	0/0
40	Ian Jeffries	8/2	XXX	XXX	XXX	XXX	XXX	XXX	START	START
41	Mason Alnutt	0/0
41	Jon Grimmett	0/0
43	Richard Toney Jr.	3/0	XXX	XXX	XXX
43	Jackson Berryman	0/0
44	Christian Moore	8/6	XXX	START	START	START	XXX	START	START	START
45	Devin Mockabee	8/8	START	START	START	START	START	START	START	START
46	Luke Raab	8/0	XXX	XXX	XXX	XXX	XXX	XXX	XXX	XXX
47	BJ Mayes	0/0
48	Donivan Taylor	0/0
49	Isaiah Needam	7/0	XXX	XXX	...	XXX	XXX	XXX	XXX	XXX
50	John Randle Jr.	1/0	XXX
51	Mason Vicari	7/0	XXX	XXX	XXX	XXX	XXX	XXX	...	XXX
51	Jaxon Ott	7/0	XXX	XXX	XXX	XXX	XXX	...	XXX	XXX
52	Marcus Moore Jr	2/0	XXX	XXX
52	Rocco Daly	0/0
53	Josh Burney	3/0	XXX	XXX	XXX
54	Hayden Timosciek	3/0	XXX	XXX	XXX	...
55	Jamarius Dinkins	4/0	XXX	...	XXX	XXX	XXX
55	Bradyn Joiner	8/8	START	START	START	START	START	START	START	START
57	Tom Ewing	0/0
58	Breon Ishmail	8/1	XXX	XXX	XXX	XXX	XXX	XXX	XXX	START
58	Hank Purvis	7/3	XXX	XXX	XXX	...	XXX	START	START	START
59	Justin Schmidt	0/0
62	Giordano Vaccaro	8/0	XXX	XXX	XXX	XXX	XXX	XXX	XXX	XXX
63	James Johnsen	0/0
67	Drew Woodruff	0/0
68	Sankeerth Veluri	0/0
70	Max Parrott	7/0	XXX	...	XXX	XXX	XXX	XXX	XXX	XXX
71	Marques Easley	0/0
72	Jude McCoskey	7/0	XXX	XXX	XXX	XXX	XXX	XXX	...	XXX
74	Jalen St. John	7/7	START	START	START	START	START	...	START	START
76	Ethan Trent	8/6	START	START	START	START	START	START	XXX	XXX
77	Marc Nave Jr.	0/0
78	Bakyne Coly	8/8	START	START	START	START	START	START	START	START
79	Joey Tanona	8/8	START	START	START	START	START	START	START	START
80	Roman Mercado	0/0
81	George Burhenn	4/0	XXX	XXX	XXX	XXX
83	Andrew Adkison	2/0	XXX	XXX
84	Nolan Buckman	0/0
85	Luca Puccinelli	2/0	XXX	XXX
86	Landon Gilmore	0/0
87	Christian Earls	8/1	XXX	XXX	XXX	XXX	START	XXX	XXX	XXX
89	Miles Mitchell	3/0	XXX	XXX	XXX
89	Luke Klare	0/0
90	Elijah St. John	0/0
91	CJ Nunnally	8/6	XXX	XXX	START	START	START	START	START	START
93	Seth Turner	8/0	XXX	XXX	XXX	XXX	XXX	XXX	XXX	XXX
93	Sam Goellner	0/0
94	Luke Shorter	0/0
95	Breyton Charles	5/0	XXX	XXX	...	XXX	XXX	XXX
95	Sam Dubwig	0/0
96	Jordan Cree	2/0	XXX	XXX
97	Jamarion Harkless	8/8	START	START	START	START	START	START	START	START
98	Drake Carlson	8/0	XXX	XXX	XXX	XXX	XXX	XXX	XXX	XXX

