



# PURDUE BOILERMAKERS

## 2025-26 BOILERBALL GAME NOTES

# BIG

MBB Contact: Chris Forman ► Email: cforman@purdue.edu ► Office: 765.494.3201 ► Cell: 413.687.4590 ► Address: 900 John Wooden Drive, West Lafayette, IN 47907

### GAME 08: Purdue vs. Rutgers

1 / 1 PURDUE BOILERMAKERS  
(7-0, 0-0 Big Ten)

-- / -- RUTGERS SCARLET KNIGHTS  
(5-3, 0-0 Big Ten)



**Coach:** Matt Painter  
**Sch. Record:** 478-215 (21st)  
**Car. Record:** 503-220 (22nd)  
**vs. Opponent:** 14-5



**Coach:** Steve Pikiell  
**Sch. Record:** 152-143 (10th)  
**Car. Record:** 344-299 (21st)  
**vs. Opponent:** 5-11

Tuesday, Dec. 2 ► 8 p.m. ET ► Piscataway, N.J. ► Jersey Mike's Arena (8,000)

### THE SCENE SETTER

- Purdue opens Big Ten play on Tuesday when it travels to Jersey Mike's Arena in to face Rutgers in an 8 p.m. tip on FS1. The Boilermakers are looking for their third straight win in the arena after three straight in the facility from the 2019-20 to 2021-22 seasons. The Boilermakers haven't scored 70 points in Jersey Mike's Arena since an 81-76 loss in the CoVid year of 2020-21 – a span of four games.
- Following the contest with Rutgers, Purdue hosts No. 10 Iowa State on Saturday at noon on CBS.

### THE NOTES TO KNOW

- Purdue leads the all-time series with Rutgers by an 18-6 margin, having won five games in a row by a combined 88 points. Rutgers had won four straight in the series from Jan. 2020 to Dec. 2021, but Purdue has won six of seven since against the Scarlet Knights.
- Purdue is looking for its seventh season starting 8-0 or better since the 1938-39 campaign (first year of NCAA). Four of the previous six occurrences of 8-0 or better have come under **Matt Painter** (2009-10, 2015-16, 2021-22, 2022-23).
- Purdue is ranked No. 3 in the initial NCAA NET rankings released on Monday, trailing Michigan and Duke. Purdue is 2-0 in quad-1 games, trailing only Michigan in quad-1 victories (six other teams have two quad-1 victories).
- Purdue leads the country in assist / turnover ratio (2.19), while ranking fourth in assists per game (21.0), sixth in 3-point percentage (.423), 18th in scoring margin (+21.7), 20th in rebound margin (+11.7) and 25th in field goal percentage (.516) and turnovers per game (9.6).
- Individually, **Braden Smith** is second in assists per game (9.0), **Oscar Cluff** is 18th in rebounds (10.1), **Daniel Jacobsen** is 19th in blocks per game (2.43) and **Fletcher Loyer** is 12th in 3-point percentage (.522), 18th in free throw percentage (.958) and 22nd in 3-pointers per game (3.43).
- Purdue is the only school in America to have two players averaging double-doubles (**Oscar Cluff**, **Trey Kaufman-Renn**).
- Purdue is one-of-nine schools to rank in the top 20 in both offensive and defensive efficiency, via KenPom.
- Purdue is 94-23 (.803) during the careers of **Braden Smith**, **Fletcher Loyer** and **Trey Kaufman-Renn**. The 94 victories are the fourth-most nationally while the 80.3 winning percentage is fifth nationally (Houston, Duke, UConn, Drake).
- The Boilermakers are 48-3 (.941) in non-conference play since the start of the 2021-22 season. Only one other team (Iowa State; 50-6) has fewer than seven losses in non-conference play during that timeframe.
- Purdue has tied a school record for consecutive weeks ranked in the top 25 (64) after being ranked No. 1 for the fourth time in five weeks.
- Since the start of the 2021-22 season, Purdue has been ranked No. 1 in the AP poll 17 times. Auburn and Houston are next with 11 weeks.
- Since the start of the 2021-22 season, Purdue has been ranked in the AP Top 10 in a nation's-best 66 (of 85) polls. Kansas is second at 65.
- Braden Smith**, who has 821 career assists, needs 70 assists to move into the top spot on the Big Ten's career assists list (**Cassius Winston** - 890 assists). Smith passed **Mateen Cleaves** (816 assists) for second place in Saturday's win over Eastern Illinois.
- Last season's leader in blocked shots, **Trey Kaufman-Renn**, had 11 blocked shots in 36 games. This year's leader, **Daniel Jacobsen**, already has 17 blocked shots in seven games. Teams shot 55.6 percent from 2-point range against Purdue a year ago. This year, it's at 49.1 percent.
- The center position of **Oscar Cluff** and **Daniel Jacobsen** have essentially played all 40 minutes of every game this year. The center position is averaging 22.0 points, 15.1 rebounds, 3.6 blocks and 2.9 assists per game while shooting 73.8 percent from the field. Over the last four games, the position is averaging 25.0 points and 15.3 rebounds while shooting 85.7 percent from the field.
- Purdue has had two coaches since the 1980-81 season (**Gene Keady**, **Matt Painter**). The duo has combined for 990 wins at Purdue.

### 2025-26 PURDUE ROSTER (height measured in shoes ► denotes probable starter based on last game)

No.	Name	Yr.	Pos.	Ht.	Wt.	Hometown	GP / GS	PPG	RPG	APG	Other
► 0	C.J. Cox	So.	G	6-3	195	Lexington, Mass.	7 / 7	8.0	2.4	1.1	11-of-25 3Ps
► 2	Fletcher Loyer	Sr.	G	6-5	180	Fort Wayne, Ind.	7 / 7	16.1	2.4	1.4	24-of-46 3Ps
► 3	Braden Smith	Sr.	G	6-0	170	Westfield, Ind.	7 / 7	13.0	3.6	9.0	Preseason NPOY
► 4	Trey Kaufman-Renn	Sr.	F	6-9	240	Sellersburg, Ind.	5 / 5	14.8	10.6	2.2	Preseason All-Am.
► 45	Oscar Cluff	Sr.	C	6-11	255	Sunshine Coast, Australia	7 / 7	11.7	10.1	2.1	25 career DDs
1	Antione West Jr.	Fr.	G	6-3	195	Toledo, Ohio	0 / 0	--	--	--	REDSHIRTING 2025-26 SEASON --
5	Liam Murphy	Sr.	F	6-8	225	Staten Island, N.Y.	2 / 0	7.0	1.0	0.0	178 career 3Ps
6	Aaron Fine	R-Fr.	G	6-2	190	Noblesville, Ind.	4 / 0	1.8	0.0	0.5	
7	Sam King	Sr.	F	6-9	230	Columbus, Ind.	0 / 0	--	--	--	REDSHIRTING 2025-26 SEASON --
9	Jack Lusk	Jr.	F	6-4	205	Elkhorn, Neb.	4 / 0	0.0	0.3	0.0	
12	Daniel Jacobsen	So.	C	7-4	250	Chicago, Ill.	7 / 0	10.3	5.0	2.4(b)	73.7 FG Pct.
14	Jack Benter	R-Fr.	G	6-6	215	Brownstown, Ind.	7 / 2	5.3	3.6	1.0	8-of-18 3Ps
17	Omer Mayer	Fr.	G	6-4	215	Tel Aviv, Israel	7 / 0	7.9	1.3	2.3	10.3 PPG last 4 gm.
24	Gicarri Harris	So.	G	6-3	210	Atlanta, Ga.	7 / 0	3.9	2.1	1.4	c-high 12 pts. last
32	Jace Rayl	Jr.	G	5-11	175	Kokomo, Ind.	4 / 0	0.0	0.0	0.0	
34	Raleigh Burgess	So.	F	6-11	245	Cincinnati, Ohio	0 / 0	--	--	--	REDSHIRTING 2025-26 SEASON --

### THE BIG NUMBER

# 2023

Purdue is looking to start 1-0 in Big Ten play for the first time since the 2022-23 season.

### BROADCAST INFORMATION

#### TELEVISION

**Television:** FS1 **App:** FOX Sports  
**Announcers:** Jason Benetti, Bill Raftery

#### RADIO | PURDUE GLOBAL RADIO NETWORK

**Online:** wazy.com **App:** PurdueSports  
**Satellite:** SiriusXM (Ch. 83); SXM App (SXM83)  
**Announcers:** Rob Blackman, Bobby Riddell, Wes Scott (producer)

#### LIVE STATS

Purdue.StatBroadcast.com

#### SOCIAL MEDIA UPDATES

**Twitter, Instagram:** @BoilerBall **YouTube:** @BoilerBall1

### 2025-26 PURDUE MEN'S BASKETBALL SCHEDULE

Date	P / O	Rank	Opponent	TV	Time/Result
024	1	1 / 9	Kentucky	SECN	L, 65-78
029	1	1 / --	UIndy	BIG+	W, 92-49
N4	1	1 / --	Evansville	BTN	W, 82-51
N7	1	1 / --	Oakland	Peacock	W, 87-77
N13	2	2 / 8	at Alabama	ESPN2	W, 87-80
N16	2	2 / --	Akron	BTN	W, 97-79
N20	2	1 / --	Memphis	CBSSN	W, 80-71
N21	2	1 / 15	Texas Tech	CBSSN	W, 86-56
N28	1	1 / --	Eastern Illinois	BTN	W, 109-62
D2	*	1 / --	at Rutgers	FS1	8 p.m.
D6	1	1 / 10	Iowa State	CBS	Noon
D10	*	-- / --	Minnesota	BTN	7 p.m.
D13	--	-- / --	Marquette	Peacock	2 p.m.
D20	3	-- / 20	vs. Auburn	Peacock	6:30 p.m.
D29	--	-- / --	Kent State	BIG+	7 p.m.
J3	*	-- / RV	at Wisconsin	FOX	8 p.m.
J7	*	-- / --	Washington	BTN	8:30 p.m.
J10	*	-- / --	Penn State	BTN	2 p.m.
J14	*	-- / RV	Iowa	BTN	6:30 p.m.
J17	*	-- / 24	at USC	Peacock	6 p.m.
J20	*	-- / RV	at UCLA	Peacock	10 p.m.
J24	*	-- / 14	Illinois	FOX	3 p.m.
J27	*	-- / 22	at Indiana	Peacock	9 p.m.
F1	*	-- / --	at Maryland	CBS	1 p.m.
F7	*	-- / --	Oregon	CBS	1 p.m.
F10	*	-- / RV	at Nebraska	FS1	7 p.m.
F14	*	-- / RV	at Iowa	FOX	5 or 8 p.m.
F17	*	-- / 3	Michigan	Peacock	6:30 p.m.
F20	*	-- / 22	Indiana	FOX	8 p.m.
F26	*	-- / 7	Michigan State	Peacock	8 p.m.
M1	*	-- / --	at Ohio State	CBS	1:30 p.m.
M4	*	-- / --	at Northwestern	BTN	8:30 p.m.
M7	*	-- / RV	Wisconsin	CBS	4 p.m.
M10	4	-- / --	Big Ten Tournament 1st Rd.		TBD
M11	4	-- / --	Big Ten Tournament 2nd Rd.		TBD
M12	4	-- / --	Big Ten Tournament 3rd Rd.		TBD
M13	4	-- / --	Big Ten Tournament Q/Finals		TBD
M14	4	-- / --	Big Ten Tournament S/Finals		1 / 3:30 p.m.
M15	4	-- / --	Big Ten Tournament Championship		3:30 p.m.
M19-20	5	-- / --	NCAA Tournament First Round		TBD
M21-22	5	-- / --	NCAA Tournament Second Round		TBD
M26-27	5	-- / --	NCAA Tournament Sweet 16		TBD
M28-29	5	-- / --	NCAA Tournament Elite Eight		TBD
A4	5	-- / --	NCAA Tournament National Semifinals		TBD
A6	5	-- / --	NCAA Tournament National Championship		TBA

\* Home games played at Mackey Arena in bold.

\* Denotes Big Ten Conference Game

1 Denotes Exhibition Game

2 Denotes Baha Mar Championship (Nassau, The Bahamas)

3 Denotes Indy Classic (Indianapolis, Ind.)

4 Denotes Big Ten Tournament (Chicago, Ill.)

5 Denotes NCAA Tournament (TBA)

#BoilerUp | @BoilerBall | PURDUESPORTS.COM

MULTI-TEAM EVENT INFORMATION					BOILERMAKERS vs. RUTGERS															
▶▶ INSIDE THE SERIES					#0   C.J. COX															
First Meeting.....Dec. 28, 1953 (Purdue, 78-69)					Date	Location	Min.	FG	Pct.	3FG	Pct.	FT	Pct.	O-D-T	PF	A	TO	B	S	Pts.
Series.....Purdue leads 18-6					1-9-25	• Piscataway, N.J.	17	2-5	.400	1-4	.250	0-0	.000	0-4-4	2	1	0	0	0	5
Current streak.....Purdue, win-5					3-4-25	• West Lafayette, Ind.	26	3-5	.600	0-1	.000	0-0	.000	1-1-2	1	1	0	0	1	6
At Purdue.....Purdue leads 10-2					2 GP	TOTALS (AVG.)	21.5	5-10	.500	1-5	.200	0-0	.000	3-0		1.0		0.0	0.5	5.5
Mackey Arena.....Purdue leads 9-2					#2   FLETCHER LOVER															
Current streak.....Purdue, win-2					Date	Location	Min.	FG	Pct.	3FG	Pct.	FT	Pct.	O-D-T	PF	A	TO	B	S	Pts.
At Rutgers.....Purdue leads 6-3					1-2-23	• West Lafayette, Ind.	27	2-6	.333	2-5	.400	4-6	.667	0-2-2	2	2	2	0	0	10
Jersey Mike's Arena.....Purdue leads 5-3					3-10-23	• Chicago, Ill.	19	0-5	.000	0-2	.000	4-5	.800	0-1-1	1	1	1	0	0	4
Current streak.....Purdue, win-2					1-28-24	• Piscataway, N.J.	30	1-4	.250	0-3	.000	5-5	1.000	0-0-0	1	1	1	0	1	7
Big Ten Tournament.....Purdue leads 2-0					2-22-24	• West Lafayette, Ind.	24	0-2	.000	0-2	.000	2-2	1.000	0-2-2	2	5	1	0	2	2
In Overtime.....Rutgers leads 1-0					1-9-25	• Piscataway, N.J.	36	6-14	.429	1-6	.167	0-0	.000	0-3-3	0	0	1	0	1	13
Ranked Purdue teams vs. Rutgers.....11-2					3-4-25	• West Lafayette, Ind.	23	8-13	.615	7-12	.583	0-0	.000	1-1-2	1	1	0	0	1	23
Ranked Purdue teams vs. Rutgers at Mackey Arena.....5-1					6 GP	TOTALS (AVG.)	26.5	17-44	.386	10-30	.333	15-18	.833	1-7		1.7		0.0	0.8	9.8
Ranked Purdue teams vs. Rutgers at Jersey Mike's Arena.....4-1					#3   BRADEN SMITH															
Ranked Rutgers teams vs. Purdue.....2-0					Date	Opponent	Min.	FG	Pct.	3FG	Pct.	FT	Pct.	O-D-T	PF	A	TO	B	S	Pts.
Ranked Rutgers teams vs. Purdue at Mackey Arena.....0-0					1-2-23	• West Lafayette, Ind.	30	1-3	.333	1-2	.500	4-4	1.000	1-0-1	1	4	3	1	2	7
Ranked Rutgers teams vs. Purdue at Jersey Mike's Arena.....2-0					3-10-23	• Chicago, Ill.	31	3-8	.375	0-4	.000	2-4	.500	0-1-1	1	5	2	1	0	8
Purdue vs. Rutgers when both teams are ranked.....0-0					1-28-24	• Piscataway, N.J.	38	7-10	.700	3-5	.600	2-3	.667	0-6-6	1	2	2	0	0	19
Top-10 Showdowns.....0-0					2-22-24	• West Lafayette, Ind.	31	5-10	.500	1-2	.500	2-2	1.000	0-7-7	0	5	4	1	2	13
					1-9-25	• Piscataway, N.J.	39	6-10	.600	1-4	.250	3-5	.600	0-3-3	3	14	2	1	3	16
					3-4-25	• West Lafayette, Ind.	32	7-15	.467	7-13	.538	2-2	1.000	0-5-5	4	9	3	0	2	23
					6 GP	TOTALS (AVG.)	33.5	29-56	.518	13-30	.433	15-20	.750	3-8		6.5		0.7	1.5	14.3
SERIES RESULTS vs. RUTGERS					#4   TREY KAUFMAN-RENN															
Date	P / O	Location	Result	Score	Date	Opponent	Min.	FG	Pct.	3FG	Pct.	FT	Pct.	O-D-T	PF	A	TO	B	S	Pts.
12-28-53	- / -	West Lafayette, Ind.	W	78-69	1-2-23	West Lafayette, Ind.	14	0-6	.000	0-2	.000	1-2	.500	1-1-2	0	0	0	1	0	1
12-3-54	- / -	Piscataway, N.J.	W	77-57	3-10-23	Chicago, Ill.	7	0-1	.000	0-0	.000	1-2	.500	0-0-0	2	1	0	0	1	1
▼ Mackey Arena					1-28-24	• Piscataway, N.J.	19	0-2	.000	0-0	.000	0-0	.000	1-1-2	2	0	3	2	0	0
12-4-75	- / -	New York, N.Y.	L	73-81	2-22-24	• West Lafayette, Ind.	16	1-1	1.000	0-0	.000	0-0	.000	0-2-2	1	2	0	0	1	2
3-15-82	- / -	West Lafayette, Ind.	W	98-65	1-9-25	• Piscataway, N.J.	20	6-8	.750	0-0	.000	4-8	.500	1-4-5	3	1	2	0	0	16
12-10-94	- / -	West Lafayette, Ind.	W	79-69	3-4-25	• West Lafayette, Ind.	26													

MEDIA AVAILABILITY (all times Eastern; contact Chris Forman for more information; all interviews will take place before or after practice)																										
Tuesday December 2			Wednesday December 3			Thursday December 4			Friday December 5			Saturday December 6			Sunday December 7			Monday December 8								
▶ GAMEDAY			• No availability			• No availability			• 1:00 p.m. – Student-Athletes • 1:45 p.m. – Coach Painter			▶ GAMEDAY			• No availability			• No availability								
• Rutgers												• [10] Iowa State														
• 8:00 p.m. ET												• Noon ET														
• Piscataway, N.J.												• West Lafayette, Ind.														
• Jersey Mike's Arena												• Mackey Arena														
• FS1												• CBS														
PURDUE IN THE NATIONAL POLLS																										
	PRE.	N10	N17	N24	D1	D8	D15	D22	D29	J5	J12	J19	J26	F2	F9	F16	F23	M2	M9	M16	Final					
AP	1	2	1	1	1																	▶ Ranked in the AP poll in 11 straight years (longest in Purdue history).				
Coaches	1	1	1	1	1																	▶ Purdue's has been ranked in 64 straight AP polls, 3rd-longest nationally.				
▶ Since 2021-22 -> 54 weeks in top 5; most nationally (Houston - 48).																										
2025-26 BIG TEN STANDINGS																										
Team	Conf.	Pct.	Overall	Pct.	Str.																					
Nebraska	—	—	8-0	1.000	W-12																					
Indiana	—	—	7-0	1.000	W-7																					
Iowa	—	—	7-0	1.000	W-7																					
Michigan	—	—	7-0	1.000	W-7																					
Michigan State	—	—	7-0	1.000	W-7																					
Purdue	—	—	7-0	1.000	W-7																					
USC	—	—	7-0	1.000	W-7																					
Penn State	—	—	7-1	.875	W-2																					
Ohio State	—	—	6-1	.857	L-1																					
Illinois	—	—	6-2	.750	L-1																					
Northwestern	—	—	5-2	.714	L-1																					
UCLA	—	—	5-2	.714	L-1																					
Washington	—	—	5-2	.714	L-1																					
Wisconsin	—	—	5-2	.714	L-1																					
Maryland	—	—	5-3	.625	L-2																					
Rutgers	—	—	5-3	.625	W-1																					
Oregon	—	—	4-3	.571	L-3																					
Minnesota	—	—	4-4	.500	L-4																					
▶ Through games played Dec. 1, 2025.																										
▶▶▶ DEFENDING MACKEY ARENA: The Boilermakers have won 36 straight non-conference games in Mackey Arena, dating to a loss on Nov. 9, 2019, vs. Texas, going 65-2 in Mackey Arena in non-con home games since the 2015-16 season.																										
• Purdue's remaining non-conference home games this year are Iowa State and Kent State.																										
▶ NON-CONFERENCE HOME WIN STREAKS (Purdue history)																										
No.	Dates	Ended By																								
36	Nov. 16, 2019 to present	—																								
27	Dec. 6, 2008 to Dec. 20, 2011	Bucknell																								
27	Dec. 15, 1991 to Nov. 24, 1996	Bowling Green																								
• Purdue's 36-game non-conference home win streak is the ninth-longest active streak in the country.																										
• By date, it is the fifth-longest streak nationally.																										
▶ NON-CONFERENCE HOME WIN STREAKS (Nationally)																										
No.	Team	Last Loss																								
64	Auburn	Jan. 30, 2016 vs. Oklahoma State																								
47	Baylor	Dec. 18, 2018 vs. Stephen F. Austin																								
44	Texas Tech	Jan. 25, 2020 vs. Kentucky																								
41	Tennessee	Dec. 28, 2019 vs. Wisconsin																								
40	Akron	Dec. 15, 2018 vs. Marshall																								
40	Wake Forest	Dec. 29, 2018 vs. Gardner-Webb																								
37	Iowa State	Dec. 2, 2020 vs. South Dakota State																								
36	Providence	Nov. 23, 2019 vs. Penn State																								
36	Purdue	Nov. 9, 2019 vs. Texas																								
▶ Through games played Nov. 30, 2025.																										
▶▶▶ GLASS EATERS: With Oscar Cluff and the return of Trey Kaufman-Renn over the last five games, Purdue has dominated the glass, posting a +16.8 rebound margin over the last five games after being -1.0 during the first two games.																										
• Purdue has outrebounded four of the last five opponents by at least 18 rebounds (Memphis was only opponent; +3 vs. the Tigers).																										
• In wins over ranked teams Alabama and Texas Tech, Purdue is +21.0 in rebound margin during the two games.																										
@BOTLERBALL   PURDUESPORTS.COM																										

GAME 08 // RUTGERS // DECEMBER 2, 2025

►►► **MINISTER OF DEFENSE:** **C.J. Cox** should be considered one of the top two-way players in the Big Ten, averaging 8.0 points, 2.3 rebounds and 1.1 assists per game, while shooting 50.0 percent from the field and 44.0 percent from 3-point range.

• However, it is his defense early on that is standing out. In two games against ranked teams, he has held both **Labaron Philon** (Alabama) and **Christian Anderson** (Texas Tech) in check.

► **HELD IN CHECK (C.J. Cox Defensive Assignments)**

Player (Opponent)	Stats
Labaron Philon (#8 Alabama)	11 pts, 7 asts, 4 TOs, 5-14 FGs, 1-6 3Ps
<b>Season Stats:</b>	20.7 PPG, 5.7 APG, 3.0 TPG, 55.6 FG%, 37.9 3P%
Christian Anderson (#15 T Tech)	13 pts, 1 ast, 3 TOs, 5-15 FGs, 3-10 3Ps
<b>Season Stats:</b>	17.8 PPG, 7.5 APG, 2.5 TPG, 41.7 FG%, 36.4 3P%

►►► **BALANCED ATTACK:** For the first time in at least 20 years, Purdue had five players score at least 14 points in the win over Akron (Cluff, TKR, Mayer, Smith, Loyer).

• Then in the win over #15 Texas Tech, Purdue had seven players score in double-figures, for the first time in at least 20 years. More research is needed to find the last time that happened at Purdue.

• Purdue then had six more players score at least points in the win over Eastern Illinois, giving Purdue three games (in the last six outings) of at least six players scoring in double-figures.

• Prior to this stretch, the last time Purdue had six players in double-figures came in Feb. 2017, vs. Penn State.

►►► **A DIFFERENCE IN THE POST:** The return of **Daniel Jacobsen** and the addition of **Oscar Cluff** have made a big difference early in the post defense.

• The duo has split all 280 minutes in the post, averaging a combined 22.0 points, 15.1 rebounds, 3.6 blocks and 2.9 assists per game while shooting 59-of-80 (.738) from the field at the center position.

• Over the last four games, the duo is averaging 25.0 points, 15.3 rebounds, 3.8 blocks and 2.8 assists while shooting 42-of-49 (.857) from the field.

► **CENTER POSITION GAME-BY-GAME (Cluff and Jacobsen)**

Date	Opponent	P	R	B	A	FGs
11-4-25	Evansville	20	18	3	3	7-15
11-7-25	Oakland	16	11	7	3	6-8
11-13-25	[8] Alabama	18	16	0	3	7-13
11-16-25	Akron	23	16	4	1	14-19
11-20-25	Memphis	17	8	3	2	6-6
11-21-25	[15] Texas Tech	26	23	2	3	10-12
11-28-25	Eastern Illinois	34	14	6	5	12-12

►►► **THE ULTIMATE ROAD SWEEP:** The Purdue senior class needs a win at Northwestern's Welsh-Ryan Arena, then victories at UCLA and USC to own a win in a road game against every Big Ten team. As a note, Purdue hasn't won at the Bryce Jordan Center (Penn State), but owns a road win at The Palestra against the Nittany Lions.

► **PURDUE SENIOR CLASS IN BIG TEN ROAD ARENAS (19-11)**

Opponent	Record	2023	2024	2025	2026
Illinois	1-1	---	Win	Loss	---
Indiana	1-2	Loss	Win	Loss	---
Iowa	2-0	---	Win	Win	---
Maryland	1-1	Loss	Win	---	---
Michigan	2-1	Win	Win	Loss	---
Michigan State	1-1	Win	---	Loss	---
Minnesota	2-0	Win	---	Win	---
Nebraska	1-1	Win	Loss	---	---
Northwestern	0-2	Loss	Loss	---	---
Ohio State	1-1	Win	Loss	---	---
Oregon	1-0	---	---	Win	---
Penn State	1-1	Win	---	Loss	---
Rutgers	2-0	---	Win	Win	---
UCLA	0-0	---	---	---	---
USC	0-0	---	---	---	---
Washington	1-0	---	---	Win	---
Wisconsin	2-0	Win	Win	---	---

►►► **WHAT IT TAKES:** Many pundits say to win a National Championship that a team needs to be ranked in the top 20 in both offensive and defensive efficiency. Below are the teams to do that so far this year, via KenPom.

► **TOP 20 IN BOTH OFFENSIVE AND DEFENSIVE EFFICIENCY**

Team	Overall	Off.	Def.
Michigan	1	11	1
<b>Purdue</b>	<b>2</b>	<b>1</b>	<b>20</b>
Duke	3	5	4
Iowa State	4	15	3
Gonzaga	5	13	7
Connecticut	7	12	8
Arizona	8	9	11
Kentucky	11	17	12
Tennessee	13	18	13

► Through games played Nov. 30, 2025.

►►► **HISTORIC OFFENSE:** Purdue leads the country in offensive efficiency, with an efficiency of 129.4 via KenPom.

• The number is currently second all-time in the KenPom ratings.

► **OFFENSIVE EFFICIENCY ABOVE 126.0 ALL-TIME**

Year	Team	Off. Eff.	Post.
2025	Duke	130.1	L - Nat'l Semifinals
<b>2026</b>	<b>Purdue</b>	<b>129.4</b>	
2015	Wisconsin	129.0	L - Nat'l Championship
2025	Florida	128.2	National Champions
2018	Villanova	127.8	National Champions
1999	Duke	127.7	L - Nat'l Championship
2024	Connecticut	127.5	National Champions
2024	Auburn	127.2	L - Nat'l Semifinals
2025	Alabama	126.8	L - Elite 8
2021	Gonzaga	126.4	L - Nat'l Championship
1998	North Carolina	126.3	L - Nat'l Semifinals
2024	Alabama	126.0	L - Nat'l Semifinals
2017	Oklahoma State	126.0	L - 1st Rd.

►►► **ADDING TO THE STREAK:** Purdue enters the Rutgers game tied for the ninth-longest winning streak in the country (through Sunday's games).

► **NATION'S LONGEST WIN STREAKS**

No.	Team	Next Game
12	Nebraska	12-7 vs. Creighton
8	Duke	12-2 vs. Florida
8	Vanderbilt	12-3 vs. SMU
8	Missouri	12-2 vs. Notre Dame
8	SMU	12-3 vs. Vanderbilt
8	George Mason	12-2 vs. Cornell
8	Buffalo	12-6 vs. St. Bonaventure
8	Belmont	12-3 vs. Richmond
<b>7</b>	<b>Purdue</b>	<b>12-2 vs. Rutgers</b>
7	15 Other Teams	

► Through games played Nov. 30, 2025.

►►► **DOMINATING RANKED TEAMS:** Purdue has been outstanding in two games vs. nationally-ranked teams this season.

► **NUMBERS COMPARISON**

Category	Ranked	Unranked
Record	2-0	5-0
Scoring Margin	+18.5	+23.0
Field Goal Percentage	.524	.512
Field Goal Percentage Defense	.381	.403
3-Point Percentage	.486	.407
Rebound Margin	+21.0	+8.0
Braden Smith PPG	19.5	10.4
Braden Smith APG	5.5	10.4
Braden Smith 3-Pointers	7-12	5-19
Oscar Cluff RPG	13.0	9.0
Trey Kaufman-Renn RPG	10.5	14.3
Daniel Jacobsen PPG	10.0	10.4

RECORDS FROM THE STATE OF INDIANA (Since 2015-16)				
Team	2025-26	Since 2015-16	Pct.	NCAAs
<b>Purdue</b>	<b>7-0</b>	<b>266-90</b>	<b>.747</b>	<b>9</b>
Indiana	7-0	201-135	.598	3
Purdue Fort Wayne	4-5	186-145	.562	
Butler	6-1	183-148	.553	3
Notre Dame	5-3	184-156	.541	3
Ball State	3-5	171-150	.533	
Indiana State	4-4	171-155	.525	
Valparaiso	5-2	165-170	.493	
Evansville	3-5	129-196	.397	
IU Indianapolis	3-6	96-215	.309	

► Through games played Nov. 30, 2025.

HOME RECORDS FROM THE STATE OF INDIANA (Since 2015-16)			
Team	2025-26	Since 2015-16	Pct.
<b>Purdue</b>	<b>4-0</b>	<b>149-15</b>	<b>.909</b>
Indiana	6-0	141-41	.775
Purdue Fort Wayne	4-0	115-38	.752
Butler	4-0	118-47	.715
Notre Dame	4-0	122-49	.713
Indiana State	3-0	102-43	.703
Ball State	2-1	103-50	.673
Valparaiso	4-1	101-56	.643
Evansville	2-2	89-66	.574
IU Indianapolis	2-1	63-67	.485

► Through games played Nov. 30, 2025.

►►► **THE RUN TRACKER:** Purdue is 73-5 in its last 78 games when owning a run of 10-0 or larger, with losses to Fairleigh Dickinson (2023), Auburn, Wisconsin, Indiana and Illinois (2025).

• Purdue has posted runs of 20-0 (Texas Tech) and 25-0 (Eastern Illinois) in consecutive games.

► **RUN TRACKER (7-0 RUNS OR LARGER)**

Run	Purdue	Opponent
7-0	7	2
8-0	2	1
9-0	1	2

▼ **KILL SHOTS (Purdue 9, Opponents 2)**

10-0	2	2
11-0	2	
12-0	1	
13-0	1	
17-0	1	
20-0	1	
25-0	1	
<b>TOTALS</b>	<b>19</b>	<b>7</b>

►►► **QUICK HITTERS:** Purdue basketball has had two coaches in 46 seasons, accounting for 990 wins and 11 Big Ten titles.

• Since the start of the 2022-23 season, Purdue ranks fourth nationally with 94 wins.

• **Daniel Jacobsen** has 17 blocked shots in seven games. Last season's leader, **Trey Kaufman-Renn**, had 11 blocks in 36 games.

• **Braden Smith** and **Fletcher Loyer** have each started a school-record 117 straight games.

• **Fletcher Loyer** is 162-of-357 (.454) from 3-point range since the start of his sophomore season. Among active players that have made at least 150 3-pointers during that span (since start of 2023-24 season), his percentage is first nationally.

• **Fletcher Loyer** is shooting 17-of-27 (.630) from 3-point range in Mackey Arena this season. Since 2023-24, he shoots 53.4 percent (87-of-163) from 3-point range in Mackey Arena.

• When **Fletcher Loyer** makes at least three 3-pointers in a game, Purdue is 32-3 during his career. When he makes at least four 3-pointers in a game, Purdue is 17-0.

• When **Braden Smith** scores 20 points in a game during his career, Purdue is 18-1 (Michigan on Feb. 11, 2025).

• When **Trey Kaufman-Renn** has at least three assists in a game, Purdue is 18-2 during his career.

►►► **NATION'S WINNINGEST TEAMS:** Purdue has become one of America's top programs over the last 10 years.

► **MOST WINS NATIONALLY (Since 2022-23 Season; 4 years)**

Team	Record
Houston	107-15
Connecticut	98-23
Duke	97-22
<b>Purdue</b>	<b>94-23</b>
Gonzaga	91-24
Drake	91-22

► Through games played Nov. 30, 2025.

► **MOST WINS NATIONALLY (Since 2021-22 Season; 5 years)**

Team	Record
Houston	139-21
Duke	129-29
<b>Purdue</b>	<b>123-31</b>
Connecticut	121-33
Gonzaga	119-28
Arizona	119-33

► Through games played Nov. 30, 2025.

► **MOST WINS NATIONALLY (Since 2016-17 Season; 10 years)**

Team	Record
Gonzaga	283-42
Houston	271-56
Duke	256-69
Kansas	249-74
<b>Purdue</b>	<b>240-81</b>
Saint Mary's	237-72

► Through games played Nov. 30, 2025.

►►► **NOVEMBER REIGN:** With the win over Texas Tech, Purdue owns the best record during the month of November since the 2021-22 season. It's lone loss in that timeframe during the month came last season at Marquette.

► **NATION'S BEST NOVEMBER RECORDS (Since 2021-22 Season)**

Team	Record	Pct.
<b>Purdue</b>	<b>35-1</b>	<b>.972</b>
Utah State	31-2	.939
Iowa	31-4	.886
Oklahoma	31-4	.886

► Through the end of November 2025.

►►► **NON-CON DOMINANCE:** Since the start of the 2021-22 season, Purdue is 48-3 during regular-season non-conference play.  
• Purdue is the only team in the country with fewer than six losses during that span [Purdue has three].

► **NATION'S HIGHEST NON-CON WIN PCT. (Since 2021-22 Season)**

Pct.	Team	Record
<b>.941</b>	<b>Purdue</b>	<b>48-3</b>
.893	Iowa State	50-6
.879	Houston	51-7
.865	Duke	45-7

► Regular-season games only. / Through games played Nov. 30, 2025.

►►► **NATION'S BEST SHOOTING TEAM?:** Purdue went 11-of-23 from long distance against Eastern Illinois and since the start of the 2023-24 season, Purdue owns the nation's best 3-point percentage.

► **3-POINT PERCENTAGE SINCE 2023-24 SEASON (Nationally)**

Pct.	Team	3P	3PA
<b>.396</b>	<b>Purdue</b>	<b>689</b>	<b>1,741</b>
.387	Kentucky	739	1,911
.385	Miami, Ohio	691	1,795
.383	Wright State	566	1,476
.383	North Dakota State	705	1,841

► Through games played Nov. 29, 2025.

TEAM STATS BY COMPARISON

Category	Rec.	FG-A	Pct.	3P-A	Pct.	FT-A	Pct.	R-Marg.	APG	TPG	T-Marg.	Off.	Def.	Marg.
<b>Overall</b>	7-0	231-448	.516	74-175	.423	92-121	.760	+11.7	21.0	9.6	+0.9	89.7	68.0	+21.7
<b>Non-Conf.</b>	7-0	231-448	.516	74-175	.423	92-121	.760	+11.7	21.0	9.6	+0.9	89.7	68.0	+21.7
<b>Big Ten</b>	0-0													
<b>Curr. Streak</b>	Win-7	231-448	.516	74-175	.423	92-121	.760	+11.7	21.0	9.6	+0.9	89.7	68.0	+21.7
<b>Last 5 Games</b>	5-0	171-321	.533	48-111	.432	69-90	.767	+16.8	20.6	11.0	-0.2	91.8	69.6	+22.2
<b>Last 10 Games</b>	7-0	231-448	.516	74-175	.423	92-121	.760	+11.7	21.0	9.6	+0.9	89.7	68.0	+21.7
<b>November</b>	7-0	231-448	.516	74-175	.423	92-121	.760	+11.7	21.0	9.6	+0.9	89.7	68.0	+21.7
<b>Home</b>	4-0	136-259	.525	46-110	.418	57-72	.792	+9.3	23.0	8.8	+2.8	93.8	67.3	+26.5
<b>Away</b>	1-0	31-66	.470	9-21	.429	16-23	.696	+24.0	16.0	10.0	-4.0	87.0	80.0	+7.0
<b>Neutral</b>	2-0	64-123	.520	19-44	.432	19-26	.731	+10.5	19.5	11.0	-0.5	83.0	63.5	+19.5
<b>Ranked</b>	2-0	65-124	.524	17-35	.486	26-38	.684	+21.0	17.5	10.5	-3.0	86.5	68.0	+18.5
<b>Unranked</b>	5-0	166-324	.512	57-140	.407	66-83	.795	+8.0	22.4	9.2	+2.4	91.0	68.0	+23.0
<b>Wins</b>	7-0	231-448	.516	74-175	.423	92-121	.760	+11.7	21.0	9.6	+0.9	89.7	68.0	+21.7
<b>Losses</b>	0-0													

►►► **SIZZLIN' AT HOME:** Since the start of the 2023-24 season, Purdue owns the nation's best 3-point percentage in games played in their home facility.

► **3-POINT PERCENTAGE AT HOME SINCE 2023-24 SEASON**

Pct.	Team	3P	3PA
<b>.432</b>	<b>Purdue</b>	<b>356</b>	<b>825</b>
.421	Miami, Ohio	378	897
.414	UNC Greensboro	312	753
.413	Howard	297	720

► Through games played Nov. 29, 2025.

►►► **90 IS AUTOMATIC:** Purdue has gone 13,889 days since losing when scoring 90 or more points, having won 130 straight games (68-0 under **Matt Painter**). Purdue's last loss when scoring 90 or more points was on Nov. 24, 1987 to Iowa State (L, 104-96).

►►► **WINNING WITH TURNOVERS:** Since the 2021-22 season, Purdue is 65-7 when forcing 10 or more turnovers in a game.

►►► **WINNING AT 80:** Purdue is 113-5 since the 2017-18 season when scoring at least 80 points (Illinois, 3-7-25; Wisconsin, 2-15-25; Northwestern, 12-1-23; Notre Dame, 12-15-18; Virginia Tech, 11-18-18).

►►► **THE EXTRA-POSSESSION BATTLE:** Purdue is 163-15 under Painter when winning both the rebound and turnover battles. On the flipside, Purdue is 6-52 when losing both categories.

►►► **POLL POSITION:** Since the start of the 2021-22 season, Purdue has been ranked in 83 of 85 AP Top 25 polls.

► **LONGEST STREAKS OF BEING RANKED (Purdue History)**

No.	Dates
<b>64</b>	<b>Nov. 21, 2022 to present</b>
64	Preseason 2007-08 to Final 2010-11

►►► **AT THE TOP OF THE POLL:** Prior to the 2021-22 season, Purdue had never been ranked No. 1. Since then, the Boilermakers have spent 17 weeks at the No. 1 spot, having been ranked No. 1 in parts of four of the last five seasons (2022, 2023, 2024, 2026).

► **WEEKS RANKED NO. 1 SINCE THE 2021-22 SEASON**

No.	Team	Last Time
<b>17</b>	<b>Purdue</b>	<b>Nov. 17, 2025</b>
11	Auburn	March 3, 2025
11	Houston	Nov. 10, 2025

► **CONSECUTIVE WEEKS RANKED IN THE AP TOP 25**

No.	Team	Last Outside Top 25
111	Houston	Jan. 13, 2020
85	Tennessee	March 1, 2021
<b>64</b>	<b>Purdue</b>	<b>Nov. 14, 2022</b>
49	Duke	Feb. 27, 2023
47	Kentucky	Final Poll - 2023
39	Auburn	Dec. 25, 2023
37	Iowa State	Jan. 8, 2024

► **WEEKS RANKED IN AP TOP-25 POLL (since 2021-22; 85 polls)**

No.	Team	Streak in top 25
85	Houston	111
85	Tennessee	85
<b>83</b>	<b>Purdue</b>	<b>64</b>
79	Kansas	1
78	Duke	49

• Prior to the 2021-22 season, Purdue had been ranked in the AP Top 5, for just 37 weeks in school history.

► **WEEKS RANKED IN AP TOP-5 (since 2021-22; 85 polls)**

No.	Team	Streak in top 5
<b>54</b>	<b>Purdue</b>	<b>5</b>
48	Houston	---
35	Kansas	---
34	Connecticut	5
29	Duke	4
29	Auburn	---

► **WEEKS RANKED IN AP TOP-10 (since 2021-22; 85 polls)**

No.	Team	Streak in top 10
<b>66</b>	<b>Purdue</b>	<b>5</b>
65	Kansas	---
64	Houston	16
58	Duke	22
50	Tennessee	---

• In the Associated Press poll, teams get points based on how high voters rank them each week. Purdue has the second-most AP Poll points since the start of the 2021-22 season.

► **MOST AP POLL POINTS SINCE 2021-22 SEASON (85 polls)**

Total	Team	Pts. / Poll
100,744	Houston	1,185.2
<b>99,472</b>	<b>Purdue</b>	<b>1,170.3</b>

►►► **ELITE KENPOM COMPANY:** Purdue is one of two schools to rank in the KenPom Top 25 in each of the last 11 years (including this year), where Purdue is ranked No. 2.

► **KENPOM TOP 25 IN EACH OF LAST 11 YEARS**

Team	16	17	18	19	20	21	22	23	24	25	26
<b>Purdue</b>	<b>9</b>	<b>19</b>	<b>5</b>	<b>9</b>	<b>24</b>	<b>25</b>	<b>14</b>	<b>7</b>	<b>3</b>	<b>15</b>	<b>2</b>
Gonzaga	21	1	10	2	2	1	1	8	12	8	5



GAME 08 // RUTGERS // DECEMBER 2, 2025

►►► **SENIOR CLASS CHASES BIG TEN STANDARD:** Purdue's senior class has picked up 45 wins in league play, needing just 15 wins to set the record for most wins by a senior class in Big Ten history.

► **WINS IN BIG TEN PLAY OVER 4-YEAR SPAN**

No.	Team	Class of	Wins by Year
59	Purdue	2025	14, 15, 17, 13
59	Purdue	2024	13, 14, 15, 17
59	Indiana	1978	18, 18, 11, 12
59	Indiana	1977	12, 18, 18, 11
45	Purdue	2026	15, 17, 13

• Purdue needs just 14 Big Ten wins to set the record for most Big Ten wins over a five-year span.

► **WINS IN BIG TEN PLAY OVER 5-YEAR SPAN**

No.	Team	Class of	Wins by Year
72	Purdue	2025	13, 14, 15, 17, 13
71	Indiana	1978	12, 18, 18, 11, 12
70	Indiana	1977	11, 12, 18, 18, 11
59	Purdue	2026	14, 15, 17, 13

►►► **PILING UP THE WINS:** The senior class needs six wins to become the eighth class in school history with 100 career wins. It needs 22 wins to tie the record for most wins in a senior class at Purdue, set by last year's senior class (2025).

► **MOST WINS BY A SENIOR CLASS (Purdue History)**

Year	Total	Pct.	Record by Years
2025	116-31	.789	29-8 (2022), 29-6, 34-5, 24-12
2024	110-29	.791	18-10 (2021), 29-8, 29-6, 34-5
2019	109-34	.762	26-9 (2016), 27-8, 30-7, 26-10
2011	107-33	.764	25-9 (2008), 27-10, 29-6, 26-8
2018	104-37	.738	21-13 (2015), 26-9, 27-8, 30-7
2012	104-37	.738	27-10 (2009), 29-6, 26-8, 22-13
2010	103-37	.736	22-12 (2007), 25-9, 27-10, 29-6
2026	94-23	.803	29-6 (2023), 34-5, 24-12, 7-0

► **MOST WINS BY A SENIOR CLASS (Big Ten History)**

Year	Team	Total	Record by Year
2013	Ohio State	123-27	29-8, 34-3, 31-8, 29-8
2014	Ohio State	119-29	34-3, 31-8, 29-8, 25-10
2025	Purdue	116-31	29-8, 29-6, 34-5, 24-12
2012	Ohio State	116-30	22-11, 29-8, 34-3, 31-8
2001	Michigan State	115-25	22-8, 33-5, 32-7, 28-5
2015	Wisconsin	115-34	26-10, 23-12, 30-8, 36-4
2017	Wisconsin	115-35	30-8, 36-4, 22-13, 27-10
2005	Illinois	114-25	26-9, 25-7, 26-7, 37-2
2006	Illinois	114-23	25-7, 26-7, 37-2, 26-7
2026	Purdue	94-23	29-6, 34-5, 24-12, 7-0

►►► **RANKED DUBS:** Since the start of the 2017-18 season, Purdue has 44 wins over nationally-ranked teams, the third-most wins nationally. Purdue is 44-35 against ranked teams during that span.

► **MOST WINS VS. RANKED TEAMS (Since 2017-18 Season)**

Team	2025-26	Since 17-18
Kansas	1-2	55-40
Michigan State	3-0	49-39
Purdue	2-0	44-35
Tennessee	1-0	42-34
Alabama	2-2	42-40

► Through games played Nov. 30, 2025.

• Purdue is 14-5 (.737) against top-15 teams since the start of the 2022-23 season, the best record in college basketball. Just two of the 14 wins have come inside Mackey Arena.

► **BEST RECORD VS. TOP-15 TEAMS (Since 2022-23 Season)**

Team	2025-26	Since 21-22	Win %
Purdue	2-0	14-5	.737
Connecticut	2-1	15-8	.652
Tennessee	1-0	17-11	.607
Arizona	3-0	12-8	.600

► Min. 10 games played. / Through games played Nov. 30, 2025.

►►► **MORE ON THE SCHEDULE:** Purdue has owned a top-20 schedule in five of the last seven seasons.

► **KENPOM STRENGTH OF SCHEDULE SINCE 2018-19**

Year	Schedule Rank	Record
2018-19	4th	26-10
2019-20	6th	16-15
2020-21	11th	18-10
2021-22	33rd	29-8
2022-23	32nd	29-6
2023-24	2nd	34-5
2024-25	8th	24-12
2025-26	66th	7-0

• Since the 2016-17 season, Purdue owns a 104-68 record against teams ranked in the KenPom top-50 (end of the season ranking). The 104 wins are second nationally.

• Since the start of the 2023-24 season, Purdue owns 26 wins against the KenPom top-50 (15-5 in 2024; 9-11 in 2025; 2-0 in 2026).

► **KENPOM TOP-50 WINS (Since 2016-17 Season)**

Team	2025-26	Since 2016-17
Kansas	1-2	118-64
Purdue	2-0	104-68
Michigan	5-0	95-79
Michigan State	3-0	94-77
Duke	3-0	91-47
Baylor	1-1	91-74

►►► **POWER IN POWER CONFERENCES:** Purdue boasts the second-best conference record among all power-conference teams since the start of the 2016-17 season, owning a 126-49 record during conference play, trailing only Duke in winning percentage.

• Purdue's 126 conference wins over the last eight seasons are the tied for the most among power-conference programs (Duke - 126), and fifth overall (Gonzaga - 135; Houston - 135; Belmont - 133; Vermont - 128).

► **CONFERENCE RECORDS AMONG POWER-CONF. TEAMS**

Pct.	Team	Since 16-17	2025-26
.733	Duke	126-46	
.720	Purdue	126-49	
.720	Kansas	118-46	
.702	Virginia	120-51	
.702	Kentucky	113-48	

► Through end of 2024-25 season. // since 2016-17 season.

► In a power conference during the entire time.

►►► **STUFFING THE STATSHEET:** Something to watch all season will be the numbers that **Braden Smith** gets to.

• With almost a full season to play, Smith is already one of six players in NCAA history to have scored at least 1,400 points, dish out 800 assists and grab 550 rebounds. **He is the only Big Ten player to ever reach those marks.**

► **1,400 PTS, 800 ASTS, 550 REBS (Career, NCAA History)**

Player (Team)	Pts.	Ast.	Reb.	Yrs.
Braden Smith (Purdue)	1,466	821	560	2023-p.
Darius Brown II (3 Schools)	1,622	826	672	2019-24
Jalen Pickett (Penn St., Siena)	2,207	841	780	2019-23
D.J. Cooper (Ohio)	2,075	934	620	2010-13
Jared Jordan (Marist)	1,538	813	557	2004-07
Pooh Richardson Jr. (UCLA)	1,461	833	565	1986-89

►►► **CONSISTENCY IS KEY:** Braden Smith and Fletcher Loyer have played every game in a Purdue uniform, playing all 116 games in a career that dates to Nov. 7, 2022, vs. Milwaukee.

► **MOST GAMES PLAYED IN THE SAME UNIFORM**

Player (Team)	Games	Possible	Missed
Alex Karaban (Connecticut)	118	121	3
Fletcher Loyer (Purdue)	117	117	0
Braden Smith (Purdue)	117	117	0
Ben Gold (Marquette)	115	115	0
Emanuel Sharp (Houston)	115	122	7

► Through games played Nov. 29, 2025.

SMITH BY THE NUMBERS

1,466	821	560	191
POINTS	ASSISTS	REBOUNDS	STEALS

►►► **HIS CURRENT PACE:** Smith needs 256 assists to set the NCAA career assists record (1,076 by **Bobby Hurley**).

► **PACE NEEDED AT GAME INTERVALS (GAMES LEFT TO PLAY)**

- 34-game season (256 assists / 27 games) = 9.48 assists / game
- 35-game season (256 assists / 28 games) = 9.14 assists / game
- 36-game season (256 assists / 29 games) = 8.83 assists / game
- 37-game season (256 assists / 30 games) = 8.53 assists / game
- 38-game season (256 assists / 31 games) = 8.26 assists / game
- 39-game season (256 assists / 32 games) = 8.00 assists / game

► **NOTABLE NCAA MILESTONES (CAREER)**

- 1,500-point, 1,000-assist players ... **Bobby Hurley** (Duke)
- 1,000-assist, 500-rebound players ... **Ed Cota** (North Carolina)
- 1,500-point, 1,000-assist, 500-rebound players ... None ... needs 34 points and 179 assists to reach those marks.

►►► **WHAT A CAREER:** Smith has already had a remarkable career and is one of five players in NCAA history to have played at least 75 games and average 12.0 PPG, 7.0 APG and 4.5 RPG for his career. • He is the first player since **Mike D'Antoni** from Marshall in 1971 to 73 to reach those numbers.

► **AVG. 12.0 PPG, 7.0 APG, 4.5 RPG (NCAA HISTORY)**

Year	Player (Team)	GP	PPG	APG	RPG
2023-p.	Braden Smith (Purdue)	117	12.5	7.0	4.8
1971-73	Mike D'Antoni (Marshall)	80	15.3	8.7	4.5
1970-72	Chris Ford (Villanova)	91	15.8	7.0	6.0
1958-60	Oscar Robertson (Cincinnati)	88	33.8	7.1	15.2
1950-52	Dick Groat (Duke)	82	23.0	7.6	7.6

►►► **SETTING THE STANDARD:** Braden Smith owns the top-two single-season assist totals in Big Ten history.

► **ASSISTS IN A SEASON (Big Ten History)**

Player (Team)	No.	Year
Braden Smith (Purdue)	313	2024-25
Braden Smith (Purdue)	292	2023-24
Cassius Winston (Michigan State)	291	2018-19

► **CAREER ASSISTS (Big Ten History)**

Rk.	Player (Team)	GP	Asts.	Years
1.	Cassius Winston (Michigan State)	139	890	2017-20
2.	Braden Smith (Purdue)	117	821	2023-pr.
3.	Mateen Cleaves (Michigan State)	123	816	1997-00

► **CAREER ASSISTS PER GAME (Big Ten History)**

Rk.	Player (Team)	GP	Asts.	APG	Years
1.	Magic Johnson (Michigan St.)	62	491	7.92	1978-79
2.	Braden Smith (Purdue)	117	821	7.02	2023-pr.

► Minimum 50 games played.

► **CAREER ASSISTS (NCAA Tournament)**

Rk.	Player (Team)	GP	Asts.	Years
1.	Bobby Hurley (Duke)	20	145	1990-93
2.	Ed Cota (North Carolina)	16	118	1997-00
3.	Sherman Douglas (Syracuse)	14	106	1986-89
4.	Aaron Miles (Kansas)	16	104	2002-05
5.	Greg Anthony (UNLV)	15	100	1989-91
16.	Braden Smith (Purdue)	10	84	2023-pr.

► **CAREER ASSISTS PER GAME (NCAA Tournament)**

Rk.	Player (Team)	GP	Asts.	APG	Years
1.	Rumeal Robinson (Michigan)	11	93	8.45	1988-90
2.	Braden Smith (Purdue)	10	84	8.40	2023-pr.
3.	Sherman Douglas (Syracuse)	14	106	7.57	1986-89
4.	Ed Cota (North Carolina)	16	118	7.38	1997-00
5.	Bobby Hurley (Duke)	20	145	7.25	1990-93

► Minimum 10 games played.

►►► **THE 15-ASSIST MAN:** Braden Smith has had 15 assists in a game four times during his career, including twice in the NCAA Tournament – the only player in NCAA history to do so.

► **15-ASSIST GAMES BY A BIG TEN PLAYER (Big Ten History)**

No.	Player (Team)	Years
4	Braden Smith (Purdue)	2023-pres.
2	Elijah Hawkins (Minnesota)	2024
1	19 Players	

►►► **CLIMBING THE NCAA ASSIST LIST:** Braden Smith is on pace to become the fifth player in NCAA history with 1,000 career assists.

► **CAREER ASSISTS (NCAA History)**

Rk.	Player (Team)	GP	Asts.	Years
1.	Bobby Hurley (Duke)	140	1,076	1990-93
2.	Chris Corchiani (North Car. State)	124	1,038	1988-91
3.	Ed Cota (North Carolina)	138	1,030	1997-00
4.	Jason Brickman (LIU Brooklyn)	130	1,007	2011-14

36.	Danny Tarkanian (UNLV)	95	837	1982-84
37.	Chris Thomas (Notre Dame)	128	833	2002-05
38.	Pooh Richardson Jr. (UCLA)	122	833	1986-89
39.	Ace Baldwin Jr. (2 schools)	143	831	2021-25
40.	Sean Tuohy (Ole Miss)	117	830	1979-82
41.	Butch Moore (SMU)	125	828	1983-86
42.	Darius Brown II (3 schools)	165	826	2019-24
43.	Ronald Moore (Siena)	135	823	2007-10
44.	Braden Smith (Purdue)	116	821	2023-pr.

►►► **20-10 VISION:** Braden Smith had four 20-point, 10-assist games last season (Maryland, Toledo, Minnesota, Michigan). Prior to last season, there had been two 20-point, 10-assist games in school history, the last one coming in February 1988.

► **20-POINT, 10-ASSIST GAMES (Purdue History)**

Player vs. Opponent	Pts.	Asts.	Date
Braden Smith vs. [21] Michigan	24	10	1-24-25
Braden Smith vs. Minnesota	20	10	1-2-25
Braden Smith vs. Toledo	34	12	12-29-24
Braden Smith vs. Maryland	24	10	12-8-24
Troy Lewis vs. Indiana	22	14	2-21-88
Everette Stephens vs. Michigan State	22	10	1-3-87

►►► **SPREADING THE WEALTH:** Braden Smith has dished out assists to 20 different players during his career at Purdue.

• He has helped produce 3,454 points (points and assists), good for 37.7 percent (3,454 of 9,163) of Purdue's points during his career.

• Of Fletcher Loyer's 221 career 3-pointers, 104 of them have been assisted by Braden Smith (47.1 percent).

► **BRADEN SMITH'S CAREER ASSIST TRACKER**

No.	Player	2P	3P	And-1's	Pts.
163	Trey Kaufman-Renn	155	8	12	345
156	Zach Edey	155	1	9	322
153	Fletcher Loyer	49	104	6	416
56	Mason Gillis	8	48		160
55	Lance Jones	16	39		149
40	Myles Colvin	16	24	1	105
39	Camden Heide	19	20	1	99
37	Caleb Furst	32	5	2	81
26	C.J. Cox	9	17	1	70
19	Gicarri Harris	8	11	1	50
14	Ethan Morton	1	13		41
13	Brandon Newman	4	9		35
14	Oscar Cluff	14			28
11	Daniel Jacobsen	11			22
6	David Jenkins Jr.	1	5		17
6	Raleigh Burgess	4	2		14
5	Jack Benter	2	3		13
4	Will Berg	4			8
3	Omer Mayer		3		9
1	Liam Murphy		1		3
821	20 Players	508	313	33	1,988

►►► **10 FOR A DIME:** Braden Smith now has 27 career 10-assist games, ranking 11th in NCAA history for 10-assist games.

► **MOST 10-ASSIST GAMES (NCAA; Career)**

No.	Player (Team)	GP	Years
49	Chris Corchiani (North Carolina State)	124	1988-91
40	Jason Brickman (LIU Brooklyn)	130	2011-14
36	Doug Gottlieb (Notre Dame, Okie State)	124	1996-00
33	Bobby Hurley (Duke)	140	1990-93
32	Kay Felder (Oakland)	101	2014-16
32	Ed Cota (North Carolina)	138	1997-00
31	Yuri Collins (Saint Louis)	116	2020-23
30	Scott Machado (Iona)	132	2009-12
29	Jared Jordan (Marist)	117	2004-07
28	Ryan Nembhard (Creighton, Gonzaga)	134	2022-25
27	Braden Smith (Purdue)	117	2023-p.

►►► **THAT ELUSIVE TRIPLE-DOUBLE:** Braden Smith is on the hunt for that elusive triple-double and has been so close many times, being within three statistical numbers 10 times during his career.

► **BRADEN SMITH'S NEAR TRIPLE-DOUBLES**

Date	Opponent	P	A	R	Margin
11-10-23	Morehead State	11	11	8	-2
11-28-23	Texas Southern	19	10	9	-1
1-23-24	Michigan	11	10	7	-3
2-15-24	Minnesota	16	9	8	-3
2-25-24	Michigan	11	11	8	-2
3-10-24	Wisconsin	10	10	8	-2
3-29-24	[18] Gonzaga	14	15	8	-2
11-4-24	Texas A&M / Corpus Christi	12	15	8	-2
1-24-25	[21] Michigan	24	10	7	-3
3-7-25	Illinois	18	12	9	-1

►►► **MAGIC NUMBER IS 30:** When Braden Smith and Fletcher Loyer combine for at least 30 points in a game during their careers, Purdue is 26-2, losing to Michigan on Feb. 11, 2025, and on March 7, 2025, to Illinois.

► **GAMES WITH 30+ COMBINED POINTS FOR LOYER AND SMITH**

Date	Game	Loyer	Smith	Total	Result
12-10-22	Nebraska	22	8	30	W, 65-62
1-8-23	Penn State	17	15	32	W, 76-63
1-13-23	Nebraska	27	10	37	W, 73-55
2-9-23	Iowa	17	24	41	W, 87-73
11-21-23	[7] Tennessee	27	6	33	W, 71-67
12-9-23	Alabama	4	27	31	W, 92-86
12-16-23	[1] Arizona	27	26	53	W, 92-84
2-4-24	[6] Wisconsin	12	19	31	W, 75-69
3-2-24	Michigan State	15	23	38	W, 80-74
11-4-24	Texas A&M-CC	21	12	33	W, 90-73
11-11-24	Yale	14	22	36	W, 92-84
11-15-24	[2] Alabama	17	17	34	W, 87-78
11-29-24	[23] Ole Miss	13	18	31	W, 80-78
12-8-24	Maryland	24	12	36	W, 83-78
12-29-24	Toledo	17	34	51	W, 83-64
1-2-25	Minnesota	24	20	44	W, 81-61
1-5-25	Northwestern	9	22	31	W, 79-61
1-24-25	[21] Michigan	18	24	42	W, 91-64
1-31-25	Indiana	15	24	39	W, 81-76
2-4-25	Iowa	9	31	40	W, 90-81
2-11-25	[20] Michigan	15	24	39	L, 73-75
2-28-25	UCLA	11	23	34	W, 76-66
3-4-25	Rutgers	23	23	46	W, 100-71
3-7-25	Illinois	14	18	32	L, 80-88
11-4-25	Evansville	30	6	36	W, 82-61
11-7-25	Oakland	15	20	36	W, 87-77
11-13-25	[8] Alabama	7	29	36	W, 87-80
11-16-25	Akron	16	16	32	W, 97-79

►►► **FLETCHER ON FIRE:** Against Evansville, Fletcher Loyer became the fourth player in school history with at least 1,300 points, 200 made 3-pointers and 200 assists in a career.

► **1,300 POINTS, 200 3-PTRS, 200 ASSISTS (Purdue History)**

Years	Player	Pts.	3PM	Asts.
2023-p.	Fletcher Loyer	1,394	221	233
2017-19	Carsen Edwards	1,920	281	270
2008-12	Robbie Hummel	1,763	215	263
2008-11	E'Twaun Moore	2,119	238	400

• Loyer is one of eight active players nationally with 1,300 career points, 200 made 3-pointers, 200 made free throws and 200 assists.

► **1,300 POINTS, 200 3-PTRS, 200 FTS, 200 ASTS (Active)**

Player (Team)	Pts.	3PM	FTM	Asts.
Tucker DeVries (3 Schools)	2,111	302	395	307
Honor Huff (3 Schools)	1,591	316	297	250
Jaron Pierre Jr. (4 schools)	1,522	226	214	224
Ryan Conwell (4 Schools)	1,494	263	287	256
Jordan Pope (2 schools)	1,445	206	226	272
Fletcher Loyer (Purdue)	1,394	221	299	233
Houston Mallette (2 Schools)	1,384	211	219	222
Simeon Cottle (Kennesaw St.)	1,350	209	289	234

► Through games played Nov. 29, 2025.

►►► **ONE OF THE FEW:** A year ago, Trey Kaufman-Renn became just the third player in Big Ten history to average 20.0 points, 6.0 rebounds, 2.0 assists and shoot at least 59 percent from the field.

► **20.0 PPG, 6.0 RPG, 2.0 APG, 59 FG % (NCAA History / Power 4)**

Player (Team)	PPG	RPG	APG	FG %	Year
Trey Kaufman-Renn (Purdue)	20.1	6.5	2.2	.595	2025
Zach Edey (Purdue)	25.2	12.2	2.0	.623	2024
Evan Eschmeyer (Northwestern)	21.7	10.7	2.5	.610	1998

►►► **ALL-SNUBBED TEAM:** A year ago, Trey Kaufman-Renn became just the third player in Big Ten history to average 20.0 points, 6.0 rebounds, 2.0 assists and shoot at least 59 percent from the field. • In NCAA history, there have been 16 players from "power" schools to reach those marks, four of them were NOT named All-American, including Trey Kaufman-Renn.

► **20.0 PPG, 6.0 RPG, 2.0 APG, 59 FG % (Power Team History)**

Player (Team)	Honor	Year
Trey Kaufman-Renn (Purdue)	---	2025
Zach Edey (Purdue)	NPOY	2024
Drew Timme (Gonzaga)	1st team AA	2023
Obi Toppin (Dayton)	NPOY	2020
Zion Williamson (Duke)	NPOY	2019
Blake Griffin (Oklahoma)	NPOY	2009
Andrew Bogut (Utah)	NPOY	2005
Michael Bradley (Villanova)	2nd team AA	2001
Evan Eschmeyer (Northwestern)	---	1998
Tim Duncan (Wake Forest)	NPOY	1997
Corliss Williamson (Arkansas)	2nd team AA	1994
Rodney Rogers Jr. (Wake Forest)	---	1992
Larry Johnson (UNLV)	NPOY	1991
Larry Johnson (UNLV)	1st team AA	1990
Shaun Vandiver (Colorado)	---	1990
Horace Grant (Clemson)	2nd team AA	1987
Marques Johnson (UCLA)	NPOY	1977

►►► **SOMETHING TO WATCH FOR:** Should Trey Kaufman-Renn be eventually named an All-American, he would become just the second player EVER to redshirt (not via transfer / medical) and become an All-American (Alec Kessler - Georgia, 1990; 2nd UPI).

GAME 08 // RUTGERS // DECEMBER 2, 2025

►►► **ELITE AT EVERY POSITION:** The Naismith Memorial Basketball Hall of Fame has announced their watch lists for its annual position awards handed out at the end of the season.

• Purdue is one of five schools with at least four players nominated.

► **MOST PLAYERS ON POSITION AWARD WATCH LIST**

Team (No.)	Cousy	West	Erving	Malone	Jabbar
Connecticut (5)	✓	✓	✓	✓	✓
Houston (5)	✓	✓	✓	✓	✓
<b>Purdue (4)</b>	✓		✓	✓	✓
Duke (4)		✓	✓	✓	✓
Florida (4)	✓	✓		✓	

►►► **MOVING UP THE WINS LIST:** In its 128th season of competition, Purdue is in 10th place on the NCAA's all-time wins list.

► **NCAA'S ALL-TIME WINS LEADERS**

Team	Years	2025-26	Wins	Losses
Kentucky	123rd	5-2	2,427	772
Kansas	128th	6-2	2,420	911
North Carolina	116th	6-1	2,401	875
Duke	121st	8-0	2,343	933
UCLA	107th	5-2	2,030	918
Temple	130th	4-3	2,014	1,175
Syracuse	125th	4-3	2,011	998
Notre Dame	123rd	5-3	1,983	1,130
St. John's	119th	4-3	1,977	1,106
<b>Purdue</b>	<b>128th</b>	<b>7-0</b>	<b>1,960</b>	<b>1,092</b>
Indiana	126th	7-0	1,957	1,130
Illinois	121st	6-2	1,936	1,088
Cincinnati	125th	5-2	1,935	1,097

► Through games played Nov. 29, 2025.

►►► **THE USUAL SUSPECT EVERY YEAR:** Purdue has finished in the Big Ten's top four in 15 of the last 19 seasons under **Matt Painter**.

► **BIG TEN FINISHES UNDER MATT PAINTER**

Year	Place	Record	Champ
2005-06	11th	3-13	Ohio State
<b>2006-07</b>	<b>T-4th</b>	<b>9-7</b>	<b>Ohio State</b>
<b>2007-08</b>	<b>2nd</b>	<b>15-3</b>	<b>Wisconsin</b>
<b>2008-09</b>	<b>T-2nd</b>	<b>11-7</b>	<b>Michigan St.</b>
<b>2009-10</b>	<b>T-1st</b>	<b>14-4</b>	<b>MSU, OSU, Purdue</b>
<b>2010-11</b>	<b>2nd</b>	<b>14-4</b>	<b>Ohio State</b>
2011-12	6th	10-8	Mich, MSU, OSU
2012-13	T-7th	8-10	Indiana
2013-14	12th	5-13	Michigan
<b>2014-15</b>	<b>T-3rd</b>	<b>12-6</b>	<b>Wisconsin</b>
<b>2015-16</b>	<b>T-3rd</b>	<b>12-6</b>	<b>Indiana</b>
<b>2016-17</b>	<b>1st</b>	<b>14-4</b>	<b>Purdue</b>
<b>2017-18</b>	<b>T-2nd</b>	<b>15-3</b>	<b>Michigan St.</b>
<b>2018-19</b>	<b>T-1st</b>	<b>16-4</b>	<b>Purdue, Mich. St.</b>
2019-20	T-10th	9-11	Md., Mich. St., Wisconsin
<b>2020-21</b>	<b>4th</b>	<b>13-6</b>	<b>Michigan</b>
<b>2021-22</b>	<b>3rd</b>	<b>14-6</b>	<b>Illinois, Wisconsin</b>
<b>2022-23</b>	<b>1st</b>	<b>15-5</b>	<b>Purdue</b>
<b>2023-24</b>	<b>1st</b>	<b>17-3</b>	<b>Purdue</b>
<b>2024-25</b>	<b>T-4th</b>	<b>13-7</b>	<b>Mich. St.</b>

►►► **THE WINNING WAYS:** Purdue is one of three schools in college basketball history to have three coaches win at least 350 games at that school.

► **SCHOOLS WITH THREE COACHES WITH 350 WINS**

School	Wins	Coach
Kansas	630	Bill Self
	590	Phog Allen
	418	Roy Williams
Purdue	512	Gene Keady
	<b>478</b>	<b>Matt Painter</b>
	371	Ward Lambert
Villanova	520	Jay Wright
	413	Alex Severance
	355	Rollie Massimino

• In addition, **Matt Painter** needs 22 wins to give Purdue two coaches with 500 or more wins at the school. Reaching 500 wins would make Purdue the third team with two coaches with at least 500 victories (Arizona; Kansas).

►►► **ALMA MATER SUCCESS:** **Matt Painter** has spent over 25 years at his alma mater with a wide array of success as a player, assistant coach and now head coach.

• Now in his 26th season (four as a player, one as assistant coach, 21 as a head coach), Painter has been involved in 560 wins and 19 NCAA Tournaments.

► **MOST WINS BY A COACH AFFILIATED WITH ALMA MATER**

Wins	Name (School)	Player Asst.	Head	2026
627	Johnny Tauer (St. Thomas)	88	242	291
<b>560</b>	<b>Matt Painter (Purdue)</b>	<b>75</b>	<b>7</b>	<b>471</b>
553	Casey Alexander (Belmont)	119	287	140
439	Hubert Davis (North Carolina)	102	230	101
431	Jon Scheyer (Duke)	115	219	89

► Through games played Nov. 29, 2025.

►►► **STICKING AROUND:** **Matt Painter** is in his 21st season at Purdue, tied for the ninth-longest active tenure for a head coach at one school in NCAA Division I basketball.

► **MOST SEASONS AT ONE SCHOOL (NCAA Division I)**

Name (School)	Yrs.	2025-26	Rec. at School
Greg Kampe (Oakland)	42nd	3-5	718-560
Tom Izzo (Michigan State)	31st	7-0	744-302
Mark Few (Gonzaga)	27th	7-1	749-153
James Jones (Yale)	27th	6-1	424-320
Randy Bennett (Saint Mary's)	25th	8-1	570-223
Scott Drew (Baylor)	23rd	5-1	471-260
Bill Self (Kansas)	23rd	6-2	630-158
Gary Manchel (Mercyhurst)	23rd	3-4	391-239
<b>Matt Painter (Purdue)</b>	<b>21st</b>	<b>7-0</b>	<b>478-215</b>
Chris Mooney (Richmond)	21st	6-1	364-291
Jon Judkins (Utah Tech)	21st	5-5	331-199

► Through games played Nov. 29, 2025.

►►► **REACHING A MILESTONE:** With the win over Akron, **Matt Painter** became the 16th active coach with 500 NCAA Division I victories, and the seventh fastest of the group.

► **QUICKEST TO 500 VICTORIES (Active Division I Coaches)**

Coach (Current Team)	Gms. to 500 Wins
Mark Few (Gonzaga)	612
John Calipari (Arkansas)	652
Bill Self (Kansas)	662
Rick Pitino (St. John's)	689
Tom Izzo (Michigan State)	699
Randy Bennett (Saint Mary's)	704
<b>Matt Painter (Purdue)</b>	<b>720</b>
Mick Cronin (UCLA)	732
Jamie Dixon (TCU)	745
Rick Barnes (Tennessee)	750

►►► **STREAKING IN MARCH:** Purdue has earned 10 straight NCAA Tournament berths. The streak is the second-longest among Big Ten teams (Michigan State - 27; Purdue - 10) and the fourth-longest streak nationally.

► **LONGEST ACTIVE NCAA TOURNAMENT STREAK**

No.	Team	Last
35	Kansas	1989
27	Michigan State	1997
26	Gonzaga	1998
<b>10</b>	<b>Purdue</b>	<b>2014</b>

► **LONGEST NCAA TOURNAMENT STREAK (Big Ten History)**

No.	Team	Years
27	Michigan State	1998-pres.
19	Wisconsin	1999-17
18	Indiana	1986-03
<b>10</b>	<b>Purdue</b>	<b>2015-pres.</b>

►►► **WINNING BY POSITION:** Since the introduction of the Naismith Basketball Hall of Fame position awards (Cousy, West, Erving, Malone, Abdul-Jabbar) in 2015, Purdue representatives have won four awards by three different positions (**Carsen Edwards** - West; **Zach Edey** - Abdul-Jabbar twice; **Braden Smith** - Cousy).

• Purdue's four awards won are the second most in the country (Villanova - 5), while the three positions won are tied for the most in the country (Purdue, Gonzaga, Duke, Kentucky).

► **MOST POSITIONAL AWARDS WON BY SCHOOL**

Team (No.)	Cousy	West	Erving	Malone	Jabbar
Villanova (5)	✓	✓	✓	✓	✓
<b>Purdue (4)</b>	✓	✓			✓
Gonzaga (4)			✓	✓	✓
Duke (4)		✓	✓	✓	

►►► **7-FOOT UNIVERSITY:** With 7-foot, 4-inch **Daniel Jacobsen** on the roster, Purdue has now had a 7-footer on the roster for 14 straight years.

• Purdue has had a player that stands 7-foot, 2-inches or taller on its roster for 12 straight years. The streak COULD grow to 15 years at the end of Jacobsen's eligibility.

► **14 STRAIGHT YEARS OF 7-FOOTERS**

Year	Player (Ht.)
2012-13	A.J. Hammons (7-0)
2013-14	A.J. Hammons (7-0)
2014-15	Isaac Haas (7-2), A.J. Hammons (7-0)
2015-16	Isaac Haas (7-2), A.J. Hammons (7-0)
2016-17	Isaas Haas (7-2)
2017-18	Matt Haarms (7-3), Isaac Haas (7-2)
2018-19	Matt Haarms (7-3)
2019-20	Matt Haarms (7-3)
2020-21	Zach Edey (7-4)
2021-22	Zach Edey (7-4)
2022-23	Zach Edey (7-4), Will Berg (7-2)
2023-24	Zach Edey (7-4), Will Berg (7-2)
2024-25	Daniel Jacobsen (7-4), Will Berg (7-2)
2025-26	Daniel Jacobsen (7-4)
2026-27	Daniel Jacobsen (7-4)
2027-28	Daniel Jacobsen (7-4)
2028-29	Daniel Jacobsen (7-4); possible



▶▶▶ **THE WRONG END OF THE COURT STORM:** From the 2011-12 season to the 2020-21 season, Purdue was court-stormed twice (Nebraska in 2017, Wisconsin in 2018).

• Since the 2021-22 season, The Boilermakers have been court-stormed in 11 of its last 17 road losses (Indiana 2x, Northwestern 2x, Rutgers, Michigan, Wisconsin, Maryland, Nebraska, Ohio State, Penn State).

• Purdue has been stormed by nine Big Ten teams and the only "possible" teams that haven't stormed Purdue are Michigan State and Illinois.

▶ **ROAD LOSSES SINCE 2021-22 (17)**

Date	Opponent (Score)	Storm	How it Happened
12-9-21	Rutgers (68-70)	Yes	3-pt. at the buzzer
1-20-22	Indiana (65-68)	Yes	3-pt. w/ 5 seconds left
2-10-22	Michigan (58-82)	Yes	---
2-26-22	Michigan State (65-68)	No	3-pt. w/ 1 second left
3-1-22	Wisconsin (67-70)	Yes	3-pt. at the buzzer
2-4-23	Indiana (74-79)	Yes	Late run to seal loss
2-12-23	Northwestern (58-64)	Yes	Led by 8 w/ 3:52 left
2-16-23	Maryland (54-68)	Yes	---
12-1-23	Northwestern (88-92)	Yes	In overtime
1-9-24	Nebraska (72-88)	Yes	---
2-18-24	Ohio State (69-73)	Yes	Tied at 67
11-19-24	Marquette (58-76)	No	---
12-5-24	Penn State (70-81)	Yes	---
2-11-24	Michigan (73-75)	No	7-0 run late in game
2-18-24	Michigan State (66-75)	No	---
2-23-25	Indiana (58-73)	No	---
3-7-24	Illinois (80-88)	No	16-3 run last 3 mins.

▶▶▶ **WINNING IN GOLD:** Purdue is 27-1 in its last 28 games wearing gold jerseys, having won 11 straight games when wearing gold.

▶ **WEARING GOLD UNIFORMS (27-1)**

Date	P / O	Opponent	Result	Score
2-14-17	16 / --	Rutgers	W	74-55
12-21-17	16 / --	Tennessee State	W	97-48
1-3-18	13 / --	Rutgers	W	82-51
1-16-18	3 / --	Wisconsin	W	78-50
1-31-18	3 / --	Maryland	W	75-67
12-6-18	-- / 23	Maryland	W	62-60
1-3-19	-- / 25	Iowa	W	86-70
1-27-19	-- / 6	Michigan State	W	73-63
2-27-19	14 / --	Illinois	W	73-56
12-4-19	-- / 5	Virginia	W	69-40
1-12-20	-- / 8	Michigan State	W	71-42
12-25-20	-- / --	Maryland	W	73-70
2-6-21	24 / --	Northwestern	W	75-70
11-30-21	2 / --	Florida State	W	93-65
2-13-21	3 / --	Maryland	W	62-61
11-27-22	24 / 8	Duke	W	75-56
1-2-23	1 / --	Rutgers	L	64-65
1-26-23	1 / --	Michigan	W	75-70
2-9-23	1 / --	Iowa	W	87-73
3-5-23	5 / --	Illinois	W	76-71
11-10-23	3 / --	Morehead State	W	87-57
2-15-24	2 / --	Minnesota	W	84-76
11-8-24	14 / --	Northern Kentucky	W	72-50
12-29-24	21 / --	Toledo	W	83-64
1-12-25	20 / --	Nebraska	W	104-68
3-13-25	20 / --	USC	W	76-71
11-7-25	1 / --	Oakland	W	87-77
11-28-25	1 / --	Eastern Illinois	W	109-62

THE HONORS BOARD		
<p>▶▶▶ OSCAR CLUFF</p> <p><b>2025-26 - Senior Season</b></p> <ul style="list-style-type: none"> <li>• Kareem Abdul-Jabbar Award watch list (10-30-25)</li> <li>• Baha Mar Championship All-Tournament Team (11-21-25)</li> </ul> <p>▶▶▶ TREY KAUFMAN-RENN</p> <p><b>2024-25 - Junior Season</b></p> <ul style="list-style-type: none"> <li>• Rady Children's Invitational Tournament MVP (11-29-24)</li> <li>• Big Ten Player of the Week (12-2-24)</li> <li>• CollegeHoopsToday Mid-Season 3rd-Team All-America (12-26-24)</li> <li>• Big Ten Player of the Week (1-20-25)</li> <li>• Naismith Trophy National Player of the Week (1-20-25)</li> <li>• Big Ten Player of the Week (2-10-25)</li> <li>• Naismith Award Late-Season Watch List (2-11-25)</li> <li>• First-Team All Big Ten (3-11-25)</li> <li>• Associated Press First-Team All Big Ten (3-11-25)</li> <li>• NABC First-Team All-Great Lakes District (3-18-25)</li> <li>• <b>CBS Sports Third-Team All-American (4-3-25)</b></li> </ul> <p><b>2025-26 - Senior Season</b></p> <ul style="list-style-type: none"> <li>• Dickie V. All-Rolls Royce Team, 2nd team (9-1-25)</li> <li>• Blue Ribbon Magazine Preseason All-American, 2nd team (9-5-25)</li> <li>• Preseason All-Big Ten (10-7-25)</li> <li>• CBS Sports Preseason First-Team All-American (10-21-25)</li> <li>• Karl Malone Award watch list (10-30-25)</li> <li>• NABC Player of the Year watch list (10-30-25)</li> <li>• Naismith Trophy Player of the Year watch list (11-3-25)</li> <li>• Sporting News preseason second-team All-American (11-10-25)</li> <li>• Wooden Award preseason watch list (11-18-25)</li> <li>• Associated Press National Player of the Week (11-18-25)</li> </ul> <p>▶▶▶ FLETCHER LOVER</p> <p><b>2022-23 - Freshman Season</b></p> <ul style="list-style-type: none"> <li>• Big Ten Freshman of the Week (11-28-22)</li> <li>• Big Ten Freshman of the Week (12-5-22)</li> <li>• Big Ten Freshman of the Week (1-17-23)</li> <li>• Big Ten Player of the Week (1-17-23)</li> </ul> <p><b>2023-24 - Sophomore Season</b></p> <ul style="list-style-type: none"> <li>• Jerry West Award watch list (10-24-23)</li> <li>• Big Ten Player of the Week (12-18-23)</li> <li>• Oscar Robertson Trophy National Team of the Week (12-19-23)</li> <li>• All-Big Ten Honorable Mention (3-11-24)</li> </ul> <p><b>2024-25 - Junior Season</b></p> <ul style="list-style-type: none"> <li>• Jerry West Award Watch List (10-29-24)</li> <li>• Honorable Mention All Big Ten, media (3-11-25)</li> <li>• Julius Erving Award watch list (10-29-25)</li> </ul> <p><b>2025-26 - Senior Season</b></p> <ul style="list-style-type: none"> <li>• Julius Erving Award watch list (10-29-25)</li> <li>• Baha Mar Championship All-Tournament Team (11-21-25)</li> </ul>	<p>▶▶▶ BRADEN SMITH</p> <p><b>2022-23 - Freshman Season</b></p> <ul style="list-style-type: none"> <li>• Big Ten Freshman of the Week (11-21-22)</li> <li>• Big Ten All-Freshman Team (3-7-23)</li> </ul> <p><b>2023-24 - Sophomore Season</b></p> <ul style="list-style-type: none"> <li>• Allstate Maui Invitational All-Tournament Team (11-26-23)</li> <li>• Dick Vitale Super 6 Point Guard (2-7-24)</li> <li>• Naismith Player of the Year Midseason Watch List (2-15-24)</li> <li>• Oscar Robertson Trophy Player of the Year Watch List (2-27-24)</li> <li>• Bob Cousy Award Finalist (3-4-24)</li> <li>• ESPN.com Honorable Mention All-American (3-9-24)</li> <li>• All-Big Ten First Team; coaches, media, AP (3-12-24)</li> <li>• NABC Second-Team All-District (3-19-24)</li> <li>• AP Honorable Mention All-American (3-20-24)</li> <li>• NCAA Tournament Midwest Region All-Tournament Team (3-31-24)</li> </ul> <p><b>2024-25 - Junior Season</b></p> <ul style="list-style-type: none"> <li>• CollegeHoopsToday Preseason Big Ten Player of the Year (8-5-24)</li> <li>• Blue Ribbon Yearbook Preseason 2nd-Team All-American (9-5-24)</li> <li>• Big Ten Preseason Player of the Year (10-1-24)</li> <li>• Unanimous Preseason All-Big Ten (10-1-24)</li> <li>• CBS Sports Preseason 2nd-Team All-American (10-17-24)</li> <li>• FOX Sports Preseason 2nd-Team All-American (10-20-24)</li> <li>• ESPN Preseason 3rd-Team All-American (10-25-24)</li> <li>• Bob Cousy Award Watch List (10-28-24)</li> <li>• Naismith Award Watch List (10-30-24)</li> <li>• Sporting News Preeason 2nd-Team All-America (11-11-24)</li> <li>• Rady Children's Invitational All-Tournament Team (11-29-24)</li> <li>• CollegeHoopsToday Mid-Season 2nd-Team All-America (12-26-24)</li> <li>• Big Ten Player of the Week (1-6-25)</li> <li>• Wooden Award Mid-Season Watch List (1-7-25)</li> <li>• Mid-Season First-Team FOX Sports All-America (1-14-25)</li> <li>• Mid-Season Second-Team Sporting News All-America (1-22-25)</li> <li>• Cousy Award Top-10 Semifinalist (2-3-25)</li> <li>• Wooden Award Late-Season Watch List (2-11-25)</li> <li>• Wooden Award Late-Season Watch List (2-14-25)</li> <li>• Bob Cousy Award Top-5 Finalist (3-3-25)</li> <li>• <b>College Hoops Today First-Team All-American (3-8-25)</b></li> <li>• <b>Field of 68 First-Team All-American (3-10-25)</b></li> <li>• First-Team All Big Ten; coaches, media, Associated Press (3-11-25)</li> <li>• <b>Big Ten Player of the Year (3-11-25)</b></li> <li>• <b>Associated Press Big Ten Player of the Year (3-11-25)</b></li> <li>• <b>Sporting News First-Team All-American (3-12-25)</b></li> <li>• Naismith Trophy Semifinalist (3-14-25)</li> <li>• NABC First-Team All-Great Lakes District (3-18-25)</li> <li>• <b>AP First-Team All-American (3-18-25)</b></li> <li>• <b>NABC First-Team All-American (3-19-25)</b></li> <li>• <b>USBWA First-Team All-American (3-19-25)</b></li> <li>• <b>Naismith Trophy Finalist (3-25-25)</b></li> <li>• NCAA Tournament Midwest Regional All-Tournament Team (3-30-25)</li> <li>• <b>CBS Sports First-Team All-American (4-3-25)</b></li> <li>• <b>Bob Cousy Point Guard of the Year (4-5-25)</b></li> <li>• <b>Wooden All-American Team (4-12-25)</b></li> <li>• Purdue Male Athlete of the Year (5-7-25)</li> </ul>	<p><b>2025-26 - Senior Season</b></p> <ul style="list-style-type: none"> <li>• Dickie V. All-Rolls Royce Team, 1st team (9-1-25)</li> <li>• Blue Ribbon Magazine Preseason National Player of the Year (9-5-25)</li> <li>• Big Ten Preseason Player of the Year (10-7-25)</li> <li>• Unanimous Preseason All-Big Ten (10-7-25)</li> <li>• AP Preseason First-Team All-American, Unanimous (10-20-25)</li> <li>• CBS Sports Preseason National Player of the Year (10-21-25)</li> <li>• Bob Cousy Award watch list (10-27-25)</li> <li>• NABC Player of the Year watch list (10-30-25)</li> <li>• Naismith Trophy Player of the Year watch list (11-3-25)</li> <li>• Sporting News preseason first-team All-American (11-10-25)</li> <li>• NCAA March Madness National Player of the Week (11-17-25)</li> <li>• Big Ten Player of the Week (11-17-25)</li> <li>• Wooden Award preseason watch list (11-18-25)</li> <li>• NCAA National Player of the Week (11-18-25)</li> <li>• DickieV Star of the Week (11-19-25)</li> <li>• USBWA National Team of the Week (11-19-25)</li> </ul>

THE PURDUE RECORD BOOK					
► CAREER MINUTES (Purdue)					
Rk.	Player	GP	Mins.	Years	
1.	E'Twaun Moore	141	4,517	2008-11	
2.	Vince Edwards	138	3,957	2015-18	
3.	Braden Smith	117	3,938	2023-p.	
► NCAA Record (4-year career): Lionel Simmons - 5,045 (La Salle, 1986-87)					
► CAREER POINTS (Purdue)					
Rk.	Player	GP	Pts.	Years	
1.	Zach Edey	138	2,516	2021-24	
-----					
25.	Russell Cross	93	1,529	1981-83	
26.	Braden Smith	117	1,466	2023-p.	
27.	Eugene Parker	110	1,430	1975-78	
28.	Fletcher Loyer	117	1,384	2023-p.	
-----					
38.	Bruce Parkinson	112	1,224	1973-77	
39.	Trey Kaufman-Renn	115	1,203	2023-p.	
► CAREER ASSISTS (Purdue)					
Rk.	Player	GP	Asts.	Years	
1.	Braden Smith	117	820	2023-p.	
2.	Bruce Parkinson	112	690	1973-77	
► CAREER ASSISTS PER GAME (Purdue)					
Rk.	Player	GP	Asts.	APG	Year
1.	Braden Smith	117	820	7.01	2023-p.
2.	Bruce Parkinson	112	690	6.16	1973-77
► Minimum 50 games played.					
► CAREER 3-POINTERS (Purdue)					
Rk.	Player	GP	3Ps	Years	
1.	Carsen Edwards	108	281	2017-19	
-----					
6.	Ryan Cline	139	238	2016-19	
7.	Sasha Stefanovic	128	226	2019-22	
8.	Fletcher Loyer	117	221	2023-p.	
► CAREER 3-POINT PERCENTAGE (Purdue)					
Rk.	Player	3P	3PA	Pct.	Years
1.	Cuonzo Martin	179	397	.451	1992-95
-----					
5.	Dakota Mathias	250	597	.419	2015-18
6.	Fletcher Loyer	221	538	.411	2023-p.
7.	Ryne Smith	169	414	.408	2009-12
► Minimum 150 3-point attempts.					
► CAREER FREE THROW PERCENTAGE (Purdue)					
Rk.	Player	FT	FTA	Pct.	Years
1.	Jerry Sichting	273	315	.867	1976-79
-----					
4.	Henry Ebershoff	183	215	.851	1965-67
5.	Fletcher Loyer	299	354	.845	2023-p.
6.	Rick Mount	503	597	.843	1968-70
7.	Robbie Hummel	390	464	.841	2008-12
► Minimum 200 free throw attempts.					
► CAREER STEALS (Purdue)					
Rk.	Player	GP	Stls.	Years	
1.	Chris Kramer	133	274	2007-10	
2.	Brian Cardinal	132	259	1997-00	
3.	Braden Smith	117	191	2023-p.	
► CAREER STEALS PER GAME (Purdue)					
Rk.	Player	GP	Stls.	Avg.	Years
1.	Chris Kramer	133	274	2.06	2007-10
-----					
5.	Ricky Hall	104	172	1.65	1981-84
6.	Braden Smith	117	191	1.63	2023-p.
► Minimum 50 games played.					

► CAREER ASSISTS (Big Ten History)					
Rk.	Player (Team)	GP	Asts.	Years	
1.	Cassius Winston (Michigan State)	139	890	2017-20	
2.	Braden Smith (Purdue)	117	821	2023-p.	
► CAREER ASSISTS PER GAME (Big Ten History)					
Rk.	Player (Team)	GP	Asts.	APG	Years
1.	Magic Johnson (Michigan St.)	62	491	7.92	1978-79
2.	Braden Smith (Purdue)	117	821	7.01	2023-pr.
3.	Mateen Cleaves (Michigan St.)	123	816	6.63	1997-00
4.	Ace Baldwin Jr. (Penn St.)	63	412	6.54	2024-25
► Minimum 50 games played					
► CAREER ASSISTS (NCAA History)					
Rk.	Player (Team)	GP	Asts.	Years	
1.	Bobby Hurley (Duke)	140	1,076	1990-93	
2.	Chris Corchiani (North Car. State)	124	1,038	1988-91	
3.	Ed Cota (North Carolina)	138	1,030	1997-00	
4.	Jason Brickman (LIU Brooklyn)	130	1,007	2011-14	
-----					
34.	Jalen Pickett (2 schools)	144	841	2019-23	
35.	Chaz Williams (2 schools)	136	840	2010-14	
36.	Danny Tarkanian (UNLV)	95	837	1982-84	
37.	Chris Thomas (Notre Dame)	128	833	2002-05	
38.	Pooh Richardson Jr. (UCLA)	122	833	1986-89	
39.	Ace Baldwin Jr. (2 schools)	143	831	2021-25	
40.	Sean Tuohy (Ole Miss)	117	830	1979-82	
41.	Butch Moore (SMU)	125	828	1983-86	
42.	Darius Brown II (3 schools)	165	826	2019-24	
43.	Ronald Moore (Siena)	135	823	2007-10	
44.	Braden Smith (Purdue)	116	821	2023-pr.	



▶▶▶ HEAD COACH MATT PAINTER

▶ **Record at Purdue:** 478-215 (.690) / 21st year | **Career Record:** 503-220 (.696) / 22nd year

- With 17 NCAA Tournament berths, eight Sweet 16 appearances, five Big Ten regular-season championships, two Big Ten Tournament titles, two Elite Eight appearances, a trip to the Final Four, an appearance in a National Championship game and an international gold medal on his résumé, 21st-year head coach Matt Painter is widely regarded as one of the brightest young minds in all of college basketball.
- Painter was named the 2019 and 2024 Big Ten Coach of the Year and has led Purdue to 10 straight NCAA Tournaments – the fourth-longest active streak in America. Included in that stretch are Sweet 16 appearances (and beyond) in six of the last eight tournaments.
- Painter affirmed his long-term commitment to Purdue in October of 2018, agreeing to a two-year extension that will keep him in West Lafayette through at least the 2028-29 season. The deal features five, one-year extensions that go into effect through the 2028-29 season. Following the 2029 season, Painter will still only be 58 years old.
- Painter enters the 2025-26 season second on the school's all-time wins list (471) behind legendary mentor **Gene Keady** and ahead of **Ward "Piggy" Lambert**, both of whom have been inducted into the Naismith Memorial Basketball Hall of Fame.
- Has averaged over 23 wins a season in his 20 years at Purdue. If you don't include the first transitional year (9-19 record), the average balloons to 24.3 wins per year over the last 19 seasons.
- Has won at least 25 games in 12 of his 21 seasons as a collegiate head coach.
- Painter has averaged 12.0 wins per year in conference play, the third-best average in Big Ten Conference history.
- He was voted by his peers as the NABC National Coach of the Year after leading a team that started with a 6-5 record to the 2019 Elite Eight.
- Purdue has finished first, second or third in Big Ten play in 11 of the last 18 years, including in eight of the last 11 years.

YEAR-BY-YEAR COACHING RECORD

Year	School	Overall	Pct.	Conf.	Pct.	Postseason
2003-04	Southern Illinois	25-5	.833	17-1	.944	NCAA (0-1)
2005-06	Purdue	9-19	.321	3-13	.188	
2006-07	Purdue	22-12	.647	9-7	.563	NCAA (1-1)
2007-08	Purdue	25-9	.735	15-3	.833	NCAA (1-1)
2008-09	Purdue	27-10	.730	11-7	.611	NCAA (2-1)
2009-10	Purdue	29-6	.829	14-4	.778	NCAA (2-1)
2010-11	Purdue	26-8	.765	14-4	.778	NCAA (1-1)
2011-12	Purdue	22-13	.629	10-8	.556	NCAA (1-1)
2012-13	Purdue	16-18	.471	8-10	.444	CBI (1-1)
2013-14	Purdue	15-17	.469	5-13	.278	
2014-15	Purdue	21-13	.618	12-6	.667	NCAA (0-1)
2015-16	Purdue	26-9	.743	12-6	.667	NCAA (0-1)
2016-17	Purdue	27-8	.771	14-4	.778	NCAA (2-1)
2017-18	Purdue	30-7	.811	15-3	.833	NCAA (2-1)
2018-19	Purdue	26-10	.722	16-4	.800	NCAA (3-1)
2019-20	Purdue	16-15	.516	9-11	.450	– CANCELED –
2020-21	Purdue	18-10	.643	13-6	.684	NCAA (0-1)
2021-22	Purdue	29-8	.784	14-6	.700	NCAA (2-1)
2022-23	Purdue	29-6	.829	15-5	.750	NCAA (0-1)
2023-24	Purdue	34-5	.872	17-3	.850	NCAA (5-1)
2024-25	Purdue	24-12	.667	13-7	.650	NCAA (2-1)
2025-26	Purdue	7-0	1.000	0-0	.000	
Southern Illinois (1)		25-5	.833	17-1	.944	1 NCAA (0-1)
Purdue (21st)		478-215	.690	239-130	.648	16 NCAA (24-16)
Career (22nd)		503-220	.696	256-131	.661	17 NCAA (24-17)
Postseason Record		43-36	.544			
MVC Tournament		1-1	.500			
Big Ten Tournament		18-17	.514			
NCAA Tournament		24-17	.585			
CBI Invitational		1-1	.500			

MISCELLANEOUS

▶▶▶ MILESTONE VICTORIES

Win	Score	Opponent	Date
1	67-62	Wyoming	11-22-03
26	82-75	Wofford (1st win at Purdue)	11-19-05
50	62-38	Michigan State	2-7-07
100	49-45	Iowa	2-14-09
150	82-69	Northwestern	12-31-10
200	89-73	Minnesota	3-9-13
225	72-68	Minnesota (200th win at Purdue)	12-31-14
250	61-55	Wisconsin	12-29-15
300	86-61	IUPUI	12-10-17
325	84-46	Robert Morris (300th win at Purdue)	11-23-18
350	59-56	[20] VCU	11-29-19
400	82-76	Michigan	2-5-22
425	73-55	Nebraska (400th win at Purdue)	1-13-23
450	80-53	Eastern Kentucky	12-29-23
475	92-84	Yale (450th win at Purdue)	11-11-24
500	97-79	Akron	11-16-25

▶▶▶ PAINTER'S HOME RECORD AT PURDUE

Year	Non-Conf.	Big Ten	Overall
2005-06	6-0	3-5	9-5
2006-07	9-0	7-1	16-1
2007-08	7-1	9-0	16-1
2008-09	8-1	7-2	15-3
2009-10	7-0	7-2	14-2
2010-11	7-0	9-0	16-0
2011-12	8-0	5-4	13-4
2012-13	7-3	5-4	12-7
2013-14	8-0	4-5	12-5
2014-15	6-2	8-1	14-3
2015-16	9-0	8-1	17-1
2016-17	7-1	8-1	15-2
2017-18	8-0	8-1	16-1
2018-19	5-0	10-0	15-0
2019-20	5-1	6-4	11-5
2020-21	3-0	8-1	11-1
2021-22	7-0	9-1	16-1
2022-23	6-0	8-2	14-2
2023-24	6-0	10-0	16-0
2024-25	6-0	8-2	14-2
2025-26	4-0		4-0
TOTALS	139-9 (.939)	147-37 (.799)	286-46 (.861)

MATT PAINTER BY THE NUMBERS

1	Only active coach with at least 17 NCAA Tournament trips under age of 55.
3	Consecutive years a player has won Big Ten POY honors – 1st time in league history.
5	Big Ten Players of the Year, all coming since 2011 (next closest team is 3).
5	Big Ten Coach of the Year honors – the second most in Big Ten history.
7	Big Ten Championships won (5 regular-season titles; 2 tournament titles).
8	Consecutive seasons with a top-four NCAA Tournament seed (4th longest in NCAA hist.).
8	Sweet 16 appearances, including six trips in the last eight tournaments.
9	Non-conference home losses in 21 seasons at Purdue (138-9 home record vs. non-con).
10	10 straight NCAA Tournament appearances, the fourth-longest streak nationally.
11	25-win seasons at Purdue, all since the 2007-08 season (tied for most in Big Ten).
12	Top-three Big Ten finishes in the last 18 seasons (dating to the 2007-08 season).
14	All-America honors earned by his players, including four straight seasons.
16	NCAA Tournament appearances at Purdue (4th most by a Big Ten coach in history).
19	First-team All-Big Ten honors, including two selections in consecutive years.
24	NCAA Tournament victories (4th most by a Big Ten coach in tournament history).
27	Wins over AP Top-10 opponents, including 10 since the 2022-23 season (10-3 record).
79	Total wins over AP Top-25 teams, the fifth most during his era (since 2005-06 season).
86.1	Winning percentage in games played in Mackey Arena (286-46 record).
92	Academic all-Big Ten honorees, including 26 in the last four seasons.
239	Big Ten victories – the fourth most by any coach in league history.
478	Victories at Purdue – the fourth most by any coach in Big Ten history.
503	Career victories – became 7th-fastest active coach to 500 career wins (720 games).



WINS OVER TOP-10 TEAMS (27)				PAINTER AMONG THE NATION'S BEST							
Date	Opponent	Site	Score	▶▶ WINS AT PURDUE							
2-9-08	[8] Wisconsin	Away	72-67	<b>Coach</b>	<b>Yrs.</b>	<b>Gms.</b>	<b>W</b>	<b>L</b>	<b>Pct.</b>		
2-12-08	[10] Michigan State	Home	60-54	Gene Keady	25	782	512	270	.655		
2-17-09	[6] Michigan State	Home	72-54	<b>Matt Painter</b>	<b>21st</b>	<b>693</b>	<b>478</b>	<b>215</b>	<b>.690</b>		
11-23-09	[9] Tennessee	St. Thomas, US Virgin Islands	73-72	Ward Lambert	29	523	371	152	.709		
1-1-10	[6] West Virginia	Home	77-62	▶▶▶ GAMES COACHED AT PURDUE							
2-9-10	[10] Michigan State	Away	76-64	<b>Coach</b>	<b>Yrs.</b>	<b>Gms.</b>	<b>W</b>	<b>L</b>	<b>Pct.</b>		
2-17-10	[9] Ohio State	Away	60-57	Gene Keady	25	782	512	270	.655		
2-16-11	[10] Wisconsin	Home	70-62	<b>Matt Painter</b>	<b>21st</b>	<b>693</b>	<b>478</b>	<b>215</b>	<b>.690</b>		
2-20-11	[2] Ohio State	Home	76-63	Ward Lambert	29	523	371	152	.709		
2-6-16	[8] Michigan State	Home	82-81	▶▶▶ WINS PER SEASON IN BIG TEN PLAY							
2-27-16	[10] Maryland	Home	83-79	<b>Avg.</b>	<b>Coach</b>	<b>School</b>	<b>Wins</b>		<b>Years</b>		
11-24-17	[2] Arizona	Paradise Island, Bahamas	89-64	12.3	Bo Ryan	Wisconsin	172		2002-15		
1-27-19	[6] Michigan State	Home	73-63	12.2	Bob Knight	Indiana	353		1972-00		
3-28-19	[6] Tennessee	Louisville, Ky. (NCAA)	99-94	12.00	Tom Izzo	Michigan State	360		1996-pres.		
12-4-19	[5] Virginia	Home	69-40	<b>11.95</b>	<b>Matt Painter</b>	<b>Purdue</b>	<b>239</b>		<b>2006-pres.</b>		
1-12-20	[8] Michigan State	Home	71-42	* - Minimum 100 wins. / Through 2024-25 season.							
11-21-21	[5] Villanova	Uncasville, Conn.	80-74	▶▶▶ NCAA TOURNAMENTS BY BIG TEN COACHES							
11-25-22	[6] Gonzaga	Portland, Ore.	84-66	<b>App.</b>	<b>Coach</b>	<b>Current School</b>	<b>Total Yrs.</b>				
11-27-22	[8] Duke	Portland, Ore.	75-56	27	Tom Izzo	Michigan State	30				
11-21-23	[7] Tennessee	Honolulu, Hawai'i	71-67	<b>17</b>	<b>Matt Painter</b>	<b>Purdue</b>	<b>21</b>				
11-22-23	[4] Marquette	Honolulu, Hawai'i	78-75	17	Dana Altman	Oregon	36				
12-16-23	[1] Arizona	Indianapolis, Ind.	92-84	15	Mick Cronin	UCLA	22				
1-5-24	[9] Illinois	Home	83-78	9	Brad Underwood	Illinois	12				
2-4-24	[6] Wisconsin	Away	75-69	7	Greg Gard	Wisconsin	10				
3-31-24	[6] Tennessee	Detroit, Mich.	72-66	7	Kevin Willard	Maryland	18				
11-15-24	[2] Alabama	Home	87-78	6	Eric Musselman	USC	10				
11-13-25	[8] Alabama	Away	87-80	5	Fred Hoiberg	Nebraska	11				
▶▶▶ PAINTER VS. RANKED TEAMS				3	Danny Sprinkle	Washington	6				
<b>Most wins vs. top-25 ranked team:</b> Michigan State, Wisconsin - 8				3	Darian DeVries	Indiana	7				
<b>Best record vs. top-25 team (min. 4 games):</b> Tennessee, 4-0 (1.000)				3	Dusty May	Michigan	7				
<b>Most wins vs. top-10 ranked team:</b> Michigan State - 6				3	Mike Rhoades	Penn State	11				
<b>Best record vs. top-10 team (min. 4 games):</b> Tennessee, 4-0 (1.000)				3	Niko Medved	Minnesota	12				
▶▶▶ ACTIVE COACHES WITH MOST WINS OVER TOP-25 TEAMS				3	Chris Collins	Northwestern	12				
<b>No.</b>	<b>Coach [Team]</b>	<b>Record</b>	<b>Top-10 Wins</b>	3	Steve Pikiell	Rutgers	20				
131	Bill Self (Kansas)	131-75	52	1	Ben McCollum	Iowa	1				
111	Tom Izzo (Michigan State)	111-105	41	0	Jon Diebler	Ohio State	2				
93											

\*- Denotes regular-season non-conference play. Does not include postseason opponents, except for the 2013 CBI (1-1).

PURDUESPORTS.COM | @BOILERBALL

ABOUT HEAD COACH MATT PAINTER				MATT PAINTER vs. OPPONENTS							
<b>Born</b>	Aug. 27, 1970			<b>Opponent</b>	<b>SIU</b>	<b>Purdue</b>	<b>Total</b>	<b>Opponent</b>	<b>SIU</b>	<b>Purdue</b>	<b>Total</b>
<b>Hometown</b>	Muncie, Indiana (Delta High School)			<b>Alabama</b>	<b>0-1</b>	<b>5-1</b>	<b>5-2</b>	Kansas State	-	0-1	0-1
<b>Degree</b>	Purdue (1993); sociology			<b>Akron</b>	-	<b>1-0</b>	<b>1-0</b>	<b>Kent State</b>	<b>- FIRST MEETING -</b>		
<b>Master's</b>	Eastern Illinois (1998); athletics administration			Alcorn State	-	1-0	1-0	Lamar	-	1-0	1-0
<b>▶▶▶ COACHING EXPERIENCE</b>				Appalachian State	-	1-0	1-0	Lehigh	-	1-0	1-0
<b>Years</b>	<b>School, Position</b>			Arizona	-	3-0	3-0	Liberty	-	1-0	1-0
<b>1993-94</b>	Wash. & Jefferson, asst. coach			Arizona State	-	1-0	1-0	Little Rock	-	0-1	0-1
<b>1994-95</b>	Barton College, asst. coach			Arkansas-Pine Bluff	-	1-0	1-0	Lipscomb	-	2-0	2-0
<b>1995-98</b>	Eastern Illinois, asst. coach			Arkansas State	-	1-0	1-0	Louisville	-	2-1	2-1
<b>1998-03</b>	Southern Illinois, asst. coach			<b>Auburn</b>	-	<b>1-1</b>	<b>1-1</b>	Loyola Chicago	-	3-1	3-1
<b>2003-04</b>	Southern Illinois, head coach			Austin Peay	-	2-0	2-0	<b>Marquette</b>	-	<b>3-2</b>	<b>3-2</b>
<b>2004-05</b>	Purdue, associate head coach			Ball State	-	5-0	5-0	Marshall	-	1-0	1-0
<b>2006-pres.</b>	Purdue, head coach			Baylor	-	1-0	1-0	<b>Maryland</b>	-	<b>10-6</b>	<b>10-6</b>
<b>▶▶▶ PLAYING EXPERIENCE</b>				Bellarmine	-	1-0	1-0	Maryland-Eastern Shore	-	1-0	1-0
<b>Years</b>				Belmont	-	1-0	1-0	McNeese	-	2-0	2-0
<b>1990-93</b>	Purdue (Honorable mention All-Big Ten, 1993)			Bethune-Cookman	-	1-0	1-0	<b>Memphis</b>	-	<b>1-1</b>	<b>1-1</b>
<b>▶▶▶ COACHING HONORS</b>				Boston College	-	2-0	2-0	Miami, Fla.	-	1-1	1-1
<b>2004</b>	Missouri Valley Coach of the Year			Bradley	2-0	-	2-0	<b>Michigan</b>	-	<b>18-19</b>	<b>18-19</b>
<b>2004</b>	District V Coach of the Year (USBWA)			Bucknell	-	0-1	0-1	<b>Michigan State</b>	-	<b>18-17</b>	<b>18-17</b>
<b>2008</b>	Big Ten Coach of the Year			Buffalo	-	1-0	1-0	Milwaukee	1-0	1-0	2-0
<b>2008</b>	District V Coach of the Year (USBWA)			Butler	-	3-5	3-5	<b>Minnesota</b>	-	<b>22-10</b>	<b>22-10</b>
<b>2008</b>	District 10 Coach of the Year (NABC)			BYU	-	1-0	1-0	Missouri	-	2-1	2-1
<b>2010</b>	Big Ten Coach of the Year			Cal State Fullerton	-	1-0	1-0	Missouri State	2-1	1-0	3-1
<b>2010</b>	District V Coach of the Year (USBWA)			Cal State Northridge	-	1-0	1-0	Montana	1-0	-	1-0
<b>2010</b>	District 7 Coach of the Year (NABC)			Central Connecticut St.	-	1-0	1-0	Morehead State	-	2-0	2-0
<b>2011</b>	Big Ten Coach of the Year			Central Michigan	-	2-0	2-0	Murray State	0-1	-	0-1
<b>2011</b>	District V Coach of the Year (USBWA)			Charlotte	0-1	-	0-1	<b>Nebraska</b>	-	<b>15-5</b>	<b>15-5</b>
<b>2011</b>	District 7 Coach of the Year (NABC)			Chicago State	-	3-0	3-0	New Mexico	-	1-0	1-0
<b>2017</b>	District V Coach of the Year (USBWA)			Cincinnati	-	0-1	0-1	New Orleans	-	2-0	2-0
<b>2019</b>	NABC National Coach of the Year			Clemson	-	1-2	1-2	Nicholls	-	1-0	1-0
<b>2019</b>	Big Ten Coach of the Year			Cleveland State	-	1-0	1-0	NJIT	-	1-0	1-0
<b>2019</b>	District V Coach of the Year (USBWA)			Connecticut	-	0-2	0-2	Norfolk State	-	1-0	1-0
<b>2019</b>	District 7 Coach of the Year (NABC)			Coppin State	-	2-0	2-0	North Carolina	-	1-0	1-0
<b>2023</b>	Big Ten Co-Coach of the Year (AP)			Creighton	2-0	-	2-0	North Carolina A&T	-	1-0	1-0
<b>2024</b>	Big Ten Co-Coach of the Year (AP, Coaches)			Davidson	-	3-0	3-0	North Carolina State	-	4-0	4-0
<b>2025</b>	NABC Guardian of the Game Award - Advocacy (NABC)			Delaware State	-	1-0	1-0	North Florida	-	1-1	1-1
<b>2026</b>	Wooden Award Legends of Coaching recipient			DePaul	-	1-0	1-0	North Texas	-	0-1	0-1
<b>▶▶▶ COACHING TREE</b>				Detroit Mercy	-	1-0	1-0	Northern Colorado	-	1-0	1-0
<b>• Brad Korn</b>	Southeast Missouri State (head coach)			Drake	2-0	-	2-0	Northern Illinois	-	1-0	1-0
<b>• Steve Lutz</b>	Oklahoma State (head coach)			Duke	-	1-2	1-2	Northern Iowa	1-1	1-0	2-1
<b>• Cuonzo Martin</b>	Missouri State (head coach)			<b>Eastern Illinois</b>	-	<b>2-0</b>	<b>2-0</b>	Northern Kentucky	-	2-0	2-0
<b>• Micah Shrewsberry</b>	Notre Dame (head coach)			Eastern Kentucky	-	1-0	1-0	<b>Northwestern</b>	-	<b>23-9</b>	<b>23-9</b>
<b>• Oru Anthrop</b>	Dallas Mavericks (assistant coach)			Eastern Michigan	-	3-1	3-1	Notre Dame	-	2-3	2-3
<b>• Carson Barrett</b>	Purdue (grad assistant)			<b>Evansville</b>	<b>3-0</b>	<b>1-1</b>	<b>4-1</b>	<b>Oakland</b>	-	<b>3-0</b>	<b>3-0</b>
<b>• Marcus Belcher</b>	East Tennessee State (assistant coach)			Fairfield	-	2-0	2-0	Ohio	-	2-0	2-0
<b>• Joey Brooks</b>	Coastal Carolina (assistant coach)			Fairleigh Dickinson	-	0-1	0-1	<b>Ohio State</b>	-	<b>16-21</b>	<b>16-21</b>
<b>• D.J. Byrd</b>	Southeast Missouri State (assistant coach)			Florida	-	1-1	1-1	Oklahoma	-	1-1	1-1
<b>• Grady Eifert</b>	Notre Dame (assistant coach)			Florida A&M	-	1-0	1-0	Oklahoma State	-	0-1	0-1
<b>• Greg Gary</b>	Georgia Tech (quality control specialist)			Florida International	-	1-0	1-0	Old Dominion	-	2-0	2-0
<b>• Johnny Hill</b>	Utah State (assistant coach)			Florida State	-	2-3	2-3	Ole Miss	-	1-0	1-0
<b>• Kenneth Lowe</b>	St. Thomas (assistant coach)			Gardner-Webb	-	0-1	0-1	Omaha	-	1-0	1-0
<b>• Tommy Luce</b>	Kent State (asstistant coach for player development)			Georgia State	-	1-0	1-0	<b>Oregon</b>	-	<b>1-0</b>	<b>1-0</b>
<b>• Ethan Morton</b>	Illinois State (director of operations)			Georgia Tech	-	0-1	0-1	Oregon State	-	0-1	0-1
<b>• Cowan Olinger</b>	DePaul (assistant director of operations)			Gonzaga	-	3-0	3-0	<b>Penn State</b>	-	<b>31-7</b>	<b>31-7</b>
<b>• Jack Owens</b>	DePaul (assistant coach)			Grambling	-	2-0	2-0	Pittsburgh	-	1-0	1-0
<b>• Rick Ray</b>	Vanderbilt (assistant coach)			Green Bay	-	1-0	1-0	Purdue Fort Wayne	-	5-0	5-0
<b>• J.R. Reynolds</b>	Southeast Missouri State (assistant coach)			Hawai'i	1-0	-	1-0	Richmond	-	0-1	0-1
<b>• Sasha Stefanovic</b>	Purdue (assistant coach)			High Point	-	2-0	2-0	Rider	-	1-0	1-0
<b>• Isaiah Thompson</b>	Purdue (grad assistant)			Hofstra	-	2-0	2-0	Robert Morris	-	1-0	1-0
<b>• P.J. Thompson</b>	Purdue (assistant coach)			Houston	-	0-1	0-1	<b>Rutgers</b>	-	<b>14-5</b>	<b>14-5</b>
<b>• Winston Vergler</b>	Bellarmine (assistant coach)			Howard	-	2-0	2-0	Saint Joseph's	-	1-0	1-0
<b>▶▶▶ NBA DRAFT PICKS UNDER PAINTER</b>				<b>Illinois</b>	-	<b>22-11</b>	<b>22-11</b>	Saint Mary's	-	1-0	1-0
<b>2007</b>	Carl Landry, 31st to Seattle			Illinois State	2-0	-	2-0	Saint Peter's	-	1-1	1-1
<b>2011</b>	JaJuan Johnson, 27th to Boston via New Jersey			Incarneau Word	-	2-0	2-0	Samford	-	1-0	1-0
<b>2011</b>	E'Twaun Moore, 55th overall to Boston			<b>Indiana</b>	-	<b>22-13</b>	<b>22-13</b>	Santa Clara	-	0-1	0-1
<b>2012</b>	Robbie Hummel, 58th to Minnesota			Indiana State	2-0	5-1	7-1	Siena	-	3-0	3-0
<b>2016</b>	A.J. Hammons, 46th to Dallas			Iona	-	1-0	1-0	SIU Edwardsville	-	2-0	2-0
<b>2017</b>	Caleb Swanigan, 26th to Portland			<b>Iowa</b>	-	<b>23-10</b>	<b>23-10</b>	South Alabama	-	1-0	1-0
<b>2018</b>	Vince Edwards, 52nd to Houston via Utah			<b>Iowa State</b>	-	<b>1-1</b>	<b>1-1</b>	South Dakota State	-	1-0	1-0
<b>2019</b>	Carsen Edwards, 33rd to Boston via Philadelphia			IU Indianapolis	-	3-0	3-0	Southeast Missouri State	1-0	1-0	2-0
<b>2022</b>	Jaden Ivey, 5th to Detroit			Jacksonville	-	1-0	1-0	Southern Illinois	-	1-0	1-0
<b>2024</b>	Zach Edey, 9th to Memphis			Jacksonville State	1-0	1-0	2-0	Temple	-	1-0	1-0
<b>▶▶▶ ALL-AMERICANS UNDER PAINTER</b>				Kansas	-	0-2	0-2	Tennessee	-	4-1	4-1
<b>2010</b>	Robbie Hummel, 2nd (NABC) / HM (AP)										
<b>2011</b>	JaJuan Johnson, Consensus										
<b>2011</b>	E'Twaun Moore, 3rd (NABC) / HM (AP)										
<b>2017</b>	Caleb Swanigan, Consensus (1st team)										
<b>2018</b>	Carsen Edwards, 2nd (NABC) / 3rd (Sporting News)										
<b>2019</b>	Carsen Edwards, Consensus (2nd team)										
<b>2022</b>	Jaden Ivey, Consensus (2nd team)										
<b>2023</b>	Zach Edey, Consensus (1st team); unanimous National Player of the Year										
<b>2024</b>	Zach Edey, Consensus (1st team); unanimous National Player of the Year										
<b>2025</b>	Braden Smith, Consensus (1st team)										

PAINTER ERA RECORDS		EFFICIENCY NUMBERS				SHOOTING NUMBERS			
<b>▶▶▶ INDIVIDUAL SINGLE-GAME RECORDS</b>		<b>Year</b> <b>Off.</b> <b>Def.</b> <b>O'All</b>				<b>Year</b> <b>F6 %</b> <b>3P %</b> <b>FT %</b>			
<b>Points:</b> 42 by Carsen Edwards vs. [2] Virginia (3-30-19); 42 by Carsen Edwards vs. [23] Villanova (3-23-19)		2006 186 143 155				2006 106 239 196			
<b>Rebounds:</b> 22 by Zach Edey vs. Minnesota (12-4-22); 22 by Caleb Swanigan vs. Minnesota (1-1-17)		2007 74 15 30				2007 77 135 203			
<b>Off. Rebounds:</b> 10 by Zach Edey vs. [21] Indiana (2-4-23); 10 by Zach Edey vs. Milwaukee (11-8-22); 10 by Trevion Williams vs. Nebraska (12-15-19)		2008 60 16 30				2008 238 75 104			
<b>Def. Rebounds:</b> 17 by Trevion Williams vs. Iowa (12-3-21)		2009 60 5 18				2009 144 136 121			
<b>Assists:</b> 16 by Braden Smith vs. Northwestern (1-31-24)		2010 65 4 15				2010 127 239 60			
<b>Blocks:</b> 8 by A.J. Hammons vs. [8] Michigan State (2-9-16); 8 by A.J. Hammons vs. [22] Indiana (1-28-15)		<b>▶ 2011 18 8 9</b>				2011 110 74 97			
<b>Steals:</b> 7 by Braden Smith vs. Milwaukee (11-8-22)		2012 10 114 30				2012 135 40 275			
<b>Field Goals Made:</b> 16 by Trevion Williams vs. Michigan (1-9-20)		2013 98 70 74				2013 212 259 291			
<b>Field Goal Attempts:</b> 31 by Carsen Edwards vs. Minnesota (3-5-19)		2014 119 90 93				2014 254 235 261			
<b>3-Pointers Made:</b> 10 by Carsen Edwards vs. [2] Virginia (3-30-19)		2015 61 54 44				2015 90 239 213			
<b>3-Point Attempts:</b> 19 by Carsen Edwards vs. [2] Virginia (3-30-19)		<b>▶ 2016 19 11 9</b>				2016 37 74 30			
<b>Free Throws Made:</b> 15 by Zach Edey vs. Northwestern (12-1-23); 15 by Jaden Ivey vs. Rutgers (2-20-22)		2017 24 23 19				<b>▶ 2017 28 9 27</b>			
<b>Free Throw Attempts:</b> 22 by Zach Edey vs. [6] Tennessee (3-31-24)		2018 2 31 5				<b>▶ 2018 11 2 65</b>			
<b>▶▶▶ INDIVIDUAL SEASON RECORDS</b>		2019 4 34 9				2019 136 43 135			
<b>Points:</b> 983 by Zach Edey (2024)		2020 50 11 24				2020 279 197 255			
<b>Rebounds:</b> 474 by Zach Edey (2024)		2021 26 34 25				2021 122 184 166			
<b>Offensive Rebounds:</b> 186 by Zach Edey (2023)		2022 2 93 14				<b>▶ 2022 7 7 185</b>			
<b>Defensive Rebounds:</b> 340 by Caleb Swanigan (2017)		2023 12 24 7				2023 103 281 68			
<b>Assists:</b> 313 by Braden Smith (2025)		<b>▶ 2024 4 12 4</b>				<b>▶ 2024 12 2 177</b>			
<b>Blocks:</b> 96 by A.J. Hammons (2015); 96 by A.J. Hammons (2014)		2025 7 53 15				<b>▶ 2025 16 16 132</b>			
<b>Steals:</b> 78 by Braden Smith (2025)		<b>▶ 2026 1 20 2</b>				<b>▶ 2026 25 6 51</b>			
<b>Field Goals Made:</b> 336 by Zach Edey (2024)		<b>▶ KenPom.com. / Thru Nov. 30, 2025.</b>				<b>▶ NCAA Rankings. / Thru Nov. 30, 2025.</b>			
<b>Field Goal Attempts:</b> 703 by Carsen Edwards (2019)		<b>▶ Bold indicates top 20 in both.</b>				<b>▶ Bold indicates top 50 in F6 &amp; 3P Pct.</b>			
<b>Field Goal Percentage:</b> .648 (210-of-324) by Zach Edey (2022)									
<b>3-Pointers Made:</b> 135 by Carsen Edwards (2019)									
<b>3-Point Attempts:</b> 380 by Carsen Edwards (2019)									
<b>3-Point Percentage:</b> .472 (58-of-123) by Chris Lutz (2007)									
<b>Free Throws Made:</b> 310 by Zach Edey (2024)									
<b>Free Throw Attempts:</b> 436 by Zach Edey (2024)									
<b>Free Throw Percentage:</b> .902 (110-of-122) by Robbie Hummel (2010)									
<b>▶▶▶ INDIVIDUAL CAREER RECORDS</b>									
<b>Points:</b> 2,516 by Zach Edey (2021-24)									
<b>Rebounds:</b> 1,321 by Zach Edey (2021-24)									
<b>Assists:</b> 821 by Braden Smith (2023-pr.)									
<b>Blocks:</b> 343 by A.J. Hammons (2013-16)									
<b>Steals:</b> 274 by Chris Kramer (2007-10)									
<b>Field Goals Made:</b> 925 by Zach Edey (2021-24)									
<b>Field Goal Attempts:</b> 1,774 by E'Twaun Moore (2008-11)									
<b>Field Goal Percentage:</b> .621 (925-of-1490) by Zach Edey (2021-24)									
<b>3-Pointers Made:</b> 281 by Carsen Edwards (2017-19)									
<b>3-Point Attempts:</b> 763 by Carsen Edwards (2017-19)									
<b>3-Point Percentage:</b> .419 (250-of-597) by Dakota Mathias (2015-18)									
<b>Free Throws Made:</b> 665 by Zach Edey (2021-24)									
<b>Free Throw Attempts:</b> 942 by Zach Edey (2021-24)									
<b>Free Throw Percentage:</b> .845 (299-of-354) by Fletcher Loyer (2023-pr.)									
<b>Minutes Played:</b> 4,517 by E'Twaun Moore (2008-11)									
<b>▶ Full career played under Painter.</b>									
<b>▶▶▶ TEAM SINGLE-GAME RECORDS</b>									
<b>Most Points:</b> 111 vs. Chicago State (11-12-17)									
<b>Fewest Points Allowed:</b> 30 by Grambling (11-20-14)									
<b>Rebounds:</b> 63 vs. Rutgers (1-18-16)									
<b>Assists:</b> 32 vs. Nebraska (1-12-25)									
<b>Blocks:</b> 14 vs. Northwestern (1-15-09)									
<b>Steals:</b> 18 vs. Arkansas-Pine Bluff (12-16-08)									
<b>Field Goals Made:</b> 43 vs. Central Connecticut State (11-13-13)									
<b>Field Goal Attempts:</b> 81 vs. SIU Edwardsville (12-22-09)									
<b>Field Goal Percentage:</b> .643 (36-of-56) vs. Auburn (11-23-16)									
<b>3-Pointers Made:</b> 20 vs. Iowa (1-20-18)									
<b>3-Point Attempts:</b> 36 vs. Bellarmine (11-9-21); 36 vs. Chicago State (11-16-19); 36 vs. Vermont (11-15-15)									
<b>3-Point Percentage:</b> .727 (8-of-11) vs. West Virginia (1-19-13)									

WINS OVER AP TOP-25 RANKED TEAMS (79-102)											
Date	Opponent	Site	Score	Date	Opponent	Site	Score	Date	Opponent	Site	Score
2-11-06	[22] Michigan	Home	84-70	1-8-17	[13] Wisconsin	Home	66-55	1-5-23	[24] Ohio State	Away	71-69
11-29-06	[25] Virginia	Home	61-59	2-1-17	[25] Northwestern	Home	80-59	11-20-23	[11] Gonzaga	Honolulu, Hawai'i	73-63
2-15-07	[24] Indiana	Home	81-68	2-4-17	[17] Maryland	Away	73-72	11-21-23	[7] Tennessee	Honolulu, Hawai'i	71-67
12-15-07	[22] Louisville	Indianapolis, Ind.	67-59	3-18-17	[17] Iowa State	Milwaukee, Wis. (NCAA)	80-76	11-22-23	[4] Marquette	Honolulu, Hawai'i	78-70
1-26-08	[11] Wisconsin	Home	60-56	11-24-17	[2] Arizona	Paradise Island, Bahamas	89-64	12-16-23	[1] Arizona	Indianapolis, Ind.	92-84
2-9-08	[8] Wisconsin	Away	72-67	11-28-17	[17] Louisville	Home	66-57	1-5-24	[9] Illinois	Home	83-78
2-12-08	[10] Michigan State	Home	60-54	1-25-18	[25] Michigan	Home	92-88	2-4-24	[6] Wisconsin	Away	75-69
12-20-08	[22] Davidson	Indianapolis, Ind.	76-58	12-6-18	[23] Maryland	Home	62-60	3-5-24	[12] Illinois	Away	77-71
1-22-09	[21] Minnesota	Away	70-62	1-3-19	[25] Iowa	Home	86-70	3-24-24	[20] Utah State	Indianapolis, Ind.	106-67
2-17-09	[6] Michigan State	Home	72-54	1-19-19	[25] Indiana	Home	70-55	3-29-24	[18] Gonzaga	Detroit, Mich.	80-68
3-21-09	[15] Washington	Portland, Ore. (NCAA)	76-74	1-27-19	[6] Michigan State	Home	73-63	3-31-24	[6] Tennessee	Detroit, Mich.	72-66
11-23-09	[9] Tennessee	St. Thomas, US Virgin Islands	73-72	3-23-19	[23] Villanova	Hartford, Conn. (NCAA)	87-61	11-15-24	[2] Alabama	Home	87-78
1-1-10	[6] West Virginia	Home	77-62	3-28-19	[6] Tennessee	Louisville, Ky. (NCAA)	99-94	11-29-24	[23] Ole Miss	San Diego, Calif.	80-78
1-28-10	[16] Wisconsin	Home	60-57	11-29-19	[20] VCU	Destin, Fla.	59-56	1-18-25	[13] Oregon	Away	65-58
2-9-10	[10] Michigan State	Away	76-64	12-4-19	[5] Virginia	Home	69-40	1-24-25	[21] Michigan	Home	91-64
2-17-10	[9] Ohio State	Away	60-57	1-12-20	[8] Michigan State	Home	71-42	11-13-25	[8] Alabama	Away	87-80
3-21-10	[23] Texas A&M	Spokane, Wash. (NCAA)	63-61	2-5-20	[17] Iowa	Home	104-68	11-21-25	[15] Texas Tech	Nassau, Bahamas	86-56
1-22-11	[17] Michigan State	Home	86-76	3-3-20	[18] Iowa	Away	77-68	<b>Record vs. Top-10 Teams:</b> 27-46 (.370)			
1-29-11	[16] Minnesota	Home	73-61	12-16-20	[20] Ohio State	Home	67-60	<b>Home:</b> 12-9 (.571)			
2-16-11	[10] Wisconsin	Home	70-62	1-8-21	[23] Michigan State	Away	55-54	<b>Away:</b> 5-22 (.185)			
2-20-11	[2] Ohio State	Home	76-63	1-19-21	[15] Ohio State	Away	67-65	<b>Neutral:</b> 10-15 (.400)			
2-25-12	[11] Michigan	Away	75-61	1-30-21	[21] Minnesota	Home	81-62	<b>Record vs. Top-25 Teams:</b> 79-102 (.436)			
3-16-12	[24] Saint Mary's	Omaha, Neb. (NCAA)	72-69	3-2-21	[25] Wisconsin	Home	73-69	<b>Home:</b> 37-25 (.597)			
1-2-13	[11] Illinois	Home	68-61	11-20-21	[18] North Carolina	Uncasville, Conn.	93-84	<b>Away:</b> 16-47 (.254)			
3-3-13	[17] Wisconsin	Away	69-56	11-21-21	[5] Villanova	Uncasville, Conn.	80-74	<b>Neutral:</b> 26-30 (.464)			
1-24-15	[25] Iowa	Home	67-63	1-17-22	[17] Illinois	Away	96-88	<b>Record vs. Ranked Big Ten Teams:</b> 47-72 (.395)			
1-28-15	[22] Indiana	Home	83-67	1-30-22	[16] Ohio State	Home	81-78	<b>Home:</b> 32-23 (.582)			
2-4-15	[20] Ohio State	Home	60-58	2-8-22	[13] Illinois	Home	84-68	<b>Away:</b> 15-40 (.273)			
2-6-16	[8] Michigan State	Home	82-81	3-20-22	[25] Texas	Milwaukee, Wis.	81-71	<b>Neutral:</b> 0-9 (.000)			
2-27-16	[10] Maryland	Home	83-79	11-25-22	[6] Gonzaga	Portland, Ore.	84-66				
12-17-16	[21] Notre Dame	Indianapolis, Ind.	86-81	11-27-22	[8] Duke	Portland, Ore.	75-56				

## 2025-26 RESULTS / LEADERS

**Overall Record:** 7-0      **Home:** 4-0      **Away:** 1-0      **Neutral:** 2-0  
**Big Ten Record:** 0-0      **Home:** 0-0      **Away:** 0-0

Date	P / O	Opponent	W/L	Score	High Scorer	High Rebounds	High Assists	High Steals	High Blocks	Attend.
Nov. 4	1 / ~	Evansville	W	82-51	Loyer (30)	Cluff (10)	Smith (11)	Smith (2)	Jacobsen (2)	14,876
Nov. 7	1 / ~	Oakland	W	87-77	Smith (20)	Cluff (9)	Smith (9)	Four Players (1)	Cluff (4)	14,876
Nov. 13	2 / 8	Alabama	W	87-80	Smith (29)	Kaufman-Renn (15)	Kaufman-Renn (5)	Loyer (2)	--	13,474
Nov. 16	2 / ~	Akron	W	97-79	Kaufman-Renn (17)	Kaufman-Renn (15)	Smith (10)	Mayer, Smith (2)	Jacobsen (4)	14,876
Nov. 20	1 / ~	Memphis	W	80-71	Loyer (20)	Kaufman-Renn (11)	Smith (12)	Loyer, Smith (2)	Cluff (3)	2,437
Nov. 21	1 / 15	Texas Tech	W	86-56	Cluff (15)	Cluff (15)	Smith (7)	Cox (1)	Jacobsen (2)	2,441
Nov. 28	1 / ~	Eastern Illinois	W	109-62	Jacobsen (24)	Jacobsen (9)	Smith (10)	Harris (3)	Jacobsen (6)	14,876

Dec. 2	Rutgers
Dec. 6	Iowa State
Dec. 10	Minnesota
Dec. 13	Marquette
Dec. 20	Auburn
Dec. 29	Kent State

Jan. 3	Wisconsin
Jan. 7	Washington
Jan. 10	Penn State
Jan. 14	Iowa
Jan. 17	USC
Jan. 20	UCLA
Jan. 24	Illinois
Jan. 27	Indiana

Feb. 1	Maryland
Feb. 7	Oregon
Feb. 10	Nebraska
Feb. 14	Iowa
Feb. 17	Michigan
Feb. 20	Indiana
Feb. 26	Michigan State

March 1	Ohio State
March 4	Northwestern
March 7	Wisconsin

## 2025-26 MARGINS OF VICTORY

	1	2	3	4	5	6	7	8	9	10	11	12	13	14	15	16	17	18	19	20	21	22	23	24	25+
Purdue Opponents							1		1	1								1							3

### LARGEST LEADS / DEFICITS

## WHEN LEADING

Largest Margin of Victory	47 (109-62) vs. Eastern Illinois (Nov. 28, 2025)	Largest Margin of Defeat	—
Largest Overall Lead	56 (101-45; 4:24 2nd) vs. Eastern Illinois (Nov. 28, 2025)	Largest Overall Deficit	9 (4-13; 15:27 1st) vs. Memphis (Nov. 20, 2025)
Largest Halftime Lead	25 (53-28) vs. Eastern Illinois (Nov. 28, 2025)	Largest Halftime Deficit	—
Largest Lead in a Loss	—	Largest Deficit Overcome in a Win	9 (4-13; 15:27 1st) vs. Memphis (Nov. 20, 2025)
Largest Halftime Lead in a Loss	—	Largest Halftime Deficit in a Win	—
Largest Purdue Run	25-0 vs. Eastern Illinois (Nov. 28, 2025)	Largest Opponent Run	10-0, Twice; last by Memphis (Nov. 20, 2025)

## WHEN TRAILING

Largest Margin of Defeat	---
Largest Overall Deficit	9 (4-13; 15:27 1st) vs. Memphis (Nov. 20, 2025)
Largest Halftime Deficit	---
Largest Deficit Overcome in a Win	9 (4-13; 15:27 1st) vs. Memphis (Nov. 20, 2025)
Largest Halftime Deficit in a Win	---
Largest Opponent Run	10-0, Twice; last by Memphis (Nov. 20, 2025)

GAME 08 // RUTGERS // DECEMBER 2, 2025

2025-26 GAME-BY-GAME COMPARISON																				
Date	Team	W/L	FG-FGA	Pct.	3P-3PA	Pct.	FT-FTA	Pct.	O-D	Reb.	PF	A	TO	B	S	1st	2nd	OT	Pts.	PPP
N4	[1] Purdue Evansville	W	28-59	.475	13-29	.448	13-16	.813	12-28	40	9	22	7	4	4	41	41		82	1.34
			21-70	.300	7-34	.206	2-4	.500	20-20	40	15	13	10	2	2	22	29		51	0.82
N7	[1] Purdue Oakland	W	32-68	.471	13-35	.371	10-15	.667	11-26	37	12	22	5	7	4	35	52		87	1.28
			30-68	.441	8-26	.308	9-12	.750	12-27	39	14	14	9	2	4	35	42		77	1.12
N13	[2] Purdue [8] Alabama	W	31-66	.470	9-21	.429	16-23	.696	19-33	52	15	16	10	0	3	43	44		87	1.32
			28-66	.424	16-44	.364	8-10	.800	7-21	28	19	17	6	4	8	41	39		80	1.16
N16	[2] Purdue Akron	W	35-67	.522	9-23	.391	18-23	.783	19-26	45	15	20	13	6	7	52	45		97	1.43
			27-67	.403	13-33	.394	12-17	.706	12-14	26	19	18	10	1	9	39	40		79	1.11
N20	[1] Purdue Memphis	W	30-65	.462	11-30	.367	9-11	.818	14-23	37	21	20	11	3	6	36	44		80	1.21
			25-59	.424	4-19	.211	17-25	.680	15-19	34	13	9	12	4	5	35	36		71	1.11
N21	[1] Purdue [15] Texas Tech	W	34-58	.586	8-14	.571	10-15	.667	10-33	43	15	19	11	2	1	49	37		86	1.37
			20-60	.333	8-34	.235	8-14	.571	9-16	25	14	8	9	3	7	26	30		56	0.88
N28	[1] Purdue Eastern Illinois	W	41-65	.631	11-23	.478	16-18	.889	11-26	37	11	28	10	6	10	53	56		109	1.58
			25-54	.463	6-23	.261	6-9	.667	4-13	17	17	12	17	2	4	28	34		62	0.91
D2	Purdue Rutgers																			
D6	Purdue Iowa State																			
D10	Purdue Minnesota																			
D13	Purdue Marquette																			
D20	Purdue Auburn																			
D29	Purdue Kent State																			
J3	Purdue Wisconsin																			
J7	Purdue Washington																			
J10	Purdue Penn State																			
J14	Purdue Iowa																			
J17	Purdue USC																			
J20	Purdue UCLA																			
J24	Purdue Illinois																			
J27	Purdue Indiana																			
F1	Purdue Maryland																			
F7	Purdue Oregon																			
F10	Purdue Nebraska																			
F14	Purdue Iowa																			
F17	Purdue Michigan																			
F20	Purdue Indiana																			
F26	Purdue Michigan State																			
M1	Purdue Ohio State																			
M4	Purdue Northwestern																			
M7	Purdue Wisconsin																			





2025-26 Purdue Men's Basketball  
Combined Team Statistics  
All games

Game Records

Record	Overall	Home	Away	Neutral
ALL GAMES	7-0	4-0	1-0	2-0
CONFERENCE	0-0	0-0	0-0	0-0
NON-CONFERENCE	7-0	4-0	1-0	2-0

Score by Periods

Team	1st	2nd	OT	TOT
Purdue	309	319	0	628
Opponents	226	250	0	476

Team Box Score

No.	Player				Total		3-Point		F-Throw		Rebounds														
		GP-GS	MIN	AVG	FG-FGA	FG%	3FG-3FGA	3FG%	FT-FTA	FT%	OFF	DEF	TOT	AVG	PF	DQ	A	TO	BLK	STL	PTS	AVG			
2	LOYER, Fletcher	7-7	195:33	27.9	33-66	.500	24-46	.522	23-24	.958	1	16	17	2.4	11	0	10	10	0	6	113	16.1			
4	KAUFMAN-RENN, Trey	5-5	127:21	25.5	35-54	.648	1-2	.500	3-5	.600	23	30	53	10.6	13	1	11	9	1	3	74	14.8			
3	SMITH, Braden	7-7	215:51	30.8	30-80	.375	12-31	.387	19-27	.704	5	20	25	3.6	10	0	63	15	0	8	91	13.0			
45	CLUFF, Oscar	7-7	165:14	23.6	31-42	.738	0-0	.000	20-24	.833	34	37	71	10.1	15	0	15	2	8	2	82	11.7			
12	JACOBSEN, Daniel	7-0	109:50	15.7	28-38	.737	2-4	.500	14-20	.700	9	26	35	5.0	11	0	5	7	17	1	72	10.3			
0	COX, C.J.	7-7	168:07	24.0	21-42	.500	11-25	.440	3-3	1.000	3	14	17	2.4	10	0	8	5	1	2	56	8.0			
17	MAYER, Omer	7-0	119:42	17.1	22-51	.431	9-28	.321	2-4	.500	1	8	9	1.3	6	0	16	8	0	4	55	7.9			
5	MURPHY, Liam	2-0	28:26	14.2	5-10	.500	4-9	.444	0-0	.000	1	1	2	1.0	1	0	0	0	0	1	14	7.0			
14	BENTER, Jack	7-2	122:16	17.5	13-28	.464	8-18	.444	3-6	.500	5	20	25	3.6	11	0	7	3	1	2	37	5.3			
24	HARRIS, Gicarri	7-0	117:01	16.7	10-31	.323	3-12	.250	4-6	.667	6	9	15	2.1	4	0	10	4	0	6	27	3.9			
6	FINE, Aaron	4-0	13:04	3.3	3-5	.600	0-0	.000	1-2	.500	0	0	0	0.0	2	0	2	0	0	0	7	1.8			
9	LUSK, Jack	4-0	09:38	2.4	0-0	.000	0-0	.000	0-0	.000	0	1	1	0.3	2	0	0	1	0	0	0	0.0			
32	RAYL, Jace	4-0	07:57	2.0	0-1	.000	0-0	.000	0-0	.000	0	0	0	0.0	2	0	0	0	0	0	0	0.0			
Team											8	13	21					3							
Total		7	1400		231-448	.516	74-175	.423	92-121	.760	96	195	291	41.6	98	1	147	67	28	35	628	89.7			
Opponents		7	1400		176-444	.396	62-212	.292	62-91	.681	79	130	209	29.9	111	1	91	73	18	39	476	68.0			

Team Statistics

	PURDUE	OPP
Scoring	628	476
Points per game	89.7	68.0
Scoring margin	+21.7	-
Field goals-att	231-448	176-444
Field goal pct	.516	.396
3 point fg-att	74-175	62-212
3-point FG pct	.423	.292
3-pt FG made per game	10.6	8.9
Free throws-att	92-121	62-91
Free throw pct	.760	.681
F-Throws made per game	13.1	8.9
Rebounds	291	209
Rebounds per game	41.6	29.9
Rebounding margin	+11.7	-
Assists	147	91
Assists per game	21.0	13.0
Turnovers	67	73
Turnovers per game	9.6	10.4
Turnover margin	+0.9	-
Assist/turnover ratio	2.2	1.2
Steals	35	39
Steals per game	5.0	5.6
Blocks	28	18
Blocks per game	4.0	2.6
Winning streak	7	-
Home win streak	4	-
Attendance	59504	13474
Home games-Avg/Game	4-14876	1-13474
Neutral site-Avg/Game	-	2-1219

Team Results

Date	Opponent		Score	Att.
11/04/2025	Evansville	W	82-51	14876
11/07/2025	Oakland	W	87-77	14876
11/13/2025	at Alabama	W	87-80	13474
11/16/2025	Akron	W	97-79	14876
11/20/2025	vs Memphis	W	80-71	2437
11/21/2025	vs Texas Tech	W	86-56	0
11/28/2025	Eastern Ill.	W	109-62	14876



Official Basketball Box Score - Final  
**Eastern Ill. at Purdue**  
11/28/25 Mackey Arena, West Lafayette  
2025-26 Men's Basketball

Game Time: 12:00 PM  
Game Duration: 1:51  
Attendance: 14,876

Officials: Edwin Young, Larry Scirotto, Amy Bonner

Eastern Ill. - 62			Record: 0-1															
NO. Name		Min	FG M-A	3P M-A	FT M-A	Rebounds			Fouls		TP	AS	TO	ST	Blocks		+/-	
						OR	DR	TOT	PF	FD						BS	BA	
15	Andrew Austin	F 22:47	3-12	0-8	0-0	0	2	2	2	0	6	1	3	0	0	2	-23	
24	Terry McMorris	F 29:34	6-9	0-1	1-3	0	4	4	2	4	13	2	2	0	0	1	-30	
40	Kooper Jacobi	F 32:05	1-8	0-4	0-0	1	0	1	2	0	2	3	1	2	0	1	-40	
3	Meechie White	G 32:42	8-10	2-3	5-6	1	2	3	1	5	23	3	3	2	0	0	-28	
10	Preston Turner	G 27:25	4-7	3-5	0-0	0	0	0	1	1	11	2	4	0	0	0	-40	
1	Markus Blackwell	14:52	0-3	0-0	0-0	1	0	1	0	0	0	0	0	0	1	0	-12	
11	Malik Olafioye	15:27	1-2	1-2	0-0	1	0	1	2	1	3	1	1	0	0	1	-31	
7	Prince Johnson	09:50	0-0	0-0	0-0	0	3	3	4	0	0	0	0	0	1	0	-2	
13	Nazareth Fisher	15:18	2-3	0-0	0-0	0	2	2	3	0	4	0	2	0	0	1	-29	
Team						0	0	0	0	0	0		1					
Totals			25-54	6-23	6-9	4	13	17	17	11	62	12	17	4	2	6	-47	

Shooting By Period		
1 <sup>st</sup>	FG%	12-28 42.9%
	3PT%	4-14 28.6%
	FT%	0-0 0%
2 <sup>nd</sup>	FG%	13-26 50.0%
	3PT%	2-9 22.2%
	FT%	6-9 66.7%
GM	FG%	25-54 46.3%
	3PT%	6-23 26.1%
	FT%	6-9 66.7%

Dead Ball Rebounds: 2, 0

Major Fouls: Austin (F1) 1<sup>st</sup> 13:07

Purdue - 109			Record: 1-0															
NO. Name		Min	FG M-A	3P M-A	FT M-A	Rebounds			Fouls		TP	AS	TO	ST	Blocks		+/-	
						OR	DR	TOT	PF	FD						BS	BA	
4	Trey Kaufman-Renn	F 20:03	7-10	0-0	0-0	2	4	6	0	2	14	2	3	2	0	0	28	
45	Oscar Cluff	C 16:53	4-4	0-0	2-2	2	3	5	1	1	10	4	0	0	0	0	24	
0	C.J. Cox	G 20:42	3-8	2-5	0-0	1	2	3	2	0	8	2	1	0	0	0	33	
2	Fletcher Loyer	G 23:01	4-4	4-4	3-3	0	5	5	1	1	15	3	0	1	0	0	39	
3	Braden Smith	G 23:11	2-4	1-3	0-0	0	2	2	0	1	5	10	1	2	0	0	28	
12	Daniel Jacobsen	18:11	8-8	0-0	8-9	4	5	9	0	7	24	1	1	0	6	0	32	
24	Gicarri Harris	25:28	5-8	1-4	1-1	2	4	6	1	2	12	2	2	3	0	0	29	
14	Jack Benter	19:57	3-7	2-3	1-2	0	0	0	1	2	9	0	1	0	0	0	19	
17	Omer Mayer	18:10	4-9	1-4	1-1	0	1	1	1	1	10	3	1	2	0	0	26	
6	Aaron Fine	06:13	1-2	0-0	0-0	0	0	0	1	0	2	1	0	0	0	1	-9	
9	Jack Lusk	04:56	0-0	0-0	0-0	0	0	0	1	0	0	0	0	0	0	0	-9	
32	Jace Rayl	03:15	0-1	0-0	0-0	0	0	0	2	0	0	0	0	0	0	1	-5	
Team						0	0	0	0		0		0					
Totals			41-65	11-23	16-18	11	26	37	11	17	109	28	10	10	6	2	47	

Shooting By Period		
1 <sup>st</sup>	FG%	18-28 64.3%
	3PT%	6-12 50.0%
	FT%	11-11 100%
2 <sup>nd</sup>	FG%	23-37 62.2%
	3PT%	5-11 45.5%
	FT%	5-7 71.4%
GM	FG%	41-65 63.1%
	3PT%	11-23 47.8%
	FT%	16-18 88.9%

Dead Ball Rebounds: 2, 0

Major Fouls: NONE

	EIU	PUR	Points from		EIU	PUR	Period by Period Scoring		
Biggest lead	3 (1 <sup>st</sup> 18:44)	56 (2 <sup>nd</sup> 6:55)	Turnovers		15	26		1 <sup>st</sup>	2 <sup>nd</sup>
Best Scoring Run	8 (2 <sup>nd</sup> 2:42)	25 (2 <sup>nd</sup> 6:55)	Paint		26	58		TOT	
Lead Changes	4		Second Chance		3	16	EIU	28	34
Times Tied	5		Fast Breaks		11	8			
Time with Lead	02:42	34:12	Bench		7	57	PUR	53	56
								62	109

### MISCELLANEOUS SINGLE-GAME INFORMATION

Date	Opponent	Biggest Lead		Lead Chang.	Ties	I--Time In the Lead--I			Biggest Run		Paint	Off TO	2nd-ch.	Bench	Starters	Fr.	So.	Jr.	Sr.	
		PU	Opp.			PU	Opp.	Tied	PU	Opp.										
Nov. 4	Evansville	38	4	1	0	36:21	2:59	0:40	17	6	22-22	12-10	12-20	26-17	56-34	20	14	0	48	
Nov. 7	Oakland	14	6	7	6	27:23	8:18	4:19	7	10	32-40	18-5	10-14	13-9	74-68	11	16	0	60	
Nov. 13	[8] Alabama	8	4	21	14	23:50	7:11	8:59	7	9	30-22	8-9	16-7	20-14	67-66	7	16	0	64	
Nov. 16	Akron	26	3	6	2	34:43	3:30	1:47	10	6	46-18	16-11	24-20	31-20	66-59	16	18	0	63	
Nov. 20	Memphis	10	9	9	6	22:04	15:48	2:08	12	10	38-38	14-13	8-17	14-23	66-48	8	24	0	48	
Nov. 21	[15] Texas Tech	33	1	4	3	36:51	1:03	2:06	20	5	38-24	7-8	9-12	29-14	57-42	16	23	0	47	
Nov. 28	Eastern Illinois	56	3	4	5	34:12	2:42	3:06	25	8	58-26	26-15	16-3	57-7	52-55	21	44	0	44	
Dec. 2	Rutgers																			
Dec. 6	Iowa State																			
Dec. 10	Minnesota																			
Dec. 13	Marquette																			
Dec. 20	Auburn																			
Dec. 29	Kent State																			
Jan. 3	Wisconsin																			
Jan. 7	Washington																			
Jan. 10	Penn State																			
Jan. 14	Iowa																			
Jan. 17	USC																			
Jan. 20	UCLA																			
Jan. 24	Illinois																			
Jan. 27	Indiana																			
Feb. 1	Maryland																			
Feb. 7	Oregon																			
Feb. 10	Nebraska																			
Feb. 14	Iowa																			
Feb. 17	Michigan																			
Feb. 20	Indiana																			
Feb. 26	Michigan State																			
March 1	Ohio State																			
March 4	Northwestern																			
March 7	Wisconsin																			
PURDUE TOTALS		56							25			264	101	95	190	438	99	155	0	374
PURDUE AVERAGES											37.7	14.4	13.6	27.1	62.6	14.1	22.1	0.0	53.4	
OPPONENT TOTALS		6							10			190	71	93	104	372				
OPPONENT AVERAGES											27.1	10.1	13.3	14.9	53.1					

**POINTS-REBOUNDS-ASSISTS (starters in underline)**[illegible]

GAME 08 // RUTGERS // DECEMBER 2, 2025

INSIDE THE NUMBERS						PURDUE'S RECORD WHEN...																							
10+ POINTS			2026	CAREER		STATSHEET STUFFER			2026	CAREER		POINTS LEADER			2026	CAREER		Category	2025-26	Painter	Str.								
Fletcher Loyer			6 (6-0)	75 (59-16)		Braden Smith			1 (1-0)	45 (36-9)		Trey Kaufman-Renn			1 (1-0)	22 (15-7)		All Games	7-0	478-215	W-7								
Braden Smith			4 (4-0)	73 (60-13)		Oscar Cluff				7 (6-1)		Braden Smith			2 (2-0)	19 (16-3)		At Home	4-0	286-46	W-6								
Trey Kaufman-Renn			5 (5-0)	53 (41-12)		Trey Kaufman-Renn			1 (1-0)	2 (2-0)		Fletcher Loyer			2 (2-0)	15 (12-3)		On Road	1-0	103-109	W-1								
Liam Murphy			1 (1-0)	46 (17-29)		Daniel Jacobsen			1 (1-0)	1 (1-0)		C.J. Cox				2 (1-1)		At Neutral Sites	2-0	89-60	W-2								
Oscar Cluff			5 (5-0)	42 (31-11)		Fletcher Loyer				1 (0-1)		Oscar Cluff			1 (1-0)	1 (1-0)		vs. Big Ten Opponents		257-147	L-1								
C.J. Cox			3 (3-0)	13 (9-4)		Liam Murphy				1 (1-0)		Daniel Jacobsen			1 (1-0)	1 (1-0)		Big Ten Regular-Season		239-130	L-1								
Daniel Jacobsen			3 (3-0)	4 (4-0)		► At least five in three categories (pt, reb, ast, stl, blk).												Big Ten Tournament		18-17	L-1								
Jack Benter			2 (2-0)	2 (2-0)														At Home		147-37	W-2								
Omer Mayer			3 (3-0)	3 (3-0)		CONSECUTIVE GAMES WITH A 3-POINTER												On Road		92-93	L-4								
Gicarri Harris			1 (1-0)	3 (2-1)														At Neutral Site		18-17	L-1								
CONSECUTIVE 10+ POINT GAMES						Trey Kaufman-Renn				9		Trey Kaufman-Renn			3 (3-0)	20 (14-6)		vs. Non-Conference Foes	7-0	221-68	W-7								
						Oscar Cluff				6		Braden Smith				11 (8-3)		Regular-Season	7-0	197-52	W-8								
						Fletcher Loyer				5		C.J. Cox				4 (1-3)		At Home	4-0	139-9	W-36								
						Daniel Jacobsen				4		Oscar Cluff			3 (3-0)	3 (3-0)		On Road	1-0	11-17	W-1								
						Omer Mayer				1		Jack Benter				2 (1-1)		At Neutral Site	2-0	71-42	W-2								
						Gicarri Harris				1		Daniel Jacobsen			1 (1-0)	1 (1-0)		vs. Ranked Opponent	2-0	79-102	W-2								
										1		Gicarri Harris				1 (1-0)		vs. Unranked Opponent	5-0	399-113	W-8								
20+ POINTS						Trey Kaufman-Renn				22		Raleigh Burgess				1 (1-0)		In Overtime		16-20	L-1								
						Oscar Cluff				9		Fletcher Loyer				8 (7-1)		Leading at Halftime	6-0	396-62	W-6								
						Braden Smith			2 (2-0)	3		C.J. Cox			6 (6-0)	102 (79-23)		Trailing at Halftime		66-141	L-2								
						Trey Kaufman-Renn				2		Gicarri Harris			1 (1-0)	3 (2-0)		Tied at Halftime	1-0	16-13	W-3								
						Oscar Cluff				1		Oscar Cluff						Games Decided by 1-9 Pts.	2-0	172-128	W-2								
						Fletcher Loyer			2 (2-0)	1		Jack Benter						3 Points or Less		52-43	L-3								
						Liam Murphy				1		Aaron Fine						4-6 Points		58-41	W-2								
30+ POINTS						Trey Kaufman-Renn				1		Trey Kaufman-Renn			13	354		7-9 Points	2-0	62-44	W-2								
						Oscar Cluff				2		Oscar Cluff						Games Decided by 10+ Pts.	5-0	306-87	W-7								
						Fletcher Loyer			1 (1-0)	1		Raleigh Burgess						10-19 Points	2-0	159-70	W-4								
						Oscar Cluff				1		Omer Mayer						20-Plus Points	3-0	147-17	W-27								
						C.J. Cox				1		Raleigh Burgess						Purdue Shoots 48% or Better	3-0	244-24	W-3								
										1		Omer Mayer						Purdue Shoots Less Than 48%	4-0	234-191	W-4								
										1		Gicarri Harris						Opp. Shoots 48% or Better		46-90	L-2								
10+ REBOUNDS						Trey Kaufman-Renn			2	17		Daniel Jacobsen			11	13		Opp. Shoots Less Than 48%	7-0	432-125	W-7								
						Braden Smith				2		Oscar Cluff			10	10		Oscar Cluff	22	22		Purdue Shoots Better Than Opp.	7-0	398-51	W-7				
						Trey Kaufman-Renn				2		Raleigh Burgess				4		Oscar Cluff	22	22		Opp. Shoots Better / Equal %		80-164	L-5				
						Fletcher Loyer			1 (1-0)	1		Omer Mayer			2	2		Raleigh Burgess		17		Purdue Outrebounds Opp.	5-0	365-93	W-9				
						Oscar Cluff				1		Gicarri Harris				2		Jack Benter	6	6		Opp. Outreb. / Equals Purdue	2-0	113-122	W-2				
										1		Jack Benter			1	1		Omer Mayer	2	2		Purdue Has More FT Attempts	6-0	361-54	W-6				
										1		Fletcher Loyer				1		Omer Mayer	2	2		Opp. Has More / Equal FT Att.	1-0	117-161	W-1				
10+ ASSISTS						Trey Kaufman-Renn				1		Liam Murphy			1	1		Purdue Makes 10+ 3-Ptrs.	3-0	126-19	W-6								
						Oscar Cluff			4 (4-0)	27 (23-4)		TOTALS			26			PLUS-MINUS			LAST	OVERALL		Purdue Makes 0-4 3-Ptrs.		67-75	W-1		
												AND-ONES			CHANCES	PCT.		Fletcher Loyer			+39	+154		Opp. Makes 10+ 3-Ptrs.	2-0	61-39	W-3		
												Oscar Cluff			1-1	1.000		C.J. Cox			+33	+134		Opp. Makes 0-4 3-Ptrs.	1-0	139-43	W-1		
												C.J. Cox			1-1	1.000		Oscar Cluff			+24	+123		Purdue Has 0-9 Turnovers	2-0	143-49	W-2		
												Daniel Jacobsen			1-1	1.000		Braden Smith			+28	+103		Purdue Has 10-15 Turnovers	5-0	269-108	W-6		
												Braden Smith			2-3	.667		Trey Kaufman-Renn			+28	+77		Purdue Has 16+ Turnovers		66-58	W-1		
DOUBLE-DOUBLES						Trey Kaufman-Renn				.000		Jack Benter			+19	+75		Opp. Has 0-9 Turnovers	3-0	122-87	W-3								
												Gicarri Harris			1-2	.500		Omer Mayer			26	+53		Opp. Has 10-15 Turnovers	3-0	218-98	W-6		
												Trey Kaufman-Renn			0-1	.000		Daniel Jacobsen			+32	+38		Opp. Has 16+ Turnovers	3-0	218-98	W-6		
												TOTALS			6-9	.567		Gicarri Harris			29	+13		Opp. Has Fewer TDs	1-0	138-30	W-3		
												FIRST POINTS			2P	3P	FT	TOT.	Liam Murphy			—	+6		Purdue Has Fewer TDs	4-0	252-69	W-5	
												Oscar Cluff			2			2								Purdue Has More / Equal TDs	3-0	226-146	W-3
												Trey Kaufman-Renn			2			2								Purdue Wins Reb. & TO Margin	2-0	163-15	W-30
THE START CHART (2)												Jack Benter			1	1		Purdue Loses Reb. & TO Margin		6-52	L-4								
												Fletcher Loyer				1		2					Purdue Scores 0-49 Pts.		2-9	L-1			
												Jack Benter				1		1					Purdue Scores 50-59 Pts.		12-55	L-5			
																							Purdue Scores 60-69 Pts.		111-91	L-3			
																							Purdue Scores 70-79 Pts.		154-45	W-4			
																							Purdue Scores 80-89 Pts.	5-0	131-15	W-5			
																							Purdue Scores 90+ Pts.	2-0	68-0	W-130			
CAREER STARTS AT PURDUE																					Opp. Scores 0-49 Pts.		59-1	W-29					
																										Opp. Scores 50-59 Pts.	2-0	130-6	W-26
																										Opp. Scores 60-69 Pts.	1-0	178-61	W-1
																										Opp. Scores 70-79 Pts.	3-0	91-91	W-5
																										Opp. Scores 80-89 Pts.	1-0	15-45	W-1
																										Opp. Scores 90+ Pts.		5-11	L-1
																										0-1 Player in Double Figures		8-10	L-1
CONSECUTIVE 10+ POINT GAMES																					2 Players in Double Figures	1-0	74-65	W-1					
																										3 Players in Double Figures	1-0	184-105	W-2
																										4 Players in Double Figures	1-0	148-25	W-7
																										5+ Players in Double Figures	4-0	64-10	W-6
																										In November	7-0	107-24	W-10
																										In December		106-35	W-1
																										In January		109-54	W-2
20+ POINTS																					In February		89-51	W-1					
																										In March		66-50	L-1
																										In April		1-1	L-1
																										On Sunday	1-0	72-31	W-1
																										On Monday		19-8	W-2
																										On Tuesday	1-0	75-34	W-2
																										On Wednesday		70-29	W-14
30+ POINTS																					On Thursday	2-0	51-28	W-6					
																										On Friday	3-0	64-21	W-3
																										On Saturday		127-63	W-1
																										Wearing White Uniforms	2-0		W-12
																										Wearing White Throwback Uniforms	2-0		W-3
																										Wearing Black Uniforms			L-1
																										Wearing Black Throwback Uniforms	1-0		W-1
10+ REBOUNDS																					Wearing Gold Uniforms	2-0		W-11					
																										Wearing Anthracite / Gray Uniforms			L-1

STANDOUT PERFORMANCES BY DATE

OSCAR CLUFF		20-POINT GAMES (11-3)
27	North Dakota	March 7, 2025
22	Oral Roberts	Feb. 27, 2025
21	South Dakota	Feb. 16, 2025
24	Omaha	Feb. 13, 2025
23	North Dakota State	Jan. 30, 2025
23	Kansas City	Jan. 23, 2025
21	Oral Roberts	Jan. 18, 2025
30	Denver	Jan. 2, 2025
21	[5] Alabama	Dec. 29, 2024
20	Dakota Wesleyan	Dec. 2, 2024
20	Missouri State	Nov. 26, 2024
22	Northern Colorado	Nov. 14, 2024
23	Long Beach State	Nov. 8, 2024
20	Oregon State	Jan. 4, 2024

OSCAR CLUFF		DOUBLE-DOUBLES (18-7)
15 pts, 15 rebs	[15] Texas Tech	Nov. 21, 2025
14 pts, 14 rebs	Akron	Nov. 16, 2025
27 pts, 17 rebs	North Dakota	March 7, 2025
22 pts, 12 rebs	Oral Roberts	Feb. 27, 2025
17 pts, 10 rebs	Kansas City	Feb. 23, 2025
14 pts, 10 rebs	North Dakota State	Feb. 19, 2025
21 pts, 16 rebs	South Dakota	Feb. 16, 2025
25 pts, 15 rebs	Omaha	Feb. 13, 2025
10 pts, 19 rebs	North Dakota	Feb. 1, 2025
23 pts, 15 rebs	North Dakota State	Jan. 30, 2025
11 pts, 14 rebs	South Dakota	Jan. 25, 2025
23 pts, 19 rebs	Kansas City	Jan. 23, 2025
21 pts, 20 rebs	Oral Roberts	Jan. 18, 2025
13 pts, 19 rebs	St. Thomas	Jan. 8, 2025
30 pts, 19 rebs	Denver	Jan. 2, 2025
21 pts, 15 rebs	[5] Alabama	Dec. 29, 2024
19 pts, 11 rebs	Eastern Washington	Dec. 7, 2024
20 pts, 12 rebs	Dakota Wesleyan	Dec. 2, 2024
20 pts, 12 rebs	Missouri State	Nov. 26, 2024
19 pts, 14 rebs	Boise State	Nov. 25, 2024
17 pts, 11 rebs	Duquesne	Nov. 24, 2024
22 pts, 11 rebs	Northern Colorado	Nov. 14, 2024
23 pts, 14 rebs	Long Beach State	Nov. 18, 2024
14 pts, 14 rebs	McNeese	Nov. 4, 2024
12 pts, 14 rebs	Stanford	Jan. 18, 2024

C.J. COX		20-POINT GAMES (1-0)
23	Nebraska	Jan. 12, 2025

FLETCHER LOYER		20-POINT GAMES (10-1)
20	Memphis	Nov. 20, 2025
30	Evansville	Nov. 4, 2025
23	Rutgers	March 4, 2025
20	Indiana	Feb. 23, 2025
24	Minnesota	Jan. 2, 2025
21	Texas A&M-Corpus Christi	Nov. 4, 2024
27	[1] Arizona	Dec. 16, 2023
27	[7] Tennessee	Nov. 21, 2023
27	Nebraska	Jan. 13, 2023
22	Nebraska	Dec. 10, 2022
20	Minnesota	Dec. 4, 2022

FLETCHER LOYER		4, 3-POINTER GAMES (17-0)
4	Eastern Illinois	Nov. 28, 2025
4	Memphis	Nov. 20, 2025
7	Evansville	Nov. 4, 2025
7	Rutgers	March 4, 2024
5	[21] Michigan	Jan. 24, 2025
5	Nebraska	Jan. 12, 2025
4	Minnesota	Jan. 2, 2025
4	Toledo	Dec. 29, 2024
4	Northern Kentucky	Nov. 8, 2024
4	Michigan State	March 2, 2024
4	Indiana	Jan. 16, 2024
5	[1] Arizona	Dec. 16, 2023
4	Samford	Nov. 6, 2023

6	Nebraska	Jan. 13, 2023
4	Penn State	Jan. 8, 2023
4	[8] Duke	Nov. 27, 2022
4	Milwaukee	Nov. 8, 2022

TREY KAUFMAN-RENN		20-POINT GAMES (15-6)
22	McNeese	March 22, 2025
21	High Point	March 20, 2025
24	[22] Michigan	March 14, 2025
30	USC	March 13, 2025
29	Illinois	March 7, 2025
29	UCLA	Feb. 28, 2025
24	[14] Michigan State	Feb. 18, 2025
30	[16] Wisconsin	Feb. 15, 2025
22	[20] Michigan	Feb. 11, 2025
24	USC	Feb. 7, 2025
25	Iowa	Feb. 4, 2025
23	Indiana	Jan. 31, 2025
26	Ohio State	Jan. 21, 2025
23	[13] Oregon	Jan. 18, 2025
23	Toledo	Dec. 29, 2024
21	Maryland	Dec. 8, 2024
25	[23] Ole Miss	Nov. 29, 2024
22	North Carolina State	Nov. 28, 2024
26	[2] Alabama	Nov. 15, 2024
23	[9] Illinois	Jan. 5, 2024
24	New Orleans	Dec. 21, 2022

TREY KAUFMAN-RENN		DOUBLE-DOUBLES (7-0)
12 pts, 11 rebs	Memphis	Nov. 20, 2025
17 pts, 15 rebs	Akron	Nov. 16, 2025
19 pts, 15 rebs	[8] Alabama	Nov. 13, 2025
22 pts, 15 rebs	McNeese	March 22, 2025
24 pts, 10 rebs	USC	Feb. 7, 2025
23 pts, 11 rebs	[13] Oregon	Jan. 18, 2025
25 pts, 13 rebs	[23] Ole Miss	Nov. 29, 2024

BRADEN SMITH		20-POINT GAMES (18-1)
29	[8] Alabama	Nov. 13, 2025
20	Oakland	Nov. 7, 2025
20	High Point	March 20, 2025
23	Rutgers	March 4, 2025
23	UCLA	Feb. 28, 2025
24	[20] Michigan	Feb. 11, 2025
31	Iowa	Feb. 4, 2025
24	Indiana	Jan. 31, 2025
24	[21] Michigan	Jan. 24, 2025
22	Northwestern	Jan. 5, 2025
20	Minnesota	Jan. 2, 2025
34	Toledo	Dec. 29, 2024
24	Maryland	Dec. 8, 2024
22	Yale	Nov. 11, 2024
23	Michigan State	March 2, 2024
26	[1] Arizona	Dec. 16, 2023
27	Alabama	Dec. 9, 2023
24	Iowa	Feb. 9, 2023
20	Marquette	Nov. 15, 2022

BRADEN SMITH		10-ASSIST GAMES (23-4)
10	Eastern Illinois	Nov. 28, 2025
12	Memphis	Nov. 20, 2025
10	Akron	Nov. 16, 2025
11	Evansville	Nov. 4, 2025
15	[2] Houston	March 28, 2025
12	Illinois	March 7, 2025
12	[16] Wisconsin	Feb. 15, 2025
13	USC	Feb. 7, 2025
10	[21] Michigan	Jan. 24, 2025
14	Nebraska	Jan. 12, 2025
14	Rutgers	Jan. 9, 2025
10	Minnesota	Jan. 2, 2025
12	Toledo	Dec. 29, 2024
10	Maryland	Dec. 8, 2024

11	[23] Ole Miss	Nov. 29, 2024
10	[2] Alabama	Nov. 15, 2024
15	Texas A&M-Corpus Christi	Nov. 4, 2024
15	[18] Gonzaga	March 29, 2024
10	Grambling	March 22, 2024
10	Wisconsin	March 16, 2024
10	Wisconsin	March 10, 2024
11	Michigan	Feb. 25, 2024
16	Northwestern	Jan. 31, 2024
10	Michigan	Jan. 23, 2024
11	Penn State	Jan. 13, 2024
10	Texas Southern	Nov. 28, 2023
11	Morehead State	Nov. 10, 2023

BRADEN SMITH		4+, 3-POINTERS (15-2)
5	[8] Alabama	Nov. 13, 2025
7	Rutgers	March 4, 2024
6	UCLA	Feb. 28, 2025
4	[20] Michigan	Feb. 11, 2025
5	Iowa	Feb. 4, 2025
5	Minnesota	Jan. 2, 2025
6	Toledo	Dec. 29, 2024
5	[17] Texas A&M	Dec. 14, 2024
5	Maryland	Dec. 8, 2024
4	[23] Ole Miss	Nov. 29, 2024
4	Yale	Nov. 11, 2024
4	Michigan State	March 2, 2024
4	[1] Arizona	Dec. 16, 2023
4	Alabama	Dec. 9, 2023
4	[4] Marquette	Nov. 22, 2023
4	Samford	Nov. 6, 2023
4	Iowa	Feb. 9, 2023

BRADEN SMITH		DOUBLE-DOUBLES (18-1)
16 pts, 10 asts	Akron	Nov. 16, 2025
18 pts, 12 asts	Illinois	March 7, 2025
24 pts, 10 asts	[21] Michigan	Jan. 24, 2025
16 pts, 14 asts	Rutgers	Jan. 9, 2025
20 pts, 10 asts	Minnesota	Jan. 2, 2025
34 pts, 12 asts	Toledo	Dec. 29, 2024
24 pts, 10 asts	Maryland	Dec. 8, 2024
18 pts, 11 asts	[23] Ole Miss	Nov. 29, 2024
17 pts, 10 asts	[2] Alabama	Nov. 15, 2024
12 pts, 15 asts	Texas A&M-Corpus Christi	Nov. 4, 2024
14 pts, 15 asts	[18] Gonzaga	March 29, 2024
11 pts, 10 asts	Grambling	March 22, 2024
10 pts, 10 asts	Wisconsin	March 10, 2024
11 pts, 11 asts	Michigan	Feb. 25, 2024
11 pts, 16 asts	Northwestern	Jan. 31, 2024
11 pts, 10 asts	Michigan	Jan. 23, 2024
19 pts, 10 asts	Texas Southern	Nov. 28, 2023
11 pts, 11 asts	Morehead State	Nov. 10, 2023
10 pts, 12 rebs	Davidson	Dec. 17, 2022

DANIEL JACOBSEN		20-POINT GAMES (1-0)
24	Eastern Illinois	Nov. 28, 2025

DANIEL JACOBSEN		5-BLOCK GAMES (1-0)
6	Eastern Illinois	Nov. 28, 2025



GAME 08 // RUTGERS // DECEMBER 2, 2025

INDIVIDUAL GAME-BY-GAME STATISTICS (CAREER)																
#0   C.J. COX																
2025-26 SEASON (SOPH.)		Min.	FG	3FG	FT	O-D-T	PF	A	TO	B	S	Pts.				
N4	• Evansville	20	0-0	0-0	0-0	0-2-2	1	2	0	0	0	0				
N8	• Oakland	26	5-9	2-6	2-2	0-2-2	2	2	0	0	0	14				
N13	• [8] Alabama	23	1-2	0-1	1-1	1-1-2	2	0	0	0	0	3				
N16	• Akron	24	1-5	1-3	0-0	0-1-1	2	0	1	1	0	3				
N20	• Memphis	30	7-10	4-7	0-0	1-3-4	1	1	1	0	1	18				
N21	• [15] Texas Tech	25	4-8	2-3	0-0	0-3-3	0	1	2	0	1	10				
N28	• Eastern Illinois	21	3-8	2-5	0-0	1-2-3	2	2	1	0	0	8				
D2	Rutgers															
D6	Iowa State															
D10	Minnesota															
D13	Marquette															
D20	Auburn															
D29	Kent State															
J3	Wisconsin															
J7	Washington															
J10	Penn State															
J14	Iowa															
J17	USC															
J20	UCLA															
J24	Illinois															
J27	Indiana															
F1	Maryland															
F7	Oregon															
F10	Nebraska															
F14	Iowa															
F17	Michigan															
F20	Indiana															
F26	Michigan State															
M1	Ohio State															
M4	Northwestern															
M7	Wisconsin															
2024-25 SEASON (FR.)		Min.	FG	3FG	FT	O-D-T	PF	A	TO	B	S	Pts.				
N4	Texas A&M / Corpus Christi	11	1-1	1-1	0-1	0-2-2	0	1	1	0	1	3				
N8	Northern Kentucky	16	0-3	0-2	0-0	0-2-2	1	0	1	0	3	0				
N11	Yale	16	3-5	0-2	6-7	1-1-2	2	2	0	0	0	12				
N15	[2] Alabama	18	4-5	3-3	0-1	0-1-1	2	0	0	0	0	11				
N19	[15] Marquette	9	0-4	0-2	0-0	0-0-0	1	1	1	0	0	0				
N23	Marshall	17	1-8	0-3	2-2	1-3-4	1	0	1	0	0	4				
N28	North Carolina State	8	0-0	0-0	0-0	1-0-1	2	0	0	0	0	0				
N29	[23] Ole Miss	5	0-0	0-0	0-0	0-0-0	0	0	0	0	0	0				
D5	Penn State	19	5-8	2-5	0-2	0-0-0	4	2	1	0	1	12				
D8	Maryland	11	0-3	0-2	0-0	0-1-1	1	0	3	0	0	0				
D14	[17] Texas A&M	17	4-6	2-3	0-0	2-0-2	1	1	2	0	0	10				
D21	[2] Auburn	19	3-7	3-5	7-7	1-2-3	1	2	0	0	0	16				
D29	Toledo	14	1-1	0-0	0-0	1-2-3	0	2	0	0	2	2				
J2	• Minnesota	21	0-2	0-0	0-0	0-5-5	0	0	0	0	0	0				
J5	• Northwestern	22	4-6	2-4	2-2	3-5-8	0	1	1	0	0	12				
J9	• Rutgers	17	2-5	1-4	0-0	0-4-4	2	1	0	0	0	5				
J12	• Nebraska	23	9-11	5-7	0-0	1-3-4	0	2	1	0	4	23				
J15	• Washington	21	0-4	0-2	0-0	0-2-2	3	0	0	0	1	0				
J18	• [13] Oregon	15	0-0	0-0	0-0	1-2-3	2	1	0	0	0	0				
J21	• Ohio State	24	4-6	0-1	1-1	1-1-2	3	0	2	0	0	9				
J24	• [21] Michigan	19	3-4	1-2	4-4	1-2-3	3	0	0	0	3	11				
J31	• Indiana	17	1-1	0-0	2-4	3-1-4	1	0	0	0	1	4				
F4	• Iowa	24	2-6	2-6	3-4	2-1-3	2	0	0	0	0	9				
F7	• USC	24	2-3	2-3	2-3	2-4-6	1	0	0	0	0	8				
F11	• [20] Michigan	27	2-6	1-3	2-2	0-2-2	4	0	1	0	1	7				
F15	• [16] Wisconsin	27	4-8	3-6	2-2	1-5-6	2	1	0	0	1	13				
F18	• [14] Michigan State	24	1-4	1-4	0-0	0-1-1	1	0	1	0	0	3				
F23	• Indiana	26	1-5	0-1	1-2	1-5-6	2	1	1	0	3	3				
F28	• UCLA	20	2-6	0-2	1-2	1-2-3	4	2	1	0	1	5				
M4	• Rutgers	26	3-5	0-1	0-0	1-1-2	1	1	0	0	1	6				
M7	• Illinois	24	2-5	1-3	2-2	0-5-5	2	0	0	1	0	7				
M13	• USC	15	0-1	0-1	1-2	0-1-1	0	1	1	0	0	1				
M14	• [22] Michigan	20	0-3	0-0	0-0	1-1-2	0	1	0	0	0	0				
M20	• High Point	14	1-1	0-0	0-0	2-1-3	0	0	0	0	1	2				
M22	• McNeese	20	3-4	2-2	3-3	0-0-0	1	2	0	0	1	11				
M28	• [2] Houston	19	2-5	1-3	2-2	1-4-5	1	1	0	0	1	7				
2025-26 SEASON (SR.)		Min.	FG	3FG	FT	O-D-T	PF	A	TO	B	S	Pts.				
N4	• Evansville	28	8-11	7-10	7-8	0-0-0	0	1	1	0	0	30				
N8	• Oakland	32	5-11	3-7	2-2	1-2-3	3	1	1	0	1	15				
N13	• [8] Alabama	31	3-8	1-4	0-0	0-3-3	2	2	1	0	2	7				
N16	• Akron	25	4-10	3-6	5-5	0-0-0	1	1	1	0	0	16				
N20	• Memphis	32	6-14	4-10	4-4	0-4-4	2	0	4	0	2	20				
N21	• [15] Texas Tech	24	3-8	2-5	2-2	0-2-2	2	2	2	0	0	10				
N28	• Eastern Illinois	23	4-4	4-4	3-3	0-5-5	1	3	0	0	1	15				
D2	Rutgers															
D6	Iowa State															
D10	Minnesota															
D13	Marquette															
D20	Auburn															
D29	Kent State															
J3	Wisconsin															
J7	Washington															
J10	Penn State															
J14	Iowa															
J17	USC															
J20	UCLA															
J24	Illinois															
J27	Indiana															
F1	Maryland															
F7	Oregon															
F10	Nebraska															
F14	Iowa															
F17	Michigan															
F20	Indiana															
F26	Michigan State															
M1	Ohio State															
M4	Northwestern															
M7	Wisconsin															
2024-25 SEASON (JR.)		Min.	FG	3FG	FT	O-D-T	PF	A	TO	B	S	Pts.				
N4	• Texas A&M / Corpus Christi	31	6-10	3-5	6-7	0-1-1	2	2	1	0	0	21				
N8	• Northern Kentucky	28	6-9	4-5	0-1	0-1-1	0	4	1	1	1	16				
N11	• Yale	26	5-7	2-2	2-2	0-0-0	3	3	2	0	0	14				
N15	• [2] Alabama	31	5-9	3-5	4-5	0-2-2	1	2	1	0	1	17				
N19	• [15] Marquette	34	4-11	1-3	4-4	0-1-1	0	2	3	0	1	13				
N23	• Marshall	23	1-3	0-1	4-5	0-0-0	0	0	1	0	0	6				
N28	• North Carolina State	32	2-8	1-3	5-6	2-3-5	2	1	0	0	0	10				
N29	• [23] Ole Miss	35	4-7	3-5	2-3	0-3-3	0	2	2	0	0	13				
D5	• Penn State	28	3-10	1-4	8-8	0-4-4	0	2	5	0	1	15				
D8	• Maryland	35	4-11	3-7	1-3	1-6-7	3	1	1	0	1	12				
D14	• [17] Texas A&M	38	5-8	0-2	2-2	0-0-0	3	3	2	0	1	12				
D21	• [2] Auburn	26	3-12	0-4	5-5	1-0-1	1	1	1	0	1	11				
D29	• Toledo	33	5-11	4-7	3-3	1-2-3	2	3	2	0	1	17				
J2	• Minnesota	36	8-10	4-6	4-4	0-0-0	1	3	0	0	0	24				
J5	• Northwestern	25	3-7	0-1	3-3	0-2-2	3	0	0	0	1	9				
J9	• Rutgers	36	6-14	1-6	0-0	0-3-3	0	0	1	0	1	13				
J12	• Nebraska	24	7-12	5-6	0-0	0-0-0	0	1	0	0	0	19				
J15	• Washington	34	4-7	2-4	2-2	0-5-5	1	0	2	0	1	12				
J18	• [13] Oregon	35	2-9	1-4	1-2	0-2-2	0	1	1	0	0	6				
J21	• Ohio State	39	6-12	0-2	3-3	1-2-3	1	0	1	0	1	15				
J24	• [21] Michigan	29	6-13	5-10	1-2	0-3-3	0	1	1	0	0	18				
J31	• Indiana	31	4-10	1-3	6-7	0-4-4	0	1	0	0	0	15				
F4	• Iowa	27	3-8	3-5	0-0	0-1-1	1	4	3	0	0	9				
F7	• USC	23	5-11	2-7	2-3	0-2-2	3	1	1	0	0	14				
F11	• [20] Michigan	36	5-11	2-6	3-3	0-1-1	2	0	1	0	1	15				
F15	• [16] Wisconsin	28	4-8	2-4	5-6	1-3-4	1	1	1	0	0	15				
F18	• [14] Michigan State	31	2-5	2-3	2-2	1-4-5	1	5	1	0	2	8				
F23	• Indiana	33	6-9	2-2	6-7	1-2-3	0	2	1	0	0	20				
F28	• UCLA	33	3-6	3-5	2-2	0-1-1	3	2	1	0	0	11				
M4	• Rutgers	23	8-13	7-12	0-0	1-1-2	1	1	0	0	1	23				
M7	• Illinois	29	4-7	0-2	6-8	0-0-0	1	0	0	0	2	14				
M13	• USC	34	4-9	3-7	3-3	0-1-1	2	1	1	0	0	19				
M14	• [22] Michigan	27	0-6	0-3	5-6	0-2-2	0	3	1	0	0	5				

Individual Game-by-Game Statistics (Career)														
2023-24 Season (SOPH.)		Min.	FG	3FG	FT	O-D-T	PF	A	TO	B	S	Pts.		
N6	• Samford	17	4-7	4-6	0-0	0-2-2	2	1	1	0	1	12		
N10	• Morehead State	27	0-2	0-2	2-2	0-3-3	1	1	0	0	0	2		
N13	• Xavier	25	2-9	1-4	2-2	1-3-4	2	1	0	0	2	11		
N20	• [11] Gonzaga	24	0-6	0-3	2-2	0-1-1	1	1	3	0	0	2		
N21	• [7] Tennessee	36	7-18	3-10	10-11	0-6-6	2	0	2	0	3	27		
N22	• [4] Marquette	35	4-10	1-3	1-2	0-2-2	2	1	2	0	0	10		
N28	• Texas Southern	18	1-4	1-2	2-2	0-1-1	2	1	1	0	0	5		
D1	• Northwestern	34	5-8	3-5	4-5	1-2-3	2	1	2	0	0	17		
D4	• Iowa	21	5-10	2-4	0-0	1-1-2	0	3	0	0	0	12		
D9	• Alabama	20	0-5	0-3	4-4	1-2-3	1	1	3	0	2	4		
D16	• [1] Arizona	36	11-18	5-9	0-0	0-1-1	2	3	1	0	4	27		
D21	• Jacksonville	20	2-8	2-6	0-0	0-1-1	0	3	0	0	1	6		
D29	• Eastern Kentucky	26	6-11	2-4	0-0	0-2-2	0	1	1	0	1	14		
J2	• Maryland	27	3-9	2-5	1-2	1-2-3	1	2	0	0	0	9		
J5	• [9] Illinois	27	1-8	1-1	2-2	0-2-2	1	3	1	0	1	5		
J9	• Nebraska	21	3-9	3-6	4-4	0-1-1	0	2	3	0	1	13		
J13	• Penn State	22	4-8	1-3	2-2	0-2-2	3	3	0	0	0	11		
J16	• Indiana	28	5-6	4-4	5-7	0-3-3	0	3	2	0	0	19		
J20	• Iowa	32	5-10	2-6	0-0	0-2-2	1	1	2	0	0	12		
J23	• Michigan	22	2-7	2-3	1-3	0-1-1	0	1	0	0	0	7		
J28	• Rutgers	30	1-4	0-3	5-5	0-0-0	1	1	1	0	1	7		
J31	• Northwestern	27	6-9	3-5	0-0	0-0-0	2	2	2	0	0	15		
F4	• [6] Wisconsin	29	3-7	0-0	6-7	0-2-2	1	1	1	0	1	12		
F10	• Indiana	26	1-6	1-3	2-3	1-2-3	2	2	1	0	0	5		
F15	• Minnesota	25	1-5	0-1	1-3	0-1-1	2	1	2	0	0	3		
F18	• Ohio State	25	1-7	0-1	4-4	0-1-1	4	0	1	0	2	6		
F22	• Rutgers	24	0-2	0-2	2-2	0-2-2	2	5	1	0	2	2		
F25	• Michigan	25	3-8	1-5	2-2	0-1-1	1	0	1	0	0	9		
M2	• Michigan State	32	5-9	4-6	1-2	0-1-1	2	3	1	1	0	15		
M5	• [12] Illinois	34	6-12	2-3	2-2	1-2-3	3	5	1	0	0	16		
M10	• Wisconsin	33	5-5	2-2	3-3	0-5-5	3	4	2	0	0	15		
M15	• Michigan State	37	2-6	1-1	0-0	0-1-1	0	1	3	0	1	5		
M16	• Wisconsin	33	1-4	1-2	6-6	0-4-4	2	1	0	0	2	8		
M22	• Grambling	25	3-4	2-2	0-0	0-2-2	0	0	1	0	0	8		
M24	• [20] Utah State	30	5-9	1-2	4-4	0-1-1	2	6	0	0	0	15		
M29	• [18] Gonzaga	34	4-7	2-4	0-0	0-1-1	1	2	0	0	1	10		
M31	• [6] Tennessee	34	4-12	1-5	5-6	0-3-3	3	4	1	0	2	14		
A6	• North Carolina State	33	3-9	3-5	2-2	2-2-4	2	2	1	0	1	11		
A8	• [1] Connecticut	30	0-5	0-1	0-0	1-1-2	2	0	1	0	1	0		
2022-23 Season (FR.)		Min.	FG	3FG	FT	O-D-T	PF	A	TO	B	S	Pts.		
8	• Milwaukee	24	6-15	5-12	0-0	0-2-2	3	3	0	0	1	17		
N11	• Austin Peay	21	2-9	0-5	1-1	0-2-2	1	3	1	0	1	5		
N15	• Marquette	25	3-7	2-4	1-4	0-2-2	0	0	1	0	0	9		
N24	• West Virginia	26	1-5	1-4	2-2	0-0-0	4	1	1	0	0	5		
N25	• [6] Gonzaga	34	4-8	3-6	3-4	0-3-3	0	5	2	0	0	14		
N27	• [8] Duke	34	6-14	4-8	2-2	0-2-2	1	0	1	0	2	18		
N30	• Florida State	28	4-12	2-6	1-2	0-0-0	2	4	0	0	0	11		
D4	• Minnesota	28	7-11	2-4	4-4	0-1-1	0	8	0	0	1	20		
D7	• Hofstra	25	2-9	1-5	5-5	0-1-1	0	5	1	1	0	10		
D10	• Nebraska	33	9-21	2-10	2-3	0-3-3	1	0	0	0	1	22		
D17	• Davidson	31	2-12	1-8	9-10	0-2-2	0	3	0	1	1	14		
D21	• New Orleans	28	2-7	2-5	2-3	0-1-1	0	0	1	0	1	8		
D29	• Florida A&M	19	3-8	1-5	0-0	0-0-0	1	1	0	0	0	7		
J2	• Rutgers	27	2-6	2-5	4-6	0-2-2	2	2	2	0	0	10		
J5	• [24] Ohio State	25	4-12	3-6	0-0	0-2-2	1	1	4	0	0	11		
J8	• Penn State	34	6-11	4-7	1-2	0-2-2	2	2	0	0	1	17		
J13	• Nebraska	34	8-15	6-12	5-6	0-0-0	0	3	3	0	0	27		
J16	• Michigan State	31	5-9	2-3	5-5	1-1-2	3	4	1	0	1	17		
J19	• Minnesota	29	3-10	0-2	0-0	0-4-4	1	3	0	0	2	6		
J22	• Maryland	33	3-9	1-4	0-0	0-2-2	2	4	1	0	1	7		
J26	• Michigan	35	4-10	1-3	8-8	0-2-2	1	0	1	0	1	17		
J29	• Michigan State	31	4-8	1-3	0-0	0-1-1	1	1	1	0	0	9		
F1	• Penn State	29	2-8	1-3	0-0	0-2-2	1	4	2	0	2	5		
F4	• [21] Indiana	31	4-12	1-6	3-4	1-1-2	3	2	2	0	0	12		
F9	• Iowa	34	7-16	2-8	1-1	0-2-2	0	4	2	0	0	17		
F12	• Northwestern	27	1-6	0-2	0-0	0-3-3	3	1	2	0	0	2		
F16	• Maryland	35	2-9	0-3	2-2	0-1-1	3	3	1	0	1	6		
F19	• Ohio State	26	2-6	1-4	1-2	0-1-1	1	4	1	0	1	6		
F25	• [17] Indiana	35	4-12	2-5	4-6	0-5-5	1	1	3	0	0	14		
M2	• Wisconsin	37	6-11	1-3	0-0	0-0-0	0	2	1	0	0	13		
M5	• Illinois	26	0-4	0-3	4-4	0-0-0	4	3	1	0	1	4		
M10	• Rutgers	19	0-5	0-2	4-5	0-1-1	1	1	1	0	0	4		
M11	• Ohio State	28	1-5	1-3	0-0	0-3-3	2	5	2	0	0	3		
M12	• Penn State	20	1-6	1-4	1-4	0-2-2	2	1	1	0	1	4		
M18	• Fairleigh Dickinson	27	4-10	3-8	2-2	0-2-2	2	1	3	0	0	13		
#3   Braden Smith		Min.	FG	3FG	FT	O-D-T	PF	A	TO	B	S	Pts.		
2025-26 Season (SR.)														
N4	• Evansville	30	3-9	0-2	0-0	0-2-2	0	11	1	0	2	6		
N8	• Oakland	37	8-15	2-4	2-4	1-6-7	0	9	3	0	0	20		
N13	• [8] Alabama	34	7-19	5-10	10-12	1-6-7	3	4	3	0	0	29		
N16	• Akron	27	4-12	1-4	7-9	1-2-3	2	10	3	0	2	16		
N20	• Memphis	37	2-14	1-6	0-2	1-2-3	4	12	2	0	2	5		
N21	• [15] Texas Tech	28	4-7	2-2	0-0	1-0-1	1	7	2	0	0	10		
N28	• Eastern Illinois	23	2-4	1-3	0-0	0-2-2	0	10	1	0	2	5		
D2	Rutgers													
D6	Iowa State													
D10	Minnesota													
D13	Marquette													
D20	Auburn													
D29	Kent State													
J3	Wisconsin													
J7	Washington													
J10	Penn State													
J14	Iowa													
J17	USC													
J20	UCLA													
J24	Illinois													
J27	Indiana													
F1	Maryland													
F7	Oregon													
F10	Nebraska													
F14	Iowa													
F17	Michigan													
F20	Indiana													
F26	Michigan State													
M1	Ohio State													
M4	Northwestern													
M7	Wisconsin													
2024-25 Season (JR.)		Min.	FG	3FG	FT	O-D-T	PF	A	TO	B	S	Pts.		
N4	• Texas A&M / Corpus Christi	35	3-6	1-3	5-6	0-8-8	1	15	6	0	2	12		
N8	• Northern Kentucky	32	4-9	3-7	0-0	0-2-2	1	7	3	0	2	11		
N11	• Yale	35	7-16	4-8	4-4	0-9-9	1	6	3	0	5	22		
N15	• [2] Alabama	37	6-18	0-4	5-6	1-5-6	2	10	1	0	1	17		
N19	• [15] Marquette	37	4-10	3-5	0-0	0-4-4	3	9	2	0	0	11		
N23	• Marshall	26	0-4	0-3	0-0	0-3-3	1	9	1	0	3	0		
N28	• North Carolina State	37	2-8	1-4	6-6	0-3-3	2	6	2	0	2	11		
N29	• [23] Ole Miss	40	6-11	4-6	2-2	1-5-6	3	11	2	0	0	18		
D5	• Penn State	27	3-5	0-1	0-0	1-2-3	3	5	3	0	1	6		
D8	• Maryland	40	9-15	5-9	1-2	0-4-4	1	10	1	1	2	24		
D14	• [17] Texas A&M	38	5-14	5-11	0-0	0-6-6	3	6	6	2	4	15		
D21	• [2] Auburn	37	3-12	2-5	0-0	0-2-2	1	6	5	0	3	8		
D29	• Toledo	39	12-22	6-13	4-4	2-2-2	2	12	2	0	3	34		
J2	• Minnesota	39	7-17	5-11	1-2	0-6-6	1	10	0	0	1	20		
J5	• Northwestern	35	8-16	3-8	3-3	0-6-6	0	7	5	0	2	22		
J9	• Rutgers	39	6-10	1-4	3-5	0-3-3	3	14	2	1	3	16		
J12	• Nebraska	30	3-8	2-6	0-0	0-3-3	1	14	3	1	2	8		
J15														

GAME 08 // RUTGERS // DECEMBER 2, 2025

INDIVIDUAL GAME-BY-GAME STATISTICS (CAREER)																										
2023-24 SEASON (SOPH.)		Min.	FG	3FG	FT	O-D-T	PF	A	TO	B	S	Pts.	#4   TREY KAUFMAN-RENN													
													2025-26 SEASON (SR.)		Min.	FG	3FG	FT	O-D-T	PF	A	TO	B	S	Pts.	
N6	• Samford	22	4-7	4-5	0-0	0-4-4	2	7	3	0	1	12	N4	Evansville					-- DID NOT PLAY --							
N10	• Morehead State	29	4-10	1-4	2-2	1-7-8	1	11	2	0	3	11	N8	Oakland					-- DID NOT PLAY --							
N13	• Xavier	33	6-11	0-1	0-0	0-6-6	3	7	3	0	0	12	N13	• [8] Alabama	34	9-16	1-2	0-0	8-7-15	0	5	2	0	0	19	
N20	• [11] Gonzaga	35	6-8	0-1	1-1	0-4-4	0	6	2	0	5	13	N16	• Akron	27	7-10	0-0	3-4	7-8-15	4	1	1	1	1	17	
N21	• [7] Tennessee	35	2-9	0-1	2-6	1-4-5	0	1	3	0	3	6	N20	• Memphis	27	6-9	0-0	0-0	4-7-11	5	3	2	0	0	12	
N22	• [4] Marquette	34	7-11	4-6	0-1	1-4-5	3	5	2	0	0	18	N21	• [15] Texas Tech	20	6-9	0-0	0-1	2-4-6	4	0	1	0	0	12	
N28	• Texas Southern	26	6-12	2-4	5-5	1-8-9	1	10	2	1	1	19	N28	• Eastern Illinois	20	7-10	0-0	0-0	2-4-6	0	2	3	0	2	14	
D1	• Northwestern	42	5-12	0-2	2-2	1-6-7	4	9	6	0	1	12	D2	Rutgers												
D4	• Iowa	35	1-4	0-2	0-0	1-5-6	2	8	1	0	1	2	D6	Iowa State												
D9	• Alabama	37	9-20	4-7	5-6	0-5-5	1	8	1	0	1	27	D10	Minnesota												
D16	• [1] Arizona	36	9-15	4-7	4-4	0-4-4	1	2	4	0	3	26	D13	Marquette												
D21	• Jacksonville	23	1-2	0-0	0-0	0-3-3	1	6	1	0	3	2	D20	Auburn												
D29	• Eastern Kentucky	24	3-6	1-2	0-0	0-3-3	0	8	3	0	3	7	D29	Kent State												
J2	• Maryland	36	6-13	2-3	0-0	0-7-7	2	6	4	0	1	14	J3	Wisconsin												
J5	• [9] Illinois	38	4-12	1-3	5-6	2-4-6	2	6	4	0	1	14	J7	Washington												
J9	• Nebraska	35	3-8	2-5	2-2	2-2-4	2	7	2	0	0	10	J10	Penn State												
J13	• Penn State	31	2-5	2-3	0-0	0-4-4	0	11	2	0	1	6	J14	Iowa												
J16	• Indiana	36	2-14	0-6	1-2	1-5-6	2	9	2	0	2	5	J17	USC												
J20	• Iowa	39	4-12	1-5	0-0	1-5-6	2	9	4	1	1	9	J20	UCLA												
J23	• Michigan	26	4-4	1-1	2-2	1-6-7	2	10	2	0	1	11	J24	Illinois												
J28	• Rutgers	38	7-10	3-5	2-3	0-6-6	1	2	2	0	0	19	J27	Indiana												
J31	• Northwestern	30	3-7	0-2	5-8	0-4-4	2	16	2	0	1	11	F1	Maryland												
F4	• [6] Wisconsin	37	7-15	0-1	5-5	1-5-6	4	3	5	0	2	19	F7	Oregon												
F10	• Indiana	36	8-13	1-2	2-2	1-8-9	2	4	2	0	4	19	F10	Nebraska												
F15	• Minnesota	38	5-7	2-2	4-4	1-7-8	1	9	2	0	4	16	F14	Iowa												
F18	• Ohio State	38	5-12	0-2	2-2	2-4-6	0	7	3	1	0	12	F17	Michigan												
F22	• Rutgers	31	5-10	1-2	2-2	0-7-7	0	5	4	1	2	13	F20	Indiana												
F25	• Michigan	39	3-14	1-5	4-4	3-5-8	1	11	3	0	4	11	F26	Michigan State												
M2	• Michigan State	40	8-11	4-4	3-4	0-9-9	2	3	2	0	1	23	M1	Ohio State												
M5	• [12] Illinois	38	5-10	3-4	0-0	1-3-4	1	6	3	0	2	13	M4	Northwestern												
M10	• Wisconsin	38	4-16	1-4	1-2	1-7-8	0	10	2	0	1	10	M7	Wisconsin												
M15	• Michigan State	26	2-7	1-1	0-0	1-3-4	3	8	5	1	0	5														
M16	• Wisconsin	36	3-10	1-3	0-0	0-3-3	5	10	2	0	0	7														
M22	• Grambling	34	4-10	3-9	0-0	1-4-5	1	10	0	0	1	11	2024-25 SEASON (JR.)		Min.	FG	3FG	FT	O-D-T	PF	A	TO	B	S	Pts.	
M24	• [20] Utah State	22	2-7	1-2	0-0	0-4-4	2	6	3	0	1	5	N4	• Texas A&M / Corpus Christi	33	7-12	1-3	0-0	3-6-9	2	3	4	1	1	15	
M29	• [18] Gonzaga	40	6-11	2-4	0-0	2-6-8	0	15	2	0	1	14	N8	• Northern Kentucky	24	4-5	0-0	6-8	3-2-5	2	2	1	0	0	14	
M31	• [6] Tennessee	36	3-6	1-3	2-4	1-6-7	2	7	3	0	1	9	N11	• Yale	30	5-8	0-0	7-9	2-1-3	3	3	2	0	1	17	
A6	• North Carolina State	40	1-9	1-5	0-0	1-7-8	3	6	5	0	3	3	N15	• [2] Alabama	30	12-23	1-1	1-4	2-6-8	4	4	0	0	0	26	
A8	• [1] Connecticut	38	4-12	1-2	3-4	0-3-3	2	8	1	0	2	12	N19	• [15] Marquette	34	7-10	0-0	2-4	2-6-8	2	3	3	0	0	16	
2022-23 SEASON (FR.)		Min.	FG	3FG	FT	O-D-T	PF	A	TO	B	S	Pts.	N23	• Marshall	23	7-12	0-0	4-7	2-1-3	2	1	2	0	0	18	
N8	• Milwaukee	30	1-6	1-4	4-4	1-3-4	1	4	3	0	7	7	N28	• North Carolina State	30	8-14	0-0	6-10	2-6-8	3	2	2	0	0	22	
N11	• Austin Peay	27	2-4	1-3	0-0	1-2-3	2	1	4	0	0	5	N29	• [23] Ole Miss	36	8-12	0-0	9-15	3-10-13	1	3	1	0	0	25	
N15	• Marquette	27	6-8	3-4	5-6	0-2-2	4	3	2	0	0	20	D5	• Penn State	29	5-8	1-1	4-7	1-1-2	3	2	7	0	1	15	
N24	• West Virginia	27	1-4	1-1	6-6	1-5-6	3	2	2	0	1	9	D8	• Maryland	32	9-18	0-1	3-3	3-5-8	3	2	1	0	1	21	
N25	• [6] Gonzaga	33	4-7	2-4	4-4	0-5-5	1	7	1	0	1	14	D14	• [17] Texas A&M	36	3-9	0-0	5-6	1-3-4	5	2	5	0	2	11	
N27	• [8] Duke	24	2-5	0-2	0-0	1-7-8	3	2	3	0	3	4	D21	• [2] Auburn	32	7-10	0-0	1-7	2-6-8	0	1	3	1	0	15	
N30	• Florida State	33	4-10	0-2	5-6	5-4-9	0	7	2	0	1	13	D29	• Toledo	28	11-14	0-1	1-4	3-3-6	2	2	1	0	1	23	
D4	• Minnesota	27	0-4	0-2	0-0	0-2-2	2	4	0	0	1	0	J2	• Minnesota	27	8-14	0-0	1-2	3-1-4	4	1	1	0	0	17	
D7	• Hofstra	26	5-9	3-4	0-0	2-3-5	1	2	1	0	1	13	J5	• Northwestern	28	6-10	0-0	0-0	4-2-6	2	4	2	1	1	12	
D10	• Nebraska	33	1-4	1-2	5-6	1-5-6	3	4	3	0	1	8	J9	• Rutgers	20	6-8	0-0	4-8	1-4-5	3	1	2	0	0	16	
D17	• Davidson	31	2-7	1-4	5-6	3-9-12	2	4	1	2	0	10	J12	• Nebraska	27	7-9	0-0	1-1	2-4-6	1	7	0	0	1	15	
D21	• New Orleans	29	3-4	1-1	1-2	1-3-4	2	3	2	0	0	8	J15	• Washington	34	8-13	0-0	3-7	0-6-6	4	3	4	1	1	19	
D29	• Florida A&M	22	2-4	0-1	3-3	1-3-4	0	4	0	0	0	7	J18	• [13] Oregon	33	7-20	0-0	9-9	6-5-11	2	1	2	0	0	23	
J2	• Rutgers	30	1-3	1-2	4-4	1-0-1	1	4	3	1	2	7	J21	• Ohio State	38	11-16	0-0	4-7	4-3-7	4	2	3	0	1	26	
J5	• [24] Ohio State	38	6-10	3-6	1-2	1-3-4	1	6	1	0	2	16	J24	• [21] Michigan	24	7-12	0-0	1-3	2-1-3	3	3	2	0	2	15	
J8	<																									

INDIVIDUAL GAME-BY-GAME STATISTICS (CAREER)														
2023-24 SEASON (SOPH.)		Min.	FG	3FG	FT	O-D-T	PF	A	TO	B	S	Pts.		
N6	• Samford	15	1-2	1-1	2-2	2-3-5	2	3	1	1	1	5		
N10	• Morehead State	19	4-6	0-2	1-2	1-1-2	1	0	0	0	0	9		
N13	• Xavier	17	0-2	0-0	1-2	0-3-3	1	0	1	0	0	1		
N20	• [11] Gonzaga	12	3-6	0-2	0-0	0-3-3	0	0	1	0	0	6		
N21	• [7] Tennessee	21	2-7	0-0	4-8	2-6-8	4	2	1	1	1	8		
N22	• [4] Marquette	11	2-2	1-1	1-2	0-1-1	0	2	0	0	0	6		
N28	• Texas Southern	17	4-6	1-1	3-6	2-3-5	0	0	0	1	0	12		
D1	• Northwestern	13	0-3	0-0	3-6	2-0-2	3	2	3	0	0	3		
D4	• Iowa	23	5-9	0-1	0-2	2-5-7	1	1	0	0	0	10		
D9	• Alabama	10	1-2	1-1	2-4	1-0-1	0	1	0	0	0	5		
D16	• [1] Arizona	15	2-3	0-0	0-0	4-2-6	1	2	0	0	0	4		
D21	• Jacksonville	19	6-9	1-2	2-2	3-3-6	1	4	1	1	0	15		
D29	• Eastern Kentucky	17	4-7	0-1	2-3	2-4-6	0	0	0	0	1	10		
J2	• Maryland	17	1-3	1-1	0-0	2-3-5	2	0	0	0	0	3		
J5	• [9] Illinois	27	8-12	1-1	6-7	3-1-4	3	2	1	1	0	23		
J9	• Nebraska	15	0-0	0-0	0-1	2-3-5	1	0	1	0	0	0		
J13	• Penn State	16	1-4	0-1	3-4	2-0-2	2	0	1	0	0	5		
J16	• Indiana	16	1-3	0-1	1-2	4-2-6	3	0	1	0	1	3		
J20	• Iowa	14	2-4	0-0	0-0	1-4-5	2	3	1	0	0	4		
J23	• Michigan	19	3-5	0-0	1-1	2-4-6	3	0	1	3	0	7		
J28	• Rutgers	19	0-2	0-0	0-0	1-1-2	2	0	3	2	0	0		
J31	• Northwestern	17	2-6	0-1	1-5	1-5-6	0	0	0	0	0	5		
F4	• [6] Wisconsin	16	2-4	0-0	0-0	1-3-4	1	0	0	0	0	4		
F10	• Indiana	18	3-6	0-0	1-4	3-4-7	1	0	1	0	2	7		
F15	• Minnesota	19	3-7	1-2	2-6	4-4-8	0	2	0	0	0	9		
F18	• Ohio State	22	5-6	0-0	2-2	2-1-3	1	2	1	0	0	12		
F22	• Rutgers	16	1-1	0-0	0-0	0-2-2	1	2	0	0	1	2		
F25	• Michigan	15	2-4	0-0	0-0	1-2-3	4	0	0	0	1	4		
M2	• Michigan State	14	1-3	0-1	0-0	0-3-3	1	0	0	1	0	2		
M5	• [12] Illinois	15	1-2	0-0	1-1	1-0-1	2	0	1	0	0	3		
M10	• Wisconsin	16	2-4	0-1	0-0	0-2-2	3	1	1	0	0	4		
M15	• Michigan State	14	0-4	0-0	1-2	0-3-3	1	0	0	0	1	1		
M16	• Wisconsin	16	3-5	0-1	3-4	0-1-1	2	2	1	0	0	9		
M22	• Grambling	22	5-10	0-0	1-1	4-3-7	0	2	2	0	0	11		
M24	• [20] Utah State	25	8-13	0-1	2-4	3-5-8	1	3	1	2	1	18		
M29	• [18] Gonzaga	16	3-6	0-1	0-0	0-1-1	1	0	2	0	0	6		
M31	• [6] Tennessee	14	1-1	0-0	0-1	0-1-1	2	0	1	0	0	2		
A6	• North Carolina State	17	2-5	0-0	3-4	2-2-4	1	1	0	0	0	7		
A8	• [1] Connecticut	16	2-4	0-0	0-0	0-2-2	2	0	2	1	0	4		

#5   LIAM MURPHY														
2025-26 SEASON (SR.)		Min.	FG	3FG	FT	O-D-T	PF	A	TO	B	S	Pts.		
N4	Evansville	18	1-3	1-3	0-0	0-0-0	1	0	0	0	1	3		
N13	Oakland	11	4-7	3-6	0-0	1-1-2	0	0	0	0	0	11		
N17	[8] Alabama	-- DID NOT PLAY --												
N16	Akron	-- DID NOT PLAY --												
N20	Memphis	-- DID NOT PLAY --												
N21	[15] Texas Tech	-- DID NOT PLAY --												
N28	Eastern Illinois	-- DID NOT PLAY --												
D2	Rutgers													
D6	Iowa State													
D10	Minnesota													
D13	Marquette													
D20	Auburn													
D29	Kent State													
J3	Wisconsin													
J7	Washington													
J10	Penn State													
J14	Iowa													
J17	USC													
J20	UCLA													
J24	Illinois													
J27	Indiana													
F1	Maryland													
F7	Oregon													
F10	Nebraska													
F14	Iowa													
F17	Michigan													
F20	Indiana													
F26	Michigan State													
M1	Ohio State													
M4	Northwestern													
M7	Wisconsin													

2024-25 SEASON (JR. / N. FLORIDA)															Min.	FG	3FG	FT	O-D-T	PF	A	TO	B	S	Pts.
4	South Carolina	20	5-9	4-8	0-0	2-4-6	3	2	0	1	2	14													
N7	Charleston Southern	20	7-11	5-7	0-1	2-2-4	1	2	0	0	1	19													
N10	Georgia Tech	21	3-6	2-4	2-2	2-0-2	1	0	2	0	0	10													
N12	Georgia	25	8-12	5-7	1-1	1-1-2	2	0	0	0	0	22													
N18	UNC Asheville	22	1-4	1-3	0-0	0-4-4	2	1	0	0	1	3													
N21	Edward Waters	18	5-8	4-7	0-0	1-3-4	1	0	0	0	2	14													
N29	SIU Edwardsville	23	4-10	3-9	1-2	0-4-4	0	2	2	0	0	12													
D1	Nebraska	19	3-12	3-10	1-2	1-4-5	1	0	0	0	0	10													
D5	Warner	19	5-11	4-8	0-0	1-4-5	0	2	0	0	2	14													
D7	Georgia Southern	29	5-15	5-13	0-0	0-3-3	2	2	1	0	0	15													
D14	UNC Greensboro	23	4-7	3-6	0-2	3-1-4	1	1	0	1	0	11													
D17	• UNC Asheville	29	1-10	1-8	0-0	0-4-4	2	3	0	1	1	3													
D21	• [7] Florida	28	5-13	3-8	0-0	0-3-3	2	1	2	0	1	13													
J2	Austin Peay	22	2-7	1-6	0-0	0-0-0	1	1	2	0	0	5													
J4	Lipscomb	20	5-10	3-7	0-0	1-1-2	1	1	1	2	0	13													
J9	Eastern Kentucky	14	2-7	2-6	3-3	2-1-3	4	0	1	1	0	9													
J11	Bellarmine	23	6-9	6-9	0-0	2-3-5	1	5	0	1	0	18													
J16	Central Arkansas	28	5-12	3-9	0-0	2-3-5	3	3	1	1	1	13													
J18	North Alabama	23	4-8	4-8	2-2	1-1-2	1	0	2	1	1	14													
J23	Queens	23	6-9	4-6	1-2	0-1-1	0	1	0	0	1	17													
J25	West Georgia	25	1-8	1-7	2-2	1-1-2	1	2	0	0	0	5													
J29	Stetson	29	6-14	3-10	2-2	2-3-5	3	1	1	1	1	17													
F1	Jacksonville	26	7-18	4-12	0-0	2-0-2	1	1	1	0	0	18													
F6	Bellarmine	28	4-7	3-4	5-5	2-5-7	2	1	2	0	2	16													
F8	Florida Gulf Coast	28	8-14	4-10	0-0	0-4-4	0	1	0	1	0	20													
F13	North Alabama	26	4-7	3-6	0-0	0-3-3	1	2	0	0	0	11													
F15	Central Arkansas	30	5-14	4-11	0-0	1-2-3	1	4	3	0	2	14													
F18	Stetson	23	3-10	2-9	2-4	2-1-3	0	0	2	1	2	10													
F20	Jacksonville	28	3-7	3-7	0-0	0-5-5	1	2	1	0	2	9													
F24	Florida Gulf Coast	28	4-11	3-7	5-6	1-0-1	1	3	0	1	3	16													
F26	Eastern Kentucky	20	4-8	4-8	2-2	0-2-2	1	0	2	0	0	14													
M2	Austin Peay	26	6-10	4-6	0-0	0-2-2	2	2	0	0	0	16													

@BOILERBALL | PURDUESPORTS.COM

GAME 08 // RUTGERS // DECEMBER 2, 2025

INDIVIDUAL GAME-BY-GAME STATISTICS (CAREER)													
2022-23 SEASON (SO. / COLUMBIA)													
Min.	FG	3FG	FT	O-D-T	PF	A	TO	B	S	Pts.			
N7	• Rutgers	21	0-6	0-3	1-2	0-0-0	1	0	2	0	0	1	
N10	• UMass Lowell	30	2-8	0-5	4-7	0-3-3	1	1	1	0	1	8	
N13	• Sacred Heart	29	5-13	2-6	1-1	0-1-1	0	3	1	1	0	13	
N16	• Delaware State	13	2-5	1-4	0-0	0-2-2	0	0	4	0	2	5	
D31	Yale	15	3-9	1-5	0-0	3-2-5	1	0	0	0	0	7	
J6	Princeton	20	1-6	1-3	0-0	0-1-1	2	0	0	0	0	3	
J7	Penn	16	1-7	1-5	0-0	2-4-6	1	0	0	1	0	3	
J14	Harvard	14	0-4	0-2	0-0	0-2-2	1	0	1	0	0	0	
J16	Cornell	18	3-8	2-6	0-0	1-3-4	1	4	3	0	0	8	
J21	Brown	21	4-5	2-2	2-3	0-3-3	2	1	0	0	0	12	
J28	Dartmouth	22	4-11	3-8	2-2	0-4-4	1	2	1	0	1	13	
F11	Yale	24	3-8	2-7	0-0	0-1-1	2	0	0	0	2	8	
F17	Harvard	20	3-7	2-5	0-0	0-2-2	2	0	0	1	0	8	
F18	Dartmouth	22	1-5	1-3	1-2	1-5-6	3	1	1	0	1	4	
F25	• Brown	26	4-5	3-3	0-0	0-2-2	2	0	3	0	0	11	
M4	• Cornell	27	5-9	2-6	1-2	3-3-6	1	1	3	0	0	13	
2021-22 SEASON (FR. / COLUMBIA)													
Min.	FG	3FG	FT	O-D-T	PF	A	TO	B	S	Pts.			
N9	• Fordham	23	6-10	1-5	0-0	1-3-4	1	3	2	0	1	13	
N12	• Marist	29	5-11	3-8	2-3	1-3-4	0	1	2	0	0	15	
N17	• Binghamton	25	0-6	0-3	2-2	1-2-3	0	2	0	1	1	2	
N20	• Mt. St. Vincent	29	8-13	6-9	4-4	2-7-9	0	1	1	0	0	26	
N23	• Lehigh	29	4-11	2-6	0-0	1-8-9	3	0	3	1	1	10	
N26	• Boston College	33	7-17	5-12	0-0	0-4-4	1	1	2	1	0	19	
N29	• Lafayette	24	1-6	1-4	0-0	0-2-2	0	0	1	0	0	3	
D1	• UMBC	38	5-11	2-5	2-3	2-5-7	2	0	1	0	0	14	
D4	• Maine	34	3-10	2-8	4-6	3-3-6	2	2	1	1	0	12	
D6	• Colgate	35	2-7	2-6	1-2	0-4-4	0	2	0	0	0	7	
D11	• Albany	37	4-9	4-7	2-2	0-7-7	0	2	2	0	3	14	
D13	• Sacred Heart	35	6-12	6-10	2-2	3-1-4	2	2	4	0	2	20	
J7	• Princeton	30	4-7	2-3	3-4	1-2-3	0	2	2	1	1	13	
J8	• Penn	34	2-8	1-5	4-5	0-1-1	2	0	4	0	2	9	
J15	• Harvard	40	4-11	3-8	0-0	0-4-4	2	4	1	1	1	11	
J22	• Brown	29	2-6	0-4	0-0	1-1-2	1	0	1	1	1	4	
J25	• Yale	31	3-10	1-5	3-5	1-5-6	2	3	1	0	2	10	
J29	• Dartmouth	38	5-12	5-10	2-2	0-3-3	1	1	2	0	0	17	
F4	• Penn	35	2-11	1-6	1-2	0-4-4	0	1	1	0	1	6	
F5	• Princeton	40	6-16	0-7	2-2	3-8-11	1	1	3	0	0	14	
#6   AARON FINE													
2025-26 SEASON (R-FR.)													
Min.	FG	3FG	FT	O-D-T	PF	A	TO	B	S	Pts.			
N4	Evansville	1	1-1	0-0	0-0	0-0-0	0	0	0	0	0	2	
N16	Akron	1	1-1	0-0	0-0	0-0-0	0	0	0	0	0	2	
N21	[15] Texas Tech	4	0-1	0-0	1-2	0-0-0	1	1	0	0	0	1	
N28	Eastern Illinois	6	1-2	0-0	0-0	0-0-0	1	1	0	0	0	2	
#9   JACK LUSK													
2025-26 SEASON (JR.)													
Min.	FG	3FG	FT	O-D-T	PF	A	TO	B	S	Pts.			
N4	Evansville	1	0-0	0-0	0-0	0-1-1	0	0	0	0	0	0	
N16	Akron	1	0-0	0-0	0-0	0-0-0	0	0	1	0	0	0	
N21	[15] Texas Tech	2	0-0	0-0	0-0	0-0-0	1	0	0	0	0	0	
N28	Eastern Illinois	5	0-0	0-0	0-0	0-0-0	1	0	0	0	0	0	
2024-25 SEASON (SO.)													
Min.	FG	3FG	FT	O-D-T	PF	A	TO	B	S	Pts.			
N23	Marshall	2	0-0	0-0	0-0	0-0-0	1	0	0	0	0	0	
J5	Northwestern	1	0-0	0-0	0-0	0-0-0	0	0	0	0	0	0	
J12	Nebraska	2	0-0	0-0	0-0	0-1-1	0	0	0	0	0	0	
F7	USC	1	0-0	0-0	0-0	0-0-0	0	0	0	0	0	0	
M4	Rutgers	2	0-0	0-0	0-0	0-0-0	0	0	0	0	0	0	
#12   DANIEL JACOBSEN													
2025-26 SEASON (SOPH.)													
Min.	FG	3FG	FT	O-D-T	PF	A	TO	B	S	Pts.			
N4	Evansville	21	4-10	0-2	3-4	2-6-8	1	0	2	2	0	11	
N7	Oakland	12	1-2	0-0	0-2	0-2-2	0	1	0	3	0	2	
N13	[8] Alabama	16	4-6	0-0	1-3	2-3-5	1	1	1	0	0	9	
N16	Akron	19	4-5	1-1	0-0	1-1-2	3	0	1	4	1	9	
N20	Memphis	6	3-3	0-0	0-0	0-1-1	4	0	0	0	0	6	
N21	[15] Texas Tech	19	4-4	1-1	2-2	0-8-8	2	2	2	2	0	11	
N28	Eastern Illinois	18	8-8	0-0	8-9	4-5-9	0	1	1	6	0	24	
D2	Rutgers												
D6	Iowa State												
D10	Minnesota												
D13	Marquette												
D20	Auburn												
D29	Kent State												
J3	Wisconsin												
J7	Washington												
J10	Penn State												
J14	Iowa												
J17	USC												
J20	UCLA												
J24	Illinois												
J27	Indiana												
F1	Maryland												
F7	Oregon												
F10	Nebraska												
F14	Iowa												
F17	Michigan												
F20	Indiana												
F26	Michigan State												
M1	Ohio State												
M4	Northwestern												
M7	Wisconsin												
2024-25 SEASON (FR.)													
Min.	FG	3FG	FT	O-D-T	PF	A	TO	B	S	Pts.			
N4	• Texas AGM / Corpus Christi	25	4-6	0-1	5-7	1-6-7	0	0	1	3	0	13	
N8	• Northern Kentucky	1	0-0	0-0	0-0	0-0-0	0	0	0	0	0	0	
#14   JACK BENTER													
2025-26 SEASON (R-FR.)													
Min.	FG	3FG	FT	O-D-T	PF	A	TO	B	S	Pts.			
N4	• Evansville	22	4-7	3-6	0-0	2-4-6	2	2	1	1	0	11	
N7	• Oakland	29	4-9	3-7	0-0	0-7-7	2	3	1	0	1	11	
N13	[8] Alabama	6	0-0	0-0	0-0	1-0-1	1	0	0	0	0	0	
N16	Akron	13	0-2	0-1	0-0	0-2-2	1	0	0	0	0	0	
N20	Memphis	13	1-2	0-1	0-0	2-2-4	1	1	0	0	1	2	
N21	[15] Texas Tech	18	1-1	0-0	2-4	0-5-5	3	1	0	0	0	4	
N28	Eastern Illinois	20	3-7	2-3	1-2	0-0-0	1	0	1	0	0	9	
D2	Rutgers												
D6	Iowa State												
D10	Minnesota												
D13	Marquette												
D20	Auburn												
D29	Kent State												
J3	Wisconsin												
J7	Washington												
J10	Penn State												
J14	Iowa												
J17	USC												
J20	UCLA												
J24	Illinois												
J27	Indiana												
F1	Maryland												
F7	Oregon												
F10	Nebraska												
F14	Iowa												
F17	Michigan												
F20	Indiana												
F26	Michigan State												
M1	Ohio State												
M4	Northwestern												
M7	Wisconsin												

PURDUESPORTS.COM | @BoilerBall

## INDIVIDUAL GAME-BY-GAME STATISTICS (CAREER)

## #17 | OMER MAYER

[illegible]

## #24 | GICARRI HARRIS

[illegible]

### 2024-25 SEASON (FR.)

A4	• Texas A&M / Corpus Christi	23	2-5	1-4	0-0	0-1-1	1	1	1	0	0	5
N8	• Northern Kentucky	21	2-4	1-3	0-0	0-2-2	3	4	0	0	0	5
N11	• Yale	19	2-5	1-3	0-0	0-2-2	0	0	0	0	0	5
N15	• [2] Alabama	14	0-0	0-0	0-0	1-1-2	1	0	0	0	0	0
N19	• [15] Marquette	20	0-4	0-3	0-0	0-2-2	1	0	0	0	1	0
N23	Marshall	25	2-3	0-1	2-3	0-2-2	1	4	1	0	0	6
N28	North Carolina State	21	3-7	0-2	2-2	2-2-4	1	3	0	1	1	8
N29	[23] Ole Miss	15	0-4	0-4	0-0	0-0-0	1	0	0	0	0	0
D5	Penn State	18	2-5	1-3	0-0	1-1-2	1	2	1	0	0	5
D8	Maryland	10	0-1	0-1	0-0	0-0-0	1	0	0	0	0	0
D14	[17] Texas A&M	6	0-1	0-1	0-0	0-0-0	0	0	0	0	0	0
D21	[2] Auburn	14	1-5	1-3	0-0	0-2-2	1	2	0	0	1	3
D29	Toledo	12	2-3	0-1	0-0	0-4-4	1	0	0	1	0	4
J2	Minnesota	8	1-1	1-1	0-0	0-0-0	0	1	1	0	0	3
J5	Northwestern	18	1-3	0-1	2-2	0-2-2	0	0	1	0	1	4
J9	Rutgers	17	1-4	1-3	0-0	1-3-4	2	1	1	1	1	3
J12	Nebraska	15	2-3	2-3	0-0	0-2-2	1	4	1	0	1	6
J15	Washington	11	0-2	0-1	0-0	1-0-1	1	1	0	0	0	0
J18	[13] Oregon	14	0-1	0-1	5-6	0-0-0	1	0	0	0	0	5
J21	Ohio State	19	2-2	2-2	2-2	0-1-1	4	1	1	0	1	8
J24	[21] Michigan	16	1-3	0-1	2-2	0-3-3	0	0	0	0	1	4
J31	Indiana	22	2-3	1-2	4-4	1-2-3	0	0	0	1	0	9
F4	Iowa	21	1-2	1-2	0-0	1-0-1	2	0	0	0	1	3
F7	USC	15	3-5	0-2	1-1	0-0-0	4	3	0	0	0	7
F11	[20] Michigan	8	0-1	0-0	0-0	0-1-1	2	0	0	0	0	0
F15	[16] Wisconsin	9	1-2	1-2	0-0	0-1-1	0	0	0	0	0	3
F18	[14] Michigan State	18	1-3	1-3	0-0	1-0-1	4	0	0	1	0	3
F23	Indiana	8	0-1	0-1	0-0	0-1-1	0	0	1	0	0	0
F28	UCLA	9	0-1	0-1	0-0	0-1-1	1	1	1	0	0	0
M4	Rutgers	17	4-7	2-4	1-1	1-2-3	0	0	1	0	1	11
M7	Illinois	13	3-4	2-2	0-0	0-0-0	3	0	1	0	1	8
M13	USC	10	1-3	0-2	0-0	1-0-1	0	0	0	0	0	2
M14	[22] Michigan	21	3-5	1-3	4-4	2-2-4	0	0	0	0	3	11
M20	High Point	14	1-5	1-3	0-0	3-5-8	2	0	1	0	0	3
M22	McNeese	15	1-5	1-2	0-0	2-3-5	0	0	1	0	0	3
M28	[2] Houston	8	0-1	0-0	0-0	0-2-2	0	0	1	0	1	0

## #32 | JACE RAYL

2025-26 SEASON (JR.)		Min.	FG	3FG	FT	O-D-T	PF	A	TO	B	S	Pts.
N4	Evansville	1	0-0	0-0	0-0	0-0-0	0	0	0	0	0	0
N16	Akron	1	0-0	0-0	0-0	0-0-0	0	0	0	0	0	0
N21	[15] Texas Tech	2	0-0	0-0	0-0	0-0-0	0	0	0	0	0	0
N28	Eastern Illinois	3	0-1	0-0	0-0	0-0-0	2	0	0	0	0	0

## 2024-25 SEASON (SOPH.)

N23	Marshall	2	0-0	0-0	0-0	0-0-0	0	0	1	0	0	0
J7	Nebraska	2	0-1	0-0	1-2	0-0-0	0	0	0	0	0	1
F7	USC	1	0-0	0-0	0-0	0-0-0	0	0	1	0	0	0
M4	Rutgers	2	0-0	0-0	0-0	0-0-0	0	0	0	0	0	0

**2022-24 SEASON (FR.)**

N6	Samford	1	0-0	0-0	0-0	0-0-0	0	0	0	0	0	0
----	---------	---	-----	-----	-----	-------	---	---	---	---	---	---



#### INDIVIDUAL GAME-BY-GAME STATISTICS (CAREER)

PURDUESPORTS.COM | @BOILERBALL

CAREER STATISTICS

**BENTER, Jack**

				Field Goals		3-Point		F-Throws		Rebounds										Scoring	
SEASON	TEAM	GP-GS	MIN/AVG	FG-FGA	FG%	3FG-3FGA	3FG%	FT-FTA	FT%	OFF	DEF	TOT	AVG	PF-FO	A	TO	BLK	STL	PTS	AVG	
2025-26	Purdue	7-2	122/17.5	13-28	.464	8-18	.444	3-6	.500	5	20	25	3.6	11-0	7	3	1	2	37	5.3	
TOTAL		7-2	122/17.5	13-28	.464	8-18	.444	3-6	.500	5	20	25	3.6	11-0	7	3	1	2	37	5.3	

**CLUFF, Oscar**

				Field Goals		3-Point		F-Throws		Rebounds										Scoring	
SEASON	TEAM	GP-GS	MIN/AVG	FG-FGA	FG%	3FG-3FGA	3FG%	FT-FTA	FT%	OFF	DEF	TOT	AVG	PF-FO	A	TO	BLK	STL	PTS	AVG	
2023-24	WSU	35-23	710/20.3	106-197	.538	1-1	1.000	31-47	.660	69	84	153	4.4	88-0	41	44	31	16	244	7.0	
2024-25	SDSU	30-30	830/27.7	199-314	.634	4-6	.667	126-162	.778	126	244	370	12.3	67-1	85	66	25	15	528	17.6	
2025-26	Purdue	7-7	165/23.6	31-42	.738	0-0	.000	20-24	.833	34	37	71	10.1	15-0	15	2	8	2	82	11.7	
TOTAL FOR Purdue		7-7	165/23.6	31-42	.738	0-0	.000	20-24	.833	34	37	71	10.1	15-0	15	2	8	2	82	11.7	
TOTAL		72-60	1705/23.7	336-553	.608	5-7	.714	177-233	.760	229	365	594	8.3	170-1	141	112	64	33	854	11.9	

**COX, C.j.**

				Field Goals		3-Point		F-Throws		Rebounds										Scoring	
SEASON	TEAM	GP-GS	MIN/AVG	FG-FGA	FG%	3FG-3FGA	3FG%	FT-FTA	FT%	OFF	DEF	TOT	AVG	PF-FO	A	TO	BLK	STL	PTS	AVG	
2024-25	Purdue	36-23	669/18.6	70-152	.461	33-83	.398	43-55	.782	29	73	102	2.8	51-0	26	19	1	26	216	6.0	
2025-26	Purdue	7-7	168/24.0	21-42	.500	11-25	.440	3-3	1.000	3	14	17	2.4	10-0	8	5	1	2	56	8.0	
TOTAL		43-30	837/19.5	91-194	.469	44-108	.407	46-58	.793	32	87	119	2.8	61-0	34	24	2	28	272	6.3	

**FINE, Aaron**

				Field Goals		3-Point		F-Throws		Rebounds										Scoring	
SEASON	TEAM	GP-GS	MIN/AVG	FG-FGA	FG%	3FG-3FGA	3FG%	FT-FTA	FT%	OFF	DEF	TOT	AVG	PF-FO	A	TO	BLK	STL	PTS	AVG	
2025-26	Purdue	4-0	13/3.3	3-5	.600	0-0	.000	1-2	.500	0	0	0	0.0	2-0	2	0	0	0	7	1.8	
TOTAL		4-0	13/3.3	3-5	.600	0-0	.000	1-2	.500	0	0	0	0.0	2-0	2	0	0	0	7	1.8	

**HARRIS, Gicarri**

				Field Goals		3-Point		F-Throws		Rebounds									Scoring	
SEASON	TEAM	GP-GS	MIN/AVG	FG-FGA	FG%	3FG-3FGA	3FG%	FT-FTA	FT%	OFF	DEF	TOT	AVG	PF-FO	A	TO	BLK	STL	PTS	AVG
2024-25	Purdue	36-5	541/15.0	45-115	.391	22-71	.310	25-27	.926	18	50	68	1.9	40-0	28	15	5	15	137	3.8
2025-26	Purdue	7-0	117/16.7	10-31	.323	3-12	.250	4-6	.667	6	9	15	2.1	4-0	10	4	0	6	27	3.9
TOTAL		43-5	658/15.3	55-146	.377	25-83	.301	29-33	.879	24	59	83	1.9	44-0	38	19	5	21	164	3.8

**JACOBSEN, Daniel**

				Field Goals		3-Point		F-Throws		Rebounds									Scoring	
SEASON	TEAM	GP-GS	MIN/AVG	FG-FGA	FG%	3FG-3FGA	3FG%	FT-FTA	FT%	OFF	DEF	TOT	AVG	PF-FO	A	TO	BLK	STL	PTS	AVG
2024-25	Purdue	2-2	26/12.9	4-6	.667	0-1	.000	5-7	.714	1	6	7	3.5	0-0	0	1	3	0	13	6.5
2025-26	Purdue	7-0	110/15.7	28-38	.737	2-4	.500	14-20	.700	9	26	35	5.0	11-0	5	7	17	1	72	10.3
TOTAL		9-2	136/15.1	32-44	.727	2-5	.400	19-27	.704	10	32	42	4.7	11-0	5	8	20	1	85	9.4

CAREER STATISTICS

KAUFMAN-RENN, Trey

				Field Goals		3-Point		F-Throws		Rebounds									Scoring	
SEASON	TEAM	GP-GS	MIN/AVG	FG-FGA	FG%	3FG-3FGA	3FG%	FT-FTA	FT%	OFF	DEF	TOT	AVG	PF-FO	A	TO	BLK	STL	PTS	AVG
2022-23	Purdue	35-0	397/11.3	58-117	.496	5-20	.250	38-59	.644	28	36	64	1.8	54-0	26	26	6	13	159	4.5
2023-24	Purdue	39-39	663/17.0	96-188	.511	8-24	.333	49-88	.557	60	96	156	4.0	56-0	37	30	14	10	249	6.4
2024-25	Purdue	36-36	1107/30.8	292-491	.595	3-7	.429	136-210	.648	94	140	234	6.5	105-3	78	79	11	25	723	20.1
2025-26	Purdue	5-5	127/25.5	35-54	.648	1-2	.500	3-5	.600	23	30	53	10.6	13-1	11	9	1	3	74	14.8
TOTAL		115-80	2294/19.9	481-850	.566	17-53	.321	226-362	.624	205	302	507	4.4	228-4	152	144	32	51	1205	10.5

LOYER, Fletcher

				Field Goals		3-Point		F-Throws		Rebounds									Scoring	
SEASON	TEAM	GP-GS	MIN/AVG	FG-FGA	FG%	3FG-3FGA	3FG%	FT-FTA	FT%	OFF	DEF	TOT	AVG	PF-FO	A	TO	BLK	STL	PTS	AVG
2022-23	Purdue	35-35	1010/28.8	124-338	.367	59-181	.326	77-97	.794	2	58	60	1.7	49-0	85	43	2	20	384	11.0
2023-24	Purdue	39-39	1086/27.8	126-303	.416	63-142	.444	87-101	.861	10	72	82	2.1	59-0	75	45	1	30	402	10.3
2024-25	Purdue	36-36	1114/31.0	154-331	.465	75-169	.444	112-132	.848	10	65	75	2.1	40-0	63	42	1	18	495	13.8
2025-26	Purdue	7-7	196/27.9	33-66	.500	24-46	.522	23-24	.958	1	16	17	2.4	11-0	10	10	0	6	113	16.1
TOTAL		117-117	3405/29.1	437-1038	.421	221-538	.411	299-354	.845	23	211	234	2.0	159-0	233	140	4	74	1394	11.9

MAYER, Omer

				Field Goals		3-Point		F-Throws		Rebounds									Scoring	
SEASON	TEAM	GP-GS	MIN/AVG	FG-FGA	FG%	3FG-3FGA	3FG%	FT-FTA	FT%	OFF	DEF	TOT	AVG	PF-FO	A	TO	BLK	STL	PTS	AVG
2025-26	Purdue	7-0	120/17.1	22-51	.431	9-28	.321	2-4	.500	1	8	9	1.3	6-0	16	8	0	4	55	7.9
TOTAL		7-0	120/17.1	22-51	.431	9-28	.321	2-4	.500	1	8	9	1.3	6-0	16	8	0	4	55	7.9

MURPHY, Liam

				Field Goals		3-Point		F-Throws		Rebounds									Scoring	
SEASON	TEAM	GP-GS	MIN/AVG	FG-FGA	FG%	3FG-3FGA	3FG%	FT-FTA	FT%	OFF	DEF	TOT	AVG	PF-FO	A	TO	BLK	STL	PTS	AVG
2021-22	CU	20-20	649/32.5	79-204	.387	47-131	.359	34-44	.773	20	77	97	4.9	20-0	28	34	7	16	239	12.0
2022-23	CU	16-6	340/21.2	41-116	.353	23-73	.315	12-19	.632	10	38	48	3.0	21-0	13	20	3	7	117	7.3
2024-25	UNF	32-2	766/23.9	141-318	.443	104-246	.423	29-38	.763	32	75	107	3.3	43-0	46	26	13	25	415	13.0
2025-26	Purdue	2-0	28/14.2	5-10	.500	4-9	.444	0-0	.000	1	1	2	1.0	1-0	0	0	0	1	14	7.0
TOTAL FOR Purdue		2-0	28/14.2	5-10	.500	4-9	.444	0-0	.000	1	1	2	1.0	1-0	0	0	0	1	14	7.0
TOTAL		70-28	1783/25.5	266-648	.410	178-459	.388	75-101	.743	63	191	254	3.6	85-0	87	80	23	49	785	11.2

SMITH, Braden

				Field Goals		3-Point		F-Throws		Rebounds									Scoring	
SEASON	TEAM	GP-GS	MIN/AVG	FG-FGA	FG%	3FG-3FGA	3FG%	FT-FTA	FT%	OFF	DEF	TOT	AVG	PF-FO	A	TO	BLK	STL	PTS	AVG
2022-23	Purdue	35-35	1061/30.3	105-240	.438	38-101	.376	92-106	.868	26	121	147	4.2	60-0	153	69	6	43	340	9.7
2023-24	Purdue	39-39	1327/34.0	173-392	.441	56-130	.431	66-83	.795	29	197	226	5.8	62-1	292	104	5	62	468	12.0
2024-25	Purdue	36-36	1333/37.0	202-472	.428	83-218	.381	80-96	.833	14	148	162	4.5	61-0	313	109	7	78	567	15.8
2025-26	Purdue	7-7	216/30.8	30-80	.375	12-31	.387	19-27	.704	5	20	25	3.6	10-0	63	15	0	8	91	13.0
TOTAL		117-117	3938/33.7	510-1184	.431	189-480	.394	257-312	.824	74	486	560	4.8	193-1	821	297	18	191	1466	12.5

SEASON / CAREER HIGHS			
#0   C.J. COX			
Points			
S:	18 vs. Memphis (11-20-25)		
C:	23 vs. Nebraska (1-12-25)		
Rebounds			
S:	4 vs. Memphis (11-20-25)		
C:	8 vs. Northwestern (1-5-25)		
Assists			
S:	2, Two Times		
C:	2, Nine Times		
Steals			
S:	1, Two Times		
C:	4 vs. Nebraska (1-12-25)		
Blocked Shots			
S:	1 vs. Akron (11-16-25)		
C:	1, Two Times		
Field Goals Made			
S:	7 vs. Memphis (11-20-25)		
C:	9 vs. Nebraska (1-12-25)		
Field Goal Attempts			
S:	10 vs. Memphis (11-20-25)		
C:	11 vs. Nebraska (1-12-25)		
Three-Pointers Made			
S:	4 vs. Memphis (11-20-25)		
C:	5 vs. Nebraska (1-12-25)		
Three-Point Attempts			
S:	7 vs. Memphis (11-20-25)		
C:	7, Two Times		
Free Throws Made			
S:	2 vs. Oakland (11-7-25)		
C:	7 vs. [2] Auburn (12-21-24)		
Free Throw Attempts			
S:	2 vs. Oakland (11-7-25)		
C:	7, Two Times		
Minutes			
S:	30 vs. Memphis (11-20-25)		
C:	30 vs. Memphis (11-20-25)		
#1   ANTIONE WEST, JR.			
Points			
S:		0	
C:		0	
Rebounds			
S:		0	
C:		0	
Assists			
S:		0	
C:		0	
Steals			
S:		0	
C:		0	
Blocked Shots			
S:		0	
C:		0	
Field Goals Made			
S:		0	
C:		0	
Field Goal Attempts			
S:		0	
C:		0	
Three-Pointers Made			
S:		0	
C:		0	
Three-Point Attempts			
S:		0	
C:		0	
Free Throws Made			
S:		0	
C:		0	
Free Throw Attempts			
S:		0	
C:		0	
Minutes			
S:		0	
C:		0	
#2   FLETCHER LOYER			
Points			
S:	30 vs. Evansville (11-4-25)		
C:	30 vs. Evansville (11-4-25)		
Rebounds			
S:	5 vs. Eastern Illinois (11-28-25)		
C:	7 vs. Maryland (12-8-24)		
Assists			
S:	2, Two Times		
C:	8 vs. Minnesota (12-4-22)		
Steals			
S:	2, Two Times		
C:	4 vs. [1] Arizona (12-16-23)		
Blocked Shots			
S:	0		
C:	1, Four Times		
Field Goals Made			
S:	8 vs. Evansville (11-7-25)		
C:	11 vs. [1] Arizona (12-16-23)		
Field Goal Attempts			
S:	14 vs. Memphis (11-20-25)		
C:	21 vs. Nebraska (12-10-22)		
Three-Pointers Made			
S:	7 vs. Evansville (11-4-25)		
C:	7, Two Times		
Three-Point Attempts			
S:	10, Two Times		
C:	12, Three Times		
Free Throws Made			
S:	7 vs. Evansville (11-4-25)		
C:	10 vs. [7] Tennessee (11-21-23)		
Free Throw Attempts			
S:	8 vs. Evansville (11-4-25)		
C:	11 vs. [7] Tennessee (11-21-23)		
Minutes			
S:	32, Two Times		
C:	39 vs. Ohio State (1-21-25)		
#3   BRADEN SMITH			
Points			
S:	29 vs. [8] Alabama (11-13-25)		
C:	34 vs. Toledo (12-29-24)		
Rebounds			
S:	7, Two Times		
C:	12 vs. Davidson (12-17-22)		
Assists			
S:	11, Two Times		
C:	16 vs. Northwestern (1-31-24)		
Steals			
S:	2, Four Times		
C:	7 vs. Milwaukee (11-8-22)		
Blocked Shots			
S:	0		
C:	2, Two Times		
Field Goals Made			
S:	8 vs. Oakland (11-7-25)		
C:	12 vs. Toledo (12-29-24)		
Field Goal Attempts			
S:	19 vs. [8] Alabama (11-13-25)		
C:	22 vs. Toledo (12-29-24)		
Three-Pointers Made			
S:	5 vs. [8] Alabama (11-13-25)		
C:	7 vs. Rutgers (3-4-25)		
Three-Point Attempts			
S:	10 vs. [8] Alabama (11-13-25)		
C:	13, Two Times		
Free Throws Made			
S:	10 vs. [8] Alabama (11-13-25)		
C:	10 vs. [8] Alabama (11-13-25)		
Free Throw Attempts			
S:	12 vs. [8] Alabama (11-13-25)		
C:	12 vs. [8] Alabama (11-13-25)		
Minutes			
S:	37, Two Times		
C:	42 vs. Northwestern (12-1-23)		
#4   TREY KAUFMAN-RENN			
Points			
S:	19 vs. [8] Alabama (11-13-25)		
C:	30, Two Times		
Rebounds			
S:	15, Two Times		
C:	15, Three Times		
Assists			
S:	5 vs. [8] Alabama (11-13-25)		
C:	7 vs. Nebraska (1-12-25)		
Steals			
S:	2 vs. Eastern Illinois (11-28-25)		
C:	3 vs. UCLA (2-28-25)		
Blocked Shots			
S:	1 vs. Akron (11-16-25)		
C:	3 vs. Michigan (1-23-24)		
Field Goals Made			
S:	9 vs. [8] Alabama (11-13-25)		
C:	13 vs. Illinois (3-7-25)		
Field Goal Attempts			
S:	16 vs. [8] Alabama (11-13-25)		
C:	24 vs. [22] Michigan (3-14-25)		
Three-Pointers Made			
S:	1 vs. [8] Alabama (11-13-25)		
C:	2 vs. Hofstra (12-7-22)		
Three-Point Attempts			
S:	2 vs. [8] Alabama (11-13-25)		
C:	3, Two Times		
Free Throws Made			
S:	3 vs. Akron (11-16-25)		
C:	9, Two Times		
Free Throw Attempts			
S:	4 vs. Akron (11-16-25)		
C:	15 vs. [23] Ole Miss (11-29-24)		
Minutes			
S:	34 vs. [8] Alabama (11-13-25)		
C:	38, Three Times		
#5   LIAM MURPHY			
Points			
S:	11 vs. Oakland (11-7-25)		
C:	26 vs. Mt. St. Vincent (11-20-21)		
Rebounds			
S:	2 vs. Oakland (11-7-25)		
C:	11 vs. Princeton (2-5-22)		
Assists			
S:		0	
C:	5 vs. Bellarmine (1-11-25)		
Steals			
S:	1 vs. Oakland (11-7-25)		
C:	3, Two Times		
Blocked Shots			
S:		0	
C:	2 vs. Lipscomb (1-4-25)		
Field Goals Made			
S:	4 vs. Oakland (11-7-25)		
C:	8, Three Times		
Field Goal Attempts			
S:	7 vs. Oakland (11-7-25)		
C:	18 vs. Jacksonville (2-1-25)		
Three-Pointers Made			
S:	3 vs. Oakland (11-7-25)		
C:	6, Three Times		
Three-Point Attempts			
S:	6 vs. Oakland (11-7-25)		
C:	13 vs. Georgia Southern (12-7-24)		
Free Throws Made			
S:		0	
C:	5, Two Times		
Free Throw Attempts			
S:		0	
C:	7 vs. UMass Lowell (11-10-22)		
Minutes			
S:	18 vs. Evansville (11-4-25)		
C:	40, Two Times		
#6   AARON FINE			
Points			
S:	2, Three Times		
C:	2, Three Times		
Rebounds			
S:	0		
C:	0		
Assists			
S:	0		
C:	0		
Steals			
S:	0		
C:	0		
Blocked Shots			
S:	0		
C:	0		
Field Goals Made			
S:	1, Three Times		
C:	1, Three Times		
Field Goal Attempts			
S:	2 vs. Eastern Illinois (11-28-25)		
C:	2 vs. Eastern Illinois (11-28-25)		
Three-Pointers Made			
S:	0		
C:	0		
Three-Point Attempts			
S:	0		
C:	0		
Free Throws Made			
S:	1 vs. [15] Texas Tech (11-21-25)		
C:	1 vs. [15] Texas Tech (11-21-25)		
Free Throw Attempts			
S:	2 vs. [15] Texas Tech (11-21-25)		
C:	2 vs. [15] Texas Tech (11-21-25)		
Minutes			
S:	6 vs. Eastern Illinois (11-28-25)		
C:	6 vs. Eastern Illinois (11-28-25)		
#7   SAM KING			
Points			
S:	0		
C:	2, Four Times		
Rebounds			
S:	0		
C:	3 vs. Samford (11-6-23)		
Assists			
S:	0		
C:	1 vs. Michigan (1-23-24)		
Steals			
S:	0		
C:	1 vs. Jacksonville (12-21-23)		
Blocked Shots			
S:	0		
C:	2 vs. Samford (11-6-23)		
Field Goals Made			
S:	0		
C:	1, Two Times		
Field Goal Attempts			
S:	0		
C:	2 vs. Jacksonville (12-21-23)		
Three-Pointers Made			
S:	0		
C:	0		
Three-Point Attempts			
S:	0		
C:	1, Two Times		
Free Throws Made			
S:	0		
C:	2, Two Times		
Free Throw Attempts			
S:	0		
C:	4 vs. Samford (11-6-23)		
Minutes			
S:	0		
C:	4 vs. Rutgers (3-4-25)		
@BOILERBALL   PURDUESPORTS.COM			



SEASON / CAREER HIGHS			
#9   JACK LUSK			
Points			
S:	0		
C:	0		
Rebounds			
S:	1 vs. Evansville (11-4-25)		
C:	1, Two Times		
Assists			
S:	0		
C:	0		
Steals			
S:	0		
C:	0		
Blocked Shots			
S:	0		
C:	0		
Field Goals Made			
S:	0		
C:	0		
Field Goal Attempts			
S:	0		
C:	0		
Three-Pointers Made			
S:	0		
C:	0		
Three-Point Attempts			
S:	0		
C:	0		
Free Throws Made			
S:	0		
C:	0		
Free Throw Attempts			
S:	0		
C:	0		
Minutes			
S:	5 vs. Eastern Illinois (11-28-25)		
C:	5 vs. Eastern Illinois (11-28-25)		
#12   DANIEL JACOBSEN			
Points			
S:	24 vs. Eastern Illinois (11-28-25)		
C:	24 vs. Eastern Illinois (11-28-25)		
Rebounds			
S:	9 vs. Eastern Illinois (11-28-25)		
C:	9 vs. Eastern Illinois (11-28-25)		
Assists			
S:	2 vs. [15] Texas Tech (11-21-25)		
C:	2 vs. [15] Texas Tech (11-21-25)		
Steals			
S:	1 vs. Akron (11-16-25)		
C:	1 vs. Akron (11-16-25)		
Blocked Shots			
S:	6 vs. Eastern Illinois (11-28-25)		
C:	6 vs. Eastern Illinois (11-28-25)		
Field Goals Made			
S:	8 vs. Eastern Illinois (11-28-25)		
C:	4, Four Times		
Field Goal Attempts			
S:	10 vs. Evansville (11-4-25)		
C:	10 vs. Evansville (11-4-25)		
Three-Pointers Made			
S:	1, Two Times		
C:	1, Two Times		
Three-Point Attempts			
S:	2 vs. Evansville (11-4-25)		
C:	2 vs. Evansville (11-4-25)		
Free Throws Made			
S:	8 vs. Eastern Illinois (11-28-25)		
C:	8 vs. Eastern Illinois (11-28-25)		
Free Throw Attempts			
S:	9 vs. Eastern Illinois (11-28-25)		
C:	9 vs. Eastern Illinois (11-28-25)		
Minutes			
S:	21 vs. Evansville (11-4-25)		
C:	25 vs. Texas A&M-Corpus Christi (11-4-24)		
#14   JACK BENTER			
Points			
S:	11, Two Times		
C:	11, Two Times		
Rebounds			
S:	7 vs. Oakland (11-7-25)		
C:	7 vs. Oakland (11-7-25)		
Assists			
S:	3 vs. Oakland (11-7-25)		
C:	3 vs. Oakland (11-7-25)		
Steals			
S:	1, Two Times		
C:	1, Two Times		
Blocked Shots			
S:	1 vs. Evansville (11-4-25)		
C:	1 vs. Evansville (11-4-25)		
Field Goals Made			
S:	4, Two Times		
C:	4, Two Times		
Field Goal Attempts			
S:	9 vs. Oakland (11-7-25)		
C:	9 vs. Oakland (11-7-25)		
Three-Pointers Made			
S:	3, Two Times		
C:	3, Two Times		
Three-Point Attempts			
S:	7 vs. Oakland (11-7-25)		
C:	7 vs. Oakland (11-7-25)		
Free Throws Made			
S:	2 vs. [15] Texas Tech (11-21-25)		
C:	2 vs. [15] Texas Tech (11-21-25)		
Free Throw Attempts			
S:	4 vs. [15] Texas Tech (11-21-25)		
C:	4 vs. [15] Texas Tech (11-21-25)		
Minutes			
S:	29 vs. Oakland (11-7-25)		
C:	29 vs. Oakland (11-7-25)		
#17   OMER MAYER			
Points			
S:	14 vs. Akron (11-16-25)		
C:	14 vs. Akron (11-16-25)		
Rebounds			
S:	4 vs. Akron (11-16-25)		
C:	4 vs. Akron (11-16-25)		
Assists			
S:	6 vs. Akron (11-16-25)		
C:	6 vs. Akron (11-16-25)		
Steals			
S:	2, Two Times		
C:	2, Two Times		
Blocked Shots			
S:	0		
C:	0		
Field Goals Made			
S:	5, Two Times		
C:	5, Two Times		
Field Goal Attempts			
S:	10 vs. Akron (11-16-25)		
C:	10 vs. Akron (11-16-25)		
Three-Pointers Made			
S:	3 vs. Akron (11-16-25)		
C:	3 vs. Akron (11-16-25)		
Three-Point Attempts			
S:	7 vs. Akron (11-16-25)		
C:	7 vs. Akron (11-16-25)		
Free Throws Made			
S:	1, Two Times		
C:	1, Two Times		
Free Throw Attempts			
S:	2 vs. Akron (11-16-25)		
C:	2 vs. Akron (11-16-25)		
Minutes			
S:	23 vs. Akron (11-16-25)		
C:	23 vs. Akron (11-16-25)		
#24   GICARRI HARRIS			
Points			
S:	12 vs. Eastern Illinois (11-28-25)		
C:	12 vs. Eastern Illinois (11-28-25)		
Rebounds			
S:	6 vs. Eastern Illinois (11-28-25)		
C:	8 vs. High Points (3-20-25)		
Assists			
S:	2, Four Times		
C:	4, Three Times		
Steals			
S:	3 vs. Eastern Illinois (11-28-25)		
C:	3, Two Times		
Blocked Shots			
S:	0		
C:	1, Four Times		
Field Goals Made			
S:	5 vs. Eastern Illinois (11-28-25)		
C:	5 vs. Eastern Illinois (11-28-25)		
Field Goal Attempts			
S:	8 vs. Eastern Illinois (11-28-25)		
C:	8 vs. Eastern Illinois (11-28-25)		
Three-Pointers Made			
S:	1, Three Times		
C:	2, Four Times		
Three-Point Attempts			
S:	4 vs. Eastern Illinois (11-28-25)		
C:	4, Four Times		
Free Throws Made			
S:	2 vs. Akron (11-16-25)		
C:	5 vs. [13] Oregon (11-18-25)		
Free Throw Attempts			
S:	3 vs. Akron (11-16-25)		
C:	6 vs. [13] Oregon (11-18-25)		
Minutes			
S:	25 vs. Eastern Illinois (11-28-25)		
C:	25, Two Times		
#32   JACE RAYL			
Points			
S:	0		
C:	1 vs. Nebraska (11-12-25)		
Rebounds			
S:	0		
C:	0		
Assists			
S:	0		
C:	0		
Steals			
S:	0		
C:	0		
Blocked Shots			
S:	0		
C:	0		
Field Goals Made			
S:	0		
C:	0		
Field Goal Attempts			
S:	1 vs. Eastern Illinois (11-28-25)		
C:	1, Two Times		
Three-Pointers Made			
S:	0		
C:	0		
Three-Point Attempts			
S:	0		
C:	0		
Free Throws Made			
S:	0		
C:	1 vs. Nebraska (11-12-25)		
Free Throw Attempts			
S:	0		
C:	2 vs. Nebraska (11-12-25)		
Minutes			
S:	3 vs. Eastern Illinois (11-28-25)		
C:	3 vs. Eastern Illinois (11-28-25)		
#34   RALEIGH BURGESS			
Points			
S:	0		
C:	8 vs. USC (2-7-25)		
Rebounds			
S:	0		
C:	5, Two Times		
Assists			
S:	0		
C:	2, Two Times		
Steals			
S:	0		
C:	1, Eight Times		
Blocked Shots			
S:	0		
C:	1, Three Times		
Field Goals Made			
S:	0		
C:	3, Two Times		
Field Goal Attempts			
S:	0		
C:	5 vs. Northern Kentucky (11-8-24)		
Three-Pointers Made			
S:	0		
C:	2 vs. [21] Michigan (1-24-25)		
Three-Point Attempts			
S:	0		
C:	2, Four Times		
Free Throws Made			
S:	0		
C:	2 vs. USC (2-7-25)		
Free Throw Attempts			
S:	0		
C:	3 vs. USC (2-7-25)		
Minutes			
S:	0		
C:	15 vs. Toledo (12-29-24)		
#45   OSCAR CLUFF			
Points			
S:	15 vs. [15] Texas Tech (11-21-25)		
C:	30 vs. Denver (1-2-25)		
Rebounds			
S:	15 vs. [15] Texas Tech (11-21-25)		
C:	20 vs. Oral Roberts (1-18-25)		
Assists			
S:	4 vs. Eastern Illinois (11-28-25)		
C:	7, Two Times		
Steals			
S:	1, Two Times		
C:	4 vs. Kansas City (2-23-25)		
Blocked Shots			
S:	4 vs. Oakland (11-7-25)		
C:	4, Three Times		
Field Goals Made			
S:	7 vs. Akron (11-16-25)		
C:	11 vs. Denver (1-2-25)		
Field Goal Attempts			
S:	9 vs. Akron (11-16-25)		
C:	18 vs. [5] Alabama (12-29-24)		
Three-Pointers Made			
S:	0		
C:	1, Five Times		
Three-Point Attempts			
S:	0		
C:	1, Seven Times		
Free Throws Made			
S:	5 vs. Memphis (11-20-25)		
C:	12 vs. North Dakota (3-7-25)		
Free Throw Attempts			
S:	5, Two Times		
C:	15 vs. North Dakota (3-7-25)		
Minutes			
S:	35 vs. Memphis (11-20-25)		
C:	36 vs. McNeese (11-4-24)		
PURDUESPORTS.COM   @BOILERBALL			



#0 - C.J. Cox

► Soph. ► Guard ► 6-3 ► 195  
► Lexington, Mass.



#1 - Antione West Jr.

► Fr. ► Guard ► 6-3 ► 195  
► Toledo, Ohio



#2 - Fletcher Loyer

► Sr. ► Guard ► 6-5 ► 180  
► Fort Wayne, Ind.



#3 - Braden Smith

► Sr. ► Guard ► 6-0 ► 170  
► Westfield, Ind.



#4 - Trey Kaufman-Renn

► Sr. ► Forward ► 6-9 ► 240  
► Sellersburg, Ind.



#5 - Liam Murphy

► Sr. ► Forward ► 6-8 ► 225  
► Staten Island, N.Y.




#6 - Aaron Fine

► R-Fr. ► Guard ► 6-2 ► 190  
► Noblesville, Ind.



#7 - Sam King

► Sr. ► Forward ► 6-9 ► 230  
► Columbus, Ind.



#9 - Jack Lusk

► Jr. ► Forward ► 6-4 ► 205  
► Elkhorn, Neb.



#12 - Daniel Jacobsen

► Soph. ► Center ► 7-4 ► 250  
► Chicago, Ill.



#14 - Jack Benter

► R-Fr. ► Guard ► 6-6 ► 215  
► Brownstown, Ind.



#17 - Omer Mayer

► Fr. ► Guard ► 6-4 ► 215  
► Tel Aviv, Israel



#24 - Gicarri Harris

► Soph. ► Guard ► 6-3 ► 210  
► Atlanta, Ga.




#32 - Jace Rayl

► Jr. ► Guard ► 5-11 ► 175  
► Kokomo, Ind.



#34 - Raleigh Burgess

► Soph. ► Forward ► 6-11 ► 240  
► Cincinnati, Ohio



#45 - Oscar Cluff

► Sr. ► Center ► 6-11 ► 255  
► Sunshine Coast, Australia



Matt Painter

► Head Coach  
► 21st season at Purdue



Brandon Brantley

► Assistant Coach  
► 13th season at Purdue



Terry Johnson

► Assistant Coach  
► 5th season at Purdue



Paul Lusk

► Assistant Coach  
► 5th season at Purdue



Sasha Stefanovic

► Assistant Coach  
► 3rd season at Purdue



P.J. Thompson

► Assistant Coach  
► 6th season at Purdue

## BY THE NUMBERS

## ► BY HEIGHT, SHOES (AVG: 6-6 1/2)

6-0	Braden Smith
6-2	Aaron Fine
6-3	C.J. Cox
	Gicarri Harris
	Antione West Jr.
6-4	Omer Mayer
6-5	Fletcher Loyer
6-6	Jack Benter
6-8	Liam Murphy
6-9	Trey Kaufman-Renn
	Sam King
6-11	Raleigh Burgess
	Oscar Cluff
7-4	Daniel Jacobsen

## ► BY WEIGHT (AVG: 215.4)

170	Braden Smith
180	Fletcher Loyer
190	Aaron Fine
195	C.J. Cox
	Antione West Jr.
210	Gicarri Harris
215	Jack Benter
	Omer Mayer
225	Liam Murphy
230	Sam King
240	Trey Kaufman-Renn
245	Raleigh Burgess
250	Daniel Jacobsen
255	Oscar Cluff

## ► BY WINGSPAN

5-10 3/4	Aaron Fine
6-4	Braden Smith
6-4 3/4	Jack Benter
	Fletcher Loyer
6-5	C.J. Cox
6-5 1/4	Gicarri Harris
6-5 1/2	Omer Mayer
6-7	Sam King
6-7 1/4	Liam Murphy
6-8	Antione West Jr.
6-10 1/8	Trey Kaufman-Renn
6-11 3/4	Raleigh Burgess
7-2 1/4	Daniel Jacobsen
7-2 1/2	Oscar Cluff

## ► BY STANDING REACH


7-9	Aaron Fine
7-11 1/2	Braden Smith
8-2	C.J. Cox
	Gicarri Harris
	Omer Mayer
8-3 1/2	Antione West Jr.
	Fletcher Loyer
8-4 1/2	Liam Murphy
	Jack Benter
8-6	Sam King
8-8	Trey Kaufman-Renn
8-10	Raleigh Burgess
9-1	Oscar Cluff
9-2 1/2	Daniel Jacobsen
9-5 1/2	

## ► MAJORS

J. Benter	Organizational Leadership
R. Burgess	Integrated Business Eng.
C. Cox	Pre-Management
O. Cluff	GRAD - Sports Management
A. Fine	Exploratory Studies
G. Harris	Organizational Leadership
D. Jacobsen	Exploratory Studies
T. Kaufman-Renn	GRAD - Philosophy
S. King	Management / Finance
F. Loyer	Organizational Leadership
O. Mayer	Exploratory Studies
L. Murphy	GRAD - Business Admin.
B. Smith	Organizational Leadership
A. West Jr.	Selling & Sales Man.



GAME 08 // RUTGERS // DECEMBER 2, 2025

	<b>Matt Painter   Head Coach</b>										<ul style="list-style-type: none"><li>• Reached 500 career wins in the win over Akron; 7th-fastest active head coach to reach 500 wins (720 games).</li><li>• Named DickieV National Coach of the Week (Nov. 24) after leading Purdue to the Baha Mar Championship.</li><li>• Ranks fourth on wins list in Big Ten games (239) and fourth among Big Ten coaches in all games (478).</li><li>• Led Purdue to eight straight NCAA Tournaments as a top-4 seed – the 4th-longest streak in NCAA history.</li><li>• Has won seven Big Ten Championships (5 regular-season; 2 tournament); 5 total in last 9 seasons.</li></ul>
	<b>21st season at Purdue   22nd season overall   Purdue (1993)</b>										
	<b>Career</b>	<b>Purdue</b>	<b>B1G RS</b>	<b>Home</b>	<b>Away</b>	<b>Neutral</b>	<b>Top-25</b>	<b>Top-10</b>	<b>NCAA T.</b>		
	503-220	478-215	239-130	286-46	103-109	89-60	79-102	27-46	24-16		
<b>National Rankings:</b> 1 / Associated Press 1 / Coaches	<b>#0   C.J. Cox   So.   Guard</b>										<b>LAST:</b> 8 points, 3 rebs, 2 asts in the win over Eastern Illinois. • Avg. 12.0 PPG, 3.3 RPG in last three games (14-26 FGs, 8-15 3Ps). • Strong games in the Bahamas -> 14.0 PPG, 3.5 RPG (11-18 FGs, 6-10 3Ps). • 3 games this season of 10+ points; 3 games Of 10+ pts in last 19 gms last yr. • Avg. 6.7 PPG, 2.7 RPG in 3 NCAA Tournament games (6-10 FGs, 3-5 3Ps). • Shooting 53.4 percent (47-of-88) from inside the 3-pt. line for his career. • Under-recruited player that only had Ivy League offers before Purdue offered. • Prior to Purdue; held internship with HVM Investment Group in Boston.
	<b>6-3   195   Lexington, Mass.   Milton Academy (Mass.)</b>										
	<b>SEASON</b>	<b>PPG</b>	<b>RPG</b>	<b>APG</b>	<b>Blks.</b>	<b>Stls.</b>	<b>FG %</b>	<b>3P %</b>	<b>FT %</b>		
<b>2025-26 Record</b> 7-0 / 0-0 (Big Ten)	7 / 7	8.0	2.4	1.1	1	2	.500	.440	3-3	<b>CAREER HIGHS</b> <b>P:</b> 23 Nebraska (1-12-25) <b>R:</b> 8 Northwestern (1-5-25) <b>A:</b> 2 Nine Times <b>S:</b> 4 Nebraska (1-12-25) <b>FG:</b> 9 Nebraska (1-12-25) <b>3P:</b> 5 Nebraska (1-12-25) <b>M:</b> 30 Memphis (11-20-25)	
	<b>CAREER</b>	<b>PPG</b>	<b>RPG</b>	<b>APG</b>	<b>Blks.</b>	<b>Stls.</b>	<b>FG %</b>	<b>3P %</b>	<b>FT %</b>		
	43 / 30	6.3	2.8	0.8	2	28	.469	.407	.793		
<b>Last Game:</b> W, 109-62 Eastern Illinois Nov. 28, 2025	<b>#2   Fletcher Loyer   Sr.   Guard (PRO: Loy-yer)</b>										<b>LAST:</b> 15 points, 5 rebs, 3 asts, 1 stl in the win over Eastern Illinois. • <b>Named Baha Mar Championship MVP -&gt; 15.0 PPG, 3.0 RPG, 6-15 3Ps.</b> • 1-of-7 players nat. w/ 1,300 pts, 200 3PM, 200 FTM, 200 assists (career). • Avg. 15.3 PPG, 2.8 RPG in last four games (17-36 FGs, 13-25 3Ps in span). • 3rd B1G with 24 3PMs; shooting 162-of-357 (.454) from 3 since SOPH yr. • This year -> 69.7 % of FGAs are 3Ps; prev. 3 years -> 50.6 % were 3PAs. • Brother, Foster, played at Michigan State & Davidson; now on staff w/ Nets. • Father, John, is a scout for Clippers; spent time as interim HC for Pistons.
	<b>6-5   180   Fort Wayne, Ind.   Homestead</b>										
	<b>SEASON</b>	<b>PPG</b>	<b>RPG</b>	<b>APG</b>	<b>Blks.</b>	<b>Stls.</b>	<b>FG %</b>	<b>3P %</b>	<b>FT %</b>		
<b>Next Game:</b> [xx] Iowa State Dec. 6, 2025	7 / 7	16.1	2.4	1.4	0	6	.500	.522	.958	<b>CAREER HIGHS</b> <b>P:</b> 30 Evansville (11-4-25) <b>R:</b> 7 Maryland (12-8-24) <b>A:</b> 8 Minnesota (12-4-22) <b>S:</b> 4 [1] Arizona (12-16-23) <b>3P:</b> 7 Two Times <b>FT:</b> 10 [6] Tennessee (11-21-23) <b>M:</b> 39 Ohio State (1-21-25)	
	<b>CAREER</b>	<b>PPG</b>	<b>RPG</b>	<b>APG</b>	<b>Blks.</b>	<b>Stls.</b>	<b>FG %</b>	<b>3P %</b>	<b>FT %</b>		
	117 / 117	11.9	2.0	2.0	4	74	.421	.411	.845		
<b>Head Coach:</b> Matt Painter <b>PUR:</b> 478-215 / 21st <b>CAR:</b> 503-220 / 22nd	<b>#3   Braden Smith   Sr.   Guard</b>										<b>LAST:</b> 5 points, 10 asts, 2 rebs, 2 stls in the win over Eastern Illinois. • <b>Preseason National Player of the Year: First-Team All-American.</b> • Has chance for one of the greatest statistical careers in NCAA history. • Moved into 2nd on Big Ten's career assists list (821); needs 69 to T-1st. • Avg. 9.0 PPG, 9.8 APG in last four games; owns season A/T/O ratio of 4.20. • 1-of-6 players in NCAA history with 1,450 pts, 800 asts and 550 rebs. • Father, Dustin, was AAU coach and played at Arkansas Tech. • Mother, Ginny, was 1997 Arkansas Miss Basketball; played at Ark. Tech.
	<b>6-0   175   Westfield, Indiana   Westfield</b>										
	<b>SEASON</b>	<b>PPG</b>	<b>RPG</b>	<b>APG</b>	<b>Blks.</b>	<b>Stls.</b>	<b>FG %</b>	<b>3P %</b>	<b>FT %</b>		
<b>Assistant Coaches:</b> Brandon Brantley Paul Lusk Terry Johnson Sasha Stefanovic P.J. Thompson Jason Kabo (Strength)	7 / 7	13.0	3.6	9.0	0	8	.375	.387	.704	<b>CAREER HIGHS</b> <b>P:</b> 34 Toledo (12-29-24) <b>R:</b> 12 Davidson (12-17-22) <b>A:</b> 16 Northwestern (1-31-24) <b>S:</b> 7 Milwaukee (11-8-22) <b>FG:</b> 12 Toledo (12-29-24) <b>3P:</b> 7 Rutgers (3-4-25) <b>M:</b> 42 Northwestern (12-1-23)	
	<b>CAREER</b>	<b>PPG</b>	<b>RPG</b>	<b>APG</b>	<b>Blks.</b>	<b>Stls.</b>	<b>FG %</b>	<b>3P %</b>	<b>FT %</b>		
	117 / 117	12.5	4.8	7.0	18	191	.431	.394	.824		
<b>2025-26 SCHEDULE</b>	<b>#4   Trey Kaufman-Renn   Sr.   Forward</b>										<b>LAST:</b> 14 points, 6 rebs, 2 asts, 2 stls in the win over Eastern Illinois. • <b>Preseason All-American; First-Team All-Big Ten.</b> • 3 double-doubles in his first five games; at least 12 rebs in 4 of last 7 gms. • His 723 points last season were the sixth most in Purdue history. • Led the country a year ago in 2-point field goals made (292). • Nation's most-improved scorer a year ago (13.7 PPG). • Redshirted in 2021-22; could become 2nd player ever to RS 6 be an All-Amer. • Missed 1st career game in opener after playing 110 straight (75 starts).
	<b>6-9   240   Sellersburg, Ind.   Silver Creek</b>										
	<b>SEASON</b>	<b>PPG</b>	<b>RPG</b>	<b>APG</b>	<b>Blks.</b>	<b>Stls.</b>	<b>FG %</b>	<b>3P %</b>	<b>FT %</b>		
<b>Opponent</b> Evansville Oakland [8] Alabama Akron Memphis [15] Texas Tech Eastern Illinois Rutgers [10] Iowa State Minnesota Marquette Auburn Kent State Wisconsin Washington Penn State Iowa USC UCLA Illinois Indiana Maryland Oregon Nebraska Iowa Michigan Indiana Michigan State Ohio State Northwestern Wisconsin Big Ten Tournament NCAA Tournament	5 / 5	14.8	10.6	2.2	1	3	.648	1-2	3-5	<b>CAREER HIGHS</b> <b>P:</b> 30 Two Times <b>R:</b> 15 Three Times <b>A:</b> 7 Nebraska (1-12-25) <b>B:</b> 3 Michigan (1-23-24) <b>FG:</b> 13 Illinois (3-7-25) <b>FT:</b> 9 Two Times <b>M:</b> 38 Three Times	
	<b>CAREER</b>	<b>PPG</b>	<b>RPG</b>	<b>APG</b>	<b>Blks.</b>	<b>Stls.</b>	<b>FG %</b>	<b>3P %</b>	<b>FT %</b>		
	115 / 80	10.5	4.4	1.3	32	51	.566	.321	.624		
<b>Date / Result</b> W, 82-51 W, 87-77 W, 87-80 W, 97-79 W, 80-71 W, 86-56 W, 109-62 D2 D6 D10 D13 D20 D29 J3 J7 J10 J14 J17 J20 J24 J27 F1 F7 F10 F14 F17 F20 F26 M1 M4 M7 M10-15 M19-A6	<b>#5   Liam Murphy   Sr.   Forward</b>										<b>LAST:</b> Did not play in the win over Eastern Illinois. • Has 14 points in 28:26 of action (4-of-9 3Ps; 5-of-10 FGs). • Has made 178 career 3Ps; shooting 108-of-255 (.424) since start of last yr. • Needs 15 points for 800 in career; only played 70 career games. • 5 career games vs. power-con: 13.8 PPG, 3.6 RPG, 17-of-37 (.459) 3Ps. • Ranked T-19th nat. in 3PM (104); only in top 75 under 800 mins played. • 1-of-13 players in NCAA history (1st since 2013) with 100+ 3PM < 800 mins. • Good friends (same hometown) as former St. John's standout Chris Ledlum.
	<b>6-8   225   Staten Island, N.Y.   North Florida, Columbia</b>										
	<b>SEASON</b>	<b>PPG</b>	<b>RPG</b>	<b>APG</b>	<b>Blks.</b>	<b>Stls.</b>	<b>FG %</b>	<b>3P %</b>	<b>FT %</b>		
<b>#12   Daniel Jacobsen   So.   Center</b>	2 / 0	7.0	1.0	0.0	0	1	5-10	4-9	0-0	<b>CAREER HIGHS</b> <b>P:</b> 26 Mt. St. Vincent (11-20-21) <b>R:</b> 11 Princeton (2-5-22) <b>A:</b> 5 Bellarmine (1-11-25) <b>S:</b> 3 Two Times <b>FG:</b> 8 Three Times <b>3P:</b> 6 Three Times <b>M:</b> 40 Two Times	
	<b>CAREER</b>	<b>PPG</b>	<b>RPG</b>	<b>APG</b>	<b>Blks.</b>	<b>Stls.</b>	<b>FG %</b>	<b>3P %</b>	<b>FT %</b>		
	70 / 28	11.2	3.6	1.2	23	49	.410	.388	.743		
<b>#12   Daniel Jacobsen   So.   Center</b>	<b>7-4   250   Chicago, Ill.   Brewster Academy (N.H.)</b>										<b>LAST:</b> 24 points, 9 rebs, 6 blks, 1 ast in the win over Eastern Illinois. • Set school record for cons. field goals made (19, still going; NCAA rec. is 30). • In last five games, is averaging 30.3 pts, 12.8 rebs, 6.2 blks / 40 mins). • In last two games, has 35 points, 17 rebs, 8 blks, 3 asts in 37 mins. of action. • Shooting 23-of-26 (.885) from the field in the last 5 games (21-24 2Ps, 2-2 3Ps). • Helped Team USA to gold in the 2024 U18 Americup & 2025 FIBA U19 World Cup. • Became the 2nd Boilermaker to win two gold medals with USA (Swanigan). • Can stretch the defense and shoot the 3-pointer at a decent clip.
	<b>SEASON</b>	<b>PPG</b>	<b>RPG</b>	<b>APG</b>	<b>Blks.</b>	<b>Stls.</b>	<b>FG %</b>	<b>3P %</b>	<b>FT %</b>		
	7 / 0	10.3	5.0	0.7	17	1	.737	2-4	.700		
<b>#14   Jack Benter   R-Fr.   Guard</b>	<b>CAREER</b>	<b>PPG</b>	<b>RPG</b>	<b>APG</b>	<b>Blks.</b>	<b>Stls.</b>	<b>FG %</b>	<b>3P %</b>	<b>FT %</b>	<b>CAREER HIGHS</b> <b>P:</b> 24 Eastern Illinois (11-28-25) <b>R:</b> 9 Eastern Illinois (11-28-25) <b>A:</b> 2 [15] Texas Tech (11-21-25) <b>B:</b> 6 Eastern Illinois (11-28-25) <b>FG:</b> 8 Eastern Illinois (11-28-25) <b>3P:</b> 1 Two Times <b>M:</b> 25 Texas AGM-CC (11-4-24)	
	9 / 0	9.4	4.7	0.6	20	1	.727	2-5	.704		
	<b>SEASON</b>	<b>PPG</b>	<b>RPG</b>	<b>APG</b>	<b>Blks.</b>	<b>Stls.</b>	<b>FG %</b>	<b>3P %</b>	<b>FT %</b>		
<b>#17   Omer Mayer   Fr.   Guard (PRO: Oh-mer My-er)</b>	7 / 2	5.3	3.6	1.0	1	2	.464	.444	3-6	<b>LAST:</b> 8 points in the win over Eastern Illinois. • Last 5 games off bench -> 14 pts, 12 rebs, 2 asts, 70 mins (5-12 FGs). • Outstanding perimeter shooter -> 8-of-18 from 3P range in first 7 games. • 1st FR to have at least 10 5's in first two games since Z. Edey (2021). • 1st FR to have at least 3 6's in first two games since R. Cline (2016). • Led Brownstown Central to 2024 state title; 11th on Ind. car. pts. list (2,550). • Grew an inch and added about 10 pounds of muscle from last season. • Father, Dave, was his high school coach; in his 27th season at Brown. Cent.	
	<b>CAREER</b>	<b>PPG</b>	<b>RPG</b>	<b>APG</b>	<b>Blks.</b>	<b>Stls.</b>	<b>FG %</b>	<b>3P %</b>	<b>FT %</b>		
	7 / 2	5.3	3.6	1.0	1	2	.464	.444	3-6		
<b>#24   Gicarri Harris   So.   Guard (PRO: Juh-Carr-e)</b>	<b>#17   Omer Mayer   Fr.   Guard (PRO: Oh-mer My-er)</b>										<b>LAST:</b> 10 points, 3 asts, 2 stls, 1 reb in the win over Eastern Illinois. • Has 21 points, 5 asts, 2 stls in 38 minutes over last two games (9-17 FGs). • Avg. 10.3 PPG, 2.8 APG in last 4 games; first 3 games -> 4.7 PPG, 1.7 APG. • Made a 3-pointer in 5 straight games (8-of-23 3Ps; 1-of-5 in 1st 2 games). • Turned down offers from Duke, Auburn, Florida and Ohio State. • Avg. 20.0 PPG, 5.0 RPG, 4.3 APG in the U19 World Cup in June. • Avg. 16.7 PPG, 5.1 APG in the U20 EuroBasket, making 19-of-51 (.373) from 3. • When being recruited, <b>Carsen Edwards</b> and <b>Braden Smith</b> both helped.
	<b>6-4   215   Tel Aviv, Israel   Maccabi Tel Aviv</b>										
	<b>SEASON</b>	<b>PPG</b>	<b>RPG</b>	<b>APG</b>	<b>Blks.</b>	<b>Stls.</b>	<b>FG %</b>	<b>3P %</b>	<b>FT %</b>		
<b>#24   Gicarri Harris   So.   Guard (PRO: Juh-Carr-e)</b>	7 / 0	7.9	1.3	2.3	0	4	.431	.321	2-4	<b>CAREER HIGHS</b> <b>P:</b> 14 Akron (11-16-25) <b>R:</b> 4 Akron (11-16-25) <b>A:</b> 6 Akron (11-16-25) <b>S:</b> 2 Akron (11-16-25) <b>FG:</b> 5 Two Times <b>3P:</b> 3 Akron (11-16-25) <b>M:</b> 23 Akron (11-16-25)	
	<b>CAREER</b>	<b>PPG</b>	<b>RPG</b>	<b>APG</b>	<b>Blks.</b>	<b>Stls.</b>	<b>FG %</b>	<b>3P %</b>	<b>FT %</b>		
	7 / 0	7.9	1.3	2.3	0	4	.431	.321	2-4		
<b>MEDIA</b> <b>Web:</b> PurdueSports.com <b>Twitter / X:</b> @BoilerBall <b>Instagram:</b> BoilerBall <b>Contact:</b> Chris Forman <b>Email:</b> cforman@purdue.edu <b>Office:</b> 765-494-3201 <b>Cell:</b> 413-687-4590	<b>#24   Gicarri Harris   So.   Guard (PRO: Juh-Carr-e)</b>										<b>LAST:</b> 12 points, 6 rebs, 3 stls, 2 asts in the win over Eastern Illinois. • Struggled shooting to start the season (10-31 FGs, 3-12 3Ps); 10 asts, 4 TO. • Had a strong preseason, including 20 points in the EXH game vs. UIndy. • 11+ pts in 3 of his last 14 games (to last year); 0 10+ pt. games in 1st 29 gms. • Has a career 1.95 assist / turnover ratio (.39 / .20). • In games before Jan. 1, 8-of-41 (.195) from 3P range; after Jan. 1, 17-of-42 (.405). • Led Grayson to Class 7A State Champ (Georgia); outdueled <b>Ace Bailey</b> . • Son of 1994 National Player of the Year and NBA No. 1 pick, <b>Glenn Robinson</b> .
	<b>6-3   210   Atlanta, Ga.   Grayson</b>										
	<b>SEASON</b>	<b>PPG</b>	<b>RPG</b>	<b>APG</b>	<b>Blks.</b>	<b>Stls.</b>	<b>FG %</b>	<b>3P %</b>	<b>FT %</b>		
<b>#45   Oscar Cluff   Sr.   Center</b>	7 / 0	3.9	2.1	1.4	0	6	.323	.250	4-6	<b>CAREER HIGHS</b> <b>P:</b> 12 Eastern Illinois (11-28-25) <b>R:</b> 8 High Point (3-20-25) <b>A:</b> 4 Three Times <b>S:</b> 3 Two Times <b>FG:</b> 5 Eastern Illinois (11-28-25) <b>3P:</b> 2 Four Times <b>M:</b> 25 Two Times	
	<b>CAREER</b>	<b>PPG</b>	<b>RPG</b>	<b>APG</b>	<b>Blks.</b>	<b>Stls.</b>	<b>FG %</b>	<b>3P %</b>	<b>FT %</b>		
	43 / 5	3.8	1.9	0.9	5	21	.377	.301	.879		
<b>2025-26 SCHEDULE</b>	<b>#45   Oscar Cluff   Sr.   Center</b>										<b>LAST:</b> 10 points, 5 rebs, 4 asts in the win over Eastern Illinois. • Dominant start to the season -> 12.5 PPG, 10.3 RPG, 20-24 FGs last 4 gms. • Has 15 assists against just 2 turnovers in 165 minutes to start season. • Only player in country to avg. 10.0 PPG, 10.0 RPG, 2.0 APG and shoot 70% FGs. • 11 games of 15 or more rebs since start of 2023-24; 3rd most nationally. • 28 career games of 10 or more rebounds (72 games); 25 double-doubles. • 1-of-2 players LY to avg. 17.0 PPG, 6.0 RPG, 2.0 APG, 60 % FGs (Kaufman-Renn). • One of most-highly sought-after big men in portal; committed in early April.
	<b>6-11   255   Sunshine Coast, Australia   South Dakota State, Washington State</b>										
	<b>SEASON</b>	<b>PPG</b>	<b>RPG</b>	<b>APG</b>	<b>Blks.</b>	<b>Stls.</b>	<b>FG %</b>	<b>3P %</b>	<b>FT %</b>		
<b>Opponent</b> Evansville Oakland [8] Alabama Akron Memphis [15] Texas Tech Eastern Illinois Rutgers [10] Iowa State Minnesota Marquette Auburn Kent State Wisconsin Washington Penn State Iowa USC UCLA Illinois Indiana Maryland Oregon Nebraska Iowa Michigan Indiana Michigan State Ohio State Northwestern Wisconsin Big Ten Tournament NCAA Tournament	7 / 7	11.7	10.1	2.1	8	2	.738	0-0	.833	<b>CAREER HIGHS</b> <b>P:</b> 30 Denver (1-2-25) <b>R:</b> 20 Oral Roberts (1-18-25) <b>A:</b> 7 Two Times <b>B:</b> 4 Three Times <b>FG:</b> 11 Denver (1-2-25) <b>FT:</b> 12 North Dakota (3-7-25) <b>M:</b> 36 McNeese (11-4-24)	
	<b>CAREER</b>	<b>PPG</b>	<b>RPG</b>	<b>APG</b>	<b>Blks.</b>	<b>Stls.</b>	<b>FG %</b>	<b>3P %</b>	<b>FT %</b>		
	72 / 60	11.9	8.3	2.0	64	33	.608	5-7	.760		