GEORGIA TECH

2016 BASEBALL INFORMATION GUIDE

ROSTER INFORMATION

No.	Name		B/T	Position	Height	Weight	Year	Hometown / High School / Last School
1	Carter Hall		R/R	MIF	6-0	175	Fr.	Alpharetta, Ga./Wesleyan
2	Grant Wruble	*"roo-bull"*	R/R	C/OF	6-1	190	Sr.	Johns Creek, Ga./Chattahoochee
3	Wade Bailey		R/R	MIF	5-9	178	So.	Villa Rica, Ga./Villa Rica
4	Zac Ryan		R/R	RHP	6-1	201	Jr.	Valparaiso, Ind./Andrean
5	Keenan Innis	*"inn-es"*	L/R	OF	6-0	180	Jr.	Cumming, Ga./Blessed Trinity
6	Ryan Peurifoy	*"pure-ah-foy"*	R/R	OF	6-2	206	Jr.	Peachtree City, Ga./Starr's Mill
7	Arden Pabst CAPTAIN		R/R	C	6-1	202	Jr.	Sherman Oaks, Calif./Harvard Westlake
8	Jonathan Hughes		R/R	RHP	6-2	186	Fr.	Flowery Branch, Ga./Flowery Branch
9	Joey Bart		R/R	C	6-2	214	Fr.	Buford, Ga./Buford
10	Brandon Gold		R/R	IF/RHP	6-3	203	Jr.	Alpharetta, Ga/Johns Creek
11	Tristin English		R/R	RHP/DH	6-2	200	Fr.	Williamson, Ga./Pike County
13	Jackson Webb		S/R	IF	5-11	160	Fr.	Roswell, Ga./Johnson Ferry Christian
14	Matt Gonzalez		R/R	3B/OF	5-11	193	Sr.	Acworth, Ga./Harrison
15	Connor Justus		R/R	MIF	6-0	193	Jr.	Cartersville, Ga./Cartersville
16	Coleman Poje	*"poh-zhay"*	R/R	OF	6-1	212	r-Jr.	Atlanta, Ga./Westminster/Air Force
20	Matt Phillips		R/R	RHP	6-2	195	Jr.	Milton, Ga./Milton
21	Brandt Stallings		R/R	OF	6-4	217	Fr.	Buford, Ga./Kings Ridge Christian
22	Trevor Craport	*"cray-port"*	R/R	UTL	5-11	201	So.	Norcross, Ga./Norcross
23	Ben Parr		L/L	LHP	6-4	182	Jr.	Social Circle, Ga./George Walton Academy
24	Joe Wiseman		R/R	RHP	6-4	249	Sr.	Roswell, Ga./Pope
25	Kel Johnson		R/R	OF	6-4	204	So.	Palmetto, Ga./Home Schooled
26	Matthew Gorst		R/R	RHP	6-1	201	Jr.	Alpharetta, Ga/Johns Creek
27	Patrick Wiseman		L/R	RHP	6-5	217	So.	Roswell, Ga./Pope
28	Jared Datoc	*"day-tock"*	R/R	RHP	5-7	210	So.	Atlanta, Ga./Pace Academy
29	Will Galloway		R/R	C	6-1	197	Fr.	Marietta, Ga./Blessed Trinity
30	*Ben Schniederjans		R/R	RHP	6-2	185	r-Fr.	Powder Springs, Ga./Harrison
31	Tanner Shelton		L/L	LHP	6-2	235	Jr.	Woodstock, Ga./Etowah
32	Bailey Combs		R/R	RHP	5-11	191	Fr.	Smyrna, Ga./Whitefield Academy
35	Bobby Gauvreau	*"gav-row"*	R/R	RHP	5-10	200	Fr.	Mareitta, Ga./Sprayberry
36	Cole Pitts		R/R	RHP	6-5	237	r-Sr.	Moultrie, Ga./Colquitt County
37	Keyton Gibson		R/R	RHP	6-2	209	Fr.	Buford, Ga.//Buford
38	Robert Winborne		R/R	IF	6-1	180	Fr.	Atlanta, Ga./ The Lovett School
39	Jonathan King CAPTAIN		L/L	LHP	5-11	197	r-Jr.	Murfreesboro, Tenn./Riverdale
40	Micah Carpenter		R/R	RHP	5-11	174	Fr.	Jefferson, Ga./Jefferson
41	Burton Dulaney		R/R	RHP	6-0	179	Fr.	Rome, Ga./Darlington
42	Jake Lee		R/R	RHP	5-11	170	Fr.	Brooks, Ga./Whitewater

**will miss 2016 season with injury*

ALPHABETICAL

No.	Name
3	Wade Bailey
9	Joey Bart
40	Micah Carpenter
29	Bailey Combs
22	Trevor Craport
28	Jared Datoc
41	Burton Dulaney
11	Tristin English
32	Will Galloway
35	Bobby Gauvreau
37	Keyton Gibson
10	Brandon Gold
14	Matt Gonzalez
26	Matthew Gorst
1	Carter Hall
8	Jonathan Hughes
5	Keenan Innis
25	Kel Johnson
15	Connor Justus
39	Jonathan King
42	Jake Lee
7	Arden Pabst
23	Ben Parr
6	Ryan Peurifoy
20	Matt Phillips
36	Cole Pitts
16	Coleman Poje
4	Zac Ryan
30	*Ben Schniederjans
31	Tanner Shelton
21	Brandt Stallings
13	Jackson Webb
38	Robert Winborne
24	Joe Wiseman
27	Patrick Wiseman
2	Grant Wruble

COACHES & STAFF

Head Coach:	17 Danny Hall (Miami, Ohio '77), 23rd year at Tech
Assistant Coach/Hitting:	18 Bryan Prince (Georgia Tech '05), 9th year
Assistant Coach/Pitching:	34 Jason Howell (North Carolina '02), 4th year
Volunteer Assistant Coach:	12 Mike Nickeas (Georgia Tech '15), 2nd year
Director of Baseball Operations:	Nick Scherer (Georgia Tech, '07), 9th year
Athletic Trainer:	Paul Wolkoff (Georgia Tech, '93), 8th year
Strength & Conditioning:	Steve Tamborra (Florida State '94), 17th year

ROSTER BREAKDOWNS

BY STATE

Georgia (33)

Wade Bailey . . . . . Villa Rica
Joey Bart . . . . . Buford
Micah Carpenter . . . . . Jefferson
Bailey Combs . . . . . Smyrna
Trevor Craport . . . . . Norcross
Jared Datoc . . . . . Atlanta
Burton Dulaney . . . . . Rome
Tristin English . . . . . Williamson
Will Galloway . . . . . Marietta
Bobby Gauvreau . . . . . Marietta
Keyton Gibson . . . . . Buford
Brandon Gold . . . . . Alpharetta
Matt Gonzalez . . . . . Acworth
Matthew Gorst . . . . . Alpharetta
Carter Hall . . . . . Alpharetta
Jonathan Hughes . . . . . Flowery Branch
Keenan Innis . . . . . Cumming
Kel Johnson . . . . . Palmetto
Connor Justus . . . . . Cartersville
Jake Lee . . . . . Brooks
Ben Parr . . . . . Social Circle
Ryan Peurifoy . . . . . Peachtree City
Matt Phillips . . . . . Milton
Cole Pitts . . . . . Moultrie
Coleman Poje . . . . . Atlanta
Ben Schniederjans . . . . . Powder Springs
Tanner Shelton . . . . . Woodstock
Brandt Stallings . . . . . Buford
Jackson Webb . . . . . Roswell
Robert Winborne . . . . . Atlanta
Joe Wiseman . . . . . Roswell
Patrick Wiseman . . . . . Roswell
Grant Wruble . . . . . Johns Creek

California (1)

Arden Pabst . . . . . Sherman Oaks

Indiana (1)

Zac Ryan . . . . . Valparaiso

Tennessee (1)

Jonathan King . . . . . Mufreesboro

BY CLASS

Seniors (4): Gonzalez, Pitts*, J. Wiseman, Wruble

Juniors (13): Gold, Gorst, Innis, Justus, King*, Pabst, Parr, Peurifoy, Phillips, Poje*, Ryan, Schniederjans, Shelton

Sophomores (5): Bailey, Craport, Datoc, Johnson, P. Wiseman

Freshmen (14): Bart, Carpenter, Combs, Dulaney, English, Galloway, Gauvreau, Gibson, Hall, Hughes, Lee, Stallings, Webb, Winborne

** redshirt*

2016 GEORGIA TECH BASEBALL INFORMATION GUIDE

Georgia Tech Communications & Public Relations

INFORMATION

Roster Information . . . . . Inside Cover
Radio/TV Roster . . . . . .Inside Back
Table of Contents 1
Media Information. 2
Quick Facts 3
Schedule 3

PLAYERS & STAFF

Returning Player Bios 4-24
Newcomer Bios 25-28
Head Coach Danny Hall. 30-32
Assistant Coach Bryan Prince 33
Assistant Coach Jason Howell 34
Baseball Staff 35-37
Administration 38

YEAR IN REVIEW

2015 Recap 40
2015 Game-by-Game Results 41
2015 Final Statistics 42

TEAM HISTORY

Georgia Tech in the ACC 44
ACC Tourney Box Scores 45-48
NCAA Tournament Records 49
NCAA Tourney Box Scores 50-53
Tech's CWS Teams 54-59
Tech's Major Leaguers 60-61
Tech in the Pros 62-63
Tech in the Draft. 64-65
All-Americans. 66-67
National Honors 68
District/Regional Honors 69
ACC Honors 70-71
Team Honors 72
Retired / Honored Jerseys 72
Olympics / Team USA 73
Georgia Tech Hall of Fame. 74
Head Coaches & Captains 75
All-Time Roster. 76-77
Tech's Top Players Stats 78-82

TEAM RECORDS

Batting Records 84-91
Pitching Records 92-98
Defensive Records 99
Team Records 100-101
Year-By-Year Batting Stats. 102
Year-By-Year Pitching Records. 103
Team Facts & Figures 104
Series Records 105-115
Year-By-Year Results. 116-128

MEDIA GUIDE CREDITS

Editing & Design: Mike DeGeorge

Cover Design: Aaron DeWall

Contributors: Wiley Ballard, Soma Yamaoka, Larry Lacksen, Daniel Comer, Nihar Ullal, Chris Yandle, Nick Scherer, Richard Musterer

Photography: Head shots, team photo and most action by Danny Karnik. Other photos by Jerry Pillarelli, Clyde Click and the Georgia Tech Athletics Archive

Printing: Bennett Graphics of Tucker, Ga.
Thanks to Robert Worley

INFORMATION

MEDIA INFORMATION

MEDIA SERVICES

The 2016 Georgia Tech Baseball Yearbook is published primarily as a source of information for members of the media. Requests for additional information, interviews and photographs should be directed to the Georgia Tech Communications & Public Relations staff.

Baseball notes and statistics are updated regularly throughout the season. Access to this information can be achieved by accessing the official Georgia Tech Athletics website, RamblinWreck.com. The Communications & Public Relations staff will email weekly releases to members of the media.

RUSS CHANDLER STADIUM

Georgia Tech's home field is located on the corner of Fowler Street and Ferst Drive, with the entrances to the stadium along Ferst Drive.

From the North (I-75): Follow I-75 South to Northside Drive/Howell Mill Road Exit. Follow exit to Northside Drive and turn right. Proceed to 10th Street (sixth light) and turn left. Follow 10th Street to Fowler Street (fifth light) and turn right. Stadium will be on the right.

From the North (I-85): Follow I-85 South to North Avenue exit and turn right. Proceed to Techwood Drive (first light) and turn right. Follow Techwood Drive to Fifth Street (second light) and turn left. Stadium will be on the right.

From the South: Follow I-75/I-85 North to 10th Street exit and turn left. Proceed to Fowler Street (second light), and turn left.

MEDIA CREDENTIALS

Media credentials will be issued only to working members of the media. Children and other non-workers are not allowed. Members of the media may claim credentials in the GT Ticket Office until four hours prior to each game (excluding weekends) before they are moved to media will-call at Russ Chandler Stadium.

Requests: Contact the Georgia Tech Communications & Public Relations staff at least one day prior to home game or series.

Media Will Call: Third base ticket booth, corner of Cherry Street and Ferst Drive.

Media Parking: A limited number of media parking spaces at various locations around Russ Chandler Stadium are available. Please include parking requests along with credential requests.

Press Box: The Russ Chandler Stadium Press Box is located atop the grandstand behind home plate. It includes space for working members of the press, official and visiting scorers, the public address announcer and the scoreboard operator. Also located on the press level are two radio booths, a television booth, and eight luxury suites (two indoor, six outdoor). The Press Box is on the same level as the third base entry gate.

GEORGIA TECH ON THE AIR

Television: A number of home games will be aired on television this season as part of the ACC television package on ESPNU and ESPN3.

Georgia Tech's 2016 television schedule can be found at RamblinWreck.com.

Radio: All of Tech's baseball games will be aired on radio in 2014. WREK Radio (91.1 FM in Atlanta/ www.wrek.org), the nation's first 100,000-watt college station, will serve as the flagship home for Georgia Tech baseball with Wiley Ballard calling the action.

MEDIA INTERVIEWS

All interview requests for head coach Danny Hall or any Georgia Tech baseball player should be directed to the Georgia Tech Communications & Public Relations staff.

Players and coaches are available to the media before and after practice or by appointment (for mornings and early afternoons). Interviews with coaches or players while the team is on the road can be arranged through the Georgia Tech Communications & Public Relations staff.

POSTGAME INTERVIEWS

Head coach Danny Hall is available to meet any working members of the press immediately following the game on the field at Russ Chandler Stadium. Due to space limitations in the locker room, all player interviews are also conducted on the field; media members are not permitted in the clubhouse area. The Georgia Tech Communications & Public Relations staff will coordinate all postgame interview requests for the Yellow Jackets.

Interviews with visiting team members can be done on the field, subject to the policy of the visiting team's sports information representative.

PHOTOGRAPHERS

Media credentials are required for all photographers and television media. All credentials can be claimed at Will Call, located at the third base entrance of the stadium.

Photo wells are located at the far end of both dugouts, with space for both still and video cameras. Photographers are also permitted to shoot from the press level, but may not shoot from ground level between the two dugouts. Photographers are not permitted on the field at any time. Photographers may move from one photo well to the other by exiting the dugouts and walking along the concourse behind home plate.

PRESS BOX SERVICES

Updated cumulative statistics, game notes, scorecards and team rosters are available in the Press Box prior to each home game.

An official scorer is assigned to all home games, and the Georgia Tech Communications & Public Relations staff will keep the media informed of all scoring decisions, noteworthy facts and records.

THE WEB AND SOCIAL MEDIA

The official website of Georgia Tech athletics is updated daily with the latest on Yellow Jacket sports. It provides schedules, rosters, statistics and bios on every student-athlete and coach.

In addition, fans are encouraged to follow the team on Twitter (@GTBaseball) and Facebook. Georgia Tech will tweet live in-game updates during every game.



Georgia Tech Communications & Public Relations

Phone: (404) 894-5445
Fax: (404) 894-1248
Web: Ramblinwreck.com
Twitter: @GTAthletics
Facebook: facebook.com/gtathletics
Mailing: 150 Bobby Dodd Way, NW
Atlanta, Ga., 30332

Chris Yandle
Assistant AD/Communications
Sports: Football (1)
Cell: (404) 295-8703
Email: cyandle@athletics.gatech.edu

Mike Stamus
Associate Director
Sports: Men's Basketball, Men's Golf, Men's Tennis
Cell: (404) 218-9723
Email: mstamus@athletics.gatech.edu

TBA
Assistant Director
Sports: Baseball, Football (3)
Cell: TBA
Email: TBA

Brittany McCormick
Assistant Director
Sports: Women's Basketball, Football (2), Women's Tennis
Cell: (908) 839-7274
Email: bmccormick@athletics.gatech.edu

Lauren Rupert
Assistant Director
Sports: Volleyball, Softball
Cell: (724) 516-4577
Email: lrupert@athletics.gatech.edu

Jack Shield
Communications Intern
Sports: Swimming & Diving, Track & Field, Cross Country
Email: jshields@athletics.gatech.edu

Brad Malone
Director of Digital Media
Email: bmalone@athletics.gatech.edu

Aaron DeWall
Graphic Designer
Email: adewall@athletics.gatech.edu

QUICK FACTS & SCHEDULE

GENERAL INFORMATION

School . . . . . Georgia Institute of Technology
Location . . . . . Atlanta, Ga. 30332
Enrollment 21,000
Founded 1885
Nickname . . . . . Yellow Jackets, Rambling Wreck
Mascot . . . . . "Buzz" the Yellow Jacket
Official Colors . . . . . Old Gold and White
Conference . . . . . Atlantic Coast Conference (since 1980)
Website . . . . . www.RamblinWreck.com
Twitter . . . . . @GTBaseball
Instagram . . . . . @GT_Baseball

INSTITUTE INFORMATION

President . . . . . Dr. G.P. "Bud" Peterson
Faculty Representative . . . . . Reginald DesRoches
Director of Athletics . . . . . Mike Bobinski
Athletic Department Phone . . . . . (404) 894-5400
Ticket Office Phone . . . . . (888) TECH-TIX

BASEBALL STAFF

Head Coach . . . . . Danny Hall
Alma Mater, Year . . . . . Miami, Ohio '77
Overall Record . . . . . 1,131-569-1 (.665), 28 years
Record at School . . . . . 923-452-1 (.671), 22 years
Office Phone . . . . . (404) 894-5471
Assistant Coach/Recruiting . . . . . Bryan Prince (9th year)
Alma Mater . . . . . Georgia Tech '05
Assistant Coach . . . . . Jason Howell (4th year)
Alma Mater . . . . . North Carolina '02
Volunteer Coach . . . . . Mike Nickeas (2nd year)
Alma Mater . . . . . Georgia Tech '15
Director of Baseball Operations . . . . . Nick Scherer
Strength and Conditioning . . . . . Steve Tamborra
Athletic Trainer . . . . . Paul Wolkoff
Equipment Manager . . . . . David McDaniel
Managers . . . . . Tyler Gibson, John Simoneaux, Soma Yamaoka
. . . . . Steven Tinsley, Matt Perez, Jonathan Langley

COMMUNICATIONS/PUBLIC RELATIONS

Assistant Director (Interim Baseball Contact) . . . . . Chris Yandle
Email . . . . . cyandle@athletics.gatech.edu
Office . . . . . (404) 894-5445
Cell . . . . . (404) 702-7886
Twitter . . . . . @ChrisYandle
Mailing Address . . . . . 150 Bobby Dodd Way, N.W.
. . . . . Atlanta, Ga. 30332-0455

RADIO INFORMATION

Flagship . . . . . WREK 91.1 FM Atlanta
Play-by-Play . . . . . Wiley Ballard
Email . . . . . wiley.ballard@gmail.com

HISTORICAL INFORMATION

Record Since 1895 . . . . . 2,360-1,498-27 (.611)
At Russ Chandler Stadium (1985-present) . . . . 851-251-1 (.772)
ACC Regular Season (1980-present) . . . . . 486-337-2 (.590)
ACC Regular Season Championships 7
1987, 1993, 1997, 2000, 2004, 2005, 2011
ACC Tournament Appearances 36
ACC Tournament Record . . . . . 77-56 (.579)
ACC Tournament Championships 9
1985, 1986, 1987, 1988, 2000, 2003, 2005, 2012, 2014
NCAA Appearances 30
1959, 1971, 1985, 1986, 1987, 1988, 1989, 1990, 1991, 1992, 1993, 1994, 1995, 1996, 1997, 1998, 2000, 2001, 2002, 2003, 2004, 2005, 2006, 2008, 2009, 2010, 2011, 2012, 2013, 2014
NCAA Tournament Record . . . . . 69-61 (.531)
NCAA Super Regionals 5
2000, 2002, 2004, 2005, 2006
College World Series Appearances 3
1994 (2nd), 2002 (T-5th), 2006 (T-7th)
College World Series Record 4-5

STADIUM INFORMATION

Name . . . . . Russ Chandler Stadium
Year Opened 1985
Year Renovated 2001
Capacity 4,157
Dimensions 329-382-390-350-334
Fence Height . . . . . 10 feet
Press Box Number . . . . . (404) 894-3167
Address . . . . . Fowler Street & Fifth Street, Atlanta, Ga. 30332

2015 YEAR IN REVIEW

Overall Record 32-23
. . . . . Home: 21-8; Away: 9-13; Neutral: 2-2
ACC Record 13-17
. . . . . Home: 9-6; Away: 4-11
ACC Finish . . . . . 5th, Coastal
. . . . . ACC Tournament (0-1)
Postseason Play . . . . . None
Final Ranking . . . . . Not Ranked

2016 TEAM INFORMATION

Letterwinners Returning / Lost . . . . . 21 / 7
Position Starters/DH Returning / Lost . . . . . 7 / 3
Starting Pitchers Returning / Lost . . . . . 4 / 0
Newcomers 16

KEY RETURNING POSITION PLAYERS

OF Ryan Peurifoy (Jr.) . . . . . .324, 2 hr, 18 rbi
OF Keenan Innis (Jr.) . . . .310, 0 hr, 15 rbi, 5 sb
OF Kel Johnson (So.) . . . . . .298, 10 hr, 34 rbi
3B Matt Gonzalez (Sr.) . . . . . .285, 5 hr, 13 2b, 42 rbi, 10 sb
1b Brandon Gold (Jr.) . . . . . .273, 1 hr, 3 2b, 11 rbi
2B Wade Bailey (So.) . . . . . .255, 1 hr, 13 2b, 27 rbi
SS Connor Justus (Jr.) . . . .249, 1 hr, 24 rbi, 5 sb
C Arden Pabst (Jr.) . . . . . .235, 1 hr, 18 rbi

KEY RETURNING PITCHERS

RHP Brandon Gold (Jr.) . . . . . 7-3, 3.26, 85.2 ip, 71 k, 25 bb
LHP Jonathan King (r-Jr.) . . . . . 4-5, 3.82, 92.0 ip, 51 k, 25 bb
LHP Ben Parr (Jr.) . . . . . 5-4, 4.53, 59.2 ip
RHP Zac Ryan (Jr.) . . . . . .9-1, 7 sv, 3.59, 28 app, 40 k, 15 bb

KEY PLAYERS LOST

DH A.J. Murray . . . . . .279, 15 hr, 16 2b, 51 rbi
1B Thomas Smith . . . .262, 2 hr, 22 rbi, 10 sb
OF Daniel Spingola . . . . . .259, 2 hr, 8 2b, 6 sb

NEWCOMERS (15)

RHP Keyton Gibson . . . . . Buford, Ga./Buford
MIF Carter Hall . . . . . Alparetta, Ga./Wesleyan
RHP Bailey Combs . . . . . Smyrna, Ga./Whitefield Academy
RHP Jake Lee . . . . . Brooks, Ga./Whitewater
RHP Burton Dulaney . . . . . Rome, Ga./Darlington
IF Robert Winborne . . . . . Johns Creek, Ga./Lovett
RHP Jonathan Hughes . . . Flowery Branch, Ga./Flowery Branch
C Joey Bart . . . . . Buford, Ga./Buford
C Will Galloway . . . . . Marietta, Ga./Blessed Trinity
P/DH Tristin English . . . . . Williamson, Ga./Pike County
IF Jackson Webb . . . . . Roswell, Ga./Johnson Ferry Christian
RHP Bobby Gauvreau . . . . . Mareitta, Ga./Sprayberry
RHP Micah Carpenter . . . . . Jefferson, Ga./Jefferson
IF Brian Moore . . . . . Alpharetta, Ga./Cambridge
OF Brandt Stallings . . . . . Buford, Ga./Kings Ridge Christian

2016 SCHEDULE

Date		Opponent	TV	Eastern Time
Feb. 19		**Purdue**		**4 p.m.**
Feb. 20		**Western Michigan**		**2 p.m.**
Feb. 21		**VCU**		**1 p.m.**
Feb. 24	at	Georgia Southern		6 p.m.
Feb. 26		**UMBC**		**4 p.m.**
Feb. 27		**UMBC**		**2 p.m.**
Feb. 28		**UMBC**		**1 p.m.**
Mar. 1		**Georgia State**		**4 p.m.**
Mar. 4		**Western Carolina**		**4 p.m.**
Mar. 5		**Western Carolina**		**2 p.m.**
Mar. 6		**Western Carolina**		**1 p.m.**
Mar. 8	at	Auburn	SEC Network	5:30 p.m.
Mar. 11	at	Florida State *	ESPN3	6 p.m.
Mar. 12	at	Florida State *	ESPN3	6 p.m.
Mar. 13	at	Florida State *	ESPN3	1 p.m.
Mar. 15		**Auburn**	**ESPN3**	**6 p.m.**
Mar. 18		**Virginia Tech ***		**7 p.m.**
Mar. 19		**Virginia Tech ***		**4 p.m.**
Mar. 20		**Virginia Tech ***		**1 p.m.**
Mar. 22	at	Kennesaw State	ESPN3	6 p.m.
Mar. 24	at	North Carolina *		7 p.m.
Mar. 25	at	North Carolina *	ESPN3	7 p.m.
Mar. 26	at	North Carolina *	ESPN3	2 p.m.
Mar. 30		**Georgia Southern**		**6 p.m.**
Apr. 1		**Duke ***		**7 p.m.**
Apr. 2		**Duke ***		**4 p.m.**
Apr. 3		**Duke ***		**1 p.m.**
Apr. 5	at	Mercer		6 p.m.
Apr. 6		**Kennesaw State**		**6 p.m.**
Apr. 8	at	Pitt *	ESPN3	6 p.m.
Apr. 9	at	Pitt *	ESPN3	12 p.m.
Apr. 10	at	Pitt *		1 p.m.
Apr. 12		**Georgia**	**ESPN3**	**6 p.m.**
Apr. 15		**NC State ***	**ESPN3**	**7 p.m.**
Apr. 16		**NC State ***	**ESPN3**	**4 p.m.**
Apr. 17		**NC State ***	**ESPN3**	**1 p.m.**
Apr. 19		**Mercer**		**6 p.m.**
Apr. 20	at	Georgia State		6 p.m.
Apr. 22	at	Clemson *		6:30 p.m.
Apr. 23	at	Clemson *		6:30 p.m.
Apr. 24	at	Clemson *		1 p.m.
Apr. 26	at	Georgia	SEC-N+	7 p.m.
Apr. 29		**Coastal Carolina**	**ESPN3**	**7 p.m.**
Apr. 30		**Coastal Carolina**	**ESPN3**	**4 p.m.**
May 1		**Coastal Carolina**	**ESPN3**	**1 p.m.**
May 7		**Miami ***	**ESPN3**	**7 p.m.**
May 8		**Miami ***		**4 p.m.**
May 9		**Miami ***	**ESPNU**	**7 p.m.**
May 10		**Savannah State**		**4 p.m.**
May 13	at	Virginia *		6 p.m.
May 14	at	Virginia *		4 p.m.
May 15	at	Virginia *		1 p.m.
May 17	vs.	Georgia (Turner Field)	FS-South	7 p.m.
May 19		**Boston College ***	**ESPN3**	**7 p.m.**
May 20		**Boston College ***	**ESPN3**	**7 p.m.**
May 21		**Boston College ***	**ESPN3**	**1 p.m.**

POSTSEASON

May 24-29	ACC Championship (Durham, N.C.)
June 3-6	NCAA Regional (Campus Sites)
June 10-13	NCAA Super Regional (Campus Sites)
June 18-29	College World Series (Omaha, Neb.)

Key
* - ACC game
Times subject to change

RETURNING LETTERWINNERS

3 WADE BAILEY

MIF • So. • 5-9 • 178 • R/R
Villa Rica, Ga. (Villa Rica HS)

CAREER HIGHS

Hits: 4, vs. Indiana State (Feb. 28, 2015)
Runs: 3, twice, last at Georgia (Mar. 31, 2015)
RBI: 3, three times, last vs. Pitt (May 8, 2015)
Home Runs: 1, at Virginia Tech (Apr. 5, 2015)
Doubles: 2, three times, last at Mercer (May 6, 2015)
Triples: --
Stolen Bases: 2, vs. Indiana State (Mar. 1, 2015)

FRESHMAN YEAR // 2015
Started 53 of Tech's 55 games with 52 starts coming at second base... Combined with shortstop Connor Justus to make one of the ACC's top double-play tandems... Jackets were second in the league in double plays and among the top-25 double-play teams nationally with 56... Hit .255 for the season with the team's second-most doubles (13), third-most runs (32), third-most hits (51) and fourth-most RBI (27)... Was among the toughest players nationally to strikeout with just one strikeout in every 12.5 at-bats, which was third in the ACC and 58th nationally... Had a career-best 11-game hitting streak from late March to early April... Debuted as Tech's starting second baseman in all three games of the Atlanta Challenge on Opening Weekend... Recorded his first career hit, an infield single, in his first plate appearance and finished 2-for-6 with two runs scored and one driven in an Opening Day win over St. John's... Was 3-for-3 with three RBI in a win at Georgia Southern on 2/17 including his first career extra-base hit -- a two-run double... Went a career-best 4-for-5 with an RBI double and three runs in the 15-2 win over Indiana State on 2/28... Laid down a 12th-inning sacrifice bunt that induced a game-ending error to give Georgia Tech a walk-off 7-6 victory over Ohio on 3/3... Matched a career-high three RBI in a 2-for-5 effort with two doubles and a walk against Georgia Southern on 3/10... Drove in the go-ahead run with a fielder's choice in the sixth inning and added an RBI double in the eighth as Tech beat Auburn 4-1 on 3/24 -- his first career game-winning RBI... Missed his only two games of the season at Louisville (ankle)... Returned to the lineup in the midweek at No. 21 Georgia and had two hits and a career-best three runs in the 13-6 win... Went 5-for-11 with two RBI and two runs scored and launched his first career home run in the series win at Virginia Tech... Doubled twice, scored and drove in a run in Tech's dramatic 9-7 comeback win at Mercer on 5/6... Knocked in five runs in Tech's series win over Pittsburgh, which included a career-high-tying three RBI in the series opener.

BEFORE TECH
A four-year letterwinner at Villa Rica High School under head coach Jay Sneddon... Earned All-State recognition and Team MVP honors in each of his four seasons... Holds the school record for career stolen bases with 104 while hitting .420 and mashing 15 home runs over the course of his career... Lists winning the Connie Mack World Series with the East Cobb Yankees as his favorite baseball memory... Chose Georgia Tech for its baseball program, academics and his familiarity with current Tech players through summer baseball.

PERSONAL
Full name is Matthew Wade Bailey... Born Feb. 13, 1996 in Villa Rica, Ga.... Son of Tony and Kathy Bailey... Majoring in business administration.

CAREER STATISTICS // ALL GAMES

Year	Avg	GP	GS	AB	R	H	2B	3B	HR	RBI	TB	SLG%	BB	HBP	SO	GDP	OB%	SF	SH	SB	ATT	PO	A	E	FLD%
2015	.255	53	53	200	32	51	13	0	1	27	67	.335	15	3	16	4	.312	3	3	5	7	124	138	10	.963
TOTAL	**.255**	**53**	**53**	**200**	**32**	**51**	**13**	**0**	**1**	**27**	**67**	**.335**	**15**	**3**	**16**	**4**	**.312**	**3**	**3**	**5**	**7**	**124**	**138**	**10**	**.963**

CAREER STATISTICS // CONFERENCE GAMES

Year	Avg	GP	GS	AB	R	H	2B	3B	HR	RBI	TB	SLG%	BB	HBP	SO	GDP	OB%	SF	SH	SB	ATT	PO	A	E	FLD%
2015	.229	29	29	105	14	24	5	0	1	11	32	.305	8	2	10	3	.291	2	1	2	3	58	74	7	.950
TOTAL	**.229**	**29**	**29**	**105**	**14**	**24**	**5**	**0**	**1**	**11**	**32**	**.305**	**8**	**2**	**10**	**3**	**.291**	**2**	**1**	**2**	**3**	**58**	**74**	**7**	**.950**

RETURNING LETTERWINNERS

22 TREVOR CRAPORT

UTL • So. • 5-11 • 201 • R/R
Norcross, Ga. (Norcross HS)

CAREER HIGHS

Innings: 2.2, at Louisville (Mar. 28, 2015)
Strikeouts: 1, 3 times, last vs. Pitt (5/10/15)
Walks: 2, at Louisville (Mar. 28, 2015)
Batters Faced: 13, at Louisville (Mar. 28, 2015)

HONORS & AWARDS
• 2015 ACC Academic Honor Roll

FRESHMAN YEAR // 2015
Made seven appearances on the season and finished with a 4.76 ERA in 11.1 innings... Of his seven appearances, six came versus ACC foes and one versus Georgia... Four of his six earned runs allowed on the season came at No. 8 Miami... Made his collegiate debut with a pair of scoreless, one-hit innings against No. 18 North Carolina on 3/21... Worked a career-long 2.2 innings while only giving up one unearned run and recording his first career strikeout against No. 7 Louisville on 3/28... Tossed a combined 4.0 innings of relief against Pittsburgh in Tech's series victory... Twirled 2.0 perfect frames with a strikeout in Tech's 9-1 win over the Panthers on 5/8... Worked 2.0 more innings in the Pitt series finale allowing one run on four hits.

BEFORE TECH
A four-year letterwinner at Norcross High School under head coach Jonathan Wyman... Earned 6A All-State honors in his senior season... Named to the All-Region team in both 2013 and 2014... Selected as a Braves' 400 Club All-Star and a Gwinnett County All-Star in 2014... Awarded Norcross High School's Offensive MVP in his senior season after hitting .395 with 23 RBI and just five strikeouts.

PERSONAL
Full name is Trevor Richmond Craport... Born Aug. 12, 1996 in Norcross, Ga.... Son of Wil and Sherrie Craport... Has a younger brother Cameron... Member of the National Honor Society... Awarded the MYP High Five Award for best service project in high school... Wants to attend veterinarian school after college... Lists winning two national tournaments in Panama City with the Norcross travel team as his favorite baseball memories... Chose Georgia Tech for its academics, baseball and in-state tuition... Majoring in biology.

CAREER STATISTICS // ALL GAMES

Year	ERA	W	L	App	GS	CG	SHO	CBO	SV	IP	H	R	ER	BB	SO	2B	3B	HR	BF	B/Avg	WP	HBP	BK	SFA	SHA
2015	4.76	0	0	7	0	0	0	0	0	11.1	13	7	6	3	3	3	0	1	50	.283	0	1	0	0	0
TOTAL	**4.76**	**0**	**0**	**7**	**0**	**0**	**0**	**0**	**0**	**11.1**	**13**	**7**	**6**	**3**	**3**	**3**	**0**	**1**	**50**	**.283**	**0**	**1**	**0**	**0**	**0**

CAREER STATISTICS // CONFERENCE GAMES

Year	ERA	W	L	App	GS	CG	SHO	CBO	SV	IP	H	R	ER	BB	SO	2B	3B	HR	BF	B/Avg	WP	HBP	BK	SFA	SHA
2015	5.06	0	0	6	0	0	0	0	0	10.2	13	7	6	3	3	3	0	1	48	.295	0	1	0	0	0
TOTAL	**5.06**	**0**	**0**	**6**	**0**	**0**	**0**	**0**	**0**	**10.2**	**13**	**7**	**6**	**3**	**3**	**3**	**0**	**1**	**48**	**.295**	**0**	**1**	**0**	**0**	**0**

RETURNING LETTERWINNERS

28 JARED DATOC

RHP • So. • 5-7 • 210 • R/R
Atlanta, Ga. (Pace Academy)

CAREER HIGHS

Innings: 1.2, vs. Fordham (Feb. 14, 2015)
Strikeouts: 2, twice, last at Louisville (Mar. 28, 2015)
Walks: 4, vs. North Carolina (Mar. 21, 2015)
Batters Faced: 9, vs. Fordham (Feb. 14, 2015)

FRESHMAN YEAR // 2015
Made 10 appearances and posted a 6.52 ERA in his 9.2 innings on the mound... Allowed just four runs (three earned) over his final seven appearances of the season... Made his collegiate debut versus Fordham on 2/14, pitching a career-long 1.2 innings... Worked a scoreless inning of relief and recorded his first career strikeout against Coastal Carolina on 2/21... Added 0.2 innings of scoreless relief in Tech's 6-3 victory over Georgia State on 4/1... Finished off the 11-4 victory over No. 15 Virginia on 4/13 with a scoreless ninth inning, allowing two hits before inducing a timely double play... Turned in a scoreless inning of relief against No. 8 Miami in Tech's regular-season finale... Struck out a career-high two batters on two occasions -- versus No. 25 Notre Dame and at No. 7 Louisville.

BEFORE TECH
A four-year letterwinner at Pace Academy under head coach Matt Hall... A two-time All-Region and All-Area selection as a pitcher and infielder... Served as a captain in his senior season... Won the 2012 AAU Underclass National Championship with the 16U East Cobb Titans... A member of the National Honor Society.

PERSONAL
Full name is Jared Patrick Datoc... Born June 20, 1995 in Atlanta, Ga.... Son of Patrick and Antoinette Datoc... Has an older brother, Christian, who played baseball at Furman University... Father, Patrick, was a golfer at Yale and mother, Antoinette, was a diver at Yale... Enjoys fishing, art and music... Lists graduating high school with high honors and volunteering at the Atlanta Food Bank as his favorite non-athletic memories... Chose Georgia Tech for its baseball program, academics and its proximity to home... Majoring in business administration.

CAREER STATISTICS // ALL GAMES

Year	ERA	W	L	App	GS	CG	SHO	CBO	SV	IP	H	R	ER	BB	SO	2B	3B	HR	BF	B/Avg	WP	HBP	BK	SFA	SHA
2015	6.52	0	0	10	0	0	0	0	0	9.2	13	8	7	7	7	3	0	1	47	.333	1	1	0	0	0
TOTAL	**6.52**	**0**	**0**	**10**	**0**	**0**	**0**	**0**	**0**	**9.2**	**13**	**8**	**7**	**7**	**7**	**3**	**0**	**1**	**47**	**.333**	**1**	**1**	**0**	**0**	**0**

CAREER STATISTICS // CONFERENCE GAMES

Year	ERA	W	L	App	GS	CG	SHO	CBO	SV	IP	H	R	ER	BB	SO	2B	3B	HR	BF	B/Avg	WP	HBP	BK	SFA	SHA
2015	6.00	0	0	6	0	0	0	0	0	6.0	8	5	4	5	5	1	0	1	28	.348	1	0	0	0	0
TOTAL	**6.00**	**0**	**0**	**6**	**0**	**0**	**0**	**0**	**0**	**6.0**	**8**	**5**	**4**	**5**	**5**	**1**	**0**	**1**	**28**	**.348**	**1**	**0**	**0**	**0**	**0**

RETURNING LETTERWINNERS

10 BRANDON GOLD

IF/RHP • Jr. • 6-3 • 203 • R/R
Alpharetta, Ga. (Johns Creek HS)

CAREER HIGHS

Hits: 3, twice, last vs. Ohio (Mar. 3, 2015)
Runs: 3, at Maryland (Apr. 20, 2014)
RBI: 3, vs. St. John's (Feb. 15, 2015)
Home Runs: 1, vs. St. John's (Feb. 13, 2015)
Doubles: 2, twice, last vs. Miami (Mar. 15, 2014)
Triples: 1, twice, last vs. Presbyterian (May 2, 2015)
Innings: 9.0, vs. Clemson (Apr. 26, 2015)
Strikeouts: 9, at Duke (Mar. 15, 015)

HONORS & AWARDS
• 2015 Third Team All-ACC

SOPHOMORE YEAR // 2015
Third Team All-ACC selection as a starting pitcher... A two-way standout for the Jackets' that pitched to a team-best 3.26 ERA and went 7-3 in 12 starts on the mound, while hitting .273 with three doubles, two triples, a homer and 11 RBI... He made 17 starts at third base, four as the designated hitter and two at first base... Five of his seven pitching wins came versus ACC foes... Made his collegiate debut on the mound with a two-inning relief stint in a win over Fordham on 2/14... Turned in a strong relief performance against Albany on 2/22 which included a then career high 5.1 innings and four strikeouts while allowing just two runs... Pitched brilliantly in his first career start versus Indiana State, taking a no-hitter into the seventh inning... Allowed just two base-runners in the game versus ISU and earned the win as the Jackets won 7-1 to complete the sweep... Was masterful again on Sunday versus Notre Dame in the rubber-game of the series, pitching an eight-inning shutout with five hits (all singles), a career-high seven strikeouts and no walks... Extended his streak without a run allowed to 22.0 innings with a dominant start at Duke on 3/15, working 7.0 innings with two hits allowed (both singles) and a career-high nine strikeouts as Tech won the rubber-game 4-0... Extended his scoreless streak to 23 innings before allowing a run in the second inning of a start versus No. 18 North Carolina on 3/21... Would be on the hook for five runs (four coming on a fourth-inning grand slam) but did not factor in the decision as Tech scored the game's final six runs and won 6-5 thanks to Thomas Smith's walk-off single in the ninth... Picked up his fourth win at Virginia Tech on 4/5 as Tech spotted him an early lead and the bullpen held off a late rally by the Hokies... Gave the Jackets a gem in a key rubber-game versus No. 15 Virginia on 4/12, tossing seven three-hit innings, allowing just one run with two walks and seven strikeouts... Pitched a career-long nine innings in the rubber-game versus Clemson on 4/26, allowing eight hits and three runs with one walk and seven strikeouts, but was not involved in the decision as Tech won a walk-off single from Ryan Peurifoy in the 10th... Tossed another impressive game versus Presbyterian on 5/3, scattering three hits and two runs over seven innings to improve to 6-2 as Tech earned the series sweep... Tech won another series with Gold on the mound in a rubber-game versus Pitt on 5/10, tossing six innings and allowing two unearned runs with five hits... Offensively, opened 2015 in grand style against St. John's going 2-for-3 with a three-run home run in the first inning -- his first career blast... Notched second career three-hit game and scored the game-winning run from first on a sacrifice bunt and a throwing error in Tech's 12-inning 7-6 victory over Ohio... Drew a walk in a ninth-inning, pinch-hit appearance and scored the tying run with two outs in the 7-6 extra-inning win against Kennesaw State on 3/17... Drilled a key two-run triple off the top of the center-field wall as a part of Tech's eight-run rally to defeat Presbyterian 11-9 on 5/2.

FRESHMAN YEAR // 2014
Stepped right into the starting lineup as a rookie and played in 54 games, with all 50 of his starts at third base... Was rock solid defensively at the hot corner, committing just five errors for an impressive fielding percentage of .963... Contributed to Tech's school record for team fielding percentage (.974) and an NCAA-leading 77 double plays... Hit .246 on the season with 12 doubles and 16 RBI... Started at third and delivered an RBI ground out in his first career at bat on opening day... Had a big night at Georgia Southern on 2/19, going 3-for-4 with two doubles, an RBI, a run and triggering a double play... Was 3-for-11 with a double, an RBI and two runs in the UNCG series -- scored the winning run in Friday's win and drove in the winning run with a sac fly in Saturday's win... Had two hits and drove in a run versus Kennesaw State on 2/25 that extended his hitting streak to five games... After missing two games with a left wrist injury, returned to the lineup versus Miami on 3/15, going 2-for-4 with two RBI, two runs and matching his career-high of two doubles... Was 2-for-4 at Kennesaw State on 3/18 and scored a run in Tech's 8-7 win... His RBI double at Georgia State on 3/19 put the Jackets up for good in the sixth inning... Had a hit in each game of the Duke series and scored in each game... Was 2-for-3 with a walk in Tech's 5-1 win on 4/5 vs. Duke and scored the eventual winning run.... His single on 4/6 broke up Duke's perfect game bid and he eventually scored that inning as the game's only run in Tech's 1-0 victory that swept the series... Was 2-for-4 and matched his career high of two runs in the win over Georgia Southern on 4/8... Had three hits, two doubles, three RBI and scored twice in the series win over No. 1 Florida State... Was on base three times and scored a career-high three runs in Tech's 13-6 win in 12 innings at Maryland on 4/20... Singled to lead off the sixth inning and eventually scored Tech's only run in a 1-0 win at NC State on 4/25 thanks to Matt Gonzalez's RBI single... Doubled and drew a walk in the 2-0 win over Georgia at Turner Field on 5/13... Had four hits (two doubles) in the ACC tournament, including the go-ahead two-RBI single in the eighth inning versus No. 16 Miami that broke a 3-3 tie en route to Tech's 6-3 victory... Had a hit in all three games of the NCAA Oxford Regional.

BEFORE TECH
A four-year baseball letterwinner at Johns Creek High School under head coach Billy Nicholson... Served as team captain in his senior season... Helped team to back-to-back region championships in 2012 and 2013... Named a Louisville Slugger first-team All-American... Was named Region 4-AAAA Player of the Year... Was recognized as a Braves 400 All-Star.

PERSONAL
Full name is Brandon David Gold... Born Sept. 16, 1994 in Atlanta, Ga... Son of Barry and Kathy Gold... Has an older brother Andrew... Lists winning the 2013 Connie Mack World Series and being named Tournament MVP as his most memorable athletic accomplishment... Chose Georgia Tech for its proximity to home, its academic and baseball opportunity, and because it was his dream to go to Tech... Majoring in business administration.

CAREER BATTING STATISTICS // ALL GAMES

Year	Avg	GP	GS	AB	R	H	2B	3B	HR	RBI	TB	SLG%	BB	HBP	SO	GDP	OB%	SF	SH	SB	ATT	PO	A	E	FLD%
2014	.246	54	50	183	27	45	12	0	0	16	57	.311	19	1	44	6	.316	3	3	0	0	43	88	5	.963
2015	.273	26	23	77	12	21	3	2	1	11	31	.403	12	0	20	1	.371	0	0	0	0	26	36	6	.912
TOTAL	**.254**	**80**	**73**	**260**	**39**	**66**	**15**	**2**	**1**	**27**	**88**	**.338**	**31**	**1**	**64**	**7**	**.332**	**3**	**3**	**0**	**0**	**69**	**124**	**11**	**.946**

CAREER PITCHING STATISTICS // ALL GAMES

Year	ERA	W	L	App	GS	CG	SHO	CBO	SV	IP	H	R	ER	BB	SO	2B	3B	HR	BF	B/Avg	WP	HBP	BK	SFA	SHA
2014	Did not pitch																								
2015	3.26	7	3	14	12	0	0	1	0	85.2	71	35	31	25	71	12	4	3	349	.229	6	4	0	2	8
TOTAL	**3.26**	**7**	**3**	**14**	**12**	**0**	**0**	**1**	**0**	**85.2**	**71**	**35**	**31**	**25**	**71**	**12**	**4**	**3**	**349**	**.229**	**6**	**4**	**0**	**2**	**8**

RETURNING LETTERWINNERS

14 MATT GONZALEZ

3B/OF • Sr. • 5-11 • 193 • R/R
Acworth, Ga. (Harrison HS)

CAREER HIGHS

Hits: 4, twice, last vs. Maryland (May 25, 2014)
Runs: 4, at Virginia Tech (Mar. 9, 2013)
RBI: 4, twice, last at Georgia (Mar. 31, 2015)
HR: 1, nine times, last vs. Presbyterian (May 5, 2015)
Doubles: 2, four times, last vs. Albany (Feb. 22, 2015)
Triples: 1, three times, last vs. Ga. Southern (April 8, 2014)
Stolen Bases: 3, vs. South Florida (May 17, 2014)
Walks: 3, vs. NC State (Apr. 19, 2013)

HONORS & AWARDS
- 2015 Second Team All-ACC selection
- 2014 Second Team All-ACC selection
- 2013 TD Ameritrade College Home Run Derby, Finalist
- 2013 Freshman All-America by Louisville Slugger

MLB DRAFT
- Drafted in the 11th Round (349th pick) by Oakland in 2012 but chose to enroll at Tech

JUNIOR YEAR // 2015
Second Team All-ACC selection... Made 55 starts, splitting time between third base (34 starts) and the outfield (21)... Has made 121 consecutive starts dating to 2013 NCAA Nashville Regional... Hit .285 for the season (.300 in ACC play) with 13 doubles, a career-high five home runs, a career-high 42 RBI and 10 stolen bases... Led the club in hits (63), was second in RBI and tied for the team lead in stolen bases... Also led the team with six sacrifice flies... His 13-game hitting streak late in the season was the longest by a Jacket in 2015... Led the team with 20 multi-hit games... Busted out of an early-season slump with a combined 5-for-14 effort in three games at the Baseball at the Beach... Erupted in the Notre Dame series by going 6-for-11 with three doubles, a home run, four runs and three RBI… Shined on Saturday versus the Irish with three hits and three runs and his first homer... Homered for the second time in three games and doubled for the fourth consecutive game in a 2-for-3 showing against Georgia Southern on 3/10... Singled and drove in one of Tech's two 11th-inning runs in a win at Kennesaw State on 3/17... Put together a pair of multi-hit performances including a double and an RBI in a doubleheader split versus North Carolina on 3/21... Recorded his third-straight two-hit game with a 2-for-4 effort in the 4-1 win over Auburn on 3/24... Also threw a runner out at the plate from left against Auburn to keep the game tied at 1-1... Matched his career-high with four RBI, highlighted by a three-run blast, in a 13-6 win at No. 21 Georgia... Continued his red-hot hitting against Virginia Tech going 5-for-14 with six RBI in the series win, which included his 100th career RBI... Played a key role in the 4-3 win over No. 15 Virginia to clinch the series with a single and a run in the fourth and a two-out RBI single in the fifth for a 4-0 lead… Made his 100th consecutive start on Friday against the Cavaliers... Hit safely in each game of the Clemson series, including a home run in the rubber-game win... Pushed his hitting streak to nine games going 5-for-11 in the sweep of Presbyterian... Knocked in three runs in a comeback win at Mercer on 5/6... Recorded his 200th career hit on an RBI single in the third at Mercer and plated two runs on a ninth-inning single as part of Tech's five-run frame... Stretched his hitting streak to 13 games, going 5-for-14 in Tech's series win over Pittsburgh... Scored three times, stole two bases and drove in two runs in the Pitt series... Had three hits in the series at No. 8 Miami.

SOPHOMORE YEAR // 2014
Second Team All-ACC selection... Finished the season as the only Yellow Jacket to start all 64 games... Hit a career-best .314 and led the team in doubles (21), RBI (37)... His 21 doubles led the ACC and were sixth-most nationally... His .314 batting average was 16th in the ACC... Led the team with eight game-winning RBI... Finished fourth nationally with nine outfield assists... Began the year on a tear as his eight-game hitting streak in early March bumped his season batting average to as high as .481... Had a big weekend against No. 22 Miami as the Yellow Jackets won the series... Hit his first home run of the season against Miami on 3/14... Drove in the eventual game-winning run as the Jackets rallied to beat the Canes, 13-7, on 3/15... Both of his sac flies scored Tech's first two runs in the 3-2 win over Miami in the finale... Had two hits, a double, an RBI and scored twice in Tech's 8-7 win at Kennesaw State on 3/18, including scoring on a balk as the eventually winning run in the ninth... Was 3-for-6 in the series-finale win at No. 13 North Carolina with an RBI... Scored twice in the Game 2 win at UNC -- a 6-5 victory in 13 innings... Set a career-high with a four-hit effort against Georgia Southern on 4/8 with a double, triple, three RBI and two runs... Had two more doubles against Savannah State the next day... Ripped an RBI double that gave Tech a 1-0 lead in the first inning en route to a 4-1 win over Georgia on 4/15 at Russ Chandler Stadium.... Had at least one hit in each game of the Maryland series and his eighth outfield assist of the year was a key play in Tech's Sunday win as he cut down a runner at the plate in the seventh to keep the game tied at 6-6 -- the Jackets went on to win 13-6 in 12 innings... Went 3-for-4 off NC State's Carlos Rodon on 4/25 and his RBI single in the sixth inning was the game's only run in Tech's 1-0 win... Finished the Virginia Tech series with five hits and three RBI, including a walk-off RBI single in the 11th inning as the Jackets won the series-opener 7-6... Had a big night in the 2-0 win over Georgia at Turner Field on 5/13 by throwing out a runner at the plate for the final out of the sixth to keep the game tied at 0-0, then later reaching on an infield single, stealing second and eventually scoring in the eighth for a 2-0 lead... Swiped a career-high three bases in the Jackets' 12-5 win over USF on 5/17... Hit .375 at the ACC tournament (9-for-24) with impressive performances in the wins over No. 16 Miami (3-for-5, double) and the title game win over Maryland (4-for-5, two doubles, RBI, three runs)... Had hits in each game of the NCAA Oxford Regional, including a go-ahead, two-RBI double in the ninth inning of the 4-2 win over Jacksonville State.

FRESHMAN YEAR // 2013
Named a Freshman All-America by Louisville Slugger... Competed in the 2013 TD Ameritrade College Home Run Derby in Omaha and fell in the finals to Rice's Michael Aquino... Played in 61 games and made 58 starts... Finished the season hitting .291 with nine doubles, two triples, three homers and 37 RBI... His 10 stolen bases were second on the club... Put together a 17-game hitting streak early in the season that began versus St. John's on Feb. 23 and ended at Florida State on March 24... Was 1-for-3 in his college debut on Opening Day with a double and an RBI in the win over Akron... Went 3-for-3 in the 10-3 win over Akron on Feb. 16 and swiped a pair of bases... Had three more hits, his first career homer, two runs and four RBI in the 16-5 win over Georgia State on Feb. 19... Had another big series versus St. John's, with four hits, five RBI, a double, two steals and two runs... Drove in four runs during the two-game sweep at Georgia Southern in late February... Went 5-for-13 in the Virginia Tech series and scored a career-high four runs in the Saturday win (March 9) and drove in three runs in the series... Was 6-for-13 in the series sweep of Boston College and matched season-highs of three hits, three runs, two steals and a home run in the middle game of the series... Went 3-for-4 with two runs in the 5-4 win over The Citadel on March 26... He singled to lead off the ninth versus the The Citadel and a batter later Daniel Spingola hit a walk-off two-run home run... Had four hits in the Wake Forest series with a double, triple and an RBI... Was 3-for-4 in the series-opener at Duke to match a season-high for hits... Had three hits, a double and scored in the series win over No. 1 North Carolina... Came off the bench for injured Sam Dove in an elimination game of the NCAA Nashville Regional versus Illinois (June 2) and doubled home the go-ahead run in the ninth inning as Tech rallied from a run down for a 6-3 win... Played error-free in seven chances at third for the remainder of the NCAA Regional and had an RBI single in Tech's 5-0 win over No. 2 Vanderbilt (June 2)... Played error-free in 33 of the final 38 games of the season.

BEFORE TECH
A four-year baseball letterwinner at Harrison High School under head coach Mark Elkins... Was a highly-recruited shortstop during his four-year career, but also pitched some as a closer... Won the AAAAA State Championship in 2010 as a sophomore... Competed in the Georgia Dugout Club All-Star Game... Was named Region Player of the Year in 2011 and 2012 as well as All-Cobb County (2010-2012) and Georgia Dugout AAAAA Player of the Year in 2010.

PERSONAL
Full name is Matthew Alexander Gonzalez ... Born Nov. 30, 1993 in Ft. Lauderdale, Fla.... Son of Alex and Kelly Gonzalez... Father Alex played baseball at West Florida... Named Physical Education Student of the Year in 2011 .. Lists graduating high school as his most memorable non-athletic accomplishment... Chose Georgia Tech for the baseball coaching staff, top notch academics and its proximity to home... Majoring in business administration.



CAREER STATISTICS // ALL GAMES

Year	Avg	GP	GS	AB	R	H	2B	3B	HR	RBI	TB	SLG%	BB	HBP	SO	GDP	OB%	SF	SH	SB	ATT	PO	A	E	FLD%
2013	.291	61	58	227	37	66	9	2	3	37	88	.388	11	1	47	6	.324	2	1	10	14	91	120	13	.942
2014	.314	64	64	255	34	80	21	1	1	37	106	.416	20	2	55	5	.358	8	6	9	17	113	15	8	.941
2015	.285	55	55	221	29	63	13	0	5	42	91	.412	13	0	52	7	.317	6	2	10	14	52	83	10	.931
TOTAL	**.297**	**180**	**177**	**703**	**100**	**209**	**43**	**3**	**9**	**116**	**285**	**.405**	**44**	**3**	**154**	**18**	**.334**	**16**	**9**	**29**	**45**	**256**	**218**	**31**	**.939**

CAREER STATISTICS // CONFERENCE GAMES

Year	Avg	GP	GS	AB	R	H	2B	3B	HR	RBI	TB	SLG%	BB	HBP	SO	GDP	OB%	SF	SH	SB	ATT	PO	A	E	FLD%
2013	.268	29	29	112	18	30	3	1	2	10	41	.366	7	1	23	3	.317	0	1	3	5	49	66	7	.943
2014	.268	30	30	123	12	33	4	0	1	15	40	.325	9	2	29	3	.321	3	3	2	8	62	6	3	.958
2015	.300	30	30	120	13	36	8	0	2	21	50	.417	6	0	26	5	.333	0	2	4	8	28	53	6	.931
TOTAL	**.279**	**89**	**89**	**355**	**43**	**99**	**15**	**1**	**5**	**46**	**131**	**.369**	**22**	**3**	**78**	**11**	**.324**	**3**	**6**	**9**	**21**	**139**	**125**	**16**	**.943**

RETURNING LETTERWINNERS

26 MATTHEW GORST

RHP • Jr. • 6-1 • 201 • R/R
Alpharetta, Ga. (Johns Creek HS)

CAREER HIGHS

Innings: 4.0, vs. Virginia (Apr. 11, 2015)
Strikeouts: 6, at Virginia Tech (Apr. 5, 2015)
Walks: 4, twice, last vs. Miami (Mar. 15, 2014)
Batters Faced: 19, vs. Virginia (Apr. 11, 2015)

HONORS & AWARDS
• 2015 ACC Academic Honor Roll

SOPHOMORE YEAR // 2015
Made a career-high 26 relief appearances, which ranked second-most on the team... Posted a 3-2 record with one save and a 4.81 ERA... Was strong in ACC play, going 3-1 with a save and a 3.20 ERA... Was sharp in an early-season win over Indiana State, pitching 2.2 one-hit innings and preserving the shutout in Tech's 1-0 win... Matched a career-high four strikeouts and picked up his first win of the year in 2.1 shutout innings of relief against Duke on 3/13... Set down all three hitters he faced including one via strikeout after entering with a runner on second and none out in the seventh inning of the 13-6 win over No. 21 Georgia... Worked 5.0 scoreless innings in two relief appearances at Virginia Tech, including 1.2 hitless innings for the win in the 11-5 victory on 4/3... Came back in the series finale at VT and matched a career-long 3.1 innings of relief and struck out a career-best six en route to his first career save as Tech clinched the series... Picked up his first career win over a Top 25 opponent with a career-high 4.0 innings of relief against No. 15 Virginia... Set down six straight hitters in two scoreless innings after issuing a leadoff walk against Boston College on 4/17... Tossed a scoreless frame in his first career postseason appearance against No. 24 Virginia in the ACC Tournament on 5/19.

FRESHMAN YEAR // 2014
Made 15 relief appearances for the Yellow Jackets as a rookie... Logged 21.1 innings and was 1-0... Made his collegiate debut in Tech's 7-3 win over UNCG on 2/21... Pitched 0.2 innings scoreless with a strikeout versus Wake Forest on 3/7... Worked a career-long 3.0 scoreless innings of relief during the Yellow Jackets' comeback win over No. 22 Miami, 13-7, on 3/14... Set a career-high with four strikeouts by pitching two scoreless innings of relief at Georgia State on 3/18 to finish off Tech's 9-4 win... Established a new career-high of 3.1 innings of relief at No. 13 North Carolina on 3/22, allowing three hits and one run with three strikeouts in a 6-5 win in 13 innings... Tossed an inning of scoreless relief during Tech's 7-3 win over Georgia State on 4/2... Pitched two scoreless innings versus Duke on 4/4 and recorded his first career win... Tossed two innings of relief, allowing one run, in Tech's 13-6 extra-inning win at Maryland on 4/20... Made a pair of relief appearances in the USF series, including a perfect inning (six pitches) versus the Bulls on 5/15.

BEFORE TECH
A four-year letterwinner at Johns Creek High School under head coach Billy Nicholson ... Was recognized as a Louisville Slugger All-American and Perfect Game Honorable Mention All-America in 2013 ... Was named to the Region 6-AAAAAA first team as both a pitcher and designated hitter in 2013 ... Was named Region Pitcher of the Year and a first-team All-Region shortstop in 2012 ... Graduated as the school record-holder for most innings pitched in a career, most wins in a career and single-season and career strikeouts ... A three-year letter winner and a two-time All-Region second-team pick on the football field for Johns Creek ... Was a four year honor roll student.

PERSONAL
Full name is Matthew Charles Gorst ... Born Aug. 24, 1994 in Alpharetta, Ga. ... Son of David and Debbie Gorst ... Has a younger sister Sydney and two younger brothers Trevor and Kameron ... Lists his most memorable athletic accomplishment as winning the 2013 Connie Mack World Series... Majoring in business administration.

CAREER STATISTICS // ALL GAMES

Year	ERA	W	L	App	GS	CG	SHO	CBO	SV	IP	H	R	ER	BB	SO	2B	3B	HR	BF	B/Avg	WP	HBP	BK	SFA	SHA
2014	7.59	1	0	15	0	0	0	0	0	21.1	20	18	18	22	16	2	1	1	106	.244	3	1	0	1	0
2015	4.81	3	2	26	0	0	0	1	1	33.2	30	20	18	26	32	2	0	1	154	.248	4	3	0	0	4
TOTAL	**5.89**	**4**	**2**	**41**	**0**	**0**	**0**	**1**	**1**	**55.0**	**50**	**38**	**36**	**48**	**48**	**4**	**1**	**2**	**260**	**.246**	**7**	**4**	**0**	**1**	**4**

CAREER STATISTICS // CONFERENCE GAMES

Year	ERA	W	L	App	GS	CG	SHO	CBO	SV	IP	H	R	ER	BB	SO	2B	3B	HR	BF	B/Avg	WP	HBP	BK	SFA	SHA
2014	6.75	1	0	9	0	0	0	0	0	14.2	14	11	11	16	10	1	1	1	73	.250	2	0	0	1	0
2015	3.20	3	1	13	0	0	0	0	1	19.2	19	8	7	14	20	0	0	0	90	.271	2	2	0	0	4
TOTAL	**4.72**	**4**	**1**	**22**	**0**	**0**	**0**	**0**	**1**	**34.1**	**33**	**19**	**18**	**30**	**30**	**1**	**1**	**1**	**163**	**.262**	**4**	**2**	**0**	**1**	**4**

RETURNING LETTERWINNERS

5 KEENAN INNIS

OF • Jr. • 6-0 • 180 • L/R
Cumming, Ga. (Blessed Trinity HS)

CAREER HIGHS

Hits: 3, six times, last vs. Pitt (May 8, 2015)
Runs: 3, twice, last vs. Ga. Southern (Mar. 10, 2015)
RBI: 3, vs. Pitt (May 10, 2015)
Home Runs: --
Doubles: 2, twice, last vs. Albany (Feb. 22, 2015)
Triples: 1, twice, last at Miami (May 16, 2015)
Stolen Bases: 1, six times, last at Miami (May 15, 2015)

SOPHOMORE YEAR // 2015

Enjoyed a breakout campaign as a sophomore by making 39 starts in the outfield and hitting .310 with nine doubles, two triples 15 RBI and 29 runs... His 15 multi-hit games were third-most on the club... Drew 13 walks against just 22 strikeouts for a .370 on-base percentage, which was third-best on the team... Platooned in the outfield with 30 of his starts coming in left... Compiled a career day with a combined 5-for-7 performance in a doubleheader against Fordham on 2/14 that included four runs, two RBI and his first career multi-double game... Drove in his first career game-winning run in the fifth inning in the 7-5 win over the Rams... Recorded two hits, a run scored and a stolen base in the win over Notre Dame on 3/7... Matched career-bests of three hits, three runs and two RBI in the 22-6 rout of Georgia Southern on 3/10... Contributed a double, a stolen base and an RBI to the 7-6 extra-inning win over Kennesaw State on 3/17... Delivered his third three-hit game of the season in the series-finale against North Carolina on 3/21, which included a double and a run... Notched his eighth multi-hit game with a 2-for-5 showing against Georgia State including an RBI single in the 6-3 win... Roped an RBI double to right field as part of a two-hit effort in the 11-4 victory over #15 Virginia on 4/11... Tallied a team-best six hits in the series victory over Pittsburgh, inlcuding a 3-for-5 performance in the series-opener which included two runs, an RBI and his first career triple... Went 3-for-7 at No. 8 Miami in two starts, which included a multi-hit effort and a stolen base on 5/15, and a triple and a run in the series finale.

FRESHMAN YEAR // 2014

Played in 40 games and made 23 starts in the outfield as a rookie... Missed the final month of the season with a hip injury... Hit .248 for the year with three doubles and 10 RBI... Upped his average in conference play to .274 in 24 games (14 starts)... A selective lead-off hitter with speed, he drew 14 walks against 15 strikeouts... Recorded four outfield assists... Delivered a pinch-hit single in his first career at-bat versus Old Dominion on opening day... Drove in his first career run with a squeeze bunt at Georgia Southern on 2/19... Came off the bench for two hits versus Kennesaw State on 2/25 including the game-tying RBI bunt with two outs in the ninth that allowed Tech to force extra innings... He singled and scored for the Jackets in the 11th as they rallied again before falling in the 12th... Was 2-for-4 in Tech's 5-1 win over Wake Forest on 3/9... Scored Tech's winning run in the 10th inning of the 3-2 victory over No. 22 Miami on 3/15 that clinched the series after reaching base to lead-off the inning via an error... Was 1-for-2 in the Game 2 win over the Hurricanes with an RBI double and scored a run... Recorded his first outfield assist by throwing out a runner at second from right field trying to stretch a single to a double versus Miami... Had a career-high three hits and drove in two runs in the series finale at No. 13 North Carolina -- a 9-1 win... Finished the UNC series with five hits and two runs... Collected three of Tech's four outfield assists in the Pitt series... Recorded a pair of RBI during Tech's series win over No. 1 Florida State... Was 2-for-3 at Maryland on 4/19 with a double and a walk.

BEFORE TECH

A four-year letterwinner at Blessed Trinity High School under head coach Andy Harlin ... Helped team to two region championships and two state semifinals appearances over his four-year career ... Was named to the Preseason All-State teams in both 2012 and 2013 ... Was named his team's Offensive Player of the Year in his senior season ... Was listed on the honor roll every semester of high school.

PERSONAL

Full name is Keenan Matthew Innis ... Born Aug 3, 1994 in Las Vegas, Nev. ... Son of Jeff and Kelly Innis ... Has a younger sister Shannon ... Father, Jeff, played for the New York Mets for six years after playing for the University of Illinois ... Mother, Kelly, was an All-American track athlete at Illinois ... Uncle, Brian Innis, played professional baseball as well in the Dodgers organization ... Chose Georgia Tech for its academic reputation, prestigious baseball program and coaching staff, and its proximity to home ... Majoring in business administration.

CAREER STATISTICS // ALL GAMES

Year	Avg	GP	GS	AB	R	H	2B	3B	HR	RBI	TB	SLG%	BB	HBP	SO	GDP	OB%	SF	SH	SB	ATT	PO	A	E	FLD%
2014	.248	40	23	101	15	25	3	0	0	10	28	.277	14	2	15	1	.350	0	2	1	1	45	4	2	.961
2015	.310	48	39	158	29	49	9	2	0	15	62	.392	13	2	22	1	.370	0	3	5	6	76	2	1	.987
TOTAL	**.286**	**88**	**62**	**259**	**44**	**74**	**12**	**2**	**0**	**25**	**90**	**.347**	**27**	**4**	**37**	**2**	**.362**	**0**	**5**	**6**	**7**	**121**	**6**	**3**	**.977**

CAREER STATISTICS // CONFERENCE GAMES

Year	Avg	GP	GS	AB	R	H	2B	3B	HR	RBI	TB	SLG%	BB	HBP	SO	GDP	OB%	SF	SH	SB	ATT	PO	A	E	FLD%
2014	.274	24	14	62	9	17	3	0	0	6	20	.323	8	1	8	1	.366	0	0	1	1	26	3	1	.967
2015	.289	27	24	97	12	28	4	2	0	6	36	.371	5	2	16	0	.337	0	2	2	3	54	1	0	1.000
TOTAL	**.283**	**51**	**38**	**159**	**21**	**45**	**7**	**2**	**0**	**12**	**56**	**.352**	**13**	**3**	**24**	**1**	**.349**	**0**	**2**	**3**	**4**	**80**	**4**	**1**	**.988**

RETURNING LETTERWINNERS

25 KEL JOHNSON

OF • So. • 6-4 • 204 • R/R
Palmetto, Ga. (Home Schooled)

CAREER HIGHS

Hits: 4, vs. St. John's (Feb. 13, 2015)
Runs: 3, vs. Georgia Southern (Mar. 10, 2015)
RBI: 4, at Georgia Southern (Feb. 17, 2015)
Home Runs: 2, vs. Presbyterian (May 3, 2015)
Doubles: 1, eight times, last vs. Pitt (May 10, 2015)
Triples: 1, vs. Notre Dame (Mar. 7, 2015)
Stolen Bases: --

HONORS & AWARDS

- 2015 Freshman All-American (Louisville Slugger)
- 2015 Second Team Freshman All-America (D1Baseball.com)
- 2015 ACC All-Freshman Team
- 2015 All-ACC Academic Team
- 2015 ACC Academic Honor Roll
- 2015 TD Ameritrade College Home Run Derby (semifinalist)

FRESHMAN YEAR // 2015

Freshman All-America selection by both Louisville Slugger and D1Baseball.com... Freshman All-ACC pick... All-ACC Academic Team... Competed in the TD Ameritrade College Home Run Derby in July 2015 and reached the semifinals after belting a Home Run Derby record 17 homers in the first round... Hit .298 for the season (.314 in ACC play) with nine doubles, a triple and 10 homers -- which led all ACC freshmen... Was off to a red-hot start and among the ACC leaders with a .379 average (.467 in ACC play) before an ankle injury on 3/21 versus North Carolina that caused him to miss 13 games... Slugged .570 for the year, which was second on the club... Drove in 34 runs and scored 24... Accounted for five of Tech's game-winning RBI and scored three game-winning runs... Pounded out four hits as the cleanup hitter including a double and a home run and finished with three RBI and two runs scored in his first collegiate game on Opening Day against St. John's... Continued his red-hot hitting through the rest of opening weekend, going 8-for-14 with five RBI, four runs, three doubles and two home runs... Earned the ACC Player of the Week following his opening-weekend success, becoming the first freshman to win ACC Player of the Week honors on opening weekend since Mike McGee of Florida State in 2008... Walloped his first career grand slam off the scoreboard in left at Georgia Southern to flip a 4-1 seventh-inning deficit into a 5-4 advantage in Tech's 7-4 victory... Was Tech's first freshman to hit a grand slam since 3/7/09 when Matt Simonds accomplished the feat against Maryland... Stretched his hitting streak to seven games in the Baseball at the Beach weekend with four hits, four RBI, a double and home run... Netted his second game-winning RBI in as many games by drawing a bases-loaded full-count walk to give Tech a 10-9 lead in the ninth against Florida International... Caught fire against Notre Dame going 7-for-12 in the three games including four RBI, a double, a triple and a home run… Recorded multiple hits in each game… Cleared the bases in the eighth with a three-run triple to seal the 11-7 win over ND on 3/7... Blasted his sixth home run of the season to give Tech a 2-1 lead against Georgia Southern on 3/10 and added a double with three walks… Scored a career-best three runs versus Southern… Delivered a game-tying RBI single with two outs and two strikes in the ninth inning of Tech's 7-6 victory over Kennesaw State on 3/17... Hit .500 (5-for-10) in the series against North Carolina before suffering an ankle injury in the finale and missing 13 games (nine ACC contests)... Returned to action as a pinch hitter on Friday 4/17 at Boston College, but was hampered by the injury for the remainder of the year... Recorded his first career multi-home run game in the 10-2 win against Presbyterian on 5/3... Drew a game-tying bases-loaded walk in the ninth inning of the 9-7 win over Mercer on 5/6... Went 5-for-9 with four RBI and four runs scored in the series win over Pittsburgh.

BEFORE TECH

A five-year player for the Home Plate Citadels, a home-school team, coached by Esteban Maldanado ... Served as team captain in both junior and senior seasons ... Selected to Team USA U17 team in 2013 and won a gold medal after defeating Japan in championship game in Taiwan ... Played summer seasons at East Cobb Baseball and won a total of seven national championships ... Named East Cobb Baseball 17U MVP and Offensive Player of the Year for East Cobb Astros twice ... Holds East Cobb 16U single-season record for home runs with 24 ... Recognized as a 2014 Perfect Game All-American ... Lists favorite baseball memory as hitting in the 2013 Youth Select Home Run Derby where he hit 11 home runs in front of 50,000 fans at the New York Mets' Citi Field ... Maintained a 4.0 GPA throughout his high school career.

PERSONAL

Full name is Jeremiah Kel Johnson ... Born July 8, 1995 in Palmetto, Ga. ... Son of Lee and Rhonda Johnson ... Has an older brother Jason and a younger sister Summer ... Uncle Eddy Taylor played college baseball and Aunt Leah Taylor was an All-American softball player at Kennesaw State ... Grandfather Darrell Crawford graduated from Georgia Tech with an engineering degree ... Spends free time hunting and fishing ... Chose Georgia Tech for its proximity to home, its combination of baseball and academics and he has always been a huge Georgia Tech fan... Majoring in biology/pre-med.

CAREER STATISTICS // ALL GAMES

Year	Avg	GP	GS	AB	R	H	2B	3B	HR	RBI	TB	SLG%	BB	HBP	SO	GDP	OB%	SF	SH	SB	ATT	PO	A	E	FLD%
2015	.298	40	39	151	27	45	9	1	10	34	86	.570	16	1	55	1	.369	0	0	0	0	42	2	0	1.000
TOTAL	**.298**	**40**	**39**	**151**	**27**	**45**	**9**	**1**	**10**	**34**	**86**	**.570**	**16**	**1**	**55**	**1**	**.369**	**0**	**0**	**0**	**0**	**42**	**2**	**0**	**1.000**

CAREER STATISTICS // CONFERENCE GAMES

Year	Avg	GP	GS	AB	R	H	2B	3B	HR	RBI	TB	SLG%	BB	HBP	SO	GDP	OB%	SF	SH	SB	ATT	PO	A	E	FLD%
2015	.314	20	19	70	10	22	2	1	3	12	35	.500	5	1	29	1	.368	0	0	0	0	13	1	0	1.000
TOTAL	**.314**	**20**	**19**	**70**	**10**	**22**	**2**	**1**	**3**	**12**	**35**	**.500**	**5**	**1**	**29**	**1**	**.368**	**0**	**0**	**0**	**0**	**13**	**1**	**0**	**1.000**

RETURNING LETTERWINNERS

15 CONNOR JUSTUS

MIF • Jr. • 6-0 • 193 • R/R
Cartersville, Ga. (Cartersville HS)

CAREER HIGHS

Hits: 4, at Mercer (May 6, 2015)
Runs: 3, twice, last vs. Virginia (April 11, 2015)
RBI: 4, vs. Savannah State (Apr. 9, 2014)
Home Runs: 1, three times, last at Miami (May 16, 2015)
Doubles: 2, at Virginia Tech (Apr. 3, 2015)
Triples: 1, at Pitt (Mar. 30, 2014)
Stolen Bases: 1, six times, last at BC (April 18, 2015)

SOPHOMORE YEAR // 2015

Started 54 of the team's 55 games and was again rock-solid defensively... Teamed with freshman Wade Bailey to comprise one of the best up-the-middle defensive tandems in the ACC... Finished fifth in the ACC by fielding 43 double plays... Has fielded 94 double plays in his first two seasons... Hit .249 overall, but his 32 runs were third-most on the club and his 24 RBI were sixth-most... His 23 walks were third-most... Drove in three game-winning runs... Reached safely in four of six plate appearances and added a run, an RBI and a stolen base in Tech's 17-3 victory over St. John's on Opening Day... Recorded his first multi-RBI game of the season with a 2-for-5 performance against Florida International on 2/21... Provided production out of the ninth-hole with three RBI, two runs and a stolen base in the Indiana State series sweep... Missed the game versus Notre Dame on 3/7 due to a back injury, snapping a streak of 65 consecutive starts but returned the next day and recorded an RBI single in the 4-1 win... Kick-started a two-run game-tying rally with a leadoff single in the sixth and then lined an RBI single to give Tech a 4-2 lead in the seventh en route to the Jackets' series-opening win over Duke... Reached safely in 7-of-11 plate appearances against North Carolina including a perfect 2-for-2 with two walks in Tech's 6-5 win on 3/21... Singled to reach base safely for the 10th straight game and was involved in two of Tech's season-high four double plays in the 4-1 win over Auburn on 3/24... Came up big in the win over No. 21 Georgia with multiple highlight-reel defensive plays to go along with a two-run double in Tech's three-run first in Athens... Delivered his best offensive performance of the season against Virginia Tech on 4/3 going 3-for-5 with two doubles, two runs scored and two RBI in the 11-5 win... Hit safely in all three games against No. 15 Virginia totaling four hits in 10 trips with four runs scored, including a career-high three runs the 11-4 win... Tallied back-to-back multi-hit games against Clemson on 4/25 and 4/26, highlighted by the game-tying single in the 10th as Tech rallied to win 5-4 and clinch the series... Set a new career-high with four hits against Mercer on 5/6 and led off the ninth inning with his fourth base hit to trigger a decisive five-run rally in the 9-7 win... Blasted a home run in the regular-season finale against Miami on 5/16.

FRESHMAN YEAR // 2014

Enjoyed a breakout rookie season and established himself as one of the ACC's slickest-fielding shortstops... Made 55 starts, including the final 50 games of the season at shortstop... Played a key role in the Yellow Jackets setting school records for fielding percentage (.974) and double plays (77), while leading the nation in twin killings... Committed just two errors in all 30 starts versus the ACC for a sparkling .985 fielding percentage in conference play... Fielded .968 for the season, including a midseason streak of 25-straight error-free games... Hit .254 for the year, but was clutch with five game-winning hits (second-most on the team) and scoring five game-winning runs... Earned his first career start at second base versus VCU on 2/16 and had an RBI ground out... Recorded his first collegiate hit versus UNCG on 2/22 and scored twice in the UNCG series... Recorded a career-best three-hit effort, with two runs and an RBI versus Wake Forest on 3/8... Came up big as the Jackets won the series from No. 22 Miami, going 5-for-16 (.312) in the series with two RBI, a run and a walk... Tied a career-high with three hits in the series opener versus Miami on 3/14... Drove in the tying run with an RBI single as Tech rallied from 6-0 down to beat the Hurricanes 13-7 in Game 2... In the finale, his first career walk-off hit was a single that scored Keenan Innis with one out in the 10th as Tech won 3-2... Went 2-for-4 at Kennesaw State on 3/19, drove in a career-high two runs and registered his first career extra-base hit (a double)... Drove in the go-ahead run in the 13th inning at No. 13 North Carolina on 3/22 as Tech won 6-5 and delivered a double in the finale to extend his hitting streak to nine games... Played error-free at UNC and helped turn four double plays in the finale and five of the six Tech turned in the series win... Hit his first career home run during a 13-2 win over Georgia Southern on 4/8... Homered again the next night and finished 3-for-5 with a double and a career-high four RBI in the 12-1 win over Savannah State on 4/9... Earned ACC Player of the Week honors after a big series versus No. 1 Florida State, going 4-for-9, with a double, three RBI, two runs and two walks... He finished the week hitting .471, driving in a team-best eight runs and slugging a team-best .941... His two-run single on 4/11 versus FSU made it 5-0 in the first inning and proved to be the difference as the Jackets took the series-opener 5-3... Matched his career-high of three hits and scored a career-best three runs in Tech's 13-6 win over Maryland on 4/20... His ninth-inning squeeze bunt allowed Tech to tie Mercer at 3-3 and force extras, before the Jackets fell 4-3 in 10 innings... Was limited to just one hit in the Virginia Tech series, but it was a clutch RBI single on 5/3 that broke a 1-1 tie and stood as the game-winner as the Jackets clinched the series in a 3-1 win... Was clutch for the Jackets late in the ACC title game win over Maryland, battling through a nine-pitch at-bat with two runners in scoring position in the eighth before ripping a two-run single up the middle that padded Tech's lead to 7-4 en route to a 9-4 win.

BEFORE TECH

A four-year letterwinner at Cartersville High School under head coach Stuart Chester ... Helped team to three region titles and a state championship in his senior season ... Named the 2013 Georgia Dugout Club AAA Player of the Year ... Honored as the 2013 East Cobb Baseball/Rawlings Defensive Player of the Year ... Named Bartow County Player of the Year in 2013 and first-team All-Southeast Region by Rawlings ... A three-time All-Region and two-time All-County shortstop ... Graduated as the school record-holder for fewest strikeouts in a single season (four) and started 131 of 133 games over four year career ... Member of Spanish Honor Society and four year honor roll student.

PERSONAL

Full name is Connor David Justus ... Born Nov. 2, 1994 in Cartersville, Ga. ... Son of Barry and Suzi Justus ... Has an older sister Morgan ... Father, Barry, played baseball at Shorter University ... Majoring in business administration.

CAREER STATISTICS // ALL GAMES

Year	Avg	GP	GS	AB	R	H	2B	3B	HR	RBI	TB	SLG%	BB	HBP	SO	GDP	OB%	SF	SH	SB	ATT	PO	A	E	FLD%
2014	.254	56	55	209	27	53	6	1	2	30	67	.321	22	6	43	6	.342	0	4	1	7	94	149	8	.968
2015	.249	54	54	185	32	46	8	0	1	24	57	.308	23	6	35	3	.349	1	5	5	5	91	165	11	.959
TOTAL	**.251**	**110**	**109**	**394**	**59**	**99**	**14**	**1**	**3**	**54**	**124**	**.315**	**45**	**12**	**78**	**9**	**.345**	**1**	**9**	**6**	**12**	**185**	**314**	**19**	**.963**

CAREER STATISTICS // CONFERENCE GAMES

Year	Avg	GP	GS	AB	R	H	2B	3B	HR	RBI	TB	SLG%	BB	HBP	SO	GDP	OB%	SF	SH	SB	ATT	PO	A	E	FLD%
2014	.233	30	30	120	14	28	3	1	0	10	33	.275	8	5	25	4	.308	0	2	1	5	50	82	2	.985
2015	.266	29	29	94	15	25	4	0	1	12	32	.340	11	4	15	1	.364	1	2	2	2	47	82	4	.970
TOTAL	**.248**	**59**	**59**	**214**	**29**	**53**	**7**	**1**	**1**	**22**	**65**	**.304**	**19**	**9**	**40**	**5**	**.333**	**1**	**4**	**3**	**7**	**97**	**164**	**6**	**.978**

RETURNING LETTERWINNERS

39 JONATHAN KING

LHP • r-Jr. • 5-11 • 197 • L/L
Murfreesboro, Tenn. (Riverdale HS)

CAREER HIGHS

Innings: 8.0, vs. Presbyterian (May 2, 2015)
Strikeouts: 7, vs. Pitt (May 8, 2015)
Walks: 5, vs. North Carolina (May 12, 2013)
Batters Faced: 33, at Louisville (Mar. 27, 2015)

HONORS & AWARDS
• 2015 ACC Academic Honor Roll

REDSHIRT JUNIOR YEAR // 2016
Elected a team captain, along with Arden Pabst.

REDSHIRT SOPHOMORE YEAR // 2015
Held down the Yellow Jackets' Friday spot all season and finished the year with 15 starts, going 4-5 with a 3.82 ERA... Was outstanding over the final month, allowing just four earned runs over a five-start stretch between April 17 (at Boston College) and May 14 (at No. 8 Miami) but had just two wins to show for that effort... Went five innings in his first start since March 2013 and surrendered three runs (two earned), while notching an Opening Day victory over St. John's on 2/13... Went five innings versus No. 23 FIU in Myrtle Beach on 2/21 but did not factor in the decision as the Jackets won 16-9 thanks to an eight-run rally in the ninth... Pitched a gem versus Indiana State on 2/27 for his 10th career win, going a season-long six shutout innings and allowing just one hit and one walk with four strikeouts as Tech won 1-0... Went seven strong innings versus No. 23 Notre Dame on 3/6, allowing just four hits and two runs with a career-high tying five strikeouts, but did not factor in Tech's 3-2 loss in 10 innings... Battled through 5.2 innings at Duke on 3/13, allowing nine hits but walking none and fanning a career-high six batters... Turned a 2-2 game over to the bullpen at Duke and the Jackets pulled out a 5-2 win... Pitched seven innings in the series-opener vs. No. 18 North Carolina and allowed three runs, but did not factor in the decision in the 5-3 setback... Gutted out another start that took him into the seventh inning at Virginia Tech on 4/3, scattering 11 hits and allowing five runs (four earned) with four strikeouts and one walk... Received a no-decision as the Jackets rallied late to win 11-5 at VT... Pitched six strong innings at Boston College on 4/17 and scattered five singles but absorbed a tough 1-0 loss... Gave the Jackets 6.2 strong innings versus Clemson's ace Matthew Crownover and allowed four hits and two runs (one earned)... Received a no-decision as Tech rallied late and beat the Tigers 4-2 en route to a series win... Pitched a career-long 8.0 innings against Presbyterian on 5/2 and improved to 3-3... Struck out five against no walks and his only run allowed versus PC was an unearned tally in the second... Retired 12 of the final 14 batters he faced against PC... Set a career-high with seven strikeouts against no walks, while holding Pitt to just three hits and one unearned run in a win on 5/8... Gave the Jackets a gutsy effort in the series-opener at No. 8 Miami on 5/14, limiting the hard-hitting Hurricanes to just two runs on three hits over seven innings... Was backed by no runs and absorbed the loss in a 3-0 decision... Drew the ACC Tournament start versus Virginia, and with no run support from his offense, was handed the loss as Tech was shutout to close the season.

SOPHOMORE YEAR // 2014
Missed the final three months of the season after enduring a shoulder injury and earned a medical redshirt... Pitched two scoreless innings versus Wake Forest in Tech's ACC opener on 3/7, but did not appear again... Finished the year with a 2-0 record and a 1.96 ERA... Fanned 12 and allowed 13 hits in his abbreviated 18.1 innings of work for the year... Earned the opening-day start for the Yellow Jackets and fanned four over four innings but did not factor in the decision during Tech's 6-5 victory over Old Dominion... Picked up his first win of the season by throwing 5.0 shutout, one-hit innings versus UNC Greensboro on 2/21 with one walk and two strikeouts... Went 7.1 innings -- a new career long -- versus Bowling Green on 2/28 and yielded two runs on seven hits with four strikeouts for his second victory... Pitched two scoreless innings versus Wake Forest on 3/7 but was replaced after walking three batters -- did not factor in the decision in Tech's 9-2 loss.

FRESHMAN YEAR // 2013
All-ACC Academic Team selection... Enjoyed a breakout season as a rookie on the Flats... Made 24 appearances and started 10 games for the Jackets... Posted a 6-5 record with two saves to go with his 4.04 ERA in 69 innings of work... Went 3-1 in ACC play... Came out of the bullpen over the first half of the season... Was a spot-starter over the middle month of the season... His final five appearances were weekend starts, including two in the postseason... Worked a 1-2-3 ninth inning with two strikeouts in his college debut to nail down a save on Opening Day in the 3-0 win over Akron... Allowed St. John's to tie the game with two runs in eighth inning on Feb. 23, but came back to pitch a scoreless ninth and was credited with the win as Dylan Dore hit a walk-off RBI single in the ninth... Struck out five over two innings of dominant relief to close out Tech's 11-4 win at Georgia Southern on Feb. 26... Fired two perfect innings with a strikeout to close out an 11-1 win at Virginia Tech on March 9... Tossed two efficient innings in the seventh and eighth, allowing just one hit and no runs to preserve Tech's lead en route to a 12-5 win over Boston College on March 15... Earned his first career start on March 26 versus The Citadel and logged a then-career-best 5.0 innings but did not factor in the decision... Fired 2.2 innings of hitless, scoreless relief and earned the victory at Duke on April 6 as the Yellow Jackets evened the series with a 2-1 win -- it was his first ACC decision... Recorded his second career save by retiring the final two batters of the sixth inning versus No. 5 Virginia in the series-clinching win that was shortened by rain with Tech leading 3-2 in the bottom of the sixth... Worked the first two innings on a predetermined staff day versus Savannah State on 4/16 and earned the victory... Pitched 2.2 innings of relief at Clemson on 4/27 and earned the victory in the Jackets' 14-9 comeback win... Gave Tech his best career start, working a career-best six shutout innings and matching his career-high of five strikeouts, no walks and four hits as the Jackets beat Ohio State, 9-2, on May 7... Made his first career ACC start on May 12 versus No. 2 North Carolina, going 3.1 innings with three hits and three runs but did not factor in the decision in Tech's 9-8 walk-off win in the 11th inning... Matched his career-long of six innings and won for the third time in ACC play (first as a starter) at Miami on May 18, pitching six shutout innings and allowing just three hits (all singles), with one walk and three strikeouts -- the Jackets beat the Canes 10-1 on the final day of the regular season to avoid the sweep... Pitched a career-long 6.1 innings in his first career postseason start versus Virginia Tech on May 24 in the ACC Tournament... He allowed just three runs and absorbed the tough-luck loss in the Jackets' 3-2 setback... Pitched six solid innings in an NCAA Nashville Regional elimination game versus Illinois, allowing seven hits and two runs with four strikeouts and one walk in the no-decision -- Tech scored four times in the ninth to rally for a 6-3 victory.

BEFORE TECH
Played four years of varsity baseball at Riverdale High for head coach Barry Messer... A highly-touted prep left-handed pitcher... Named the Gatorade Player of the Year in 2012 for Tennessee high school baseball... As a senior, earned Louisville Slugger honorable mention All-America honors, All-Region honors and was the District Player of the Year... Helped lead his team to the 7-AAA district championship title and a Region 4 title his senior season... Was 11-1 on the mound in 2012 with a 0.65 ERA, 96 strikeouts and 17 walks and hit .398 with 10 home runs... Was also an All-District pick in 2011 after hitting .420 with six homers and posting a 6-2 record on the mound... Graduated with honors from Riverdale and was named his senior class' most outstanding male student.

PERSONAL
Full name is Jonathan Dalton King... Born April 9, 1993 in Murfreesboro, Tenn.... Son of Tracy and Kellee King... Has a younger brother Dylan and sister Kelcy... His cousin, Brennan King, played for the LA Dodgers from 1999-2006... Chose Tech because of its elite academic reputation and that chance to play college baseball at the highest level... Majoring in industrial engineering.



CAREER STATISTICS // ALL GAMES

Year	ERA	W	L	App	GS	CG	SHO	CBO	SV	IP	H	R	ER	BB	SO	2B	3B	HR	BF	B/Avg	WP	HBP	BK	SFA	SHA
2013	4.04	6	5	24	10	0	0	2	2	69.0	78	35	31	25	52	13	0	3	303	.302	4	7	0	2	11
2014	1.96	2	0	4	4	0	0	0	0	18.1	13	5	4	7	12	2	0	1	73	.203	0	2	0	0	0
2015	3.82	4	5	15	15	0	0	1	0	92.0	89	47	39	25	51	21	2	3	394	.257	8	9	0	6	7
TOTAL	**3.71**	**12**	**10**	**43**	**29**	**0**	**0**	**3**	**2**	**179.1**	**180**	**87**	**74**	**57**	**115**	**36**	**2**	**7**	**770**	**.269**	**12**	**18**	**0**	**8**	**18**

CAREER STATISTICS // CONFERENCE GAMES

Year	ERA	W	L	App	GS	CG	SHO	CBO	SV	IP	H	R	ER	BB	SO	2B	3B	HR	BF	B/Avg	WP	HBP	BK	SFA	SHA
2013	4.63	3	1	10	2	0	0	0	1	23.1	23	14	12	11	14	2	0	1	103	.277	3	4	0	1	4
2014	0.00	0	0	1	1	0	0	0	0	2.0	0	0	0	3	2	0	0	0	9	.000	0	0	0	0	0
2015	3.60	1	4	10	10	0	0	0	0	65.0	64	31	26	18	36	17	2	1	278	.262	6	6	0	4	5
TOTAL	**3.79**	**4**	**5**	**21**	**13**	**0**	**0**	**0**	**1**	**90.1**	**87**	**45**	**38**	**32**	**52**	**19**	**2**	**2**	**390**	**.261**	**9**	**10**	**0**	**5**	**9**

RETURNING LETTERWINNERS

7 ARDEN PABST

C • Jr. • 6-1 • 202 • R/R
Sherman Oaks, Calif. (Harvard Westlake HS)

CAREER HIGHS

Hits: 2, 14 times, last vs. Mercer (April 7, 2015)
Runs: 2, 8 times, last at Virginia Tech (April 5, 2015)
RBI: 4, at Maryland (Apr. 20, 2014)
Home Runs: 1, twice, last vs. Albany (Feb. 22, 2015)
Doubles: 2, twice, last vs. FIU (Feb. 21, 2015)
Triples: 1, vs. Old Dominion (Feb. 14, 2014)
Stolen Bases: 1, three times, last at Duke (Mar. 13, 2015)

JUNIOR YEAR // 2016
Elected a team captain, along with Jonathan King.

SOPHOMORE YEAR // 2015
Among the nation's best defensive catchers... Led the ACC in runners caught stealing (25) and caught-stealing percentage (.445), which was among the nation's top 10 in both categories... His 25 runners thrown out were the most by a Yellow Jacket since current Baltimore Orioles' catcher Matt Wieters had 22 in 2007... Spent much of the season on the Watch List for the Johnny Bench Award... Started 39 games and hit .239 with nine doubles, a home run, 18 RBI and 17 runs... Went 2-for-4 with two RBI and a double in Tech's season-opening victory against St. John's on 2/13... Drove in five runs and pounded three extra-base hits in two games during the Baseball at the Beach weekend including a walk-off three-run home run to down Albany, 9-8, on 2/22... Recorded his fourth multi-hit game with a pair of singles against Notre Dame on 3/8... Smoked a game-tying RBI double off the wall in left on 3/24 vs. Auburn to trigger Tech's rally in a 4-1 win over the Tigers... Registered his third straight multi-hit effort with a 2-for-4 night in Athens including a pair of RBI in the 13-6 victory over No. 21 Georgia... Extended his hitting streak to eight games with his ninth two-hit game of the season, going 2-for-3 with a double in the win over Mercer on 4/7... Missed time late in the season with a nagging hand injury... Delivered a game-winning two-run single to cap Tech's five-run ninth inning comeback against Mercer on 5/6 to sweep the season series with a 9-7 victory.

FRESHMAN YEAR // 2014
Appeared in 44 games and made 38 starts (all at catcher) for the Yellow Jackets as a rookie... Hit .217 with three doubles, a triple, a home run and 17 RBI... Hit .219 in 20 ACC starts with 10 RBI... Rock solid defensively, he threw out 16 of 39 potential base-stealers, which was the second-most in the ACC and his caught-stealing percentage of .410 was also second-best in the league... Was Tech's opening-day starter at catcher and delivered an RBI triple off the left-field wall in first career at-bat... Came up with a big, two-out RBI single late in the Sunday win over Bowling Green as the Jackets' tacked on insurance in the 8-5 win... Had an RBI single and scored Tech's go-ahead run in the 7-5 win over Western Carolina on 3/11... Had a 10th-inning single versus Miami that moved Keenan Innis into scoring position as the eventual winning run as the Jackets walked off with a 3-2 win to claim the series... Drew a bases-loaded walk that gave Tech the lead for good as it rallied to beat Duke, 7-4, on 4/4 in the opener of the series... Recorded his first career two-hit game with a 2-for-4 effort versus Savannah State on 4/9... Hit his first career home run at Maryland -- a three-run shot to left -- and finished the Sunday game with a career-best four RBI as the Jackets won 13-6 in 12 innings... At Maryland, he threw out ACC stolen-base leader Charlie White, who had been 19 for 19 before that caught stealing... Had three hits, three RBI and three runs over two starts in the Virginia Tech series win... Was 2-for-4 with a double and two RBI in the win over No. 16 Miami at the ACC tournament.

BEFORE TECH
A four-year letterwinner and two-time captain at Harvard Westlake in Los Angeles under head coach Matt Lacour ... Helped team to three Mission League championships and the 2013 CIF Southern Section D-1 Championship ... A three-time All-Mission League and 2013 All-CIF catcher ... Lists being accepted to Georgia Tech as his most memorable non-athletic accomplishment ... Chose Georgia Tech for its storied baseball program and excellent academics.

PERSONAL
Full name is Arden Louis Joseph Pabst ... Born March 14, 1995 in Los Angeles, Calif. ... Son of Tom and Dorothy Pabst ... Has an older sister Jacqueline ... Majoring in history, technology and society.

CAREER STATISTICS // ALL GAMES

Year	Avg	GP	GS	AB	R	H	2B	3B	HR	RBI	TB	SLG%	BB	HBP	SO	GDP	OB%	SF	SH	SB	ATT	PO	A	E	FLD%
2014	.217	44	38	120	17	26	3	1	1	17	34	.283	13	6	26	1	.321	1	7	1	1	281	38	3	.991
2015	.235	39	39	115	17	27	9	0	1	18	39	.339	21	1	32	1	.355	1	6	2	2	238	50	1	.997
TOTAL	**.226**	**83**	**77**	**235**	**34**	**53**	**12**	**1**	**2**	**35**	**73**	**.311**	**34**	**7**	**58**	**2**	**.338**	**2**	**13**	**3**	**3**	**519**	**88**	**4**	**.993**

CAREER STATISTICS // CONFERENCE GAMES

Year	Avg	GP	GS	AB	R	H	2B	3B	HR	RBI	TB	SLG%	BB	HBP	SO	GDP	OB%	SF	SH	SB	ATT	PO	A	E	FLD%
2014	.219	22	20	64	7	14	2	0	1	10	19	.297	11	1	15	0	.338	1	3	1	1	147	21	2	.988
2015	.200	21	21	60	10	12	2	0	0	4	14	.233	10	1	20	1	.319	1	3	1	1	123	26	1	.993
TOTAL	**.210**	**43**	**41**	**124**	**17**	**26**	**4**	**0**	**1**	**14**	**33**	**.266**	**21**	**2**	**35**	**1**	**.329**	**2**	**6**	**2**	**2**	**270**	**47**	**3**	**.991**

RETURNING LETTERWINNERS

23 BEN PARR

LHP • Jr. • 6-4 • 182 • L/L
Social Circle, Ga. (George Walton Academy)

CAREER HIGHS

Innings: 7.1, vs. Mercer (Apr. 7, 2015)
Strikeouts: 9, vs. Georgia Southern (Apr. 8, 2014)
Walks: 6, at Coastal Carolina (Feb. 21, 2105)
Batters Faced: 30, vs. Mercer (Apr. 7, 2015)

HONORS A AWARDS
- 2014 Academic All-ACC
- 2014 ACC Academic Honor Roll
- 2015 ACC Academic Honor Roll

SOPHOMORE YEAR // 2015
Was valuable for the Yellow Jackets both as a starter and from the bullpen... Made 19 appearances on the season, including nine starts... Posted a 5-4 record while pitching to a 4.53 ERA... Was strong in midweek action, going 5-2 with a 3.44 ERA... Entered the weekend rotation late in the season... Won his first start of the year, bouncing back from a three-run first inning to allow one run over his final four versus Fordham on 2//14... Tossed five innings in a career-long relief appearance on 2/28 versus Indiana State, allowing just four hits and one unearned run while striking out three and issuing no walks... Started his second consecutive midweek game versus Kennesaw State on 3/17, pitching 4.2 innings surrendering two runs (one earned) on three hits and four walks but did not factor in the decision... Earned the win in relief versus Auburn on 3/24 by tossing three scoreless innings with two hits, one walk and one strikeout... Worked a season-long 5.2 innings in his fifth start and notched his fourth win against Georgia State on 4/1... Allowed just one run on six hits and a walk while striking out two versus the Panthers... Pitched a gem to beat Mercer on 4/7, tossing a career-long 7.1 innings with six hits and three runs with four strikeouts... Absorbed a tough-luck decision to Kennesaw State on 4/21, yielding one run in the first five innings before running into trouble in the sixth... His final line versus KSU included just two earned runs (four total) with four strikeouts and suffered just his second career loss as a midweek starter... Tossed a scoreless inning of relief against Mercer, allowing two hits in the 9-7 win on 5/6... Entered the weekend rotation on 5/9 versus Pitt and also started at No. 8 Miami the following weekend.

FRESHMAN YEAR // 2014
All-ACC Academic selection... Enjoyed a breakout rookie season for the Yellow Jackets as the lefty stepped into the weekend rotation for ACC play late in the year after dominating in his first six midweek starts... Finished the year with a 5-4 record and a 2.62 ERA in 18 appearances (10 starts)... Fanned 52 against 20 walks in 65.1 innings... Went 4-1 with a 1.60 ERA in six midweek starts versus Georgia (win), Georgia State (two wins), Georgia Southern (win) and Mercer (no decision, loss)... Made his first career start on 3/19 at Georgia State and pitched five strong innings to register his first career win... Retired the final 13 GSU hitters he faced in order after a two-run, three-hit first inning... Deserved a better fate after pitching five strong innings versus Mercer on 3/25, allowing just four hits and two runs (one earned) and setting a career-high with five strikeouts -- was hung the loss in Tech's 4-1 setback... Pitched a shutout over a career-long 5.2 innings versus Georgia State on 4/2, scattering five hits and earned the victory as the Jackets snapped a four-game skid with a 7-3 win... Tossed a career-long six innings and fanned a career-high nine in an impressive start on 4/8 during a 13-2 win over Georgia Southern to earn his third victory... Pitched a gem versus Georgia on 4/15, matching his career-long of six innings and limiting the Bulldogs to just four hits and no runs with seven strikeouts in Tech's 4-1 win... Logged his third consecutive quality start, going six innings and allowing three runs (two earned) versus Mercer on 4/23, but did not factor in the decision as Tech fell 4-3 in 10 innings... Made a two-inning scoreless relief appearance at NC State on 4/27... Earned his first career ACC start versus Virginia Tech on 5/4 and retired 13 consecutive hitters after a four-run first inning... Absorbed the loss by allowing six hits and five runs in a career-high tying six innings... Started on 5/11 at No. 1 Virginia and matched his career high of six innings, allowing just two runs, but absorbed the loss as Tech fell 3-1... Pitched another gem on 5/17 in Tech's 12-5 win over USF, tossing six innings and allowing four hits with one run, no walks and six strikeouts... Retired 12 straight after a one-run, three-hit first inning... Made the start versus Duke in the ACC Tournament on 5/22 and allowed just two runs to the Blue Devils on a pair of solo homers, but received no run support and was saddled with the loss in a 6-0 decision... Returned to the mound three days later in the ACC title game and tossed a scoreless eighth with two strikeouts to preserve the lead en route to the championship... Pitched three shutout innings of relief versus Washington with three strikeouts in the NCAA Oxford Regional but did not factor in Tech's 4-2 loss.

BEFORE TECH
A four-year letterwinner at George Walton Academy under head coach Todd Shelnutt ... Was named to the All-Region team in both his junior and senior seasons ... Graduated as the school record-holder for most strikeouts in a single season with 108 ... Threw a no-hitter against Commerce in his senior season ... A four year honor roll student and member of the national honor society.

PERSONAL
Full name is Benton Lee Parr, but goes by Ben ... Born May 12, 1995 in Monroe, Ga. ... Son of Bengie and Tonja Parr ... Has an older sister Sara ... Majoring in business administration.

CAREER STATISTICS // ALL GAMES

Year	ERA	W	L	App	GS	CG	SHO	CBO	SV	IP	H	R	ER	BB	SO	2B	3B	HR	BF	B/Avg	WP	HBP	BK	SFA	SHA
2014	2.62	5	4	18	10	0	0	0	0	65.1	66	21	19	20	52	10	0	3	281	.263	4	4	1	0	6
2015	4.53	5	4	19	9	0	0	0	0	59.2	73	36	30	34	29	13	2	2	278	.319	2	3	0	3	8
TOTAL	**3.53**	**10**	**8**	**37**	**19**	**0**	**0**	**0**	**0**	**125.0**	**139**	**57**	**49**	**54**	**81**	**23**	**2**	**5**	**559**	**.290**	**6**	**7**	**1**	**3**	**14**

CAREER STATISTICS // CONFERENCE GAMES

Year	ERA	W	L	App	GS	CG	SHO	CBO	SV	IP	H	R	ER	BB	SO	2B	3B	HR	BF	B/Avg	WP	HBP	BK	SFA	SHA
2014	5.14	0	2	4	2	0	0	0	0	14.0	18	8	8	3	7	2	0	0	62	.310	1	1	1	0	0
2015	9.90	0	2	7	2	0	0	0	0	10.0	19	11	11	10	6	5	2	1	56	.432	1	0	0	1	1
TOTAL	**7.12**	**0**	**4**	**11**	**4**	**0**	**0**	**0**	**0**	**24.0**	**37**	**19**	**19**	**13**	**13**	**7**	**2**	**1**	**118**	**.363**	**2**	**1**	**1**	**1**	**1**

RETURNING LETTERWINNERS

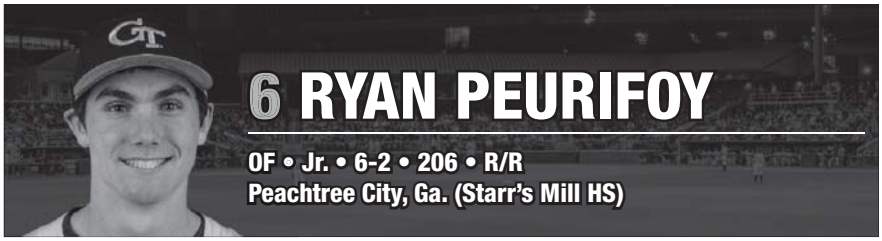

6 RYAN PEURIFOY

OF • Jr. • 6-2 • 206 • R/R
Peachtree City, Ga. (Starr's Mill HS)

CAREER HIGHS

Hits: 4, vs. Miami (May 21, 2014)
Runs: 3, vs. Miami (May 21, 2014)
RBI: 3, twice, last vs. North Carolina (Mar. 21, 2015)
Home Runs: 1, twice, last at Mercer (May 6, 2015)
Doubles: 1, 12 times
Triples: 1, 4 times
Stolen Bases: 2, vs. UNC Greensboro (Feb. 22, 2014()

HONORS & AWARDS
• 2014 NCAA Oxford All-Regional Team

SOPHOMORE YEAR // 2015
Saw action in 43 games, made 26 starts and finished as Tech's offensive leader with a career-best .324 average... Recorded five doubles, a triple and his first two career home runs... Highlighted his season with his first career walk-off hit -- an RBI single in the 10th inning as Tech rallied to beat Clemson 5-4 and clinch the series from the Tigers... Pinch ran for Daniel Gooden in the ninth inning and scored the game-tying run on Arden Pabst's three-run walk-off home run against Albany on 2/22... Record his first career multi-RBI game by bringing home two runs against Indiana State on 2/28 in the 15-2 victory... Was instrumental in the come-from-behind 6-5 victory against North Carolina with a career-high three RBI including an eighth-inning triple and scored the tying run in the eighth on Daniel Spingola's ground-rule double... Made two starts in place of Kel Johnson in the weekend series at No. 7 Louisville and delivered a season-best three hits and scored a run in the series finale on 3/29... Registered five hits in nine trips in the series victory over No. 15 Virginia -- matched a career-high Saturday with three RBI and a season-high three hits... Hit safely in all three games of the Clemson series including a two-hit performance on Saturday and the walk-off single on Sunday... Torched Presbyterian pitching going 7-for-11 with two doubles and his first career home run… Tallied four total hits in Tech's doubleheader sweep of PC on 5/2… Drilled his first career home run in a 3-for-4 performance on 5/3 giving him three straight multi-hit games... Hammered his second career home run against Mercer in Tech's 9-7 come-from-behind win on 5/6… Finished the Mercer game 2-for-5 and extended his hitting streak to seven games... Went 3-for-10 in Tech's series win over Pittsburgh.

FRESHMAN YEAR // 2014
Played 50 games as a Georgia Tech rookie and made 44 starts in the outfield... Hit .296 for the season with seven doubles, three triples and 11 RBI... Logged seven outfield assists, which ranked second on the team behind Matt Gonzalez's nine as the Yellow Jackets ranked among the national leaders in outfield assists... Was Tech's opening-day starter in right field... Had a huge series versus UNCG by starting all three games in right and going 6-for-10 with a double, triple, three RBI and two stolen bases -- that included a three-hit effort on 2/23... Ripped an RBI double to the gap in left versus Kennesaw State on 2/25 that allowed the Jackets to rally for the tie in the 11th, before falling in the 12th... Had three hits, including a double and two RBI in the Bowling Green series sweep... Recorded his first outfield assist by doubling off a runner at first base at Georgia on 3/4... Was 2-for-2 and scored in the 7-5 win over Western Carolina on 3/11... Set a career-high with a two-RBI effort versus No. 22 Miami on 3/14... Came up with a clutch, pinch-hit, game-tying single as Tech rallied from 4-0 down to beat Duke, 7-4, on 4/4 and also scored... Had a hit in Tech's 5-1 win on 4/5... Had two hits and his RBI single in the second inning gave Tech the lead in a 12-1 win over Savannah State on 4/9 -- his first career game-winning RBI... Recorded his second career triple in Tech's 4-1 win over Georgia on 4/15 also drew a bases-loaded walk in the first inning that made it 3-0... Matched his career highs of hits (three) and runs (two) in a 9-6 win over North Florida on 5/6... Doubled and recorded his fifth outfield assist (second against Georgia) at Turner Field on 5/13 by gunning Skyler Weber for the final out of the seventh inning trying to stretch a single to a double... Had one hit in each game of the USF series to extend his hitting streak to six games... Hit .353 at the ACC tournament, which included a career-best 4-for-4 effort in the win over No. 16 Miami and scored a career-best three runs versus the Hurricanes... Was named to the NCAA Oxford All-Regional Team after 4-for-9 (.444) in Tech's three games with a triple, a walk, a run and his seventh outfield assist.

BEFORE TECH
A four-year letterwinner at Starrs Mill High School under head coach Brent Moseley ... Named team Offensive MVP in 2011 and 2013 ... Graduated as the school record-holder for most career hits, career RBI, single-season hits, single-season doubles, and single-season triples.

PERSONAL
Full name is Christopher Ryan Peurifoy, but goes by Ryan ... Born March 26, 1995 in Atlanta, Ga. ... Son of George and Stacey Peurifoy ... Has two older sisters Paige and Lindey and a younger brother Drew ... Father, George, graduated from Tech in 1983 and was a member of the golf team ... Lists getting a scholarship to Georgia Tech as his most memorable athletic accomplishment ... Chose Georgia Tech because he has always been a Tech fan, his father went to Tech, and its academics. Majoring in business administration.



CAREER STATISTICS // ALL GAMES

Year	Avg	GP	GS	AB	R	H	2B	3B	HR	RBI	TB	SLG%	BB	HBP	SO	GDP	OB%	SF	SH	SB	ATT	PO	A	E	FLD%
2014	.296	50	44	142	19	42	7	3	0	11	55	.387	11	0	29	4	.340	3	10	2	4	92	7	2	.980
2015	.324	43	26	102	14	33	5	1	2	18	46	.451	11	0	22	0	.386	1	2	1	2	69	2	3	.959
TOTAL	**.307**	**93**	**70**	**244**	**33**	**75**	**12**	**4**	**2**	**29**	**101**	**.414**	**22**	**0**	**51**	**4**	**.359**	**4**	**12**	**3**	**6**	**161**	**9**	**5**	**.971**

CAREER STATISTICS // CONFERENCE GAMES

Year	Avg	GP	GS	AB	R	H	2B	3B	HR	RBI	TB	SLG%	BB	HBP	SO	GDP	OB%	SF	SH	SB	ATT	PO	A	E	FLD%
2014	.176	20	16	51	6	9	0	0	0	3	9	.176	3	0	15	2	.218	1	4	0	0	45	2	1	.979
2015	.311	23	17	61	5	19	1	1	0	10	22	.361	6	0	16	0	.373	0	2	1	2	33	1	1	.971
TOTAL	**.250**	**43**	**33**	**112**	**11**	**28**	**1**	**1**	**0**	**13**	**31**	**.277**	**9**	**0**	**31**	**2**	**.303**	**1**	**6**	**1**	**2**	**78**	**3**	**2**	**.976**

RETURNING LETTERWINNERS

20 MATT PHILLIPS

RHP • Jr. • 6-2 • 195 • R/R
Milton, Ga. (Milton HS)

CAREER HIGHS

Innings: 2.2, vs. Pitt (May 9, 2015)
Strikeouts: 3, three times, last at Georgia (Mar. 31, 2015)
Walks: 3, at Duke (Mar. 14, 2015)
Batters Faced: 12, vs. Pitt (May 9, 2015)

HONORS & AWARDS
• 2015 ACC Academic Honor Roll

SOPHOMORE YEAR // 2015
Was strong out of the bullpen for the Yellow Jackets as a sophomore... Made 16 appearances and earned his first three career wins (3-0)... Posted a 4.50 ERA in 18.0 innings... Recorded the final out of the ninth inning against Albany before Arden Pabst's three-run walk-off home run and picked up his first career win... Worked a career-long 1.2 innings and notched his second career win while allowing an earned run and striking out three against Georgia Southern on 3/10... Went a then-career-long 2.1 innings and allowed one run on two hits and struck out three against rival No. 21 Georgia to earn the win in relief... Tossed a scoreless ninth in Tech's 5-1 victory over Presbyterian on 5/2... Worked 2.0 innings allowing one run on two hits and punching out two hitters in Tech's 9-7 win over Mercer on 5/6... Tossed a career-long 2.2 innings against Pittsburgh allowing two runs on three hits and two walks on 5/9.

FRESHMAN YEAR // 2014
Made eight appearances as a rookie, all in relief... Totalled 6.2 innings on the mound... Made his collegiate debut with a 1-2-3 inning of scoreless relief versus UNCG on 2/21... Pitched a scoreless inning versus Wake Forest on 3/7... Tossed a scoreless eighth in a 13-2 win over Georgia Southern on 4/8... Struck out the side in order in the eighth in Tech's 12-1 win over Savannah State on 4/9.

BEFORE TECH
A three-year letterwinner at Milton High School under head coach Joey Ray ... Helped his team to four region championships and state championship in his senior season ... Named to the All-Region team in 2012 as a pitcher ... Recognized as an Atlanta Braves 400 Fan Club High School All-Star ... Was a four year honor roll student in high school.

PERSONAL
Full name is Matthew Anderson Phillips ... Born Dec. 23, 1994 in Atlanta, Ga. ... Son of Russell Phillips and Mary Clare ... Has two brothers John and Mark and a younger sister Elizabeth ... His great uncle, Taylor Phillips, played in the majors from 1956-63 for the Braves, Cubs, Phillies and White Sox ... Lists winning the 2013 Connie Mack World Series as his most memorable athletic accomplishment ... Majoring in business administration.

CAREER STATISTICS // ALL GAMES

Year	ERA	W	L	App	GS	CG	SHO	CBO	SV	IP	H	R	ER	BB	SO	2B	3B	HR	BF	B/Avg	WP	HBP	BK	SFA	SHA
2014	10.80	0	0	8	0	0	0	0	0	6.2	10	8	8	10	9	0	0	1	39	.345	2	0	0	0	0
2015	4.50	3	0	16	0	0	0	0	0	18.0	19	15	9	12	14	4	0	2	87	.271	3	3	0	0	2
TOTAL	**6.20**	**3**	**0**	**24**	**0**	**0**	**0**	**0**	**0**	**24.2**	**29**	**23**	**17**	**22**	**23**	**4**	**0**	**3**	**126**	**.293**	**5**	**3**	**0**	**0**	**2**

CAREER STATISTICS // CONFERENCE GAMES

Year	ERA	W	L	App	GS	CG	SHO	CBO	SV	IP	H	R	ER	BB	SO	2B	3B	HR	BF	B/Avg	WP	HBP	BK	SFA	SHA
2014	0.00	0	0	1	0	0	0	0	0	1.0	1	0	0	1	1	0	0	0	5	.250	1	0	0	0	0
2015	5.62	0	0	8	0	0	0	0	0	8.0	11	8	5	8	6	3	0	1	44	.344	2	3	0	0	1
TOTAL	**5.00**	**0**	**0**	**9**	**0**	**0**	**0**	**0**	**0**	**9.0**	**12**	**8**	**5**	**9**	**7**	**3**	**0**	**1**	**49**	**.333**	**3**	**3**	**0**	**0**	**1**

RETURNING LETTERWINNERS

36 COLE PITTS

RHP • r-Sr. • 6-5 • 237 • R/R
Moultrie, Ga. (Colquitt County)

CAREER HIGHS

Innings: 7.0, vs. Miami (May 19, 2012)
Strikeouts: 8, vs. Georgia Southern (Mar. 28, 2012)
Walks: 5, five times
Batters Faced: 28, vs. Virginia (May 25, 2012)

MLB DRAFT HISTORY
• Drafted in the 32nd Round by Cleveland in 2011 but elected to enroll at Tech.

REDSHIRT JUNIOR YEAR // 2015
Returned to the Yellow Jackets' bullpen in late February and was back in the rotation by March, less than a year removed from Tommy John Surgery that forced him to miss much of 2014... Earned a medical redshirt... Made 15 appearances, including 11 starts... Made his season debut on 2/22 versus Albany, working a spotless 1-2-3 inning of relief including two punchouts... Made his first start on 2/28 versus Indiana State and worked three innings on a predetermined pitch count... Allowed one hit, one run and two walks with three strikeouts and did not factor in the decision in the 15-2 win... Pitched 4.1 innings of a start on 3/7 versus Notre Dame, allowing just three hits and two runs (one earned) with two strikeouts but did not factor in the decision... Pitched five strong innings versus No. 18 North Carolina in the second game of a doubleheader on 3/21 -- the rubber-match of the series -- and allowed two runs (one earned) but got no support from the offense and absorbed the 5-1 loss... Pitched 4.1 innings at Virginia Tech on 4/4 with a season-high five strikeouts but did not factor as the Hokies won on a walk-off in the ninth... Worked four innings versus No. 15 Virginia on 4/11, allowing one run on six hits but earned a no-decision in the Jackets' 11-4 victory to even the series... Made his first midweek start of the year against Georgia at Turner Field on 5/12... Went a season-long 6.0 innings versus the Bulldogs, allowing four runs on seven hits while punching out three but was hung the loss in a 6-0 shutout.

JUNIOR YEAR // 2014
Suffered an injury in his start versus Wake Forest in Tech's ACC opening weekend on 3/8 and did not pitch for the remainder of the season... He was 1-0 with a 3.18 ERA in just four starts in his injury-shortened season... Went 5.0 innings versus Radford in his season debut and allowed just a run with no walks and three strikeouts, but did not factor in the decision during the Jackets' 3-1 loss... Gave the Jackets another strong start on 2/22 versus UNC Greensboro, working 5.0 shutout innings and yielding just three hits with six strikeouts and one walk but did not factor in the decision in Tech's 7-0 victory... The UNCG performance marked his second career combined shutout (Rutgers, 3/3/13)... Bounced back from a two-run first inning to keep Bowling Green scoreless over his next four innings of work and picked up his first win of the season on 3/1... Lasted only 2.0 innings versus Wake Forest on 3/8 after issuing five walks and three runs and did not factor in the decision in Tech's 12-8 loss.

SOPHOMORE YEAR // 2013
Appeared in 19 games as a sophomore and made 13 starts... Finished with a 5-3 record and 4.71 ERA in 65 innings of work... Opponents hit just .246 off the tall righty... Worked six innings and fanned seven against one walk in helping Tech complete the sweep of Akron on opening weekend... His seven Ks and six innings were each one shy of his respective career highs... Gave the Jackets another Sunday gem in the 10-1 win over St. John's on Feb. 24 by going six innings with four hits, one run and four strikeouts... Put the Jackets in position for another sweep versus Boston College on March 17, firing 6.2 innings and allowing just three singles and an unearned run... The BC win marked his sixth over his last eight starts, dating back to 2012... Allowed four runs (three earned) in 5.1 innings on March 24 at No. 5 Florida State and turned a 6-1 lead over the bullpen, but the Jackets couldn't protect the lead in the 8-6 loss... After a short outing versus Wake Forest, he made a midweek start versus Kennesaw State (working on a pitch count) and went three innings allowing four hits and one run with three strikeouts but did not factor in the decision in Tech's 9-1 win... Came up big for the Jackets on April 13 versus No. 5 Virginia in the rubber game of a crucial weekend series... He allowed just two runs on two hits in 5.1 innings versus the Cavaliers with six strikeouts as Tech won 3-2 (in a rain-shorted six-inning game)... The Virginia win was his first of the year over a Top-25 opponent... Pitched out of the bullpen over his final six appearances... Pitched 2.1 innings of relief with one hit and one unearned run versus No. 5 Virginia in the ACC Tournament on 5/23... Made a pair of scoreless relief appearances in the NCAA Nashville Regional, throwing 1.2 innings with three strikeouts versus Illinois (May 31) and 1.1 two-hit innings against No. 2 Vanderbilt (June 3).

FRESHMAN YEAR // 2012
Appeared in 19 games and his 13 starts were second-most on the team, as were his 78.0 innings... Finished the year with a 4.50 ERA and was 6-4 with one save... Was lights-out in his first collegiate action, firing 4.0 innings and getting the win in relief against Winthrop, 5-3 (2/18)... Fanned five and allowed just one run and three hits... Made his first career start versus Kennesaw State on 2/29 and recorded his second win with four scoreless innings, three hits, one walk and five strikeouts... Made his second career start at Georgia State (3/7) and took the loss after allowing five hits and two runs with five strikeouts in four innings... Struck out a career high six batters in a 3.1-inning relief appearance vs. Virginia Tech (3/17)... Posted his first career save and matched his career-long of four innings (four hits, no runs, no walks, one strikeout) at Boston College to preserve a 2-1 lead... Made his third career start versus Georgia Southern (3/28) and picked up the win by allowing three earned runs and five hits in a career-long 6.0 innings... Recorded a career-high eight strikeouts in the GSU win... Made his first career ACC start versus No. 2 Florida State on 4/8 and was tagged the loss... Gave Tech a gutsy effort in the series finale at No. 6 North Carolina, throwing five innings and limiting the Heels to just two runs -- the Jackets rallied late and clinched the series with a 4-2 win... Limited Charlotte to seven singles and one run in six innings, and turned a 2-1 lead over to bullpen in the seventh inning (Tech won 6-5 in 11 innings)... The start versus Charlotte matched his then-career long... Tossed 3.2 innings at No. 22 Virginia, allowing six hits and three runs in a no decision... On the final day of the regular season vs. No. 21 Miami, with Tech looking for the last spot in the ACC Tournament, the rookie turned in the best start of his career... He tossed a career-long seven innings of two-hit ball and allowed just one run, one walk with five strikeouts as the Jackets beat the Hurricanes, 2-1... Picked up his second consecutive win over a Top-25 team, tossing five innings with four runs allowed (two earned) in a 17-5 rout of No. 19 Virginia at the ACC Championship... Started Tech's NCAA Gainesville Regional opener versus College of Charleston and allowed three earned runs in 3.2 innings as Tech went on for the 8-4 victory.

HIGH SCHOOL
Four-year letterwinner under head coach Tony Kirkland at Colquitt County ... Played first base and hit 11 home runs as a senior and showcased a 1.82 ERA on the mound ... Owns the home run record at Colquitt County ... Named the Region 1-AAAAA Player of the Year in 2011 ... Also played two seasons of basketball and one year of football ... Participated in the Sunbelt Classic in Oklahoma and was named the 2010 MVP ... Played the summer of 2011 for the Middle Georgia Titans.

PERSONAL
Full name is Cole Garron Pitts ... Born September 3, 1992 in Thomasville, Ga. ... Son of Craig and Deborah Pitts ... Has an older brother, Chance ... Majoring in business administration ... Considering a future as a teacher and coach ... Chose Tech because of its educational opportunities, baseball program, and campus.

CAREER STATISTICS // ALL GAMES

Year	ERA	W	L	App	GS	CG	SHO	CBO	SV	IP	H	R	ER	BB	SO	2B	3B	HR	BF	B/Avg	WP	HBP	BK	SFA	SHA
2012	4.50	6	4	19	13	0	0	0	1	78.0	98	48	39	35	60	16	1	5	368	.307	4	3	1	1	10
2013	4.71	5	3	19	13	0	0	1	0	65.0	60	38	34	36	43	6	2	6	294	.246	1	6	0	4	4
2014	3.18	1	0	4	4	0	0	1	0	17.0	16	6	6	9	16	3	0	1	78	.239	0	1	0	0	1
2015	6.90	0	6	15	11	0	0	0	0	45.2	51	38	35	32	32	10	1	9	216	.291	11	4	0	4	1
TOTAL	**4.99**	**12**	**13**	**57**	**41**	**0**	**0**	**2**	**1**	**205.2**	**225**	**130**	**114**	**112**	**151**	**35**	**4**	**21**	**956**	**.280**	**16**	**14**	**1**	**9**	**16**

CAREER STATISTICS // CONFERENCE GAMES

Year	ERA	W	L	App	GS	CG	SHO	CBO	SV	IP	H	R	ER	BB	SO	2B	3B	HR	BF	B/Avg	WP	HBP	BK	SFA	SHA
2012	5.68	1	3	9	6	0	0	0	1	38.0	52	30	24	23	24	12	0	3	187	.323	1	1	1	0	2
2013	5.59	2	3	9	8	0	0	0	0	37.0	38	26	23	19	18	3	2	3	173	.262	1	5	0	2	2
2014	13.50	0	0	1	1	0	0	0	0	2.0	2	3	3	5	3	1	0	0	12	.286	0	0	0	0	0
2015	6.34	0	5	9	8	0	0	0	0	32.2	36	26	23	27	22	7	1	5	159	.286	6	2	0	3	1
TOTAL	**5.99**	**3**	**11**	**28**	**23**	**0**	**0**	**0**	**1**	**109.2**	**128**	**85**	**73**	**74**	**67**	**23**	**3**	**11**	**531**	**.292**	**8**	**8**	**1**	**5**	**5**

RETURNING LETTERWINNERS

4 ZAC RYAN

RHP • Jr. • 6-1 • 201 • R/R
Valparaiso, Ind. (Andrean HS)

CAREER HIGHS

Innings: 5.0, vs. Savannah State (Apr. 9, 2014)
Strikeouts: 7, vs. Savannah State (Apr. 9, 2014)
Walks: 3, vs. Miami (Mar. 14, 2014)
Batters Faced: 20, vs. Savannah State (Apr. 9, 2014)

HONORS & AWARDS
• 2016 Third Team Preseason All-America (Louisville Slugger)

SOPHOMORE YEAR // 2015
Enjoyed a breakout season as a sophomore, finishing with a 9-1 record and seven saves in a team-leading 28 relief appearances... Posted a 3.59 ERA in 47.2 innings with 40 strikeouts against just 15 walks... Was among the top relievers in the ACC... Was the only relief pitcher in the conference to finish with seven or more saves and eight or more wins... His nine wins were tied for second among all pitchers and his seven saves were sixth... The nine wins were the most in a season by a Jacket since Buck Farmer's nine in 2013... Earned his second career save with 2.0 shutout innings in the Fordham win on 2/14... Earned his second career win with 3.1 shutout innings and four punchouts in a 7-4 come-from-behind victory over Georgia Southern... Twirled a career-best 4.0 scoreless innings -- retiring 12 of the 13 he faced -- en route to his second win versus Ohio on 4/3... Dealt another 4.0-inning stint with a career-high five strikeouts to record a win over Kennesaw State on 3/17... Registered a perfect inning of relief against North Carolina on 3/20 to improve to 5-0... Retired Auburn in order in the ninth to lock up his fourth save in the 4-1 win on 3/24... His fifth save and fourth consecutive hitless appearance came against Georgia State on 4/1... Retired five of the six hitters he faced to close out a 4-3 win over Mercer on 4/7 and post his sixth save... Secured his seventh save (fourth multi-inning save) in the 4-3 series-clinching win on Sunday against No. 15 Virginia... Delivered lights-out relief in the series-opener against Clemson with 2.0 perfect innings en route to his sixth win as Tech rallied in the eighth for a 4-2 win... Recorded a win in the series finale versus Clemson... Worked two scoreless appearances spanning 2.2 innings against Presbyterian... Earned his ninth victory the 9-7 come-from-behind win over Mercer on 5/6.

FRESHMAN YEAR // 2014
Appeared in 16 games and made four starts for the Yellow Jackets as a rookie... Was a key part of Tech's bullpen... Posted a 4.70 ERA in 30.2 innings with 29 strikeouts against 16 walks... Finished the season with a 1-2 record and one save... Made his collegiate debut with an inning of relief versus Radford and was on the hook for the go-ahead runs in Tech's 3-1 loss on 2/15... Earned his first career start at Georgia Southern on 2/19 and went 2.2 innings but absorbed the loss in Tech's 4-3 setback... Worked 4.1 innings in his second straight midweek start versus Kennesaw State on 2/25, allowing two runs with three strikeouts and did not factor in the decision (Tech fell 5-3 in 12 innings)... Pitched 2.2 scoreless innings to close out Tech's 5-1 win over Wake Forest on 3/9 and earn his first save... Entered the Wake game with bases loaded in the seventh and got final two outs and then stranded the bases loaded in the ninth... Made his first ACC start versus No. 22 Miami on 3/14 but did not factor in the decision in Tech's 10-8 loss to open the series... Picked up his first career win with an impressive start against Savannah State, going a career-long five innings and fanning a career-best seven, allowing just four hits and one run in Tech's 12-1 win... Made a pair of scoreless relief appearances versus USF including a four-strikeout stint in 1.2 innings on 5/15... Made postseason relief appearances versus Duke (ACC Tournament) and Washington (NCAA Regional).

BEFORE TECH
A four-year letterwinner and senior captain for head coach Dave Pishkur at Andrean High School... Named Team MVP and Best Pitcher his sophomore, junior, and senior seasons...Named an Under Armour Preseason All-American in 2011 and 2012 and a Rawlings Preseason All-American in 2012... Graduated as the school record-holder in career strikeout and wins... Was part of state championship title in 2010 and advanced to the sectional round from 2011 through 2013... A member of Delta Epsilon, the German National Honor Society... Volunteered through the Christian Campus Foundation.

PERSONAL
Full name is Zachary Alexander Ryan.... Born May 28, 1994 in Merrillville, Ind. ... Son of Henry and Jill Ryan ... Has an older sister, Kelly... Starting playing baseball at age five... Chose Tech for its baseball program, academics, and coaching staff... Majoring in business administration.

CAREER STATISTICS // ALL GAMES

Year	ERA	W	L	App	GS	CG	SHO	CBO	SV	IP	H	R	ER	BB	SO	2B	3B	HR	BF	B/Avg	WP	HBP	BK	SFA	SHA
2014	4.70	1	2	16	4	0	0	0	1	30.2	36	21	16	16	29	6	0	2	141	.300	6	1	1	2	2
2015	3.59	9	1	28	0	0	0	2	7	47.2	43	22	19	15	40	6	0	4	197	.250	2	5	0	0	5
TOTAL	**4.02**	**10**	**3**	**44**	**4**	**0**	**0**	**2**	**8**	**78.1**	**79**	**43**	**35**	**31**	**69**	**12**	**0**	**6**	**338**	**.271**	**8**	**6**	**1**	**2**	**7**

CAREER STATISTICS // CONFERENCE GAMES

Year	ERA	W	L	App	GS	CG	SHO	CBO	SV	IP	H	R	ER	BB	SO	2B	3B	HR	BF	B/Avg	WP	HBP	BK	SFA	SHA
2014	5.59	0	0	6	1	0	0	0	1	9.2	11	9	6	10	7	1	0	1	48	.306	2	0	1	1	1
2015	4.87	4	1	13	0	0	0	1	2	20.1	20	13	11	9	13	2	0	3	88	.270	1	2	0	0	3
TOTAL	**5.10**	**4**	**1**	**19**	**1**	**0**	**0**	**1**	**3**	**30.0**	**31**	**22**	**17**	**19**	**20**	**3**	**0**	**4**	**136**	**.282**	**3**	**2**	**1**	**1**	**4**

RETURNING LETTERWINNERS

31 TANNER SHELTON

LHP • Jr. • 6-2 • 235 • L/L
Woodstock, Ga. (Etowah HS)

CAREER HIGHS

Innings: 5.0, at Kennesaw State (Mar. 18, 2014)
Strikeouts: 4, vs. FIU (Feb. 21, 2015)
Walks: 4, at Kennesaw State (Mar. 18, 2014)
Batters Faced: 19, at Kennesaw State (Mar. 18, 2014)

SOPHOMORE YEAR // 2015
Made a career-high 22 relief appearances, which were the third-most on the team behind Zac Ryan and Matthew Gorst... Posted a 1-1 record and a 7.71 ERA... Pitched shut-out ball in nine of 10 appearances over the middle two months of the season... Set down the first five men he faced, three via strikeout, in a relief stint at Georgia Southern on 2/17... Settled in for 2.1 scoreless innings of relief against Florida International on 2/21 in which he allowed three hits, struck out four batters and picked up first career win after Tech's eight-run ninth inning rally... Tossed a combined 1.1 scoreless innings with two strikeouts in two appearances at No. 7 Louisville... Registered his fourth consecutive scoreless appearance in a season-long 2.2 innings during a win at No. 21 Georgia on 3/31... Worked a perfect inning of relief on 11 pitches against Kennesaw State on 4/21 including two strikeouts... Set down Presbyterian in order on just nine pitches in the ninth inning of the series-sweeping 10-2 win on 5/3.

FRESHMAN YEAR // 2014
Appeared in 15 games and made a pair of midweek starts for the Yellow Jackets in his rookie campaign... Finished the year with a 5.74 ERA and 0-1 record... Fanned 14 batters in 15.2 innings... Made his college debut versus VCU on 2/16 with an inning of scoreless relief... Pitched a scoreless inning of relief in Tech's 7-0 win over UNCG on 2/22... Worked a career-long three scoreless innings versus Kennesaw State on 2/25... Was on the hook for the loss at Georgia on 3/4 as he was charged the unearned run in the Bulldogs' 1-0 walk-off win... Made his first career start versus Western Carolina on 3/11 but did not factor in the decision in Tech's 7-5 win... Made his second midweek start at Kennesaw State on 3/18 and tossed a career-long 5.0 innings, allowing just two hits and one unearned run with two strikeouts... Handed a 5-1 lead over the bullpen before KSU tied the game... Tech won 8-7 thanks to a ninth-inning run... Tossed a 1-2-3 seventh inning to hold the lead versus Georgia on 4/15 in Tech's 4-1 win.

BEFORE TECH
A four-year baseball letterwinner at Etowah High School in Woodstock, Ga. for coach Greg Robinson ... Helped team win region championship in 2010 ... Named to the All-Region and All-State teams in 2013 as a pitcher.

PERSONAL
Full name is Greggory Tanner Shelton, but goes by Tanner ... Born December 10, 1994 in Kennesaw, Ga. ... Son of Gregg and Heather Shelton ... Has a younger sister Paige and a younger brother Chandler ... Lists winning the 2013 Connie Mack World Series as his most memorable athletic accomplishment ... Chose Georgia Tech for the baseball program, the excellence of education, and because it is in Atlanta ... Majoring in business administration.

CAREER STATISTICS // ALL GAMES

Year	ERA	W	L	App	GS	CG	SHO	CBO	SV	IP	H	R	ER	BB	SO	2B	3B	HR	BF	B/Avg	WP	HBP	BK	SFA	SHA
2014	5.74	0	1	15	2	0	0	1	0	15.2	18	15	10	13	14	4	0	1	78	.295	1	2	1	1	1
2015	7.71	1	1	22	0	0	0	0	0	16.1	23	15	14	17	20	3	1	1	89	.319	4	0	0	0	0
TOTAL	**6.75**	**1**	**2**	**37**	**2**	**0**	**0**	**1**	**0**	**32.0**	**41**	**30**	**24**	**30**	**34**	**7**	**1**	**2**	**167**	**.308**	**5**	**2**	**1**	**1**	**1**

CAREER STATISTICS // CONFERENCE GAMES

Year	ERA	W	L	App	GS	CG	SHO	CBO	SV	IP	H	R	ER	BB	SO	2B	3B	HR	BF	B/Avg	WP	HBP	BK	SFA	SHA
2014	18.00	0	0	5	0	0	0	0	0	2.0	7	4	4	2	4	1	0	0	16	.538	1	1	0	0	0
2015	15.75	0	1	11	0	0	0	0	0	4.0	9	8	7	9	4	2	0	1	31	.409	2	0	0	0	0
TOTAL	**16.50**	**0**	**1**	**16**	**0**	**0**	**0**	**0**	**0**	**6.0**	**16**	**12**	**11**	**11**	**8**	**3**	**0**	**1**	**47**	**.457**	**3**	**1**	**0**	**0**	**0**

RETURNING LETTERWINNERS

24 JOE WISEMAN

RHP • Sr. • 6-4 • 249 • R/R
Roswell, Ga. (Pope HS)

CAREER HIGHS
Innings: 4.0, at Miami (May 17, 2013)
Strikeouts: 3, at Miami (May 17, 2013)
Walks: 3, at Vanderbilt (June 3, 2013)
Batters Faced: 19, at Miami (May 17, 2013)

HONORS & AWARDS
• 2015 ACC Academic Honor Roll

JUNIOR YEAR // 2015
Made eight appearances, pitching 7.2 innings of relief as a junior... Five of his eight relief stints were scoreless... Pitched a scoreless inning of relief in his season debut on 2/14 vs. Fordham... Tossed a scoreless ninth to close out a win over Georgia Southern on 3/10... Worked the final two innings of the 13-6 victory over Georgia on 3/31, surrendering one hit and one walk while striking out two... Made multiple appearances in the series at Virginia Tech -- Worked a scoreless ninth in the 11-5 series-opening win and allowed a run for the first time since his freshman year in an inning of relief in Game 2... Threw a scoreless inning, allowing one hit and issuing two walks in relief of his younger brother, Patrick, against Virginia on 4/10.

SOPHOMORE YEAR // 2014
Made four scoreless relief appearances for the Yellow Jackets in his sophomore season... The sidearmer finished the year with four strikeouts in 3.1 innings of shutout relief... Made his season debut versus Wake Forest on 3/7... Pitched 1.1 innings versus WCU on 3/11 but did not factor in the decision in Tech's 7-5 win... Registered an inning of scoreless relief with two strikeouts versus Savannah State on 4/9.

FRESHMAN YEAR // 2013
Was impressive out of the bullpen as a rookie for the Yellow Jackets... Made 16 relief appearances and was not scored on in 11 of his outings... Finished the season with a 2.93 ERA and no decisions... Made his college debut with a hitless ninth inning to close out the 13-1 win over Rutgers on March 1... Worked a perfect ninth inning as Tech completed the sweep of Boston College with a 9-1 win on March 17... Logged a career-best 1.2 innings of scoreless, hitless relief at No. 5 Florida State on March 22... Pitched 1.1 innings of one-hit, scoreless relief versus No. 17 NC State on April 20... Worked a career-long 4.0 shutout innings at Miami on May 17, with a career-high three strikeouts.

BEFORE TECH
A three-year baseball letterwinner and two-time captain under head coach Jeff Rowland at Pope High School ...Was a pitcher and first baseman during four-year career at Pope... A member of the 2011 Region Championship team ... Was named Region 5AAAAA Pitcher of the Year in 2012.

PERSONAL
Full name is Joseph David Wiseman... Born Sept. 21, 1993 in Raleigh, N.C. ... Son of Joe and Christie Wiseman... Is the oldest of three children (brother Patrick and sister Caroline)...Served on the Board of the National Honor Society at Pope High School... Lists making back to back quarterfinal appearances in the GHSA Baseball State Tournament as his most memorable athletic accomplishment ... Chose Georgia Tech for its great education, prestigious baseball program, and its proximity to home ... Majoring in business administration.

CAREER STATISTICS // ALL GAMES

Year	ERA	W	L	App	GS	CG	SHO	CBO	SV	IP	H	R	ER	BB	SO	2B	3B	HR	BF	B/Avg	WP	HBP	BK	SFA	SHA
2013	2.93	0	0	16	0	0	0	0	0	15.1	18	11	5	9	6	3	0	2	72	.321	0	2	1	1	4
2014	0.00	0	0	4	0	0	0	0	0	3.1	3	0	0	1	4	0	0	0	17	.273	1	5	0	0	0
2015	9.39	0	0	8	0	0	0	0	0	7.2	14	8	8	6	4	1	0	0	43	.424	2	4	0	0	0
TOTAL	**4.44**	**0**	**0**	**28**	**0**	**0**	**0**	**0**	**0**	**26.1**	**35**	**19**	**13**	**16**	**14**	**4**	**0**	**2**	**132**	**.350**	**3**	**11**	**1**	**1**	**4**

CAREER STATISTICS // CONFERENCE GAMES

Year	ERA	W	L	App	GS	CG	SHO	CBO	SV	IP	H	R	ER	BB	SO	2B	3B	HR	BF	B/Avg	WP	HBP	BK	SFA	SHA
2013	0.00	0	0	10	0	0	0	0	0	10.2	8	3	0	5	5	1	0	0	44	.216	0	2	0	0	0
2014	0.00	0	0	2	0	0	0	0	0	1.0	1	0	0	0	1	0	0	0	5	.333	0	2	0	0	0
2015	19.64	0	0	5	0	0	0	0	0	3.2	11	8	8	5	2	0	0	0	27	.550	2	2	0	0	0
TOTAL	**4.70**	**0**	**0**	**17**	**0**	**0**	**0**	**0**	**0**	**15.1**	**20**	**11**	**8**	**10**	**8**	**1**	**0**	**0**	**76**	**.333**	**2**	**6**	**0**	**0**	**0**

RETURNING LETTERWINNERS

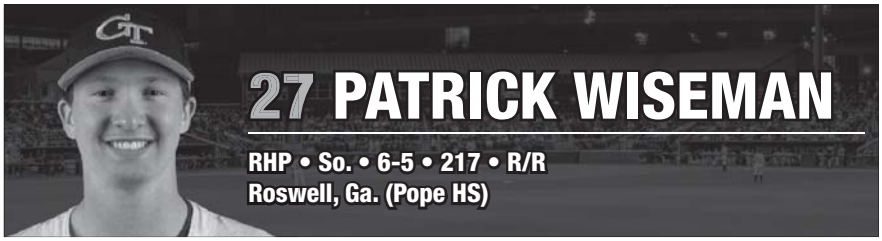

27 PATRICK WISEMAN

RHP • So. • 6-5 • 217 • R/R
Roswell, Ga. (Pope HS)

CAREER HIGHS

Innings: 1.1, twice, last at Miami (May 15, 2015)
Strikeouts: 2, vs. Georgia Southern (Mar. 10, 2015)
Walks: 2, at Miami (May 15, 2015)
Batters Faced: 8, at Miami (May 15, 2015)

HONORS & AWARDS
• 2015 ACC Academic Honor Roll

FRESHMAN YEAR // 2015
Made eight appearances as a rookie and pitched to a 5.87 ERA in 7.2 innings... Made his collegiate debut with a scoreless inning versus St. John's on Opening Day... Pitched two outs of a scoreless ninth before being lifted for Matt Phillips in Tech's 9-8 victory over Albany on 2/22... Worked one inning of relief and yielded one unearned run on one hit with two strikeouts in a win over Georgia Southern on 3/10... Tossed a career-high 1.1 hitless innings against No. 18 North Carolina in Tech's come-from-behind 6-5 win on 3/21... Matched his career-high of 1.1 innings at No. 8 Miami on 5/15, also holding the Hurricanes scoreless.

BEFORE TECH
A three-year letterwinner at Pope High School under head coach Jeff Rowland... Led team to the 2013 AAAAA State Championship and back-to-back region championships... Named the 2013 Region 7-AAAAA Pitcher of the Year... A two-time all-region selection at first base... Holds school record for most wins in a single season (11) and ranks in the top three in career wins, single season strikeouts, career strikeouts and career RBI... Served as a captain for two seasons in high school... Played two years of high school basketball... Served as a member of the student government and FCA organizations in high school.

PERSONAL
Full name is Patrick Nolan Wiseman... Born May 1, 1996 in Raleigh, N.C.... Son of Joe and Christie Wiseman... Has an older brother Joe and younger sister Caroline... Older brother, Joe, currently pitches for Georgia Tech and plans to graduate in 2016... Enjoys fishing, golfing and playing basketball... Majoring in business administration.

CAREER STATISTICS // ALL GAMES

Year	ERA	W	L	App	GS	CG	SHO	CBO	SV	IP	H	R	ER	BB	SO	2B	3B	HR	BF	B/Avg	WP	HBP	BK	SFA	SHA
2015	5.87	0	0	8	0	0	0	0	0	7.2	12	6	5	5	5	4	0	1	42	.343	2	1	0	0	1
TOTAL	**5.87**	**0**	**0**	**8**	**0**	**0**	**0**	**0**	**0**	**7.2**	**12**	**6**	**5**	**5**	**5**	**4**	**0**	**1**	**42**	**.343**	**2**	**1**	**0**	**0**	**1**

CAREER STATISTICS // CONFERENCE GAMES

Year	ERA	W	L	App	GS	CG	SHO	CBO	SV	IP	H	R	ER	BB	SO	2B	3B	HR	BF	B/Avg	WP	HBP	BK	SFA	SHA
2015	6.75	0	0	4	0	0	0	0	0	4.0	5	3	3	3	2	1	0	1	22	.294	1	1	0	0	1
TOTAL	**6.75**	**0**	**0**	**4**	**0**	**0**	**0**	**0**	**0**	**4.0**	**5**	**3**	**3**	**3**	**2**	**1**	**0**	**1**	**22**	**.294**	**1**	**1**	**0**	**0**	**1**

RETURNING LETTERWINNERS

2 GRANT WRUBLE

C/OF • Sr. • 6-1 • 190 • R/R
Johns Creek, Ga. (Chattahoochee HS)

CAREER HIGHS

Hits: 2, twice, last vs. Presbyterian (May 2, 2015)
Runs: 1, 13 times
RBI: 2, at Georgia State (Apr. 1, 2015)
Home Runs: --
Doubles: 1, vs. Wake Forest (Mar. 8, 2014)
Triples: --
Stolen Bases: 1, three times, last vs. VT (May 4, 2014)

HONORS & AWARDS
- 2013 ACC Academic Honor Roll
- 2014 ACC Academic Honor Roll
- 2015 ACC Academic Honor Roll

JUNIOR YEAR // 2015
Appeared in a career-high 24 games and made four starts for the Yellow Jackets as a junior... Made two starts at designated hitter, one in right field and one in left... Finished the year with seven hits, scored nine times and drove in four runs... Drew a walk and scored in a pinch-hit appearance on Opening Day against St. John's... Posted his first career multi-hit performance going 2-for-2 with a pair of singles and a run in the six-run eighth inning en route to a 15-2 win over Indiana State on 2/28... Singled and scored in the 22-6 victory over Georgia Southern on 3/10... Coaxed a clutch, lead-off walk and scored the go-ahead run in the 11th inning of the 7-6 win over Kennesaw State on 3/17 -- his first career game-winning run... Made his first start of the season at No. 7 Louisville on 3/28 in left field and walked and scored... Started again against Georgia State as the DH on 4/1 and drove in two runs in his first career multi-RBI performance and his first career game-winning RBI... Filled in for an injured Arden Pabst on Sunday against No. 15 Virginia batting in the DH spot -- drew a lead-off walk in the fifth and scored to give Tech a 4-0 lead in the Jackets' 4-3 victory... Provided a pinch-hit ninth-inning single on Friday against UVa... Came through off the bench with a 2-for-3 effort and a run in an 11-9 comeback win over Presbyterian.

SOPHOMORE YEAR // 2014
Appeared in 16 games and made four starts for the Yellow Jackets... Saw action both in the outfield and behind the plate... Recorded five hits with a double, a walk and swiped a pair of bases... Earned his first career start versus VCU on 2/16 and went 1-for-2... Started at designated hitter versus UNCG on 2/23 and singled, stole his first career base and scored... Was the starting DH again versus Wake on 3/8 and delivered his first career double... Entered the Virginia Tech game on 4/4 as a pinch-hitter and finished 1-for-3 with a run and his second career stolen base.

FRESHMAN YEAR // 2013
Appeared in 11 games as a freshman... Was 1-for-4 with two RBI, a run and a walk... Earned his first collegiate at bat versus St. John's on Feb. 24... Registered his first career RBI with a sacrifice fly versus Rutgers on March 2... Walked and scored his first career run in the win over Savannah State on April 16... His first career hit was an RBI single during Tech's ninth-inning rally at Miami on May 17 -- the Jackets scored four times but fell 11-7.

BEFORE TECH
A four-year baseball letterwinner at Chattahoochee HS under head coach Tim Lemons ... Played catcher exclusively during his four year career ... Was named All-Region (2010-2012 seasons) ... Led team in every batting statistic during his senior year and led team in RBI in his last three years... Graduated Summa Cum Laude and was listed on the Honor Roll every semester in high school.

PERSONAL
Full name is Grant Timothy Wruble ... Born Oct. 15, 1993 in Cincinnati, Ohio ... Son of Tim and Roxann Wruble... Has one younger sister, Claire Wruble... Chose Georgia Tech because of Georgia Tech's prestigious degree, always wanted to play in the ACC, and is a lifelong Georgia Tech fan... Majoring in business administration.



CAREER STATISTICS // ALL GAMES

Year	Avg	GP	GS	AB	R	H	2B	3B	HR	RBI	TB	SLG%	BB	HBP	SO	GDP	OB%	SF	SH	SB	ATT	PO	A	E	FLD%
2013	.250	11	0	4	1	1	0	0	0	2	1	.250	1	0	1	0	.333	1	0	0	0	12	0	0	1.000
2014	.172	16	4	29	3	5	1	0	0	0	6	.207	1	0	7	2	.200	0	0	2	2	10	1	1	.917
2015	.194	24	4	36	9	7	0	0	0	4	7	.194	5	0	13	2	.293	0	0	1	1	23	0	1	.958
TOTAL	**.188**	**51**	**8**	**69**	**13**	**13**	**1**	**0**	**0**	**6**	**14**	**.203**	**7**	**0**	**21**	**4**	**.260**	**1**	**0**	**3**	**3**	**45**	**1**	**2**	**.958**

CAREER STATISTICS // CONFERENCE GAMES

Year	Avg	GP	GS	AB	R	H	2B	3B	HR	RBI	TB	SLG%	BB	HBP	SO	GDP	OB%	SF	SH	SB	ATT	PO	A	E	FLD%
2013	1.000	2	0	1	0	1	0	0	0	1	1	1.000	0	0	0	0	1.000	0	0	0	0	1	0	0	1.000
2014	.125	8	2	16	2	2	1	0	0	0	3	.188	1	0	5	1	.176	0	0	1	1	1	0	0	1.000
2015	.100	13	3	20	3	2	0	0	0	2	2	.100	2	0	8	2	.182	0	0	0	0	10	0	1	.909
TOTAL	**.135**	**23**	**5**	**37**	**5**	**5**	**1**	**0**	**0**	**3**	**6**	**.162**	**3**	**0**	**13**	**3**	**.200**	**0**	**0**	**1**	**1**	**12**	**0**	**1**	**.923**

RETURNING PLAYERS

16 COLEMAN POJE

OF • r-Jr. • 6-1 • 212 • R/R
Atlanta, Ga. (Westminster School)

HONORS & AWARDS
• 2015 ACC Academic Honor Roll

2015 // AT GEORGIA TECH
Redshirted the 2015 season after transferring from Air Force.

2013 & 2014 // AT AIR FORCE
Made 31 starts at the Air Force Academy over two seasons... Totaled a .218 batting average with two home runs and 11 RBI... Twice earned Academic All-Conference honors as a civil engineer.

BEFORE TECH
A four-year letterwinner spanning two seasons at Westminster under coach Russell Wrenn and two seasons at Fellowship Christian School under coach Brad Pager... Earned varsity baseball Coach's Award in both junior and senior seasons... Earned first team all-region honors at quarterback as a sophomore... Also played high school basketball.

PERSONAL
Full name is Coleman Richard Poje... Born Feb. 24, 1994 in Augusta, Ga.... Son of Chris and Stephanie Poje... Has an older brother Brandon and a younger brother Mason... Cousin Michael Cheever played center for Georgia Tech from 1991-1995 and three seasons in the NFL with the Jacksonville Jaguars... Father Chris (Class of 1988), Mother Stephanie (Class of 1990) and grandfather Ben Turnipseed each graduated from Georgia Tech... Recognized as a member of the National Honor Society and a recipient of the Dean's Award... Majoring in industrial engineering.

30 BEN SCHNIEDERJANS

RHP • 6-2 • 185 • R/R
Powder Springs, Ga. (Harrison HS)



Will miss the 2016 season as he recovers from off-season surgery.

SOPHOMORE YEAR // 2015
Had his season ended prematurely due to an arm injury... Had appeared in four games and made two starts before being shut down in early March... Was 0-1 with a 6.75 ERA in his 13.1 innings of work... Made his season debut on Opening Day with a career-long relief stint of three shutout innings in the 17-3 win over St. John's... Surpassed that his career-long in innings, tossing 4.0 innings with a career-high four strikeouts in his first career start at Georgia Southern on 2/17... Made his second start at Auburn on 2/24 and absorbed a loss... Pitched 2.1 innings versus Ohio on 3/3 in his final appearance of the season.

FRESHMAN YEAR // 2014
Joined the Yellow Jackets as a walk-on and emerged as a key contributor to Georgia Tech's bullpen... Pitched in 13 games and finished the year with a 5.40 ERA... Seven of his 13 appearances were scoreless outings... Made his college debut by retiring the ninth in order in Tech's 7-3 win over UNCG on 2/21... Worked one inning of scoreless relief during Tech's 8-2 win over Bowling Green on 3/1... Pitched a scoreless ninth to close out Georgia Southern on 4/8... Recorded a career-high two strikeouts to close out Savannah State on 4/9... Struck out the side in a 1-2-3 ninth on 4/12 to close out a 12-4 win over No. 1 Florida State... Surrendered his first earned run of the year to Georgia on 4/15... Worked a career-long 2.2 scoreless innings of relief at NC State on 4/27, retiring eight of the nine hitters he faced and yielding just one infield single with two strikeouts... Matched his career-high with a 2.2 scoreless-inning stint against Virginia Tech on 5/4.

BEFORE TECH
A two-year letterwinner for head coach Merle Elkins at Harrison High School ... An All-District pitcher his junior and senior seasons ... Pitched a no-hitter in summer baseball his junior year ... Chose Tech for its baseball program, academics, and location.

PERSONAL
Full name is Benjamin Joseph Schniederjans ... Born April 18, 1995 in Atlanta ... Son of Oliver and Linda Schniederjans .... Has an older brother Ollie, who played golf at Tech and is now on the Web.com Tour, and younger brother, Luke ... Majoring in business administration.

ROOKIE BIOS

9 JOEY BART

C • Fr. • 6-2 • 214 • R/R
Buford, Ga. (Buford HS)

MLB DRAFT
Drafted in the 27th round by the Tampa Bay Rays (808th overall) in 2015 but chose to attend Tech.

BEFORE TECH
A four-year letterwinner at Buford High School under head coach Tony Wolfe… Batted .437 with 35 RBI his senior year… Buford's all-time leader for hits, RBI and runs scored… Received first-team GHSA AAA All-State honors from 2013-2015… Named to the Louisville Slugger All-American First Team in 2015… Named to the 2014-2015 All-USA Georgia Baseball Team by USA Today High School Sports.

PERSONAL
Full name is Joseph Andrew Bart… Born Dec. 15, 1996 in Buford, Ga… Son of Thomas and Karen Bart… Father played baseball at the University of Miami and Penn State University. Has two older brothers, Danny and Mikey… Mikey is currently a starting defensive end at the University of North Carolina… Chose to attend Tech because of familiarity with coaching staff, proximity to home, academics, and desire to compete in the ACC... Majoring in business administration.

29 BAILEY COMBS

RHP • Fr. • 5-11 • 191 • R/R
Smyrna, Ga. (Whitfield Academy)

BEFORE TECH
A four-year letterwinner at Whitefield Academy under head coach Michael Bailey… In his senior season, led his team to a 23-6 record and batted .312 with seven home runs… Hit over .300 all four seasons of high school and maintained a 3.20 ERA on the mound… Earned second-team 6-A All-Region honors in 2015… Listed on Whitefield's honor roll all four years and a member of the National Honor Society.

PERSONAL
Full name is Christopher Bailey Combs… Born December 9, 1996 in Atlanta, Ga…. Son of Mark and Darlene Combs… Has one brother, Griffin… Chose Tech because of academic reputation, baseball program and proximity to home… Majoring in business administration.

40 MICAH CARPENTER

RHP • Fr. • 5-11 • 174 • R/R
Jefferson, Ga. (Jefferson HS)

BEFORE TECH
A four-year letterwinner at Jefferson High School under head coach Tommy Knight… Led his team to a 28-8 record and the 2015 GHSA 8-AAA state title game his senior year, posting a 1.52 ERA with 78 strikeouts… Received first-team All-Region 8-AAA honors and named 2015 Co-Baseball Player of the Year by the Athens Banner-Herald… The starting cornerback on Jefferson's 2012 state championship football team.

PERSONAL
Full name is Justin Micah Carpenter… Born August 2, 1996 in Hull, Ga… Son of Jim and Lisa Carpenter… Has two siblings, MacLean and Mackenzie… Chose to attend Tech because of the great education, baseball program and proximity to home... Majoring in business administration.

41 BURTON DULANEY

RHP • Fr. • 6-0 • 179 • R/R
Rome, Ga. (Darlington HS)

BEFORE TECH
A four-year letterwinner at Darlington School under head coach Kent Harrison… Led his team to the 2015 GHSA AA state championship game while batting .378 with eight home runs and posting a 2.62 ERA… Named first-team all-region and first-team all-area in each of his four seasons by the Rome News-Tribune.

PERSONAL
Full name is Burton Smith Dulaney… Born July 25, 1996 in Rome, Ga… Son of Barry and Allyson Dulaney… Has a younger brother, Harlan… Uncle Brian played football at Auburn… Chose to attend Tech because of the academics, baseball program and proximity to home... Majoring in business administration.

ROOKIE BIOS

11 TRISTIN ENGLISH

RHP/DH • Fr. • 6-2 • 200 • R/R
Williamson, Ga. (Pike County HS)

MLB DRAFT
Drafted in the 39th round by the Cleveland Indians (1174th overall) in 2015 but chose to attend Tech.

BEFORE TECH
A four-year letter winner at Pike County High School under head coach Don Hanson… Led his team to back-to-back region championships in 2013 and 2014… Posted a 1.09 ERA and recorded 57 strikeouts over 32 innings his senior season… Named 2015 GHSA Region 4-AAAA MVP after batting .632 with 45 RBI… Named first-team Preseason All-American by Perfect Game USA in 2015.

PERSONAL
Full name is Tristin Hall English… Born May 14, 1997 in Stockbridge, Ga. ... Son of Justin and Stacey English… Has a younger sister, Makenzie… Lists participating in the 2014 Perfect Game All- American Classic at Petco Park as his favorite baseball memory… Majoring in business administration.

32 WILL GALLOWAY

C • Fr. • 6-1 • 197 • R/R
Marietta, Ga. (Blessed Trinity HS)

BEFORE TECH
A two-year letterwinner at Blessed Trinity under head coach Andy Harlin… Helped his team claim back-to-back GHSA AAA state titles in 2014 and 2015… His senior year, batted .405 with eight home runs and 40 RBI… Named first-team All-Region by the Georgia Dugout Club… A two-year letterwinner as a quarterback and safety on the football team under head coach Tim McFarlin… Listed on Blessed Trinity's honor roll all four years of high school and a member of the National Honor Society.

PERSONAL
Full name is William Edward Galloway… Born February 7, 1997 in Marietta, Ga. ... Son of Scott and Debbie Galloway… Has an older sister, Emily… Chose Tech because of academic prestige, baseball program and proximity to home… Majoring in chemical engineering.

35 BOBBY GAUVREAU

RHP • Fr. • 5-10 • 200 • R/R
Marietta, Ga. (Sprayberry HS)

BEFORE TECH
A four-year letterwinner at Sprayberry High School under head coach Phil Henderson… Helped his team claim the 2014 GHSA AAAAA 7-A Region Championship with a 7-1 record on the mound and a 0.77 ERA… Received all-region and all-county honors in 2014… A two-year letterwinner as a quarterback and safety on the football team under head coach Billy Shackelford… Made Sprayberry's honor roll all four years of high school.

PERSONAL
Full name is Robert Joseph Gauvreau… Born December 20, 1996 in Marietta, Ga. ... Son of Mike and Kristen Gauvreau… Has two siblings, Brett and Jenna… Chose Tech because of academic reputation and baseball program… Majoring in business administration.

37 KEYTON GIBSON

RHP • Fr. • 6-2 • 209 • R/R
Buford, Ga. (Buford HS)

BEFORE TECH
A four-year letterwinner at Buford High School under head coach Tony Wolfe… Posted an 8-1 record on the mound with 78 strikeouts and a 0.55 ERA to help his team claim the 2015 GHSA AA State title… Named to the Louisville Slugger All-American Second Team in 2015… Named to the 2015 Connie Mack World Series All-Tournament team… A three-year letterwinner as a power forward on Buford's basketball team under head coach Allen Whitehart…Member of the honor roll all four years at Buford.

PERSONAL
Full name is Keyton Burnette Gibson… Born July 18,1996 in Lawrenceville, Ga. ... Son of Ken and Kim Gibson … Has five siblings, Kyle, Kelly, Kayne, Abby and Triston … Cousin Chase Burnette played at Tech from 2008-2010 … Majoring in business administration.

ROOKIE BIOS

1 CARTER HALL

MIF • Fr. • 6-0 • 175 • R/R
Alpharetta, Ga. (Wesleyan School)

MLB DRAFT
Drafted in the 34th round by the Atlanta Braves (1020th overall) in 2015 but chose to attend Tech.

BEFORE TECH
A four-year letterwinner at the Wesleyan School under head coach Brian Krehmeyer… Helped Wesleyan claim a state title after he went 3-for-4 with two home runs, a double and four RBI in the decisive game of the 2015 GHSA AA State Championship… Batted .360 over his high school career with 68 RBI, 42 stolen bases and a school record six triples… Listed as a 2015 NCSAA All-Amercian… A two-year letter winner as a point guard on the basketball team under head coach Ryan Hodges… A member of the dean's list every semester of high school.

PERSONAL
Full name is Carter Daniel Hall… Born Sept. 9, 1996 in Alpharetta, Ga. ... Son of Danny and Kara Hall… Has a younger brother, Colin… Chose to attend Tech because of elite baseball program, strong academics and opportunity to play for his dad... Majoring in business administration.

8 JONATHAN HUGHES

RHP • Fr. • 6-2 • 186 • R/R
Flowery Branch, Ga. (Flowery Branch HS)

MLB DRAFT
Drafted in the second round by the Baltimore Orioles (68th overall) in 2015 but chose to attend Tech.

BEFORE TECH
A four-year letterwinner at Flowery Branch High School under head coach Scott Myers… Maintained a 1.37 ERA and tossed 222 strikeouts over the course of his high school career… Named a third-team All-American by Perfect Game and also listed as first-team Southeast All-Region by PG in 2015… A one-year letterwinner as a forward on the basketball team under head coach David Sokol.

PERSONAL
Full name is Jonathan Cory Hughes… Born January 8, 1997 in Decatur, Ga. ... Son of Danny and Deanna Hughes… Has two sisters, Amber and Kaitlyn… Chose Tech because of academics, baseball program and proximity to home… Majoring in business administration.

42 JAKE LEE

RHP • Fr. • 5-11 • 170 • R/R
Brooks, Ga. (Whitewater HS)

BEFORE TECH
A four-year letterwinner at Whitewater High School under head coach Rusty Bennett… Helped his team claim back-to-back region titles in 2014 and 2015… His senior season, posted an 11-2 record on the mound with 102 strikeouts and a 0.81 ERA… Named GHSA AAAA Co-State Pitcher of the Year and Region 5-AAAA Pitcher of the Year in 2015.

PERSONAL
Full name is James Edward Lee… Born May 8, 1997 in Fayetteville, Ga. ... Son of James and Debbie Lee… Chose Tech because of baseball program, academics and proximity to home… Majoring in business administration.

21 BRANDT STALLINGS

OF • Fr. • 6-4 • 217 • R/R
Buford, Ga. (Kings Ridge Christian HS)

BEFORE TECH
A four-year letter winner at King's Ridge Christian School under head coach Dallas McPherson… Smashed 11 home runs his junior season and set a school record with 23 total home runs over the course of his career… Named to the Louisville Slugger High School All-American First Team in 2015… Participated in the 2014 Perfect Game All-American Classic… Lists winning the 2014 Perfect Game Home Run Challenge at Petco Park as his favorite baseball memory.

PERSONAL
Full name is Brandt Dalton Stallings… Born Sept. 5, 1996 in Dallas, Texas… Son of Ken and Contessa Stallings… Has a younger sister, Carissa… Majoring in business administration.

ROOKIE BIOS

13 JACKSON WEBB

IF • Fr. • 5-11 • 160 • S/R
Roswell, Ga. (Johnson Ferry Christian HS)

MLB DRAFT
Drafted in the 37th round by the Atlanta Braves (1110th overall) in 2015 but chose to attend Tech.

BEFORE TECH
Attended Fellowship Christian School for two years before transferring to homeschool program at Johnson Ferry Christian Academy… Batted .511 with 32 RBI and 43 stolen bases during his senior season… Lists receiving MVP honors at the 2014 7U Perfect Game-East Cobb Invitational and winning the Connie Mac World Series as his favorite baseball memories… Chose to attend Tech because of academics, outstanding baseball program and proximity to home.

PERSONAL
Full name is Thomas Jackson Webb… Born Feb. 27, 1997 in Roswell, Ga. ... Son of Thomas and Lisa Webb… Has one sibling, Ashley… Has two uncles, Wayne and Don, that played baseball and football at West Virginia University… Majoring in business administration.

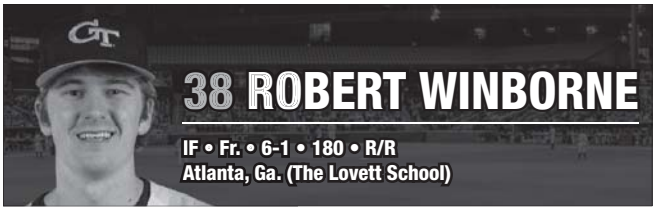

38 ROBERT WINBORNE

IF • Fr. • 6-1 • 180 • R/R
Atlanta, Ga. (The Lovett School)

BEFORE TECH
A four-year letterwinner at The Lovett School under head coach Lance Oubs… Started in the middle infield for the final three years… Posted a career .280 batting average... Served as his team's closer as a senior and recorded a 2.30 ERA in 30.0 career innings… Helped team to the AA State Championship as a sophomore.

PERSONAL
Full name is Robert Spalding Winborne… Born January 25, 1997 in Atlanta, Ga. ... Son of Robert Sr. and Lauren Winborne… Has five siblings, Boiling, Wallace, Frank, Arthur and Josephine... Older brother Arthur currently attends Tech…Majoring in business administration.

COACHES & STAFF

Head Coach Danny Hall _____ 30-32
Assistant Coach Bryan Prince _____ 33
Assistant Coach Jason Howell_____ 34
Baseball Staff _____ 35-37
Administration _____ 38

HEAD COACH DANNY HALL

Danny Hall is a winner.

As he enters his 39th season as a college baseball coach, Hall owns the remarkable distinction of having every single team finish .500 or better each year. Hall's tenure at Georgia Tech has been his most successful, as he is the all-time winningest baseball coach in program history with 923 victories at the school.

Hall has led Tech to the NCAA tournament on 19 occasions and guided the Yellow Jackets to the College World Series in 1994, 2002 and 2006 -- the program's only three berths.

Hall became Georgia Tech's winningest coach in 2005 with his 505th win (surpassing Jim Morris), and his Tech teams have posted an 923-452-1 record in 22 years. His 28-year head coaching record, which includes six seasons at Kent State, stands at 1,131-569-1.

Hall's Yellow Jackets have won 60 percent of their Atlantic Coast Conference regular-season games.

The 2016 season represents his 23rd on The Flats and his 29th as a college head coach. Hall stands 11th among active coaches in number of victories (1,131) and 13th in career winning percentage (.665).

During a collegiate coaching career that spans 38 years (as both an assistant and head coach), Hall has been part of 1,568 victories and seven trips to the College World Series.

• • • • • • • • • •

Each of Hall's Tech teams has been powered by a potent offense, leading or finishing second in the ACC in batting or run production in 12 of his 22 years as the Yellow Jackets' head coach.

Hall's players have earned 103 All-ACC honors in his 22 years, while 32 different players have garnered a total of 88 All-America honors. He has coached two National Players of the Year, two National Freshmen of the Year, one ACC Player of the Year, one ACC Pitcher of the Year and three ACC Rookies of the Year.

In addition to the three College World Series appearances and 19 NCAA berths under Hall, the Yellow Jackets have claimed five ACC tournament titles (2000, 2003, 2005, 2012, 2014) and won the ACC regular season four times (2000, 2004, 2005, 2011).

Since Hall's arrival in 1994, a staggering 109 Yellow Jackets have been selected in the Major League Baseball Draft a total of 127 times -- that includes a school-record 10 draft picks in 2005 and 2007 and a record five top-10 round picks in 2013. Thirteen of his student-athletes have been selected in either the first or supplemental round, while he has coached 55 players that have been taken in the first 10 rounds of the MLB draft. Out of high school, 52 have been drafted but chose instead to play for Hall.

Hall's no-nonsense, professional approach has given his players the fundamentals they need to be successful after leaving Georgia Tech. That is indicated in the number of his former players that have excelled on the Major League level, headlined by Mark Teixeira of the New York Yankees, Matt Wieters of the Baltimore Orioles and Charlie Blackmon of the Colorado Rockies, and former MLB stars Nomar Garciaparra, Jason Varitek and Jay Payton.

The success of Hall's players in professional baseball is molded by their accomplishments at Tech, as his Yellow Jacket teams have advanced to 19 NCAA Regionals in 22 seasons. Georgia Tech has posted 46 NCAA tournament victories since his arrival, winning six Regional titles and Super Regional crowns in 2002 and 2006.

Just as Hall stresses the important of on-field performance, his student-athletes have been equally successful in the classroom. Nearly 200 of his student-athletes have been named to the ACC Honor Roll (with a 3.0 or higher grade point average) and nine have earned Academic All-America honors on 13 occasions.

Hall has worked tirelessly to keep his former Yellow Jackets connected to the program. Through annual events like a golf outing or during off-season training, Tech Baseball alums can always be seen on The Flats.

Hall and Teixeira helped spear a major renovation to Russ Chandler Stadium last season, with Phase II of that project to follow in the near future.

The Mark Teixeira Locker Room was part of a multi-million overhaul to the Yellow Jackets' team facility, which also included a state-of-the-art weight room, academic center and new athletic training facilites.

• • • • • • • • • •

In his first year at Georgia Tech, Hall guided an extremely talented and veteran unit with four All-Americans and three first-round draft choices to the brink of a national championship, Georgia Tech's first-ever appearance in the College World Series, and a 50-17 record. Hall was recognized by his American Baseball Coaches Association peers as Coach of the Year in the Atlantic Region, and may have won the national honor if not for the unranked-to-national title season put together by Oklahoma's Larry Cochell. Three Yellow Jackets earned consensus first-team All-America recognition and those three players finished in the top three in the conference batting stats, a first in ACC history.

Hall guided Tech back to the NCAA Regionals in 1995 and 1996 with teams dominated by freshmen and sophomores. His 1997 squad captured its first ACC regular season title in just his fourth year on the Flats and played in the NCAA Mideast Regional. In addition to earning his first ACC Coach of the Year accolade in 1997, the Yellow Jackets' skipper was named the National Coach of the Year by *Sporting News*, the first such honor for any Tech baseball coach.

After the Yellow Jackets failed to earn an NCAA Regional bid in 1999 for the first time since his arrival at Tech, Hall guided the Jackets to one of their most successful seasons in 2000 - capturing the ACC regular season and tournament championships in addition to the NCAA Atlanta Regional title. The team concluded the year with a 50-16 record, and Hall was tabbed the ACC's Coach of the Year for the second time.

Following another 40-win season in 2001, the sixth since Hall took over the reigns in 1994, the Jackets'

WINNINGEST ACTIVE DIVISION-I BASEBALL COACHES

ENTERING 2016

1	Augie Garrido, Texas	1,950
2	Mike Martin, Florida State	1,857
3	Mark Marquess, Stanford	1,554
4	Jim Morris, Miami	1,485
5	Jim Gilligan, Lamar	1,318
6	Mike Fox, North Carolina	1,302
7	Pete Dunn, Stetson	1,283
8	Paul Mainieri, LSU	1,279
9	John Anderson, Minnesota	1,172
10	Keith Guttin, Missouri	1,138
11	**DANNY HALL, Georgia Tech**	**1,131**
12	Wayne Graham, Rice	1,076
13	Mike Gillespie, UC Irvine	1,070
14	Gary Gilmore, Coastal Carolina	1,045
15	Tony Robichaux, La.-Lafayette	1,037

HEAD COACH DANNY HALL

COACH OF THE YEAR AWARDS
2005 ACC Coach of the Year
2000 ACC Coach of the Year
1997 National Coach of the Year (*Sporting News*)
1997 ACC Coach of the Year
1994 ABCA District III Coach of the Year
1993 MAC Coach of the Year
1992 MAC Coach of the Year

HALL OF FAME HONORS
2007 Inducted into Miami Cradle of Coaches Association
2005 Inducted into Kent State Athletic Hall of Fame
1998 Inducted into Miami (Ohio) Athletic Hall of Fame

ORGANIZATIONS
2003-2004 President of the ABCA
2002-2003 Second Vice President of the ABCA
1993-2001 Division I Coaches Chairman of the ABCA



DANNY HALL'S CAREER COACHING LEDGER

Year	School	W-L-T	Pct.	W-L-T	Pct.	Place	Postseason
1978	Miami (Ohio)	35-14-0	.714	10-6-0	.625	4th	
1979	Miami (Ohio)	34-12-0	.650	13-3-0	.813	1st	MAC Champions
• Graduate Assistant Coach, Miami (Ohio), Two years, 69-26, .726							
1980	Michigan	36-18-1	.664	14-2-0	.875	1st	Big 10 Champions, NCAA Mideast Champions, College World Series
1981	Michigan	41-20-0	.672	10-4-0	.714	*1st	Big 10 Champions, NCAA Mideast Champions, College World Series
1982	Michigan	44-10-0	.815	13-3-0	.813	*t1st	Third in Big 10 Tournament
1983	Michigan	50-9-0	.847	13-2-0	.867	*1st	Big 10 Champions, NCAA Mideast Champions, College World Series
1984	Michigan	43-20-0	.683	11-5-0	.688	*1st	Big 10 Champions, NCAA Mideast Champions, College World Series
1985	Michigan	55-10-0	.846	14-2-0	.875	*1st	Third in Big 10 Tournament, NCAA Regional
1986	Michigan	47-12-0	.797	13-3-0	.813	*1st	Big 10 Tournament Champions, NCAA Regional
1987	Michigan	52-12-0	.813	13-3-0	.813	*1st	Big 10 Tournament Champions, NCAA Regional
• Assistant Coach, Michigan, Eight years, 368-111-1, .768							**Denotes Eastern Division Finish*
1988	Kent State	27-25-0	.519	14-18-0	.438	6th	
1989	Kent State	26-24-0	.520	10-17-0	.370	8th	
1990	Kent State	35-18-0	.660	17-10-0	.629	3rd	
1991	Kent State	34-22-0	.607	19-11-0	.633	2nd	
1992	Kent State	45-13-0	.776	24-7-0	.774	1st	MAC Champions, NCAA South II Regional
1993	Kent State	41-15-0	.732	22-10-0	.688	t1st	MAC Co-Champions, NCAA South Regional
• Head Coach, Kent State, Six years, 208-117, .640							
1994	Georgia Tech	50-17-0	.746	16-8-0	.667	t2nd	NCAA Midwest I Champions, College World Series Runner-up
1995	Georgia Tech	38-22-0	.633	16-8-0	.667	3rd	NCAA Mideast Regional
1996	Georgia Tech	40-24-0	.625	13-11-0	.542	t3rd	NCAA South II Regional Runner-up
1997	Georgia Tech	46-15-0	.752	19-4-0	.826	1st	ACC Regular Season champs, NCAA Mideast Regional
1998	Georgia Tech	41-22-0	.651	14-9-0	.609	2nd	NCAA Midwest Regional Runner-up
1999	Georgia Tech	38-20-0	.655	12-12-0	.500	5th	
2000	Georgia Tech	50-16-0	.758	18-6-0	.750	1st	ACC ReG. Season & Tournament Champions, NCAA Super Regional
2001	Georgia Tech	41-20-0	.672	13-11-0	.542	4th	NCAA Athens Regional
2002	Georgia Tech	52-16-0	.765	14-9-0	.609	5th	NCAA Atlanta Regional & Super Reg. Champ,College World Series
2003	Georgia Tech	44-18-0	.710	17-7-0	.708	2nd	ACC Tournament Champions, NCAA Atlanta Regional
2004	Georgia Tech	44-21-0	.677	18-5-0	.783	1st	ACC Regular Season Champions, NCAA Super Regional
2005	Georgia Tech	45-19-0	.703	22-8-0	.733	1st	ACC Regular Season & Tournament Champions, NCAA Atlanta Regional Champions, NCAA Atlanta Super Regional
2006	Georgia Tech	50-18-0	.735	19-11-0	.633	*3rd	NCAA Atlanta Regional & Super Reg. Champ, College World Series
2007	Georgia Tech	32-25-0	.561	15-14-0	.517	*4th	
2008	Georgia Tech	41-21-0	.661	16-14-0	.533	*3rd	NCAA Athens Regional Runner-up
2009	Georgia Tech	38-19-1	.664	17-10-1	.625	*2nd	NCAA Atlanta Regional Runner-up
2010	Georgia Tech	47-15-0	.758	21-9-0	.700	*2nd	NCAA Atlanta Regional Runner-up
2011	Georgia Tech	42-21-0	.667	22-8-0	.733	*t1st	ACC Regular Season Co-Champ; NCAA Atlanta Regional Runner-Up
2012	Georgia Tech	38-26-0	594	12-18-0	.400	*4th	ACC Tournament Champions; NCAA Gainesville Regional Runner-Up
2013	Georgia Tech	37-27-0	.578	15-15-0	.500	*4th	NCAA Nashville Regional Runner-Up
2014	Georgia Tech	37-27-0	.578	14-16-0	.467	*5th	ACC Tournament Champions; NCAA Oxford Regional
2015	Georgia Tech	32-23-0	.581	13-17-0	.433	*5th	
• Head Coach, Georgia Tech, 22 years, 923-452-1, .671; 356-230-1, .607 in ACC							**Denotes Coastal Division Finish*

• Overall Record as a Head Coach, 28 years: 1,131-569-1, .665

skipper guided Tech to just its second College World Series appearance in 2002 by turning in one of the best coaching jobs of his career, leading a Tech team that included 17 freshmen and only three seniors back to Omaha. The Yellow Jackets swept through the NCAA Atlanta Regional and NCAA Atlanta Super Regional with a perfect 5-0 record before finishing fifth at the College World Series. They concluded the 2002 campaign with 52 victories, establishing a school record for wins in a season.

Hall led Georgia Tech to its sixth ACC championship, and second in four years under his direction, with an improbable run to the title in 2003. An early-round loss, combined with weather issues, forced Tech to play a triple-header on the final day of competition, with Hall guiding the Yellow Jackets to a 10-6 win over North Carolina, a 10-7 win over Florida State and a 6-5, 10-inning victory over NC State to claim the title in the first triple-header sweep in league history.

In 2004, the Yellow Jackets captured their third ACC regular-season title under Hall while the team made its fifth-straight NCAA appearance, and 10th since Hall's arrival on the Flats. Tech hosted a regional for the fourth time in five years, and advanced to a super regional for the third time since 2000. From 2004-05, Hall directed Tech to an ACC-record 25-straight conference wins, and the Yellow Jacket skipper was awarded with his third ACC Coach of the Year award after guiding Tech to the 2005 ACC regular season and tournament titles.

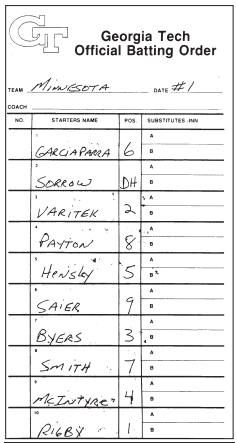

Georgia Tech
Official Batting Order

TEAM Minnesota DATE #1
COACH

NO.	STARTERS NAME	POS.	SUBSTITUTES INN
	Garciaparra	6	A B
	Sorrow	DH	A B
	Varitek	2	A B
	Payton	8	A B
	Henisky	5	A B
	Saier	9	A B
	Byers	3	A B
	Smith	7	A B
	McIntyre	4	A B
	Rigby	1	A B

***DANNY HALL**'s first Georgia Tech lineup card was filled out on Feb. 11, 1994 versus Minnesota. Brad Rigby pitched Tech to a 3-1 victory, and Jason Varitek hit a home run. That season culminated in the Yellow Jackets' runner-up finish in the College World Series.*

Georgia Tech, which earned a top-eight national seed in the NCAA Tournament for the fourth-consecutive year, made its third-straight NCAA Super Regional appearance the following season and advanced to its third College World Series since Hall's arrival. Hosting an NCAA Regional for the fifth-straight year, Tech swept through the Regional and Super Regional with a perfect 5-0 record before ending the 2006 season in Omaha with a 50-10 overall record.

With a squad that was among the youngest nationally in 2011, Tech tied a school record with 22 ACC wins and claimed the ACC regular season title. The following year, 2012, may go down as one of Hall's best coaching jobs. A team that was battered with injuries, especially in the bullpen, snuck into the ACC Tournament on the final day of the regular season and got hot at just the right time. Tech rolled through Greensboro an undefeated 4-0, becoming the first No. 8-seed in conference history to win the title and the first to defeat a No. 1-seed (Florida State) in tournament play. The Jackets hit. .329 as a team and out-scored the opposition 35-15.

Tech's 8-5 win over Miami in the 2012 ACC title game was Hall's fourth win in five ACC championship game appearances.

The Jackets bashed their way out of the gate in 2013, opening the season 14-2 with staggering offensive numbers. Tech set a school record by scoring double-digit runs in nine straight games and 14 of the first 21. Paced with home-run power from eventual All-Americans Daniel Palka and Zane Evans, Tech finished the season leading the ACC with 58 home runs and was second in both batting average (.304) and slugging percentage.

The Jackets won series over No. 2 North Carolina and No. 5 Virginia during the regular season, beat No. 7 Florida State in the ACC Tournament and knocked off No. 2 Vanderbilt, 5-0, during the NCAA Nashville Regional - the 18th NCAA trip in Hall's 20 seasons at Tech.

Tech was one of the nation's youngest teams in 2014, starting as many as six true freshman position players.

HEAD COACH DANNY HALL

Yet Hall was able to mold the group into champions as the Yellow Jackets, the ACC's ninth seed, made a remarkable run through Greensboro and captured the program's ninth title.

The team did its damage with pitching and defense, shaving nearly a full run off its ERA from 2013 and setting the school record for fielding percentage (.974) while leading the nation in double plays (77).

Tech reached the NCAA Regional for the 19th time under Hall in 2014, following a regular season that included series wins over then-No. 1 Florida State, No. 22 Miami, No. 13 North Carolina, Georgia, Duke and Virginia Tech.

• • • • • • • • • •

From a pair of conference titles and NCAA Regional appearances as a player, through six Big Ten championships and four College World Series teams as an assistant coach, to two conference titles and a pair of NCAA Regionals as a head coach at Kent State, Hall was well-prepared for the task that faced him when he took over the reins at Georgia Tech in December 1993.

In his six years as the head coach at Kent State (1988-93), he guided the Golden Flashes to Mid-American Conference championships and bids to the NCAA Regionals in each of his last two seasons, compiling an 86-28 record during that time.

He forged a 208-117 (.640) record in his six years at Kent State, twice winning Mid-American Conference Coach of the Year honors. He also won more games than any other MAC school from 1989-93. He had 18 Kent State players drafted by major league organizations.

Before his first head-coaching position, Hall served as an assistant coach at the University of Michigan, where the Wolverines won the Big Ten six times, participated in seven NCAA Regionals and four College World Series. During his tenure, Hall coached future major leaguers Jim Abbott, Scott Kamieniecki, Barry Larkin, Hal Morris, Chris Sabo and Gary Wayne.

Larkin was inducted into the Major League Baseball Hall of Fame in 2012, becoming the first of what could be many of Danny Hall's former players to be enshrined.

• • • • • • • • • •

A former president of the American Baseball Coaches Association, Hall now sits on its Board of Directors and is directly responsible for future elected officers within the ABCA as a member of its Nominations Committee. Hall is also a contributing writer on baserunning techniques in *Baseball Strategies*, a book produced by the ABCA in 2002.

Hall was selected to the Miami (Ohio) Athletics Hall of Fame in 1998 and the Kent State Athletics Hall of Fame in 2005 and was inducted into the Miami Cradle of Coaches in 2007.

He is married to the former Kara Zufall and has three sons, Danny III, Carter, who is a freshman on Georgia Tech's roster this season, and Colin.

DANNY HALL: BY THE NUMBERS AT GEORGIA TECH

- Won a school-record 923 games and coached in 1,376 games
- Led Tech to its only three College World Series appearances (1994, 2002, 2006)
- 19 NCAA Regional appearances in 22 years
- Five NCAA Regional appearances
- Five ACC Regular Season championships
- Five ACC Tournament championships
- Owns a 5-1 record in the ACC Championship Game
- 109 players drafted 127 times, including 13 first-round picks
- 88 All-America selections by 32 different players
- 103 All-ACC selections
- 13 Academic All-Americans and nine additional All-District honorees
- 19 Freshman All-America honors
- 180+ student-athletes named to the ACC Academic Honor Roll
- No. 1 national rankings in 1994, 2000, 2001, 2003, 2005 and 2006
- No. 1 national ranked recruiting classes in 1999 and 2002
- School-record 52 wins in 2002
- Tech has scored 10,974 runs in 22 seasons -- averaging 8.0 runs per game
- Set Georgia Tech team record for batting in 2000 (.342) and again in 2001 (.347)
- Led or finished second in the ACC in batting or run production 12 times

THE DANNY HALL FILE

Full Name: Danny Jarrell Hall III
Born: November 27, 1954
Education: Bachelor's degree from Miami (Ohio) 1977; Master of administration degree from Miami (Ohio), 1979
Family: Wife Kara; sons Danny, Carter and Colin
Playing Experience: Four-year letterwinner at Miami (1974-77); All-Mid-American Conference (1976-77); Team Co-Captain (1976-77); Led Miami to NCAA Regional Tournaments in 1974, 1977; 12th-round draft choice (287th pick) by Oakland Athletics (1973)
Coaching Experience: Graduate Assistant Coach at Miami (Ohio), 1977-79; Assistant Coach at Michigan, 1980-87; Head Coach at Kent State, 1987-93; Head Coach at Georgia Tech, 1994-Present
Hired at Georgia Tech: December 7, 1993

MOST ALL ACC-SELECTIONS SINCE 1994

Hall's first year at Georgia Tech

Team	*First Team*	*Second Team*	*Third Team#*	*Total*
Florida State	62	51	3	116
GEORGIA TECH	**47**	**53**	**3**	**103**
Clemson	39	46	5	90
North Carolina	36	42	3	81
NC State	34	32	2	68
Virginia	32	30	3	65
Miami*	21	18	7	46

** Miami joined ACC in 2005 # Third Team was added in 2014*

TECH MONTH-BY-MONTH UNDER HALL

Year	*Jan./Feb.*	*Mar.*	*Apr.*	*May/June*	*Final*
1994	6-2	15-2	13-6	16-7	50-17
1995	7-3	11-6	13-6	7-7	38-22
1996	4-6	15-3	11-8	10-7	40-24
1997	9-0	18-2	9-8	10-5	46-15
1998	8-4	13-5	11-8	9-5	41-22
1999	8-4	15-2	8-9	7-5	38-20
2000	8-3	13-5	16-3	13-5	50-16
2001	10-1	12-6	11-7	8-6	41-20
2002	8-1	14-3	14-5	16-7	52-16
2003	7-0	14-5	11-6	12-7	44-18
2004	6-3	10-8	9-6	19-4	44-21
2005	7-2	14-3	10-7	14-7	45-19
2006	10-0	12-4	11-8	17-6	50-18
2007	6-5	12-6	9-6	5-8	32-25
2008	5-1	17-4	9-8	10-8	41-21
2009	6-1	12-3	10-7-1	10-8	38-19-1
2010	7-1	15-2	13-5	12-7	47-15
2011	5-3	16-2	10-8	11-8	42-21
2012	7-2	11-8	8-9	12-7	38-26
2013	8-1	13-5	7-10	9-11	37-27
2014	5-4	10-9	11-6	11-8	37-27
2015	7-3	11-7	8-7	6-6	32-23
Totals	**154-50**	**293-100**	**232-153-1**	**244-148**	**923-452-1**

ASSISTANT COACH BRYAN PRINCE

18 BRYAN PRINCE

Assistant Coach/Recruiting Coordinator
9th Season at Georgia Tech

Bryan Prince is in his ninth year on The Flats as an assistant coach, having played for head coach Danny Hall from 1998-2001 and then beginning his coaching career as Tech's volunteer assistant in 2006.

A two-time semifinalist for the prestigious Johnny Bench Award, two-time All-Atlantic Coast Conference catcher at Georgia Tech from 1998-2001 and a Georgia Tech Hall of Fame inductee in 2014, Prince works with the Yellow Jackets' hitters and catchers.

Prince also serves as the recruiting coordinator for the Jackets, having locked up six classes that ranked among the top 35 in the nation, including this year's freshman class that ranked as high as No. 4, a 2011 class that ranked as high as sixth and a 2014 freshman class that checked in No. 9.

While posting record-breaking offensive numbers under Prince's guidance, five Yellow Jackets have earned All-America honors, five have been named Freshman All-Americans and 18 players have been drafted.

In 2009 and 2010 -- his second and third seasons as hitting coach -- the Yellow Jackets bashed 233 home runs, a school-record 122 in 2010 (second-most nationally) and 111 in 2009 (third-most nationally).

Although offensive numbers dipped nationwide in 2011 with the adjustment to the new bats, Georgia Tech remained near the top of the ACC in offense and had three players finish in the ACC's top 10 in hitting -- Matt Skole (.348), Jake Davies (.347) and Kyle Wren (.340), while Jacob Esch was second in the league in doubles (23) and Daniel Palka belted the ACC's fourth-most home runs (12).

Tech's offense was again humming in 2012 as the Jackets led the ACC in home runs (53), finished third in hitting (.294), third in doubles (127) and fourth in RBI (379). It was a late-season offensive surge that propelled Tech to the ACC title, behind ACC Tournament MVP Jake Davies. The Jackets hit .329 as team during the four-game sweep in Greensboro, collected 46 hits, outscored the opposition 35-15 and belted seven home runs. Davies' 73 RBI for the season led the ACC and were fourth nationally, while Palka launched 12 homers for the second-straight year.

Tech's 2013 team bashed its way to a 14-2 mark over the first 16 games, setting a school record by scoring double-digit runs in nine consecutive games. The Jackets finished the season leading the ACC in home runs (58) and were second in batting average (.304) and slugging percentage (.455). All-ACC selections Evans, Kyle Wren (.360) and Daniel Palka (.342) were each ranked in the top 13 in hitting, while Palka's 17 homers led the league, Evans' 14 homers were second and Wren's 98 hits were second.

In 2014, en route to another ACC title, Daniel Spingola led the league in both hits (82) and triples (8) and the Yellow Jackets' .276 average was third-best in the league. The team led the conference in triples (21) and was second in doubles (110). Spingola (.319) and Matt Gonzalez (.314) each finsihed among the ACC's top 20 in hitting.

A catcher in college, Prince also aided in the development of All-American catcher Zane Evans, who during his Freshman All-American season in 2011, became the first freshman catcher at Tech to serve as the everyday starter since Jason Varitek in 1991. As a junior, Evans hit a team-best .361, tied for the team lead with 66 RBI and with 14 home runs, he finished three homers shy of winning the team's Triple Crown. Evans was selected one of three national finalists for the Johnny Bench Award.

In 2014, Tech catchers led the ACC in caught-stealing percentage (40.3) and freshman Arden Pabst finished second in the ACC in caught stealings (16) and percentage (41.0). Pabst enjoyed another brilliant season behind the plate in 2015, leading the ACC in runners caught stealing (25) and caught-stealing percentage (.445), which was among the nation's top 10 in both categories. Pabst's 25 runners thrown out were the most by a Jacket since current Baltimore Orioles' catcher Matt Wieters had 22 in 2007.

• • • • • • • • • • •

Prince originally joined the Georgia Tech coaching staff after a four-year career in professional baseball, playing in the Cincinnati Reds organization.

He was the Yellow Jackets' volunteer assistant coach in 2006, working with the hitters and catchers and helping guide the team to its third College World Series appearance. The Jackets closed out the season ranked in the top-10 in the nation with a 50-18 final record while leading the ACC in runs scored, runs per game, doubles, home runs, RBI, slugging percentage and walks.

His first full-time coaching appointment came in 2007 at Indiana University, and he returned to Georgia Tech in 2008 in his current capaicty.

While at Tech, Prince worked with Wieters, who finished his sophomore season hitting .355 with team highs in home runs (15), RBI (71), hits (92), doubles (20) and on base percentage (.480).

• • • • • • • • • • •

One of the most popular players in Tech history, Prince was a four-year letterwinner from 1998-2001. The Ft. Oglethorpe, Ga., native helped Georgia Tech win the 2000 ACC regular season and tournament championships as well as the NCAA Atlanta Regional Title.

A four-year starter behind the plate, Prince's name can be found throughout the Yellow Jackets' record book. He was a first-team All-ACC selection in 2000 and 2001, joining Jason Varitek as the only catchers in Georgia Tech history to earn first-team All-ACC honors in consecutive seasons. He was named MVP of the 2000 NCAA Atlanta Regional and elected as Tech's team MVP following that season. He was a semifinalist for the Johnny Bench Award as the nation's top catcher in both 2000 and 2001.

Prince posted a career batting average of .353, and still ranks among Tech's all-time top-20 in batting. He hit .387 with 77 RBI as a junior in 2000 and batted .349 with 63 RBI as a senior in 2001, helping the Yellow Jackets establish the two best team batting averages in school history (.347 in 2001; .342 in 2000).

A 10th-round selection of the Cincinnati Reds in the 2001 Major League Baseball Draft, Prince played with Class A Billings of the Pioneer League in the summer of 2001, where he was voted to the league's All-Star Game. He played with Class A Dayton in 2002 and was elected to the Midwest League All-Star Game. Prince played with Class A Potomac of the Carolina League in 2003 and 2004 before retiring from professional baseball.

Prince earned his degree in management from Tech in 2005. He is married to the former Tracy Carter, also a Georgia Tech graduate, and the couple resides in Atlanta.

• • • • • • • • • • •

THE BRYAN PRINCE FILE

Full Name: Bryan Nathan Prince
Born: November 4, 1978
Education: Bachelor's (management), Georgia Tech, 2005.
Playing Experience: Four-year letterwinner as a catcher at Georgia Tech (1998-2001); first-team All-ACC (2000-01); Team Co-Captain (2000); Played in NCAA Regionals in 1998, 2000, 2001; Drafted 10th Round by Cincinnati Reds (2001); Cincinnati Reds minor leaguer (2001-04).
Coaching Experience: Volunteer Assistant Coach at Georgia Tech, 2006; Assistant Coach at Indiana, 2007; Assistant Coach at Georgia Tech, 2008-Present.
Hired at Georgia Tech: July 3, 2007.

ASSISTANT COACH JASON HOWELL



Jason Howell is in his fourth season on Georgia Tech's staff as the pitching coach, joining the Yellow Jackets following a successful five-year run in a similar position at UNC Wilmington.

The highly-regarded Howell, who played and coached at the University of North Carolina and was a four-year pitcher in the pros, developed one of the Colonial Athletic Association's leading staffs at UNCW. The Seahawks reached the NCAA Regionals in 2012 for the first time since 2008.

In his first season on the Flats, he guided senior Buck Farmer to first-team All-ACC honors as the senior righty went 9-5 with a 2.78 ERA. Farmer, who was second in the ACC with 122 strikeouts, was drafted in the fifth round by the Detroit Tigers. Howell also oversaw the development of freshman lefty Jonathan King, who worked his way from a reliever, to a midweek starter to a weekend starter over the course of the season. King finished with a 4.04 ERA and a 6-5 record. Sophomore Josh Heddinger also made great strides under Howell's leadership and would record one of the greatest postseason pitching performances in Tech history with his complete-game, two-hit shutout of No. 2 Vanderbilt in the NCAA Nashville Regional.

In 2014, the Yellow Jackets shaved one run off the ERA from the previous season, finishing with a 3.35 ERA -- Tech's lowest since 2011 and the second-lowest since 1993. Howell was forced to shuffle the rotation after early, season-ending injuries to weekend starters King and Cole Pitts. Yet redshirt junior lefty Devin Stanton flourished on the weekend (5-3, 2.24 ERA) and rookie Ben Parr emerged as a dominant midweek starter (5-4, 2.62).

Tech's strength was its bullpen in 2014 as sophomore Sam Clay (4-1, 1.26 ERA, 8 saves) and Dusty Isaacs (8-5, 1.92, 7) combined for 15 of Tech's school-record tying 18 saves and Clay tied a school record for fewest runs allowed in a season (eight). Isaacs was the MVP of the ACC Tournament.

The Jackets again boasted a strong bullpen in 2015, anchored by the emergence of sophomore righty Zac Ryan, who finished 9-1 with seven saves. Ryan was the only relief pitcher in the ACC with seven or more saves and eight or more wins. Ryan enters the 2016 season as a preseason All-America selection.

In his first three seasons as Tech's pitching coach, five Yellow Jacket arms have been drafted, including 2014 fifth-rounder Buck Farmer, who made his MLB debut last season for Detroit.

• • • • • • • • • • •

Howell's UNC Willmington pitching staff ranked 67th nationally (second in the CAA) in 2012, boasting a team ERA of 3.61 and shaving nearly two runs per game off its ERA from the previous season. Senior right-handed starter Tyler McSwain (3.18 ERA) and junior left-handed starter Mat Batts (3.04) keyed the staff's rise in 2012, and each were All-CAA performers. McSwain, a first-team pick, broke the CAA's all-time record for wins in conference play with 17. Four key relievers posted ERAs of less than 3.00.

In 2010, UNCW returned to the top of the CAA, leading the 11-team circuit in ERA (4.58), strikeouts (479) and opponent's batting average (.265).

Cameron Roth, who would be drafted by the Baltimore Orioles, finished fifth in the conference with a 2.98 ERA while McSwain was ninth with a 4.02 mark. Joining Roth as draft selections were Stephen Harrold (12th round, San Francisco) and Seth Frankoff (27th round, Oakland).

In his first season at UNCW, Howell made an immediate impact on the staff. Brad Holt and Jeff Hatcher earned first team All-CAA honors while Harrold and Roth were named All-Americans in addition to their CAA All-Freshman honors. UNCW topped the CAA in earned run average (3.84) and held opponents to a league-best .255 batting average. Holt, who also earned three All-America honors, was the 33rd pick overall in the Major League Baseball draft after leading the conference with 11 wins and ranking second with a 3.18 ERA.

• • • • • • • • • • •

Prior to working at UNCW, Howell played and coached at North Carolina, and also played professionally for four years.

A native of Millers Creek, N.C., Howell went to UNCW following two seasons as an assistant coach at North Carolina, his alma mater. He coached first base while working with the pitching staff under the direction of assistant coach Scott Forbes.

The Tar Heels reached the championship series of the NCAA College World Series in 2006 and 2007 -- both of Howell's years in Chapel Hill. The 2007 staff fashioned a 3.52 ERA, ranking 12th nationally, and featured draft picks Luke Putkonen (3rd round, Detroit), Andrew Carignan (5th round, Oakland) and Robert Woodard (20th round, San Diego). In 2006, major league draft selections, Andrew Miller (1st round, Detroit), Daniel Bard (1st round, Boston) and national ERA leader Jonathan Hovis (FA, New York Yankees) led the Tar Heels into the finals.

Howell began his coaching career as a pitching coach for the Southern Ohio Copperheads of the Great Lakes League, a summer collegiate league, in 2005.

• • • • • • • • • • •

He played three seasons at Appalachian State before concluding his collegiate career at UNC, where he earned a bachelor's degree in 2002. He also graduated from UNC in 2008 with a master's degree.

In 2001, he earned second team All-ACC honors after both pitching and playing in the field for the Tar Heels. On the mound, Howell went 6-2 with four saves and was also second on the team with a .350 batting average with 13 doubles and 29 runs batted in. For his efforts, Howell earned the S.H. Basnight Award as the Tar Heels' Most Valuable Pitcher.

Prior to joining the UNC coaching staff, Howell was a member of the Boston Red Sox farm system for four seasons before retiring from professional baseball in 2005. He compiled a 28-14 mark, collected 23 saves and recorded a 3.86 ERA with the Red Sox. In 2002, he paced Boston's minor league circuit with 17 saves for Augusta and later topped the organization in 2003 when he made 48 appearances for Sarasota of the Florida State League.

Howell married the former Meredith White and they have two young daughters, Lena and Lillian.

• • • • • • • • • • •

THE JASON HOWELL FILE

Full Name: Jason Alan Howell
Born: May 25, 1979
Education: Bachelor's degree from North Carolina, 2002; Master's degree from North Carolina, 2008.
Playing Experience: Three-year letterwinner at Appalachian State; One-year letterwinner at North Carolina (2001); Second Team All-ACC (2001), UNC team MVP (2001); Played four seasons in Red Sox farm system.
Coaching Experience: Assistant Coach at North Carolina, 2006-07; Assistant Coach at UNC Wilmington, 2008-12; Assistant Coach at Georgia Tech, 2013-present.
Hired at Georgia Tech: July 18, 2012.

BASEBALL STAFF

12 MIKE NICKEAS

Volunteer Assistant Coach
2nd Season at Georgia Tech

Mike Nickeas is in his second year back with the Georgia Tech baseball program after playing three years under Danny Hall in the early 2000's and four years in Major League Baseball.

He was promoted to volunteer assistant coach for this season, after spending last season as a manager as he completed his bachelor's degree in business administration.

A standout catcher for the Yellow Jackets from 2002-04, Nickeas played in 151 games in his collegiate career and hit .291 with 17 home runs and 95 RBI.

He was a freshman on the Jackets' 2002 College World Series squad and helped Tech to an ACC Championship in 2003.

Nickeas was drafted in the fifth round by the Texas Rangers in 2004, then traded to the New York Mets in 2006. He made his Major League debut on September 2, 2010 for the Mets and played three seasons with the club before a trade to the Toronto Blue Jays in 2013.

He played 74 career games at the major league level, and retired from professional baseball following the 2013 season.

Nickeas was born in Vancouver, but grew up in California and signed with the Yellow Jackets after a prep career at Westlake High School.

He played for the USA Youth Team, Junior National Team and the USA National Team, becoming only the second player in USA Baseball history to play on three teams.

In 2007 he switched his allegiance to Great Britain and played for the team in the 2007 European Baseball Championship, helping the British to a silver medal.

Nickeas and his wife Rebecca reside in Atlanta.

• • • • • • • • • •

THE MIKE NICKEAS FILE

Full Name: Michael James Nickeas
Born: February 13, 1983
Education: Bachelor's degree in business administration from Georgia Tech, 2015.
Playing Experience: Three-year letterwinner as a catcher at Georgia Tech, 2002-04; Played on Tech's 2002 College World Series team. Drafted in the fifth round by Texas in 2004 and played seven years of minor league baseball before making his MLB debut with the New York Mets in 2010.
Coaching Experience: Volunteer Assistant Coach at Georgia Tech, 2016-present.

NICK SCHERER

Director of Baseball Operations
9th Season at Georgia Tech

Nick Scherer is in his ninth year as the director of baseball operations for the Georgia Tech program after playing four years for the Yellow Jackets and head coach Danny Hall from 2004-07.

In his current role, Scherer is responsible for coordinating the Yellow Jackets' travel plans, equipment management and clubhouse operations in addition to assisting in alumni relations and marketing for the Georgia Tech baseball team. Scherer also serves as the director of Danny Hall Baseball Camps.

A catcher that provided depth behind the plate during his tenure, Scherer was a leader in the locker room and served as the primary catcher for Tech starter Eddie Burns in 2007. Scherer played in 47 games from 2005-07 after receiving a redshirt in 2004.

He was a product of the highly-touted East Cobb Baseball program and a member of the East Cobb Yankees summer team that captured the Connie Mack World Series titles in 2001 and 2003.

Scherer serves as an assistant coach for the East Cobb Yankees and helped lead the team to a runner-up finish in 2007 and a Championship in the 2008 Connie Mack World Series. He worked with the Yankees' hitters and catchers and also served as the catching coach for the East Cobb Stallions' 12-13 team in 2007.

Scherer is a native of Roswell, Ga., and graduated from Georgia Tech with a degree in management in December 2007.

He is married to the former Lauren Neylan. The two reside in Marietta.

• • • • • • • • • •

THE NICK SCHERER FILE

Full Name: Nicholas Edward Scherer
Born: December 15, 1984
Education: Bachelor's degree in management from Georgia Tech, 2007
Playing Experience: Three-year letterwinner as a catcher at Georgia Tech, 2004-07; Played on Tech's 2006 College World Series team.
Coaching Experience: Assistant Coach of the East Cobb Yankees, 2006-08; Director of Baseball Operations at Georgia Tech, 2008-present.
Joined Tech's Staff: December 21, 2007.

BASEBALL STAFF

STEVE TAMBORRA

Assistant Player Development Coach
17th Season at Georgia Tech

In his 17th year as an assistant player development coach at Georgia Tech, Steve Tamborra oversees the highly-touted strength and conditioning program for the Georgia Tech baseball team.

Since his arrival, Tamborra has been responsible for the development and implementation of strength training regimes of many student-athletes that have gone on to play professional baseball, with several of those athletes returning to Georgia Tech during their offseason to continue training with him.

Tamborra is a Certified Strength and Conditioning Coach by the Collegiate Strength and Conditioning Coaches Association, and the National Strength and Conditioning Association, TPI Certified Fitness Professional Level 2 by Titleist Performance Institute, a CrossFit Level 1 Trainer Certificate, and a Certified Club Coach by USA Weightlifting. He has written one book, *Complete Conditioning for Baseball*, which was published in late 2007.

In 2013, Tamborra was named a Master Strength and Conditioning Coach (MSCC) by the Collegiate Strength and Conditioning Coaches association (CSCCa). This honor is the highest given in the strength and conditioning profession.

Tamborra joined the Tech staff in November 1999, after five years in a similar capacity at Florida State where he worked with the baseball, softball and football teams from 1995-99.

He earned a bachelor of science in nutrition and fitness from Florida State in 1994 and a Master of Science in Athletic Administration from Florida State in 1996.

Tamborra is married to the former Stacy Venable, a pitcher for the Florida State softball team from 1997-99. They have a daughter, Malayna, and twins, Austin and Payton.

PAUL WOLKOFF

Assistant Athletic Trainer
8th Season at Georgia Tech

Paul Wolkoff joined the Georgia Tech Athletic Association staff in 2008 and is responsible for the care of baseball team. Prior to the 2014-15 season, he worked with the men's and women's cross country and track & field teams. Wolkoff came to Georgia Tech from Progressive Health Aviation Services where he worked for one year.

He was the head athletic trainer at LaGrange College for 10 years where he oversaw all aspects of medical care and coverage for a 16-sport athletic program. Prior to LaGrange College, he served as assistant director and senior athletic trainer at UAB Sports Medicine.

Wolkoff graduated from Georgia Tech in 1993 with a bachelor's degree in management. He later earned his master's in physical education from East Tennessee State in 1995. While working as a graduate assistant at ETSU, he mainly worked with the staff physical therapist. He also earned a certificate in Health Sciences while at Tech.

He is a NATABOC Certified Athletic Trainer and a Certified Strength and Conditioning Specialist. He is a member of the National Athletic Trainer's Association, Southeast Athletic Trainers' Association, and the Georgia Athletic Trainers' Association, and he is licensed by the state of Georgia as an athletic trainer.

BASEBALL STAFF

MANAGERS

TYLER GIBSON

JONATHAN LANGLEY

MATT PEREZ

JOHN SIMONEAUX

STEVEN TINSLEY

SOMA YAMAOKA

SUPPORT STAFF


WILEY BALLARD
WREK Radio

JESSE BLAIR
Ticket Operations

REID FERRIN
Academics


DR. GARY M. LOURIE
Head Orthopedic / 24th Year

JACKSON MATHEWS
Game Operations

CHRIS MAY
Turf Management

DAVID McDANIEL
Equipment

DR. FRANK PICKENS
Team Physician / 26th Year

LEAH THOMAS
Total Person Program

TRUDY WHEELER
Academics

CHRIS YANDLE
Communications/PR

HILARY YEGANEGI
Marketing

ADMINISTRATION

G.P. "BUD" PETERSON

INSTITUTE PRESIDENT
KANSAS STATE, 1975

Dr. G.P. "Bud" Peterson became the 11th president of Georgia Tech on April 1, 2009. Under his leadership Georgia Tech has developed a 25-year strategic plan, launched the public phase of Campaign Georgia Tech, experienced increased enrollment, expanded innovative collaborations and strategic partnerships, expanded the campus infrastructure, and increased national visibility.

Peterson came to Georgia Tech from the University of Colorado at Boulder, where he served as chancellor. Prior to that, he served as provost at Rensselaer Polytechnic Institute in New York, and on the faculty and in leadership positions at Texas A&M University for 19 years. He has worked for NASA and the National Science Foundation (NSF).

Throughout his career, Peterson has played an active role in helping to establish the national education and research agendas, serving on many industry, government, and academic task forces and committees. He has served on a number of national accreditation agencies, with a focus on improving and asses¬sing outcomes for higher education. He also has served on congres¬s¬ional task forces, research councils, and advisory boards, including the Office of Naval Research, the National Aeronautics and Space Administration, the Department of Energy, the National Research Council, and the National Academy of Engineering.

A distinguished scientist, he was appointed in 2008 by President George W. Bush, and again in 2014 by President Barack Obama, to serve as a member of the National Science Board, which oversees the NSF and advises the President and Congress on national policy related to science and engineering research and education. In 2010 he was named by U.S. Secretary of Commerce Gary Locke as a member of the National Advisory Council on Innovation and Entrepreneurship. President Obama appointed him to the Advanced Manufacturing Partnership (AMP) steering committee in 2011, and to the AMP 2.0 steering committee in 2013. In 2015 Peterson was appointed to the Knight Commission on Intercollegiate Athletics. In addition, he represents the ACC on the NCAA's Division 1 Board of Directors.

Peterson is a fellow of both the American Society of Mechanical Engineers (ASME) and the American Institute of Aeronautics and Astronautics (AIAA), and received the AIAA Distinguished Service Award in 2011. His research has focused on phase change heat transfer in both the cooling of electronic devices and spacecraft thermal control. He is widely published, authoring or co-authoring 16 books or book chapters, 210 refereed journal articles, and more than 170 conference publications. He also holds a total of nine patents, with two others pending.

Peterson earned a bachelor's degree in mechanical engineering, a second bachelor's degree in mathematics, and a master's degree in engineering, all from Kansas State University. While at Kansas State he lettered three years as a tight end/wide receiver for the Wildcats football team. He earned a PhD in mechanical engineering from Texas A&M University.

President Peterson and Georgia Tech's first lady, Val Peterson, are tireless ambassadors for Georgia Tech. He regularly speaks to government, business and industry, and community leaders, as well as civic and community groups, faculty, staff, students and alumni. This summer the Petersons made their seventh annual tour of Georgia, meeting with businesses, government and community leaders, alumni groups, and students. Their Georgia tours have covered more than 5,000 miles, visiting friends in nearly every county throughout the state.

The Petersons have four adult children, two of whom are Tech alumni, and were foster parents to nine children.

REGINALD DesROCHES
Faculty Athletics Representative

MARVIN LEWIS
Associate AD / Finance
Baseball Administrator

MIKE BOBINSKI

DIRECTOR OF ATHLETICS
NOTRE DAME, 1979

Mike Bobinski, who has successfully directed athletic departments at Akron and Xavier for a combined 20 years and has worked as a collegiate athletics administrator for more than 30 years, was named Director of Athletics at the Georgia Institute of Technology on Jan. 16, 2013.

Bobinski oversees an athletic department that includes 17 NCAA Division I varsity sports and is rich with athletic tradition and success.

Just the eighth Georgia Tech director of athletics over the past 110 years, Bobinski joins the likes of John Heisman, William Alexander, Bobby Dodd and Homer Rice who have served in the role previously.

Bobinski, whose tenure officially began April 1, 2013, served as chair of the NCAA Division I Men's Basketball Committee for the 2012-13 season. That successful role concluded with the 2013 Final Four, which coincidentally was held in Atlanta.

Bobinski came to Georgia Tech after serving 12 years as director of athletics at Cincinnati's Xavier University, where he also served as associate vice president. He was hired as the Musketeers' director of athletics in 1998 and remained in the role until 2004, when he was named associate vice president for development and oversaw all of the university's fundraising efforts, including major gifts, grant services and annual and planned giving. He returned as athletic director in 2006.

At Xavier, Bobinski headed an athletic program that strived to excel in the classroom as well as on the playing fields and courts. In 2012, Xavier ranked 11th nationally in Division I Graduation Success Rates at 97 percent. In June of 2012, the National Association of Collegiate Directors of Athletics named Bobinski the Under Armour Division I Northeast Athletic Director of the Year.

During his tenure, nine Xavier teams earned 40 team or individual spots in NCAA championship competition. That includes men's basketball, which reached at least the NCAA Tournament Sweet 16 in four of the last six years. In the same time span, 25 Xavier teams captured Atlantic 10 Conference championships.

In men's basketball, Xavier averaged 25 wins over Bobinski's 12 years. The Musketeers advanced to the Elite Eight in 2004 and 2008. In addition, men's basketball extended its streak to 88 straight seniors that graduated. Women's basketball made runs to the NCAA Elite Eight in 2001 and again in 2010 and in 2011 achieved its highest national ranking in program history at No. 4.

In 2009, Bobinski hired Chris Mack as men's basketball head coach. He also hired Thad Matta as head men's basketball coach in 2001 and Sean Miller as Xavier's first associate head coach. Matta is now head coach at Ohio State and Miller has since taken over as head coach at Arizona. Bobinski also hired former women's basketball coach Kevin McGuff, who spent nine years at Xavier. He also oversaw the opening of The Cintas Center.

Prior to joining Xavier, Bobinski served as the University of Akron's athletic director from 1994 to 1998. From 1989 to 1994, he was the associate director of athletics at the U.S. Naval Academy. Prior to that, Bobinski served as the associate and assistant business manager at the University of Notre Dame from 1984 to 1989.

As a licensed certified public accountant, he first went into accounting with Deloitte, Haskins and Sell and Arthur Young & Company from 1979-82. He also worked for the Walt Disney Company in Orlando from 1982-84 before moving into college athletics at UND in 1984.

Bobinski was hired at Georgia Tech following a three-month, nationwide search. A seven-member committee led by Stephen P. Zelnak Jr. advised Peterson and identified candidates. Bobinski took over for Dan Radakovich, who resigned in November 2012.

A native of Yaphank on Long Island, N.Y., Bobinski received his bachelor of business administration from Notre Dame in 1979, graduating magna cum laude, while playing four years for the Fighting Irish baseball team.

Bobinski has two children, Melissa, a 2009 Xavier graduate, and Brian, a 2012 Ohio State graduate.

2015 YEAR IN REVIEW

Season Recap _____ **40**
Game-By-Game Results _____ **41**
Season Statistics _____ **42**

2015 SEASON RECAP

HONORS & AWARDS

ALL-ATLANTIC COAST CONFERENCE

Matt Gonzalez, OF . . . . . 2nd Team
Brandon Gold, SP. . . . . .3rd Team
A.J. Murray, DH/UT . . . . . .3rd Team
Kel Johnson, OF. . . . . .All-Freshman

ACADEMIC ALL-ACC BASEBALL TEAM

Kel Johnson, OF; Jonathan King, P; Daniel Spingola, OF

ACC HONOR ROLL

Trevor Craport, Matthew Gorst, Kel Johnson, Jonathan King, Ben Parr, Matt Phillips, Coleman Poje, Cory Pope, Daniel Spingola, Joe Wiseman, Patrick Wiseman, Grant Wruble, Ryan Young

ACC ALL-TOURNAMENT TEAM

None

ACC PLAYER OF THE WEEK

Kel Johnson, OF. . . . . Feb. 16

FRESHMAN ALL-AMERICA

Kel Johnson, OF. . . . . Perfect Game
. . . . Collegiate Baseball/Louisville Slugger
. . . . . .Baseball America
. . . . . D1Baseball.com

2015 MLB DRAFT

Rd (##)	*Player, Pos*	*Team*
14 (410)	A.J. Murray, C.	Twins
31 (923)	Daniel Spingola, OF.	Cubs

TEAM AWARDS

MVP . . . . . A.J. Murray
Pitcher of the Year . . . . . Brandon Gold
Most Dedicated . . . . . Devin Stanton
Scholar-Athlete . . . . . Grant Wruble
Rookie of the Year . . . . . Kel Johnson



AJ MURRAY *(above) was second in ACC with 14 home runs, while* ***BRANDON GOLD*** *(right) was tied for third in the ACC with seven wins on the mound.*

Overall: 32-23 • ACC: 13-17
5th-place; Coastal

Home: 21-8 (9-6)
Away: 9-13 (4-11)
Neutral: 2-2

ACC STANDINGS

Coastal Division

School	*Conf*	*Overall*
1. Miami #	22-8	50-17
2. Virginia $	15-15	44-24
3. North Carolina	13-16	34-24
4. Virginia Tech	13-16	27-27
5. Georgia Tech	13-17	32-23
6. Duke	10-19	31-22
7. Pitt	9-21	20-32

Atlantic Division

School	*Conf*	*Overall*
1. Louisville %	25-5	47-18
2. Florida State *%	17-13	44-21
3. Notre Dame ^	17-13	37-23
4. Clemson ^	16-13	32-29
5. NC State ^	15-14	36-23
6. Wake Forest	12-18	27-26
7. Boston College	10-19	27-27

** ACC Champion ^ NCAA Regional*
% NCAA Super Regional # College World Series

ACC Tournament Results
DURHAM, N.C.
#7 Virginia 11, #10 Georgia Tech 0

SEASON SUPERLATIVES

TEAM BATTING

At bats:	45	vs Ohio (Mar 03, 2015)
Runs scored:	22	vs Georgia Southern (Mar 10, 2015)
Hits:	21	vs Georgia Southern (Mar 10, 2015)
RBIs:	21	vs Georgia Southern (Mar 10, 2015)
Doubles:	7	vs Georgia Southern (Mar 10, 2015)
Triples:	1	(9 games)
Home runs:	5	vs Presbyterian (May 03, 2015)
Total bases:	37	vs Georgia Southern (Mar 10, 2015)
Walks:	11	vs Georgia Southern (Mar 10, 2015)
Strikeouts:	13	at Auburn (Feb 24, 2015)
	13	vs Ohio (Mar 03, 2015)
	13	vs North Carolina (Mar 21, 2015)
Sac hits:	2	(4 games)
Sac flies:	3	vs St. John's (Feb 13, 2015)
Stolen bases:	5	vs Indiana State (Mar 01, 2015)
Hit by pitch:	4	vs Pitt (May 10, 2015)
Caught stealing:	2	at Louisville (Mar 28, 2015)
	2	at Boston College (Apr 17, 2015)
Runners LOB:	13	vs Virginia (Apr 10, 2015)
Hit into DP:	4	vs Notre Dame (Mar 06, 2015)

TEAM FIELDING

Putouts:	36	vs Ohio (Mar 03, 2015)
Assists:	19	vs Ohio (Mar 03, 2015)
Errors:	4	vs Mercer (Apr 07, 2015)
	4	vs Kennesaw State (Apr 21, 2015)
Passed balls:	1	(6 games)
DPs turned:	4	vs Auburn (Mar 24, 2015)

TEAM PITCHING

Innings pitched:	12.0	vs Ohio (Mar 03, 2015)
Runs allowed:	22	at Miami (May 15, 2015)
Earned runs:	19	at Miami (May 15, 2015)
Walks allowed:	10	at Duke (Mar 14, 2015)
	10	at Louisville (Mar 28, 2015)
	10	vs Clemson (Apr 25, 2015)
Strikeouts:	14	at Virginia Tech (Apr 05, 2015)
Hits allowed:	21	at Miami (May 15, 2015)
Doubles allowed:	6	at Miami (May 16, 2015)
Triples allowed:	2	vs Virginia (Apr 10, 2015)
Homers allowed:	3	(5 games)
Wild pitches:	4	vs Indiana State (Feb 28, 2015)
	4	at Louisville (Mar 27, 2015)
	4	vs Pitt (May 09, 2015)
Hit batters:	3	at Miami (May 15, 2015)

2015 GAME-BY-GAME RESULTS

Date	Opponent	W-L	Score	Att.	GT Pitcher	Opp. Pitcher	Record	Notes
2/13	St. John's	W	17-3	1,243	King (1-0)	McCormick (0-1)	1-0	GT gets second-most runs on Opening Day in school history; Johnson 4-5, HR, 3 RBI in debut
2/14	Fordham-1	L	4-9	1,390	Gorst (0-1)	Haynes, Jr. (1-0)	1-1	Fordham scored the final five runs to break a 4-4 tie in the seventh
	Fordham-2	W	7-5	1,390	Parr (1-0)	Johnson (0-1)	2-1	Johnson's 5th-inning HR triggered rally; Ryan pitched two shutout innings for save
2/17	at Georgia Southern	W	7-4	1,260	Ryan (1-0)	Sheppard (0-1)	3-1	Johnson hit 7th-inning grand slam to give Tech the lead for good; Ryan 3.1 shutout IP for win
2/21	vs #23 FIU	W	16-9	117	Shelton (1-0)	Dopico (1-1)	4-1	Murray's grand slam highlighted eight-run ninth inning as Tech rallied for 16-9 win
	at Coastal Carolina	L	5-7	1,178	Parr (1-1)	Cunningham (2-0)	4-2	Tech led 2-0 before Coastal scored all seven runs in 5th; Johnson homered and drove in two
2/22	vs Albany	W	9-8	174	Phillips (1-0)	Woods (0-1)	5-2	Pabst hit a walk-off, three-run home run with one out in the ninth
2/24	at Auburn	L	1-7	2,211	Schniederjans (0-1)	Thompson (2-1)	5-3	Tech limited to a run on six hits; Auburn ace Keegan Thompson (7.0 IP, 6 H, 9 K)
2/27	Indiana State	W	1-0	787	King (2-0)	Degano (2-1)	6-3	Murray's HR in 5th was the game's only run; King pitched a gem (6.0 IP, 1 H, 0 R, 1 BB, 4 K)
2/28	Indiana State	W	15-2	913	Parr (2-1)	Stagg (0-1)	7-3	Murray and Bailey combined for seven hits and six runs; Tech pounded out 16 hits
3/1	Indiana State	W	7-1	813	Gold (1-0)	McKinney (1-1)	8-3	Gold took no-hitter into seventh inning in first career start; Murray drove in three more runs
3/3	Ohio	W (12)	7-6	711	Ryan (2-0)	Miller (1-1)	9-3	Gold was 3-for-6 and scored from first on a error in 12th: Ryan pitched 4.0 scoreless to get win
3/6	#25 Notre Dame	L (10)	2-3	1,108	Gorst (0-2)	Bass (2-0)	9-4	Tech hit into four double plays as Notre Dame won the ACC opener in 10 innings
3/7	#25 Notre Dame	W	11-7	1,821	Ryan (3-0)	Bielak (2-1)	10-4	Top four hitters in Tech's lineup were 9-for-18 with 9 RBI and 6 runs
3/8	#25 Notre Dame	W	4-1	1,887	Gold (2-0)	McCarty (2-1)	11-4	Gold pitched a five-hit shutout over eight innings; Gonzalez doubled and drove in two runs
3/10	Georgia Southern	W	22-6	1,347	Phillips (2-0)	Geiger (0-2)	12-4	Tech pounded out 20 hits and hit three homers in its highest-scoring game since 2010
3/13	at Duke	W	5-2	258	Gorst (1-2)	Hendrix (1-1)	13-4	Tech scored game's final five runs over 6th, 7th and 8th; Gorst pitched 2.1 scoreless to get win
3/14	at Duke	L	3-6	213	Pitts (0-1)	Istler (2-1)	13-5	Tech unable to overcome 10 walks issued to Duke
3/15	at Duke	W	4-0	387	Gold (3-0)	Clark (2-1)	14-5	Gold (7.0 IP) and Ryan (2.0 IP) combined for three-hit shutout to clinch series
3/17	at Kennesaw State	W (11)	7-6	1,112	Ryan (4-0)	Erwin (0-2)	15-5	Tech rallied with two in the 9th, scored twice in 11th and held off KSU rally in 11th
3/20	#18 North Carolina	L	3-5	1,217	Shelton (1-1)	Thornton (1-1)	15-6	Johnson hit a game-tying two-run HR in the eighth, but UNC hit a two-run HR in the ninth to win
3/21	#18 North Carolina	W	6-5	2,023	Ryan (5-0)	Kelley (2-1)	16-6	Tech scored the game's final six runs, capped by Thomas Smith's walk-off RBI single in the ninth
	#18 North Carolina	L	1-5	2,023	Pitts (0-2)	Moss (3-0)	16-7	Jackets couldn't complete doubleheader sweep and dropped first ACC series
3/24	Auburn	W	4-1	2,813	Parr (3-1)	McCord (1-2)	17-7	Tech scored game's final four runs; Bailey's RBI in the sixth was the winner; Murray homered
3/27	at #7 Louisville	L	1-4	527	King (2-1)	Funkhouser (3-2)	17-8	Tech brought the tying run to plate in the 9th and left five runners on over the final three innings
3/28	at #7 Louisville	L	3-8	1,004	Pitts (0-3)	McKay (4-0)	17-9	Louisville led 6-0 after 2nd; Tech issued 10 walks and lost consecutive games for first time
3/29	at #7 Louisville	L	1-4	1,032	Gold (3-1)	Rogers (4-1)	17-10	Peurifoy had three hits and Tech out-hit Louisville 8-5, but left nine runners on base
3/31	at #21 Georgia	W	13-6	3,188	Phillips (3-0)	Avidano (3-2)	18-10	Tech scored six runs in the first two innings; Gonzalez was 3-for-4 with a homer and 4 RBI
4/1	at Georgia State	W	6-3	326	Parr (4-1)	Habeck (3-4)	19-10	Parr pitched 5.2 IP and allowed one run to get the win; Wruble drove in Tech's first two runs
4/3	at Virginia Tech	W	11-5	985	Gorst (2-2)	Kennedy (1-3)	20-10	Gonzalez had three RBI and he drove in the go-ahead run in the 8th; Tech scored 5 in 9th
4/4	at Virginia Tech	L	8-9	1,753	Ryan (5-1)	McGarity (3-3)	20-11	VT rallied with two in the 9th for the walk-off win
4/5	at Virginia Tech	W	7-6	1,184	Gold (4-1)	Scheetz (1-1)	21-11	GT scored five times in second and held off VT
4/7	Mercer	W	4-3	2,178	Parr (5-1)	Wade (1-1)	22-11	Spingola's three-run HR broke a 1-1 tie in 7th; Parr went a career-long 7.1 innings to get win
4/10	#15 Virginia	L	4-14	1,409	King (2-2)	Kirby (5-2)	22-12	Tech drew 10 walks and left 13 runners on base in series-opening setback
4/11	#15 Virginia	W	11-4	2,344	Gorst (3-2)	Jones (4-2)	23-12	Peurifoy had three hits and three RBI; Tech scored five times in first inning
4/12	#15 Virginia	W	4-3	1,641	Gold (5-1)	Waddell (2-3)	24-12	Gold pitched 7.0 innings with three hits, one run and seven strikeouts to win rubber-game
4/17	at Boston Coillege	L	1-0	134	King (2-3)	King (1-2)	24-13	BC's Mike King pitched a complete-game one-hitter
4/18	at Boston College	L	6-1	3,033	Pitts (0-4)	Gorman (4-2)	24-14	Gonzalez and Innis each had two hits for Tech, Johnson drove in the Jackets' lone run
4/19	at Boston College	L	0-4	545	Gold (5-2)	Adams (2-2)	24-15	Tech was limited to two hits in the finale
4/21	Kennesaw State	L	6-11	1454	Parr (5-2)	Erwin (4-2)	24-16	Murray homered twice; Tech led 3-1 until a seven-run sixth inning by KSU
4/24	Clemson	W	4-2	1825	Ryan (6-1)	Vetzel (1-3)	25-16	Smith's two-run single with two outs in the 8th gave Tech the lead for good
4/25	Clemson	L	3-11	1257	Pitts (0-5)	Erwin (4-3)	25-17	Clemson broke open a close game with six runs over the final two innings
4/26	Clemson	W (10)	5-4	1791	Ryan (7-1)	Schmidt (1-2)	26-17	Justus tied the game in the 10th with a two-out RBI single and Peurifoy's walk-off single won it
5/2	Presbyterian	W	5-1	1443	King (3-3)	Kehner (1-2)	27-17	King pitched career-long eight innings (0 ER); Smith's three-run HR in 3rd was the difference
	Presbyterian	W	11-9	1443	Ryan (8-1)	Deal (2-3)	28-17	Tech scored 10 of game's final 11 runs, including six in 8th; Presbyterian led 8-0 in 2nd
5/3	Presbyerian	W	10-2	1061	Gold (6-2)	Chock (2-4)	29-17	Tech tallied nine extra-base hits, including five homers; Johnson hit two bombs
5/6	at Mercer	W	9-7	1567	Ryan (9-1)	Pittman (2-2)	30-17	Pabst's 2-run single broke a 7-7 tie as Tech rallied with five in 9th
5/8	Pitt	W	9-1	1255	King (4-3)	Zeuch (6-4)	31-17	Johnson and Murray each belted HRs to back a strong start by King (7.0, 3 H, 1 R, 0 ER, 7 K)
5/9	Pitt	L	6-8	1089	Parr (5-3)	Berube (2-7)	31-18	Pitt broke open a 3-2 game with a 5-run sixth inning
5/10	Pitt	W	10-3	1116	Gold (7-2)	Mersing (3-3)	32-18	Gold was again in command in a rubber-game; Tech led 10-0 before Pitt scored
5/12	vs. Georgia #	L	0-6	18792	Pitts (0-6)	Walsh (5-2)	32-19	The largest crowd in college baseball this season saw Georgia even the season series
5/14	at #8 Miami	L	0-3	2174	King (4-4)	Woodrey (6-2)	32-20	King pitched a gem, but the Jackets were one-hit by Miami
5/15	at #8 Miami	L	1-22	2499	Parr (5-4)	Suarez (7-1)	32-21	Miami led wire-to-wire in earning the series win
5/16	at #8 Miami	L	4-17	2544	Gold (7-3)	Hammond (4-1)	32-22	Murray and Justus hit homers in the fifth as Tech tied it at 4-4, but Miami pulled away
5/19	Virginia @	L	0-11	2614	King (4-5)	Sborz (3-2)	32-23	Tech was eliminated from the ACC Tournament by eventual national champion Virginia

- Turner Field (Atlanta, Ga.)
@ - ACC Tournament (Durham, N.C.)

2015 OVERALL STATISTICS

RECORD: 32-23 HOME: 21-8 AWAY: 9-13 NEUTRAL: 2-2 ACC: 13-17

BATTING

Player	AVG	GP	GS	AB	R	H	2B	3B	HR	RBI	TB	SLG%	BB	HBP	SO	GDP	OB%	SF	SH	SB	ATT	PO	A	E	FLD%
Ryan Peurifoy	.324	43	26	102	14	33	5	1	2	18	46	.451	11	0	22	0	.386	1	2	1	2	69	2	3	.959
Keenan Innis	.310	48	39	158	29	49	9	2	0	15	62	.392	13	2	22	1	.370	0	3	5	6	76	2	1	.987
Kel Johnson	.298	40	39	151	27	45	9	1	10	34	86	.570	16	1	55	1	.369	0	0	0	0	42	2	0	1.000
Matt Gonzalez	.285	55	55	221	29	63	13	0	5	42	91	.412	13	0	52	7	.317	6	2	10	14	52	83	10	.931
A.J. Murray	.279	55	55	208	49	58	16	1	15	51	121	.582	26	5	54	4	.366	4	0	1	2	125	12	3	.979
Thomas Smith	.262	55	55	195	33	51	3	0	2	22	60	.308	34	6	25	5	.382	3	4	10	12	439	55	3	.994
Daniel Spingola	.259	49	47	185	30	48	8	1	2	26	64	.346	17	6	27	2	.341	0	4	6	8	106	6	2	.982
Wade Bailey	.255	53	53	200	32	51	13	0	1	27	67	.335	15	3	16	4	.312	3	3	5	7	124	138	10	.963
Connor Justus	.249	54	54	185	32	46	8	0	1	24	57	.308	23	6	35	3	.349	1	5	5	5	91	165	11	.959
Arden Pabst	.235	39	39	115	17	27	9	0	1	18	39	.339	21	1	32	1	.355	1	6	2	2	238	50	1	.997

Brandon Gold	.273	26	23	77	12	21	3	2	1	11	31	.403	12	0	20	1	.371	0	0	0	0	26	36	6	.912
Grant Wruble	.194	24	4	36	9	7	0	0	0	4	7	.194	5	0	13	2	.293	0	0	1	1	23	0	1	.958
Blake Jackson	.182	21	5	33	10	6	1	1	2	8	15	.455	5	1	13	0	.300	1	1	0	1	22	8	0	1.000
Daniel Gooden	.125	7	1	8	2	1	0	0	0	1	1	.125	2	1	4	0	.364	0	0	0	0	0	1	0	1.000
Totals	**.270**	**55**	**55**	**1874**	**325**	**506**	**97**	**9**	**42**	**301**	**747**	**.399**	**213**	**32**	**390**	**31**	**.351**	**20**	**30**	**46**	**60**	**1460**	**616**	**54**	**.975**
Opponents	**.277**	**55**	**55**	**1857**	**306**	**515**	**89**	**11**	**32**	**277**	**722**	**.389**	**250**	**42**	**357**	**45**	**.372**	**18**	**37**	**52**	**89**	**1437**	**557**	**59**	**.971**

LOB - Team (407), Opp (440). DPs turned - Team (56), Opp (40). CI - Team (2), Murray, A 2. IBB - Team (4), Murray, A 3, Johnson, K 1, Opp (7). Picked off - Bailey, W 4, Gonzalez, M 3, Gold, B 1, Spingola, D 1, Pabst, A 1.

PITCHING

Player	ERA	W	L	APP	GS	CG	SHO	CBO	SV	IP	H	R	ER	BB	SO	2B	3B	HR	AB	B/Avg	WP	HBP	BK	SFA	SHA
Brandon Gold	3.26	7	3	14	12	0	0	1	0	85.2	71	35	31	25	71	12	4	3	310	.229	6	4	0	2	8
Zac Ryan	3.59	9	1	28	0	0	0	2	7	47.2	43	22	19	15	40	6	0	4	172	.250	2	5	0	0	5
Jonathan King	3.82	4	5	15	15	0	0	1	0	92.0	89	47	39	25	51	21	2	3	346	.257	8	9	0	6	7
Ben Parr	4.53	5	4	19	9	0	0	0	0	59.2	73	36	30	34	29	13	2	2	229	.319	2	3	0	3	8
Cole Pitts	6.90	0	6	15	11	0	0	0	0	45.2	51	38	35	32	32	10	1	9	175	.291	11	4	0	4	1

Matt Phillips	4.50	3	0	16	0	0	0	0	0	18.0	19	15	9	12	14	4	0	2	70	.271	3	3	0	0	2
Trevor Craport	4.76	0	0	7	0	0	0	0	0	11.1	13	7	6	3	3	3	0	1	46	.283	0	1	0	0	0
Matthew Gorst	4.81	3	2	26	0	0	0	1	1	33.2	30	20	18	26	32	2	0	1	121	.248	4	3	0	0	4
Daniel Gooden	5.62	0	0	6	1	0	0	0	0	8.0	6	6	5	11	7	1	0	1	28	.214	1	3	0	0	0
Patrick Wiseman	5.87	0	0	8	0	0	0	0	0	7.2	12	6	5	5	5	4	0	1	35	.343	2	1	0	0	1
Jared Datoc	6.52	0	0	10	0	0	0	0	0	9.2	13	8	7	7	7	3	0	1	39	.333	1	1	0	0	0
Ben Schniederjans	6.75	0	1	4	2	0	0	0	0	13.1	19	10	10	7	10	1	0	0	53	.358	0	1	0	2	1
Tanner Shelton	7.71	1	1	22	0	0	0	0	0	16.1	23	15	14	17	20	3	1	1	72	.319	4	0	0	0	0
Devin Stanton	8.04	0	0	15	5	0	0	0	0	28.0	35	29	25	23	28	5	1	2	118	.297	4	0	0	0	0
Joe Wiseman	9.39	0	0	8	0	0	0	0	0	7.2	14	8	8	6	4	1	0	0	33	.424	2	4	0	0	0
Cory Pope	15.43	0	0	2	0	0	0	0	0	2.1	4	4	4	2	4	0	0	1	10	.400	1	0	0	1	0
Totals	**4.83**	**32**	**23**	**55**	**55**	**0**	**2**	**2**	**8**	**486.2**	**515**	**306**	**261**	**250**	**357**	**89**	**11**	**32**	**1857**	**.277**	**51**	**42**	**0**	**18**	**37**
Opponents	**5.20**	**23**	**32**	**55**	**55**	**3**	**5**	**2**	**8**	**479.0**	**506**	**325**	**277**	**213**	**390**	**97**	**9**	**42**	**1874**	**.270**	**43**	**32**	**10**	**20**	**30**

PB - Team (6), Murray, A 4, Pabst, A 2, Opp (8). Pickoffs - Team (12), Gorst, M 3, King, J 3, Ryan, Z 2, Pitts, C 1, Stanton, D 1, Parr, B 1, Murray, A 1, Opp (10). SBA/ATT - Pabst, A (31-56), Murray, A (21-27), Pitts, C (11-15), King, J (8-15), Gold, B (7-13), Parr, B (5-10), Gorst, M (6-9), Ryan, Z (5-7), Stanton, D (4-6), Datoc, J (3-5), Phillips, M (1-3), Gooden, D (1-2), Shelton, T (1-2), Wiseman, P (0-1), Schniederjan (0-1).

TEAM HISTORY

ACC History ____ 44
ACC Tournament Box Scores ____ 45-48
NCAA Tournament Box Scores ____ 49-53
1994 College World Series Team ____ 54-55
2002 College World Series Team ____ 56-57
2006 College World Series Team ____ 58-59
Georgia Tech's MLB Players ____ 60-61
Yellow Jackets in the Pros ____ 62-63
Georgia Tech in the MLB Draft ____ 64-65
All-Americans ____ 66-67
National Honors ____ 68
District/Regional Honors ____ 69
ACC Honors ____ 70-71
Team Honors ____ 72
Retired Numbers ____ 72
Olympics/Team USA ____ 73
Georgia Tech Hall of Fame ____ 74
Coaches & Captains ____ 75
All-Time Roster ____ 76-77
Career Stats of Top Players ____ 78-82

ACC HISTORY/RESULTS

REGULAR-SEASON SERIES RESULTS

Year	BC	CU	DU	FS	UL	MD	MIA	UNC	NCST	ND	UP	VA	VT	WAKE	Total	Overall	Division
1980	-	1-1	0-2	-	xx	0-2	-	0-2	2-0	xx	xx	0-2	-	0-1	3-10	7th	-
1981	-	0-2	0-2	-	xx	0-2	-	0-2	0-2	xx	xx	0-2	-	1-1	1-13	8th	-
1982	-	0-2	1-1	-	xx	2-0	-	0-2	1-1	xx	xx	2-0	-	0-2	6-8	5th	-
1983	-	1-1	1-1	-	xx	0-2	-	1-1	1-1	xx	xx	1-1	-	1-1	6-8	5th	-
1984	-	0-2	-	-	xx	1-1	-	0-2	1-1	xx	xx	1-1	-	2-0	5-7	5th	-
1985	-	1-1	1-1	-	xx	1-1	-	0-2	1-1	xx	xx	1-1	-	1-0-1	6-7-1	5th	-
1986	-	1-1	2-0	-	xx	2-0	-	1-1	1-1	xx	xx	2-0	-	1-1	10-4	2nd	-
1987	-	3-0	2-1	-	xx	3-0	-	3-0	2-1	xx	xx	1-2	-	3-0	17-4	1st	-
1988	-	0-3	2-1	-	xx	1-1	-	3-0	1-2	xx	xx	2-1	-	3-0	12-8	3rd	-
1989	-	1-2	2-0	-	xx	3-0	-	1-2	1-2	xx	xx	3-0	-	2-0	13-6	3rd	-
1990	-	1-2	3-0	-	xx	-	-	2-1	0-3	xx	xx	3-0	-	0-3	9-9	T-4th	-
1991	-	1-2	1-2	-	xx	3-0	-	1-2	2-1	xx	xx	2-1	-	2-0	12-8	2nd	-
1992	-	2-1	2-1	1-2	xx	1-1	-	3-0	0-3	xx	xx	3-0	-	2-1	14-9	4th	-
1993	-	3-0	3-0	1-2	xx	0-1	-	2-1	2-1	xx	xx	2-1	-	3-0	16-6	1st	-
1994	-	1-2	3-0	2-1	xx	2-1	-	2-1	2-1	xx	xx	3-0	-	1-2	16-8	T-2nd	-
1995	-	0-3	3-0	2-1	xx	3-0	-	1-2	3-0	xx	xx	1-2	-	3-0	16-8	3rd	-
1996	-	1-2	2-1	1-2	xx	3-0	-	0-3	2-1	xx	xx	3-0	-	1-2	13-11	T3rd	-
1997	-	1-1	3-0	1-2	xx	3-0	-	3-0	3-0	xx	xx	2-1	-	3-0	19-4	1st	-
1998	-	3-0	3-0	0-3	xx	2-1	-	1-2	1-2	xx	xx	2-0	-	2-1	14-9	T-2nd	-
1999	-	0-3	2-1	1-2	xx	3-0	-	2-1	2-1	xx	xx	1-2	-	1-2	12-12	5th	-
2000	-	2-1	1-2	1-2	xx	3-0	-	3-0	3-0	xx	xx	3-0	-	2-1	18-6	1st	-
2001	-	1-2	2-1	2-1	xx	3-0	-	1-2	1-2	xx	xx	2-1	-	1-2	13-11	4th	-
2002	-	2-1	3-0	0-3	xx	2-1	-	2-1	3-0	xx	xx	2-1	-	0-2	14-9	5th	-
2003	-	0-3	3-0	1-2	xx	3-0	-	2-1	2-1	xx	xx	3-0	-	3-0	17-7	2nd	-
2004	-	3-0	3-0	3-0	xx	3-0	-	2-1	2-0	xx	xx	0-3	-	2-1	18-5	1st	-
2005	-	2-1	3-0	3-0	xx	2-1	2-1	1-2	3-0	xx	xx	0-3	3-0	3-0	22-8	1st	-
2006	1-2	2-1	3-0	3-0	xx	1-2	2-1	2-1	1-2	xx	xx	2-1	2-1	-	19-11	4th	3rd
2007	2-1	1-2	2-1	0-3	xx	3-0	1-2	1-2	3-0	xx	xx	1-1	1-2	-	15-14	7th	4th
2008	3-0	2-1	2-1	0-3	xx	1-2	0-3	1-2	-	xx	xx	2-1	3-0	2-1	16-14	5th	3rd
2009	1-0	1-2	1-2	2-1	xx	3-0	2-1	1-2	-	xx	xx	1-1-1	2-1	3-0	17-10-1	4th	2nd
2010	2-1	3-0	3-0	-	xx	2-1	2-1	3-0	1-2	xx	xx	1-2	1-2	3-0	21-9	2nd	2nd
2011	3-0	1-2	2-1	-	xx	3-0	3-0	2-1	3-0	xx	xx	1-2	2-1	2-1	22-8	T-1st	T-1st
2012	1-2	1-2	2-1	0-3	xx	-	1-2	2-1	1-2	xx	xx	1-2	2-1	1-2	12-18	8th	4th
2013	3-0	1-2	1-2	1-2	xx	-	1-2	2-1	0-3	xx	xx	2-1	2-1	2-1	15-15	7th	4th
2014	-	-	3-0	2-1	xx	1-2	2-1	2-1	1-2	-	0-3	0-3	2-1	-	14-16	9th	5th
2015	0-3	2-1	2-1	-	0-3	xx	0-3	1-2	-	2-1	2-1	2-1	2-1	-	13-17	10th	5th
	16-9	**45-52**	**72-26**	**27-36**	**0-3**	**63-22**	**16-17**	**54-47**	**52-39**	**2-1**	**2-4**	**58-40-1**	**21-12**	**54-28-1**	**486-337-2**		

xx - not a member of the Atlantic Coast Conference; Regular-season series only. Tournament games not included.

SERIES RECORDS VERSUS ALL ACC TEAMS

Opponent	Overall	In ACC*	At Russ Chandler Stadium	ACC Tournament	Under Danny Hall	First Meeting	Last Meeting
Boston College	16-10	16-10	9-1	0-1	16-10	2006	2015
Clemson	106-108-3	56-70	73-42-2	11-16	36-42	1902	2015
Duke	90-33	80-29	49-14	8-3	58-38	1903	2015
Florida State	45-70	37-42	19-27	9-6	35-37	1959	2014
Louisville	1-5	0-3	0-0	0-0	1-3	1976	2015
Maryland	*73-26*	*68-24*	*43-6*	*5-2*	*48-11*	*1921*	*2014*
Miami	35-55-2	20-19	16-21	4-2	25-32	1958	2015
North Carolina	73-59	64-51	36-29	10-4	41-29	1901	2015
NC State	72-53	65-50	36-14	13-11	42-25	1921	2014
Notre Dame	8-5	2-1	8-5	0-0	5-1	1924	2015
Pittsburgh	2-4	2-4	2-1	0-0	2-4	2014	2015
Virginia	71-51-2	65-45-1	38-16-2	7-5	38-42-1	1924	2015
Virginia Tech	26-15	22-13	16-8	0-2	25-13	1980	2015
Wake Forest	72-40-1	67-34-1	43-16	10-4	41-22	1898	2014
Totals	**690-534-8**	**564-395-2**	**388-200**	**77-56**	**413-309-1**		

**Record as a member of the ACC vs. members of the ACC (includes all games)*
NOTE: Georgia Tech became eligible for ACC Championship in 1980; Florida State (1992); Miami and Virginia Tech (2005); Boston College (2006); Pitt and Notre Dame (2014); Louisville (2015).
Maryland left league following 2014 season

ACC TOURNAMENT BOX SCORES

GEORGIA TECH'S ALL-TIME ACC TOURNAMENT RECORD: 77-56 (.579)

Preliminary Rounds/Pool Play: 68-53 (.562); 36 appearances
Championship Game: 9-3 (.750); 12 appearances
Titles: 1985, 1986, 1987, 1988, 2000, 2003, 2005, 2012, 2014

1980

Raleigh, N.C.
Doak Field
(Single-elimination)

Georgia Tech. 2 9 1
Maryland 9 13 1
Jim Thorsten, Mike Gentry (5) and Danny Watkins; Pete Sinopoli and Steve Jordan. HR-Gary Newsom (GT), John Brisee (M). W-Sinopoli. L-Thorsten.
First-round game played at Shipley Field, College Park, Md.

1981

Chapel Hill, N.C.
Boshamer Stadium

Georgia Tech. 6 14 3
Clemson. 7 11 3
10 innings
Richard O'Brien, Jim Thorsten (7), Alan Walker (8), Chuck Moore (10) and Greg Woodward; Jeff Gilbert, Greg Guin (7) and Coe Brier, David Lemaster (8). W-Guin. L-Walker. HR-Guin (C).

Virginia. 2 7 1
Georgia Tech. 5 9 4
Doug Erbaugh, Ken Smither (1), Jeremy Peizer (8) and Mel Barbee; Stu Rogers and Greg Woodward. W-Rogers. L-Smither. HR-Rick Lockwood (GT), Tommy Thompson (GT), Danny Watkins (GT).

Georgia Tech. 6 9 6
N.C. State 9 13 3
Jim Thorsten, Mike Gentry (2), Eric Perry (4), Chuck Moore (4), Alan Walker (6), and Greg Woodward; Mike Pesavento, Jim Rivera (5), and Pat Sheehy. W-Rivera. L-Walker. HR-David Trapani (GT), Chuckie Canady (NCS).

1982

Chapel Hill, N.C.
Boshamer Stadium

Georgia Tech. 5 6 1
N.C. State 1 2 1
Stu Rogers and Greg Woodward; Joe Plesac, Jim Rivera (5) and Jim Toman. W-Rogers. L-Plesac. HR-Rick Lockwood (GT), Tracy Black (NCS).

Clemson. 16 16 0
Georgia Tech. 2 4 4
Jimmy Key, Bill Wolff (9) and Coe Brier, Steve Van Dyke (5); Alan Walker, Richard O'Brien (8), Brad Stuart (8), Jeff Waller (9), Joe Todd (9), Mike Stanford (9) and Greg Woodward. W-Key. L-Walker. HR-Craig Roberson (C).

Georgia Tech. 6 9 3
Wake Forest 8 9 2
John Jett, Richard O'Brien (7) and Greg Woodward; Scott Harrison, Frank Warner (8) and David Couch. W-Harrison. L-Jett. SV-Warner. HR-Bill Ruffner (WF) 2, Brian Greif (WF), Bill Merrifield (WF).

1983

Chapel Hill, N.C.
Boshamer Stadium

Georgia Tech. 7 3 3
N.C. State 10 14 2
Stu Rogers, George Shirilla (8) and Greg Woodward; Dan Plesac, David Hall (9) and Jim Toman. W-Plesac. L-Rogers. HR-Toman (NCS).

Virginia. 8 17 1
Georgia Tech. 1 8 7
John Kampschror and Jack Murray; Jeff Distasio, Keith Fleming (7) and Greg Woodward. W-Kampschror. L-Distasio. HR-Kevin Clarke (V).

1984

RUNNER-UP
Durham, N.C.
Durham Athetic Park

Georgia Tech. 0 3 3
Maryland 4 10 3
Stu Rogers and Jeff Mons; Mike Romanovsky and Tom Weider. W-Romanovsky. L-Rogers.

Wake Forest 3 10 1
Georgia Tech. 4 12 2
12 innings
Jeff Mnick, Leo Leitner (9) and David Couch; Rob Beistline, Keith Fleming (10) and Jeff Mons. W-Fleming. L-Leitner. HR-Mike Wilcox (WF), Kyle Caddell (WF).

Georgia Tech. 8 17 1
Duke 4 6 1
10 innings
John Horn, Keith Fleming (8), Mike Stanford (9) and Jeff Mons; Andrew Penrod, Mark Sikorski (8), Dave Coughenour (10) and Tom Decker. W-Stanford. L-Sikorski. HR-Chuck Maisano (GT), Ron Bianco (D).

N.C. State 3 9 0
Georgia Tech. 5 6 1
Mike Pesavento and Doug Davis; Stu Rogers and Jeff Mons. W-Rogers. L-Pesavento. HR-Tracy Black (NCS), Scott Jordan (GT).

Championship Game
North Carolina 9 12 0
Georgia Tech. 4 11 7
Doug Torborg, Bob Mulligan (6), Gordon Douglas (7) and Matt Merullo; Kevin Brown, George Shirilla (4), Mike Stanford (9), Keith Fleming (9) and Jeff Mons. W-Torborg. L-Brown. SV-Douglas. HR-Devy Bell (NC), Scott Johnson (NC), Glenn Liacouras (NC), B.J. Surhoff (NC), Steve Newbern (GT), Scott Jordan (GT).

1985

****CHAMPIONS****
Atlanta, Ga.
Russ Chandler Stadium

Georgia Tech. 23 27 1
N.C. State 11 22 4
Kevin Brown, Rob Beistline (6), Roger Roddy (9) and Jeff Mons, Pete Stephens (8); Paul Grossman, Mike Schopp (2), Greg Solomon (3), Joe Maciejewski (3), Mark Sigmon (7), Brian Wagoner (9) and Jim McNamara. W-Brown. L-Grossman. HR-Scott Jordan (GT) 2, Pete Geist (GT), Andrew Fava (NCS), Mick Billmeyer (NCS), Turtle Zaun (NCS).

Georgia Tech. 15 14 1
Wake Forest 11 17 2
Keith Fleming, Rob Beistline (7) and Jeff Mons; Jeff Mnick, Mike Featherstone(4), Keith Ksansnak (8) and Emmett Walsh. W-Fleming. L-Mnick. HR-Scott Jordan (GT), Nick Chmil (WF).

Clemson. 9 12 6
Georgia Tech. 12 11 2
John Pawlowski, John Burnett (7), Steve Currier (8), Jeff Fisher (8), Bill Steele (8) and Bert Heffernan; Roger Kinard, Roger Roddy (6), George Shirilla(6), John Stewart (9) and Jeff Mons, Pete Stephens (7). W-Shirilla. L-Fisher. HR-Heffernan (C).

Georgia Tech. 8 11 0
Maryland 2 8 2
John Horn and Jeff Mons; Erik Weisskopf, Thom Tryon (6) and Charlie Laird. W-Horn. L-Weisskopf. HR-Jamie Sims (GT), Mons (GT), Rick Wilson (M).

Championship Game
Clemson. 5 11 0
Georgia Tech. 7 13 1
Oliver Whitaker, Jeff Fisher (8) and Bert Heffernan; Kevin Brown and Jeff Mons, Pete Stephens (9). W-Brown. L-Whitaker. HR-Scott Dillon (C), K.G. White (GT).

1986

****CHAMPIONS****
Durham, N.C.
Durham Athletic Park

Maryland 5 8 2
Georgia Tech. 7 8 4
Bruce Ford, Rich Smith (9) and Preston Warner; Jeff Distasio, Roger Roddy (4), Jim Poole (4), Keith Fleming (6) and Jeff Mons. HR-Distasio (GT). W-Fleming. L-Ford.

Clemson. 5 11 3
Georgia Tech. 16 17 3
Oliver Whitaker, Scott Welch (3), John Burnette (6) and Bert Heffernan, Joey Rowland (7); Kevin Brown, Jim Poole (7), John Stewart (9) and Jeff Mons. W-Brown. L-Whitaker. HR-Steve Baucom (C) 2, Mike Fowler (GT), Jeff Distasio (GT) 2, Pat McGuire (GT).

Georgia Tech. 7 11 1
N.C. State 3 2 2
Roger Kinard, Jim Poole (7), Keith Fleming (8) and Jeff Mons; Jeff Hartsock and Jim McNamara. W-Kinard. L-Hartsock. SV-Fleming. HR-Riccardo Ingram (GT), Frank Bolick (GT).

Georgia Tech. 9 9 3
North Carolina 7 11 2
Todd Shiver, Jim Poole (8) and Jeff Mons; Doug Torborg, Todd Kopczynski (4), Tim Kirk (4) and Matt Merullo. W-Shiver. L-Kopczynski. SV-Poole. HR-Ty Griffin (GT), Jeff Distasio (GT), Mike Fowler (GT), Frank Bolick (GT), Howard Freiling (NC), Matt Merullo (NC).

Championship Game
N.C. State 6 8 3
Georgia Tech. 9 11 1
Brad Rhodes, Eddie McClendon (1), Larry Price (5) and Jim McNamara; Scott Erwin, John Stewart (3), Keith Fleming (7) and Jeff Mons. W-Stewart. L-Price. SV-Fleming. HR-Bill Klenoshek (NCS), Andrew Fava (NCS), K.G. White (GT), Jeff Distasio (GT), Riccardo Ingram (GT).

1987

****CHAMPIONS****
Greenville, S.C.
Municipal Stadium

Duke 1 4 3
Georgia Tech. 3 9 1
Don Fowler and Rich Beviglia; Todd Shiver and Brian Fleury. W-Shiver. L-D. Fowler. HR-Mike Fowler (GT).

Georgia Tech. 4 11 0
N.C. State 5 10 1
Roger Kinard, John Davis (9) and Brian Fleury, David Ivester (6); Preston Woods, Mark Wendel (3), Larry Price (9) and Bobby Russell. W-Price. L-Kinard. HR-Turtle Zaun (NCS).

Georgia Tech. 5 8 1
Wake Forest 3 6 4
Sam Drake, Jim Poole (9) and David Ivester; Craig Gourlay and Anthony Maisano. W-Drake. L-Gourlay. HR-Carl Sitler (GT).

Clemson. 1 11 1
Georgia Tech. 7 8 1
Bill Steele, Doug Marchal (5), Mike Huggins (6), Scott Welch (7) and Bert Heffernan; Todd Shiver, Jim Poole (8) and David Ivester. W-Shiver. L-Steele. HR-Carl Sitler (GT).

Championship Game
N.C. State 0 5 2
Georgia Tech. 6 9 0
Brad Rhodes, Eddie McClendon (4), Mark Wendel (6) and Bill Klenoshek; Roger Kinard and David Ivester. W-Kinard. L-Rhodes.

1988

****CHAMPIONS****
Greenville, S.C.
Municipal Stadium

Wake Forest 3 6 2
Georgia Tech. 4 8 1
Buddy Jenkins, Frank Humber (8) and Greg Cox; Scott Erwin, Jim Poole (8) and David Ivester. W-Poole. L-Jenkins. HR-Sean Gallaher (WF).

Georgia Tech. 8 13 1
N.C. State 5 6 4
John Davis, Joe Wise (5), Jim Poole (9) and David Ivester; Brad Rhodes, Don Clawson (3), Larry Price (6) and Bill Klenoshek. W-Wise. L-Rhodes. HR-Marty Durkin (GT), Ty Griffin (GT), Bryn Kosco (NCS).

Georgia Tech. 3 7 2
North Carolina 5 9 2
Sam Drake, Jon George (5) and David Ivester; Jim Dougherty, Rich Fernandez (9) and Jesse Levis. W-Dougherty. L-Drake. SV-Fernandez.

Virginia. 4 9 4
Georgia Tech. 5 11 1
Doug Johns, Mike Brennan (5), Todd Vick (6), Mark McMillan (7) and Mike Marrale; Doug Creek, Joe Wise (7), Jim Poole and David Ivester (9). W-Creek. L-Johns. SV-Poole. HR-Chris Kughn (V).

Championship Game
North Carolina 2 6 1
Georgia Tech. 6 12 2
Michael Hoog, Scott Lodgek (4), Kreg Gresham (4), Dave Arendas (7) and Jesse Levis; Scott Erwin, Jim Poole (9) and David Ivester. W-Erwin. L-Hoog. SV-Poole. HR-Ty Griffin (GT), Billy Parham (GT).

1989

Greenville, S.C.
Municipal Stadium

Virginia. 0 4 1
Georgia Tech. 3 5 2
David Sammons and John McCrory; Scott Erwin and Jon Anderson. W-Erwin. L-Sammons.

Clemson. 9 8 2
Georgia Tech. 3 5 4
Brian Faw, Jerome Santivasci (2), Tim Peele (8) and Mike Couture; Doug Creek, Mike Hostetler (8), Kevin Hilton (8) and Jon Anderson. W-Santivasci. L-Creek. HR-Joe DeBerry (C), Henry Threadgill (C).

Georgia Tech. 3 8 0
Wake Forest 5 10 2
Sam Drake, John Davis (3) and Jon Anderson; Chan Crane, Frank Humber (4) and Greg Cox. W-Humber. L-Drake.

1990

Greenville, S.C.
Municipal Stadium

Georgia Tech. 3 9 1
Wake Forest 1 6 0
Mike Hostetler and Paul Mears; Mike Buddie, Paul Reinisch (8) and Ross Restuccio. W-Hostetler. L-Buddie. HR-Ron Raper (GT).

North Carolina 9 13 1
Georgia Tech. 4 7 3
Michael Hoog, Paul Shuey (6) and Rich Griffith; Doug Creek, Joe Wise (8) and Paul Mears. W-Shuey. L-Creek.

Georgia Tech. 6 9 3
N.C. State 10 11 0
John Davis, Brett Colson (5), Mark Pisciotta (8) and Paul Mears; Michael Butler, Jimmy Holland (3), Brian Bark (8) and J.J. Picollo. W-Holland. L-Davis. SV-Bark. HR-Anthony Maisano (GT).

ACC TOURNAMENT BOX SCORES

1991

RUNNER-UP
Greenville, S.C.
Municipal Stadium

Duke 7 12 1
Georgia Tech. 9 13 1
John Courtright, Mike Kotarski (8) and David Williams; Doug Creek, Brent Colson (9) and Jason Varitek. W-Creek. L-Courtright. SV-Colson. HR-Ryan Jackson (D), David Norman (D), Michael Wolff (GT), Andy Bruce (GT).

Georgia Tech. 9 13 1
Virginia. 3 6 7
Mark Pisciotta and Jason Varitek, Paul Mears (9); Todd Fiegel, Frank Lankford (5), Dave Devane (8) and Kevin O'Sullivan, Marc Taglieri (9). W-Pisciotta. L-Fiegel.

Georgia Tech. 5 9 2
Clemson. 6 14 0
Brent Colson, Billy Harris (7) and Jason Varitek; Paxton Briley, Chet Kendall (6), Scott Miller (7), Mike Holtz (7), Eric Bradford (8), Tim Peele (8) and Jim Anderson. HR-Michael Spiers (C). W-Peele. L-Harris.

N.C. State. 3 9 0
Georgia Tech. 4 11 1
Jeff Pierce, Steve Shingledecker (9), Jason Smith (9) and Jimmy Holland; Doug Creek, Brett Binkley (6), Chris Myers (9) and Jason Varitek. W-Myers. L-Shingledecker. HR-Pierce (NCS), Michael Wolff (GT).

Championship Game
Clemson. 24 22 4
Georgia Tech. 8 8 4
Jason Angel, Mike Holtz (8), John Pawlowski (9) and Mike Lockhart; Chris Myers, Billy Harris (4), Kevin Hilton (5), Mike Reynolds (5), Doug Kenney (8) and Jason Varitek, Paul Mears (4). W-Angel. L-Myers. HR-Jim Crowley (C), Eric Macrina (C), Joe DeBerry (C), Michael Wolff (GT).

1992

Greenville, S.C.
Municipal Stadium

North Carolina 4 11 1
Georgia Tech. 5 13 1
Brian Willman and Donnie Leshnock. Brent Colson, Brett Binkley (8) and Jason Varitek. W-Colson. L-Willman. SV-Binkley.

Georgia Tech. 4 10 1
N.C. State. 7 6 0
Brad Rigby, Michael Jerzembeck (4), Mike Martin (7) and Jason Varitek. Terry Harvey, Jamie Wolkosky (9), Mark Bogle (9) and Greg Almond. W-Harvey. L-Rigby. HR-Paul Borawski (NCS), Vinny Hughes (NCS) 2, Michael Smith (GT).

Duke 3 9 3
Georgia Tech. 7 10 1
Jack Zarinsky, Mike Kotarski (3), Tony Runion (8), Phil Harrell (9) and Matt Harrell. David Albert, Brett Binkley (9) and Jason Varitek. W-Albert. L-Zarinsky. SV-Binkley. HR-Matt Harrell (D).

Georgia Tech. 4 11 1
Clemson. 5 9 3
Al Gogolin, Brett Binkley (6), Chris Myers (8) and Jason Varitek. Andy Taulbee (C), Eric Bradford (7), Aaron Jersild (8) and Andy Monin. W-Jersild. L-Binkley.

1993

Greenville, S.C.
Municipal Stadium

Maryland 0 4 2
Georgia Tech. 6 10 0
Steve Paasch and Fella Dolby. Brad Rigby, Chris Myers (7) and Jason Varitek. W-Rigby. L-Paasch. HR-David Newhan (GT).

Georgia Tech. 8 12 3
Clemson. 9 11 1
David Albert, Mike Martin (4), Chris Myers (8) and Jason Varitek. Jeff Keppen, Andy Taulbee (7), Scott Winchester (9) and Chris Carter. W-Keppen. L-Albert. SV-Winchester. HR-Scott McIntyre (GT), Chris Carter (C), Jeff Miller (C), Shane Monahan (C), Jason Varitek (GT).

Georgia Tech. 2 8 1
Florida State 5 8 2
Al Gogolin, Brett Binkley (8) and Jason Varitek. John Wasdin, John Nedeau (9) and Mike Martin. W-Wasdin. L-Gogolin. SV-Nedeau. HR-Mike Schmitz (FSU).

1994

Greenville, S.C.
Municipal Stadium

North Carolina 4 11 2
Georgia Tech. 7 10 0
Sean Murphy, Thad Chrismon (8) and Manny DaSilva. Brad Rigby and Jason Varitek. W-Rigby. L-Murphy. HR-DaSilva (NC).

Georgia Tech. 6 11 0
Wake Forest 0 8 1
Al Gogolin and Jason Varitek. Bobby Rodgers, Todd Jenkins (9), Bobby Wood (9) and Kyle Wagner. W-Gogolin. L-Rodgers.

Clemson. 9 11 2
Georgia Tech. 6 10 0
Kris Benson, Ken Vining (2) and Mike Eydenberg. Shane McGill, Chris Myers (5) and Jason Varitek. W-Vining. L-McGill. HR-Brandon Hensley (GT), Andy Monin (C).

Georgia Tech. 3 9 2
N.C. State. 11 16 0
Tucker Barr, Geoff Duncan (5), Matt Saier (8) and Jason Varitek. Corey Lee, Pork Wallech (8) and Robby Lasater. W-Lee. L-Barr. HR-Pat Clougherty (NCS), Nomar Garciaparra (GT), Larry Edens (NCS), Tom Sergio (NCS).

1995

Greenville, S.C.
Municipal Stadium

N.C. State. 9 7 1
Georgia Tech. 5 13 3
12 innings
Terry Harvey, Mike Cronemeyer (11) and Rob Lasater. Kris Wilson, Matt Saier (8) and Tucker Barr. W-Cronemeyer. L-Saier. HR-Tony Ellison (NCS) 3, Ryan Ritter (GT).

Georgia Tech. 3 9 2
Virginia. 2 4 1
David Elder, Tucker Barr (9) and Tucker Barr, Brandon Hensley (9). Seth Greisinger and Justin Counts. W-Elder. L-Greisinger. S-Barr.

North Carolina 12 14 3
Georgia Tech. 9 7 3
Jim Wallace, Ethan Stein (4), Thad Chrismon (8) and Josh Rowell. Rich Thieme, Matt Saier (7), Jase Wrigley (9) and Tucker Barr. W-Stein. L-Thieme. S-Chrismon. HR-Antawan Smith (NC), Tyrone Brown (NC), Tucker Barr (GT).

1996

Durham, N.C.
Durham Bulls
Athletic Park

North Carolina 9 10 2
Georgia Tech. 13 12 2
Jim Wallace, Michael Horney (5), A.Y. Yoder (6), Corey Richardson (8) and Josh Rowell. David Elder, L.J. Yankosky (9) and Tucker Barr. W-Elder. L-Richardson. HR-Richie Grimsley (NC), Jarrett Shearin (NC), Tucker Barr (GT) 2, Scott Byers (GT), Mark Fischer (GT), Adam Leggett (GT).

Georgia Tech. 1 6 4
Clemson. 6 9 2
Jase Wrigley, Scott Prather (6), Kris Wilson (7), Rich Thieme (8), Geoff Duncan (8) and Tucker Barr. Billy Koch, Brian Matz (7) and Will Duffie. W-Koch. L-Wrigley. S-Matz.
Game played at Boshamer Stadium in Chapel Hill, N.C.

N.C. State. 1 3 1
Georgia Tech. 6 7 0
Mike Rambusch, Brian Fields (7), Dustin Baker (7) and Marty Bourgon. Chuck Crowder and Tucker Barr. W-Crowder. L-Rambusch. HR-Marty Bourgon (NCS).

Georgia Tech. 4 7 2
Virginia. 8 11 3
Shane McGill, Carlos Cason (6), Rich Thieme (7), Geoff Duncan (7) and Tucker Barr. Craig Zaikov, Andrew Lee (8) and Justin Counts. W-Zaikov. L-McGill. HR-Mark Fischer (GT), Pat Bransford (V) 2, Symmion Willis (V).

1997

St. Petersburg, Fla.
Al Lang Stadium

North Carolina 6 9 4
Georgia Tech. 7 10 6
Mike Bynum, Jim Wallace (6), Scott McAllister (6) and Greg Donohue. Kris Wilson, Jase Wrigley (8) and Eric McQueen. W-Wrigley. L-McAllister.

Georgia Tech. 4 9 2
Clemson. 7 10 1
David Elder, Chuck Crowder (7), Jase Wrigley (8) and Eric McQueen. Matt White, Scott Clackum (7) and Matthew LeCroy. W-White. L-Elder. S-Clackum.

Duke 5 3 0
Georgia Tech. 3 3 1
Richard Dishman, Vaughn Schill (9) and Gregg Maluchnik. L.J. Yankosky, Jase Wrigley (8), Rich Thieme (9) and Eric McQueen. W-Dishman. L-Yankosky.

1998

Durham, N.C.
Durham Bulls
Athletic Park

Duke 4 12 1
Georgia Tech. 0 4 2
Stephen Cowie and Gregg Maluchnik. Scott Prather, Simon Young (6), Jase Wrigley (7) and Bryan Prince. W-Cowie. L-Prather. HR-Ed Conrey (D).

Clemson. 6 7 3
Georgia Tech. 10 8 2
Ryan Mottl, Mike Proto (5) and Derek Borgert. Chuck Crowder, Jeff Bien (9), Cory Vance (9) and Eric McQueen. W-Crowder. L-Mottl. HR-Bradley LcCroy (C).

Georgia Tech. 1 4 0
Wake Forest 2 6 1
L.J. Yankosky, Simon Young (8), Jase Wrigley (8) and Eric McQueen. Eric Schmitt and Andrew Riepe. W-Schmitt. L-Yankosky. HR-Jahmal Overton (GT).

1999

Durham, N.C.
Durham Bulls
Athletic Park

Georgia Tech. 15 18 1
North Carolina 4 4 6
Chuck Crowder, Kevin Cameron (7), Brad Busbin (8), Jesse Thompson (9) and Eric McQueen, Adam Blue (9). Ryan Snare, Corey Richardson (2), Michael Horney (5), B.J. Finnerty (7) and Dan Moylan, Ryan Blake (9). W-Crowder. L-Snare. HR-Stephen Donaghey (GT).

Florida State 7 12 1
Georgia Tech. 3 11 2
Blair Varnes, Chris Chavez (7) and Jeremiah Klosterman. Cory Vance, Andy Mitchell (7) and Eric McQueen. W-Varnes. L-Mitchell.

Georgia Tech. 6 10 2
N.C. State 9 10 3
Ben Sheeter, Steve Kelly (3), Rhett Parrott (5), Andy Mitchell (8) and Eric McQueen. Grant Dorn, Mike Sollie (7) and Dan Mooney. W-Dorn. L-Sheeter. S-Sollie. HR-Bryan Prince (GT).

2000

****CHAMPIONS****
Fort Mill, S.C.
Knights Stadium

Duke 3 7 1
Georgia Tech. 9 14 5
Kyle Perry, Brad DuPree (2) and Troy Caradonna. Steve Kelly, Kevin Cameron (8), Andy Mitchell (9) and Bryan Prince. W-Kelly. L-Perry. HR-Wes Goodner (D), Jason Basil (GT), Mark Teixeira (GT).

Wake Forest 3 5 0
Georgia Tech. 6 10 1
Matt Briggs and Dan Conway. Cory Vance and Bryan Prince. W-Vance. L-Briggs. HR-Carlos Brackley (WF), Derik Goffena (GT).

Clemson. 8 12 3
Georgia Tech. 9 10 1
Jarrod Schmidt, Steve Reba (6), Nick Glaser (9) and Brian Ellis. Rhett Parrott, Jeff Watchko (7) and Bryan Prince. W-Watchko. L-Glaser. HR-Mike Calitri (C), Derik Goffena (GT).

Georgia Tech. 10 15 1
Florida State 3 8 4
Philip Perry, Andy Mitchell (8) and Bryan Prince. Jon McDonald, Dave Hodges (5), Robby Read (7), John Bentley (9) and Blair McCaleb and Mike Futrell (9). W-Perry. L-McDonald. HR-Brad Stockton (GT), Jason Basil (GT), Bryan Prince (GT).

Championship Game
Clemson. 4 9 0
Georgia Tech. 8 12 2
Ryan Childs, Matt Additon (7), Thomas Boozer (7), Steve Reba (7), Mike Proto (9). Ben Sheeter, Kevin Cameron (7), Andy Mitchell (8) and Bryan Prince. W-Cameron. L-Additon. S-Mitchell. HR-Patrick Boyd (C), Jason Basil (GT).

2001

Fort Mill, S.C.
Knights Stadium

Duke 2 6 1
Georgia Tech. 16 19 0
Ryan Caradonna, Troy Begley (7), Greg Burke (7), Evan Anderson (8) and Troy Caradonna. Kevin Cameron, Brian Burks (8), Aaron Walker (9) and Bryan Prince and Kevin Gergel (8). W-Cameron. L-Caradonna. HR-Bryan Prince (GT), Jason Basil (GT).

Florida State 5 14 4
Georgia Tech. 6 16 0
10 Innings
Matt Lynch, Trent Peterson (8), Justin Lord (8), Daniel Hodges (10) and Tony Richie. Rhett Parrott, Brian Burks (8), Jeff Watchko (9) and Bryan Prince. W-Watchko. L-Hodges.

Georgia Tech. 3 8 1
Wake Forest 4 7 0
Steve Kelly and Bryan Prince. Kyle Sleeth, Dave Bush (8) and Jason Aquilante. W-Sleeth. L-Kelly. S-Bush. HR-Richard Lewis (GT), Jamie D'Antona (WF), Stephen Ghutzman (WF).

Georgia Tech. 4 10 4
NC State 6 11 1
Philip Perry, Brian Burks (8), Jeff Watchko (8) and Bryan Prince. Josh Blanton, Josh Miller (5) and Colt Morton. W-Miller. L-Burks. HR-Colt Morton (NCS), Joe Gaiette (NCS).

2002

St. Petersburg, Fla.
Florida Power Park

Georgia Tech. 0 7 3
Clemson. 10 11 1
Chris Goodman, Nick Wagner (7), Aaron Walker (7), Jordan Crews (8) and Tyler Parker. Steve Reba, Steven Jackson (9) and Steve Pyzik, Stech Miller (9). W-Reba. L-Goodman. HR-Khalil Greene (C).

Duke 1 6 2
Georgia Tech. 6 8 1
Zach Schreiber, Tim Layden (5) and Troy Caradonna. Kyle Schmidt, Philip Perry (9) and Tyler Parker. W-Schmidt. L-Schreiber. HR-Matt Murton (GT).

ACC TOURNAMENT BOX SCORES

North Carolina 8 16 1
Georgia Tech. 10 11 1
Daniel Moore, Carter Harrell (5), Michael Gross (5), Whitley Benson (8) and Chris Iannetta, Ryan Blake (7). Kyle Bakker, Jeff Watchko (5) and Tyler Parker. W-Watchko. L-Harrell. HR-Adam Greenberg (NC), Jeremy Cleveland (NC), Ryan Blake (NC), Jeremy Slayden (GT).

Georgia Tech. 4 6 2
Florida State 7 9 2
Brian Burks, Aaron Walker (5) and Mike Nickeas. Robby Read, Daniel Davidson (6), Daniel Hodges (9) and Tony Richie. W-Read. L-Burks. S-Hodges.

2003

****CHAMPIONS****
Salem, Va.
Salem Memorial Stadium

Wake Forest 8 15 4
Georgia Tech. 9 9 1
Kyle Sleeth and Steven Malinowski. Micah Owings, Andrew Kown (7), Brian Burks (9) and Mike Nickeas. W-Owings. L-Sleeth. S-Burks. HR-Ryan Johnson (WF), Jeremy Slayden (GT).

Georgia Tech. 0 6 1
NC State 6 12 0
Kyle Bakker, Jeff Watchko (6), Nick Wagner (7), Ryan Self (8) and Mike Nickeas. Nate Cretarolo and Justin Riley. W-Cretarolo. L-Bakker.

Duke 4 11 5
Georgia Tech. 23 25 3
Kevin Thompson, Zach Schreiber (1), Justin Dilucchio (3), Drew Jerdan (6), Blake Walker (8) and Troy Caradonna. Aaron Walker and Andy Hawranick. W-Walker. L-Thompson. HR-Steven Blackwood (GT), Jeremy Slayden (GT), Tyler Greene (GT).

North Carolina 6 10 0
Georgia Tech. 10 9 2
Scott Manshack, Bo Dickerson (4), Jonathan Hovis (6), Matt Danford (8) and Chris Iannetta. Chris Goodman, Nick Wagner (9) and Mike Nickeas. W-Goodman. L-Dickerson.

Georgia Tech. 10 12 2
Florida State 7 7 2
Andrew Kown, Brian Burks (4) and Andy Hawranick, Mike Nickeas (9). Glen Simon, Hunter Jones (5), Kevin Lynch (8), Daniel Hodges (9). W-Burks. L-Hodges. HR-Stephen Drew (FS).

Championship Game
NC State 5 10 2
Georgia Tech. 6 8 2
10 innings
Phillip Davidson, Colin Brown (5), David Hicks (7), Chad Orvella (7) and Justin Riley, Colt Morton (7). Jason Neighborgall, Jeff Watchko (6) and Mike Nickeas. W-Watchko. L-Orvella.

2004

RUNNER-UP
Salem, Va.
Salem Memorial Stadium

Maryland 3 11 0
Georgia Tech. 4 9 0
Sean Kane and Bobby Ryan. Brian Burks, Nick Wagner (9) and Mike Nickeas. W-Burks. L-Kane. S-Wagner.

Georgia Tech. 11 16 1
Clemson. 7 12 1
13 innings
Micah Owings, Nick Wagner (9), Ryan Self (10), Jordan Crews (10), Aaron Walker (11), John Goodman (11) and Mike Nickeas, Andy Hawranick (10). Robert Rohrbaugh, Steven Jackson (6), Jeff Hahn (7), Collin Mahoney (8), Stephen Faris (9), Patrick Hogan (10). W-Goodman. L-Hogan. HR-Mike Trapani (GT), Brad McCann (C).

Florida State 4 9 3
Georgia Tech. 13 15 1
Eddie Cannon, Matt DiBlasi (3), Hunter Davis (8), Frank Radziwon (8), Brian Chambers (8) and Aaron Cheesman. Andrew Kown, Jordan Crews (5) and Andy Hawranick. W-Crews. L-Cannon.

Georgia Tech. 7 9 2
Florida State 8 15 4
Lee Hyde, Nick Wagner (5), Aaron Walker (8), Jordan Crews (8) and Mike Nickeas. Tyler Chambliss, Kevin Lynch (7) and Aaron Cheesman. W-Lynch. L-Walker. HR-Steven Blackwood (GT), Mike Nickeas (GT), Eddy Martinez-Esteve (FS).

Championship Game
Florida State 17 20 3
Georgia Tech. 5 9 3
Blake Wood, Tim Gustafson (3), Aaron Walker (5), Jared Hyatt (6), Ryan Turner (7), Ryan Self (8), Jason Neighborgall (9) and Mike Nickeas. Mark Sauls, Matt DiBlasi (7) and Aaron Cheesman. W-Sauls. L-Wood. S-DiBlasi. HR-Eddy Martinez-Esteve (FS).

2005

****CHAMPIONS****
Jacksonville, Fla.
Baseball Grounds

Wake Forest 8 8 4
Georgia Tech. 9 12 3
Brian Bach, Tim Morley (9), Kyle Young (9) and J.B. Tucker. Lee Hyde, Jordan Crews (3), Tim Gustafson (6), Matt Wieters (9) and Andy Hawranick. W-Wieters. L-Bach. HR-Jeff Kindel (GT).

Florida State 4 9 0
Georgia Tech. 5 10 1
Mark Sauls, Kevin Lynch (7), Matt DiBlasi (7), Brian Chambers (7), Barrett Browning (8) and Aaron Cheesman. Blake Wood, Matt Wieters (7) and Andy Hawranick. W-Wieters. L-DiBlasi.

Georgia Tech. 18 14 0
Florida State 2 7 4
7 innings
Ryan Turner, Jared Hyatt (5) and Andy Hawranick. Hunter Jones, Barrett Browning (3), Tyler Chambliss (7) and Aaron Cheesman. W-Hyatt. L-Jones. HR-Tyler Greene (GT), Whit Robbins (GT).

Championship Game
Georgia Tech. 4 5 1
Virginia. 3 8 1
Tim Gustafson, Jordan Crews (5), Matt Wieters (9) and Andy Hawranick. Robert Poutier, Scott Morgenthaler (4), Sean Doolittle (6), Pat McAnaney (7), Casey Lambert (8) and Scott Headd. W-Crews. L-Doolittle. HR-Tom Hagan (V).

2006

Jacksonville, Fla.
Baseball Grounds

Miami 1 5 0
Georgia Tech. 2 6 0
Scott Maine, Chris Perez (8) and Eddy Rodriguez. Blake Wood, Tim Ladd (9), Brad Rulon (9) and Matt Wieters. W-Wood. L-Maine. S-Rulon. HR-Eddy Rodriguez (UM), Mike Trapani (GT).

Georgia Tech. 2 6 0
Clemson. 3 9 0
Lee Hyde, Matt Wieters (9) and Matt Wieters, Andy Hawranick (9). Stephen Faris, Daniel Moskos (7) and Adrian Casanova. W-Moskos. L-Wieters.

Georgia Tech. 7 11 3
Miami 4 12 1
Ryan Turner, Jared Hyatt (5), Tim Ladd (6), Brad Rulon (8), Matt Wieters (9) and Andy Hawranick. Marcelo Albir, Danny Gil (4), Jon McLean (7), Andrew Lane (8), Ricky Orta (9) and Eddy Rodriguez. W-Hyatt. L-Albir. S-Wieters.

Clemson. 7 15 0
Georgia Tech. 8 14 2
10 innings
Josh Cribb, Ryan Hinson (4), Stephen Clyne (5), Daniel Moskos (8) and Adrian Casanova. David Duncan, Jared Hyatt (5), Tim Ladd (8), Brad Rulon (8), Matt Wieters (8), Michael Hutts (9), John Goodman (9) and Andy Hawranick. W-Goodman. L-Moskos. HR-Matt Wieters (GT).

Clemson. 16 14 1
Georgia Tech. 11 14 2
Jason Berken, David Kopp (7) and Adrian Casanova. Chris Hicks, Michael Hutts (9), Brad Rulon (9) and Andy Hawranick. W-Kopp. L-Hutts. HR-Herman Demmink (C), Taylor Harbin (C), Steven Blackwood (GT), Matt Wieters (GT), Luke Murton 3 (GT).

2007

Jacksonville, Fla.
Baseball Grounds

Georgia Tech. 8 11 1
North Carolina 4 7 1
David Duncan, Danny Payne (9) and Matt Wieters. Adam Warren, Matt Danford (5), Rob Wooten (7), Tim Federowicz (7), Rob Catapano (7), Tyler Trice (7), B.J. Dail (9) and Benji Johnson. W-Duncan. L-Wooten.

Virginia. 4 12 0
Georgia Tech. 1 5 1
Sean Doolittle, Jake Rule (6), Alex Smith (7), Michael Schwimer (8) and Beau Seabury. Eddie Burns, Jared Hyatt (7), Brad Rulon (9) and Matt Wieters. W-Rule. L-Hyatt. S-Schwimer.

NC State 8 14 2
Georgia Tech. 7 11 1
Jimmy Gillheeney, Andrew Taylor (6), Kyle Rutter (6), Eryk McConnell (6) and Caleb Mangum. Ryan Turner, Chris Hicks (3), Jared Hyatt (6), Danny Payne (6), Brad Rulon (6), Matt Wieters (9) and Matt Wieters, Nick Scherer (9). W-McConnell. L-Wieters. HR-Jason Haniger (GT), Tony Plagman (GT).

2008

Jacksonville, Fla.
Baseball Grounds

Georgia Tech. 10 14 3
NC State 9 14 5
Deck McGuire, Kevin Jacob (5), Brandon Cumpton (7), Andrew Robinson (8), Brad Rulon (9) and Jason Haniger. Eric Surkamp, Sam Brown (7), Drew Taylor (8), Joey Cutler (8), Eryk McConnell (9) and Chris Schaeffer and Nick Stanley. W-Robinson. L-McConnell. S-Rulon. HR-Murton (GT).

Miami 15 15 2
Georgia Tech. 12 17 0
Eric Erickson, David Gutierrez (4), Kyle Bellamy (6), Carlos Gutierrez (8) and Yasmani Grandal. David Duncan, Andrew Robinson (6), Chris Hicks (8), Brad Rulon (9), Taylor Wood (9) and Jason Haniger. W-C. Gutierrez. L-Rulon. HR-Blake Tekotte (UM), Yonder Alonso 2 (UM), Dave DiNatale 2 (UM), Grandal (UM), Jeff Rowland (GT), Luke Murton (GT).

Clemson. 10 13 2
Georgia Tech. 4 11 2
Trey Delk, Ryan Hinson (4), Casey Harman (7), Matt Vaughn (9) and Doug Hogan. Eddie Burns, Zach Von Tersch (7), Taylor Wood (8), Andrew Robinson (8), Chris Hicks (9), Brad Rulon (9) and Jason Haniger. W-Hinson. L-Von Tersch. HR-Jeff Schaus (C), Ben Paulsen (C), Wilson Boyd (C), Thomas Nichols (GT).

2009

Durham, N.C.
Durham Bulls
Athletic Park

Miami 8 9 1
Georgia Tech. 6 12 1
Travis Miller, Sam Robinson (3), David Gutierrez (4), Daniel Miranda (7), Kyle Bellamy (8) and Yasmani Grandal. Deck McGuire, Andrew Robinson(6), Jake Davies (6), Patrick Long (7), Zach Brewster (7); Mark Pope (9) and Jason Haniger. W-Gutierrez. L-McGuire. S-Bellamy.

Georgia Tech. 3 7 1
Boston College 7 9 0
Jed Bradley, Zach Von Tersch (5), Jake Davies (6); Andrew Robinson (6), Zach Brewster (8), Kevin Jacob (8) and Jason Haniger. JB MacDonald, Kevin Moran (6), Mike Belfiore (9) and Tony Sanchez. W-MacDonald. L-Bradley.

Georgia Tech. 9 10 0
Florida State 2 10 1
Brandon Cumpton, Jake Davies (6), Andrew Robinson (6), Zach Brewster(7), Mark Pope (8), Kevin Jacob (8) and Jason Haniger. Hunter Scantling, Mark Peterson (5), Tyler Everett (6), Austin Wood (9) and Parker Brunelle. W-Cumpton. L-Scantling.

2010

Greensboro, N.C.
NewBridge Bank
Park

Virginia Tech 6 6 1
Georgia Tech. 2 4 0
Justin Wright and Steve Domecus. Deck McGuire; Patrick Long (7); Taylor Wood (8); Luke Bard (9) and Cole Leonida.
W-Wright. L-McGuire.
HR-Wates (VT); Seaborn (VT). Dantzler (GT); Rowland (GT).

Georgia Tech. 17 11 1
NC State 5 6 5
15 innings
Brandon Cumpton; Buck Farmer (7) and Cole Leonida. Jake Buchanan; John Lambert (2); Ethan Ogburn (3); Nick Rice (6); Vance Williams (6); Nate King (7); Russell Wilson (7) and Pratt Maynard.
W- Cumpton. L-Buchanan
HR-Riggins (NCS);Maynard (NCS).

Georgia Tech. 3 10 1
Clemson. 9 13 0
Jed Bradley; Patrick Long (5); Jake Davies (7); Andrew Robinson (8) and Cole Leonida. Will Lamb; Dominic Leone (7); Kevin Brady (8) and Spencer Kieboom.
W-Lamb. L-Bradley.
HR-Skole (GT). Parker (CU); Shaffer (CU).

ACC TOURNAMENT BOX SCORES

2011

Durham, N.C.
Durham Bulls Athletic Park

Clemson. 9 13 0
Georgia Tech. 0 6 2
Dominic Leone; David Haselden(6) and Spencer Kieboom; Phil Pohl. Mark Pope; Devin Stanton(7); DeAndre Smelter(8); Taylor Wood(9) and Zane Evans. W-Leone. L-Pope.
HR-Epps (CU).

Georgia Tech. 6 15 2
NC State 5 9 0
Jed Bradley; Dusty Isaacs(6); Devin Stanton(6); Clay Dalton(7); Luke Bard(7); Kevin Jacob(12); Conner Kendrick(14); Matt Grimes(14) and Zane Evans. Chamra, R; Sasser, G(6); Easley, J(8); Overman, C(11); Ogburn, E(13) and Schaeffer, C; Canela, D; Maynard, P.
W-Grimes. L-Ogburn
HR-Matt Skole (GT).

Georgia Tech. 2 7 2
Florida State 4 7 2
Buck Farmer; Dusty Isaacs(7); Devin Stanton(7); Clay Dalton(7); DeAndre Smelter(7); Conner Kendrick(8) and Zane Evans. McGee, M.; Busch, B.(6); Bennett, D.(8) and Lopez, R.
W-McGee. L-Farmer.

2012

****CHAMPIONS****
Greensboro, N.C.
NewBridge Bank Park

Georgia Tech. 5 7 1
Florida State 4 7 0
Buck Farmer; Alex Cruz(7) and Zane Evans. Scott Sitz; Brian Busch(5); Gage Smith(6); Kyle Bird(8); Hunter Scantling(9) and Stephen McGee.
W-Farmer. L-Sitz. S-Cruz.
HR-Davies 2 (GT). Ramsey (FS).

Virginia. 5 9 0
Georgia Tech. 17 14 2
7 innings
Scott Silverstein; Nick Howard(3); Austin Young(4) and Nate Irving. Cole Pitts; Dusty Isaacs(6) and Connor Lynch.
W-Pitts. L-Silverstein.
HR-Davies (GT), Evans (GT), Hyde (GT).

Georgia Tech. 5 10 1
Clemson. 1 5 2
Jake Davies; Alex Cruz(7) and Zane Evans. Kevin Pohle; Scott Firth(3); Joseph Moorefield(9) and Spencer Kieboom.
W-Davies. L-Pohle. S-Cruz.
HR-Davies (GT). Wilkerson (CU).

Championship Game
Georgia Tech. 8 15 3
Miami 5 5 3
Josh Heddinger; Jarrett Didrick(3); Zane Evans(7) and Connor Lynch. Javi Salas; Vince Kossak(2); Christian Diaz(3); Adam Sargent(6); AJ Salcines(7); Eric Nedeljkovic(8) and Garrett Kennedy.
W-Didrick. L-Salcines. S-Evans.
HR-Hyde (GT). Broad (UM).

2013

Durham, N.C.
Durham Bulls Athletic Park

Georgia Tech. 4 9 0
Florida State 3 6 0
Buck Farmer; Daniel Palka(8) and Zane Evans. Scott Sitz; Billy Strode(8); Robby Coles(9) and Stephen McGee.
W-Palka. L-Coles.
HR-Murray (GT); Hyde (GT).

Virginia. 8 9 0
Georgia Tech. 2 10 2
Scott Silverstein; Josh Sborz(9) and Nate Irving. Dusty Isaacs; Joe Wiseman(6); Cole Pitts(6); DeAndre Smelter(9) and Mitch Earnest.
W-Silverstein. L-Isaacs.
HR-Downes (VA), Howard (VA), Towns (VA).

Georgia Tech. 2 7 0
Virginia Tech 3 10 1
Jonathan King; Alex Cruz(7); Daniel Palka(7) and Zane Evans; Mitch Earnest. Devin Burke; Clark Labitan(8) and Chad Morgan.
W-Burke. S-Labitan. L-King.
HR-Pinder (VT).

2014

****CHAMPIONS****
Greensboro, N.C.
NewBridge Bank Park

Georgia Tech. 5 13 0
Wake Forest 3 11 1
Matthew Grimes; Sam Clay(5); Dusty Isaacs(8) and Mitch Earnest. Jack Fischer; Max Tishman(6); Parker Dunshee(6) and Ben Breazeale.
W-Clay. L-Fischer. S-Isaacs

Georgia Tech. 6 14 0
Miami 3 9 1
Josh Heddinger; Dusty Isaacs(8) and Arden Pabst. Andrew Suarez; Cooper Hammond(7); Thomas Woodrey(9) and Garrett Kennedy.
W-Heddinger. L-Hammond.
S-Isaacs.
HR-Carey (UM).

Duke 6 14 1
Georgia Tech. 0 5 0
Drew Van Orden and Mike Rosenfeld. Ben Parr; Jonathan Roberts(6); Zac Ryan(8); Ben Schniederjans(9) and Arden Pabst.
W-VanOrden. L-Parr.
HR-Perez (DU). Betts (DU). Deitrich (DU).

Georgia Tech. 3 9 0
Clemson. 0 4 3
Dusty Isaacs; Sam Clay(6) and Mitch Earnest. Clate Schmidt; Matt Campbell(9) and Chris Okey.
W-Isaacs. L-Schmidt. S-Clay
HR-Hyde (GT).

Championship Game
Georgia Tech. 9 13 0
Maryland 4 9 1
Devin Stanton; Matthew Grimes(4); Jonathan Roberts(7); Ben Parr(8); Sam Clay(9) and Mitch Earnest. Jake Drossner; Bobby Ruse(6); Kevin Mooney(7); Ben Brewster(8); Tayler Stiles(9) and Kevin Martir.
W-Roberts. L-Mooney.
HR-Schmidt (UM).

2015

Durham, N.C.
Durham Bulls Athletic Park

Georgia Tech. 0 1 2
Virginia. 11 13 0
Jonathan King; Cole Pitts(4); Devin Stanton(5); Matthew Gorst(6) and Arden Pabst. Josh Sborz and Robbie Coman.
W-Sborz. L-King.

HISTORY

NCAA TOURNAMENT HISTORY

GEORGIA TECH'S ALL-TIME NCAA TOURNAMENT RECORD: 69-61 (.531)

Regionals: 61-50 (.550); 30 appearances
Super Regionals: 4-6 (.400); 5 appearances
College World Series: 4-5 (.444); 3 appearances (1994, 2002, 2006)

REGIONAL/SUPER REGIONAL PLAY

Opponent	*Record*	*Last Mtg*
Alabama	2-3	2010
Arizona State	0-1	1998
Arkansas	1-1	1998
Austin Peay	2-1	2011
California	0-2	1995
Central Florida	0-1	1989
Central Michigan	1-0	1985
Clemson	0-1	1959
Coastal Carolina	2-1	2002
College of Charleston	4-0	2012
Connecticut	1-0	1994
East Carolina	0-1	2003
East Tennessee State	1-0	2013
Eastern Kentucky	1-0	1985
Elon	1-0	2009
Florida	0-2	2012
Florida Atlantic	2-0	2002
Florida State	1-2	1985
Furman	1-0	2005
George Mason	1-0	1992
George Washington	1-0	1959
Georgia	2-6	2008
Georgia Southern	1-0	2000
Georgia State	1-0	2009
Houston	0-1	1990
Illinois	1-1	2013
Jacksonville State	2-0	2014
Liberty	1-0	1993
Lipscomb	1-0	2008
Louisiana-Lafayette	1-0	1997
LSU	0-2	1996
Louisville	1-0	2008
Maryland	1-0	1971
Mercer	1-0	2010
Miami	2-4	1989
Mississippi State	1-3	2011
Navy	1-0	1986
New Orleans	1-1	1996
Ohio State	0-1	1993
Oklahoma State	1-1	1998
Rider	0-1	1987
St. John's	1-1	1991
Southern Mississippi	2-2	2011
South Carolina	4-2	2005
S.E. Missouri State	1-0	1998
Southern California	0-2	2000
Stetson	3-1	2006
Tennessee	0-3	2005
Tennessee Tech	1-0	1997
Texas A&M	1-1	1992
Texas Tech	2-0	2004
Tulane	1-0	1996
Vanderbilt	3-1	2013
Villanova	0-1	1989
VCU	1-0	1988
Washington	2-4	2014
Western Carolina	1-0	1986
Wichita State	1-1	1994
OVERALL REGIONAL/SR RECORD	**65-56**	

COLLEGE WORLD SERIES

Opponent	*Record*	*Last Mtg*
Cal State Fullerton	2-1	2006
Clemson	0-2	2006
Florida State	1-0	1994
Oklahoma	0-1	1994
South Carolina	1-1	2002
OVERALL CWS RECORD	**4-5**	

NCAA RECORDS BY VENUE

	Regional	*Supers*	*CWS*	*Overall*	*Last*
Alex Box Stadium, Baton Rouge, La.	3-4	--	--	3-4	1996
Dick Howser Stadium, Tallahassee, Fla.	5-4	--	--	5-4	1991
Dudy Noble Field, Starkville, Miss.	2-2	--	--	2-2	1997
Eck Stadium-Tyler Field, Wichita, Kan.	7-3	--	--	7-3	1998
Foley Field, Athens, Ga.	0-2	2-2	--	2-4	2008
Hawkins Field, Nashville, Tenn.	3-2	--	--	3-2	2013
Lindsey Nelson Stadium, Knoxville, Tenn.	0-2	--	--	0-2	1995
Mark Light Stadium, Miami, Fla.	5-4	--	--	5-4	1988
McKethan Stadium, Gainesville, Fla.	5-6	--	--	5-6	2012
Rosenblatt Stadium, Omaha, Neb.	--	--	4-5	4-5	2006
Russ Chandler Stadium, Atlanta, Ga.	22-11	6-8	--	28-19	2011
Sims Legion Park, Gastonia, N.C.	4-4	--	--	4-4	1971
Swayze Field, Oxford, Miss.	1-2	--	--	1-2	2014

ALL-COLLEGE WORLD SERIES TEAM

1994	Jason Varitek	C
	Nomar Garciaparra	SS
	Brad Rigby	P
2002	Victor Menocal	SS

ALL-REGIONAL SELECTIONS

1985	Rob Beistline	P	
	Scott Jordan	OF	
1986	Keith Fleming	P	
	Mike Fowler	OF	
	Keith Kerver	SS	
	Riccardo Ingram	OF	
1988	Marty Durkin	3B	
	Billy Parham	1B	
1989	Darren Bragg	OF	
1991	Carlton Fleming	2B	
	Reggie Johnson	DH	
1992	Brett Binkley	P	
	Nomar Garciaparra	SS	
	Michael Smith	OF	
1993	Chris Myers	P	
	Jay Payton	OF	
1994	Nomar Garciaparra	SS	MVP
	Jason Varitek	C	
	Scott Byers	1B	
	Jay Payton	OF	
	Brad Rigby	P	
1996	Mark Fischer	OF	
	J.J. Thomas	DH	
1997	J.J. Thomas	1B	
	Kris Wilson	P	
1998	Matthew Boggs	2B	
	Jay Hood	SS	
2000	Bryan Prince	C	MVP
	Richard Lewis	2B	
	Victor Menocal	SS	
	Brad Stockton	OF	
	Mark Teixeira	3B	
	Cory Vance	P	
2002	Victor Menocal	SS	MVP
	Kyle Bakker	P	
	Chris Goodman	P	
	Jeremy Slayden	OF	
2003	Clifton Remole	DH	
2004	Eric Patterson	2B	MVP
	Whit Robbins	1B	
	Tyler Greene	SS	
	Clifton Remole	OF	
	Micah Owings	P	
	Andrew Kown	P	
2005	Tim Gustafson	P	MVP
	Tyler Greene	SS	
	Andy Hawranick	C	
	Jeff Kindel	OF	
	Danny Payne	OF	
	Blake Wood	P	
2006	Matt Wieters	C	MVP
	Mike Trapani	2B	
	Michael Fisher	SS	
	Jeff Kindel	OF	
	Ryan Turner	P	
2008	Jason Haniger	C	
	Charlie Blackmon	OF	
2009	Matt Skole	3B	
	Luke Murton	OF	
	Jay Dantzler	DH	
2010	Deck McGuire	P	
	Jacob Esch	2B	
	Jay Dantzler	OF	
2011	Zane Evans	C	
	Daniel Palka	DH	
	Matt Skole	3B	
2012	Sam Dove	3B	
	Zane Evans	C	
	Brandon Thomas	OF	
2013	Zane Evans	DH	
	Josh Heddinger	P	
	Mott Hyde	SS	
	Kyle Wren	OF	
2014	Ryan Peurifoy	OF	

NCAA TOURNAMENT BOX SCORES

1959

District III Playoff
Gastonia, N.C.
Sims Legion Park
Record: 1-2
Selection: At-large

Georgia Tech. 6 6 4
Clemson. 9 6 1
Bud Blemker and George Inman; Bailey Hendley, Harold Stowe (8) and Bob Dempsey. W–Hendley. L–Blemker. HR–Doug Hoffman (C).

George Washington . 2 8 3
Georgia Tech. 7 9 2
Ed Chambless and Roland Toups; Campana, Padgett (5) and Gatti. W–Chambless. L–Campana.

Florida State 16 13 2
Georgia Tech. 9 10 7
Ron Fraser, Carl Nelson (9) and Bill Westendick; Harry Davis, Curt Beavers (3), Jimmy Nail (6), George Costner (8), Jimmy Hyder (9) and Roland Toups, George Inman (9). W–Fraser. L–Davis. HR–Charlie Rodgers (FSU), Roger Kaiser (GT).

1971

RUNNER-UP
District III Playoff
Gastonia, N.C.
Sims Legion Park
Record: 3-2
Selection: At-large

Miami 4 7 1
Georgia Tech. 3 7 5
Tom Borzecky and Al Volpe; Mike Sorrow, Bob Jobson (6) and H.F. Reagin. W–Borzecky. L–Sorrow. HR–Bob Blane (GT), Jim Hargrave (GT).

Georgia Tech. 9 12 0
Maryland 4 10 2
Mike Schisler and H.F. Reagin; Bob Grossman, Mike Chadick (1), John Petronaci (9) and Skip Smith. W–Schisler. L–Grossman. HR–Mike Chadick (M), Randy Kurtz (M).

Georgia Tech. 5 8 0
Miami 3 5 1
Bill Pridgen and Mike Moore; Mike Larkin, Terry Brown (6), Bob Bartlett (6), Ralph Maza (7), Dave Patrylo (9) and Al Volpe. W–Pridgen. L–Brown. HR–Volpe.

Mississippi State . . . 8 11 2
Georgia Tech. 20 20 3
Myrick, Pritchard (1), Henderson (1), Hudson (2), Eichmeier (3) and Irvin; Bob Jobson, Greg Baldwin (9) and Mike Moore. W–Jobson. L–Myrick.

Finals

Georgia Tech. 2 9 3
Mississippi State . . . 5 11 1
Mike Sorrow and Mike Moore; Jerry Thompson and David Voss. W–Thompson. L–Sorrow. HR–Dave Phares (MSU), two on, two out, 9th inning.

1985

RUNNER-UP
South II Regional
Seminole Stadium
Tallahassee, Fla.
Record: 3-2
Selection: Automatic
Seed: No. 3

Georgia Tech. 7 10 2
Central Michigan . . . 6 15 2
Kevin Brown, Keith Fleming (7) and Jeff Mons; Eric Wilson, Bob Cavanaugh and Rob Herzog. W-Fleming. L-Cavanaugh. HR-Jeff Distasio (GT), Dan Cronkright (CM).

Florida State 9 9 0
Georgia Tech. 1 4 5
Mike Loynd and Barry Blackwell; Roger Kinard, Keith Fleming (6), John Stewart (6), Todd Shiver (8) and Jeff Mons, Pete Stephens (9). W–Loynd. L–Kinard.

Eastern Kentucky. . 13 18 5
Georgia Tech. 14 13 2
Ed Norkus, Joel Stockford (5), Sherman Bennett (9) and John Miles; John Horn, Roger Roddy (5), Keith Fleming (7) and Jeff Mons, Pete Stephens (9). W–Fleming. L–Bennett. HR–Robert Moore (EK), Bob Moranda (EK), Jeff Distasio (GT) 2.

Georgia Tech. 8 11 2
Florida State 3 9 4
Rob Beistline and Jeff Mons; Ray Revak, Paul Thomas (2), Richie Lewis (6), Doug Little (9) and Barry Blackwell. W–Beistline. L–Revak.

Finals

Georgia Tech. 5 12 1
Arkansas 7 11 2
Kevin Brown and Jeff Mons; Fred Farwell, Tim Deitz (9) and Doyle Wilson. W–Farwell. L–Brown. HR–Jeff Distasio (GT), Jeff King (A), Steve Clements (A).

1986

RUNNER-UP
Atlantic Regional
Mark Light Stadium
Miami, Fla.
Record: 3-2
Selection: Automatic
Seed: No. 2

Georgia Tech. 9 16 1
Navy 8 13 4
14 innings
Kevin Brown, John Stewart (4), Roger Roddy (5), Jim Poole (6), Keith Fleming (8) and Jeff Mons; Drew Tanner, Todd Bibza (5), Dave Landwehr (9), Tony Faust (10), Steve Wieman (11) and Ted Wallace, Charlie Howsare (9), Zach Scruton (13). W–Fleming. L–Wieman. HR–K.G. White (GT), Riccardo Ingram (GT).

Western Carolina . . . 7 13 3
Georgia Tech. 8 10 4
11 innings
Brian Tebo, Gary Shamp (4) and Darryl Rogers, Tony Myers (11); Roger Kinard, Roger Roddy (4), John Stewart (6), Keith Fleming (6) and Jeff Mons. W–Fleming. L–Shamp. HR–K.G. White (GT), Frank Bolick (GT).

Georgia Tech. 6 9 3
Miami 7 9 3
10 innings
Todd Shiver, Keith Fleming (10) and Jeff Mons; Will Vespe, Kevin Ryan (7), Rick Raether (7), Mike Gibbons (10) and Chris Magno. W–Gibbons. L–Shiver.

Alabama. 6 8 2
Georgia Tech. 12 15 3
Meridith Sanford, Jake Stout (5), Greg Hibbard (7), Chris Taylor (8) and Doug Duke; Kevin Brown, John Stewart (5) and Jeff Mons. W–Brown. L–Stout. HR–Duke (A), Billy Parham (GT).

Finals

Miami 15 20 1
Georgia Tech. 9 13 1
Chris Lee, Don Davies (5), Mike Gibbons (6), Rick Raether and Frank Dominguez; Roger Kinard, Roger Roddy (4), Keith Fleming (6), Jim Poole (7), Scott Erwin (9) and Jeff Mons. W–Gibbons. L–Fleming. SV–Raether. HR–Mike Fowler (GT) 2.

1987

Northeast Regional
Russ Chandler Stadium
Atlanta, Ga.
Record: 0-2
Selection: Automatic
Seed: No. 1

Rider 8 13 0
Georgia Tech. 5 10 4
Ron Kroschwitz, Ken Kremer (8) and Ed Horowitz; Todd Shiver, John Davis (5), Jim Poole (9) and David Ivester, Blake Burke (9). W–Kroschwitz. L–Shiver. SV–Kremer. HR–Ken Kremer (R) 2, Blake Burke (GT).

Georgia 5 11 0
Georgia Tech. 1 1 3
Scott Broadfoot and Roger Miller; Roger Kinard, Jim Poole (9) and David Ivester. W–Broadfoot. L–Kinard. HR–Rich Bielski (GA), Steve Carter (GA), Blake Burke (GT).

1988

THIRD PLACE
Atlantic Regional
Mark Light Stadium
Miami, Fla.
Record: 2-2
Selection: Automatic
Seed: No. 2

5 VCU 6 9 3
2 Georgia Tech 9 11 6
Jerry Dipoto, Tony Helmick (1), Jeff Zona (1), Mark Dunford (6), Danny Flanagan (8) and Adam Knicely; Scott Erwin, Joe Wise (5) and David Ivester. W–Wise. L–Zona.

2 Georgia Tech 7 9 2
3 South Carolina . . . 6 12 1
John Davis, Jon George (6), Jim Poole (7) and David Ivester; Joe Cardwell, Bobby Underwood (6), Tony Spires (8), and Mark Nelson. W—Davis. L—Cardwell. SV—Poole. HR—K.G. White (GT) 2.

1 Miami 4 9 1
2 Georgia Tech 2 4 3
Steffen Majer, Dan Bruckner (8), Joe Grahe (8) and Frank Dominguez; Doug Creek, Jim Poole (9) and David Ivester. W–Majer. L–Creek. SV–Grahe.

2 Georgia Tech 0 2 1
3 South Carolina . . . 5 10 0
Sam Drake, Joe Wise (6), Jim Poole (7) and David Ivester; Brian Williams and Mark Nelson. W–Williams. L–Drake. HR–Bobby Underwood (SC).

1989

East Regional
McKethan Stadium
Gainesville, Fla.
Record: 1-2
Selection: At-large
Seed: No. 3

Central Florida. 6 6 0
3 Georgia Tech 4 9 2
Brian Ahern and Bobby Kiser; Scott Erwin, Jimmy Redovian (8) and Jon Anderson. W–Ahern. L–Redovian. HR–Darren Bragg (GT).

3 Georgia Tech 9 12 1
Miami 7 7 2
Doug Creek, Jimmy Redovian (9) and Jon Anderson; Greg Knowles, Oscar Munoz (5), Scott Sharts (7) and Chris Hirsch. W–Creek. L–Knowles. SV–Redovian. HR–Henry Hernandez (M), Will Vespe (M), Jon Anderson (GT), Darren Bragg (GT).

Villanova. 18 20 4
3 Georgia Tech . . . 16 15 3
10 innings
Mike Schick, Scott Marks (2), Brian Kenny (4), Bob McCreary (5), Mike Wismer (7), Rafael Novoa (9) and Dan Farren, Dan Swallow (4), Brian Blake (5), Mike Svanson (8). Marc Pisciotta, Jon George (6), Mike Hostetler (6), Jimmy Redovian (6), John Davis (9) and Jon Anderson. W–Wismer. L–Davis. HR–Gary Scott (V).

1990

South I Regional
Alex Box Stadium
Baton Rouge, La.
Record: 0-2
Selection: At-large
Seed: No. 4

4 Georgia Tech 2 11 1
3 Houston 4 8 1
Mike Hostetler, Brent Colson (6) and Paul Mears, Dave Wiggins (8); Keith Darter, Al Benavides (6). W–Darter. L–Hostetler. SV–Benavides. HR–Mike Reynolds (GT), Phil Lewis (H), Fred Hinojosa (H).

1 Louisiana State. . 11 13 2
4 Georgia Tech 5 13 1
Paul Byrd, Mike Sirotka (8) and Gary Hymel; Doug Creek, Joe Wise (5), Billy Harris (5), Marc Pisciotta (6) and Paul Mears, Anthony Maisano (9). W–Byrd. L–Creek. HR–Darren Bragg (GT).

1991

THIRD PLACE
Atlantic Regional
Dick Howser Stadium
Tallahassee, Fla.
Record: 2-2
Selection: At-large
Seed: No. 3

4 St. John's 5 11 3
3 Georgia Tech 4 12 1
Tom Danulevith, Ken Grzelaczyk (6), Eric Reichenbach (8) and Anthony Criscuolo; Doug Creek, Brent Colson (8) and Jason Varitek, Paul Mears (9). W–Grzelaczyk. L–Colson. SV–Reichenbach. HR–Keith Rader (SJ), Denis Durland (SJ).

3 Georgia Tech . . . 11 16 1
6 Coastal Carolina . . 7 14 1
Marc Pisciotta, Billy Harris (8) and Jason Varitek; Mike Davis, Chris Hanrahan (4), Dave Iorland (7) and Pete Schramka. W–Pisciotta. L–Davis. SV–Harris. HR–Reggie Johnson (GT), Pete Leszczynski (CC).

4 St. John's 4 4 1
3 Georgia Tech 5 12 1
Ken Lichtenberg, Mike Kress (4), Eric Reichenbach (7) and Anthony Criscuolo; Brent Colson, Chris Myers (7) and Jason Varitek. W–Colson. L–Lichtenberg. SV–Myers. HR–Denis Durland (SJ).

2 Alabama 8 12 3
3 Georgia Tech 4 7 1
Joe Vitiello, Ben Short (7) and Matt Allen, Chris Barnes (9); Brett Binkley, Billy Harris (6), Kevin Hilton (8), Chris Myers (9) and Jason Varitek. W–Short. L–Harris. HR–Hunter Plott (A).

1992

THIRD PLACE
East Regional
McKethan Stadium
Gainesville, Fla.
Record: 2-2
Selection: At-large
Seed: No. 2

5 George Mason . . . 4 10 1
2 Georgia Tech 5 8 0
Edson Hoffman, Todd Harris (8) and Chris Widger. Brent Colson, Chris Myers (5), Brett Binkley (8) and Jason Varitek. W–Binkley. L–Hoffman. HR–Chris Burr (GM).

2 Georgia Tech 3 12 2
3 Texas A&M 2 8 0
10 innings
Brad Rigby, Brett Binkley (8) and Jason Varitek. Brian Harrison, James Nix (10) and Rob Trimble, John Keller (9). W–Binkley. L–Nix.

3 Texas A&M 7 12 1
2 Georgia Tech 5 11 3
Brian Parker, James Nix (5) and John Keller, Rob Trimble (8). David Albert, Al Gogolin (4) and Jason Varitek. W–Nix. L–Albert. HR–Mike Hickey (T).

2 Georgia Tech 2 9 1
4 California 3 7 1
Brent Colson, Brett Binkley (7) and Jason Varitek. Mike Cather, Jon Zuber (9) and Reed Aljian, Dan Trump (8). W–Cather. L–Binkley. SV–Zuber. HR–Varitek.

1993

THIRD PLACE
Atlantic Regional
Russ Chandler Stadium
Atlanta, Ga.
Record: 2-2
Selection: At-large
Seed: No. 1

6 Liberty 1 2 3
1 Georgia Tech 4 7 1
Rich Humphrey and Beau Martin. Brad Rigby, Chris Myers (9) and Jason Varitek. W–Rigby. L–Humphrey. SV–Myers.

1 Georgia Tech 4 8 1
4 Ohio State 7 13 0
David Albert, Brett Binkley (5) and Jason Varitek. Chris Granata and Tony Khoury. W–Granata. L–Albert. HR–David Newhan (GT), Chris Williams (OSU), Gary Jones (OSU), Jay Payton (GT).

2 South Carolina . . . 0 4 2
1 Georgia Tech . . . 12 9 2
Matt Threehouse, J.J. Pearsall (6), Ted Rose (6), Craig Ross (8) and Mike Tarter. Al Gogolin and Jason Varitek. W–Gogolin. L–Threehouse. HR–David Newhan (GT).

1 Georgia Tech 4 6 2
3 Wichita State 5 11 4
10 innings
Chris Myers, Brett Binkley (9) and Jason Varitek. Brandon Baird, Darren Dreifort (7) and Adam McCollough. W–Dreifort. L–Binkley. HR–Dreifort (WS).

NCAA TOURNAMENT BOX SCORES

1994

****REGIONAL CHAMPION****
Midwest II Regional
Eck Stadium-Tyler Field
Wichita, Kan.
Record: 4-1
Selection: At-large
Seed: No. 1

6 Connecticut 0 5 1
1 Georgia Tech 7 11 1
Aaron Quinn and Kyle Cooney. Al Gogolin, Carlos Cason (9) and Jason Varitek. W–Gogolin. L–Quinn. HR–Jay Payton (GT).

3 Wichita State 1 4 2
1 Georgia Tech . . . 13 14 0
Mike Drumright, Jason Jordan (7), Travis Wyckoff (8), Jamie Bluma (8), Braden Looper (8) and Adam McCollough. Brad Rigby and Jason Varitek. W–Rigby. L–Drumright. HR–Jason Varitek (GT).

1 Georgia Tech 6 7 1
5 Washington 2 6 0
Chris Myers and Jason Varitek. Jamie Day and Christian Shewey. W–Myers. L–Day. HR–Jon VanderGriend (W), Nomar Garciaparra (GT).

1 Georgia Tech 9 14 3
5 Washington 12 17 2
14 innings
Shane McGill, Geoff Duncan (4), Tucker Barr (5), Matt Saier (10) and Jason Varitek. Tim Campbell, Brett Merrick (8), Brandon Irvine (9), Justin Bice (10) and Christian Shewey, Shawn Mahle (14). W–Bice. L–Saier. HR–Brian Loucks (W), Jay Payton (GT).

Finals
5 Washington 7 19 6
1 Georgia Tech . . . 18 18 1
Derek Carpenter, Matt Gies (1), Matt Smith (8), Eric Schmidt (7) and Shawn Mahle. Al Gogolin, Carlos Cason (9) and Jason Varitek. W–Gogolin. L–Carpenter. HR—Jon VanderGriend (W), Nomar Garciaparra (GT).

NATIONAL RUNNER-UP
College World Series
Rosenblatt Stadium
Omaha, Neb.
Record: 3-1
Seed: No. 2

7 Cal State Fullerton. 0 3 0
2 Georgia Tech 2 5 2
Mike Parisi, Chad Rolish (8), Dan Ricabal (8) and Bret Hemphill. Brad Rigby and Jason Varitek. W–Rigby. L–Parisi. HR–Michael Sorrow (GT).

2 Georgia Tech . . . 12 12 3
6 Florida State 4 8 4
10 innings
Al Gogolin, Chris Myers (8), Tucker Barr (10) and Jason Varitek. Jonathan Johnson, Phil Olson (9), David Yocum (10), Chuck Howell (10) and Mike Martin. W–Myers. L–Olson. HR–Jason Varitek (GT), Matt Saier (GT).

Georgia Tech. 3 11 2
Cal State Fullerton . . 2 11 1
12 innings
Brad Rigby, Chris Myers (9) and Jason Varitek. Mike Parisi, Ted Silva (8), Chad Rolish (12), Matt Wagner (12) and Bret Hemphill. W–Myers. L–Silva. HR–Jay Payton (GT), Jeremy Giambi (CSF), Nomar Garciaparra (GT).

National Championship
Georgia Tech. 5 10 4
Oklahoma. 13 16 0
Al Gogolin, Chris Myers (4), Shane McGill (7), Carlos Cason (8) and Jason Varitek. Kevin Lovingier, Shawn Snyder (3), Tim Walton (4), Bucky Buckles (6) and Javier Flores. W–Walton. L–Gogolin. SV–Buckles. HR–Jason Varitek (GT), Nomar Garciaparra (GT), Damon Minor (O), Chip Glass (O).

1995

FIFTH PLACE
Mideast Regional
Nelson Stadium
Knoxville, Tenn.
Record: 0-2
Selection: At-large
Seed: No. 4

4 Georgia Tech 3 7 1
3 California. 4 5 2
Kris Wilson, Rich Thieme (8) and Tucker Barr. Keith Evans, Alex Franklin (7), Mike Miller (8), Drew Fischer (9) and Cody McCormick. W-Miller. L-Wilson. S-Fischer. HR-Gavin Brown (C).

1 Tennessee 6 11 2
4 Georgia Tech 4 8 2
Ryan Meyers, Todd Helton (9) and Ray Espinosa. David Elder, Matt Saier (3) and Tucker Barr. W-Meyers. L-Elder. S-Helton. HR-Mark Fischer (GT), Matt Whitley (T).

1996

RUNNER-UP
South II Regional
Alex Box Stadium
Baton Rouge, La.
Record: 3-2
Selection: At-large
Seed: No. 2

5 New Orleans . . . 13 13 1
2 Georgia Tech 3 8 4
David Elder, Kris Wilson (3), Geoff Duncan (7) and Tucker Barr. Donald Rushing and Jason Washam. W-Rushing. L-Elder. HR-Jason Washam (NO), Scott Carson (NO), J.J. Thomas (GT).

2 Georgia Tech . . . 14 19 0
6 Austin Peay 3 6 1
Jase Wrigley, Carlos Cason (9) and Eric McQueen, Tucker Barr (9). Mike Eikenberry, Glen Longhurst (8), Seth Massey (9) and Ryan Bennett. W-Wrigley. L-Eikenberry. HR-Adam Leggett (GT), J.J. Thomas (GT), Nate Manning (AP).

4 Tulane. 4 11 2
2 Georgia Tech 7 14 0
Scott Williamson, Scott Bell (6) and Chad Sutter. Chuck Crowder, Geoff Duncan (9), Shane McGill (9) and Tucker Barr. W-Crowder. L-Williamson. HR-Mark Fischer (GT), J.J. Thomas (GT).

2 Georgia Tech . . . 12 16 2
5 New Orleans 7 8 4
Scott Prather, L.J. Yankosky (8), Carlos Cason (9) and Eric McQueen. Thomas Marks, Brady Benoit (3), Steve Stanson (8), Joey Cabeceiras (8) and Jason Washam. W-Prather. L-Marks. HR-Adam Leggett (GT), Mark Fischer (GT), Joe DiSalvo (NO).

Finals
2 Georgia Tech . . . 13 16 1
1 Louisiana State. . 29 23 1
David Elder, Shane McGill (1), Rich Thieme (7), L.J. Yankosky (7), Kris Wilson (7), Carlos Cason (7), Geoff Duncan (7) and Tucker Barr. Brett Laxton, Chris Demouy (6), Joey Painich (6), Patrick Coogan (6), Brian Daugherty (8) and Lanier. W-Laxton. L-Elder. HR-Dunn (LSU), Lanier (LSU), Moore (LSU).

1997

THIRD PLACE
Mideast Regional
Dudy Noble Field
Starkville, Miss.
Record: 2-2
Selection: At-large
Seed: No. 1

6 Tennessee Tech . . 0 1 1
1 Georgia Tech 5 9 0
Mark Maberry and Brian Lee. Kris Wilson and Eric McQueen. W-Wilson. L-Maberry. HR-J.J. Thomas (GT).

1 Georgia Tech 8 11 0
3 S.W. Louisiana . . . 0 2 3
Jase Wrigley and Eric McQueen. Cody Robbins, Philip Devey (7), J.B. Slaton (9) and Shannon Poole, Jim Fritz (6). W-Wrigley. L-Robbins. HR-J.J. Thomas (GT), Eric McQueen (GT).

4 Washington 8 11 1
1 Georgia Tech 4 12 5
Matt Hampton, Cody Morrison (8) and Ryan Bundy. David Elder, Simon Young (8), Shane McGill (8), Chuck Crowder (9) and Eric McQueen, Todd Papetti (3). W-Hampton. L-Elder.

1 Georgia Tech 2 8 4
2 Mississippi State. 10 13 1
L.J. Yankosky, Rich Thieme (5), Chuck Crowder (7) and Todd Papetti (8). Keith Dilgard and Barry Patton. W-Dilgard. L-Yankosky. HR-Platt (MS), Thomas (GT).

1998

RUNNER-UP
Midwest Regional
Eck Stadium-Tyler Field
Wichita, Kan.
Record: 3-2
Selection: At-large
Seed: No. 2

Oklahoma State. . . 13 14 0
Georgia Tech. 4 10 5
Matt Smith, Dreier (7), Bergman (9) and Josh Holliday. Chuck Crowder, Jase Wrigley (2), Simon Young (7), Robert Aaron (8), Scott Prather (8) and Eric McQueen. W-Smith. L-Crowder. HR-Heath Honeycutt (GT), Ryan Brooks (GT).

Georgia Tech. 14 19 0
S.E. Missouri State. . 5 8 0
L.J. Yankosky, Andy Mitchell (9) and Bryan Prince. Jason Swearingen, Lanson Debrock (3), Jerry Wolsey (7), Marc Sheffer (8) and Brad Hoehner. W-Yankosky. L-Swearingen. HR-Heath Honeycutt (GT), Ryan Brooks (GT), Jay Hood (9), Stephen Donaghey 2(GT), Johnson (SE), Marino (SE), Kinsolving (SE).

Arkansas 0 6 2
Georgia Tech. 2 7 2
Rodney Nye, Vent (8) and Caldwell. Chuck Crowder and Eric McQueen. W-Crowder. L-Nye.

Georgia Tech. 6 14 2
Oklahoma State. . . . 5 11 0
Jase Wrigley, Simon Young (6) and Eric McQueen. Pearson, Bludau (8), Prata (9) and Puffinbarger. W-Young. L-Prata. HR-Stephen Donaghey (GT), Jay Hood (GT).

Championship
Arizona State 3 6 2
Georgia Tech. 1 3 1
Ryan Mills and Halvorson. Cory Vance and Eric McQueen. W-Mills. L-Vance. HR-Moreno (AS), Eric McQueen (GT).

2000

****REGIONAL CHAMPION****
Atlanta Regional
Russ Chandler Stadium
Atlanta, Ga.
Record: 3-0
Selection: Automatic
Seed: No. 1 (No. 3 National)

4 Georgia Southern . 9 15 3
1 Georgia Tech . . . 11 14 2
David Ray, Phillip Rowland (6), Jason Cadenhead (8) and Brendan Gilligan. Rhett Parrott, Andy Mitchell (8), Jeff Watchko (9) and Bryan Prince. W-Parrott. L-Ray. S–Watchko. HR-Jason Basil (GT).

1 Georgia Tech . . . 24 25 2
3 Stetson 1 4 2
Cory Vance, Ronnie Robinson (8) and Bryan Prince, Tyler Parker (7). Jason Oglesby, Chris Rogers (2), Brian Werthem (6), Roger Lincoln (6), Ricky Walker (9) and Mike Fellman, Kevin Maloney (8). W-Vance. L-Oglesby. HR-Victor Menocal (GT), Mark Teixeira (GT), Jason Basil (GT), Brad Stockton (GT).

Championship
1 Georgia Tech . . . 16 18 1
3 Stetson 11 14 1
Steve Kelly, Jeff Watchko (7) and Bryan Prince. Jason Oglesby, Brian Welch (3), Dan Mauer (7) and Mike Fellman. W-Kelly. L-Oglesby. S–Watchko. HR-Mark Teixeira (GT), Tyler Parker (GT), Corr (S) 2, Stephens (S).

SUPER REGIONAL
RUNNER-UP
Atlanta Super Regional
Russ Chandler Stadium
Atlanta, Ga.
Record: 0-2

Southern California. . 7 11 1
Georgia Tech. 2 10 0
Rik Currier, Ronald Flores (8) and Beau Craig. Cory Vance, Jeff Watchko (8) and Bryan Prince. W-Currier. L-Vance. HR-Anthony Lunetta (SC), Josh Persell (SC), Jason Perry (GT).

Georgia Tech. 3 7 1
Southern California. . 6 11 2
Rhett Parrott, Philip Perry (8) and Bryan Prince. Mark Prior, Ronald Flores (9) and Beau Craig. W-Prior. L-Parrott. HR-Rob Garibaldi (SC), Josh Persell (SC).

2001

Athens Regional
Foley Field
Athens, Ga.
Record: 0-2
Selection: At-large
Seed: No. 2

3 Coastal Carolina . . 5 8 0
2 Georgia Tech 3 7 1
Scott Sturkie and Randy McGarvey. Rhett Parrott, Jeff Watchko (9), Brian Burks (9) and Bryan Prince. W-Sturkie. L-Parrott. HR-Brandon Powell (C), Richard Lewis (GT), Jason Perry (GT).

2 Georgia Tech 5 11 1
1 Georgia. 13 15 0
Steve Kelly, Brian Burks (6), Aaron Walker (7), Andy Mitchell (8) and Bryan Prince. Rob Moravek, Jody Friedman (7) and Doc Brooks, Tony Burchett (7). W-Moravek. L-Kelly. HR-Andy Neufeld (G), Doc Brooks (G), Adam Swann (G).

NCAA TOURNAMENT BOX SCORES

2002

****REGIONAL CHAMPION****
Atlanta Regional
Russ Chandler Stadium
Atlanta, Ga.
Record: 3-0
Selection: At-large
Seed: No. 1

4 Coastal Carolina . . 0 3 0
1 Georgia Tech 6 8 0
Justin Sturge, Byron Binda (7) and Randy McGarvey. Kyle Bakker and Tyler Parker. W-Bakker. L-Sturge.

2 Georgia. 0 7 1
1 Georgia Tech 3 6 0
Mickey Westphal, Bill Sharpton (8) and Clint Sammons. Chris Goodman, Jeff Watchko (7) and Tyler Parker. W-Goodman. L-Westpahl. S-Watchko. HR-Victor Menocal (GT), Tyler Parker (GT).

Championship
1 Georgia Tech 8 11 2
2 Georgia. 7 9 2
Brian Burks, Jeff Watchko (8), Victor Menocal (9), Philip Perry (9) and Tyler Parker. Jason Fellows, Bill Sharpton (4), Jeffrey Carswell (7), Bo Lanier (8), Scott Lawson (9) and Ned Yost, Clint Sammons (6) W-Burks. L-Fellows. S-Perry. HR-Lee Mitchell (G).

****SUPER REGIONAL CHAMPION****
Atlanta Super Regional
Russ Chandler Stadium
Atlanta, Ga.
Record: 2-0

Florida Atlantic. 3 9 1
Georgia Tech. 14 18 1
Danny Core, Tom MacLane (4), Matt O'Brien (5), Brad Ingwell (7) and Robert Orton, Shaen O'Connor (8). Kyle Bakker, Nick Wagner (8), Jordan Crews (9) and Tyler Parker, Mike Nickeas (9). W-Bakker. L-Core. HR-Tyler Parker (GT), Clifton Remole (GT).

Georgia Tech. 11 13 1
Florida Atlantic. 5 7 2
Chris Goodman, Kyle Schmidt (8), Jeff Watchko (9) and Tyler Parker. Chris Pillsbury, Jim Cooney (4), Tim McNab (8) and Shaen O'Connor. W-Goodman. L-Pillsbury. HR-Jeff Fiorentino (FAU).

FIFTH PLACE
College World Series
Rosenblatt Stadium
Omaha, Neb.
Record: 1-2

Georgia Tech. 11 19 1
South Carolina. 0 6 2
Kyle Bakker, Brian Burks (9) and Tyler Parker, Mike Nickeas (9). Gary Bell, Aaron Rawl (5), Steven Bondurant (5), Rocky Evans (8), Cliff Donald (9) and Landon Powell. W-Bakker. L-Bell. HR-Wes Rynders (GT).

Clemson. 9 9 1
Georgia Tech. 7 14 0
Tyler Lumsden, Jeff Hahn (4), Matt Henrie (7) and Steve Pyzik. Chris Goodman, Aaron Walker (2), Philip Perry (2), Jeff Watchko (9) and Tyler Parker. W-Hahn. L-Goodman. S-Henrie. HR-Michael Johnson (C), Jason Perry (GT).

South Carolina. 9 8 1
Georgia Tech. 5 14 2
Aaron Rawl and Landon Powell. Brian Burks, Jeff Watchko (4), Kyle Schmidt (9) and Tyler Parker. W-Rawl. L-Burks. HR-Justin Harris (SC), Steve Thomas (SC), Jeremy Slayden (GT).

2003

Atlanta Regional
Russ Chandler Stadium
Atlanta, Ga.
Record: 0-2
Selection: Automatic
Seed: No. 1 (No. 3 National)

4 Stetson 5 10 2
1 Georgia Tech 4 5 2
Adam Blair, Roger Lincoln (9) and Chris Westervelt. Micah Owings, Jeff Watchko (7) and Mike Nickeas. W-Blair. L-Owings. S–Lincoln. HR-Brian Snyder (S), Andy Wilson (S), Pete Rasmusen (S), Clifton Remole (GT), Micah Owings (GT).

1 Georgia Tech 3 10 0
3 East Carolina . . . 10 11 0
Kyle Bakker, Brian Burks (7), Andrew Kown (8) and Andy Hawranick, Mike Nickeas (5). Ashley Capps, Glenn Tucker (1) and Jake Smith. W-Tucker. L-Bakker. HR-Clifton Remole (GT), Daryl Lawhorn (EC).

2003

****REGIONAL CHAMPION****
Atlanta Regional
Russ Chandler Stadium
Atlanta, Ga.
Record: 3-0
Selection: At-large
Seed: No. 1 (No. 4 National)

4 Jacksonville State . 3 10 4
1 Georgia Tech . . . 16 20 1
Bobby Wynns, Brian Booth (4), Jon Clements (7), Danny Andres (7) and Scott Smith, Johnny Prosser (8). Brian Burks, Jared Hyatt (9) and Mike Nickeas, Andy Hawranick (7). W-Burks. L-Wynns. HR-Eric Patterson (GT), Clifton Remole (GT), Whit Robbins (GT).

2 Texas Tech. 3 10 0
1 Georgia Tech 9 15 1
Steven Thomas, Adam Fry (6), Juan Razo (8) and Cooper Fouts. Micah Owings, Jordan Crews (9) and Mike Nickeas. W-Owings. L-Thomas. HR-Steven Blackwood (GT), Mike Nickeas (GT), Whit Robbins (GT).

Championship
2 Texas Tech. 3 10 4
1 Georgia Tech . . . 16 20 1
Andrew Kown, Jordan Crews (8) and Andy Hawranick. Michael McGowan, John Milton (4), Corey Gerstner (7) and Cooper Fouts. W-Kown. L-McGowan. HR-Brandon Boggs (GT), Tyler Greene (GT), Michael Mask (TT).

2004

RUNNER-UP
Atlanta Super Regional
Russ Chandler Stadium
Atlanta, Ga.
Record: 0-2

Georgia 7 12 0
Georgia Tech. 5 9 2
Michael Hyle, Johnny Dobbs (4), Will Startup (7) and Clint Sammons. Micah Owings, Jordan Crews (7), Aaron Walker (9) and Mike Nickeas. W-Dobbs. L-Owings. S-Startup. HR-Bobby Felmy (G), Eric Patterson (GT), Mike Nickeas (GT).

Georgia Tech. 3 4 4
Georgia 5 11 0
Andrew Kown, Brian Burks (7) and Mike Nickeas. Sean Ruthven, Bo Lanier (8), Will Startup (9) and Clint Sammons. W-Lanier. L-Burks. S-Startup. HR-Jonathan Wyatt (G).

2005

****REGIONAL CHAMPION****
Atlanta Regional
Russ Chandler Stadium
Atlanta, Ga.
Record: 3-1
Selection: Automatic
Seed: No. 1 (No. 2 National)

4 Furman 4 7 1
1 Georgia Tech 5 13 2
10 Innings
Ryan Hodinka, Sam Perry (5), Ryan Hudson (7), Patrick Arnett (9), Nick Hollstegge (10) and Tony Maccani. Lee Hyde, Jordan Crews (6), Tim Gustafson (8) and Andy Hawranick. W-Gustafson. L-Hollstegge. HR-Matthew Betsill (F).

1 Georgia Tech . . . 10 17 0
2 South Carolina . . . 2 6 2
Blake Wood and Andy Hawranick. Arik Hempy, Jason Fletcher (1), Conor Lalor (5), Cliff Donald (9) and Ryan Mahoney, Cory Vanderhook (7). W-Wood. L-Hempy. HR-Jeremy Slayden (GT).

2 South Carolina . . . 8 8 1
1 Georgia Tech 3 8 3
Andy Lambert, Jason Fletcher (6) and Ian Paxton. Ryan Turner, Jared Hyatt (3), Brad Rulon (6), Tim Ladd (9) and Andy Hawranick, Nick Scherer (8). W-Lambert. L-Turner. S-Fletcher. HR-Michael Campbell (SC), Steven Tolleson (SC), 2.

Championship
1 Georgia Tech 5 11 1
2 South Carolina . . . 0 5 1
Tim Gustafson, Matt Wieters (8) and Andy Hawranick. Aaron Rawl, Forrest Beverly (3) and Ian Paxton. W-Gustafson. L-Rawl. HR-Matt Wieters (GT), Jeremy Slayden (GT).

RUNNER-UP
Atlanta Super Regional
Russ Chandler Stadium
Atlanta, Ga.
Record: 0-2

Tennessee 3 4 1
Georgia Tech. 2 5 3
Luke Hochevar, Sean Watcon (8) and J.P. Arencibia. Blake Wood, Matt Wieters (8) and Andy Hawranick. W-Watson. L-Wieters. HR-Rob Fitzgerald (T).

Georgia Tech. 3 7 1
Tennessee 13 16 0
Lee Hyde, Jordan Crews (3), Jared Hyatt (4), Tim Ladd (4), Brad Rulon (5), Ryan Turner (5), Jason Neighborgall (8), John Michael Vidic (8) and Andy Hawranick. James Adkins, Sean Watson (8) and J.P. Arencibia. W-Adkins. L-Hyde. HR-Michael Rivera (T).

2006

****REGIONAL CHAMPION****
Atlanta Regional
Russ Chandler Stadium
Atlanta, Ga.
Record: 3-0
Selection: At-large
Seed: No. 1 (No. 8 National)

4 Stetson 5 13 1
1 Georgia Tech 7 12 2
Corey Kluber, Nathan Nery (4), Robbie Elsemiller (8) and Brad Pippa, David Golliner (8). Blake Wood, Jared Hyatt (8), Tim Ladd (8), Brad Rulon (8), Matt Wieters (9) and Matt Wieters, Andy Hawranick (9). W-Wood. L-Kluber. S-Wieters. HR-Matt Wieters (GT), Michael Fisher (GT).

1 Georgia Tech 7 11 2
2 Vanderbilt 3 5 0
Lee Hyde, Tim Ladd (7), Brad Rulon (8) and Matt Wieters. David Price, Stephen Shao (7) and Josh Zeid (9) and Brian Hernandez. W-Hyde. L-Price. HR-Luke Murton (GT).

Championship
2 Vanderbilt 4 9 0
1 Georgia Tech 8 11 1
Cody Crowell, Tyler Rhoden (6) and Shea Robin. Ryan Turner, Matt Wieters (9) and Andy Hawranck. W-Turner. L-Crowell. HR-Pedro Alvarez (V), Dominic de la Osa (V), Alex Feinberg (V), Mike Trapani (GT), Matt Wieters 2 (GT).

****SUPER REGIONAL CHAMPION****
Atlanta Super Regional
Russ Chandler Stadium
Atlanta, Ga.
Record: 2-0

College of Charleston 0 11 1
Georgia Tech. 5 9 0
Nick Chigges, Quinn Monsma (7), Brendan Stines (8) and Alex Garabedian. Blake Wood, Brad Rulon (7) and Matt Wieters. W-Wood. L-Chigges, S-Rulon. HR-Matt Wieters (GT), Jeff Kindel (GT).

Georgia Tech. 12 15 1
College of Charleston 3 8 2
Lee Hyde, Jared Hyatt (9) and Matt Wieters, Andy Hawranick (9). Jeff Beliveau, Quinn Monsma (4), Graham Godfrey (5), Drew Shamrock (9) and Alex Garabedian. W-Hyde. L-Beliveau. HR-Jeff Kindel (GT), Whit Robbins (GT), Joey Friddle (CofC).

SEVENTH PLACE
College World Series
Rosenblatt Stadium
Omaha, Neb.
Record: 0-2

Georgia Tech. 4 8 1
Clemson. 8 9 0
Lee Hyde, Brad Rulon (8), Ryan Turner (8), Jared Hyatt (8), Tim Ladd (8) and Matt Wieters. Sean Clark, Ryan Hinson (7), Daniel Moskos (9) and Adrian Casanova. W-Hinson. L-Turner. HR-Jeff Kindel (GT), Andy D'Alessio (C).

Cal State Fullerton . . 7 15 1
Georgia Tech. 5 9 0
Dustin Miller, John Estes (7), Adam Jorgenson (7), Ryan Paul (8) and John Curtis. Blake Wood, Tim Ladd (6), Brad Rulon (7), Matt Wieters (8) and Matt Wieters, Andy Hawranick (9). W-Paul. L-Wieters. HR-Wieters (GT).

2008

RUNNER-UP
Athens Regional
Foley Field
Athens, Ga.
Record: 2-2
Selection: At-large
Seed: No. 2

3 Louisville 5 12 2
2 Georgia Tech 8 10 0
Justin Marks, Thomas Royce (6), Jon Clarence (8), Gavin Logsdon (8), Gabriel Shaw (8) and Jeff Arnold. David Duncan, Andrew Robinson (6), Brad Rulon (9) and Jason Haniger. W-Duncan. L-Marks. S-Rulon. HR-Justin McClanahan 2 (L), Chris Dominguez (L), Haniger (GT).

2 Georgia Tech 6 11 0
4 Lipscomb 3 7 1
Deck McGuire, Taylor Wood (7), Brad Rulon (8) and Jason Haniger. Brandon McClurg, Kyle Tognazzini (8), Chris Burnett (9) and Caleb Joseph. W-Wood. L-McClurg. S-Rulon. HR-Haniger (GT).

2 Georgia Tech 0 4 0
1 Georgia. 8 12 0
Eddie Burns, Kevin Jacob (7) and Jason Haniger, Cole Leonida. Nick Montgomery and Bryce Massanari. W-Montgomery. L-Burns. HR-Matt Olson (G), Rich Poythress (G), Matt Cerione.

Championship
1 Georgia. 18 18 2
2 Georgia Tech 6 11 6
Justin Grimm, Alex McRee (1), Dean Weaver (5), Will Harvil (5), Joshua Fields (9) and Bryce Massanari, Jake Crane. Zach Von Tersch, Brandon Cumpton (2), Andrew Robinson (4), Chris Hicks (6), Taylor Wood (7), Brad Rulon (9) and Jason Haniger. W-McRee. L-Cumpton. HR-Rich Poythress (G).

NCAA TOURNAMENT BOX SCORES

2009

RUNNER-UP
Atlanta Regional
Russ Chandler Stadium
Atlanta, Ga.
Record: 3-2
Selection: At-large
Seed: No. 1

4 Georgia State 3 11 2
1 Georgia Tech 9 9 1
Will Palmer, Aidan Francis (6), Will Campbell (8) and Marc Mimeault. Deck McGuire, Andrew Robinson(8), Kevin Jacob (9) and Jason Haniger. W-McGuire. L-Palmer. HR- Bradley Logan (GSU), Matt Skole (GT).

1 Georgia Tech 7 9 5
3 Southern Miss . . 10 13 0
Brandon Cumpton, Jake Davies (5), Andrew Robinson (5), Zach Brewster (7), Patrick Long(7), Jacob Esch (8) and Jason Haniger. JR Ballinger, Wade Weathers (9), Collin Cargill (9) and Kyle Maxie.
W-Ballinger. L-Cumpton. HR-Luke Murton (GT), Michael Ewing (USM), B.A. Vollmuth (USM).

2 Elon 4 7 0
1 Georgia Tech 8 8 1
Daniel Britt, Ken Ferrer (2), Jared Kernodle (2), John Brebbia (6), J.D. Reichenbach (7), Jordan Darnell (8), Thomas Girdwood (8) and Mike Melillo. Zach Von Tersch, Jake Davies (4), Mark Pope (5) and Jason Haniger. W-Davies. L-Britt. S-Pope. HR-Matt Skole (GT).

1 Georgia Tech . . . 18 18 2
3 Southern Miss . . . 6 11 6
Andrew Robinson, Thomas Nichols (6) and Cole Leonida. Jeff Stanley, Kyle Lindsey (4), Moses Munoz (6), Jonathan Johnston (6), Seth Hester (9) and Travis Graves. W-Robinson. L-Stanley. S-Nichols. HR-Luke Murton (GT), Jay Dantzler (GT), Cole Leonida (GT), Kyle Maxie (USM).

Championship
3 Southern Miss . . 12 3 1
1 Georgia Tech 8 8 2
Scott Copeland, Todd McInnis (2), Cody Schlagel (6), Josh Fields (7), Collin Cargill (8) and Kyle Maxie, Travis Graves. Deck McGuire, Jed Bradley (3), Kevin Jacob (5) and Jason Haniger. W-McInnis. L-McGuire. S-Cargill. HR- Bo Davis (USM), B.A. Vollmuth 2 (USM), Derek Dietrich (GT).

2010

RUNNER-UP
Atlanta Regional
Russ Chandler Stadium
Atlanta, Ga.
Record: 2-2
Selection: At-large
Seed: No. 1 (No. 8 National)

4 Mercer 0 5 0
1 Georgia Tech . . . 10 16 0
Mark Pope and Cole Leonida. W-Pope. L-Love. HR GT - Jay Dantzler (GT); Tony Plagman (GT); Jacob Esch (GT).

2 Alabama 2 9 3
1 Georgia Tech 5 11 0
Jimmy Nelson; Taylor Wolfe(6); Tyler White(8) and Brock Bennett. Deck McGuire; Andrew Robinson (9) and Cole Leonida. W-Deck McGuire. S-Andrew Robinson. L-Jimmy Nelson.

1 Georgia Tech 1 5 1
2 Alabama 8 9 0
Brandon Cumpton; Buck Farmer (2) and Cole Leonida. Adam Morgan and Brock Bennett.
W-Adam Morgan. L-Brandon Cumpton. HR-Matt Skole (GT). Taylor Dugas (UA); Ross Wilson (UA); Jake Smith (UA); Jon Kelton (UA).

2 Alabama 10 11 0
1 Georgia Tech 8 15 1
Taylor Wolfe; Matt Taylor (1); Jonathan Smart (2); Nathan Kilcrease (4) and Brock Bennett. Jed Bradley; Patrick Long (6); Taylor Wood (6); Andrew Robinson (8) and Cole Leonida.
W-Nathan Kilcrease. L-Jed Bradley. HR- Clay Jones (UA). Derek Dietrich (GT); Chase Burnette (GT).

2011

RUNNER-UP
Atlanta Regional
Russ Chandler Stadium
Atlanta, Ga.
Record: 2-2
Selection: At-large
Seed: No. 1

4 Austin Peay 2 4 1
1 Georgia Tech 1 7 1
Snodgrass, J; Hebert, M. (8); Toney, Z. (8) and Wollenzin, M. Georgia Tech - Mark Pope; Matt Grimes (2); Devin Stanton (9) and Zane Evans. W-Snodgrass. L-Grimes. HR-Hankins (AP)

2 Southern Miss . . . 2 8 0
1 Georgia Tech 6 9 1
Thomason; Day(2); Cargill(3) and Fowler. Jed Bradley; Clay Dalton(8) and Zane Evans. W-Bradley. L-Thomason. HR-Palka (GT); Thomas (GT).

1 Georgia Tech . . . 12 18 2
4 Austin Peay 2 5 1
Buck Farmer and Zane Evans; Mitch Earnest. Toney, Z.; Harper, Ry.(3); Hebert, M.(7); Belew, A.(8); Edlin, C.(9) and Torres, P. W-Farmer. L-Toney. HR-Matt Skole (GT); Palka (GT); Davies (GT); Evans (GT).

Championship
1 Georgia Tech 3 6 5
3 Mississippi State . . 7 10 1
DeAndre Smelter; Dusty Isaacs(3); Luke Bard(3); Kevin Jacob(8) and Zane Evans. Routt and Thigpen. W-Routt. L-Smelter. HR-Evans (GT).

2012

RUNNER-UP
Gainesville Regional
McKethan Stadium
Gainesville, Fla.
Record: 2-2
Selection: Automatic
Seed: No. 2

3 Coll. of Charleston 4 13 1
2 Georgia Tech 8 11 1
Christian Powell; Nick Osterman(4); Jake Zokan(6) and Jimmy Holton; Ryan Welke. Cole Pitts; Dusty Isaacs(4) and Zane Evans. W-Isaacs. L-Powell. HR-Marty Gantt (CC). Brandon Thomas (GT); Jake Davies (GT).

1 Florida 6 9 1
2 Georgia Tech 2 12 2
Hudson Randall; Steven Rodriguez(6) and Mike Zunino. Buck Farmer; Jarrett Didrick(8) and Zane Evans. W-Randall. L-Farmer. S-Rodriguez. HR-Preston Tucker (UF); Mike Zunino (UF).

2 Georgia Tech 3 8 0
3 Coll. of Charleston 0 3 0
Alex Cruz; Zane Evans(7) and Connor Lynch. Josh Renfro; Kyle Owings(8); Jake Zokan(9); David Peterson(9) and Jimmy Holton; Ryan Welke. W-Cruz. L-Renfro. S-Evans. HR-Connor Lynch (GT).

Championship
2 Georgia Tech 3 6 1
1 Florida 15 11 0
Jake Davies; Josh Heddinger(3); Clay Dalton(5); Jonathan Roberts(8) and Zane Evans; Mitch Earnest. Brian Johnson; Bobby Poyner(6); Karsten Whitson(7); Johnny Magliozzi(8); Greg Larson(8); Austin Maddox(9) and Mike Zunino. W-Johnson. L-Davies. HR-Sam Dove (GT); Evan Martin (GT). Mike Zunino (UF).

2013

RUNNER-UP
Nashville Regional
Hawkins Field
Nashville, Tenn.
Record: 3-2
Selection: At-Large
Seed: No. 2

3 Illinois 6 9 0
2 Georgia Tech 4 10 0
Duchene, K.; Muck, Ronnie(8); Roberts, Bryan(9) and Goldstein, J. Dusty Isaacs; Cole Pitts(6); Alex Cruz(8); Daniel Palka(8) and Zane Evans. W-Duchene, K. S-Roberts, Bryan. L-Dusty Isaacs(4-8). HR Parr, Jordan 2 (ILL). Thomas Smith (GT).

2 Georgia Tech 5 11 2
4 East Tenn. State . . 1 3 1
Buck Farmer; Jonathan Roberts(7) and Zane Evans. Doane, Kerry; Chesney, Will(8) and Hershey, Mason. W-Buck Farmer. S-Jonathan Roberts. L-Doane, Kerry.

2 Georgia Tech 6 14 1
3 Illinois 3 10 1
Jonathan King; Zane Evans(7) and Mitch Earnest. Castellanos; Johnson, Drasen(6); Roberts, Bryan(8) and Goldstein, J. W-Zane Evans. L-Roberts, Bryan. HR-Parr, Jordan (IL).

1 Vanderbilt 0 2 1
2 Georgia Tech 5 12 0
Walker Buehler; Adam Ravenelle(7) and Spencer Navin. Josh Heddinger and Mitch Earnest. W-Josh Heddinger. L-Walker Buehler. HR - Mitch Earnest (GT).

Championship
2 Georgia Tech 1 4 1
1 Vanderbilt 7 13 1
Buck Farmer; Alex Cruz(5); Devin Stanton(6); Joe Wiseman(6); Cole Pitts(7) and Mitch Earnest. Philip Pfeifer; Brian Miller(6) and Spencer Navin. W-Philip Pfeifer. S-Brian Miller. L-Buck Farmer.

2014

Oxford Regional
Swayze Field
Oxford, Miss.
Record: 1-2
Selection: Automatic
Seed: No. 3

3 Georgia Tech 0 4 1
2 Washington 8 11 0
Josh Heddinger; Zac Ryan(6); Ben Schniederjans(8) and Arden Pabst. Tyler Davis, and Austin Rei W-Tyler Davis. L-Josh Heddinger.

2 Georgia Tech 4 12 0
4 Jacksonville State . 2 11 0
Devin Stanton; Sam Clay(6); Dusty Isaacs(8) and Mitch Earnest. Taylor Shields; Michael Mason(7); Travis Stout(8) and Cal Lambert. W-Dusty Isaacs. L-Travis Stout.

2 Washington 4 8 1
3 Georgia Tech 2 5 0
Jared Fisher; Brandon Choate (5); Trevor Dunlap (6) and Parker Guinn; Austin Rei. Matthew Grimes; Ben Parr(7) and Arden Pabst. W-Jared Fisher. L-Matthew Grimes. S-Trevor Dunlap. HR-Andrew Ely (UW).

1994 COLLEGE WORLD SERIES TEAM

1994
College World Series Team

Players
Matt Barr, OF
Tucker Barr, C/RHP
Scott Byers, 1B
Carlos Cason, RHP
Geoff Duncan, RHP
Adam Easterling, OF
Nomar Garciaparra, SS
Al Gogolin, RHP
Buck Hall, LHP
Brandon Hensley, 3B
Brandon Hutchins, LHP
Jimy Lincoln, IF
Shane McGill, RHP
Scott McIntyre, 2B
Chris Myers, RHP
Jay Payton, OF
Brad Rigby, RHP
Ryan Ritter, OF
Matt Saier, OF
Michael Smith, OF
Michael Sorrow, IF
Jason Varitek, C
L.J. Yankosky, RHP

Coaches
Danny Hall - Head Coach
Rick Hatcher - Assistant Coach
Paul Mears - Assistant Coach
Jeff Guy - Assistant Coach

Support Staff
Walter Smith - Trainer
Shane Rose - Student Trainer
Jimmy Luck - Manager

Omaha, at last. Georgia Tech's baseball squad finally reached college baseball's promised land in the summer of 1994 under first-year head coach Danny Hall. Over the previous decade, Georgia Tech had produced one of America's most consistent baseball programs, averaging 45 wins per season while earning 10-straight NCAA Tournament invitations. Included in that span were numerous national and No. 1-rankings, and yet no College World Series appearances. But all of that changed in 1994 when the Yellow Jackets outlasted a talented Washington club, 18-7, in the final game of the Midwest II Regional in Wichita, Kansas.

With four of the premier talents in all of college baseball, including consensus first-team All-Americas Jason Varitek, Nomar Garciaparra and Jay Payton, and second-team All-American Brad Rigby - all four of whom were taken among the first 36 players in the June, 1994, draft - Tech headed to Omaha, where they came within one win of the school's first NCAA title.

The Yellow Jackets faced a talented Cal State Fullerton team in the opening game of the 1994 College World Series, with both teams throwing their aces. The Jackets drew first blood in the bottom of the fifth inning when Garciaparra earned a bases-loaded walk. Rigby then took over, striking out the side in the sixth while adding whiffs in the seventh and eighth as well as two more in the ninth to finish with a three-hitter and 10 strikeouts.

A familiar foe was on deck, with Georgia Tech squaring off against Mike Martin's Florida State team in Yellow Jackets' second game of the College World Series. With the score knotted at 4-4 in the top of the ninth inning, Varitek singles home Garciaparra with the first run of an eight-run explosion that set a CWS record for scoring in an extra frame. Matt Saier, the No. 9 hitter in the Tech order, capped the outburst with a grand slam to help the Jackets move on to game three.

Faced with a rematch against Cal State Fullerton, Tech stood one win away for playing for the championship. Payton snapped a 1-for-8 CWS slump with a two-run homer in the top of the first inning, but the Titans tied the game with runs in the first and fourth innings against Rigby. Both teams relied on pitching and defense over the next seven innings before Garciaparra ended the scoring drought with a solo home run in the top of the 12th inning. Fullerton quickly responded by putting runners on the corners with no outs, but Chris Myers struck out DH Sal Mancuso, popped up first baseman D.C. Olsen and retired left fielder Brian King on a liner to Payton to give the Yellow Jackets a berth in the NCAA championship game.

The Yellow Jackets' enjoyment in the title matchup is short-lived, as Oklahoma scored a pair of runs in the bottom of the first inning before home runs in the second and third innings by Varitek and Garciaparra tie the game at 2-2. Disaster struck for Georgia Tech over the next three innings though, as the Yellow Jackets yielded nine runs - five in the fourth and four more in the sixth - to the Sooners, who went on to capture the national title with a 13-5 win.

Georgia Tech ended the 1994 season with its highest final ranking ever. Collegiate Baseball, Baseball America and USA Today all ranked the Yellow Jackets No. 2 in the year-end polls, a mark that has been unmatched since Tech's magical 1994 run.

College World Series Results
Georgia Tech 2, Cal State Fullerton 0
Georgia Tech 12, Florida State 4
Georgia Tech 3, Cal State Fullerton 2

National Championship Game:
Oklahoma 13, Georgia Tech 5



HISTORY

1994 COLLEGE WORLD SERIES TEAM

Georgia Tech 2, CS-Fullerton 0
June 3, 1994 at Omaha, Neb. (Rosenblatt Stadium)

Cal State Fullerton	AB	R	H	RBI	BB	SO	PO	A	LOB
Dante Powell cf	4	0	0	0	0	0	2	0	
Craig Skyberg 3b	0	0	0	0	0	0	0	2	
Mark Kotsay lf	3	0	1	0	1	1	3	0	
Jeff Ferguson, 2b	4	0	1	0	0	0	3	2	
Bret Hemphill c	3	0	0	0	0	2	4	1	
Sal Mancuso dh	4	0	0	0	0	1	0	0	
Adam Millan 1b	3	0	0	0	1	1	9	1	
Jeremy Giambi rf	4	0	1	0	0	1	2	0	
Jason Gill 3b/ss	2	0	0	0	0	1	0	1	
Jim Betzsold ph	1	0	0	0	0	1	0	0	
Jack Jones ss	2	0	0	0	0	1	0	1	
Brian King ph/cf	1	0	0	0	0	1	0	0	
Mike Parisi p	0	0	0	0	0	0	1	2	
Chad Rolish p	0	0	0	0	0	0	0	0	
Dan Ricabal p	0	0	0	0	0	0	0	0	
Totals	31	0	3	0	2	10	24	11	8

Georgia Tech	AB	R	H	RBI	BB	SO	PO	A	LOB
Nomar Garciaparra ss	3	0	0	1	1	0	0	4	
Scott McIntyre 2b	3	0	1	0	1	1	2	2	
Jason Varitek c	3	0	0	0	0	0	10	2	
Jay Payton cf	2	0	0	0	2	0	1	0	
Scott Byers 1b	4	0	0	0	0	0	10	0	
Brandon Hensley 3b	4	1	2	0	0	1	2	6	
Michael Sorrow dh	2	1	1	1	0	0	0	0	
Michael Smith lf	3	0	1	0	0	2	1	0	
Matt Saier rf	2	0	0	0	0	0	1	0	
Brad Rigby p	0	0	0	0	0	0	0	1	
Totals	26	2	5	2	4	4	27	15	7

Cal State Fullerton 000 000 000 - 0 3 0
Georgia Tech 000 010 10X - 2 5 2

E - Hensley (14); McIntyre (13). DP - CSF 1. 2B - Kotsay (11). HR - Sorrow (1). HBP - Hemphill; Gill; Saier. SH - Sorrow; Varitek. SB - Ferguson (30).

Cal State Fullerton	IP	H	R	ER	BB	SO
Mike Parisi	7.1	5	2	2	3	3
Chad Rolish	0.1	0	0	0	1	0
Dan Ricabal	0.1	0	0	0	0	1

Georgia Tech	IP	H	R	ER	BB	SO
Brad Rigby	9.0	3	0	0	2	10

Win - Rigby (14-4). Loss - Parisi (11-4). Save - None. WP - Rigby. HBP - by Rigby (Hemphill); by Rigby (Gill); by Parisi (Saier). Umpires - HP: John Magnusson 1B: Tim Henderson 2B: Dick Runchey 3B: Bob Nelson Start: 2:37 pm Time: 2:19 Attendance: 9000

Georgia Tech 12, Florida State 4
June 5, 1994 at Omaha, Neb. (Rosenblatt Stadium)

Georgia Tech	AB	R	H	RBI	BB	SO	PO	A	LOB
Nomar Garciaparra ss	6	2	2	1	0	1	7	4	
Scott McIntyre 2b	5	2	2	0	1	0	0	4	
Jason Varitek c	5	2	3	4	1	1	7	4	
Jay Payton cf	6	0	1	0	0	2	0	0	
Scott Byers 1b	4	1	2	0	1	1	9	0	
Brandon Hensley 3b	5	1	1	0	0	2	0	1	
Michael Sorrow dh	4	1	0	1	1	0	0	0	
Michael Smith lf	4	1	0	1	1	1	5	0	
Matt Saier rf	4	2	1	4	1	0	1	0	
Al Gogolin p	0	0	0	0	0	0	1	0	
Chris Myers p	0	0	0	0	0	0	0	0	
Tucker Barr p	0	0	0	0	0	0	0	0	
Totals	43	12	12	11	6	8	30	13	7

Florida State	AB	R	H	RBI	BB	SO	PO	A	LOB
Mickey Lopez 2b	3	0	1	1	0	0	3	6	
Mike Buttery ph	1	0	0	0	0	1	0	0	
Doug Mientkiewicz 1b	5	0	1	1	0	1	12	2	
Mike Martin c	3	0	0	0	2	0	8	1	
Colby Weaver dh	2	0	0	0	0	2	0	0	
Mike Bell ph	1	0	0	0	0	0	0	0	
Jeremy Morris pr/dh	1	0	0	0	0	1	0	0	
Randy Hodges rf	3	1	0	0	1	1	1	0	
Link Jarrett ss	2	0	1	1	1	0	1	2	
Scott Zech lf	4	0	1	0	0	1	1	0	
Steve Nedeau cf	3	2	3	0	1	0	3	0	
Jack Niles 3b	4	1	1	0	0	0	0	5	
Jonathan Johnson p	0	0	0	0	0	0	1	0	
Phil Olson p	0	0	0	0	0	0	0	0	
David Yocum p	0	0	0	0	0	0	0	0	
Chuck Howell p	0	0	0	0	0	0	0	0	
Totals	32	4	8	3	5	7	30	16	6

Georgia Tech 000 040 000 8 - 12 12 3
Florida State 000 000 000 0 - 4 8 4

E - Gogolin (5) McIntyre (14); Varitek (7); Martin (7); Niles 2(14); Zech (2). DP - Georgia Tech 2, Florida State 1. 2B - Nedeau (7). HR - Saier (2); Varitek (16). SH - Jarrett; Weaver. SF - Lopez. SB - Hodges (18). CS - Saier; J.Morris; Jarrett.

Georgia Tech	IP	H	R	ER	BB	SO
Al Gogolin	7.0	4	4	2	5	5
Chris Myers	2.0	3	0	0	0	0
Tucker Barr	1.0	1	0	0	0	2

Florida State	IP	H	R	ER	BB	SO
Jonathan Johnson	8.0	8	4	3	0	6
Phil Olson	1.1	3	6	5	3	1
David Yocum	0.0	1	2	2	1	0
Chuck Howell	0.2	0	0	0	2	1

Win - Myers (5-3). Loss - Olson (5-4). Save - None. WP - Gogolin; Howell. HP: Dan Pedersen 1B: John Magnusson 2B: Bill Davis 3B: Dick Runchey Start: 2:36 pm Time: 3:13 Attendance: 16000

Georgia Tech 3, CS-Fullerton 2
June 8, 1994 at Omaha, Neb. (Rosenblatt Stadium)

Georgia Tech	AB	R	H	RBI	BB	SO	PO	A	LOB
Nomar Garciaparra ss	6	1	2	1	0	1	2	4	
Scott McIntyre 2b	3	0	0	0	3	0	7	5	
Jason Varitek c	4	1	0	0	2	0	15	2	
Jay Payton cf	6	1	3	2	0	2	1	0	
Scott Byers 1b	5	0	1	0	1	1	8	3	
Brandon Hensley 3b	5	0	1	0	0	0	0	0	
Michael Sorrow dh	4	0	2	0	0	0	0	0	
Michael Smith lf	3	0	1	0	0	1	1	0	
Adam Easterling ph/lf	2	0	1	0	0	0	0	0	
Matt Saier rf	4	0	0	0	1	2	2	0	
Brad Rigby p	0	0	0	0	0	0	0	0	
Chris Myers p	0	0	0	0	0	0	0	0	
Totals	42	3	11	3	7	8	36	14	11

Cal State Fullerton	AB	R	H	RBI	BB	SO	PO	A	LOB
Jeff Ferguson, 2b	4	1	1	0	2	2	2	3	
Mark Kotsay lf/rf	4	0	2	0	0	2	2	1	
Dante Powell cf	4	0	3	0	2	0	6	0	
Bret Hemphill c	3	0	0	1	2	2	9	1	
Chris Remala pr	0	0	0	0	0	0	0	0	
Sal Mancuso dh	6	0	0	0	0	4	0	0	
Adam Millan 1b	5	0	3	0	0	0	8	0	
Tony Miranda pr	0	0	0	0	0	0	0	0	
D.C. Olsen 1b	1	0	0	0	0	0	2	0	
Jeremy Giambi rf	3	1	1	1	1	0	2	0	
Jason Gill 3b/ss	1	0	1	0	0	0	0	0	
Jim Betzsold ph	0	0	0	0	1	0	0	0	
Craig Skyberg 3b	2	0	0	0	0	2	0	1	
Brian King ph/lf	2	0	0	0	1	0	1	0	
Jack Jones ss	5	0	0	0	0	3	4	4	
Mike Parisi p	0	0	0	0	0	0	0	2	
Ted Silva	0	0	0	0	0	0	0	3	
Chad Rolish p	0	0	0	0	0	0	0	1	
Matt Wagner p	0	0	0	0	0	0	0	0	
Totals	40	2	11	2	9	15	36	16	15

Georgia Tech 200 000 000 001 - 3 11 2
Cal State Fullerton 100 100 000 000 - 2 11 1

E - Saier (4); Varitek (8); Silva (1). DP - Georgia Tech 2, CSF 4. 2B - Garciaparra (26); Hensley (18); Sorrow (8); Kotsay (13). HR - Garciaparra (15); Payton (20); Giambi (2). SH - Hemphill; Kotsay 2. SB - McIntyre (11); Powell (48). CS - Ferguson; Skyberg.

Georgia Tech	IP	H	R	ER	BB	SO
Brad Rigby	8.0	7	2	2	6	9
Chris Myers	4.0	4	0	0	3	6

Cal State Fullerton	IP	H	R	ER	BB	SO
Mike Parisi	7.0	6	2	2	6	4
Ted Silva	4.0	4	1	1	1	4
Chad Rolish	0.2	0	0	0	0	0
Matt Wagner	0.1	1	0	0	0	0

Win - Myers (6-3). Loss - Silva (4-4). Save - None. WP - Rigby. HP: Bob Nelson 1B: Bill Davis 2B: Dan Pedersen 3B: Dick Runchey Start: 6:36 pm Time: 3:50 Attendance: 17766

National Championship Game
Oklahoma 13, Georgia Tech 5
June 11, 1994 at Omaha, Neb. (Rosenblatt Stadium)

Georgia Tech	AB	R	H	RBI	BB	SO	PO	A	LOB
Nomar Garciaparra ss	5	1	2	1	0	0	3	4	
Scott McIntyre 2b	5	0	0	0	0	1	3	7	
Jay Payton cf	5	0	2	0	0	1	0	0	
Jason Varitek c	3	2	2	1	2	0	4	1	
Brandon Hensley 3b/1b	4	1	1	0	0	0	1	4	
Scott Byers 1b	1	0	0	0	2	0	12	0	
Tucker Barr ph	0	0	0	0	1	0	0	0	
Jimy Lincoln pr	0	1	0	0	0	0	0	0	
Adam Easterling lf	0	0	0	0	0	0	0	0	
Michael Sorrow dh	2	0	1	2	1	0	0	0	
Matt Barr ph	1	0	1	0	0	0	0	0	
Michael Smith lf/rf	4	0	1	1	0	0	0	0	
Matt Saier rf	3	0	0	0	0	2	1	0	
Ryan Ritter ph/3b	1	0	0	0	0	1	0	0	
All Pitchers Combined	0	0	0	0	0	0	0	2	
Totals	34	5	10	5	6	5	24	18	8

Oklahoma	AB	R	H	RBI	BB	SO	PO	A	LOB
Aric Thomas lf	5	3	3	1	0	0	2	0	
Dustin Hansen lf	0	0	0	0	0	0	0	0	
Darvin Traylor rf	4	3	3	1	1	0	1	0	
Rick Gutierrez 2b	4	1	2	3	1	0	2	3	
Damon Minor dh	4	1	1	3	0	1	0	0	
Chris Bradshaw ph	0	0	0	0	1	0	0	0	
Rich Hills ss	4	1	2	2	0	1	1	4	
Chip Glass cf	5	2	2	1	0	0	5	0	
J.J. Mariani 3b	3	0	2	2	2	0	1	1	
Ryan Minor 1b	4	1	0	0	0	1	9	1	
Mark Soto ph/1b	1	0	0	0	0	1	3	0	
Javier Flores c	5	1	1	0	0	0	2	6	
All Pitchers Combined	0	0	0	0	0	0	1	3	
Totals	39	13	16	13	5	4	27	18	8

Georgia Tech 011 002 010 - 5 10 4
Cal State Fullerton 200 504 20X - 13 16 0

E - Hensley 2(16); Saier (5); Varitek (9). DP - Georgia Tech 2, Oklahoma 1. 2B - Payton (27); Sorrow (9); Hills (28). 3B - Traylor (3). HR - Garciaparra (16); Varitek (17); D. Minor (14); Glass (6). SB - Glass (26). CS - Garciaparra; Mariani

Georgia Tech	IP	H	R	ER	BB	SO
Al Gogolin	3.1	7	7	3	3	0
Chris Myers	2.2	5	4	4	0	3
Shane McGill	1.0	4	2	2	1	0
Carlos Cason	1.0	0	0	0	1	1

Oklahoma	IP	H	R	ER	BB	SO
Kevin Lovingier	2.0	3	2	2	2	2
Shawn Snyder	1.0	1	0	0	1	0
Tim Walton	2.1	2	2	2	2	1
Bucky Buckles	3.2	4	1	1	1	2

Win - Walton (7-3). Loss - Gogolin (12-3). Save - Buckles (14). WP - McGill. HBP - by Myers (Hills). HP: Dick Runchey 1B: Dan Pedersen 2B: Bob Nelson 3B: John Magnusson LF: Tim Henderon RF: Bill Davis. Start: 12:07 pm Time: 2:50 Attendance: 21503

2002 COLLEGE WORLD SERIES TEAM

2002

College World Series Team

Players
Kyle Bakker, LHP
Brandon Boggs, OF
Matthew Boggs, 3B
Brian Burks, RHP
Jordan Crews, RHP
Chris Goodman, RHP
Garrett Groce, IF
Jake Hall, IF
Cameron Lane, IF
Victor Menocal, SS
Matt Murton, OF
Davis Myers, IF
Mike Nickeas, C
Tyler Parker, C
Eric Patterson, 2B
Jason Perry, 1B
Philip Perry, RHP
Clifton Remole, 3B
Wes Rynders, OF
Kyle Schmidt, RHP
Jeremy Slayden, OF
Drew Taylor, LHP
Nick Wagner, RHP
Aaron Walker, LHP
Jeff Watchko, RHP

Coaches
Danny Hall - Head Coach
Bobby Moranda - Associate Head Coach
Scott Stricklin - Assistant Coach
Jon Palmieri - Volunteer Assistant Coach

Support Staff
Steve Tamborra - Strength and Conditioning Coach
Walter Smith - Trainer
Sammy Crawford - Manager

With Georgia Tech's emphatic 11-5 victory over Florida Atlantic to win the NCAA Atlanta Super Regional, Kyle Bakker was looking forward to the homecoming he'd always dreamed of. A native of Omaha, Bakker returned to his hometown as part of just the second Georgia Tech team to ever advance to the College World Series. The big man didn't disappoint in his one and only hometown appearance either - shutting out South Carolina through eight innings while recording nine strikeouts to lead Georgia Tech to an 11-0 win in the Yellow Jackets' opening game of the 2002 College World Series. Victor Menocal and Matt Murton recorded four hits apiece to pace Tech's offense, and Brian Burks shut the door on the Gamecocks by recording three outs on just six pitches to end the game.

The Yellow Jackets didn't fare as well two days later, as Clemson jumped on Georgia Tech early with an eight-run explosion in the second inning. Tech would get as close as two runs in the sixth inning, but Matt Henrie held the Yellow Jackets to just one hit over the final 2.1 innings to preserve the Tigers' 9-7 win. Menocal and Jason Perry collected three hits apiece and Murton and Eric Patterson each added two hits in the game as Georgia Tech out-hit the Tigers, 14-9, and played flawless defense, but struggled to drive in runs, leaving a staggering 13 men on base.

Playing out of the loser's bracket two days later, Georgia Tech again faced the Gamecocks but couldn't produce the same results. Timely hitting by the Gamecocks, combined with costly errors by the Yellow Jackets, helped South Carolina stake a 9-2 lead through 7.5 innings. Tech answered with a pair of runs in the bottom of the seventh on a two-run home run by Jeremy Slayden, and the Jackets tacked on another run in the bottom of the eighth inning, but the comeback fell short as South Carolina moved on with a 9-5 win.

The 2002 season was one of the finest in school history, as the Yellow Jackets set a new school record with 52 wins while eclipsing the 50-win mark for the fourth time in the program's history. Six Yellow Jackets were selected in the 2002 MLB Draft, including Victor Menocal, who was named to the All-College World Series team after batting a blistering .563 with six runs scored in Omaha.

The Yellow Jackets also finished as a consensus top-10 team for just the third time under head coach Danny Hall, including a No. 5 final ranking by Collegiate Baseball and USA Today while Baseball America ranked Georgia Tech at No. 8.

College World Series Results
Georgia Tech 11, South Carolina 0
Clemson 9, Georgia Tech 7
South Carolina 9, Georgia Tech 5

HISTORY

2002 COLLEGE WORLD SERIES TEAM

Georgia Tech 11, South Carolina 0
June 14, 2002 at Omaha, Neb. (Rosenblatt Stadium)

Georgia Tech	AB	R	H	RBI	BB	SO	PO	A	LOB
Eric Patterson 2b	6	1	1	0	0	3	1	5	2
Victor Menocal ss	6	3	4	1	0	1	1	2	0
Davis Myers ss	0	0	0	0	0	0	0	0	0
Jeremy Slayden rf	4	1	2	1	1	1	0	0	0
Garrett Groce rf	0	0	0	0	0	0	0	0	0
Matt Murton lf	5	2	4	1	0	0	2	0	0
Tyler Parker c	4	0	0	0	0	1	8	1	4
Mike Nickeas c	0	0	0	0	0	0	0	0	0
Jason Perry 1b	3	2	2	2	2	0	10	0	0
Wes Rynders cf	4	2	2	3	0	1	4	0	0
Matthew Boggs 3b	5	0	2	2	0	0	1	0	2
Jake Hall 3b	0	0	0	0	0	0	0	1	0
Brandon Boggs dh	4	0	2	1	0	0	0	0	1
Clifton Remole ph	1	0	0	0	0	1	0	0	0
Kyle Bakker p	0	0	0	0	0	0	0	0	0
Brian Burks p	0	0	0	0	0	0	0	0	0
Totals	42	11	19	11	3	8	27	9	9

South Carolina	AB	R	H	RBI	BB	SO	PO	A	LOB
Drew Meyer ss	4	0	0	0	0	2	4	1	1
Steve Thomas rf	4	0	1	0	0	0	0	1	1
Yaron Peters 1b	4	0	2	0	0	0	6	0	0
Brian Buscher 3b	4	0	1	0	0	0	2	1	0
Garris Gonce lf	3	0	0	0	0	3	0	0	3
Trey Dyson dh	4	0	1	0	0	1	0	0	1
Kevin Melillo 2b	4	0	1	0	0	0	2	2	1
Landon Powell c	3	0	0	0	0	2	7	3	0
Jared Greenwood ph	1	0	0	0	0	0	0	0	0
Jon Coutlangus cf	1	0	0	0	1	1	5	0	1
Demetric Smith ph	1	0	0	0	0	0	0	0	0
Tim Seaton cf	0	0	0	0	0	0	0	0	0
Gary Bell p	0	0	0	0	0	0	0	1	0
Aaron Rawl p	0	0	0	0	0	0	0	0	0
Steven Bondurant p	0	0	0	0	0	0	0	0	0
Rocky Evans p	0	0	0	0	0	0	1	0	0
Cliff Donald p	0	0	0	0	0	0	0	0	0
Totals	33	0	6	0	1	9	27	9	8

Georgia Tech 200 150 120 - 11 19 0
South Carolina 000 000 000 - 0 6 2

E - Melillo, K(10); Bell, G(5). 2B - Murton, M. 2(14); Rynders, W.(10); Boggs, B.(17); Melillo, K(11). 3B - Menocal, V.(2). HR - Rynders, W.(3). HBP - Parker, T.; Gonce, G. SH - Rynders, W.(4). CS - Slayden, J.(1)

Georgia Tech	IP	H	R	ER	BB	SO	NP
Kyle Bakker	8.0	6	0	0	1	9	98
Brian Burks	1.0	0	0	0	0	0	6

South Carolina	IP	H	R	ER	BB	SO	NP
Gary Bell	4.0	9	5	5	2	2	90
Aaron Rawl	0.1	2	3	3	1	1	12
Steven Bondurant	2.2	5	1	1	0	0	39
Rocky Evans	1.0	3	2	2	0	2	30
Cliff Donald	1.0	0	0	0	0	3	12

Win - Bakker, K. (13-2). Loss - Bell, G (10-3). Save - None. WP - Bakker, K.(3). HBP - by Bakker, K. (Gonce, G); by Evans, R (Parker, T.). PB - Powell, L(7). Inherited runners/scored: Rawl, A 2/2; Bondurant, S 2/2. Umpires - HP: Perry Costello 1B: Nick Zibelli 2B: A.J. Lostaglio 3B: Jim Garman Start: 1:10 pm Time: 2:45 Attendance: 24711

Clemson 9, Georgia Tech 7
June 16, 2002 at Omaha, Neb. (Rosenblatt Stadium)

Clemson	AB	R	H	RBI	BB	SO	PO	A	LOB
Zane Green dh	5	0	1	0	0	1	0	0	0
Khalil Greene ss	4	1	0	0	1	0	3	4	0
Jeff Baker 3b	5	1	1	3	0	3	0	3	0
Michael Johnson 1b	3	3	3	2	1	0	6	1	0
Roberto Valiente lf	3	1	2	1	0	1	1	0	1
L.J. DeMaino ph/lf	1	0	0	0	0	0	1	0	0
Jarrod Schmidt rf	3	0	0	0	0	2	2	0	0
Kyle Frank cf	4	1	1	1	0	0	3	0	2
Steve Pyzik c	3	1	0	0	1	0	8	0	0
David Slevin 2b	4	1	1	2	0	1	2	2	0
Tyler Lumsden p	0	0	0	0	0	0	0	0	0
Jeff Hahn p	0	0	0	0	0	0	0	0	0
Matt Henrie p	0	0	0	0	0	0	1	1	0
Totals	35	9	9	9	3	8	27	11	3

Georgia Tech	AB	R	H	RBI	BB	SO	PO	A	LOB
Eric Patterson 2b	4	1	2	1	1	0	1	0	0
Victor Menocal ss	5	1	3	1	1	0	3	1	1
Jeremy Slayden rf	3	0	0	0	1	2	3	1	5
Matt Murton lf	5	1	2	0	0	1	5	0	2
Tyler Parker c	5	1	1	0	0	0	8	0	2
Jason Perry 1b	4	2	3	2	1	0	5	0	0
Wes Rynders cf	5	1	1	0	0	0	1	0	3
Matthew Boggs 3b	5	0	1	0	0	2	1	2	0
Brandon Boggs dh	3	0	1	0	1	2	0	0	0
Clifton Remole ph	1	0	0	0	0	0	0	0	0
Garrett Groce pr	0	0	0	0	0	0	0	0	0
Chris Goodman p	0	0	0	0	0	0	0	0	0
Aaron Walker p	0	0	0	0	0	0	0	0	0
Philip Perry p	0	0	0	0	0	0	0	0	0
Jeff Watchko p	0	0	0	0	0	0	0	0	0
Totals	40	7	14	4	5	7	27	4	13

Clemson 080 000 100 - 9 9 1
Georgia Tech 023 001 100 - 7 14 0

E - Baker (13). DP - Clemson 2. 2B - Baker (12); Johnson 2(19); Valiente (7); Murton, M. 2(16). HR - Johnson; Perry, J.(12). HBP - Schmidt; Patterson, E; Slayden, J.. SB - Patterson, E 2 (41); Rynders, W.(11).

Clemson	IP	H	R	ER	BB	SO	NP
Tyler Lumsden	3.0	8	5	3	2	4	80
Jeff Hahn	3.2	5	2	2	3	3	62
Matt Henrie	2.1	1	0	0	0	0	25

Georgia Tech	IP	H	R	ER	BB	SO	NP
Chris Goodman	1.2	5	7	7	2	2	53
Aaron Walker	0.0	2	1	1	0	0	6
Philip Perry	6.1	2	1	1	1	6	88
Jeff Watchko	1.0	0	0	0	0	0	8

Win - Hahn (3-0). Loss - Goodman, C. (8-2). Save - Henrie (1). WP - Henrie (6); Walker, A.(3). HBP - by Lumsden (Patterson, E); by Lumsden (Slayden, J.); by Perry, P. (Schmidt). BK - Hahn (2). Inherited runners/scored: Henrie 2/0; Walker, A. 1/1; Perry, P. 1/0. Umpires - HP: Jim Garman 1B: John Magnusson 2B: Nick Zibelli 3B: A.J. Lostaglio Start: 4:50 pm Time: 3:00 Attendance: 25581

South Carolina 9, Georgia Tech 5
June 18, 2002 at Omaha, Neb. (Rosenblatt Stadium)

South Carolina	AB	R	H	RBI	BB	SO	PO	A	LOB
Drew Meyer ss	5	3	2	2	0	1	3	5	0
Justin Harris cf/2b	4	1	2	2	0	0	3	2	0
Yaron Peters 1b	3	0	0	0	2	2	11	0	0
Steve Thomas rf	4	1	1	1	0	1	4	0	3
Jon Coutlangus cf	1	0	0	0	0	0	0	0	0
Brian Buscher 3b	4	1	1	0	1	2	0	3	2
Garris Gonce lf	4	0	0	0	1	1	2	0	0
Trey Dyson dh	3	1	1	0	1	1	0	0	0
Tim Seaton pr/rf	1	1	0	0	0	1	0	0	1
Landon Powell c	4	0	1	2	0	0	2	0	1
Kevin Melillo 2b	4	1	0	0	0	1	2	2	0
Aaron Rawl p	0	0	0	0	0	0	0	0	0
Totals	37	9	8	7	5	10	27	12	7

Georgia Tech	AB	R	H	RBI	BB	SO	PO	A	LOB
Eric Patterson 2b	5	0	1	0	0	0	4	1	2
Victor Menocal ss	5	2	2	0	0	0	2	3	0
Jeremy Slayden rf	5	1	3	2	0	1	3	0	1
Matt Murton lf	3	1	0	1	0	0	1	0	0
Jason Perry 1b	4	0	1	0	0	0	4	0	1
Tyler Parker c	4	0	1	0	0	1	10	1	0
Matthew Boggs 3b	4	0	2	1	0	0	0	0	1
Wes Rynders cf	4	1	2	0	0	0	3	0	2
Clifton Remole dh	3	0	1	0	0	0	0	0	0
Garrett Groce pr	0	0	0	0	0	0	0	0	0
Brandon Boggs ph	1	0	1	0	0	0	0	0	0
Brian Burks p	0	0	0	0	0	0	0	0	0
Jeff Watchko p	0	0	0	0	0	0	0	0	0
Kyle Schmidt p	0	0	0	0	0	0	0	0	0
Totals	38	5	14	4	0	2	27	5	7

South Carolina 001 400 130 - 9 8 1
Georgia Tech 100 100 021 - 5 14 2

E - Buscher, B(12); Perry, J.(5); Boggs, M.(23). DP - S. Carolina 3. 2B - Harria, J(17); Dyson, T(14); Parker, T. (19). HR - Harris, J(5); Thomas, S(12); Slayden, J.(18). HBP - Harris, J. SF - Murton, M.(3). SB - Meyer, D(38); Seaton, T(3); Melillo, K(4).

South Carolina	IP	H	R	ER	BB	SO	NP
Aaron Rawl	9.0	14	5	4	0	2	117

Georgia Tech	IP	H	R	ER	BB	SO	NP
Brian Burks	3.2	5	5	3	2	4	62
Jeff Watchko	4.1	3	4	4	2	5	69
Kyle Schmidt	1.0	0	0	0	1	1	14

Win - Rawl, A (7-1). Loss - Burks, B. (10-7). Save - None. WP - Rawl, A. (5); Burks, B.(7). HBP - by Burks, B. (HARRIS, J). PB - Parker, T.(7). Inherited runners/scored: Watchko, J. 2/0. Pitches/strikes: Rawl, A
117/85; Burks, B. 62/34; Watchko, J. 69/44; Schmidt, K. 14/7. Umpires - HP: Nick Zibelli 1B: Kevin Dougherty 2B: A.J. Lostaglio 3B: John Magnusson Start: 1:09 pm Time: 2:41 Attendance: 23807



HISTORY

2006 COLLEGE WORLD SERIES TEAM

2006

College World Series Team

Players
Steven Blackwood, OF
Wally Crancer, OF
David Duncan, LHP
Brad Feltes, 3B
Michael Fisher, SS
John Goodman, RHP
Jason Haniger, C
Andy Hawranick, C
Chris Hicks, RHP
Wes Hodges, 3B
Chris House, OF
Michael Hutts, LHP
Jared Hyatt, RHP
Lee Hyde, LHP
Jeff Kindel, OF
Tim Ladd, LHP
Luke Murton, OF
Whit Robbins, 1B
Brad Rulon, RHP
Nick Scherer, C
Ryan Tinkoff, 2B
Mike Trapani, 2B
Ryan Turner, LHP
Matt Wieters, C/RHP
Blake Wood, RHP

Coaches
Danny Hall - Head Coach
Bobby Moranda - Associate Head Coach
Josh Holliday - Assistant Coach
Bryan Prince - Volunteer Assistant Coach

Support Staff
Tom Kinkelaar - Director of Operations
Steve Tamborra - Strength and Conditioning Coach
Walter Smith - Trainer
Josh Smith - Manager
Harry Woodworth - Manager

The 2006 season marked Georgia Tech's third trip to Omaha under head coach Danny Hall, and the Yellow Jackets drew an opening-round matchup against a familiar foe, Atlantic Coast Conference champion Clemson. The Yellow Jackets and Tigers were just two of a league-record four ACC teams taking part in the 2006 College World Series, joining Miami and North Carolina in Omaha.

The Yellow Jackets jumped on the Tigers early, scoring three runs in the top of the first inning. Wally Crancer doubled to reach base with one out and scored on a run-scoring single from Matt Wieters. A two-run home run by pitcher-turned-outfielder Jeff Kindel quickly made the score 3-0 in Tech's favor. Meanwhile, junior left-hander Lee Hyde kept Clemson's batters off balance all afternoon, holding the Tigers scoreless through seven innings, but the league champions mounted a comeboack in the eighth inning. Clemson scored eight runs in the frame and held on to take the 8-4 win in the opener.

Dropped into the CWS loser's bracket, the Yellow Jackets found themselves matched up against Cal State Fullerton in the tournament's first elimination game on Sunday, June 18. Tech again scored three runs in the first inning, with RBI singles from Kindel and Wes Hodges and a sacrifice fly from Whit Robbins. Blake Wood cruised through the first three innings before yielding runs in both the fourth and fifth. The Titans would take the lead with back-to-back run-scoring hits in the fifth inning to chase Wood, but the Jackets answered with a solo home run from Wieters in the sixth inning to tie the game. The score remained tied until the top of the ninth, when Cal State Fullerton scored two runs on an infield single.

Despite the 0-2 record in Omaha in 2006, the season was special for several reasons. The Yellow Jackets eclipsed the 50-win mark for just the fifth time in history, and fourth under Hall. Tech led the league in runs (8.7 pg), doubles, home runs, RBI, slugging percentage and walks, while seven Yellow Jackets were selected in 2006 MLB Draft, led by second round selection Wes Hodges.

Tech turned in a consensus top-10 season, according to the final national college baseball rankings. Baseball America and USA Today listed the Yellow Jackets' at No. 7, while Collegiate Baseball had Georgia Tech ranked No. 8.

College World Series Results
Clemson 8, Georgia Tech 4
Cal State Fullerton 7, Georgia Tech 5



HISTORY

2006 COLLEGE WORLD SERIES TEAM

Clemson 8, Georgia Tech 4
June 16, 2006 at Omaha, Neb. (Rosenblatt Stadium)

Georgia Tech	AB	R	H	RBI	BB	SO	PO	A	LOB
Steven Blackwood cf	4	1	0	0	1	3	1	0	0
Wally Crancer rf	5	1	3	0	0	0	0	0	0
Matt Wieters c	3	1	1	1	0	0	7	0	0
Jeff Kindel lf	4	1	2	2	0	0	4	0	3
Whit Robbins 3b	4	0	0	0	0	1	0	0	1
Luke Murton 1b	4	0	2	0	0	0	8	0	0
Wes Hodges dh	3	0	0	0	1	1	0	0	1
Nick Scherer pr	0	0	0	0	0	0	0	0	0
Mike Trapani 2b	3	0	0	0	1	0	3	4	1
Michael Fisher ss	3	0	0	0	0	0	1	4	1
Lee Hyde p	0	0	0	0	0	0	0	2	0
Brad Rulon p	0	0	0	0	0	0	0	0	0
Ryan Turner p	0	0	0	0	0	0	0	0	0
Jared Hyatt p	0	0	0	0	0	0	0	0	0
Tim Ladd p	0	0	0	0	0	0	0	0	0
Totals	33	4	8	3	3	5	24	10	7

Clemson	AB	R	H	RBI	BB	SO	PO	A	LOB
Herman Demmink dh	3	1	0	0	1	0	0	0	0
John Ingram ph	1	0	1	1	0	0	0	0	0
Brad Chalk cf	4	1	1	0	1	1	0	0	0
Marquez Smith 3b	3	1	1	2	2	1	0	1	0
Tyler Colvin lf	5	1	2	0	0	1	3	0	3
Taylor Harbin 2b	3	1	0	0	1	2	1	4	2
Andy D'Alessio 1b	3	1	2	3	1	0	13	0	0
Stan Widmann ss	3	0	0	0	1	0	3	3	0
D.J. Mitchell rf	4	1	1	0	0	0	2	0	1
Adrian Casanova c	4	1	1	1	0	2	5	0	2
Sean Clark p	0	0	0	0	0	0	0	1	0
Ryan Hinson p	0	0	0	0	0	0	0	0	0
Daniel Moskos p	0	0	0	0	0	0	0	0	0
Totals	33	8	9	7	7	7	27	9	8

Georgia Tech	300 000 100 - 4 8 1
Clemson	000 000 08X - 8 9 0

E - Turner, R. (3). DP - Clemson 2. 2B - Crancer, W. 2 (11); M. Smith (19); Mitchell (3). HR - Kindel, J. (14); D'Alessio (23). HBP - Wieters, M.; Fisher, M. SB - Ingram (1); M. Smith (5).

Georgia Tech	IP	H	R	ER	BB	SO	AB	BF	NP
Lee Hyde	7.0	3	2	2	5	6	24	29	103
Brad Rulon	0.0	1	1	0	0	0	1	1	5
Ryan Turner	0.0	2	3	3	1	0	2	3	18
Jared Hyatt	0.1	2	2	2	0	0	3	3	13
Tim Ladd	0.2	1	0	0	1	1	3	4	23

Clemson	IP	H	R	ER	BB	SO	AB	BF	NP
Sean Clark	6.0	7	4	4	2	3	25	29	94
Ryan Hinson	2.0	1	0	0	1	1	5	6	22
Daniel Moskos	1.0	0	0	0	0	1	3	3	10

Win - Honson (4-0). Loss - Turner, R. (4-4). Save - None. WP - Ladd, T.(2). HBP - by Clark (Fisher, M.); by Clark (Wieters, M.). PB - Wieters, M.(2). Inherited runners/scored: Rulon, B. 2/2; Turner, R. 1/1; Ladd, T. 1/1; Hinson 2/1. Umpires - HP: Randy Bruns 1B: John Kleis 2B: Paul Guillie 3B: Tony Maners Start: 1:08 pm Time: 2:44 Attendance: 16045

Cal State Fullerton 7, Georgia Tech 5
June 18, 2006 at Omaha, Neb. (Rosenblatt Stadium)

Cal State Fullerton	AB	R	H	RBI	BB	SO	PO	A	LOB
Justin Turner 2b	5	0	1	1	0	2	3	4	1
Blake Davis ss	5	2	2	0	0	1	3	1	2
Brett Pill 1b	5	1	2	0	0	2	7	1	0
Danny Dorn lf	4	2	1	0	1	1	3	0	0
David Cooper dh	4	0	1	0	0	2	0	0	0
Joe Turgeon pr	0	0	0	0	0	0	0	0	0
Cory Vanderhook ph	1	0	1	2	0	0	0	0	0
Brandon Tripp rf/cf	5	1	3	2	0	1	4	0	0
Clark Hardman cf	3	0	1	1	0	0	2	0	0
Matthew Fahey ph	0	0	0	0	1	0	0	0	0
Jared Clark rf	1	0	0	0	0	0	0	0	2
Evan McArthur 3b	4	1	1	0	0	0	1	0	2
John Curtis c	4	0	2	0	0	1	4	1	2
Dustin Miller p	0	0	0	0	0	0	0	0	0
John Estes p	0	0	0	0	0	0	0	0	0
Adam Jorgenson p	0	0	0	0	0	0	0	1	0
Ryan Paul p	0	0	0	0	0	0	0	1	0
Totals	41	7	15	6	2	10	27	9	9

Georgia Tech	AB	R	H	RBI	BB	SO	PO	A	LOB
Steven Blackwood cf	4	0	0	0	0	2	1	0	3
Wally Crancer rf	4	1	0	0	1	0	1	0	1
Matt Wieters c/p	5	2	2	1	0	1	9	0	1
Jeff Kindel lf	3	2	1	1	2	1	2	0	0
Whit Robbins 3b	3	0	0	1	0	0	3	0	0
Luke Murton 1b	3	0	2	0	1	0	7	0	1
Wes Hodges dh	4	0	1	1	0	0	0	0	1
Andy Hawranick c	0	0	0	0	0	0	1	0	0
Mike Trapani 2b	4	0	2	0	0	1	2	2	3
Michael Fisher ss	3	0	1	0	0	0	1	7	0
Blake Wood p	0	0	0	0	0	0	0	1	0
Tim Ladd p	0	0	0	0	0	0	0	0	0
Brad Rulon p	0	0	0	0	0	0	0	0	0
Totals	33	5	9	4	4	5	27	10	10

Cal State Fullerton	000 112 003 - 7 15 1
Georgia Tech	301 000 100 - 5 9 0

E - Pill(7). DP - CSF 1; Georgia Tech 1. 2B - Pill (20); Trapani, M. (12). 3B - Tripp (6). HR - Wieters, M. (15). HBP - Robbins, W.; Murton, L.. SH - Blackwood, S (2); Fisher, M. (9). SF - Robbins, W.(4).

Cal State Fullerton	IP	H	R	ER	BB	SO	AB	BF	NP
Dustin Miller	6.0	7	5	4	4	4	24	31	115
John Estes	0.1	1	0	0	0	0	2	2	7
Adam Jorgenson	1.0	1	0	0	0	0	2	3	6
Ryan Paul	1.2	0	0	0	0	1	5	6	26

Georgia Tech	IP	H	R	ER	BB	SO	AB	BF	NP
Blake Wood	5.2	10	4	4	0	5	26	26	97
Tim Ladd	0.1	0	0	0	0	1	1	1	6
Brad Rulon	1.2	1	0	0	0	3	6	6	26
Matt Wieters	1.1	4	3	3	2	1	8	10	38

Win - Paul (3-1). Loss - Wieters, M. (1-3). Save - None. WP - Miller (2). HBP - by Miller (Murton, L.); by Paul (Robbins, W.). BK - Rulon, B.(1). Inherited runners/scored: Estes 1/0; Jorgenson 2/0; Paul 1/0; Ladd, T. 2/0; Wieters, M. 1/0. Pitches/strikes: Miller 115/72; Estes 7/5; Jorgenson 6/6; Paul 26/17; Wood, B. 97/62; Ladd, T. 6/3; Rulon, B. 26/16; Wieters, M. 38/22. Umpires - HP: Paul Guillie 1B: Tony Maners
2B: Randy Bruns 3B: John Kleis Start: 1:08 pm Time: 3:41 Attendance: 18974

GEORGIA TECH'S MAJOR LEAGUERS

Listed here are 63 major league baseball players whose enrollment at Georgia Tech is documented by records in the Tech alumni and registrar's offices. Not all of them actually played baseball at Tech, and a few were enrolled for no more than one quarter or one semester. This list was orginally compiled with the help of Tech alumnus Richard Musterer and the Society for American Baseball Research.

Total Number of Major Leaguers 63
Total in the Majors in 2015. 7

Total that played for Danny Hall. 23

Under Hall	*At Tech*	*In Majors*
Jason Varitek	1991-94	1997-2011
Nomar Garciaparra	1992-94	1996-2009
Jay Payton	1992-94	1998-2008, '10
Brad Rigby	1992-94	1997-2000
David Elder	1995-97	2002-03
Kris Wilson	1995-97	2000-03, '06
Marlon Byrd	**1996**	**2002-15**
Cory Vance	1998-00	2002-03
Kevin Cameron	1999-01	2007-09
Mark Teixeira	**1999-01**	**2003-15**
Jason Perry	2000-02	2008
Matt Murton	2001-03	2005-09
Brandon Boggs	2002-04	2008-11
Eric Patterson	2002-04	2007-11
Micah Owings	2003-04	2007-13
Tyler Greene	2003-05	2009-13
Matt Wieters	**2005-07**	**2009-15**
Mike Nickeas	2002-04	2010-13
Blake Wood	2004-06	2010-14
Charlie Blackmon	**2008**	**2011-15**
Derek Dietrich	**2008-10**	**2013-15**
Brandon Cumpton	**2008-10**	**2013-15**
Buck Farmer	**2010-13**	**2014-15**

Horace Allen
Brooklyn-N (1919) **-** Played in four games.

Tom Angley
Chicago-N (1929) **-** Batted .250 in five games.

Red Barron
Boston-N (1929) **-** Batted .190 in 10 games in only major league season.

Mike Bell
Atlanta-N (1990-91) - Played 53 games for the Braves, batting an even .200.

Charlie Bishop
Philadelphia-A (1952-54), Kansas City-A (1955) **-** Had a 10-22 record and a 5.33 ERA in four seasons. Pitched in 69 games, making 37 starts.

Charlie Blackmon
Colorado-N (2011-15) **-** Made his major league debut June 7, 2011 with the Colorado Rockies and hit .255 in 27 games. Hit .283 with two homers for the Rockies in 2012, and played 82 games with a .309 average in 2013. Had another big year in 2014 en route to his first career All-Star Game appearance, hitting .288 with 19 home runs, 72 RBI and 28 stolen bases. Followed up his all-star seaon of 2014 with another strong season in 2015, hitting .287 with 17 homers and 58 RBI in 157 games.

Bud Blemker
Kansas City-A (1960) **-** Lettered in baseball and basketball at Tech. Pitched in one game in 1960 (1 2/3 innings).

Brandon Boggs
Texas-A (2008-10), Milwaukee-N (2011) **-** Made his MLB debut April 29, 2008, and played in 101 games in his first season.

Frank Bolick
Montreal-N (1993), Anaheim-A (1998) **-** Earned spot on roster splitting time between third base and first base for Montreal, picked up by Anaheim in 1997. Played the 1999 season for Chiba Lotte in Japan.

Jung Bong
Atlanta-N (2002-03), Cincinnati-N (2004) **-** Pitched in 44 games as a Brave in 2003.

Darren Bragg
Seattle-A (1994-95), Boston-A (1996-99), St. Louis-N (1999), Colorado-N (2000), New York-N (2001), New York-A (2001), Atlanta-N (2002-03), San Diego-N (2004), Cincinnati-N (2004) **-** Made his debut with Seattle during May and June of 1994. Traded to Boston in mid-1996, becoming regular starter in the outfield. Traded to St. Louis in mid-1999, hit .260, then released. Signed with Colorado in 2000, hit .221, then released. Played with the New York Mets and New York Yankees in 2001. Signed with the Atlanta Braves in 2002, and appeared in 213 games over two seasons. Played with San Diego and Cincinnati in 2004.

Kevin Brown
Texas-A (1986-94), Baltimore-A (1995), Florida-N (1996-97), San Diego-N (1998), Los Angeles-N (1999-2003), New York-A (2004-05) **-** Pitched in the World Series twice, in 1997 with the world champion Florida Marlins and in 1998 with San Diego. No. 7 pick of first round in 1986, first full season in majors was 1989. Tied for the American League lead in victories in 1992 with a 21-11 record. Signed with Baltimore as a free agent in 1995, with the Marlins in 1996, San Diego in 1998 and Los Angeles for 1999. Traded to New York prior to the 2004 season. Led NL in ERA in 1996 while winning 17 games. Pitched his first no-hitter vs. San Francisco at 3-Com Park in 1997. Was an All-Star selection in both leagues.

Marlon Byrd
Philadelphia-N (2002-05), Washington-N (2005-06), Texas-A (2007-09), Chicago-N (2010-12), Boston-A (2012), New York-N (2013), Philadelphia-N (2013-14), Cincinnati-N (2015), San Francisco-N (2015) **-** Made debut in 2002 with Philadelphia, and played in 10 games. Finished fifth in the 2003 NL Rookie of the Year voting. Traded to Washington in 2005, playing two seasons for the Nationals. Spent 2007-2009 with the Rangers, playing in 377 games in three seasons. Had his best season to date in 2009 hitting 20 home runs while collecting 89 RBI. Traded to Chicago Cubs prior to 2010 season. Batted .293 with 12 HR and 66 RBI, and played in the 2010 MLB All-Star game. Played 119 games for the Cubs in 2011 and hit .276 with 22 doubles. Totalled 47 MLB games between the Cubs and Boston in 2012. Had a big season for the Mets in 2013, playing 117 games with 21 homers and 71 RBI before being traded to the Phillies late in the year. Played in a career-high 154 games in 2014 and hit .264 with a career-best 25 homers and 85 RBI. Traded to Cincinnati before the 2015 season and later moved to San Francisco in August. Blasted a combined 23 home runs and drove in 73 runs in 135 total games.

Bill Calhoun
Boston-N (1913) **-** Played in six games, getting one hit in 13 official at-bats.

Kevin Cameron
San Diego-N (2007-08), Oakland-N (2009) **-** Made debut in early 2007 and began his Major League career by throwing 17.1 consecutive scoreless innings. Went 2-0 with a 2.79 ERA in 48 relief appearances his rookie season. Picked up by Oakland in 2009. Made 11 appearances out of the bullpen, striking out 15 batters in 18.1 IP with a 3.44 ERA.

Lew Carpenter
Washington-A (1943) **-** Made four relief appearances with no record and a 0.00 ERA.

Bruce Chen
Atlanta-N (1998-2000), Philadelphia-N (2000-01), New York-N (2001-02), Montreal-N (2002), Cincinnati-N (2002), Houston-N (2003), Boston-A (2003), Baltimore-A (2005-06), Texas-A (2007), Kansas City-A (2009-2014), Cleveland-A (2015) **-** A student at Tech, but did not play for the Yellow Jackets, Chen spent parts of three seasons with the Braves, before being traded to the Phillies in 2000. Traded to the Mets in 2001. Traded to the Expos and then to the Reds in 2002. Spend 2003 with Boston and Houston before joining the Orioles in 2004. Picked up by Texas in 2007. Signed by Kansas City in 2009. On Aug. 6, 2009, Chen won his first major league game since 2005. Has been a key starter for the Royals, winning 47 games in his six years on the staff, including a 9-4 record in 2013. Signed with Cleveland just before spring training in 2015. Appeared in two games for the Indians before announcing his retirement in May 2015.

Doug Creek
St. Louis-N (1995), San Francisco-N (1996-97), Chicago-N (1999); Tampa Bay-A (2000-02), Seattle-A (2002), Toronto (2003), Detroit-A (2005) **-** Called up in September of 1995 and pitched in middle relief. Traded to San Francisco prior to 1996 season. Traded to White Sox after 1997 season, then played 1998 season in Japan (Hanshin Tigers). Pitched in 140 games with Tampa Bay before being traded to Seattle in 2002. Played with Toronto in 2003. Injured in 2004. Signed with Detroit in 2005.

Ed Crowley
Washington-A (1928) **-** Played in two games and had one big-league at-bat.

Brandon Cumpton
Pittsburgh-N (2013-2015) **-** Pitched well in five late-season starts for the Pirates during his MLB debut season in 2013, posting a 2.05 ERA and 2-1 record in 30.2 innings. Made 10 starts in 2014 and was 3-4 with a 4.89 ERA. Spent the 2015 season recovering from Tommy John surgery.

Derek Dietrich
Miami-N (2013-2015) **-** Was called up by the Miami Marlins in 2013 and made his MLB debut on May 8, 2013 at San Diego and singled in his first at-bat. Played in 106 games for the Marlins between 2013 and 2014 with 14 homers and 40 RBI. Appeared in a career-high 90 games and hit .256 with 10 home runs in 2015.

Claud Derrick
Philadelphia-A (1910-12), New York-A (1913), Cincinnati-N/ Chicago-N (1914) **-** Played at Tech one year (1907); career .242 hitter as a utility infielder.

Todd Dunn
Milwaukee-A (1997) **-** A football player at Tech for one year, batted .229 in 44 games for the Brewers.

David Elder
Cleveland-A (2002-03) - Made debut in 2002, posting a 3.13 ERA in 15 relief appearances.

Buck Farmer
Detroit-A (2014-2015) - Made his MLB debut on August 13, 2014 and pitched four games (two starts) for the Tigers during his rookie season. Worked 40.1 innings in 14 games for Detroit in 2015.

Nomar Garciaparra
Boston-A (1996-2004), Chicago-N (2004-05), Los Angeles-N (2006-08), Oakland-A (2009) **-** Called up in September of 1996. Installed as the Red Sox starting shortstop in 1997, earned a spot on the American League All-Star team and was voted AL Rookie of the Year. Hit cleanup for the Red Sox in 1998 with 35 HR and 122 RBI. American League batting champion in both 1999 (.357) and 2000 (.372). All Star in 2000. Traded to Chicago during the 2004 season and signed by Los Angeles in 2006. All Star as a first baseman in 2006 and moved to third base for the Dodgers in 2007. Played 55 games for the Dodgers in 2008, 31 at SS. Signed for one year by Oakland in 2009, playing in 65 games while batting .281. Signed a one-game deal with the Red Sox in 2010, retiring the same day.

Tyler Greene
St. Louis-N (2009-12), Houston-N (2012), Chicago-A (2013) **-** Called up by the Cardinals on April 30, 2009. Hit .222 with two home runs and seven RBI in 48 games for St. Louis. Had 23 hits in 44 games with the Cardinals in 2010. Played 58 games for the Cards in 2011 and hit .212. Traded to Houston midway through 2012 and hit .246 with seven homers in 29 games with the Astros that year.

Jim Hearn
St. Louis-N (1947-50), New York-N (1950-56), Philadelphia-N (1957-59) **-** Posted 109-89 record and a 3.81 ERA in 13 seasons. Led NL in ERA (2.49) and shutouts (5) in 1950. Won game three of 1951 World Series, pitching 8 2/3 innings. Had 63 complete games in his career.

Weldon Henley
Philadelphia-A (1903-05), Brooklyn-N (1907) **-** Had 32-43 record and a 2.94 ERA in four seasons. Pitched no-hitter vs. St. Louis on July 22, 1905. Had 61 complete games in 81 career starts.

GEORGIA TECH'S MAJOR LEAGUERS

Riccardo Ingram
Detroit-A (1994), Minnesota-A (1995) **-** After six seasons in the minors, received call from Detroit in July and August of 1994. Minnesota acquired him in the off-season; Ingram made Twins debut July 19, 1995. Now a minor league coach.

Michael Jerzembeck
New York-A (1998) **-** September call-up by the Yankees. Surrendered HR to Jason Varitek in his first start. On disabled list in 1999.

Dick Jones
Washington-A (1926-27) **-** Pitched in six games and posted a 2-1 record with a 6.66 ERA.

Scott Jordan
Cleveland-A (1988) **-** A September call-up by the Indians in 1988, he was traded to the Astros and played most of the 1989 season at class AA Columbus.

Ed Lafitte
Detroit-A (1909-12), Brooklyn-F (1914-15), Buffalo-F (1915) **-** Had 35-36 career record and 3.34 ERA in five seasons. Completed 47 of his 75 career starts. Pitched no-hitter against Kansas City on September 19, 1914. Also batted .220 in his career.

Russ Lyon
Cleveland-A (1944) **-** Played in seven games and had two hits in 11 official at-bats.

Marty Marion
St. Louis-N (1940-1950), St. Louis-A (1952-53) **-** Batted .263 in 13-year major league career, and had a .231 average in 23 World Series games. Played 1,555 of his 1,572 big-league games at shortstop. Also managed from 1951-56.

Erskine Mayer
Philadelphia-N (1912-18), Pittsburgh-N (1918-19), Chicago-A (1919) **-** Posted 91-70 career record and a 2.96 ERA in eight seasons. Started two games in 1915 World Series, one a complete-game loss. Pitched the ninth inning of game five of 1919 Series for the infamous Chicago "Black Sox," his final major league appearance.

Sam Mayer
Washington-A (1915) **-** Hit .241 in 11 games for the Nationals

Tom McMillan
Brooklyn-N (1908-10), Cincinnati-N (1910), New York-A (1912) **-** Batted .209 in four seasons, stole 45 bases in 297 games.

Scrappy Moore
St. Louis-A (1917) **-** Played in four games

Matt Murton
Chicago-N (2005-08), Oakland-A (2008), Colorado-N (2009) **-** Made debut with the Cubs in 2005 and hit .321 in 51 games. Started 122 games in 2006. Played in 94 games for the Cubs in 2007 and 19 in 2008 before being traded to Oakland. Traded to Rockies on Feb. 4, 2009 where he played in 29 games.

David Newhan
San Diego (1999-2000), Philadelphia-N (2000-01), Baltimore-A (2004-06), New York-N (2007), Houston-N (2008) **-** Made debut with Padres in 1999; signed by Philadelphia midway through 2000 season. Signed by Baltimore in 2004. Played in 56 games for the Mets in 2007. Signed by the Astros in 2008 and played in 64 games in Houston.

Mike Nickeas
New York-N (2010-12), Toronto-A (2012-13) **-** Called-up by the Mets on September 4, 2010. Played in five games and had two hits in 10 at-bats. Played 21 games for the Mets in 2011, and played in 47 games in 2012. Was traded to Toronto following 2012.

Micah Owings
Arizona-N (2007-08), Cincinnati-N (2008-10), Arizona-N (2011), San Diego-N (2012) **-** Made 27 starts in his rookie season, going 8-8 in 152.2 innings of work. Played in 35 games for the Diamondbacks in 2008 before being traded to Cincinnati midseason. Started 19 games for the Reds in 2009 posting a 7-12 record with a 5.34 ERA. Appeared in 33 games (four starts) and was 8-0 for NL West champion Arizona in 2011. Finished 2011 with a 3.57 ERA in 63 innings. Was traded to the Padres in 2012, going 0-2 with a 2.79 ERA.

Joe Palmisano
Philadelphia-A (1931) **-** Batted .227 in 19 games.

Eric Patterson
Chicago-N (2007-08), Oakland-A (2008-10), Boston-A (2010), San Diego-N (2011) **-** Called up from Triple-A by the Cubs multiple times in 2008, playing in 13 games, before being traded to Oakland midseason. Hit .287 with a home run and 11 RBI in 39 games in 2009. Traded to Boston after 45 games with Oakland in 2010. Batted .226 with six homers and 16 RBI in 45 games with the Red Sox. Played 47 games and hit .180 for the Padres in 2011.

Jay Payton
New York-N (1998-2002), Colorado-N (2002-03), San Diego-N (2004), Boston-A (2005), Oakland-A (2005-06), Baltimore-A (2007-08) **-** September call-up by the Mets twice. Became everyday starter in center field in 2000 and played in World Series. Traded to Colorado in July, 2002, and hit .335 in 47 games. Signed by San Diego in 2004. Signed by Boston in 2005, and traded to Oakland during the season. Started 116 games for the Orioles in 2007 and played in 127 games in 2008.

Jason Perry
Atlanta-N (2008) **-** Called up July 4, 2008, and played in four games for the Braves.

Marc Pisciotta
Chicago-N (1997-99), Kansas City (1999) **-** Called up in June, 1997, and earned a win in his first relief appearance.

Jim Poole
Los Angeles-N (1990), Texas-A (1991), Baltimore-A (1991-94), Cleveland-A (1995), San Francisco-N (1996-98), Cleveland-A (1998-99), Philadelphia-A (1999), Detroit-A (2000), Montreal-N (2000) **-** Struck out Tony Gwynn in 1990 debut with L.A. Waived by Baltimore following 1994 season, signed with Cleveland, pitching for Indians in 1995 and part of 1996 before being traded to San Francisco. Giants waived him in 1998, picked up by Cleveland to finish season. Pitched for Philadelphia in 1999, and played with Detroit and Montreal in 2000. Allowed a David Justice home run in game 6 of 1995 the World Series with the Indians.

Del Pratt
St. Louis-A (1912-17), New York-A (1918-20), Boston-A (1921-22), Detroit-A (1923-24) **-** Second baseman who batted .292 with 966 RBI in 13 major league seasons. Hit .302 in his rookie year and finished his career with five consecutive .300 seasons, including a career-best .324 with Boston in 1921. Never played in fewer than 101 games in any season.

Bobby Reeves
Washington-A (1926-28), Boston-A (1929-31) **-** Batted .252 in 502 games, career-high 66 runs scored in 1929. Pitched in one game in 1931.

Brad Rigby
Oakland-A (1997-99), Kansas City-A (1999-2000), Montreal-N (2000) **-** Called up from Edmonton to make his major league debut June 28 vs. Texas, posting a 1-7 record and a 4.87 ERA. Traded to Kansas City mid-season 1999, went 4-6 overall. Traded to Montreal mid-season 2000, and appeared in 10 games overall.

Bill Strickland
St. Louis-A (1937) **-** Pitched in nine games (21 1/3 innings) with no record and a 5.91 ERA.

Mark Teixeira
Texas-A (2003-07), Atlanta-N (2007-08), Los Angeles-A (2008), New York-A (2009-2015) **-** Made Major League debut in 2003, and finished fourth in the AL Rookie of the Year voting. Won Silver Slugger award as American League's top offensive first baseman in 2004 and 2005. Earned American League Golden Glove award as top defensive first baseman in 2005 and 2006. Named to 2005 AL All-Star team. Set MLB record for most RBI by a switch-hitter (144) in 2005. Traded to Atlanta halfway through the 2007 season; hit .317 with 17 HR, 56 RBI in 54 games with the Braves. Played in 103 games in Atlanta before being traded to the Los Angeles Angels of Anaheim in 2008. Hit .358 with 13 home runs in 54 games in L.A. Traded to the Yankees in December of 2008. Hit .292 with 39 home runs and 122 RBI for the 2009 World Series Champions. Named AL All-Star and Silver Slugger award winner in 2009. Hit 39 homers (third in AL) and drove in 111 runs (fourth in AL) in 2011. Played in 123 games with 24 homers and 84 RBI in 2012 and won his fifth career Gold Glove. Battled from an injury-plagued 2013 to play 123 games for the Yankees in 2014 with 22 homers and 62 RBI. Made just his third all-star appearance in 2015 hitting 31 home runs and slugging .548 in 111 games.

Bob Tillman
Boston-A (1962-67), New York-A (1967), Atlanta-N (1968-70) **-** Batted .232 in nine big-league seasons, with season-high .278 in 1964 as a catcher for the Red Sox. Was a member of the Atlanta Braves 1969 NL West champions.

Cory Vance
Colorado-N (2002-03) **-** September call up in 2002 and pitched in two games, including one start. Made nine appearances in 2003.

Jason Varitek
Boston-A (1997-10) **-** Traded from Seattle to Boston in 1997, was a September call-up. Made the club full-time in 1998, became the No. 1 catcher in 1999, hitting .269 with 20 HR. Hit .273 with 25 HR in 2003 and was an AL All-Star. Led Boston to the World Series title in 2004. Named Red Sox team captain in 2005. Named to AL All-Star team and earned the Silver Slugger award in 2005. Helped Boston to the 2007 World Series title. Named an AL All-Star in 2008. Played 68 games for Boston in 2011 and hit .221.

Frank Waddey
St. Louis-A (1931) **-** Batted .273 in 14 games in his only season.

Matt Wieters
Baltimore-A (2009-2014) **-** Made his MLB debut for the Orioles on May 29, 2009 against the Detroit Tigers. Hit .288 with 15 doubles, nine home runs and 43 RBI while starting 96 games behind the plate. Played first full year with Orioles in 2010, batting .249 with 11 homers and 55 RBI in 130 games. Had a breakout third season as Baltimore's starting catcher, winning a Fielding Bible Award and a Gold Glove as the best defensive catcher in MLB, and American League, respectively. Hit .262 with 22 homers in 139 games in 2012. Was a repeat Gold Glove winner and All-Star in 2012 after hitting .249 with 23 homers. Earned his third career All-Star nod in 2014, but had his season cut short by injury. Played just 26 games in 2014 and hit .308 with five homers and 18 RBI. Returned to the field in June 2015 after injury and hit .267 with 25 RBI in 75 games.

Kris Wilson
Kansas City-A (2000-03), New York-A (2006) **-** Late season call-up in 2000, posted a 4.19 ERA in 34.1 innings. Made 29 appearances in 2003. Called up by New York in 2006 and made five appearances.

Blake Wood
Kansas City-A (2010-11), Cleveland-A (2013-14) **-** Made debut with the Royals on May 12, 2010. Posted a 5.07 ERA, and a 1-3 record in 51 relief appearances (49.2 IP). Went 5-3 for the Royals with a 3.75 ERA in 55 relief appearances. Has made nine appearances for Cleveland in 2013 and 2014.

Whit Wyatt
Detroit-A (1929-33), Chicago-A (1933-36), Cleveland-A (1937), Brooklyn-N (1939-44), Philadelphia-N (1945) **-** Won 106 games, including 17 shutouts, and lost 95 in 16-year career. In 1941, he tied for league lead in wins (22) and shutouts (7) as the Dodgers won the pennant. Pitched two complete games and earned the team's only victory in '41 World Series against the New York Yankees.

YELLOW JACKETS IN THE PROS

Player, Pos. — Year Signed

Jimmy Adams, OF 1965
Chicago Cubs
Lane Akers, SS 1957
Kansas City Athletics
Jon Anderson, C 1990
California Angels
Tom Angley, C 1929
Chicago Cubs
Luke Bard, P 2012
Minnesota Twins
Tucker Barr, C 1996
Houston Astros
Red Barron, OF 1929
Boston Braves
Jason Basil, C-OF 2001
Oakland Athletics
Jerry Bass, P 1977
Los Angeles Dodgers
Mike Bell, 1B 1990
Atlanta Braves
Brett Binkley, P 1993
Los Angeles Dodgers, Atlanta Braves
Charlie Bishop, P 1952
Philadelphia Athletics
Charlie Blackmon, OF 2008
Colorado Rockies
Bud Blemker, P 1959
Kansas City Athletics
Brandon Boggs, OF 2004
Texas Rangers, Milwaukee Brewers
Frank Bolick, 3B 1987
Milwaukee Brewers, Seattle Mariners, Montreal Expos, Pittsburgh Pirates, Colorado Rockies, Anaheim Angels, Chiba Lotte Marines
Brannon Bonifay, 3B 1971
Atlanta Braves
Cam Bonifay, 1B 1974
St. Louis Cardinals
Kenny Bonifay, 1B-OF 1991
Pittsburgh Pirates
Jed Bradley, LHP 2011
Milwaukee Brewers
Darren Bragg, OF 1991
Seattle Mariners, Boston Red Sox, St. Louis Cardinals, Colorado Rockies, New York Mets, New York Yankees, Atlanta Braves, San Diego Padres, Cincinnati Reds
Kevin Brown, P 1986
Texas Rangers, Baltimore Orioles, Miami Marlins, San Diego Padres, Los Angeles Dodgers New York Yankees
Andy Bruce, 3B 1991
St. Louis Cardinals
Corlis Buchanan 1910
Atlanta Crackers
Brian Burks, P 2004
San Diego Padres
Chase Burnett, OF 2010
Cleveland Indians
Eddie Burns, P 2008
Cleveland Indians
Brad Busbin, P 2002
Philadelphia Phillies
Scott Byers, 1B 1996
California Angels

Player, Pos. — Year Signed

Anthony Byrd, OF 1992
Minnesota Twins
Marlon Byrd, OF 1999
Philadelphia Phillies, Washington Nationals, Texas Rangers, Chicago Cubs, Boston Red Sox, New York Mets, Pittsburgh Pirates, Cincinnati Reds, San Francisco Giants
Pete Caldwell, 3B 1966
Atlanta Braves
Bill Calhoun, 1B 1912
Macon Peaches, Boston Braves
Kevin Cameron, P 2001
Minnesota Twins, San Diego Padres Oakland Athletics
Lew Carpenter, P 1943
Washington Senators
Randy Carroll, 2B 1966
Cleveland Indians
Bruce Chen, P 1993
Atlanta Braves, Philadelphia Phillies, New York Mets, Montreal Expos, Cincinnati Reds, Houston Astros, Boston Red Sox, Baltimore Orioles, Toronto Blue Jays, Texas Rangers, Kansas City Royals, Cleveland Indians
Sam Clay, P 2014
Minnesota Twins
Paul Cobb, OF-1B 1906
St. Louis Browns
Brent Colson, P 1992
Los Angeles Dodgers
Wally Crancer, OF 2007
Baltimore Orioles
Doug Creek, P 1991
St. Louis Cardinals, San Francisco Giants, Chicago Cubs, Tampa Bay Rays, Seattle Mariners, Toronto Blue Jays, St. Louis Cardinals, Detroit Tigers
Jordan Crews, P 2005
Chicago Cubs
Butch Crook, P 1966
Houston Astros
Chuck Crowder, P 1999
Colorado Rockies
Ed Crowley, 3B 1928
Washington Senators
Brandon Cumpton, P 2010
Pittsburgh Pirates
Jake Davies, 1B 2012
Boston Red Sox
Derek Dietrich, SS 2010
Tampa Bay Rays, Miami Marlins
Claud Derrick, INF 1910
Philadelphia Athletics, New York Giants, Cincinnati Reds, Chicago Cubs
Bobby Dews, SS 1960
St. Louis Cardinals
Stephen Donaghey, P 1999
Cleveland Indians
Sam Dove, IF 2013
Philadelphia Phillies
Sam Drake, P 1989
Milwaukee Brewers
David Duncan, P 2008
Houston Astros

Player, Pos. — Year Signed

Geoff Duncan, P 1996
Miami Marlins
Todd Dunn, OF 1989
Milwaukee Brewers
David Elder, P 1997
Texas Rangers, Cleveland Indians, Atlanta Braves, New York Yankees, Kansas City Royals
Larry Elliott, SS 1972
Detroit Tigers
Scott Erwin, P 1989
Oakland Athletics
Jacob Esch, OF 2011
Miami Marlins
Zane Evans, C 2013
Kansas City Royals
Buck Farmer, P 2013
Detroit Tigers
Mark Fischer, OF 1997
Boston Red Sox
Michael Fisher, SS 2007
Atlanta Braves, New York Mets
Carlton Fleming, 2B 1992
New York Yankees, St. Louis Cardinals, St. Paul Saints
Keith Fleming, P 1986
Milwaukee Brewers
Mike Fowler, OF 1987
Atlanta Braves
Nomar Garciaparra, SS-3B 1994
Boston Red Sox, Chicago Cubs, Los Angeles Dodgers, Oakland Athletics
Pete Geist, SS-P 1985
Los Angeles Dodgers, Toronto Blue Jays
John Gher, OF-P 1962
Cleveland Indians
Al Gogolin, P 1994
Oakland Athletics
Chris Goodman, P 2003
Kansas City Royals, Boston Red Sox
Steve Green, OF 1987
Los Angeles Dodgers, Detroit Tigers
Tom Green, OF 1990
Pittsburgh Pirates
Tyler Greene, SS 2005
St. Louis Cardinals, Houston Astros, Chicago White Sox, Atlanta Braves, San Diego Padres
Ty Griffin, 2B 1988
Chicago Cubs, Cincinnati Reds, St. Louis Cardinals
Matthew Grimes, P 2014
Baltimore Orioles
Garrett Groce, OF 2005
Tampa Bay Devil Rays
Tim Gustafson, P 2006
Atlanta Braves, Cincinnati Reds, Colorado Rockies, Baltimore Orioles
Kevin Guyette, P 2005
Boston Red Sox
Gary Hardie, SS 1979
New York Mets
Jim Hearn, P 1947
St. Louis Cardinals, New York Giants, Philadelphia Phillies

Player, Pos. — Year Signed

Josh Heddinger, P 2014
Detroit Tigers
Weldon Henley, P 1901
Philadelphia Athletics
Chris Hicks, P 2008
Houston Astros
Wes Hodges, IF 2006
Cleveland Indians, San Francisco Giants
Heath Honeycutt, INF 1998
Miami Marlins, Arizona Diamondbacks, Cincinnati Reds
Jay Hood, SS 1998
Anaheim Angels
John Horn, P 1985
Chicago Cubs
Mike Hostetler, P 1991
Atlanta Braves
Jared Hyatt, P 2007
Texas Rangers
Lee Hyde, P 2006
Atlanta Braves, Washington Nationals, New York Yankees, Cincinnati Reds
Mott Hyde, IF 2014
Houston Astros
Riccardo Ingram, OF 1988
Detroit Tigers, Minnesota Twins
Jim Ison 1910
Richmond
Dusty Isaacs, P 2014
Toronto Blue Jays
Kevin Jacob, RHP 2011
St. Louis Cardinals, Baltimore Orioles
Michael Jerzembeck, P 1992
New York Yankees, Minnesota Twins
Reggie Johnson, UT 1992
Los Angeles Dodgers
Dick Jones, P 1926
Washington Senators
Scott Jordan, OF 1985
Cleveland Indians, Houston Astros
Steve Kelly, P 2001
Cincinnati Reds, Somerset Patriots
Jeff Kindel, OF 2006
Colorado Rockies
Bert Kizer, 1B 1977
New York Mets
Andrew Kown, P 2004
Detroit Tigers, Washington Nationals, San Francisco Giants
Dan Kyslinger, P 1992
Miami Marlins
Tim Ladd, P 2007
Atlanta Braves
Ed LaFitte, P 1907
Detroit Tigers
J.A. Lafitte, C 1909
Macon Peaches
Adam Leggett, 2B 1997
Anaheim Angels
Cole Leonida, C 2010
Washington Nationals
Richard Lewis, 2B 2001
Atlanta Braves, Chicago Cubs, Kansas City Royals

YELLOW JACKETS IN THE PROS

Player, Pos. — Year Signed

Rick Lockwood, 3B 1983
Baltimore Orioles, New York Mets, Toronto Blue Jays, St. Louis Cardinals, Chicago Cubs

Matt Lorenzo, P 2003
Texas Rangers, Atlanta Braves, Pittsburgh Pirates

Russ Lyon, C 1944
Cleveland Indians

Marty Marion, SS 1940
St. Louis Cardinals, St. Louis Browns

Erskine Mayer, P 1912
Philadelphia Phillies

Sam Mayer, OF 1915
Washington Nationals

Walt McConnell, 3B. 1985
Los Angeles Dodgers

Terry McCormick, P 1998
Tampa Bay Devil Rays

Deck McGuire, P 2010
Toronto Blue Jays, Oakland Athletics, Los Angeles Dodgers

Tommy McMillan, SS 1906
Baton Rouge, Brooklyn Dodgers

Eric McQueen, C 1999
Colorado Rockies

Victor Menocal, P 2002
Philadelphia Phillies

Andy Mitchell, P 2001
Baltimore Orioles

Jeff Mons, C 1987
Los Angeles Dodgers

Chris Morgan, OF 1984
Detroit Tigers

A.J. Murray, C 2015
Minnesota Twins

Luke Murton, OF 2009
New York Yankees

Matt Murton, OF 2003
Boston Red Sox, Chicago Cubs, Oakland Athletics, Colorado Rockies Hanshin Tigers (Japan)

Jason Neighborgall, P. 2005
Arizona Diamondbacks

David Newhan, 1B-OF. 1993
Oakland Athletics, San Diego Padres, Philadelphia Phillies, Colorado Rockies, Texas Rangers, Baltimore Orioles, New York Mets, Houston Astros

Gary Newsom, 2B 1982
Los Angeles Dodgers, Atlanta Braves

Thomas Nichols, 3B/C 2010
Los Angeles Angels

Mike Nickeas, C 2004
Texas Rangers, New York Mets, Toronto Blue Jays

Micah Owings, P 2005
Arizona Diamondbacks, Cincinnati Reds, San Diego Padres, Milwaukee Brewers, Miami Marlins

Daniel Palka, OF 2013
Arizona Diamondbacks, Minnesota Twins

Joe Palmisano, C 1925
Philadelphia Athletics

Billy Parham, P 1988
Los Angeles Dodgers

Player, Pos. — Year Signed

Tyler Parker, C. 2002
St. Louis Cardinals

Rhett Parrott, P 2001
St. Louis Cardinals

Eric Patterson, 2B 2004
Chicago Cubs, Oakland Athletics, Boston Red Sox, San Diego Padres, Detroit Tigers, Milwaukee Brewers

Danny Payne, OF. 2007
San Diego Padres

Jay Payton, OF 1994
New York Mets, Colorado Rockies, San Diego Padres, Boston Red Sox Oakland Athletics, Baltimore Orioles

Jason Perry, OF 2002
Toronto Blue Jays, Oakland Athletics Detroit Tigers, Atlanta Braves, Tampa Bay Rays

Marc Pisciotta, P. 1991
Pittsburgh Pirates, Chicago Cubs Atlanta Braves, Cleveland Indians

Tony Plagman, 1B 2010
Detroit Tigers

Jim Poole, P 1988
Los Angeles Dodgers, Texas Rangers, Baltimore Orioles, Cleveland Indians, San Francisco Giants, Philadelphia Phillies, Detroit Tigers, Montreal Expos

Mark Pope, P. 2011
San Diego Padres, Atlanta Braves, Los Angeles Dodgers

Scott Prather, P 1998
St. Louis Cardinals

Del Pratt, 2B 1912
St. Louis Browns, New York Yankees, Boston Red Sox, Detroit Tigers

Bryan Prince, C 2001
Cincinnati Reds

H.F. Reagin, C 1974
Atlanta Braves

Bobby Reeves, P 1926
Washington Senators, Boston Red Sox

Clifton Remole, OF-1B 2004
Anaheim/Los Angeles Angels

Brad Rigby, P. 1994
Oakland Athletics, Kansas City Royals, Montreal Expos, Houston Astros

Ryan Ritter, 2B 1995
Milwaukee Brewers

Whit Robbins, IF 2006
Minnesota Twins

Andrew Robinson, P 2010
Houston Astros, Atlanta Braves, Baltimore Orioles, Washington Nationals

Ronnie Robinson, P. 2003
San Diego Padres

Stu Rogers, P 1984
Texas Rangers

Jeff Rowland, OF. 2010
Detroit Tigers

Brad Rulon 2008
New York Yankees

Wes Rynders, P 2004
Washington Wild Things

Brian Sager, P 2001
Chicago White Sox, Arizona Diamondbacks

Player, Pos. — Year Signed

Matt Saier, P 1995
Kansas City Royals

Kyle Schmidt, P. 2005
Baltimore Orioles

Todd Shiver, P 1987
Milwaukee Brewers

Matt Skole, IF 2011
Washington Nationals

Jeremy Slayden, OF 2005
Philadelphia Phillies

Michael Sorrow, INF 1996
San Francisco Giants

Mike Sorrow, P 1972
New York Yankees

Daniel Spingola, OF. 2015
Chicago Cubs

John Stewart, P. 1986
Atlanta Braves

Brad Stockton, OF. 2001
Texas Rangers

Bill Strickland, P 1937
St. Louis Browns

Mark Teixeira, 3B 2001
Texas Rangers, Atlanta Braves, Los Angeles Angels, New York Yankees

Rich Thieme, P 1997
Atlanta Braves

Brandon Thomas, OF 2013
New York Yankees

J.J. Thomas, 1B. 1997
Houston Astros

Tommy Thompson, 1B 1981
Kansas City Royals

Bob Tillman, C. 1962
Boston Red Sox, Atlanta Braves

Ted Tomasovich, OF 1968
Cincinnati Reds

Mike Trapani, 2B 2006
Detroit Tigers

Ryan Turner, P 2007
Texas Rangers

Cory Vance, P 2000
Colorado Rockies, Texas Rangers

Jason Varitek, C 1995
Seattle Mariners, Boston Red Sox

Zach Von Tersch, P 2009
New York Mets

Frank Waddey, OF. 1931
St. Louis Browns

Nick Wagner, P 2004
Tampa Bay Rays

Aaron Walker, P. 2004
Tampa Bay Rays

Jeff Watchko, P. 2003
Colorado Rockies

K.G. White, OF 1988
Los Angeles Dodgers

Matt Wieters, C 2007
Baltimore Orioles

Kris Wilson, P 1997
Kansas City Royals, Boston Red Sox, New York Yankees

Michael Wolff, OF 1992
California Angels, Oakland Athletics

Blake Wood, P 2006
Kansas City Royals, Cleveland Indians

Sam Woodward. 1906
Baton Rouge

Player, Pos. — Year Signed

Kyle Wren, OF 2013
Atlanta Braves, Milwaukee Brewers

Jase Wrigley, P 1998
Colorado Rockies

Whit Wyatt, P. 1929
Detroit Tigers, Chicago White Sox, Cleveland Indians, Brooklyn Dodgers, Philadelphia Athletics

L.J. Yankosky, P 1998
Atlanta Braves

Simon Young, P 1999
Cleveland Indians

NOTE: Originally signed with first organization listed; Information current as of 2015 baseball season

THE MLB DRAFT

DRAFT PICK BREAKDOWNS

Players drafted while at Georgia Tech 160
Draft selections in Georgia Tech history . . 189
HS draftees that attended Georgia Tech . . . 78

First Round Selections 10

Kevin Brown	1986	7th
Ty Griffin	1988	4th
Jason Varitek	1993#	21st
Jason Varitek	1994	14th
Nomar Garciaparra	1994	12th
Mark Teixeira	2001	5th
Tyler Greene	2005	30th
Matt Wieters	2007	5th
Deck McGuire	2010	11th
Jed Bradley	2011	15th

Supplemental First Round 6

Jay Payton	1994	29th
Mark Fischer	1997	35th
Richard Lewis	2001	40th
Matt Murton	2003	32nd
Danny Payne	2007	64th
Luke Bard	2012	42nd

Second Round Selections. 6

Butch Crook	1966
Ted Tomasovich	1969
Brad Rigby	1994
Wes Hodges	2006
Charlie Blackmon	2008
Derek Dietrich	2010

Rounds 3-5 31
Rounds 6-10 29
Rounds 11-20 53
Rounds 21-70 54

UNDER DANNY HALL (SINCE 1994)

Players drafted while at Georgia Tech. . . . 109
Total draft selections 127
HS draftees that attended Georgia Tech . . . 52

First Round Selections 7

Jason Varitek	1994	14th
Nomar Garciaparra	1994	12th
Mark Teixeira	2001	5th
Tyler Greene	2005	30th
Matt Wieters	2007	5th
Deck McGuire	2010	11th
Jed Bradley	2011	15th

Supplemental First Round 6

Jay Payton	1994	29th
Mark Fischer	1997	35th
Richard Lewis	2001	40th
Matt Murton	2003	32nd
Danny Payne	2007	64th
Luke Bard	2012	42nd

Second Round Selections. 4

Brad Rigby	1994
Wes Hodges	2006
Charlie Blackmon	2008
Derek Dietrich	2010

Top Five Rounds 38
Top 10 Rounds 55

TECH PLAYERS IN THE DRAFT

Player	Year	Organization	Round
Jon Anderson, c	1988	+ California Angels	44
	1989	# California Angels	48
Kyle Bakker, lhp	2000	+ Philadelphia Phillies	37
	2003	Atlanta Braves	20
Luke Bard, rhp	2009	+ Boston Red Sox	16
	2012	Minnesota Twins	*1
Tucker Barr, c	1993	+ Oakland Athletics	3
	1996	Houston Astros	5
Jason Basil, c	1997	+ Cleveland Indians	32
	2001	Oakland Athletics	15
Jerry Bass, rhp	1977	Los Angeles Dodgers	14
Brett Binkley, lhp	1993	Los Angeles Dodgers	14
Charlie Blackmon, of	2004	++ Florida Marlins	28
	2005	+ Boston Red Sox	20
	2008	Colorado Rockies	2
Steven Blackwood, of	2005	# St. Louis Cardinals	26
W.J. Blane, 1b	1967	Baltimore Orioles	36
Brandon Boggs, of	2001	+ New York Yankees	50
	2004	Texas Rangers	4
Frank Bolick, 3b	1985	+ Montreal Expos	23
	1987	Milwaukee Brewers	9
Kenny Bonifay, 1b	1991	Pittsburgh Pirates	49
Jed Bradley, lhp	2011	Milwaukee Brewers	1
Darren Bragg, of	1991	Seattle Mariners	22
Kevin Brown, rhp	1986	Texas Rangers	1
Andy Bruce, 3b	1990	# Oakland Athletics	8
	1991	St. Louis Cardinals	4
Brian Burks, rhp	2004	San Diego Padres	25
Eddie Burns, lhp	2007	# Atlanta Braves	16
	2008	Cleveland Indians	39
Chase Burnette, of	2010	Cleveland Indians	18
Scott Byers, 1b	1996	California Angels	21
Anthony Byrd, of	1992	Minnesota Twins	11
Kevin Cameron, rhp	1998	+ Chicago White Sox	42
	2001	Minnesota Twins	13
Randy Carroll, 2b	1965	Chicago White Sox	18
	1966	Cleveland Indians	6
Sam Clay, lhp	2014	Minnesota Twins	4
Brent Colson, lhp	1992	Los Angeles Dodgers	11
Wally Crancer, of	2007	Baltimore Orioles	12
Doug Creek, lhp	1990	# California Angels	5
	1991	St. Louis Cardinals	7
Butch Crook, lhp	1966	Houston Astros	2
Chuck Crowder, lhp	1995	+ Detroit Tigers	3
	1998	# Pittsburgh Pirates	8
	1999	Colorado Rockies	4
Brandon Cumpton, rhp	2010	Pittsburgh Pirates	9
Jake Davies, 1b	2012	Boston Red Sox	21
John Davis, rhp	1990	San Francisco Giants	19
Derek Dietrich, ss	2007	+ Houston Astros	3
	2010	Tampa Bay Rays	2
Jeff Distasio, 1b	1986	San Francisco Giants	32
Sam Dove, 3b	2013	Philadelphia Phillies	14
Sam Drake, rhp	1986	+ Detroit Tigers	25
	1989	Milwaukee Brewers	24
David Duncan, lhp	2005	+ Minnesota Twins	14
	2007	# Washington Nationals	23
	2008	Houston Astros	5
Geoff Duncan, rhp	1996	Florida Marlins	69
Marty Durkin, 2b	1987	+ Milwaukee Brewers	40
	1989	Cleveland Indians	38
David Elder, rhp	1997	Texas Rangers	4
Scott Erwin, rhp	1988	# Los Angeles Dodgers	8
	1989	Oakland Athletics	5
Jacob Esch, rhp/ss	2011	Florida Marlins	11
Zane Evans, c	2013	Kansas City Royals	4
Buck Farmer, rhp	2009	+ Atlanta Braves	46
	2012	# Milwaukee Brewers	15
	2013	Detroit Tigers	5
Mark Fischer, of	1997	Boston Red Sox	*1
Michael Fisher, ss	2007	Atlanta Braves	6
Carlton Fleming, 2b	1992	New York Yankees	7
Keith Fleming, rhp	1986	Milwaukee Brewers	9
Nomar Garciaparra, ss	1991	+ Milwaukee Brewers	5
	1994	Boston Red Sox	1
Pete Geist, of	1985	Los Angeles Dodgers	3
Al Gogolin, rhp	1994	Oakland Athletics	13
Chris Goodman, rhp	2002	# Florida Marlins	16
	2003	Kansas City Royals	5
John Goodman, rhp	2006	# St. Louis Cardinals	45
Steve Green, of	1987	Los Angeles Dodgers	18
Tom Green, of	1990	Pittsburgh Pirates	30
Tyler Greene, ss	2002	+ Atlanta Braves	2
	2005	St. Louis Cardinals	1
Ty Griffin, 2b	1985	Baltimore Orioles	12
	1988	Chicago Cubs	1
Matthew Grimes, rhp	2010	+ Chiacgo White Sox	4
	2013	# Philadelphia Phillies	31
	2014	Baltimore Orioles	18
Tim Gustafson, rhp	2006	Atlanta Braves	9
Buck Hall, lhp	1991	+ Los Angeles Dodgers	32
	1994	Texas Rangers	38
Jason Haniger, c	2008	# Pittsburgh Pirates	19
Gary Hardie, ss	1976	+ Cleveland Indians	7
	1979	New York Mets	5
Robb Hardy, p	1997	Boston Red Sox	32
Andy Hawranick, c	2005	# Chicago Cubs	48
Josh Heddinger, rhp	2014	Detroit Tigers	14
Chris Hicks, rhp	2005	+ Texas Rangers	35
	2008	Houston Astros	14
Wes Hodges, 3b	2003	+ Chicago White Sox	13
	2006	Cleveland Indians	2
Heath Honeycutt, 3b	1998	Florida Marlins	4
Jay Hood, ss	1995	+ Minnesota Twins	4
	1998	Anaheim Angels	6
John Horn, lhp	1985	Chicago Cubs	28
Mike Hostetler, rhp	1988	+ Atlanta Braves	14
	1991	Atlanta Braves	21
Brian Howard, ss	1981	Seattle Mariners	6
Jared Hyatt, rhp	2007	Texas Rangers	33
Lee Hyde, lhp	2006	Atlanta Braves	4
Mott Hyde, ss	2010	+ Toronto Blue Jays	44
	2014	Houston Astros	26
Riccardo Ingram, of	1987	Detroit Tigers	4
Dusty Isaacs, rhp	2010	+ Pittsburgh Pirates	50
	2014	Toronto Blue Jays	18
Kevin Jacob, rhp	2010	# New York Yankees	18
	2011	St. Louis Cardinals	31
Reggie Johnson, 3b	1992	Los Angeles Dodgers	14
Scott Jordan, of	1984	# Boston Red Sox	16
	1985	Cleveland Indians	4
Steve Kelly, rhp	1998	+ Chicago White Sox	5
	2001	Cincinnati Reds	4
Roger Kinard, lhp	1987	Atlanta Braves	43
Jeff Kindel, of	2006	Colorado Rockies	14
Bert Kizer, 1b	1977	New York Mets	14
Andrew Kown, rhp	2004	Detroit Tigers	5
Tim Ladd, lhp	2007	Atlanta Braves	9
Adam Leggett, 2b	1997	Anaheim Angels	14
Cole Leonida, C	2010	Washington Nationals	6
Richard Lewis, 2b	2001	Atlanta Braves	*1
Rick Lockwood, 3b	1982	# Baltimore Orioles	7
	1983	Baltimore Orioles	4
Anthony Maisano, 1b	1990	Seattle Mariners	43
Walt McConnell, 3b	1985	Los Angeles Dodgers	6
Deck McGuire, rhp	2010	Toronto Blue Jays	1
Eric McQueen, c	1995	+ New York Mets	14
	1999	Colorado Rockies	14
Victor Menocal, ss	1998	+ Atlanta Braves	6
	2002	Philadelphia Phillies	15
Brandon Miller, c	2008	+ Boston Red Sox	33
Chris Morgan, of	1983	# Kansas City Royals	34
	1984	Detroit Tigers	11
A.J. Murray, c	2011	+ Houston Astros	48
	2015	Minnesota Twins	14
Luke Murton, 1b	2007	# New York Yankees	40
	2008	Arizona Diamondbacks	33
	2009	New York Yankees	19
Matt Murton, of	2003	Boston Red Sox	*1
Jason Neighborgall, rhp	2002	+ Boston Red Sox	7
	2005	Arizona Diamondbacks	3
Gary Newsom, 2b	1982	Los Angeles Dodgers	14
Thomas Nichols, 3b	2010	Los Angeles Angels	16
Mike Nickeas, c	2004	Texas Rangers	5
Micah Owings, rhp	2002	+ Colorado Rockies	2
	2004	# Chicago Cubs	19
Daniel Palka, 1b	2010	+ Philadelphia Phillies	19
	2013	Arizona Diamondbacks	3
Tyler Parker, c	1999	+ New York Mets	6
	2002	St. Louis Cardinals	8
Rhett Parrott, rhp	1998	+ Milwaukee Brewers	4
	2001	St. Louis Cardinals	9
Eric Patterson, 2b	2001	+ Colorado Rockies	23
	2004	Chicago Cubs	8
Danny Payne, of	2007	San Diego Padres	*1
Jay Payton, of	1994	New York Mets	*1
Jason Perry, of	2002	Toronto Blue Jays	6

HISTORY

THE MLB DRAFT

Player	Year		Organization	Round
Philip Perry, rhp	1999	+	New York Mets	41
	2002	#	St. Louis Cardinals	48
Marc Pisciotta, rhp	1991		Pittsburgh Pirates	19
Tony Plagman, 1b	2009	#	New York Yankees	46
	2010		Detroit Tigers	9
Jim Poole, lhp	1987	#	Los Angeles Dodgers	34
	1988		Los Angeles Dodgers	9
Mark Pope, rhp	2008	+	Atlanta Braves	17
	2011		San Diego Padres	5
Scott Prather, lhp	1995	+	California Angels	29
	1998		St. Louis Cardinals	16
Bryan Prince, c	2001		Cincinnati Reds	10
Clifton Remole, 1b	2004		Anaheim Angels	11
Brad Rigby, rhp	1991	+	New York Yankees	17
	1994		Oakland Athletics	2
Ryan Ritter, 2b	1992	+	Cleveland Indians	10
	1995		Milwaukee Brewers	8
Whit Robbins, if	2006		Minnesota Twins	4
Andrew Robinson, rhp	2010		Houston Astros	12
Stu Rogers, lhp	1983		Texas Rangers	32
Jeff Rowland, of	2009	#	Cleveland Indians	21
	2010		Detroit Tigers	19
Brad Rulon, rhp	2008		New York Yankees	34
Brian Sager, rhp	1998	+	Arizona Diamondbacks	13
	2001		Chicago White Sox	13
Matt Saier, rhp	1995		Kansas City Royals	15
Mike Schisler, rhp	1973	#	Milwaukee Brewers	21
	1974		Atlanta Braves	3!
Todd Shiver, rhp	1987		Milwaukee Brewers	19
Matt Skole, 3b	2011		Washington Nationals	5
Jeremy Slayden, of	2001	+	San Diego Padres	20
	2004	#	Oakland Athletics	18
	2005		Philadelphia Phillies	8
Michael Sorrow, 3b	1996		San Francisco Giants	29
Daniel Spingola, of	2014	#	Chicago Cubs	24
	2015		Chicago Cubs	31
John Stewart, lhp	1986		Atlanta Braves	24
Brad Stockton, of	2001		Texas Rangers	22
Mark Teixeira, 3b	1998	+	Boston Red Sox	9
	2001		Texas Rangers	1
Rich Thieme, lhp	1997		Atlanta Braves	17
Brandon Thomas, of	2009	+	Colorado Rockies	37
	2012	#	Pittsburgh Pirates	4
	2013		New York Yankees	8
J.J. Thomas, of	1994	+	Kansas City Royals	46
	1997		Houston Astros	15
Tommy Thompson, 1b	1981		Kansas City Royals	21
Ted Tomasovich, of	1968	#	San Diego Padres	17
	1969		Cincinnati Reds	!2
Ryan Turner, lhp	2007		Texas Rangers	45
Cory Vance, lhp	1997	+	Los Angeles Dodgers	11
	2000		Colorado Rockies	4
Jason Varitek, c	1990	+	Houston Astros	23
	1993	#	Minnesota Twins	1
	1994		Seattle Mariners	1
Zach Von Tersch, rhp	2006	+	Washington Nationals	38
	2009		New York Mets	22
Nick Wagner, rhp	2004		Tampa Bay Devil Rays	28
Aaron Walker, lhp	2004		Tampa Bay Devil Rays	30
Jeff Watchko, rhp	2002	#	Pittsburgh Pirates	18
	2003		Colorado Rockies	24
K.G. White, of	1988		Los Angeles Dodgers	39
Matt Wieters, c	2007		Baltimore Orioles	1
Kris Wilson, rhp	1994	+	New York Mets	65
	1997		Kansas City Royals	9
Joe Wise, rhp	1989	#	Chicago Cubs	37
	1990		St. Louis Cardinals	26
Michael Wolff, of	1992		California Angels	16
Blake Wood, rhp	2006		Kansas City Royals	3
Kyle Wren, of	2012	#	Cincinnati Reds	30
	2013		Atlanta Braves	8
Jase Wrigley, rhp	1998		Colorado Rockies	18
L.J. Yankosky, rhp	1993	+	Minnesota Twins	18
	1996	#	Tampa Bay Devil Rays	54
	1998		Atlanta Braves	11
Simon Young, lhp	1996	+	Florida Marlins	40
	1999		Cleveland Indians	48

DRAFTED BEFORE ATTENDING TECH

• Never and/or not yet redrafted

Player	Year		Organization	Round
Robert Aaron, rhp	1996	+	Cleveland Indians	36
Joey Bart, c	2015	+	Tampa Bay Rays	27
Brad Busbin, rhp	1998	+	Houston Astros	3
Jon Crosby, rhp	2002	+	Arizona Diamondbacks	45
Stephe Donaghey, rhp	1995	+	Kansas City Royals	13
Curtis Dupart, of	2006	+	Colorado Rockies	31
Tristin English, rhp	2015	+	Cleveland Indians	39
Brian Fleury, c	1986	+	Houston Astros	21
Mike Fowler, 3b	1985	+	Los Angeles Dodgers	8!
Matt Gonzalez, ss	2012	+	Oakland Athletics	11
Kevin Guyette, rhp	2001	+	Seattle Mariners	41
Carter Hall, ss	2015	+	Atlanta Braves	34
Jon Halverson, rhp	1988	+	Montreal Expos	58
Jon Henry Kail, of	1999	+	Boston Red Sox	6
Jonathan Hughes, rhp	2015	+	Baltimore Orioles	2
John Kohli, lhp	1985	+	Toronto Blue Jays	3!
	1985	+	Baltimore Orioles	3
Shane McGill, rhp	1993	+	Pittsburgh Pirates	6
Jeff Mons, c	1983	+	Cincinnati Reds	33
David Newhan, 2b	1992	+	Chicago Cubs	49
Cole Pitts, rhp	2011	+	Cleveland Indians	32
Kyle Schmidt, rhp	2001	+	Baltimore Orioles	29
Charles Sheffield, of	2011	+	Oakland Athletics	49
DeAndre Smelter, rhp	2010	+	Minnesota Twins	14
Jackson Webb, ss	2015	+	Atlanta Braves	37

NOTES:

* Supplemental first-round (sandwich) pick
\+ Drafted from high school/junior college but enrolled at Tech
++ Drafted from high school and enrolled in junior college before attending Georgia Tech
\# Drafted from Georgia Tech but returned
! January phase of draft

DRAFT PICKS PER YEAR

1965	1
1966	2
1967	1
1968	1
1969	1
1970	0
1971	0
1972	0
1973	1
1974	1
1975	0
1976	0
1977	2
1978	0
1979	1
1980	0
1981	2
1982	2
1983	3
1984	2
1985	6
1986	4
1987	6
1988	4
1989	5
1990	6
1991	6
1992	5
1993	2
1994	7
1995	2
1996	5
1997	7
1998	6
1999	3
2000	1
2001	9
2002	6
2003	4
2004	10
2005	5
2006	7
2007	10
2008	7
2009	4
2010	10
2011	5
2012	5
2013	7
2014	5
2015	2

ALL-AMERICANS

BUD BLEMKER, P
1957 ABCA 2nd

RANDY CARROLL, 2B
1965 ABCA 3rd

BUTCH CROOK, P
1966 Sporting News 2nd

CAM BONIFAY, 1B
1971 Sporting News . . . . . HM

TOMMY THOMPSON, 1B
1979 ABCA 2nd

SCOTT JORDAN, OF
1985 Baseball America 3rd

KEVIN BROWN, P
1986 Sporting News 1st

RICCARDO INGRAM, OF
1987 ABCA 1st
Baseball America 1st

TY GRIFFIN, 2B
1988 Sporting News 1st
ABCA 2nd
Baseball America 3rd

SCOTT ERWIN, P
1988 ABCA 3rd
Baseball America 3rd

DARREN BRAGG, OF
1990 Baseball America 3rd

ANDY BRUCE, 3B
1990 ABCA 3rd
1991 ABCA 1st
Baseball America 2nd

MIKE HOSTETLER, P
1990 ABCA 3rd

ANTHONY MAISANO, 1B
1990 ABCA 3rd

JASON VARITEK, C
1992 ABCA 1st
Baseball America 1st
Collegiate Baseball 1st
1993 ABCA 1st
Baseball America 1st
Collegiate Baseball 1st
NCBWA 1st
1994 ABCA 1st
Baseball America 1st
Collegiate Baseball 1st
NCBWA 1st

NOMAR GARCIAPARRA, SS
1993 NCBWA 1st
1994 ABCA 1st
Baseball America 1st
Collegiate Baseball 1st
NCBWA 1st

BRAG RIGBY, P
1993 ABCA 2nd
Baseball America 2nd
Collegiate Baseball 2nd
NCBWA 2nd
1994 NCBWA 1st
Baseball America 2nd

JAY PAYTON, OF
1994 ABCA 1st
Baseball America 1st
Collegiate Baseball 1st
NCBWA 1st

AL GOGOLIN, P
1994 NCBWA . . . . . HM

RYAN RITTER, OF/UT
1995 NCBWA 2nd
Collegiate Baseball 3rd
ABCA . . . . . HM

MICHAEL SORROW, 3B
1996 NCBWA 2nd

MARK FISHER, OF
1996 NCBWA 3rd
1997 Sporting News 1st
Baseball America 2nd
ABCA 2nd
NCBWA 3rd

DAVID ELDER, P
1996 NCBWA . . . . . HM

J.J THOMAS, OF
1996 NCBWA . . . . . HM

KRIS WILSON, P
1997 NCBWA 1st
Sporting News 2nd
ABCA 2nd
Baseball America 3rd
Collegiate Baseball 3rd

CHUCK CROWDER, P
1998 Sporting News 1st
NCBWA 3rd
Collegiate Baseball 3rd
1999 NCBWA 3rd

HEATH HONEYCUTT, 2B
1998 NCBWA 3rd

SCOTT PRATHER, UTL
1998 NCBWA 3rd

MARK TEIXEIRA, 3B
1999 NCBWA 2nd
2000 Baseball America 1st
Collegiate Baseball 1st
NCBWA 1st
Sporting News 1st
Baseball Weekly 1st

RICHARD LEWIS, 2B
2000 NCBWA 2nd
Sporting News 2nd
Baseball Weekly 2nd

CORY VANCE, P
2000 Baseball America 3rd

KYLE BAKKER, P
2002 Baseball America 2nd
Collegiate Baseball 3rd
NCBWA 3rd

ERIC PATTERSON, 2B
2002 Collegiate Baseball 3rd

MICAH OWINGS, P/DH
2003 Baseball America 2nd

TYLER GREENE, SS
2005 Baseball America 1st
Collegiate Baseball 1st
NCBWA 1st
USA Today 1st

MATT WIETERS, C
2006 Baseball America 1st
ABCA/Rawlings 2nd
2007 Baseball America 1st
Rivals.com 1st
NCBWA 2nd
Collegiate Baseball 3rd

DANNY PAYNE, OF
2007 Baseball America 3rd

DECK McGUIRE, P
2009 Collegiate Baseball 1st
NCBWA 1st
Baseball America 2nd
ABCA/Rawlings 3rd
2010 Collegiate Baseball 3rd

LUKE MURTON, OF
2009 ABCA/Rawlings 3rd
Baseball America 3rd
Collegiate Baseball 3rd

TONY PLAGMAN, 1B
2010 Collegiate Baseball 3rd

DEREK DIETRICH, SS
2010 Baseball America 3rd

MARK POPE, P
2011 Collegiate Baseball 2nd
Baseball America 3rd
NCBWA 3rd

JAKE DAVIES, 1B
2012 CBI . . . . . HM

ALEX CRUZ, P
2012 CBI . . . . . HM

DANIEL PALKA, OF
2013 Baseball America 1st
NCBWA 1st
ABCA/Rawlings 2nd
Collegiate Baseball 3rd

ZANE EVANS, C
2013 NCBWA 2nd
Baseball America 3rd
ABCA/Rawlings 3rd
Collegiate Baseball 3rd



*In 1986, pitcher **KEVIN BROWN** became the first Yellow Jacket to receive first-team All-America honors.*

ALL-AMERICANS

FIRST TEAM SELECTIONS

Year	Player	Organization(s)
1986	Kevin Brown, P	TSN
1987	Riccardo Ingram, OF	ABCA, BA
1988	Ty Griffin, 2B	TSN
1991	Andy Bruce, 3B	ABCA
1992	Jason Varitek, C	ABCA, BA, CB
1993	Jason Varitek, C	ABCA, BA, CB, NCBWA
	Nomar Garciaparra, SS	NCBWA
1994	Nomar Garciaparra, SS	ABCA, BA, CB, NCBWA
	Jay Payton, OF	ABCA, BA, CB, NCBWA
	Jason Varitek, C	ABCA, BA, CB, NCBWA
	Brad Rigby, P	NCBWA
1997	Mark Fischer, OF	TSN
	Kris Wilson, P	NCBWA
1998	Chuck Crowder, P	TSN
2000	Mark Teixeira, 3B	BA, CB, BW, NCBWA, TSN
2005	Tyler Greene, SS	BA, CB, NCBWA, USA
2006	Matt Wieters, C	BA
2007	Matt Wieters, C	BA, RC
2009	Deck McGuire, P	CB, NCBWA
2013	Daniel Palka, OF	BA, NCBWA

SECOND TEAM SELECTIONS

1957	Bud Blemker, P	ABCA
1966	Butch Crook, P	TSN
1979	Tommy Thompson, 1B	ABCA
1988	*Ty Griffin, 2B*	*ABCA*
1991	*Andy Bruce, 3B*	*BA*
1993	Brad Rigby, P	ABCA, BA, CB, NCBWA
1995	Ryan Ritter, OF/UT	NCBWA
1996	Michael Sorrow, 3B	NCBWA
1997	*Mark Fischer, OF*	*BA, ABCA*
	Kris Wilson, P	*ABCA, TSN*
1999	Mark Teixeira, 3B	NCBWA
2000	Richard Lewis, 2B	BW, NCBWA, TSN
2002	Kyle Bakker, P	BA
2003	Micah Owings, P-DH	BA
2006	*Matt Wieters, C*	*ABCA*
2007	*Matt Wieters, C*	*NCBWA*
2009	*Deck McGuire, P*	*BA*
2011	Mark Pope, P	CB
2013	Zane Evans, C	NCBWA

THIRD TEAM SELECTIONS

1965	Randy Carroll, 2B	ABCA
1985	Scott Jordan, OF	BA
1988	Scott Erwin	ABCA, BA
	Ty Griffin, 2B	*BA*
1990	Darren Bragg, OF	BA
	Andy Bruce, 3B	ABCA
	Mike Hostetler, P	ABCA
	Anthony Maisano, 1B-C	ABCA
1994	*Brad Rigby, P*	*BA*
1995	*Ryan Ritter, OF/UT*	*CB*
1996	Mark Fischer, OF	NCBWA
1997	*Mark Fischer, OF*	*NCBWA*
	Kris Wilson, P	*BA, CB*
1998	*Chuck Crowder, P*	*CB, NCBWA*
1999	Chuck Crowder, P	NCBWA
	Heath Honeycutt, 2B	NCBWA
	Scott Prather, UT	NCBWA
2000	Cory Vance, P	BA
2002	Eric Patterson, 2B	CB
	Kyle Bakker, P	*CB, NCBWA*
2007	Danny Payne, OF	BA
	Matt Wieters, C	*CB*
2009	*Deck McGuire, P*	*ABCA*
	Luke Murton, OF	ABCA, CB, BA
2010	Deck McGuire, P	CB
	Tony Plagman	CB
	Derek Dietrich	BA
2011	*Mark Pope, P*	*BA, NBCWA*
2013	*Daniel Palka, OF*	*CB*
	Zane Evans, C	*CB, BA*

HONORABLE MENTIONS

1971	Cam Bonifay, 1B	TSN
1994	Al Gogolin, P	NCBWA
1995	*Ryan Ritter, OF/UT*	*ABCA*
1996	David Elder, P	NCBWA
	J.J. Thomas, OF	NCBWA
2012	Jake Davies, 1B	CBI
	Alex Cruz, P	CBI

Italics = received higher honors same season

KEY:
ABCA - American Baseball Coaches Association
BA - Baseball America
BW - Baseball Weekly
CB - Collegiate Baseball (TPX Louisville Slugger)
CBI - CollegeBaseballInsider.com
NCBWA - National Collegiate Baseball Writers Assoc.
RC - Rivals.com
TSN - The Sporting News
USA - USA Today

FRESHMAN ALL-AMERICANS

Year	Player	Organization(s)
1984	Jeff Mons, C	BA
1986	Ty Griffin, 2B	BA
	Frank Bolick, 3B	BA
1987	Sam Drake, P	BA
1989	Mike Hostetler, P	BA
1990	Carlton Fleming, 2B	CB
1991	Jason Varitek, C	CB
1992	Nomar Garciaparra, SS	BA, CB
	Brad Rigby, P	BA
	Michael Smith, OF	BA
	Jay Payton, OF	BA
1993	Ryan Ritter, OF	BA, CB
1995	Kris Wilson, P	BA
1996	Chuck Crowder, P	BA
	Jay Hood, SS	BA
1998	Cory Vance, P	CB
1999	Mark Teixeira, 3B	BA, CB*
2000	Jeff Watchko, P	BA, CB
2001	Kyle Bakker, P	CB
	Matt Murton, OF	CB
2002	Eric Patterson, 2B	BA, CB
	Jeremy Slayden, OF	BA, CB
2003	Micah Owings, P-DH	BA, CB
	Tyler Greene, SS	BA, CB
2005	Matt Wieters, UT	BA, CB
2008	Derek Dietrich, SS	BA, CB
		NCBWA*, RC*
	Deck McGuire, P	CB, NCBWA
2009	Matt Skole, 3B	CB
2011	Kyle Wren, CF	CB, NCBWA, BA
	Zane Evans, C	BA
2013	Matt Gonzalez, 2B	CB
2015	Kel Johnson, OF	BA, CB, D1

KEY:
* National Freshman of the Year
BA - Baseball America
CB - Collegiate Baseball (TPX Louisville Slugger)
NCBWA - National Collegiate Baseball Writers Association
RC - Rivals.com
D1 - D1Baseball.com

HISTORY

NATIONAL HONORS

GOLDEN SPIKES AWARD

• Outstanding Amateur Player

1988 Ty Griffin, 2B . . . . . finalist
1993 Jason Varitek, C . . . . . finalist
1994 Jason Varitek, C . . . . . .winner
2000 Mark Teixeira, 3B . . . . . finalist
2007 Danny Payne, OF . . . . . .semifinalist
2007 Matt Wieters, C . . . . . .semifinalist
2009 Deck McGuire, P . . . . . .semifinalist
2010 Derek Dietrich, SS . . . . . .semifinalist
2011 Mark Pope, P . . . . . .semifinalist
2013 Zane Evans, C . . . . . .semifinalist

R.E. "BOB" SMITH AWARD

• College Player of the Year (discontinued in 2004)

1988 Ty Griffin, 2B . . . . . finalist
1990 Mike Hostetler, P . . . . . finalist
1991 Andy Bruce, 3B . . . . . .semifinalist
1993 Jason Varitek, C . . . . . .semifinalist
1994 Jason Varitek, C . . . . . .winner
Nomar Garciaparra, SS . . . . . .semifinalist
Jay Payton, OF . . . . . .semifinalist
2000 Mark Teixeira, 3B . . . . . .semifinalist

DICK HOWSER TROPHY

• College Player of the Year

1994 Jason Varitek, C . . . . . .winner
2000 Mark Teixeira, 3B . . . . . .winner
2013 Zane Evans, C . . . . . .semifinalist
Daniel Palka, OF . . . . . .semifinalist

BROOKS WALLACE AWARD

• College Player of the Year: 2004-08
• Best College Shortstop: 2009-present

2006 Matt Wieters, C . . . . . .semifinalist
2009 Derek Dietrich, SS . . . . . .semifinalist

JOHNNY BENCH AWARD

• Top Collegiate Catcher

2007 Matt Wieters, C . . . . . finalist
2013 Zane Evans, C . . . . . finalist

NATIONAL PLAYER OF THE YEAR

1994 Jason Varitek . . . . . ABCA
. . . . . .Baseball America
. . . . . NCBWA
2000 Mark Teixeira. . . . . .Baseball America
. . . . . .Sporting News

NATIONAL COACH OF THE YEAR

1997 Danny Hall . . . . . .Sporting News

NATIONAL PITCHER OF THE YEAR

2009 Deck McGuire . . . . . finalist
2013 Buck Farmer . . . . . semifinalist

NATIONAL FRESHMAN OF THE YEAR

1999 Mark Teixeira, 3B. . . . . Collegiate Baseball
2008 Derek Dietrich, SS . . . . . Rivals.com

NATIONAL FRESHMAN HITTER

2008 Derek Dietrich, SS . . . . . NCBWA

MARK TEIXEIRA *(above) and* ***JASON VARITEK*** *are the only two players in school history to win the Dick Howser Trophy, recognizing the top player in college baseball.*

ACADEMIC ALL-AMERICANS

GTE, CoSIDA, ESPN The Magazine, Capital One

The College Sports Information Directors of America (CoSIDA) annually select the ESPN The Magazine Academic All-America Teams. To be nominated, a student-athlete must be a starter or important reserve with at least a 3.20 cumulative GPA for his career. Athletes are not eligible until they have reached sophomore athletic and academic standing at his current Institution.

1979 Tommy Thompson, IF. . . . . 2nd team
1993 Nomar Garciaparra, SS . . . . . .3rd team
1994 Nomar Garciaparra, SS . . . . . .1st team
1997 L.J. Yankosky, P. . . . . .1st team
1998 L.J. Yankosky, P. . . . . .1st team
2000 Mark Teixeira, 3B. . . . . .1st team
2002 Matthew Boggs, 2B . . . . . 2nd team
2006 Steven Blackwood, OF . . . . . .3rd team
2008 Charlie Blackmon, OF . . . . . 2nd team
2009 Derek Dietrich, SS . . . . . 2nd team
2010 Derek Dietrich, SS . . . . . .3rd team
2011 Jacob Esch, SS . . . . . .3rd team
2012 Brandon Thomas, OF . . . . . 2nd team
2013 Brandon Thomas, OF . . . . . .3rd team

Tommy Thompson

Nomar Garciaparra

L.J. Yankosky

Mark Teixeira

Matthew Boggs

Steven Blackwood

Charlie Blackmon

Derek Dietrich

Jacob Esch

Brandon Thomas

HISTORY

DISTRICT/REGIONAL HONORS

ACADEMIC ALL-DISTRICT

GTE, CoSIDA, ESPN The Magazine, Capital One

1979	Tommy Thompson, IF	1st
1993	Nomar Garciaparra, SS	1st
1994	Nomar Garciaparra, SS	1st
1996	Adam Easterling, OF	1st
1997	L.J. Yankosky, P.	1st
1998	L.J. Yankosky, P.	1st
2000	Mark Teixeira, 3B.	1st
2002	Matthew Boggs, 2B	1st
2004	Steven Blackwood, OF	1st
2005	Steven Blackwood, OF	1st
2006	Steven Blackwood, OF	1st
2007	Jared Hyatt, P	1st
2008	Charlie Blackmon, OF	1st
	Brad Feltes, 3B	3rd
	Jason Haniger, C	3rd
	Zach Von Tersch, P	3rd
2009	Dereck Dietrich, SS	1st
2010	Derek Dietrich, SS	1st
	Tony Plagman, 1B	1st
2011	Jacob Esch, SS	1st
2012	Brandon Thomas, OF	1st
	Sam Dove, 3B	1st
2013	Brandon Thomas, OF	1st

HELMS HALL OF FAME

Joe Pittard, Coach 1946-61

GEORGIA SPORTS HALL OF FAME ATHLETE OF THE YEAR

1988	Ty Griffin	2B
1994	Jason Varitek	C

ATLANTA DUGOUT CLUB COLLEGE PLAYER OF THE YEAR

1971	Mike Sorrow
1976	David Middour
1991	Andy Bruce
1992	Jason Varitek
1993	Jason Varitek
1994	Jason Varitek
1996	Michael Sorrow
1997	Mark Fischer
2003	Micah Owings
2004	Andrew Kown

ABCA ALL-REGION

1984	Scott Jordan, OF	
	Pete Geist, SS	
1985	Scott Jordan, OF	
1987	Riccardo Ingram, OF	
1988	Scott Erwin, P	
	Ty Griffin, 2B	
	K.G. White, OF	
1989	Andy Bruce, 3B	1st
	Anthony Maisano, DH	2nd
1990	Andy Bruce, 3B	1st
	Anthony Maisano, DH	1st
1991	Andy Bruce, 3B	1st
	Darren Bragg, OF	2nd
1992	Jason Varitek, C	1st
	Carlton Fleming, 2B	2nd
1993	Jason Varitek, C	1st
	Brad Rigby, P	1st
	Nomar Garciaparra, SS	2nd
	Brett Binkley, P	2nd
1994	Jason Varitek, C	1st
	Nomar Garciaparra, SS	1st
	Jay Payton, OF	1st
	Brad Rigby, P	2nd
1995	Ryan Ritter, OF	1st
	Michael Sorrow, SS	1st
	Brandon Hensley, 3B	2nd
	J.J. Thomas, DH	2nd
1996	Mark Fischer, OF	1st
	J.J. Thomas, DH	1st
	Adam Leggett, 2B	2nd
1997	Mark Fischer, OF	1st
	Kris Wilson, P	1st
	Adam Leggett, 2B	2nd
1998	Chuck Crowder, P	2nd
1999	Mark Teixeira, 3B.	1st
2000	Mark Teixeira, 3B.	1st
	Richard Lewis, 2B	1st
	Bryan Prince, C	1st
	Jason Basil, OF	1st
	Cory Vance, P	1st
2001	Bryan Prince, C	1st
	Richard Lewis, SS	2nd
	Victor Menocal, 3B	2nd
2002	Kyle Bakker, P	2nd
	Jeremy Slayden, OF.	2nd
2004	Steven Blackwood, OF	1st
	Eric Patterson, 2B	1st
2005	Tyler Greene, SS	1st
	Blake Wood, P.	2nd
	Steven Blackwood, OF	2nd
	Matt Wieters, DH	2nd
2006	Matt Wieters, C	1st
	Wes Hodges, 3B	2nd
	Danny Payne, OF.	2nd
2007	Danny Payne, OF.	1st
	Matt Wieters, C	2nd
2008	Derek Dietrich, SS	2nd
2009	Deck McGuire, P	1st
	Luke Murton, OF	1st
2011	Mark Pope, P	1st
	Kyle Wren, OF	2nd
2012	Buck Farmer, P	2nd
	Brandon Thomas, OF	2nd
	Jake Davies, 1B	2nd
2013	Daniel Palka, OF	1st
	Zane Evans, C.	1st
	Buck Farmer, P	2nd

PAST/DEFUNCT AWARDS

ALL-SEC

1939	Billy Gibson	SS
1951	Chappell Rhino	2B
	Bob Lusk	3B
1953	Chappell Rhino	UT
1954	Larry Morris	RF
1955	Bobby McCauley	UT
1956	Lane Akers	SS
1957	Johnny Menger	3B
	Bud Blemker	P
	Lane Akers	UT
1959	Bud Blemker	P
	George Inman	C
	Roger Kaiser	OF
	Mike Thomas	2B
1960	Ed Chambless	P
	George Inman	C
1961	Charlie Thompson	OF
	Billy Williamson	UT*
1962	John Gher	1B
	Richard Conliff	C*
1963	Jimmy Adams	C*

**Eastern Division*

ALL-METRO CONFERENCE

1976	Jim Giuliani	OF
1977	Rich Robbins	OF
	Jerry Bass	P

ALL-DISTRICT

1950	Henry Schoening, 1B	
	Y.F. (Buddy) Thompson, P	
1965	Randy Carroll, 2B	
1968	Ted Tomasovich, OF	
1971	Larry Elliott, SS	1st
	Mike Sorrow	2nd
1975	Frank Turner, SS	
1976	Jim Giuliani, OF	
1982	Rick Lockwood, 3B	

ALL-SOUTH INDEPENDENT

1974	Cam Bonifay, 1B

ATLANTIC COAST CONFERENCE HONORS

COACH OF THE YEAR

1983 Jim Morris 38-15
1987 Jim Morris 51-14
1993 Jim Morris 47-14
1997 Danny Hall 46-15
2000 Danny Hall 50-16
2005 Danny Hall 45-19

ATHLETE OF THE YEAR

• McKelvin Award

1987 Riccardo Ingram . . . . . OF

PLAYER OF THE YEAR

1987 Riccardo Ingram . . . . . OF
1991 Andy Bruce. 3B
1993 Jason Varitek C
2000 Mark Teixeira 3B

PITCHER OF THE YEAR

2009 Deck McGuire. . . . . RHP

ROOKIE OF THE YEAR

1991 Jason Varitek C
1992 Nomar Garciaparra . . . . . SS
1999 Mark Teixeira 3B
2003 Micah Owings. P/1B
2005 Matt Wieters. C

ALL-CONFERENCE

• Selected by ACC head coaches
• Third Team selections added in 2014

1979 Tommy Thompson, 1B. 2nd
1980 Gary Newsom, 2B. 2nd
1981 Gary Newsom, 2B. 2nd
1982 Rick Lockwood, 3B 1st
Gary Newsom, 2B. 1st
1983 Rick Lockwood, 3B 1st
1984 Scott Jordan, CF. 1st
1985 Scott Jordan, CF. 1st
Walt McConnell, 3B. 1st
Pete Geist, OF. 2nd
Steve Newbern, OF 2nd
Jamie Sims, 2B 2nd
1986 Kevin Brown, P 2nd
Jeff Distasio, 1B 2nd
1987 Ty Griffin, 2B. 1st
Riccardo Ingram, OF 1st
Jim Poole, P 1st
K.G. White, OF 1st
Mike Fowler, OF 2nd
Roger Kinard, P. 2nd
Billy Parham, 1B 2nd
1988 Ty Griffin, 2B. 1st
Jim Poole, P 1st
K.G. White, OF 1st
Pat McGuire, OF 2nd
Joe Wise, P 2nd
1989 Andy Bruce, 3B. 1st
Anthony Maisano, DH 1st
Marty Durkin, OF. 2nd
Mike Hostetler, RP. 2nd
1990 Darren Bragg, OF 1st
Andy Bruce, 3B. 1st
Mike Hostetler, SP. 1st
Anthony Maisano, DH 1st
Jon Anderson, C 2nd
1991 Andy Bruce, 3B. 1st
Darren Bragg, OF 1st
Jason Varitek, C 2nd
1992 Jason Varitek, C 1st
Brian Alyea, DH. 2nd
Carlton Fleming, 2B 2nd
Michael Wolff, 1B 2nd
1993 Brett Binkley, RP 1st
Nomar Garciaparra, SS 1st
Brad Rigby, SP 1st
Jason Varitek, C 1st
Brandon Hensley, 3B. 2nd
Jay Payton, OF 2nd
1994 Nomar Garciaparra, SS 1st
Jay Payton, OF 1st
Jason Varitek, C 1st
1995 Tucker Barr, C. 1st
Brandon Hensley, 3B. 1st
Ryan Ritter, OF 1st
Matt Saier, UT. 1st
Michael Sorrow, SS. 2nd
J.J. Thomas, DH 2nd
1996 Michael Sorrow, 3B. 1st
Mark Fischer, OF. 1st
Tucker Barr, C. 2nd
Scott Byers, 1B. 2nd
Adam Leggett, 2B. 2nd
J.J. Thomas, OF 2nd
1997 J.J. Thomas, 1B 1st
Kris Wilson, P 1st
David Elder, P 2nd
Mark Fischer, OF. 2nd
1998 Chuck Crowder, P 1st
Heath Honeycutt, 3B 2nd
Jay Hood, SS 2nd
Scott Prather, UT. 2nd
Jase Wrigley, P 2nd
L.J. Yankosky, P 2nd
1999 Chuck Crowder, P 1st
Mark Teixeira, 3B 1st
Jason Basil, OF. 2nd
Eric McQueen, C. 2nd
2000 Jason Basil, OF. 1st
Richard Lewis, 2B. 1st
Bryan Prince, C. 1st
Mark Teixeira, 3B 1st
Cory Vance, P 1st
2001 Bryan Prince, C. 1st
Jason Basil, OF. 2nd
Steve Kelly, P 2nd
Richard Lewis, SS. 2nd
2002 Eric Patterson, 2B 1st
Kyle Bakker, P. 2nd
Matt Murton, OF 2nd
Tyler Parker, C 2nd
Jeff Watchko, P. 2nd
2003 Eric Patterson, 2B 1st
Micah Owings, UT. 1st
Kyle Bakker, P. 2nd
Matt Murton, OF 2nd
2004 Brandon Boggs, OF. 1st
Eric Patterson, 2B 1st
Micah Owings, UT. 1st
Steven Blackwood, OF. 2nd
Andrew Kown, P 2nd
Clifton Remole, OF 2nd
2005 Steven Blackwood, OF. 1st
Tyler Greene, SS 1st
Wes Hodges, 3B 1st
Matt Wieters, UT. 1st
Jeff Kindel, OF 2nd
Jeremy Slayden, OF 2nd
Mike Trapani, 2B. 2nd
Blake Wood, P 2nd
2006 Danny Payne, OF 1st
Wes Hodges, 3B 2nd
Matt Wieters, C. 2nd
Jeff Kindel, OF 2nd
2007 Danny Payne, OF 1st
Matt Wieters, C. 1st
2008 Charlie Blackmon, OF 2nd
Derek Dietrich, SS. 2nd
David Duncan, SP 2nd
Brad Feltes, 3B. 2nd
2009 Deck McGuire, P. 1st
Luke Murton, OF. 1st
Jeff Rowland, OF. 1st
Derek Deitrich, SS. 2nd
Tony Plagman, 1B. 2nd
2010 Matt Skole, 3B 1st
Tony Plagman, 1B. 1st
Derek Dietrich. SS. 1st
Deck McGuire, P. 1st
Thomas Nichols, DH 2nd
Jed Bradley, P. 2nd
2011 Mark Pope, P 1st
Kyle Wren, OF. 1st
Jake Davies, 1B 2nd
Matt Skole, 3B 2nd
Jed Bradley, P. 2nd
Buck Farmer, P 2nd
2012 Buck Farmer, P 1st
Brandon Thomas, OF. 1st
Jake Davies, 1B 2nd
Daniel Palka, OF 2nd
2013 Buck Farmer, P 1st
Zane Evans, C. 1st
Daniel Palka, OF 1st
Kyle Wren, OF. 2nd
2014 Matt Gonzalez, OF. 2nd
Thomas Smith, 1B 2nd
Daniel Spinglola, OF 2nd
Mott Hyde, 2B. 3rd
2015 Matt Gonzalez, 3B. 2nd
Brandon Gold, P 3rd
A.J. Murray, DH. 3rd

ALL-FRESHMAN

• Established in 2015

2015 Kel Johnson . . . . . OF

HISTORY

ATLANTIC COAST CONFERENCE HONORS

ALL-ACC ACADEMIC

In 2006, the ACC began honoring student-athletes that excelled both on the diamond and in the classroom (must be a starter or key reserve and have achieving a 3.0+ GPA for the academic year as well as during his entire academic career

2006 Steven Blackwood, Tim Gustafson, Lee Hyde, Brad Rulon, Ryan Turner
2007 Brad Feltes, Michael Fisher, Jared Hyatt, Tony Plagman
2008 Charlie Blackmon, Brad Feltes, Jason Haniger, Tony Plagman
2009 Derek Dietrich, Jason Haniger, Chris House, Tony Plagman, Jeff Rowland, Zach Von Tersch
2010 Jay Dantzler, Derek Dietrich, Jacob Esch, Cole Leonida, Tony Plagman
2011 Luke Bard, Jed Bradley, Sam Dove, Jacob Esch, Zane Evans, Brandon Thomas
2012 Luke Bard, Zane Evans, Brandon Thomas
2013 Sam Dove, Jonathan King, Brandon Thomas
2014 Ben Parr, Daniel Spingola, Devin Stanton
2015 Kel Johnson, Jonathan King, Daniel Spingola

ACC HONOR ROLL

The ACC recognizes any student-athletes who achieve a GPA of 3.0+ for the academic year

1980 Doug Blemker, Rich Robbins
1981 Joe Lattanzi, Richard O'Brien, David Trapani
1982 Rick Lockwood, Richard O'Brien, Alan Walker
1983 Steve Newbern
1984 Doug Boomer, Jeff Distasio, Steve Newbern, George Shirilla, Pete Stephens
1985 Rob Beistline, Chuck Maisano, Steve Newbern, Jim Poole, Carl Sitler, Pete Stephens
1986 Keith Kerver, Pete Stephens
1987 Keith Kerver, Carl Sitler
1988 Alan Cape
1989 Billy Harris
1991 Matt Barr, Tim Crutcher, Dave Wiggins
1992 Matt Barr, Carlos Cason, Nomar Garciaparra, Jay Payton, Brad Rigby
1993 Matt Barr, Nomar Garciaparra, Ryan Ritter
1994 Matt Barr, Tucker Barr, Adam Easterling, Nomar Garciaparra, Brandon Hutchins, Scott McIntyre, L.J. Yankosky
1995 Adam Easterling, L.J. Yankosky
1996 Adam Easterling, Steven Kidd, Lance Shannon, Bobby Willner
1997 Jeff Bien, Adam Easterling, Heath Honeycutt, Jahmal Overton, L.J. Yankosky
1998 Jason Atha, Matthew Boggs, Derik Goffena, Jahmal Overton, Brad Stockton, L.J. Yankosky
1999 Jason Atha, Jason Basil, Matthew Boggs, Steve Economos, Richard Lewis, Jahmal Overton, Brad Stockton, Mark Teixeira
2000 Matthew Boggs, Kevin Cameron, Derik Goffena, Steve Kelly, Richard Lewis, Jahmal Overton, Jason Perry, Philip Perry, Wes Rynders, Matthew Swain, Mark Teixeira, Cory Vance, Jeff Watchko
2001 Kyle Bakker, Matthew Boggs, Derik Goffena, Steve Kelly, Cameron Lane, Philip Perry, Brian Sager, Brad Stockton, Mark Teixeira
2002 Jordan Crews, Eric Patterson, Jason Perry, Philip Perry, Mike Trapani, Jeff Watchko
2003 Steven Blackwood, Jordan Crews, Micah Owings, Philip Perry, Mike Trapani, Jeff Watchko
2004 Jordan Crews, Jared Hyatt, Jason Neighborgall, Micah Owings, Ryan Stanley
2005 Steven Blackwood, Jordan Crews, Tim Gustafson, Loyall Gause, Lee Hyde, Jake Hall, Cameron Lane, Ryan Turner
2006 Steven Blackwood, Jay Dantzler, Brad Feltes, Michael Fisher, Tim Gustafson, Jason Haniger, Chris Hicks, Jared Hyatt, Lee Hyde, Brad Rulon, Ryan Tinkoff, Ryan Turner, Blake Wood
2007 Charlie Blackmon, Eddie Burns, Jay Dantzler, Brad Feltes, Michael Fisher, Jason Garofalo, Jason Haniger, Chris Hicks, Jared Hyatt, Tony Plagman, Ryan Turner, Zach Von Tersch
2008 Charlie Blackmon, Chase Burnette, Eddie Burns, Jay Dantzler, Sean Devine, Derek Dietrich, Jesse Dubberly, Brad Feltes, Jason Garofalo, Jason Haniger, Chris House, Cole Leonida, Elliott Ogawa, Tony Plagman, Jeff Rowland, Brad Rulon, Matt Simonds, Ryan Tinkoff, Jeff Ussery, Zach Von Tersch
2009 Jed Bradley, Zach Brewster, Chase Burnette, Brandon Cumpton, Jay Dantzler, Sean Devine, Jarrett Didrick, Derek Dietrich, Jacob Esch, Jason Haniger, Chris House, Kevin Jacob, Cole Leonida, Patrick Long, Evan Martin, Thomas Nichols, Elliott Ogawa, Tony Plagman, Andrew Robinson, Jeff Rowland, Matt Simonds, Jeff Ussery, Zach Von Tersch, Connor Winn
2010 Luke Bard, Jed Bradley, Brandon Crumpton, Jay Dantzler, Jarrett Didrick, Derek Dietrich, Sam Dove, Jacob Esch, Cole Leonida, Patrick Long, Evan Martin, Thomas Nichols, Tony Plagman, Andrew Robinson, Matt Simonds, Brandon Thomas, Jeff Ussery, Connor Winn, Taylor Wood
2011 Luke Bard, Zach Brewster, Chase Butler, Clay Dalton, Jarrett Didrick, Sam Dove, Jacob Esch, Zane Evans, Brad Markey, Evan Martin, Brandon Thomas, Jeff Ussery, Taylor Wood
2012 Luke Bard, Jarrett Didrick, Mitch Earnest, Zane Evans, Evan Martin, Jonathan Roberts, Daniel Spingola, Devin Stanton, Brandon Thomas, Connor Winn
2013 Sam Dove, Mitch Earnest, Buck Farmer, Geoffrey Greenfader, Jonathan King, Kyle Leah, Jonathan Roberts, Devin Stanton, Brandon Thomas, Grant Wruble, Will Young
2014 Sam Clay, Mitch Earnest, Matthew Gorst, Mott Hyde, Keenan Innis, Jared Jillson, Jonathan King, Arden Pabst, Ben Parr, Cole Pitts, Ben Schniederjans, Daniel Spingola, Devin Stanton, Joe Wiseman, Grant Wruble
2015 Trevor Craport, Matthew Gorst, Kel Johnson, Jonathan King, Ben Parr, Matt Phillips, Coleman Poje, Cory Pope, Daniel Spingola, Joe Wiseman, Patrick Wiseman, Grant Wruble, Ryan Young

ALL-CHAMPIONSHIP TEAM

- ***Awards established in 1985***
- ***First full team was established in 1987***
- ***OH: Outstanding Hitter selection***
- ***MVP: Most Valuable Player selection***

1985	Scott Jordan	OF	MVP
1986	Jeff Distasio	1B	MVP
	Mike Fowler	OF	OH
1987	Todd Shiver	P	MVP
	Carl Sitler	3B	OH
	Mike Fowler	OF	
1988	Ty Griffin	2B	MVP-OH
	Scott Erwin	P	
	Pat McGuire	OF	
	Billy Parham	1B	
	Jim Poole	P	
1990	Andy Bruce	3B	
	Anthony Maisano	DH	
1991	Anthony Byrd	OF	
	Andy Bruce	3B	
1992	Jason Varitek	C	
	Jay Payton	OF	
1993	Jason Varitek	C	
1994	Nomar Garciaparra	SS	
1996	Tucker Barr	C	
1997	Kris Wilson	DH	
2000	Jason Basil	OF	MVP
	Bryan Prince	C	
	Brad Stockton	OF	
	Cory Vance	P	
2001	Jason Basil	OF	
2002	Wes Rynders	OF	
2003	Brian Burks	P	MVP
	Clifton Remole	1B	
	Eric Patterson	2B	
	Micah Owings	3B	
	Jeremy Slayden	OF	
2004	Clifton Remole	OF	
2005	Tyler Greene	SS	MVP
	Jeff Kindel	OF	
	Whit Robbins	1B	
2006	Luke Murton	1B	
2012	Jake Davies	1B/P	MVP
	Zane Evans	C	
	Thomas Smith	2B	
	Brandon Thomas	OF	
2013	Sam Dove	3B	
2014	Dusty Isaacs	P	MVP
	Mott Hyde	2B	
	Daniel Spingola	OF	

TEAM HONORS

RETIRED NUMBERS



JIM LUCK

1962-1981
Head Coach



JASON VARITEK

1991-1994
Catcher

HONORED NUMBERS

KEVIN BROWN

NOMAR GARCIAPARRA

MARK TEIXEIRA



RANDY CARROLL

MVP

1982	Rick Lockwood	3B
1983	Chris Morgan	OF-1B
1984	Scott Jordan	OF
1985	Scott Jordan	OF
1986	Jeff Distasio	1B
	Keith Kerver	SS
1987	Riccardo Ingram	OF
1988	Ty Griffin	2B
1989	Darren Bragg	OF-IF
1990	Darren Bragg	OF
1991	Carlton Fleming	2B
1992	Jason Varitek	C
1993	Jason Varitek	C
1994	Nomar Garciaparra	SS
1995	Ryan Ritter	OF-2B
1996	Mark Fischer	OF
1997	Mark Fischer	OF
1998	Heath Honeycutt	IF
1999	Mark Teixeira	3B
2000	Mark Teixeira	3B
	Bryan Prince	C
2001	Richard Lewis	2B-SS
2002	Victor Menocal	SS-P
2003	Micah Owings	P-DH
2004	Eric Patterson	2B
2005	Tyler Greene	SS
2006	Matt Wieters	C
2007	Matt Wieters	C
2008	Charlie Blackmon	OF
2009	Luke Murton	OF
2010	Tony Plagman	1B
2011	Matt Skole	3B
2012	Jake Davies	1B
2013	Zane Evans	C/RHP
2014	Daniel Spingola	OF
2015	A.J. Murray	DH

PITCHER OF THE YEAR

1983	Stu Rogers	L
1984	George Shirilla	R
1985	Kevin Brown	R
1986	Keith Fleming	R
1987	Todd Shiver	R
1988	Scott Erwin	R
1989	Doug Creek	L
1990	Mike Hostetler	R
1991	Marc Pisciotta	R
1992	Brent Colson	L
1993	Brad Rigby	R
1994	Al Gogolin	R
1995	Kris Wilson	R
1996	David Elder	R
1997	Kris Wilson	R
1998	Chuck Crowder	L
1999	Chuck Crowder	L
2000	Cory Vance	L
2001	Steve Kelly	R
2002	Kyle Bakker	L
2003	Brian Burks	R
2004	Andrew Kown	R
2005	Blake Wood	R
2006	Lee Hyde	L
2007	David Duncan	L
2008	David Duncan	L
2009	Deck McGuire	R
2010	Deck McGuire	R
2011	Mark Pope	R
2012	Buck Farmer	R
2013	Buck Farmer	R
2014	Dusty Isaacs	R
2015	Brandon Gold	P

MOST DEDICATED

1983	Rick Lockwood	3B
1984	Keith Kerver	SS
1985	Carl Sitler	UT
1986	John Stewart	P
1987	Keith Kerver	SS
1988	Jim Poole	P
1989	Brian Fleury	C
1990	Jon Anderson	C
1991	Doug Creek	P
1992	Carlton Fleming	2B
1993	Jason Varitek	C
1994	Jason Varitek	C
1995	Brandon Hensley	3B
1996	Adam Leggett	2B
1997	Adam Leggett	2B
1998	Jahmal Overton	OF
1999	Jahmal Overton	OF
2000	Jahmal Overton	OF
2001	Matthew Boggs	OF-2B
2002	Matthew Swain	OF
2003	Matthew Swain	OF
2004	Mike Trapani	IF
2005	Cameron Lane	IF-OF
2006	Jeff Kindel	OF
2007	Eddie Burns	P
2008	Brad Feltes	3B
2009	Jeff Rowland	OF
2010	Jeff Rowland	OF
2011	Jed Bradley	P
2012	Zane Evans	C-P
2013	Daniel Palka	OF
2014	A.J. Murray	DH
2015	Devin Stanton	P

HUSTLE AWARD

1983	Steve Newbern	OF
1984	Steve Newbern	OF
1985	Steve Newbern	OF
1986	K.G. White	OF
1987	David Ivester	C
1988	David Ivester	C
1989	David Ivester	1B
1990	Tom Green	OF
1991	Reggie Johnson	OF-3B
1992	Reggie Johnson	1B
1993	Scott McIntyre	2B
1994	Scott McIntyre	2B
1995	Adam Leggett	2B-3B
1996	Adam Leggett	2B
1997	Adam Leggett	2B
1998	Eric McQueen	C
1999	Eric McQueen	C
2000	Matthew Swain	IF
2001	Brian Jackson	3B
2002	Matthew Boggs	3B
2003	Mike Trapani	IF
2004	Cameron Lane	IF-OF
2005	Mike Trapani	2B
2006	Mike Trapani	2B
2007	Jason Haniger	C
2008	Jason Haniger	C
2009	Chris House	OF
2010	Jay Dantzler	OF
2011	Sam Dove	OF
2012	Thomas Smith	2B
2013	Kyle Wren	OF

Award discontinued

SCHOLAR-ATHLETE

1983	Pete Stephens	C
1984	Steve Newbern	OF
1985	Steve Newbern	OF
1986	Pete Stephens	C
1987	David Ivester	C
1988	David Ivester	C
1989	Billy Harris	P
1990	Dave Wiggins	C
1991	Dave Wiggins	OF
1992	Matt Barr	C
1993	Matt Barr	C
1994	Matt Barr	C
1995	Adam Easterling	OF
1996	Adam Easterling	OF
1997	L.J. Yankosky	P
1998	L.J. Yankosky	P
1999	Matthew Boggs	2B-OF
2000	Philip Perry	P
2001	Brad Stockton	OF
2002	Jordan Crews	P
2003	Jordan Crews	P
2004	Jordan Crews	P
2005	Jordan Crews	P
2006	Steven Blackwood	OF
2007	Jared Hyatt	P
2008	Charlie Blackmon	OF
2009	Jason Haniger	C
2010	Derek Dietrich	SS
2011	Jacob Esch	SS
2012	Brandon Thomas	OF
2013	Brandon Thomas	OF
2014	Devin Stanton	P
2015	Grant Wruble	C

ROOKIE OF THE YEAR

1983	Walt McConnell	2B-3B
1984	Jeff Mons	C
1985	K.G. White	OF
1986	Frank Bolick	3B
1987	Sam Drake	P
1988	Doug Creek	P
1989	Tom Green	OF
1990	Carlton Fleming	2B
1991	Jason Varitek	C
1992	Nomar Garciaparra	SS
1993	Ryan Ritter	OF-2B
1994	Tucker Barr	C-P
1995	J.J. Thomas	OF-DH
1996	Chuck Crowder	P
1997	Jeff Bien	P
1998	Matthew Boggs	2B
1999	Mark Teixeira	3B
2000	Jeff Watchko	P
2001	Matt Murton	OF-DH
2002	Eric Patterson	2B
2003	Micah Owings	P-DH
2004	Wes Hodges	3B
2005	Matt Wieters	C-P
2006	David Duncan	P
2007	Patrick Long	IF
2008	Derek Dietrich	SS
	Deck McGuire	P
2009	Matt Skole	3B
2010	Buck Farmer	P
2011	Kyle Wren	OF
2012	Cole Pitts	P
2013	Jonathan King	P
2014	Connor Justus	SS
2015	Kel Johnson	OF

OLYMPICS AND TEAM USA

Year	Player/Coach	Events (Medal)
1985	Kevin Brown, P	
1987	Ty Griffin, 2B	Pan American Games, Indianapolis (Silver)
	Jim Poole, P	Pan American Games, Indianapolis (Silver)
	Jim Morris, Assistant Coach	Pan American Games, Indianapolis (Silver)
1988	**Ty Griffin, 2B**	**Olympics, Seoul, Korea* (Gold)**
	Jim Poole, P	Pre-Olympic Exhibition Tour
	Marty Durkin, 3B	Int'l Harbor Tournament, Taiwan
1989	Doug Creek, P	Intercontinental Cup, Puerto Rico (6th)
	Mike Hostetler, P	Presidential Cup, Taiwan (Silver)
	Marc Pisciotta, P	Presidential Cup, Taiwan (Silver)
	Jim Morris, Head Coach	Presidential Cup, Taiwan (Silver)
	Rick Jones, Assistant Coach	Presidential Cup, Taiwan (Silver)
1990	Mike Hostetler, P	Goodwill Games, Seattle (Bronze), World Championship, Canada (7th), IBA World All-Star Game, Atlanta
	Darren Bragg, OF	Goodwill Games, Seattle (Bronze), World Championship, Canada (7th)
	Jim Morris, Head Coach	Goodwill Games, Seattle (Bronze), World Championship, Canada (7th), IBA World All-Star Game, Atlanta
	Rick Jones, Assistant Coach	Goodwill Games, Seattle (Bronze), World Championship, Canada (7th)
1991	Jason Varitek, C	Invited to trials, but did not participate
1992	**Nomar Garciaparra, SS**	**Olympics, Barcelona, Spain**
	Jason Varitek, C	**Olympics, Barcelona, Spain**
1993	Nomar Garciaparra, SS	IBA World All-Star Game, Tokyo, Japan
1997	Chuck Crowder, P	Intercontinental Cup
2000	Richard Lewis, 2B	Honkbal Cup, The Netherlands (Gold)
	Mark Teixeira, 3B	Honkbal Cup, The Netherlands (Gold)
2002	Kyle Bakker, P	FISU World Championships, Messina, Italy (Silver)
	Eric Patterson, 2B	FISU World Championships, Messina, Italy (Silver)
2003	Tyler Greene, SS-3B	Pan American Games, Dominican Republic (Silver)
	Mike Nickeas, C	Pan American Games, Dominican Republic (Silver)
	Micah Owings, P-DH	Pan American Games, Dominican Republic (Silver)
	Eric Patterson, 2B	Pan American Games, Dominican Republic (Silver)
2005	Wes Hodges, 3B	Exhibition tour
	Matt Wieters, C-P	Exhibition tour
2008	Derek Dietrich, SS	Harlem Baseball Tournament (Champion), FISA World Championships, Czech Republic (Gold)

**Demonstration sport*

NOMAR GARCIAPARRA *and* **JASON VARITEK** *(above) were on the 1992 USA team which was the first to compete for an Olympic medal in Barcelona, Spain.*

Four Yellow Jackets -- (from left) ***ERIC PATTERSON, MIKE NICKEAS, MICAH OWINGS and TYLER GREENE*** *-- represented Georgia Tech on the silver medal-winning USA Baseball Team at the Pan American Games in 2003.*

IN-SEASON TOURNAMENT HISTORY (Overall Record: 50-37-2)

1959 Miami Sports Carnival
Miami, Fla. • [Champion]
L Miami, 3-4
W Yale, 4-0
T Miami, 2-2
T Yale, 4-4
W Miami, 15-3
W Yale, 8-5
W Miami, 4-0

1964 Florida State Invitational
Tallahassee, Fla.
L Florida State, 0-5
L Florida State, 2-3
W N.E. Louisiana St., 7-4
W N.E. Louisiana St., 3-2

1986 Rainbow Easter Tournament
Honolulu, Hawaii • [Champion]
L Hawaii, 2-6
W Waseda, 9-1
W Sacramento St., 4-3 (12 inn.)
W Hawaii-Pacific, 4-3 (10 inn.)
W Santa Clara, 19-11
W Sacramento State, 8-1
W Santa Clara, 6-1
W Hawaii, 9-2
W Hawaii-Pacific, 5-1
L Waseda, 3-8
Double round-robin
All-Tournament: Jeff Distasio, 1B; Keith Kerver, SS; Riccardo Ingram, OF
Outstanding Pitcher: Kevin Brown

1988 Desert Classic
Las Vegas, Nev. • [4th Place]
L Oklahoma, 4-6
L Nevada-Las Vegas, 8-13
W Texas Christian, 8-4
L Oklahoma, 2-3*
L Texas Christian, 4-6*
**Round-robin determined seeding for playoff*
All-Tournament: Ty Griffin, 2B

1989 Pillsbury Classic
Minneapolis, Minn.
[5th Place]
L Arizona, 1-3
L Minnesota, 4-14
L Oklahoma State, 4-5
L Arizona, 4-12 (7 inn.)
Round-robin

1990 Rainbow Spring Tournament
Honolulu, Hawaii
[Third Place]
L Hawaii, 5-6
L Wright State, 1-6 (8 inn.)
W Oklahoma State, 8-2 (8 inn.)
L Iona, 1-4 (8 inn.)
L Creighton, 4-5 (8 inn.)
W Iona, 15-1 (8 inn.)
W Hawaii, 9-2
W Wright State, 4-3 (10 inn.)
L Oklahoma State, 4-7 (6 inn.)
W Creighton, 3-2 (10 inn.)
Double round-robin
All-Tournament: Darren Bragg, OF; Andy Bruce, DH; Carlton Fleming, 2B; Mike Hostetler, P

1992 Busch Challenge VI
New Orleans, La.
L Louisiana State, 2-3
W New Orleans, 5-4
W Tulane, 10-2
Round-robin with three Georgia teams against three Louisiana teams
All-Tournament: Carlton Fleming, 2B; Jason Varitek, C; Reggie Johnson, DH

1993 Olive Garden Classic
Kissimmee, Fla. [Champion]
W Auburn, 5-4
W Central Florida, 13-2
W Pepperdine, 5-4
W Pepperdine, 3-2*
*Round-robin, championship.
All-Tournament: MVP David Newhan, 1B; Scott McIntyre, 2B; Jay Payton, OF; Michael Smith, OF

1993 Oscar Mayer Classic
Minneapolis, Minn.
[Champion]
W Cal St.-Fullerton, 7-6 (11 inn.)
W Arkansas, 3-2
W Minnesota, 11-3
Round-robin
All-Tournament: MVP Jay Payton, OF; Brett Binkley, P; Nomar Garciaparra, SS; Buck Hall, P; Jason Varitek, C
Top Hitter: Michael Sorrow

1994 Anaheim Hilton Classic
Fullerton, Calif.
L Oklahoma, 6-8
W San Diego, 5-4 (11 inn.)
L Cal State-Fullerton, 0-2
Round-robin

1995 Desert Classic
Las Vegas, Nev. [Third Place]
W Utah, 10-2
W Washington, 19-8
W Nevada-Las Vegas, 14-11
L Washington, 10-15
W Utah, 20-5*
**Round-robin determined seeding for playoff*

1996 Olive Garden Classic
Kissimmee, Fla.
L Alabama, 2-7
L Texas Tech, 4-8
L Central Florida, 7-8
Round-robin, no champion
All-Tournament: Adam Leggett, 2B

1999 Disney Baseball Blast
Lake Buena Vista, Fla.
L Auburn, 12-17
L Oklahoma, 0-12
W Jacksonville, 14-1
Round-robin, no champion

2000 Kia Baseball Bash
Fullerton, Calif.
L Southern California, 2-9
Mississippi State, rain out
Cal State-Fullerton, rain out
Round-robin, no champion

2001 Rice Invitational
Houston, Tex.
W Lamar, 11-9
L Rice, 4-5
W Nebraska, 15-8
Round-robin, no champion

2002 Baseball at the Beach
Myrtle Beach, S.C.
W Coastal Carolina, 2-1
L South Carolina, 3-8
W Virginia Commonwealth, 8-2
Round-robin, no champion

2003 Memorial Health Diamond Classic
Savannah, Ga.
W Rider, 8-1
W Michigan, 7-6
W Armstrong Atlantic St., 12-4
Round-robin, no champion

2004 Kia Baseball Bash
Fullerton, Calif.
L Southern California, 2-9
L Cal State Fullerton, 1-7
L Oklahoma, 2-6
Round-robin, no champion

2006 Baseball at the Beach
Myrtle Beach, S.C.
W Tennessee, 8-5
W VCU, 8-2 (6 inn.)
Coastal Carolina, rained out
Round-robin, no champion

2012 Coca-Cola Classic
Rock Hill, S.C.
L Kent State, 0-5
W Winthrop, 5-0
W Kent State, 6-2
W Winthrop, 5-3
Round-robin

2014 Battle in Midtown
Atlanta, Ga.
W Old Dominion, 6-5
L Radford, 1-3
L VCU, 3-5
Round-robin

2015 Caravelle Resort's Baseball at the Beach
Conway, S.C.
W FIU, 16-9
L Coastal Carolina, 5-7
W Albany, 9-8
Round-robin

GEORGIA TECH HALL OF FAME

Player, Position	Year Inducted
Lane Akers, SS	1969
Tom Angley, C	1970
Frank Asbury, OF	1977
Jerry Bass, P	1983
John P. Baum, 3B	1968
Bud Blemker, P	1970
Cam Bonifay, IF	1982
Darren Bragg, OF	2002
Kevin Brown, P	1991
Andy Bruce, 3B	2001
Randy Carroll, 2B	1976
Kid Clay, Coach	1973
Doug Creek, P	2001
Chuck Crowder, P	2010
Craig Day, P	1962
Larry Elliott, SS	1981
Scott Erwin, P	2000
K.J. (Wooch) Fielder, OF	1961
Mark Fischer, OF	2008
Keith Fleming, P	1991
Nomar Garciaparra, SS	2004
Billy Gibson, SS	1973
Tyler Greene, SS	2015
Ty Griffin, 2B	1994
Mike Hostetler, P	2001
John Hyder, Coach	1956
Louis Ingram, OF	1978
Riccardo Ingram, OF	1995
George Inman, C	1979
Jim Ison, 1B/OF	1963
Scott Jordan, OF	1990
Ed Jones	1971
Henry Kalb, P	2005
Bert Kizer, 1B	1984
Ed LaFitte, P	1958
Richard Lewis, SS/2B	2013
Rick Lockwood, 3B	1989

Player, Position	Year Inducted
Jim Luck, IF, Coach	1972
Bob Lusk, 3B	1985
Bobby McCauley, IF	1975
Walt McConnell, 3B	1993
Johnny Menger, C/3B	1970
Jim Morris, Coach	1999
Gary Newsom, 2B	1992
Jay Payton, OF	2005
Joe Pittard, Coach	1968
Jim Poole, P	1997
Jerry Priestley, P	1982
Brian Prince, C	2014
H.F. Reagin, C	1983
Bobby Reeves, SS	1985
Chappell Rhino, 2B	1974
Brad Rigby, P	2006
L.W. (Chip) Robert, OF	1959
Mike Schisler, P	1980
E.C. Settle, OF	1980
Todd Shiver, P	1999
Mike Sorrow, P	1979
Sloan Stribling	1984
Mark Teixeira, 1B	2011
J.J. Thomas, 1B	2009
Sunshine Thompson, P	1965
Tommy Thompson, 1B	1986
Ted Tomasovich, OF	1986
Cory Vance, P	2012
Jason Varitek, C	2004
Billy Williamson, SS	2013
K.G. White, OF	1998
Kris Wilson, P	2009

BRYAN PRINCE *(left) and head coach* ***DANNY HALL*** *following Prince's 2014 induction to the Hall of Fame.*

JASON VARITEK *(left), a Georgia Tech Hall of Fame inductee in 2004, and head coach* ***DANNY HALL*** *(center) joined* ***BRAD RIGBY*** *(right) at his induction ceremony in 2006.*

ALL-TIME COACHES & CAPTAINS

Year	Coach	Team Captain(s)	Record	Conf.
1900	Todd	Weldon Henley	3-4	
1901	Todd	Weldon Henley	9-5	
1902	Sammy Strang	E.C. Patterson	5-8	
1903	Irving	Brinson	9-9	
1904	John Heisman	Sam Woodward	15-7	
1905	John Heisman	Sam Woodward	13-4	
1906	John Heisman	Craig Day	23-3	
1907	John Heisman	Ed Lafitte	10-5-1	
1908	John Heisman	L.W. Robert	9-12	
1909	John Heisman	Corlis Buchanan	13-8-1	
1910	John Heisman	Harry Holland	11-5-1	
1911	John Heisman	Harry Holland	7-6	
1912	John Heisman	Carl Sloan	8-10	
1913	John Heisman	Fairfax Montague	9-8	
1914	John Heisman	Murphy Pound	12-8	
1915	John Heisman	Edgar Montague	7-8-2	
1916	John Heisman	J.C. Senter	14-6	
1917 @	John Heisman	Albert Hill	12-7	
1918	Joe Bean	Shorty Guill	10-7	
1919	Joe Bean	Charlie Turner	9-9	
1920	Joe Bean	Tip Wheeler	16-2	
1921 @	Kid Clay	Frank Asbury	18-4-1	
Tech enters Southern Conference				
1922	Kid Clay	Red Barron	14-9	
1923 %	Kid Clay	Ed Morgan	16-2-2	
1924	Kid Clay	Johnny Baum	9-14	
1925	Kid Clay	Joe Palmisano	14-7	
1926 %	Kid Clay	Bobby Reeves	21-4-1	
1927	Kid Clay	Tom Angley	18-10	
1928	Kid Clay	Arthur McCash	15-6	
1929	Kid Clay	Jimmie Stevens	6-14-1	
1930	Kid Clay	Bill Terrell	8-16	
1931	Kid Clay	Fred Holt	8-13	
1932	Bobby Dodd	Dewey Waldrop	4-11-2	
Tech enters Southeastern Conference				
1933	Bobby Dodd	Bill Hogsed	4-10	3-7
1934	Bobby Dodd	Tommy Sprading	10-10	8-9
1935	Bobby Dodd	Sundial Martin	7-6	3-3
1936	No team			
1937	Bobby Dodd	Carl Waits	4-7	4-7
1938	Bobby Dodd	Harry Appleby	7-10	5-8
1939	Bobby Dodd	Bill Gibson	7-10	3-9
1940	Roy Mundorff	unknown	5-10-1	5-9-1
1941	Roy Mundorff	unknown	10-8	10-8
1942	Roy Mundorff	unknown	8-10	7-7
1943	Roy Mundorff	Charlie Smith, Duck Smith	3-8	2-5
1944	No team			
1945	No team			
1946	Joe Pittard	Frank Broyles	10-2	0-0
1947	Joe Pittard	Henry Kalb	7-6	6-6
1948 +	Joe Pittard	Lewis Hook	11-9	11-7
1949	Joe Pittard	Red Shoenning	10-14	9-11
1950	Joe Pittard	Bob Bossons	7-11	7-11
1951	Joe Pittard	Bob McCoy	11-12	8-12
1952	Joe Pittard	Chappell Rhino	8-11-1	8-11-1
1953	Joe Pittard	Clyde Young	8-13	7-10
1954	Joe Pittard	Charlie Brannon	9-13-1	6-10
1955	Joe Pittard	Larry Morris, Dave Redford	15-9	10-6
1956	Joe Pittard	Bill Cohen	11-12	4-9
1957 $	Joe Pittard	Lane Akers	18-8-1	13-3
1958	Joe Pittard	Earl Moore, Ted Thomas	7-17	5-12
1959 +	Joe Pittard	Doug Veazey	17-9-2	11-4
1960	Joe Pittard	George Inman	14-11	9-7
1961	Joe Pittard	Roger Kaiser	6-16-2	6-11
1962	Jim Luck	John Gher	8-16	6-11
1963	Jim Luck	Richard Conliff	9-18	4-13
1964	Jim Luck	Jimmy Adams	9-15	3-10
Tech leaves Southeastern Conference				
1965	Jim Luck	Jimmy Adams, Ron Scharf	20-8-2	
1966	Jim Luck	Pete Caldwell	14-16	
1967	Jim Luck	Cleve Fowler	21-11	
1968	Jim Luck	Ronnie King	21-13	
1969	Jim Luck	Floyd Harris	16-12	
1970	Jim Luck	David Glover	17-7-1	
1971 +	Jim Luck	Brannon Bonifay	31-6	
1972	Jim Luck	Larry Elliot	21-10	
1973	Jim Luck	Dick Steed	20-6-2	
1974	Jim Luck	Cam Bonifay, H.F. Reagin	20-17	
1975	Jim Luck	Frank Turner	12-17	
1976	Jim Luck	Jim Giuliani	12-22	
1977	Jim Luck	Jerry Bass, Bert Kizer	18-12	
1978	Jim Luck	Bobby Jackson	14-15	
1979	Jim Luck	Steve Davison, Gary Hardie, Doug Ibele, Mike Macon	15-16	
Tech enters Atlantic Coast Conference				
1980	Jim Luck	Tommy Thompson	8-19	3-10
1981	Jim Luck	Tommy Thompson	14-24	1-13
1982	Jim Morris	Rick Lockwood, Greg Woodward	29-20	6-8
1983	Jim Morris	Rick Lockwood, Greg Woodward	38-15	6-8
1984	Jim Morris	Pete Geist, Chris Morgan	36-19	5-7
1985 #+	Jim Morris	Pete Geist, Scott Jordan	42-19-1	6-7-1
1986 #+	Jim Morris	Keith Fleming, Carl Sitler, Pete Stephens	45-23	10-4
1987 #+	Jim Morris	Keith Kerver	51-14	17-4
1988 #+	Jim Morris	Jim Poole, Roger Roddy	45-24	12-8
1989 +	Jim Morris	Jon George, David Ivester	38-26	13-6
1990 +	Jim Morris	Jon Anderson, Tom Green	46-25	9-9
1991 +	Jim Morris	Doug Creek	42-26	12-8
1992 +	Jim Morris	Carlton Fleming, Reggie Johnson, Jason Varitek	45-19	14-9
1993 +	Jim Morris	David Albert, Jason Varitek	47-14	16-6
1994 ++	Danny Hall	Al Gogolin, Jason Varitek	50-17	16-8
1995 +	Danny Hall	Brandon Hensley, Scott Byers	38-22	16-8
1996 +	Danny Hall	Scott Byers, Michael Sorrow	40-24	13-11
1997 +	Danny Hall	Adam Leggett, Jase Wrigley	46-15	19-4
1998 +	Danny Hall	Chuck Crowder, Jay Hood	41-22	14-9
1999	Danny Hall	Chuck Crowder, Eric McQueen	38-20	12-12
2000 #+	Danny Hall	Jahmal Overton, Bryan Prince, Mark Teixeira	50-16	18-6
2001 +	Danny Hall	Mark Teixeira, Matthew Boggs	41-20	13-11
2002 ++	Danny Hall	Victor Menocal, Matthew Boggs	52-16	14-9
2003 #+	Danny Hall	Eric Patterson, Matthew Swain, Jeff Watchko	44-18	17-7
2004 +	Danny Hall	Brian Burks, Micah Owings, Eric Patterson	44-21	18-5
2005 #+	Danny Hall	Tyler Greene, Cameron Lane, Mike Trapani	45-19	22-8
2006 ++	Danny Hall	Jeff Kindel, Mike Trapani	50-18	19-11
2007	Danny Hall	Wally Crancer, Michael Fisher, Matt Wieters	32-25	15-14
2008 +	Danny Hall	Eddie Burns, Brad Feltes	41-21	16-14
2009 +	Danny Hall	Jason Haniger, Chris House, Luke Murton	38-19-1	17-10-1
2010 +	Danny Hall	Cole Leonida, Tony Plagman, Jay Dantzler	47-15	21-9
2011 +	Danny Hall	Jacob Esch, Jed Bradley, Kevin Jacob	42-21	22-8
2012 #+	Danny Hall	Buck Farmer, Luke Bard, Sam Dove	38-26	12-18
2013 +	Danny Hall	Buck Farmer, Sam Dove	37-27	15-15
2014 #+	Danny Hall	Mott Hyde, Dusty Isaacs, Devin Stanton	37-27	14-16
2015	Danny Hall	A.J. Murray, Devin Stanton	32-23	13-17

 # ACC Champions
+NCAA Tournament (++ College World Series)
$ SEC Champions
% Southern Conference Champions
@ SIAA Champions

FORMER ASSISTANT COACHES

Chip Baker (1984)
James Beavers (1982-84)
Brannon Bonifay (1982-83)
Cam Bonifay (1988)
Steve Fleming (1987)
Steve Givens (1985)
Jeff Guy (1994-2001)
Rick Hatcher (1994)
Josh Holliday (2005-07)
Rick Jones (1990-93)
Tom Kinkelaar (2008-12)
Bob Laurie (1988-91)
Paul Mears (1992-94)
Mark Matulia (1985-86)
Joe McFarland (1983-85)
Bobby Moranda (2002-07)
Scott Stricklin (2002-04)
Turtle Thomas (1986-87)
Mike Trapasso (1995-2001)
Leon Wurth (1989)

ALL-TIME ROSTER

A

Aaron, Robert J, III 1997-98
Abate, Charles M. 1959-60
Adams, James B., Jr. 1963-65
Akers, Lane 1954-57
Albert, David R. 1992-93
Alyea, Brian F. 1990-92
Anderson, Jonathan C. 1989-90
Andreas, Michael J. 2002
Andrews, L.S., Jr.. 1951-52
Anthony, Emile D., III. 1963-65
Archer, Hoke S., Jr.. 1956
Atha, Jason E. 1998-99
Austin, Mike 1953

B

Baenninger, Shelton L. (mgr)1961-63
Bailey, M. Wade 2015-present
Bakker, Kyle E. 2001-03
Baldwin, Gregory M.. 1971-73
Bard, Luke F. 2010-12
Barr, Matthew F.. 1993-94
Barr, J. Tucker 1994-96
Barron, Red 1922
Barzilli, Elliott S. 2014
Basil, Jason M. 1998-01
Bass, Jerry E.. 1974-77
Baum, John P. 1924
Baumgartner, John (mgr) 1964
Beal, Eugene 1975-77
Bearden, C. Blakely 1993
Beaver, William C. 1964
Beavers, James E. 1973-75
Beavers, Milton C. 1959-60
Beistline, Robin R. 1982-84
Bergman, Richard 1979
Bergman, Robert B. 1977-79
Bergmark, George H. 1975
Berthelsen, John B. 2003
Bien, Jeffrey C. 1997-98
Binkley, Brett J. 1991-93
Blackmon, Charles C. 2008
Blackwood, Steven E. 2003-06
Blane, Robert E. 1970-72
Blane, Watkins J., Jr. 1965-67
Blemker, Douglas R. 1980-82
Blemker, Ray, Jr.. 1957-59
Blue, Adam M. 1998-99
Boggs, Brandon K. 2002-04
Boggs, Matthew J. . .1998-99,01-02
Bolick, Frank C. 1986
Bonifay, Cameron H.. 1971-74
Bonifay, Kenneth B. 1966-68
Bonifay, Kenneth B., Jr.. 1989-91
Bonifay, R. Brannon, Jr.. . . .1968-71
Bonnot, Brooks J.. 1975-78
Boomer, Douglas G. 1983-84
Bossons, Robert R.. 1948-50
Bower, Charles L.. 1975
Boyd, David E., Jr. 1974-76
Boyles, Charles R., IV 1981-82
Bradley, Daniel R.. 1968-69
Bradley, Jed C.. 2009-11
Bradshaw, Herbert, Jr. 1949-51
Bragg, Darren W. 1988-90
Brannon, Charles N. 1952-54
Brewster, Zach C.. 2009-11
Broadwater, Ralph A. 1979-80
Broadwater, Mike 1979
Brock, Jack 1940
Brooks, Ryan A. 1998
Brown, Adam (tr.) 1999-00
Brown, F. Brandon 1984
Brown, J. Kevin 1984-86
Brown, Joseph E. 1948-49
Brown, Randy 1972-74
Broyles, J. Frank 1947
Bruce, Andrew G.. 1988-90
Buffington, Mark A. 1993
Burke, Blake A. 1986-88
Burks, Brian D.. 2001-04
Burnette, J. Chase 2008-10
Burns, Edwin T. 2006-08
Burns, Justin R. 1977
Burton, James C. (mgr). . . .1961-63
Busbin, Bradley J. 1999-00
Butler, Chase M. 2011-12
Byers, Scott B. 1993-96
Byrd, Anthony J.. 1990-92
Byrd, Marlon, J. 1996

C

Caldwell, Robert G.. 1964-66
Cameron, Kevin J. 1999-01
Campbell, Bart S.. 1975-77
Cape, C. Alan. 1985-88
Cardwell, Phillip R. 1968-69
Carmack, Charles M. 1962-63
Carmichael, Laird S.. 1973
Carnathan, Gene E. 1960
Carrofiello, Gus (mgr) 1950
Carroll, J. Randall. 1965-66
Cary, Christopher G.. 1992
Cason, Carlos J.. 1993-96
Cavette, Neil M. 1941
Chambers, Joe L.. 1958
Chambers, Joseph R.. 1960
Chambless, Edward L. 1958-60
Childress, Henry L.. 1948-51
Clark, Danny C. 1970
Clay, Samuel T.. 2013-14
Cohen, William C.. 1953-56
Cole, Stephen R. 1971-72
Colson, Brent T. 1990-92
Conliff, Richard H., Jr.. 1961-63
Cook, Douglas W.. 1962-64
Cook, E.J. 1948
Cooney, Raymond J.. 1979-80
Corbin, George L., Jr. 1962-64
Costner, George H.. 1959
Crabbe, William 1950
Crancer, Walter A. 2006-07
Crane, Bert (mgr) 1953
Craport, Trevor R.. . . . . 2015-present
Crawford, Roy, III (mgr) 1973
Crawford, Sammy (mgr) 2000-03
Creek, P. Douglas, III. 1988-91
Crews, Jordan C. 2002-05
Crook, Ronald D. 1966
Crowder, Charles R. 1996-99
Crowder, Joseph A. 1971
Cruz, Alexander O. 2011-14
Cumpton, Brandon T. 2008-10
Cunningham, Tom (mgr) . . .1972-75
Curlee, James E. 1956

D

Dalton, S. Clay 2010-13
Dantzler, John C. 2007-10
Dastugue, Marcel F., III 1959
Datoc, Jared P.. . . . . 2015-present
Davies, Jake A. 2009-12
Davis, Dennis W. 1968-71
Davis, George T. 1964-66
Davis, Harry H.. 1959-61
Davis, John K. 1987-90
Davison, Stephen A.. 1976-79
Day, Craig 1903-06
Devine, Sean M.. 2008-10
Dews, Robert W.. 1960
Dickinson, Eddie A.. 1965-66
Didrick, Jarrett R.. 2009-12
Dietrich, Derek R.. 2008-10
Distasio, Jeffrey V. 1983-86
Donaghey, Stephen J.. 1996-99
Dore, Dylan J. 2013
Dove, Samuel K.. 2010-13
Dover, Robert L.. 1954-57
Doyle, George P., Jr.. 1979-80
Drake, Samuel B.. 1987-89
Dubberly, Jesse B. (mgr). . .2005-06
Duncan, David E. 2006-08
Duncan, Geoffrey L., Jr. . . .1994-96
Dunn, Charles E., III 1981-84
Durkin, Martin W. 1988-89
Dupart, Curtis D. 2007
Dwyer, Timothy P.. 1988-89
Dyer, Vaughn 1952

E

Earnest, T. Mitchell 2011-14
Easterling, Adam, R.. 1994-97
Economos, Stephen C.. 1999
Edwards, Richard (mgr) 1951
Elder, David M.. 1995-97
Eldridge, Williams D.. 1967
Elliot, Lawrence S. 1970-72
Emerson, Richard L.. 1963-64
Entrekin, Ivan W. 1962-64
Entrekin, Larre W.. 1964-66
Erwin, Scott D.. 1986-89
Esch, Jacob O.. 2009-11
Evans, Zane C.. 2011-13

F

Farmer, George R. "Buck" . .2010-13
Faulk, Alfred D.(mgr) 1969-71
Feinberg, Gregory L.. 2013-14
Feltes, Bradley J. 2005-08
Ferguson, Arthur B. 1962
Fischer, Mark E. 1995-97
Fisher, Michael P. 2005-07
Fleming, Carlton S.. 1990-92
Fleming, W. Keith 1983-86
Fleury, Brian E.. . . . . 1987, 89
Fowler, James C. 1965-67
Fowler, Michael R. 1986-87
Free, Greg 1973
Fritch, James L.. 1949-50
Fulcher, William M.. 1955-56
Futral, M. Brian 2005

G

Gallen, Kevin (tr). 1995-96
Gannaway, Michael M. 1964
Garciaparra, A. Nomar 1992-94
Garofalo, Jason J. 2007-10
Gause, D. Loyall 2005-06
Gee, Donald R.. 1978-80
Geist, Peter A. 1983-85
Gentry, Michael J. 1980-81
George, Jon J.. 1988-89
Gergel, Kevin M.. 2001
Gerhig, Mike 1981
Germany, John W. 1974
Gher, John K.. 1960-62
Gibson, Cameron P. 2012
Gibson, Robert D.. 1967-69
Gibson, W.C. 1939
Gilbert, Thomas E. 1977
Giuliani, James E.. 1974-76
Giuliani, Raymond A., Jr.. . .1971-72
Gladwin, Robert U. 1992
Glover, David E. 1968-70
Goffena, Derik D. 1998-01
Gogolin, Elton W., III. 1992-94
Gold, Brandon D. 2014-present
Gonzalez, Matthew A.. 2013-present
Gooden, Daniel L.. 2015
Goodman, Christopher M.. .2002-03
Goodman, John T. . .2004, 2006-07
Gookin, Richard B. 1956-57
Gorst, Matthew C. . . . 2014-present
Graham, Howell 1951
Grant, Walter B. 1955-56
Green, Thomas E.. 1989-90
Greene, J. Tyler 2003-05
Greenfader, Geoffrey A.. 2013
Griffin, Carey D. 1982
Griffin, James J.. 1967-68
Griffin, Tyrome V. 1986-88
Grimes, Matthew D. 2011-14
Grimm, David F. 1975
Groce, E. Garrett 2002
Guenther, J. Bradley (mgr) . . . 1988
Gustafson, Timothy C.. 2005-06
Guyton, R.V.. 1951

H

Hair, Henry R.. 1955
Hale, J.A.. 1948
Hale, Robert L.. 1950
Hall, Francis K., Jr. 1962-64
Hall, Jacob M. 2002-05
Hall, Travis S.. 1993
Hall, William T. 1963-64
Hammett, Samuel H. 1966
Haney, Christopher M. 1997
Haniger, Jason T. 2006-09
Hardeman, W. Leon 1952
Hardie, Gary E.. 1977-79
Hargrave, James I., Jr. 1968-71
Harnage, Mallie J, Jr. 1956
Harof, Doug A. 1987-89
Harrell, Robert M., Jr. 1972-75
Harris, Gaston C., Jr. 1963-64
Harris, J. Floyd 1967-69
Harris, William J., Jr.. 1989-91
Harris, W. Lloyd 1967-69
Harrison, Kyle (mgr) 1991-93
Hartzog, Henry M. 1963
Harvin, Charles R. 1949-51
Hawkins, John W., Jr. 1961
Hawranick, Andrew 2003-06
Haynes, Kenneth (mgr) 1964
Hays, James L. (mgr) 1954-55
Heddinger, Joshua J. 2012-14
Helinger, John J. 1973
Hensley, B. Brandon 1992-95
Herndon, Ben (mgr) 1996-99
Hicks, Christopher L. 2006-08
Hightower, Glenn E. (mgr) . .1959-60
Hilton, Kevin W. 1989-91
Hodges, John R.. 1979
Hodges, Wesley M.. 2004-06
Hodorowski, Michael S. . . .2012-13
Holt, William E.. 1951-52
Honeycutt, Heath E. 1996-98
Hood, James M.. 1996-98
Hook, Lewis W.. 1947-49
Hopkins, Sydney M. 2014
Horn, John E.. 1984-85
Hostetler, Michael D. 1989-91
Houghton, Samuel R. 1975
House, Christopher R.. 2006-09
Hudlow, Rodney J. 1974-76
Hudson, J.B., Jr.. 1948
Hudson, J. Phillip 1967-70
Humphreys, Henry C. 1950-51
Hutchins, D. Brandon 1994
Hutts, Michael T. 2006-08
Hyatt, Jared L. 2004-07
Hyde, Daniel Mott. 2011-14
Hyde, Lee 2004-06
Hyder, James T., II 1959

I

Ibele, Douglas D. 1976-79
Ingram, Riccardo B. 1986-87
Inman, George W.. 1959-60
Innis, Keenan M. 2014-present
Isaacs, Dustin A. 2011-14
Ivester, David B. 1987-89

J

Jackson, Blake A.. 2015
Jackson, Brian A. 2001
Jackson, Robert H.. 1976-78
Jackson, Thomas E. 1963-65
Jacob, Kevin W. 2008-11
Jarrett, Roy E. 1965-67
Jerzembeck, Michael J. 1992
Jett, John B. 1982-83
Jillson, Jared E. 2013-14
Jobson, Robert W., Jr.. 1970-72
Johnson, Glenn H. 1967
Johnson, J. Kel 2015-present
Johnson, Reginald 1990-92
Jones, James A., Jr.. 1954
Jones, Roderick R. 2010
Jordan, George W. 1947-49
Jordan, John A., Jr. 1954-57
Jordan, Michael L.. 1975
Jordan, Scott A. 1982-85
Joyce, Jimmy E.. 1952
Justus, Connor D. . . . 2014-present

K

Kafer, Harry L. 1964-66
Kail, Jon Henry. 2000-01
Kaiser, Roger A. 1959-61
Kalb, Henry G. 1943, 47-48
Kays, Marion R., III 1968-70
Keener, Donald A.. 1976
Keener, Marvin J.. 1948-49
Keener, Ronald C.. 1976
Kelly, Steven J.. 1999-01
Kendrick, Connor R. 2011
Kenney, Douglas M. 1989-91
Kerver, Keith D. 1984-87
Kinard, Roger T. 1984-87
Kindel, Jeffrey R. 2002, 04-06
King, Jonathan D.. . . . 2013-present
King, Richard D.. 1975-77
King, Ronald E. 1966-68
Kizer, Herbert J., III 1974-77
Knox, Eric D. 2014
Kohli, John C. 1986
Koryo, John (mgr). 1979-81
Kown, Andrew D. 2002-04
Kronenfeld, Paul A.. 2011-12

L

LaCapra, John R. 1962-64
Ladd, Timothy 2005-07
Lane, Cameron R. 2002-05
Langley, Michael D. 1975-79
Lankford, John W. 1947-49
Lattanzi, Joe (mgr) 1981-83
Leach, Anthony Kyle 2013-15
Lee, Robert W. 1968-70
Leggett, Adam B. 1995-97
Leonard, Prentiss D.. 1947-50
Leonida, Cole V. 2008-10
Lewis, Charles M. 1958
Lewis, Richard H., III 1999-01
Lincoln, James M. 1994
Lindsey, Gerald D. 1960
Livingston, Lawrence K. . . .1970-73
Lockwood, Richard S.. 1980-83
Long, Patrick O. 2007-10
Lorenzo, Matthew R. 2001
Lucas, Timothy B.. 1993
Luck, Jimmy (mgr) 1993-95
Lusk, Robert T.. . . . . .1948-49, 51
Lynch, Connor G. 2012-13

M

MacGregor, Daniel S. 1954-57
Macon, Dennis M. 1976-79
Maggiore, Joseph (tr.). 1998-99
Maisano, Anthony A.. 1989-90
Maisano, Charles A. 1982-85
Malone, K. Alan 1986
Maloof, George B. 1950-52
Mann, Daniel J. 1979
Marchetti, Ronald J.. 1950-51
Marmon, Frank E. 1952-53
Marmon, Richard C.. 1953-54
Markey, Bradley S. 2011
Martin, Evan R. 2009-12
Martin, James E. 1952
Martin, Michael W. 1993
Martin, Ronald J. 1961-63
Matthews, David T.. 1967
Matulia, Mark R.. 1982-85
Maurer, Larry F. 1980-82
McCauley, George R. 1952-55
McConnell, Walter G., Jr. . .1983-85
McCoy, Robert H. 1948-51
McDonald, G.E. 1934-35
McDonald, Marvin W. 1958
McDonald, Richard T. 1980-81
McDowell, Steve F.. 1972-74
McGarr, David W. 1953-54
McGill, Shannon R.. . . . .1994, 96-97
McGuire, Patrick W. 1986-88
McGuire, W. Deck. 2008-10
McIntyre, Scott A.. 1991-94
McKinney, Benjamin T. 2010
McMillin, R.S. 1947-48

HISTORY

ALL-TIME ROSTER

McNamara, Kevin M. 1972-73
McQueen, Eric W.. 1996-99
Mears, Paul S. 1988, 90-91
Meeks, John W., Jr. 1977-79
Melnick, Bruce (mgr) 1968
Menger, Johnny V. 1954-57
Menocal, Victor W. 1999-02
Meyer, Gerald J.. 1958-60
Middour, David B.. 1976-78
Miller, Brandon C.. 2009
Miller, Douglas Cole 2013
Mitchell, Andrew E.. 1998-01
Mize, Glenn D. 1976-78
Mons, Jeffrey C.. 1984-86
Montgomery, Larry H.. 1978
Moore, Charles H., Jr.. 1981
Moore, Edward E.. 1957-58
Moore, Robert E. 1966-68
Moore, Wallace T.. 1981
Moore, William M. 1972-73
Moore, William (mgr) 1964
Moreland, William C. 1969
Morgan, W. Christopher . . .1983-84
Morris, George A.. 1952
Morris, Larry C. 1953-55
Moseley, Larry S. 1965-66
Moxley, Stephen C.. 1977
Moylan, Robert R., Jr. (mgr) 1965-67
Murphy, James E. 1950-51
Murray, Andrew John 2012-15
Murton, Luke F. 2006-09
Murton, Matthew H. 2001-03
Myers, Christopher J. 1991-94
Myers, J. Davis 2000, 2002-03

N

Nail, Jimmy A. 1959
Nass, Alan W.. 1961
Neely, John R., Jr. 1957-58
Neighborgall, Jason B. 2003-05
Nelson, Jimmy M., Jr.. 1957-59
Newbern, Steven P. 1982-85
Newhan, David M. 1993
Newsom, Gary A. 1980-82
Newsome, Ernest L.. 1958
Nichols, Thomas R. 2008-10
Nickeas, Michael J. 2002-04
Nickles, Thomas (mgr) 1951
Nixon, William J. (mgr) 1965
Noggle, Donnie L.. 1965-67
North, Robert E. 1948-51

O

O'Brien, Richard T. 1981-82
O'Connor, Dennis M. 1974
O'Hara, R.M. 1948
Ogawa, Elliott K.. 2007
Overton, R. Jahmal. 1997-00
Owen, Jerry L. 1967-69
Owings, Micah B.. 2003-04

P

Pabst, Arden L. J.. . . . 2014-present
Page, Bill (mgr) 1967-68
Palka, Daniel B. 2011-13
Papetti, Todd L. 1995, 97
Parker, Derrell A. 1970
Parham, William H., II 1986-88
Parker, Tyler K.. 2000-02
Parr, Benton L.. . . . . 2014-present
Parrott, Rhett M. 1999-01
Parry, Samuel H. 1961
Patterson, Eric S. 2002-04
Patton, Robert A. 1954-57
Payne, Daniel A., Jr.. 2005-07
Payne, Jeffrey C. 1965-67
Payton, Jason L. 1992-94
Pearce, Ronald E.. 1974-76
Peek, Norris L. 1965-66
Peeples, Joel T. 1979
Perry, Eric J. 1978-81
Perry, Jason K.. 2000-02
Perry, Philip A. 2000-02, 04
Petty, Claude . . . . . 1940's
Peurifoy, C. Ryan 2014-present
Phillips, Matthew A. . . 2014-present
Pisciotta, Marc G.. 1989-91
Pitman, Eddie 1938-39
Pitts, Cole G. 2012-present
Plagman, Anthony R. 2007-10
Poje, Coleman R. 2015-present
Poole, James R.. 1986-88
Poole, Sean D.. 2010
Pope, Cory. 2015
Pope, Mark D. 2009-11
Pope, Milton (mgr) 1952
Porter, Michael W. 1975-76
Potter, Dixon G. 1954-57
Prager, Berrie M (mgr) 1956-58
Prather, R. Scott. 1996-98
Price, Brian A. 2012
Price, Mallie L.. 1960-61
Pridgen, William H.. 1971-72
Priestley, Jerry M. 1965-66
Prince, Bryan N.. 1998-01
Puck, Larry 1966
Pye, William A.. 1976

R

Rademacher, Wade 1961-62
Randall, Walter T. 1958
Raper, Ronald A.. 1988-90
Rea, Delton G., Jr. 1965-67
Reagin, Harvey F.,II. 1971-74
Redford, David E. 1952-55
Redovian, James M., Jr. . . .1989-90
Remole, Clifton M. 2002-04
Reynolds, Michael L. 1988-91
Rhino, Chappell V. 1951-53
Rhino, Daniel V. 1975
Rhino, Randall P. 1972-75
Rigby, Bradley K. 1992-94
Ritter, Ryan N. 1993-95
Rizzo, Joseph G.. 1953
Robbins, Richard B. 1977-80
Robbins, Whitney L. 2004-06
Roberts, Jonathan D. 2011-14
Robertson, Jack E. 1958
Robinson, J. Andrew. 2007-10
Robinson, Glover (mgr) 1953-54
Robinson, Gregory C. 1980
Robinson, James C., Jr. . . .1964-66
Robinson, Ronnie L.. 2000
Roddy, Roger 1985-88
Roethlisberger, Kenneth T.. .1977-78
Rogers, Jimmy L.. 1953
Rogers, Joseph P.. 1970-72
Rogers, Stuart H. 1980-84
Rollins, Kevin P. 1998-99
Rose, Shane (tr) 1993-94
Rowland, Jeffrey D. 2008-10
Rucker, Donald G. 1980
Rulon, Bradley M.. 2005-08
Ryan, Zachary A. 2014-present
Rynders, R. Wesley. 1999-02

S

Sager, Brian. 2001
Saier, Matthew E.. 1994-95
Sailors, William C. 1953
Scharf, Ronald E. 1963-65
Scherer, Nicholas E. 2005-07
Schisler, Michael S. 1970-73
Schmidt, Kyle A.. 2002-03
Schniederjans, Benjamin J..2014-pres
Schoening, Henry W. 1947-50
Scott, William (mgr) 1952
Scruggs, Charles C. 1942-43
Sebree, Kenneth M. 1984
Sedbery, Eugene B. 1947-50
Selby, William E.. 1963-64
Self, Ryan K. 2003-05
Sermershiem, Michael F. . .1949-50
Shannon, Lance D.. 1995-96
Shaw, W. Mark. 1986
Shea, Jerome R. (mgr) 1988
Sheeter, Benjamin C. 1999-00
Sheffer, Powell. 1951
Sheffield, Charles R.. 2012-13
Shelton, G. Tanner . . . 2014-present
Shepherd, Danny R. 1973
Sheridan, Robert E., Jr.. . . 1960, 63
Shi, James D.,III. 1962-64
Shirilla, George 1981-85
Shiver, W. Todd. 1984-87
Shoop, J. Lynn 1998
Short, Thomas M. (mgr) . . .1960-61
Simmons, Kirk E. 1979-80
Simonds, Matthew M.. 2009-10
Sims, Jamie S.. 1982-85
Sineway, Ronald E.. 1949-50
Sitler, Carl L. 1984-87
Skinner, A. Chester, III 1972-73
Skole, Matthew T.. 2009-11
Slayden, Jeremy C. . . . 2002-03, 05
Smelter, DeAndre T. 2011-14
Smith, Fred (mgr) 1956
Smith, Forest 1941-43
Smith, James C.. 1946-49
Smith, James L., Jr. 1961
Smith, Josh (mgr). 2005-08
Smith, Michael C.. 1992-95
Smith, Patrick G. 1949
Smith, Ralph J. 1964
Smith, Thomas A.. 2012-15
Smith, Thomas G., Jr.. 1963-64
Solly, Daniel (mgr) 2004
Somoza, Andrew J. 1992
Sorrow, Michael F. 1969-72
Sorrow, Michael F., Jr. 1993-96
Spingola, Daniel C.. 2012-15
Stanford, Michael R.. 1982-84
Stanley, Robert E.. 1957
Stanley, Ryan C.. 2004-05
Stanton, Devin R. 2011-15
Stapleton, Charles M.. 1959
Steed, Richard E. 1970-73
Steele, Gary T. 1968-70
Stephens, Peter J. 1983-86
Stevens, James A. 1974
Stewart, C.R. 1948
Stewart, John H. 1985-86
Stiber, Scott (mgr) 1998-00
Stockton, Bradley T. 1998-01
Strange, Charles C. (mgr) . .1952-53
Street, Thomas G. 1972
Stuart, Bradley 1982-83
Stuetzer, Ryan R. 1996-97
Suarez, Daniel 1977-79
Swain, Matthew D.. 2000-03

T

Tarver, Michael R.. 1975
Taylor, Drew W. 2002
Taylor, Joseph W. 1956
Teed, David D. 1956
Teixeira, Mark C. 1999-01
Terrell, Bill 1930
Terry, Vincent J. 1955-57
Theodocian, Charles E.. 1960-61
Theodocion, Charles D.. 1953
Thieme, Richard L.. 1995-97
Thomas, James H, Jr.. 1995-97
Thomas, J. Brandon 2010-13
Thomas, Michael A. 1959-60
Thomas, Samuel W. 1973-75
Thomas, Terry 1957-58
Thompson, Charles E. 1960-61
Thompson, Jefferson B. . . .1947-50
Thompson, Jesse C.. 1999
Thompson, Tommy E.. 1978-81
Thompson, Young H. 1949-50
Thorsten, James S. 1979-81
Tinkoff, Ryan S. 2006, 2008
Todd, Joe D. 1982
Tomasovich, S. Michael. . . .1961-62
Tomasovich, Theodore J. . .1966-68
Toups, Leon H.. 1958-59
Toups, Roland M. 1958-59
Towery, Jimmy N.. 1956-58
Trapani, John David 1980-81
Trapani, Michael R.. 2003-06
Triplett, Christopher E. 2011
Trowbridge, Robert H., Jr. 1955
Tuggle, David L. 1974
Tumlin, Chester J., Jr.. 1963
Turner, Frank B. 1973-76
Turner, Jack G.. 2000
Turner, Ryan J.. 2004-07

U

Ussery, Jeffrey R. 2007-08, 2010-11

V

Vance, Cory W.. 1998-00
Vann, Ronald T. 1954, 56-57
Varitek, Jason A. 1991-94
Veazey, Norman D.. 1958-59
Vidic, John Michael 2005
Vittur, Charles D. 1967-68
Von Tersch, Zachary T. 2007-09

W

Wagner, Nicholas R.. 2002-04
Walker, Aaron S.. 2001-04
Walker, Howell C.. 1952
Walker, John A. 1980-81
Walker, Lewis W., Jr.. 1966-67
Walker, Wayne E. 1981
Wallace, Ronald D.. 1970
Waller, Edward (mgr) 1952
Walton, William H., Jr.. .1948-49, 51
Watchko, Jeffrey B. 2000-03
Waters, Philip A. (mgr) 1969-71
Watkins, Daniel E. 1979-82
Watts, Charles S. 1980
Weeman, Stephen K. 1966-67
Weisskopf, Josef C. 1982-83
West, Patrick H. 1978
White, Derrick L. 1985-88
Wickersham, Erskine B. (mgr) . 1963
Widell, Ralph A. 1949
Wieters, Matthew R.. 2005-07
Wiggins, David B.. 1990-91
Williams, Daniel (mgr) 2004
Williamson, William M. 1961-63
Willner, Robert C. 1995
Wilson, Kristopher K. 1995-97
Wilson, Jack 1959-60
Winn, Connor T. 2009-12
Wirth, Brian D. (mgr) 1989-91
Wise, Joseph B.. . . 1987-88, 90-91
Wiseman, Joseph D. . 2013-present
Wiseman, Patrick N.. . 2015-present
Wolff, Michael C. 1990-92
Wolkoff, Paul (tr) 1990-92
Wood, Blake D. 2004-06
Wood, Taylor A. 2008-11
Woodward, Greg D. 1981-83
Woodworth, Harry (mgr) . . .2005-07
Worthy, Cody A. 2015-present
Wren, Colby F. 2011-12
Wren, Kyle P. 2011-13
Wrigley, Jason C.. 1995-98
Wruble, Grant T.. . . . . 2013-present

Y

Yancey, Michael D.. 1982-85
Yankosky, L.J. 1994, 96-98
Yokley, E.C. (mgr) 1958-59
Young, Clyde A. 1951-53
Young, Eulis T. 1951-53
Young, Ryan D. 2015
Young, Simon D. 1997-99
Young, William J. 2013

Z

Zamora, Jesus G.. 1960
Zauderer, James A. 1974-75
Zimmer, Lawrence E. 1964-66

List compiled with records available

HISTORY

CAREER STATS OF SELECTED PLAYERS

JIMMY ADAMS, C

All-SEC Eastern Division, 1963

Year	G-GS	AB	R	H	Avg.	2B	3B	HR	RBI	SB
1963	23	76	12	22	.289	2	2	1	8	2
1964	24	94	16	24	.255	1	3	5	10	7
1965	30	105	22	27	.257	5	4	0	12	9
Total	**77**	**275**	**50**	**73**	**.265**	**8**	**9**	**6**	**30**	**18**

LANE AKERS, SS

All-SEC, 1956
Georgia Tech Hall of Fame, 1969

Year	G-GS	AB	R	H	Avg.	2B	3B	HR	RBI	SB
1954	22	89	17	27	.303	1	1	0	11	2
1955	24	99	33	35	.354	6	1	1	15	5
1956	23	81	18	26	.321	0	4	3	18	1
1957	28	110	29	38	.345	4	3	6	26	3
Total	**97**	**379**	**97**	**126**	**.332**	**11**	**9**	**10**	**70**	**11**

TOM ANGLEY, OF

Georgia Tech Hall of Fame, 1970

Year	G-GS	AB	R	H	Avg.	2B	3B	HR	RBI	SB
1925	21	83	—	35	.422	7	3	7	—	—
1926	26	100	—	50	.500	10	3	9	—	—
1927	28	108	—	42	.388	8	2	2	—	—
Total	**75**	**291**	**—**	**127**	**.436**	**25**	**8**	**18**	**—**	**—**

KYLE BAKKER, P

Second Team All-America, 2002
Second Team All-ACC, 2002, 2003

Year	G-GS	W-L	SV	ERA	IP	H	R	ER	BB	SO
2001	16-5	4-1	0	2.78	45.1	49	21	14	9	49
2002	19-19	13-2	0	3.14	134.2	132	58	47	24	115
2003	18-17	8-3	0	4.35	93	97	54	45	36	80
Total	**53-41**	**25-6**	**0**	**3.49**	**273**	**278**	**133**	**106**	**69**	**244**

TUCKER BARR, C/P

First Team All-ACC, 1995
Second Team All-ACC, 1996

Year	G-GS	AB	R	H	Avg.	2B	3B	HR	RBI	SB
1994	45-25	80	23	22	.275	5	0	0	16	0
1995	60-59	224	54	65	.290	15	1	14	70	1
1996	64-61	219	54	65	.297	13	1	12	42	5
Total	**169-145**	**523**	**131**	**152**	**.291**	**33**	**2**	**26**	**128**	**6**

Year	G-GS	W-L	SV	ERA	IP	H	R	ER	BB	SO
1994	24-1	1-1	2	3.32	38	30	18	14	10	44
1995	17-0	0-1	12	3.38	18.2	17	7	7	1	27
1996	7-0	1-1	3	5.79	4.2	4	5	3	3	3
Total	**48-1**	**2-3**	**17**	**3.52**	**61.1**	**51**	**30**	**24**	**14**	**74**

JASON BASIL, C/OF

First Team All-ACC, 2000
Second Team All-ACC, 2001
ACC Tournament MVP, 2000

Year	G-GS	AB	R	H	Avg.	2B	3B	HR	RBI	SB
1998	48-37	134	28	42	.313	11	1	3	27	3
1999	55-54	209	43	73	.349	18	0	8	56	5
2000	66-66	251	59	96	.382	25	2	15	83	8
2001	61-61	234	64	78	.333	12	0	14	64	8
Total	**230-218**	**828**	**194**	**289**	**.349**	**66**	**3**	**40**	**230**	**24**

JERRY BASS, P

All-Metro Conference, 1977
Georgia Tech Hall of Fame, 1983

Year	G-GS	W-L	SV	ERA	IP	H	R	ER	BB	SO
1974	11-7	7-1	0	3.90	55.1	50	34	24	35	42
1975	11-10	3-6	0	3.63	69.1	58	37	28	28	66
1976	14-10	2-4	—	5.48	65.2	79	51	40	29	65
1977	16-14	10-5	—	2.78	119.2	102	53	37	50	121
Total	**52-41**	**22-16**	**0**	**3.75**	**310**	**289**	**175**	**129**	**142**	**294**

STEVEN BLACKWOOD, OF

First Team All-ACC, 2005
Second Team All-ACC, 2004
Third Team Academic All-America, 2006

Year	G-GS	AB	R	H	Avg.	2B	3B	HR	RBI	SB
2003	53-27	116	33	41	.353	8	3	5	38	5
2004	65-61	256	71	92	.359	22	0	4	66	7
2005	60-60	241	61	81	.336	13	1	5	65	3
2006	64-62	255	55	69	.271	17	0	7	52	5
Total	**242-210**	**868**	**220**	**283**	**.326**	**60**	**4**	**21**	**221**	**20**

BUD BLEMKER, 1B/P

Second Team All-America, 1957
All-SEC, 1957, 1959
Georgia Tech Hall of Fame, 1970

Year	G-GS	AB	R	H	Avg.	2B	3B	HR	RBI	SB
1957	14	31	2	9	.290	1	1	1	5	0
1958	23	46	7	11	.239	4	0	1	10	0
1959	18	45	10	15	.333	0	2	2	8	0
Total	**55**	**122**	**19**	**35**	**.287**	**5**	**3**	**4**	**23**	**0**

Year	G-GS	W-L	SV	ERA	IP	H	R	ER	BB	SO
1957	13	8-0	-	1.36	72.2	47	13	11	28	72
1958	10	1-6	-	3.41	66.0	50	35	25	31	66
1959	12	9-3	-	1.99	95.0	59	29	21	28	54
Total	**35**	**18-9**	**-**	**2.20**	**233.2**	**156**	**77**	**57**	**87**	**192**

BRANDON BOGGS, OF

First Team All-ACC, 2004

Year	G-GS	AB	R	H	Avg.	2B	3B	HR	RBI	SB
2002	63-54	190	36	58	.305	17	0	0	35	7
2003	55-46	195	37	48	.246	8	2	9	38	11
2004	65-65	255	68	82	.322	14	1	9	58	11
Total	**183-165**	**640**	**141**	**188**	**.294**	**39**	**3**	**18**	**131**	**29**

MATTHEW BOGGS, UTL

Second Team Academic All-America, 2002

Year	G-GS	AB	R	H	Avg.	2B	3B	HR	RBI	SB
1998	51-38	126	34	39	.310	5	1	0	16	8
1999	57-56	206	56	65	.316	5	0	0	16	14
2001	56-56	206	56	71	.345	10	1	0	35	7
2002	63-63	234	52	85	.363	12	2	1	43	12
Total	**227-213**	**772**	**198**	**260**	**.337**	**32**	**4**	**1**	**110**	**41**

FRANK BOLICK, 3B

Freshman All-America, 1986

Year	G-GS	AB	R	H	Avg.	2B	3B	HR	RBI	SB
1986	67-67	238	72	82	.345	8	4	16	62	6
1987	15-15	46	26	17	.370	5	1	4	23	5
Total	**82-82**	**284**	**98**	**99**	**.349**	**13**	**5**	**20**	**85**	**11**

CAM BONIFAY, 3B

Honorable Mention All-America, 1971
Georgia Tech Hall of Fame, 1982

Year	G-GS	AB	R	H	Avg.	2B	3B	HR	RBI	SB
1971	37	136	22	55	.404	7	2	0	35	—
1972	29	108	25	40	.370	7	4	0	18	—
1973	28	86	17	28	.326	5	4	1	19	4
1974	37	132	42	48	.364	11	3	4	36	4
Total	**131**	**462**	**106**	**171**	**.370**	**30**	**13**	**5**	**108**	**8**

JED BRADLEY, P

Second Team All-ACC, 2010, 2011

Year	G-GS	W-L	SV	ERA	IP	H	R	ER	BB	SO
2009	12-8	2-3	0	6.65	44.2	54	36	33	17	49
2010	16-16	9-5	0	4.83	91.1	107	58	49	25	99
2011	16-16	7-3	0	3.49	98.0	89	47	38	31	106
Total	**44-40**	**18-11**	**0**	**4.62**	**234.0**	**250**	**141**	**120**	**73**	**254**

DARREN BRAGG, OF

Third Team All-America, 1990
Georgia Tech Hall of Fame, 2002

Year	G-GS	AB	R	H	Avg.	2B	3B	HR	RBI	SB
1988	43-13	59	11	12	.203	1	0	4	10	3
1989	63-63	213	74	69	.324	13	1	9	42	14
1990	71-70	239	61	95	.397	17	2	10	73	14
1991	65-65	227	86	74	.326	21	2	13	69	20
Total	**242-211**	**738**	**232**	**250**	**.339**	**52**	**5**	**36**	**194**	**51**

KEVIN BROWN, P

First Team All-America, 1986
Second Team All-ACC, 1986
Georgia Tech Hall of Fame, 1991

Year	G-GS	W-L	SV	ERA	IP	H	R	ER	BB	SO
1984	11-10	7-2	0	5.56	56.2	67	41	35	32	32
1985	19-18	10-6	0	3.94	137	146	76	60	45	95
1986	21-20	11-5	0	3.57	136	113	76	54	68	122
Total	**51-48**	**28-13**	**0**	**4.07**	**329.2**	**326**	**193**	**149**	**145**	**249**

ANDY BRUCE, 3B

Third Team All-America, 1990
First Team All-America, 1991
First Team All-ACC, 1989, 1990, 1991
ACC Player of the Year, 1991
Georgia Tech Hall of Fame, 2001

Year	G-GS	AB	R	H	Avg.	2B	3B	HR	RBI	SB
1988	29-11	57	8	9	.158	1	0	2	5	2
1989	64-64	257	60	86	.335	14	1	11	53	2
1990	71-71	267	58	97	.363	20	5	17	78	3
1991	64-64	249	67	86	.345	19	3	22	96	3
Total	**228-210**	**830**	**193**	**278**	**.335**	**54**	**9**	**52**	**232**	**10**

BRIAN BURKS, P

ACC Tournament MVP, 2003

Year	G-GS	W-L	SV	ERA	IP	H	R	ER	BB	SO
2001	26-0	4-1	2	4.08	35.1	42	28	16	14	22
2002	25-14	10-7	3	3.87	102.1	114	57	44	25	81
2003	23-2	5-1	8	3.92	57.1	49	31	25	13	50
2004	19-14	8-6	0	4.67	94.1	105	59	49	23	76
Total	**93-30**	**27-15**	**13**	**4.18**	**289.1**	**310**	**175**	**134**	**75**	**229**

SCOTT BYERS, 1B

Second Team All-ACC, 1996

Year	G-GS	AB	R	H	Avg.	2B	3B	HR	RBI	SB
1993	32-19	69	8	18	.261	8	0	1	11	0
1994	65-58	244	45	80	.328	17	2	8	49	1
1995	56-56	221	57	84	.380	25	0	7	59	2
1996	64-64	262	60	85	.324	20	1	15	62	1
Total	**217-197**	**796**	**170**	**267**	**.335**	**70**	**3**	**31**	**181**	**4**

RANDY CARROLL, 2B

Third Team All-America, 1965
Georgia Tech Hall of Fame, 1976

Year	G-GS	AB	R	H	Avg.	2B	3B	HR	RBI	SB
1965	30	117	24	44	.376	7	8	4	15	4
1966	29	109	21	36	.330	8	2	0	21	0
Total	**59**	**226**	**45**	**80**	**.354**	**15**	**10**	**4**	**36**	**4**

EDDIE CHAMBLESS, P

All-SEC, 1960

Year	G-GS	W-L	SV	ERA	IP	H	R	ER	BB	SO
1958	6	2-3	—	4.55	31.2	33	21	16	23	21
1959	12	5-2	—	3.05	62	59	29	21	28	54
1960	11	5-1	—	2.97	69.2	43	30	23	33	73
Total	**29**	**12-6**	**—**	**3.31**	**163.1**	**135**	**80**	**60**	**84**	**148**

RICHARD CONLIFF, C

All-SEC Eastern Division, 1962

Year	G-GS	AB	R	H	Avg.	2B	3B	HR	RBI	SB
1961	24	93	16	24	.258	2	0	1	10	1
1962	24	91	9	28	.308	2	0	1	15	1
1963	24	98	14	26	.265	3	2	3	16	0
Total	**72**	**282**	**39**	**78**	**.277**	**7**	**2**	**5**	**41**	**2**

DOUG CREEK, P

Georgia Tech Hall of Fame, 2001

Year	G-GS	W-L	SV	ERA	IP	H	R	ER	BB	SO
1988	16-16	9-4	0	4.60	94	87	57	48	63	88
1989	17-16	10-6	0	4.53	115.1	108	76	58	65	116
1990	20-19	11-4	0	3.71	126	116	73	52	52	126
1991	21-19	11-5	0	4.54	136.2	142	84	69	69	128
Total	**74-70**	**41-19**	**0**	**4.33**	**472**	**453**	**290**	**227**	**249**	**458**

BUTCH CROOK, P

Second Team All-America, 1966

Year	G-GS	W-L	SV	ERA	IP	H	R	ER	BB	SO
1966	8	1-6	-	3.46	52.0	27	23	20	48	61
Total	**8**	**1-6**	**-**	**3.46**	**52.0**	**27**	**23**	**20**	**48**	**61**

CHUCK CROWDER, P

First Team All-America, 1998
Third Team All-America, 1999
First Team All-ACC, 1999

Year	G-GS	W-L	SV	ERA	IP	H	R	ER	BB	SO
1996	22-14	10-5	0	4.30	92	87	51	44	39	98
1997	8-2	1-0	1	2.08	13	14	5	3	10	16
1998	20-19	12-4	0	3.03	124.2	105	56	42	56	133
1999	23-17	10-5	3	3.62	117	106	57	47	58	130
Total	**73-52**	**33-14**	**4**	**3.53**	**346.2**	**312**	**169**	**136**	**163**	**377**

CAREER STATS OF SELECTED PLAYERS

JAKE DAVIES, 1B/P

Honorable Mention, All-America, 2012
Second Team All-Atlantic Region, 2012
Second Team All-ACC, 2011, 2012
ACC Tournament MVP, 2012

Year	G-GS	AB	R	H	Avg.	2B	3B	HR	RBI	SB
2009	11-2	12	2	3	.250	0	0	1	2	0
2010	17-3	25	2	5	.200	1	0	0	3	0
2011	61-56	222	39	77	.347	13	1	5	35	0
2012	63-62	239	43	78	.326	11	0	14	73	0
Total	**152-123**	**498**	**86**	**163**	**.327**	**36**	**2**	**30**	**113**	**0**

Year	G-GS	W-L	SV	ERA	IP	H	R	ER	BB	SO
2009	27-0	3-0	0	3.54	28.0	24	12	11	16	25
2010	17-0	2-0	0	3.52	15.1	15	8	6	6	10
2011	1-0	0-0	0	0.00	0.1	0	0	0	0	0
2012	1-4	14-5	0	6.61	31.1	37	26	23	18	21
Total	**59-5**	**6-4**	**0**	**4.80**	**75.0**	**76**	**46**	**40**	**56**	**14**

CRAIG DAY, P

Georgia Tech Hall of Fame, 1962

Year	G-GS	W-L	SV	ERA	IP	H	R	ER	BB	SO
1903	1	0-1	—	—	—	—	—	—	—	—
1904	8	5-3	—	—	62+	—	—	—	—	67
1905	13	11-2	—	—	113	—	—	—	—	70
1906	11	8-2	—	—	93	—	—	—	—	66
Total	**33**	**24-8**	**—**	**—**	**268+**	**—**	**—**	**—**	**—**	**203**

DEREK DIETRICH, SS

National Freshman of the Year, 2008
Freshman All-America, 2008
Second Team All-ACC, 2008, 2009
ESPN CoSIDA Academic All-America, 2009, 2010
Third Team All-America, 2010
First Team All-ACC, 2010
ACC Scholar-Athlete of the Year, 2010

Year	G-GS	AB	R	H	Avg.	2B	3B	HR	RBI	SB
2008	62-62	238	53	79	.332	16	2	14	66	3
2009	58-58	225	61	70	.311	7	4	10	54	5
2010	62-62	240	68	84	.350	15	3	17	61	8
Total	**182-182**	**703**	**182**	**233**	**.331**	**38**	**9**	**41**	**181**	**16**

JEFF DISTASIO, 1B/P

Second Team All-ACC, 1986
ACC Tournament MVP, 1986

Year	G-GS	AB	R	H	Avg.	2B	3B	HR	RBI	SB
1983	31	69	19	22	.319	5	0	4	21	0
1984	3-3	10	1	3	.300	1	0	0	2	1
1985	49-38	142	33	42	.296	8	1	13	38	1
1986	61-60	243	51	80	.329	14	0	19	82	1
Total	**144-101**	**464**	**104**	**147**	**.317**	**28**	**1**	**36**	**143**	**3**

Year	G-GS	W-L	SV	ERA	IP	H	R	ER	BB	SO
1983	16-13	6-4	1	4.32	77.0	89	55	37	46	47
1984	5-5	4-0	0	4.18	28.0	23	15	13	24	29
1986	6-6	2-1	0	6.85	22.1	26	21	17	21	17
Total	**27-24**	**12-5**	**1**	**4.74**	**127.1**	**138**	**91**	**67**	**91**	**93**

DAVID DUNCAN, P

Second Team All-ACC, 2008

Year	G-GS	W-L	SV	ERA	IP	H	R	ER	BB	SO
2006	19-14	7-2	0	5.50	72.0	88	55	44	25	51
2007	16-16	7-4	0	3.72	104.0	106	48	43	30	86
2008	15-15	7-3	0	4.48	96.1	99	53	48	32	74
Total	**50-45**	**21-9**	**0**	**4.46**	**272.1**	**293**	**156**	**135**	**87**	**211**

DAVID ELDER, P

Honorable Mention All-America, 1996
Second Team All-ACC, 1997

Year	G-GS	W-L	SV	ERA	IP	H	R	ER	BB	SO
1995	23-12	10-5	0	6.98	89	102	73	69	62	64
1996	21-18	9-5	0	5.25	106.1	111	72	62	56	123
1997	22-12	9-4	1	3.44	96.2	96	63	37	42	96
Total	**66-42**	**28-14**	**1**	**5.18**	**292**	**309**	**208**	**168**	**160**	**283**

LARRY ELLIOTT, SS

NCAA All-District, 1971
Georgia Tech Hall of Fame, 1981

Year	G-GS	AB	R	H	Avg.	2B	3B	HR	RBI	SB
1970	24	96	16	26	.271	3	2	0	4	—
1971	37	143	35	59	.413	12	1	0	19	—
1972	31	116	36	42	.362	10	4	0	11	—
Total	**92**	**355**	**87**	**127**	**.358**	**25**	**7**	**0**	**34**	**—**

SCOTT ERWIN, P

Third Team All-America, 1988
All-Atlantic Region, 1988
Georgia Tech Hall of Fame, 2000

Year	G-GS	W-L	SV	ERA	IP	H	R	ER	BB	SO
1986	16-5	3-0	0	5.28	46	44	31	27	47	49
1987	10-5	3-1	0	6.21	29	30	20	20	20	30
1988	17-16	13-0	0	2.61	114	84	46	33	55	106
1989	12-11	6-2	0	3.39	61	49	29	23	59	51
Total	**55-37**	**25-3**	**0**	**3.71**	**250**	**207**	**126**	**103**	**181**	**236**

ZANE EVANS, C/P

Second Team All-America, 2013
National Finalist, Johnny Bench Award, 2013
First Team All-ACC, 2013
Freshman All-America, 2011

Year	G-GS	AB	R	H	Avg.	2B	3B	HR	RBI	SB
2011	58-58	226	34	61	.270	14	0	5	45	2
2012	59-59	224	23	66	.295	17	1	4	51	1
2013	64-64	244	47	88	.361	12	1	14	66	0
Total	**181-181**	**694**	**115**	**215**	**.310**	**43**	**2**	**23**	**163**	**3**

Year	G-GS	W-L	SV	ERA	IP	H	R	ER	BB	SO
2012	19-1	0-1	7	3.68	36.2	31	17	15	8	34
2013	14-0	2-2	3	3.38	21.1	20	9	8	14	15
Total	**33-1**	**2-3**	**10**	**3.57**	**58.0**	**51**	**26**	**23**	**22**	**49**

BUCK FARMER, P

First Team All-ACC, 2012, 2013
Second Team All-ACC, 2011
Semifinalist, National Pitcher of the Year, 2013

Year	G-GS	W-L	SV	ERA	IP	H	R	ER	BB	SO
2010	19-3	5-1	0	3.63	52.0	39	25	21	18	44
2011	16-16	11-3	0	2.82	108.1	95	47	34	31	106
2012	16-16	8-4	0	3.54	106.2	100	48	42	38	115
2013	17-17	9-5	0	2.78	113.1	100	42	35	35	122
Total	**68-52**	**33-13**	**0**	**3.12**	**380.1**	**334**	**162**	**132**	**121**	**387**

MARK FISCHER, OF

First Team All-America, 1997
Third Team All-America, 1996
All-Atlantic Region, 1997
First Team All-ACC, 1996
Second Team All-ACC, 1997
Georgia Tech Hall of Fame, 2008

Year	G-GS	AB	R	H	Avg.	2B	3B	HR	RBI	SB
1995	57-57	224	50	76	.339	12	7	4	56	5
1996	63-63	260	60	104	.400	23	5	14	66	8
1997	61-61	257	75	91	.354	10	7	24	98	17
Total	**181-181**	**741**	**185**	**271**	**.366**	**45**	**19**	**42**	**220**	**30**

CARLTON FLEMING, 2B

Second Team All-ACC, 1992
All-Atlantic Region, 1992

Year	G-GS	AB	R	H	Avg.	2B	3B	HR	RBI	SB
1990	65-63	245	67	83	.339	5	0	0	29	18
1991	66-66	268	62	92	.343	7	5	0	43	26
1992	64-64	249	67	89	.357	9	2	3	32	24
Total	**195-193**	**762**	**196**	**264**	**.346**	**21**	**7**	**3**	**104**	**68**

KEITH FLEMING, P

Georgia Tech Hall of Fame, 1991

Year	G-GS	W-L	SV	ERA	IP	H	R	ER	BB	SO
1983	26-1	5-1	3	3.91	50.2	59	33	22	46	50
1984	28-1	2-2	7	4.23	44.2	45	32	21	29	44
1985	21-13	10-4	3	4.67	104	126	60	54	36	81
1986	36-0	5-4	8	2.30	70.1	53	21	18	27	91
Total	**111-15**	**22-11**	**21**	**3.84**	**269.2**	**283**	**146**	**115**	**138**	**266**

MIKE FOWLER, OF/1B

Second Team All-ACC, 1987
ACC All-Tournament, 1987

Year	G-GS	AB	R	H	Avg.	2B	3B	HR	RBI	SB
1986	60-53	215	48	76	.353	18	1	15	61	5
1987	65-65	259	84	99	.382	25	1	18	87	19
Total	**125-118**	**474**	**132**	**175**	**.369**	**43**	**2**	**33**	**148**	**24**

NOMAR GARCIAPARRA, SS

First Team All-America, 1993, 1994
First Team All-ACC, 1993, 1994
GTE Academic All-America, 1993, 1994
Georgia Tech Hall of Fame, 2004

Year	G-GS	AB	R	H	Avg.	2B	3B	HR	RBI	SB
1992	61-60	226	45	82	.363	18	2	3	51	25
1993	49-47	172	39	51	.297	14	1	4	42	8
1994	64-62	274	92	117	.427	26	11	16	73	33
Total	**174-169**	**672**	**176**	**250**	**.372**	**58**	**14**	**23**	**166**	**66**

PETE GEIST, UTL

All-Atlantic Region, 1984
Second Team All-ACC, 1985

Year	G-GS	AB	R	H	Avg.	2B	3B	HR	RBI	SB
1983	51	191	52	67	.351	8	4	7	45	2
1984	55-55	225	68	79	.351	14	4	16	66	6
1985	42-37	152	41	53	.349	19	2	7	35	3
Total	**148-92+**	**568**	**161**	**199**	**.350**	**41**	**10**	**30**	**146**	**11**

JOHN GHER, OF/3B

All-SEC, 1962

Year	G-GS	AB	R	H	Avg.	2B	3B	HR	RBI	SB
1960	25	79	23	18	.228	2	1	1	14	2
1961	24	88	18	21	.239	3	2	1	17	2
1962	24	91	17	29	.319	5	5	1	21	9
Total	**73**	**258**	**58**	**68**	**.264**	**10**	**8**	**3**	**52**	**13**

JIM GIULIANI, OF

All-Metro Conference, 1976

Year	G-GS	AB	R	H	Avg.	2B	3B	HR	RBI	SB
1974	33	128	13	28	.219	7	0	0	14	0
1975	29	105	26	32	.305	9	2	1	26	1
1976	34	123	24	45	.366	22	0	1	30	3
Total	**96**	**356**	**63**	**105**	**.295**	**38**	**2**	**2**	**70**	**4**

AL GOGOLIN, P

Honorable Mention All-America, 1994

Year	G-GS	W-L	SV	ERA	IP	H	R	ER	BB	SO
1992	11-3	3-0	0	2.37	30.1	32	18	8	16	24
1993	16-14	8-1	0	2.75	88.1	69	36	27	31	77
1994	24-20	12-3	0	3.49	139.1	137	69	54	60	124
Total	**51-37**	**23-4**	**0**	**3.10**	**258**	**238**	**123**	**89**	**107**	**225**

TYLER GREENE, SS

First Team All-America, 2005
Freshman All-America, 2003
First Team All-ACC, 2005
ACC Tournament MVP, 2005
Georgia Tech Hall of Fame, 2015

Year	G-GS	AB	R	H	Avg.	2B	3B	HR	RBI	SB
2003	61-61	228	48	72	.316	8	2	8	43	19
2004	64-64	256	55	70	.273	18	1	7	52	16
2005	61-61	269	76	100	.372	15	3	12	72	31
Total	**186-186**	**753**	**179**	**242**	**.321**	**41**	**6**	**27**	**167**	**66**

TY GRIFFIN, 2B

First Team All-America, 1988
First Team All-ACC, 1987, 1988
ACC Tournament MVP, 1988
Golden Spikes Award Finalist, 1988
Georgia Tech Hall of Fame, 1994

Year	G-GS	AB	R	H	AVG	2B	3B	HR	RBI	SB
1986	64-61	248	69	74	.298	9	1	1	23	50
1987	62-62	258	70	91	.353	19	0	7	40	39
1988	68-68	261	81	90	.345	16	8	14	68	38
Total	**194-191**	**767**	**220**	**255**	**.332**	**44**	**9**	**22**	**131**	**127**

WELDON HENLEY, P

Year	G-GS	W-L	SV	ERA	IP	H	R	ER	BB	SO
1900	4-3	2-1	—	0.00	30	9	—	0	—	43
1901	8-8	6-2	—	—	63	—	—	—	—	68+
Total	**12-11**	**8-3**	**—**	**—**	**93**	**9+**	**—**	**—**		**111+**

BRANDON HENSLEY, 3B

First Team All-ACC, 1995

Year	G-GS	AB	R	H	Avg.	2B	3B	HR	RBI	SB
1992	56-51	182	25	53	.291	12	4	2	34	0
1993	61-60	221	35	67	.303	11	1	4	37	2
1994	67-67	270	59	94	.348	18	3	10	65	1
1995	58-57	208	56	67	.322	13	1	7	48	1
Total	**242-235**	**881**	**175**	**281**	**.319**	**54**	**9**	**23**	**184**	**4**

CAREER STATS OF TECH'S TOP PLAYERS

WES HODGES, 3B

First Team All-ACC, 2005
Second Team All-ACC, 2006

Year	G-GS	AB	R	H	Avg.	2B	3B	HR	RBI	SB
2004	46-45	184	41	56	.304	16	1	4	31	7
2005	63-63	267	67	106	.397	18	0	9	51	3
2006	58-57	219	49	72	.329	20	0	11	68	0
Total	**167-165**	**670**	**157**	**234**	**.349**	**54**	**1**	**24**	**150**	**10**

HEATH HONEYCUTT, 3B

Third Team All-America, 1998
Second Team All-ACC, 1998

Year	G-GS	AB	R	H	Avg.	2B	3B	HR	RBI	SB
1996	28-8	42	7	14	.333	2	0	0	7	9
1997	61-61	249	52	86	.345	13	5	2	50	17
1998	63-63	258	70	95	.368	18	2	14	71	13
Total	**152-132**	**549**	**129**	**195**	**.355**	**33**	**7**	**16**	**128**	**39**

JAY HOOD, SS

Second Team All-ACC, 1998

Year	G-GS	AB	R	H	Avg.	2B	3B	HR	RBI	SB
1996	64-64	268	43	74	.276	11	1	8	46	2
1997	34-34	141	39	48	.340	8	2	4	31	2
1998	49-49	203	44	65	.320	21	1	10	43	1
Total	**147-147**	**612**	**126**	**187**	**.306**	**40**	**4**	**22**	**120**	**5**

MIKE HOSTETLER, P

Third Team All-America, 1990
Second Team All-ACC, 1989
First Team All-ACC, 1990
Georgia Tech Hall of Fame, 2001

Year	G-GS	W-L	SV	ERA	IP	H	R	ER	BB	SO
1989	33-0	3-5	11	4.93	49.1	44	35	27	21	52
1990	18-18	12-4	0	2.76	130.1	111	61	40	37	97
1991	21-12	7-8	1	3.93	103.0	111	60	45	38	93
Total	**72-30**	**22-17**	**12**	**3.57**	**282.2**	**266**	**156**	**112**	**96**	**242**

RICCARDO INGRAM, OF/1B

First Team All-America, 1987
ACC Player of the Year, 1987
ACC Athlete of the Year, 1987
Georgia Tech Hall of Fame, 1995

Year	G-GS	AB	R	H	Avg.	2B	3B	HR	RBI	SB
1986	66-60	234	41	72	.308	9	3	10	48	7
1987	65-64	237	93	101	.426	21	3	17	99	17
Total	**131-124**	**471**	**134**	**173**	**.367**	**30**	**6**	**27**	**147**	**24**

GEORGE INMAN, C

All-SEC, 1959, 1960
Georgia Tech Hall of Fame, 1979

Year	G-GS	AB	R	H	Avg.	2B	3B	HR	RBI	SB
1959	26	94	22	26	.277	4	3	4	24	1
1960	24	86	29	31	.360	2	2	7	24	1
Total	**50**	**180**	**51**	**57**	**.317**	**6**	**5**	**11**	**48**	**2**

SCOTT JORDAN, OF

Third Team All-America, 1985
First Team All-ACC, 1984, 1985
ACC Tournament MVP, 1985
Georgia Tech Hall of Fame, 1990

Year	G-GS	AB	R	H	Avg.	2B	3B	HR	RBI	SB
1982	37	129	33	42	.326	7	1	5	32	7
1983	52	201	68	74	.368	9	5	5	38	36
1984	52-52	206	75	84	.408	17	2	14	57	31
1985	61-60	226	77	94	.416	13	2	12	49	40
Total	**202-112+**	**762**	**253**	**294**	**.386**	**46**	**10**	**36**	**176**	**114**

ROGER KAISER, OF

All-SEC, 1959
Georgia Tech Hall of Fame, 1966

Year	G-GS	AB	R	H	Avg.	2B	3B	HR	RBI	SB
1959	28	110	23	41	.373	6	4	4	32	2
1960	16	66	16	21	.318	0	1	3	17	3
1961	23	95	12	29	.305	5	2	1	12	4
Total	**67**	**271**	**51**	**91**	**.336**	**11**	**7**	**8**	**61**	**9**

ROGER KINARD, P

Second Team All-ACC, 1987

Year	G-GS	W-L	SV	ERA	IP	H	R	ER	BB	SO
1984	9-0	1-1	1	6.19	16	19	17	11	16	22
1985	13-12	5-2	0	4.84	70.2	62	47	38	47	68
1986	18-18	8-4	0	4.06	106.1	86	57	48	71	71
1987	20-20	12-3	0	3.81	130	119	62	55	66	111
Total	**60-50**	**26-10**	**1**	**4.24**	**323**	**286**	**183**	**152**	**200**	**272**

JEFF KINDEL, OF/P

Second Team All-ACC, 2005, 2006

Year	G-GS	AB	R	H	Avg.	2B	3B	HR	RBI	SB
2002	1-0	1	0	1	1.000	0	0	0	0	0
2004	5-0	5	0	2	.400	0	0	0	1	0
2005	62-58	220	50	79	.359	23	1	6	65	2
2006	68-68	273	77	92	.337	18	1	14	55	0
Total	**136-126**	**499**	**127**	**174**	**.349**	**41**	**2**	**20**	**121**	**2**

Year	G-GS	W-L	SV	ERA	IP	H	R	ER	BB	SO
2002	15-0	1-0	0	3.52	15.1	13	7	6	10	33
Total	**15-0**	**1-0**	**0**	**3.52**	**15.1**	**13**	**7**	**6**	**10**	**33**

RICHARD LEWIS, 2B/SS

Second Team All-America, 2000
First Team All-ACC, 2000
Second Team All-ACC, 2001
Georgia Tech Hall of Fame, 2013

Year	G-GS	AB	R	H	Avg.	2B	3B	HR	RBI	SB
1999	47-39	148	26	50	.338	3	0	1	14	7
2000	65-65	274	79	109	.398	17	3	4	52	10
2001	61-61	266	77	100	.376	13	6	11	64	11
Total	**173-165**	**688**	**182**	**259**	**.376**	**33**	**9**	**16**	**130**	**28**

RICK LOCKWOOD, 3B/SS

First Team All-ACC, 1982-83
Georgia Tech Hall of Fame, 1989

Year	G-GS	AB	R	H	Avg.	2B	3B	HR	RBI	SB
1980	23	79	14	24	.304	2	1	4	17	1
1981	36	141	31	51	.362	6	3	7	24	3
1982	49	180	42	66	.367	13	0	10	55	14
1983	53	201	62	70	.348	19	0	12	67	16
Total	**161**	**601**	**149**	**211**	**.351**	**40**	**4**	**33**	**163**	**34**

ANTHONY MAISANO, 1B

Third Team All-America, 1990
First Team All-ACC, 1989, 1990

Year	G-GS	AB	R	H	Avg.	2B	3B	HR	RBI	SB
1989	63-63	218	45	72	.330	14	0	12	59	0
1990	64-59	214	47	69	.322	10	0	25	62	0
Total	**127-122**	**432**	**92**	**141**	**.326**	**24**	**0**	**37**	**121**	**0**

BOBBY McCAULEY, UTL

All-SEC, 1955
Georgia Tech Hall of Fame, 1975

Year	G-GS	AB	R	H	Avg.	2B	3B	HR	RBI	SB
1952	—	31	3	5	.161	2	0	0	0	—
1953	13	54	7	11	.204	1	0	2	7	2
1954	23	84	26	35	.417	4	1	2	16	8
1955	24	95	23	33	.347	3	1	11	33	1
Total	**60**	**264**	**59**	**84**	**.318**	**10**	**2**	**15**	**56**	**11**

WALT McCONNELL, UTL

First Team All-ACC, 1985
Georgia Tech Hall of Fame, 1993

Year	G-GS	AB	R	H	Avg.	2B	3B	HR	RBI	SB
1983	46	161	47	53	.329	8	2	9	51	5
1984	52-50	189	43	55	.291	12	2	6	49	4
1985	60-60	224	56	80	.357	12	0	10	72	6
Total	**158-110+**	**574**	**146**	**188**	**.328**	**32**	**4**	**25**	**172**	**15**

DECK McGUIRE, P

First Team Freshman All-America, 2008
ACC Pitcher of the Year, 2009
First Team All-ACC, 2009, 2010
First Team All-America, 2009
Third Team All-America, 2010

Year	G-GS	W-L	SV	ERA	IP	H	R	ER	BB	SO
2008	17-13	8-1	0	3.46	78.0	70	35	30	32	70
2009	16-16	11-2	0	3.50	100.1	85	51	39	41	118
2010	16-16	9-4	0	2.95	112.2	94	44	37	33	118
Total	**49-45**	**28-7**	**0**	**3.2**						
8	**291.0250**	**130**	**106**	**106**	**306**					

ERIC McQUEEN, C

Second Team All-ACC, 1999

Year	G-GS	AB	R	H	Avg.	2B	3B	HR	RBI	SB
1996	23-12	47	7	12	.255	2	0	1	7	1
1997	55-55	206	47	65	.316	7	3	8	46	11
1998	53-52	198	48	59	.298	16	1	15	57	10
1999	56-56	216	44	68	.315	10	1	11	37	11
Total	**187-175**	**667**	**146**	**204**	**.306**	**35**	**5**	**35**	**147**	**33**

JOHNNY MENGER, 3B

All-SEC, 1957
Georgia Tech Hall of Fame, 1970

Year	G-GS	AB	R	H	Avg.	2B	3B	HR	RBI	SB
1954	17	61	14	16	.262	0	1	1	12	3
1955	22	90	23	23	.256	7	2	2	18	5
1956	23	98	25	26	.265	2	0	11	7	4
1957	25	93	29	37	.398	4	2	2	14	8
Total	**87**	**342**	**91**	**102**	**.298**	**13**	**5**	**16**	**51**	**20**

VICTOR MENOCAL, SS/P

First Team All-Atlantic Region, 2001
Atlanta Regional MVP, 2002

Year	G-GS	AB	R	H	Avg.	2B	3B	HR	RBI	SB
1999	50-48	149	20	29	.195	3	0	1	19	2
2000	66-66	280	66	92	.329	13	1	3	39	9
2001	60-60	268	71	102	.381	18	1	4	51	7
2002	67-67	282	63	104	.369	20	2	2	49	8
Total	**243-241**	**979**	**220**	**327**	**.334**	**54**	**4**	**10**	**158**	**26**

Year	G-GS	W-L	SV	ERA	IP	H	R	ER	BB	SO
2002	10-0	0-0	2	1.93	9.1	7	4	2	3	5
Total	**10-0**	**0-0**	**2**	**1.93**	**9.1**	**7**	**4**	**2**	**3**	**5**

JEFF MONS, C

Freshman All-America, 1984

Year	G-GS	AB	R	H	Avg.	2B	3B	HR	RBI	SB
1984	52-50	184	38	52	.283	7	1	5	35	0
1985	55-51	166	38	42	.253	5	1	7	26	0
1986	45-44	146	16	29	.199	7	0	3	17	0
Total	**152-145**	**496**	**92**	**123**	**.248**	**19**	**2**	**15**	**78**	**0**

LARRY MORRIS, C/OF

All-SEC, 1954
Georgia Tech Hall of Fame, 1959

Year	G-GS	AB	R	H	Avg.	2B	3B	HR	RBI	SB
1953	11	40	4	10	.250	0	0	1	5	2
1954	21	70	18	26	.371	6	0	5	25	3
1955	24	97	27	29	.299	2	1	5	25	9
Total	**56**	**207**	**49**	**65**	**.314**	**8**	**1**	**11**	**55**	**14**

LUKE MURTON, OF

Third Team All-America, 2009
First Team All-ACC, 2009
First Team All-Atlantic Region, 2009

Year	G-GS	AB	R	H	Avg.	2B	3B	HR	RBI	SB
2006	55-42	171	42	58	.339	10	0	6	44	6
2007	56-55	226	32	54	.239	14	3	9	43	3
2008	56-52	211	41	70	.332	25	0	12	51	3
2009	58-58	206	64	73	.354	12	1	20	63	4
Total	**225-207**	**814**	**179**	**212**	**.338**	**61**	**4**	**47**	**201**	**16**

MATT MURTON, OF

Second Team All-ACC, 2002, 2003

Year	G-GS	AB	R	H	Avg.	2B	3B	HR	RBI	SB
2001	47-38	161	43	62	.385	14	1	7	35	3
2002	64-63	250	62	86	.344	16	1	10	58	20
2003	62-62	246	64	74	.301	10	3	13	56	19
Total	**173-163**	**657**	**169**	**222**	**.338**	**40**	**5**	**30**	**149**	**42**

STEVE NEWBERN, OF

Second Team All-ACC, 1985

Year	G-GS	AB	R	H	Avg.	2B	3B	HR	RBI	SB
1982	49	185	49	60	.324	7	4	11	42	16
1983	50	183	59	63	.344	11	0	2	20	26
1984	55-55	208	68	69	.332	14	2	7	37	30
1985	59-59	239	74	92	.385	16	9	8	46	15
Total	**213-114+**	**815**	**250**	**284**	**.348**	**48**	**15**	**28**	**145**	**87**

CAREER STATS OF TECH'S TOP PLAYERS

GARY NEWSOM, 2B

First Team All-ACC, 1982
Second Team All-ACC, 1980, 1981
Georgia Tech Hall of Fame, 1992

Year	G-GS	AB	R	H	Avg.	2B	3B	HR	RBI	SB
1980	26	103	19	31	.301	2	0	8	22	5
1981	38	140	29	38	.271	5	0	4	25	11
1982	49	185	49	60	.324	7	4	11	42	16
Total	**113**	**428**	**97**	**129**	**.301**	**14**	**4**	**23**	**89**	**32**

DANIEL PALKA, OF/P

First Team All-America, 2013
First Team All-ACC, 2013
Second Team All-ACC, 2012

Year	G-GS	AB	R	H	Avg.	2B	3B	HR	RBI	SB
2011	63-60	232	41	69	.297	18	3	12	52	3
2012	64-64	238	44	72	.303	19	2	12	47	6
2013	62-62	237	55	81	.342	13	3	17	66	6
Total	**189-186**	**707**	**140**	**222**	**.314**	**50**	**8**	**41**	**165**	**15**

Year	G-GS	W-L	SV	ERA	IP	H	R	ER	BB	SO
2012	5-0	0-0	0	0.00	4.1	0	1	0	3	6
2013	8-0	2-1	0	0.69	13.0	6	1	1	3	11
Total	**13-0**	**2-1**	**0**	**0.52**	**17.1**	**6**	**2**	**1**	**6**	**17**

BILLY PARHAM, 1B

Second Team All-ACC, 1987

Year	G-GS	AB	R	H	Avg.	2B	3B	HR	RBI	SB
1986	44-21	97	20	32	.330	4	0	4	22	0
1987	63-61	230	61	75	.326	18	0	18	69	3
1988	68-68	264	62	88	.333	14	0	20	73	8
Total	**175-150**	**591**	**143**	**195**	**.330**	**36**	**0**	**42**	**164**	**11**

TYLER PARKER, C

Second Team All-ACC, 2002

Year	G-GS	AB	R	H	Avg.	2B	3B	HR	RBI	SB
2000	53-47	185	32	44	.238	8	0	11	41	5
2001	16-12	52	13	17	.327	5	0	1	16	3
2002	65-64	258	57	80	.310	19	4	11	59	13
Total	**134-123**	**495**	**102**	**141**	**.285**	**32**	**4**	**23**	**116**	**21**

ERIC PATTERSON, 2B

First Team All-ACC, 2002, 2003, 2004
Third Team All-America, 2002

Year	G-GS	AB	R	H	Avg.	2B	3B	HR	RBI	SB
2002	67-65	260	73	90	.346	14	3	3	40	41
2003	59-59	248	56	68	.274	11	4	2	35	35
2004	65-64	264	76	86	.326	11	5	9	49	48
Total	**191-188**	**772**	**205**	**244**	**.316**	**36**	**12**	**14**	**124**	**124**

DANNY PAYNE, OF

Third Team All-America, 2007
First Team All-ACC, 2006, 2007

Year	G-GS	AB	R	H	Avg.	2B	3B	HR	RBI	SB
2005	64-64	261	77	74	.284	11	2	3	40	24
2006	43-43	180	56	64	.356	14	1	11	44	20
2007	56-56	219	68	81	.370	20	3	4	36	20
Total	**163-163**	**660**	**201**	**219**	**.332**	**45**	**6**	**18**	**120**	**64**

JAY PAYTON, OF

Consensus First Team All-America, 1994
First Team All-Atlantic Coast Conference, 1994
Second Team All-Atlantic Coast Conference, 1993
Georgia Tech Hall of Fame, 2005

Year	G-GS	AB	R	H	Avg.	2B	3B	HR	RBI	SB
1992	62-60	248	46	75	.302	12	6	2	27	12
1993	61-61	240	61	83	.346	12	12	14	64	23
1994	67-67	297	78	129	.434	27	4	20	102	8
Total	**190-188**	**785**	**185**	**287**	**.366**	**51**	**22**	**36**	**193**	**43**

JIM POOLE, P

First Team All-ACC, 1987, 1988
Georgia Tech Hall of Fame, 1997

Year	G-GS	W-L	SV	ERA	IP	H	R	ER	BB	SO
1985	6-0	0-0	0	6.43	7	8	5	5	6	9
1986	31-1	2-0	3	4.62	39	36	24	20	22	51
1987	38-0	4-1	10	3.42	71	53	29	27	32	90
1988	45-0	4-4	9	2.03	71	62	33	16	40	113
Total	**120-1**	**10-5**	**22**	**3.26**	**188**	**159**	**91**	**68**	**100**	**263**

MARK POPE, P

First Team All-ACC, 2011
Second Team All-America, 2011

Year	G-GS	W-L	SV	ERA	IP	H	R	ER	BB	SO
2009	25-0	5-1	8	6.00	27.0	32	21	18	16	27
2010	13-11	8-1	1	3.78	78.2	90	37	33	13	73
2011	16-16	11-4	0	1.74	113.2	91	28	22	24	88
Total	**54-27**	**24-6**	**9**	**3.00**	**219.1**	**213**	**86**	**73**	**53**	**188**

TONY PLAGMAN, 1B

Third Team All-America, 2010
First Team All-ACC, 2010
Second Team All-ACC, 2009

Year	G-GS	AB	R	H	Avg.	2B	3B	HR	RBI	SB
2007	53-45	154	32	42	.273	11	0	2	23	3
2008	62-58	219	51	67	.306	11	1	16	45	3
2009	58-58	246	59	87	.354	18	2	16	73	4
2010	62-62	239	66	86	.360	16	2	21	78	8
Total	**253-223**	**858**	**107**	**282**	**.329**	**56**	**5**	**55**	**219**	**18**

SCOTT PRATHER, P/OF

Third Team All-America, 1998
Second Team All-ACC, 1998

Year	G-GS	W-L	SV	ERA	IP	H	R	ER	BB	SO
1996	21-4	5-2	1	5.89	44.1	52	33	29	27	56
1997	19-5	3-1	0	8.26	40.1	50	39	37	26	43
1998	16-11	3-4	1	6.03	77.2	87	56	52	45	98
Total	**56-20**	**11-7**	**2**	**6.54**	**162.1**	**189**	**128**	**118**	**98**	**197**

Year	G-GS	AB	R	H	Avg.	2B	3B	HR	RBI	SB
1997	58-56	204	56	68	.333	13	0	9	62	4
1998	56-53	203	51	66	.325	21	0	12	43	1
Total	**114-109**	**407**	**107**	**134**	**.329**	**34**	**0**	**21**	**105**	**5**

BRYAN PRINCE, C

First Team All-ACC, 2000, 2001
Georgia Tech Hall of Fame, 2014

Year	G-GS	AB	R	H	Avg.	2B	3B	HR	RBI	SB
1998	49-44	172	41	58	.337	11	0	5	38	3
1999	38-32	122	26	38	.311	5	0	5	38	1
2000	64-64	256	59	99	.387	21	0	8	77	1
2001	59-58	238	54	83	.349	16	0	6	63	1
Total	**210-198**	**788**	**180**	**278**	**.353**	**53**	**0**	**24**	**216**	**6**

H.F. REAGIN, OF

Georgia Tech Hall of Fame, 1983

Year	G-GS	AB	R	H	Avg.	2B	3B	HR	RBI	SB
1971	32	99	11	11	.111	1	0	2	7	—
1972	20	54	5	9	.167	2	0	1	5	—
1973	28	88	8	22	.250	6	1	3	15	3
1974	36	132	22	40	.303	6	1	3	40	1
Total	**116**	**373**	**46**	**82**	**.220**	**15**	**2**	**9**	**67**	**4**

BOBBY REEVES, SS

Georgia Tech Hall of Fame, 1985

Year	G-GS	AB	R	H	Avg.	2B	3B	HR	RBI	SB
1924	22	84	—	24	.286	2	1	4	—	—
1925	14	57	—	18	.316	3	3	1	—	—
1926	26	109	—	44	.404	7	8	10	—	—
Total	**62**	**250**	**—**	**86**	**.344**	**12**	**12**	**15**	**—**	**—**

CLIFTON REMOLE, 1B/OF

Second Team All-ACC, 2004

Year	G-GS	AB	R	H	Avg.	2B	3B	HR	RBI	SB
2002	53-40	152	25	43	.283	3	0	4	34	2
2003	57-56	220	47	71	.323	14	0	4	42	1
2004	65-63	259	47	89	.344	15	2	4	56	5
Total	**175-159**	**631**	**119**	**203**	**.322**	**32**	**2**	**12**	**132**	**8**

CHAPPELL RHINO, UTL

All-SEC, 1951, 1953
Georgia Tech Hall of Fame, 1974

Year	G-GS	AB	R	H	Avg.	2B	3B	HR	RBI	SB
1951	—No Stats Available—									
1952	—	75	12	14	.187	1	3	0	16	—
1953	**21**	**86**	**13**	**20**	**.233**	**3**	**2**	**0**	**9**	**0**

Year	G-GS	W-L	SV	ERA	IP	H	R	ER	BB	SO
1951	—No Stats Available—									
1952	6	3-2	—	—	43.2	—	—	—	—	—
1953	**8**	**5-1**	**—**	**—**	**46.2**	**41**	**27**	**—**	**14**	**29**

BRAD RIGBY, P

First Team All-America, 1994
Second Team All-America, 1993
First Team All-ACC, 1993
Georgia Tech Hall of Fame, 2006

Year	G-GS	W-L	SV	ERA	IP	H	R	ER	BB	SO
1992	17-17	8-3	0	2.94	98	83	50	32	46	81
1993	17-17	13-1	0	2.46	98.2	57	33	27	56	132
1994	24-21	14-4	0	3.46	143	104	62	55	74	184
Total	**58-55**	**35-8**	**0**	**3.02**	**339.2**	**244**	**145**	**114**	**176**	**397**

RYAN RITTER, 2B/OF

Second Team All-America, 1995
First Team All-ACC, 1995

Year	G-GS	AB	R	H	Avg.	2B	3B	HR	RBI	SB
1993	55-51	200	41	66	.330	8	4	6	37	5
1994	53-45	178	46	53	.298	8	3	8	32	9
1995	59-59	256	76	98	.383	12	4	20	69	6
Total	**167-155**	**634**	**163**	**217**	**.342**	**28**	**11**	**34**	**138**	**20**

RICHARD ROBBINS, OF

All-Metro Conference, 1977

Year	G-GS	AB	R	H	Avg.	2B	3B	HR	RBI	SB
1977	29	93	16	23	.247	5	1	2	18	3
1978	29	112	17	31	.277	3	2	5	27	4
1979	27	100	24	27	.270	6	3	2	17	2
1980	20	73	11	17	.233	2	1	1	6	1
Total	**105**	**378**	**68**	**98**	**.259**	**16**	**7**	**10**	**68**	**10**

MATT SAIER, OF/P

First Team All-ACC, 1995

Year	G-GS	AB	R	H	Avg.	2B	3B	HR	RBI	SB
1994	48-27	107	28	20	.187	3	0	2	16	2
1995	53-25	92	25	35	.380	7	0	5	16	3
Total	**101-52**	**199**	**53**	**55**	**.276**	**10**	**0**	**7**	**32**	**5**

Year	G-GS	W-L	SV	ERA	IP	H	R	ER	BB	SO
1994	4-1	1-1	0	7.59	10.2	15	9	9	6	9
1995	25-4	7-1	2	5.18	81.2	86	54	47	40	76
Total	**29-5**	**8-2**	**2**	**5.46**	**92.1**	**101**	**63**	**56**	**46**	**85**

MIKE SCHISLER, P

Georgia Tech Hall of Fame, 1980

Year	G-GS	W-L	SV	ERA	IP	H	R	ER	BB	SO
1970	9-2	2-0	—	1.72	36.2	28	8	7	10	42
1971	12-9	8-0	—	2.53	67.2	56	22	19	29	65
1972	10-7	3-3	—	2.41	56	51	25	15	18	40
1973	11-10	9-0	—	1.36	86.1	80	24	13	19	69
Total	**42-28**	**22-3**	**—**	**1.97**	**246.2**	**215**	**79**	**54**	**76**	**216**

TODD SHIVER, P

ACC Tournament MVP, 1987
Georgia Tech Hall of Fame, 1999

Year	G-GS	W-L	SV	ERA	IP	H	R	ER	BB	SO
1984	20-4	4-0	0	5.13	52.2	54	39	30	45	43
1985	13-0	1-0	0	7.36	18.1	16	19	15	21	16
1986	16-16	8-5	0	4.94	102	109	70	56	84	68
1987	16-16	10-3	0	3.99	103.2	101	58	46	49	82
Total	**65-36**	**23-8**	**0**	**4.78**	**276.2**	**280**	**186**	**147**	**199**	**209**

JAMIE SIMS, SS/OF

Second Team All-ACC, 1985

Year	G-GS	AB	R	H	Avg.	2B	3B	HR	RBI	SB
1982	27	114	18	31	.272	6	1	3	19	5
1983	45	162	37	59	.364	17	1	10	46	8
1984	49-48	198	47	74	.374	10	1	12	50	15
1985	51-50	196	45	59	.301	13	0	9	49	13
Total	**172-98+**	**670**	**147**	**223**	**.333**	**46**	**3**	**34**	**164**	**41**

CARL SITLER, UTL

Year	G-GS	AB	R	H	Avg.	2B	3B	HR	RBI	SB
1984	36-21	91	27	33	.363	7	4	3	21	0
1985	61-58	240	43	73	.304	14	2	4	44	3
1986	44-35	138	31	35	.254	8	1	6	28	3
1987	61-48	192	43	64	.333	10	3	6	44	9
Total	**202-162**	**661**	**144**	**205**	**.310**	**39**	**10**	**19**	**137**	**15**

CAREER STATS OF TECH'S TOP PLAYERS

MATT SKOLE, 3B

First Team All-ACC, 2010
Second Team All-ACC, 2011

Year	G-GS	AB	R	H	Avg.	2B	3B	HR	RBI	SB
2009	58-58	215	41	65	.302	13	0	17	58	2
2010	62-62	233	62	78	.335	15	3	20	63	1
2011	61-61	233	56	81	.348	16	0	10	58	1
Total	**181-181**	**681**	**159**	**224**	**.329**	**44**	**3**	**47**	**179**	**4**

JEREMY SLAYDEN, OF

Second Team All-ACC, 2005
Freshman All-America, 2002

Year	G-GS	AB	R	H	Avg.	2B	3B	HR	RBI	SB
2002	68-65	256	74	89	.348	15	1	18	66	4
2003	62-59	218	44	64	.294	18	4	8	40	2
2004	9-9	35	7	10	.286	1	0	1	8	0
2005	52-49	199	51	70	.352	9	0	13	57	1
Total	**191-182**	**708**	**176**	**233**	**.329**	**43**	**5**	**40**	**171**	**7**

MICHAEL SORROW, 3B/SS

Second Team All-America, 1996
First Team All-ACC, 1996
Second Team All-ACC, 1995

Year	G-GS	AB	R	H	Avg	2B	3B	HR	RBI	SB
1993	41-33	120	21	31	.258	7	1	3	22	3
1994	54-35	133	31	33	.248	9	2	1	19	0
1995	60-60	236	63	82	.347	13	5	4	41	4
1996	64-64	249	66	92	.369	18	2	11	47	3
Total	**219-192**	**738**	**181**	**238**	**.322**	**47**	**10**	**19**	**129**	**10**

MIKE SORROW, P

NCAA All-District, 1971
Georgia Tech Hall of Fame, 1979

Year	G-GS	W-L	SV	ERA	IP	H	R	ER	BB	SO
1969	10-6	4-2	—	1.83	59	44	17	12	19	55
1970	5-5	1-2	—	4.56	25.2	17	14	13	18	26
1971	12-10	7-3	—	1.07	84	57	25	10	33	93
1972	12-10	6-3	—	3.55	78.2	71	36	31	22	74
Total	**39-31**	**18-10**	**—**	**2.40**	**247.1**	**189**	**92**	**66**	**92**	**248**

MARK TEIXEIRA, 3B

Dick Howser Trophy, 2000
Consensus First Team All-America, 2000
Second Team All-America, 1999
ACC Player of the Year, 2000
First Team All-ACC, 1999, 2000
National Rookie of the Year, 1999
ACC Rookie of the Year, 1999
First Team Academic All-America, 2000
Georgia Tech Hall of Fame, 2011

Year	G-GS	AB	R	H	Avg.	2B	3B	HR	RBI	SB
1999	58-58	225	61	87	.387	18	0	13	65	11
2000	66-66	241	104	103	.427	21	4	18	80	13
2001	16-16	62	13	26	.419	5	0	5	20	3
Total	**140-140**	**528**	**178**	**216**	**.409**	**44**	**4**	**36**	**165**	**27**

BRANDON THOMAS, OF

First Team All-ACC, 2012
Second Team Academic All-America, 2012
Third Team Academic All-America, 2013
National Finalist, Senior Class Award, 2013

Year	G-GS	AB	R	H	Avg.	2B	3B	HR	RBI	SB
2010	32-24	84	18	22	.262	4	3	0	13	5
2011	63-60	205	29	63	.307	12	2	3	29	19
2012	56-56	211	57	76	.360	15	5	5	44	12
2013	53-53	209	49	67	.321	15	4	1	30	9
Total	**204-193**	**709**	**153**	**228**	**.322**	**46**	**14**	**9**	**116**	**45**

MIKE THOMAS, 2B

All-SEC, 1959

Year	G-GS	AB	R	H	Avg.	2B	3B	HR	RBI	SB
1959	28	103	21	36	.350	2	4	3	27	5
1960	23	70	14	16	.229	1	2	0	10	0
Total	**51**	**173**	**35**	**52**	**.301**	**3**	**6**	**3**	**37**	**5**

J.J THOMAS, 1B/OF

Honorable Mention All-America, 1996
First Team All-ACC, 1997
Second Team All-ACC, 1995, 1996

Year	G-GS	AB	R	H	Avg.	2B	3B	HR	RBI	SB
1995	57-52	210	57	73	.348	18	0	13	46	3
1996	63-62	228	67	77	.338	17	1	21	68	5
1997	61-61	237	70	72	.304	13	1	22	70	9
Total	**181-175**	**675**	**194**	**222**	**.329**	**48**	**2**	**56**	**184**	**17**

CHARLIE THOMPSON, OF

All-SEC, 1961

Year	G-GS	AB	R	H	Avg.	2B	3B	HR	RBI	SB
1960	13	25	4	6	.240	1	1	0	5	0
1961	22	72	11	26	.361	3	1	1	13	3
Total	**35**	**97**	**15**	**32**	**.330**	**4**	**2**	**1**	**18**	**3**

TOMMY THOMPSON, OF

Second Team All-America, 1979
Second Team All-ACC, 1979
Georgia Tech Hall of Fame, 1986

Year	G-GS	AB	R	H	Avg.	2B	3B	HR	RBI	SB
1978	29	117	30	41	.350	5	1	10	35	1
1979	31	127	33	52	.409	7	1	14	51	3
1980	27	91	23	25	.275	2	0	6	24	0
1981	36	125	32	35	.280	5	0	11	33	0
Total	**123**	**460**	**118**	**153**	**.333**	**19**	**2**	**41**	**143**	**4**

TED TOMASOVICH, OF/P

NCAA All-District, 1968
Georgia Tech Hall of Fame, 1986

Year	G-GS	AB	R	H	Avg.	2B	3B	HR	RBI	SB
1966	9	11	2	3	.273	0	2	0	4	0
1967	9	21	3	7	.333	2	0	1	5	0
1968	30	113	25	43	.381	9	6	5	38	0
Total	**48**	**145**	**30**	**53**	**.366**	**11**	**8**	**6**	**47**	**0**

Year	G-GS	W-L	SV	ERA	IP	H	R	ER	BB	SO
1966	7-4	2-2	—	3.90	30	16	13	13	20	24
1967	6-6	3-2	—	3.40	45	38	23	17	12	42
1968	1-0	0-0	—	0.00	1	0	0	0	0	1
Total	**14-10**	**5-4**	**—**	**3.55**	**76**	**54**	**36**	**30**	**32**	**67**

CORY VANCE, P

Third Team All-America, 2000
First Team All-ACC, 2000
Freshman All-America, 1998

Year	G-GS	W-L	SV	ERA	IP	H	R	ER	BB	SO
1998	19-11	6-4	0	5.96	80	95	68	53	39	102
1999	18-17	9-3	1	4.43	103.2	118	60	51	50	103
2000	16-16	13-3	0	3.40	119	97	49	45	36	123
Total	**53-44**	**28-10**	**1**	**4.43**	**302.2**	**310**	**177**	**149**	**125**	**328**

JASON VARITEK, C

Golden Spikes Award, 1994
Dick Howser Trophy, 1994
Consensus First Team All-America, 1992, 1993, 1994
ACC Player of the Year, 1993
First Team All-ACC, 1992, 1993, 1994
Second Team All-ACC, 1991
Georgia Tech Hall of Fame, 2004

Year	G-GS	AB	R	H	Avg.	2B	3B	HR	RBI	SB
1991	63-61	225	42	67	.298	17	0	7	41	0
1992	62-62	212	54	86	.406	22	0	11	52	2
1993	61-61	228	78	92	.404	20	2	22	72	5
1994	67-67	249	87	106	.426	23	1	17	86	5
Total	**253-251**	**914**	**261**	**351**	**.384**	**82**	**3**	**57**	**251**	**12**

JEFF WATCHKO, P

Second Team All-ACC, 2002

Year	G-GS	W-L	SV	ERA	IP	H	R	ER	BB	SO
2000	26-2	4-1	6	3.38	58.1	49	25	22	23	54
2001	31-0	1-3	6	3.31	35.1	34	14	13	18	35
2002	29-9	11-1	2	4.01	89.2	94	48	40	19	62
2003	29-1	3-3	5	4.62	48.2	50	25	25	21	41
Total	**115-12**	**19-8**	**19**	**3.88**	**232**	**227**	**112**	**100**	**81**	**192**

K.G. WHITE, OF

First Team All-ACC, 1987, 1988
Georgia Tech Hall of Fame, 1997

Year	G-GS	AB	R	H	Avg.	2B	3B	HR	RBI	SB
1985	41-24	107	25	42	.392	7	1	4	26	1
1986	64-63	267	59	83	.311	14	3	8	39	26
1987	54-53	214	73	70	.327	13	3	16	51	34
1988	65-63	231	65	78	.338	16	0	18	55	28
Total	**224-203**	**819**	**222**	**273**	**.333**	**50**	**7**	**46**	**171**	**89**

MATT WIETERS, C/P

First Team All-America, 2006, 2007
First Team All-ACC, 2005, 2007
Second Team All-ACC, 2006
Freshman All-America, 2005
ACC Rookie of the Year, 2005

Year	G-GS	AB	R	H	Avg.	2B	3B	HR	RBI	SB
2005	60-59	227	53	83	.366	17	1	10	68	1
2006	68-68	259	72	92	.355	20	0	15	71	3
2007	57-57	218	42	78	.358	17	2	10	59	2
Total	**185-184**	**704**	**167**	**253**	**.359**	**54**	**3**	**35**	**198**	**6**

Year	G-GS	W-L	SV	ERA	IP	H	R	ER	BB	SO
2005	26-0	3-3	6	2.85	41.0	40	17	13	10	32
2006	21-0	1-3	7	3.41	31.2	35	12	12	8	35
2007	12-1	1-4	3	7.53	14.1	16	12	12	6	16
Total	**59-1**	**5-10**	**16**	**3.83**	**87.0**	**91**	**41**	**37**	**24**	**83**

BILLY WILLIAMSON, OF

All-SEC, 1961

Year	G-GS	AB	R	H	Avg.	2B	3B	HR	RBI	SB
1961	24	92	20	23	.250	3	4	2	20	4
1962	24	93	14	23	.247	2	2	0	14	2
1963	25	104	11	20	.192	2	0	0	11	1
Total	**73**	**289**	**45**	**66**	**.228**	**7**	**6**	**2**	**45**	**7**

KRIS WILSON, P/1B

First Team All-America, 1997
First Team All-ACC, 1997

Year	G-GS	W-L	SV	ERA	IP	H	R	ER	BB	SO
1995	18-18	8-2	0	3.46	112	109	57	43	35	101
1996	21-15	5-3	0	5.03	98.1	127	69	55	24	66
1997	19-16	12-2	2	3.12	118.1	114	50	41	30	103
Total	**58-49**	**25-7**	**2**	**3.81**	**328.2**	**350**	**176**	**139**	**89**	**270**

Year	G-GS	AB	R	H	Avg.	2B	3B	HR	RBI	SB
1997	59-59	241	45	72	.299	14	1	5	43	3
Total	**59-59**	**241**	**45**	**72**	**.299**	**14**	**1**	**5**	**43**	**3**

BLAKE WOOD, P

Second Team All-ACC, 2005

Year	G-GS	W-L	SV	ERA	IP	H	R	ER	BB	SO
2004	15-4	1-2	0	7.84	31.0	40	30	27	14	23
2005	18-18	10-1	0	3.13	106.1	111	48	37	24	74
2006	19-19	11-4	0	4.79	114.2	138	71	61	41	95
Total	**52-41**	**22-7**	**0**	**4.46**	**252.0**	**289**	**149**	**125**	**79**	**192**

KYLE WREN, OF

First Team All-ACC, 2011
Second Team All-ACC, 2013

Year	G-GS	AB	R	H	Avg.	2B	3B	HR	RBI	SB
2011	63-63	265	57	90	.340	11	7	1	32	16
2012	62-62	258	56	66	.256	10	6	2	22	16
2013	64-64	272	50	98	.360	11	6	2	28	28
Total	**189-189**	**795**	**163**	**254**	**.319**	**32**	**19**	**5**	**82**	**60**

DOUG WYCOFF, OF

Georgia Tech Hall of Fame, 1956

Year	G-GS	AB	R	H	Avg.	2B	3B	HR	RBI	SB
1924	20	76	—	32	.421	4	1	1	—	—
1925	21	81	—	33	.407	7	3	3	—	—
1926	26	98	—	43	.439	7	2	9	—	—
Total	**67**	**255**	**—**	**108**	**.424**	**18**	**6**	**13**	**—**	**—**

L.J. YANKOSKY, P

Second Team All-ACC, 1998
GTE Academic All-America, 1997, 1998

Year	G-GS	W-L	SV	ERA	IP	H	R	ER	BB	SO
1994	12-7	4-0	1	2.68	53.2	47	20	16	21	32
1996	17-0	2-0	2	6.38	18.1	12	15	13	18	20
1997	19-12	8-3	2	5.03	77	79	57	43	43	51
1998	18-17	11-1	1	4.23	110.2	104	56	52	42	110
Total	**66-36**	**25-4**	**6**	**4.30**	**259.2**	**242**	**148**	**124**	**124**	**213**

RECORDS

Team Batting Records ____ 84
Individual Batting Records ____ 85
Career Batting Leaders ____ 86-87
Season Batting Leaders ____ 88-89
Yearly Batting Leaders ____ 90-91
Team Pitching Records ____ 92
Individual Pitching Records ____ 93
No Hitters ____ 93
Career Pitching Leaders ____ 94-95
Season Pitching Leaders ____ 96-97
Yearly Pitching Leaders ____ 98
Defensive Records ____ 99
Team Records ____ 100-101
Year-By-Year Statistics ____ 102-103
Poll Data ____ 104
Series Records ____ 105-115
Year-By-Year Results ____ 116-128

TEAM BATTING RECORDS

RUNS SCORED

Inning
15, vs. Charleston Southern, 3-2-1999
4th inning
Game
41, vs. Earlham, 3-21-1975
Game (both teams)
44, vs. Georgia State, 3-5-1981
Georgia Tech 35, Georgia State 9
Most Games In Double Figures
35 in 1987
Most Consecutive Games In Double Figures
9 in 2013
Season (most)
662 in 1987
Season (fewest)
72 in 1964
Season, per game (highest)
10.3 in 1984
Season, per game (lowest)
3.0 in 1964

MOST AT-BATS

Game
59, vs. Earlham, 3-21-1975
Season
2493 in 1986

MOST PLATE APPEARANCES

Inning
20, vs. Charleston Southern, 3-2-1999
4th inning
Game
77, vs. Earlham, 3-21-1975
Season
2933 in 1994

BATTING AVERAGE

Season (highest)
.347 in 2001
Season (lowest)
.217 in 1964

BASE HITS

Inning
10, five times
Georgia State (8th), 4-12-1994
Jacksonville State (3rd), 3-5-1996
Oakland (4th), 2-28-2001
Virginia Tech (1st) and (2nd), 5-14-2005
Game
30, vs. Maryland, 3-28-1985
Game (both teams)
43, twice
Georgia State, 3-5-1981
Georgia Tech 28, Georgia State 15
Wake Forest, 4-4-1981
Georgia Tech 24, Wake Forest 19
Season (most)
833 in 2000
Season (fewest)
163 in 1953
Season, per game (highest)
12.7 in 2001
Season, per game (lowest)
7.0 in 1964

DOUBLES

Game
8, twice
vs. Rutgers, 3-6-1999
at Wake Forest, 4-19-2009
Game (both teams)
14, vs. New Orleans, 3-30-1988
Georgia Tech 5, New Orleans 9
Season (most)
164 in 1994
Season (fewest)
14 in 1964

TRIPLES

Game
3, 10 times
vs. Fairfield, 3-30-1978
vs. Georgia State, 4-25-1984
vs. Appalachian State, 3-9-1994
vs. Siena, 3-19-1994
vs. Georgia State, 4-12-1994
vs. N.C. State, 5-9-1997
vs. Cincinnati, 2-21-1998
vs. Georgia, 4-24-2007
vs. Mercer, 3-24-2010
vs. Georgia, 4-14-2010
Game (both teams)
5, vs. Duke, 3-23-1972
Season (most):
31 in 1994
Season (fewest)
1 in 1958, 1999

HOME RUNS

Game
11, vs. Maryland, 3-28-1985
Game (both teams)
12, twice
vs. Maryland, 3-28-1985
vs. Mercer, 4-22-2008
Season (most)
122 in 2010
Season (fewest)
3 in 1970
Season, per game (most)
1.98 in 2010 (122 in 62 games)
Season, per game (fewest)
0.13 in 1970 (3 in 24 games)

GRAND SLAM HOME RUNS

Game
2, multiple times
Last: vs. Georgia Southern, 4-16-2008
Season
10 in 1998

TOTAL BASES

Game
69, vs. Maryland, 3-28-1985
Season (most)
1345 in 1987
Season (fewest)
215 in 1953

RUNS BATTED IN

Game
34, vs. Earlham, 3-21-1975
Season (most)
602 in 1987
Season (fewest)
59 in 1964

STOLEN BASES

Game
10 vs. Cincinnati, 3-25-1921
Game (both teams)
11, vs. Elon, 3-24-1984
Season
144 in 1987
Season, per game (most)
2.22 in 1987 (144 in 65 games)
Season, per game (fewest)
0.17 in 1958 (4 in 24 games)

SLUGGING PERCENTAGE

Season (highest)
.575 in 2010
Season (lowest)
.295 in 1961

STRIKEOUTS

Game
17, twice
vs. Florida State, 4-16-2005
vs. Virginia, 4-9-2010
Season (most)
498 in 1997
Season (fewest)
124 in 1980

WALKS

Game
19, vs. Hope, 3-25-1978
Game (both teams)
27, vs. Wake Forest, 4-4-1981
Season (most)
411 in 1990
Season (fewest)
64 in 1964

WALK-TO-STRIKEOUT RATIO

Season (best)
1.6-1 in 1983 (353 walks, 221 strikeouts)
Season (worst)
0.4-1 in 1965 (64 walks, 155 strikeouts)

RUNNERS LEFT ON BASE

Game (9 inning)
18, twice
vs. Virginia, 3-23-1983
vs. North Carolina, 5-14-1997
Game (extra inning)
20, vs. Wake Forest (12 innings), 4-4-1981
Season (most)
587 in 1985

BATTERS HIT BY PITCH

Season (most)
88 in 2002
Season (fewest)
5 in 1964

SACRIFICE HITS

Season (most)
55 in 1993
Season (fewest)
4 in 1977

SACRIFICE FLIES

Game
6 vs. Wake Forest, 4-14-1995 *NCAA Record
Season (most)
46 in 2000
Season (fewest)
1 in 1964

INDIVIDUAL BATTING RECORDS

GAMES PLAYED

Season
71, twice
Darren Bragg, 1990
Andy Bruce, 1990
Career
253, Jason Varitek, 1991-94

AT-BATS

Game
8, four times
Bert Kizer vs. Earlham, 3-21-1975
Greg Woodward vs. Georgia State, 3-5-1981
Todd Moore vs. Wake Forest, 4-4-1981
Scott McIntyre vs. Washington, 5-30-1994
Season
297, Jay Payton, 1994
Career
979, Victor Menocal, 1999-2002

BATTING AVERAGE

Season (50-99 AB)
.465, Bob Lusk, 1951
Season (100-199 AB)
.500, Tom Angley, 1926
Season (200+ AB)
.434, Jay Payton, 1994
Career (200+ AB)
.436, Tom Angley, 1925-27

RUNS SCORED

Game
7, Frank Turner vs. Earlham, 3-21-1975
Season
104, Mark Teixeira, 2000
Career
261, Jason Varitek, 1991-94

BASE HITS

Game
6, four times
K.G. White vs. Evansville, 3-6-1987
Jeremy Slayden vs. Duke, 5-24-2003
Chase Burnett vs. Presbyterian, 5-3-2009
Zane Evans at Clemson, 4-27-2013
Season
129, Jay Payton, 1994
Career
351, Jason Varitek, 1991-94

DOUBLES

Game
3, 16 times
Tom Angley vs. Auburn, 4-10-1926
Jim Giuliani vs. Hope, 3-27-1976
K.G. White vs. Piedmont, 3-10-1987
Nomar Garciaparra vs. UNC, 5-18-1994
Matt Saier vs. Duke, 4-7-1995
Mark Fischer vs. Georgia State, 4-2-1996
Scott Byers vs. Tulane, 5-25-1996
Mark Teixeira vs. Kent, 3-21-1999
Tyler Parker vs. Liberty, 3-15-2000
Jason Basil vs. NC State, 3-9-2001
Tyler Parker vs. Tennessee Tech, 2-17-2002
Steven Blackwood vs. Purdue, 3-17-2004
Steven Blackwood vs. NC State, 3-18-2005
Whit Robbins vs. Wofford, 5-16-2006
Tony Plagman at Wake Forest, 4-17-2009
Chase Burnett vs. Presbyterian, 5-3-2009
Season
27, Jay Payton, 1994
Career
82, Jason Varitek, 1991-94

TRIPLES

Game
2, 19 times
Jennings vs. Alabama, 4-25-1923
Tom Angley vs. Maryland, 4-15-1925
Bobby Reeves vs. Vanderbilt, 4-24-1926
Bobby Reeves vs. NC State, 4-28-1926
Duck McKee vs. Illinois, 4-19-1930
Duck McKee vs. Mercer, 4-11-1931
Duck McKee vs. Mercer, 4-21-1931
Carl Waits vs. Clemson, 4-27-1935
Larry Elliott vs. Mercer, 5-12-1972
Scott Jordan vs. Ohio Northern, 3-5-1983
Greg Woodward vs. Virginia, 3-22-1983
Steve Newbern vs. Augusta, 4-11-1983
Nomar Garciaparra vs. App. State, 3-9-1994
Brad Stockton vs. Oakland, 2-27-2001
Richard Lewis vs. Charleston So., 5-5-2001
Luke Murton vs. Duke, 3-25-2007
Jeff Ussery vs. Georgia, 4-24-2007
Jeff Rowland vs. Missouri State, 2-20-2010
Kyle Wren vs. Kent State, 2-29-2012
Season
12, Jay Payton, 1993
Career
22, Jay Payton, 1992-94

HOME RUNS

Game
3, 10 times
Bobby Reeves vs. Auburn, 4-5-1924
Bobby Reeves vs. Alabama, 4-14-1926
Pete Geist vs. Ohio State, 3-21-1984
K.G. White vs. Wake Forest, 4-12-1987
Andy Bruce vs. Duke, 4- 13-1990
Jason Varitek vs. N.C. State, 5-9-1993
Ryan Ritter vs. N.C. State, 5-14-1995
Scott Byers vs. Maryland, 5-3-1996
Luke Murton vs. Clemson, 5-27-2006
Chase Burnette vs. Presbyterian, 5-3-2009
Season
25, Anthony Maisano, 1990
Career
57, Jason Varitek, 1991-94
Anthony Maisano, 69, 1989-90 (first 32 at Wake Forest)
Home Runs in Consecutive Games
8 consecutive games by Andy Bruce (9 HRs)
March 2-10, 1991 *NCAA record

GRAND SLAM HOME RUNS

Season
4, twice
Tyler Greene, 2005
vs. Wake Forest (3-11), Wake Forest (3-13), Maryland (4-3), Virginia Tech (5-15)
Brad Feltes, 2008
vs. Georgia State (3-25), Boston College (3-29), Georgia Southern (4-16), Maryland (4-20)

RUNS BATTED IN

Game
9, three times
Pete Geist vs. Ohio State, 3-21-1984
Andy Bruce vs. Georgia, 3-21-1994
Chase Burnett vs. Presbyterian, 5-3-2009
Season
102, Jay Payton, 1994
Career
251, Jason Varitek, 1994

TOTAL BASES

Game
18, Chase Burnett vs. Presbyterian, 5-3-2009
Season
224, Jay Payton, 1994
Career
610, Jason Varitek, 1991-94

SLUGGING PERCENTAGE

Season
.930, Tom Angley, 1926
Career
.763, Tom Angley, 1925-27

STRIKEOUTS

Game
5, three times
Tucker Barr vs. Clemson, 5-10-1996
Danny Payne vs. Rutgers, 2-26-2005
Steven Blackwood vs. USF, 5-6-2006
Season
80, J.J. Thomas, 1997
Career
203, J.J. Thomas, 1995-97

TOUGHEST TO STRIKEOUT

Season (50-99 AB)
1/15.50, Johnny Menger, 1957
Season (100-199 AB)
1/51.50, Gary Newsom, 1980
Season (200+ AB)
1/19.14, Carlton Fleming, 1991
Career (200+ AB)
1/17.72, Carlton Fleming, 1990-92

WALKS

Game
5, three times
Gary Newsom vs. Wake Forest, 4-4-1981
David Ivester vs. Maryland, 4-14-1989
Tucker Barr vs. Kent, 3-22-1996
Season
76, Jason Varitek, 1994
Career
221, Darren Bragg, 1988-91
Season (Intentional Walks)
17, Mark Teixeira, 2000
Career (Intentional Walks)
34, Mark Teixeira, 1999-01

STOLEN BASES

Game: 5, twice
K.G. White vs. ETSU, 3-25-1987
Eric Patterson vs. Duke, 5-8-2004
Season
50, Ty Griffin, 1986
Career
127, Ty Griffin, 1986-88
Most in season without being caught:
25, Nomar Garciaparra, 1992
Most consecutive successful steals
35, Nomar Garciaparra, 1992-94

SACRIFICE HITS

Season
14, Ryan Ritter, 1993
Career
22, Scott McIntyre, 1991-94

SACRIFICE FLIES

Season
11, Jason Basil, 2000
Career
21, Jason Basil, 1998-01

HIT BY PITCH

Season
21, Derek Dietrich, 2010
Career
55, Matthew Boggs, 1998-2002

CAREER BATTING LEADERS

BATTING AVERAGE

(Min. 200 at-bats)	H-AB	Avg.	Years
1. Tom Angley	127-291	.4364	1925-27
2. Doug Wycoff	108-255	.4235	1924-26
3. Mark Teixeira	216-528	.4091	1999-01
4. Scott Jordan	294-762	.3858	1982-85
5. Jason Varitek	351-914	.3840	1991-94
6. Richard Lewis	259-688	.3765	1999-01
7. Nomar Garciaparra	250-672	.3720	1992-94
8. Cam Bonifay	171-462	.3701	1971-74
9. Mike Fowler	175-474	.3692	1986-87
10. Riccardo Ingram	177-482	.3672	1985-87
11. Mark Fischer	271-741	.3657	1995-97
12. Jay Payton	287-785	.3656	1992-94
13. Matt Wieters	253-704	.3594	2005-07
14. Chris Morgan	143-402	.3557	1983-84
15. Heath Honeycutt	195-549	.3552	1996-98
16. Randy Carroll	80-226	.3540	1965-66
17. Doug Ibele	132-374	.3529	1976-79
18. Bryan Prince	278-788	.3528	1998-01
19. Michael Wolff	161-457	.3523	1990-92
20. Larry Elliott	132-375	.3520	1969-72

BASE HITS

1. Jason Varitek	351	1991-94
2. Victor Menocal	327	1999-02
3. Scott Jordan	294	1982-85
4. Jason Basil	289	1998-01
5. Jay Payton	287	1992-94
6. Steven Blackwood	283	2003-06
7. Tony Plagman	282	2007-10
8. Brandon Hensley	281	1992-95
9. Andy Bruce	278	1988-91
Bryan Prince	278	1998-01
11. K.G. White	273	1985-88
12. Mark Fischer	271	1995-97
13. Steve Newbern	267	1982-85
Scott Byers	267	1993-96
15. Carlton Fleming	264	1990-92
16. Matthew Boggs	260	1998-02
17. Richard Lewis	259	1999-01
18. Ty Griffin	255	1986-88
Luke Murton	255	2006-09
20. Kyle Wren	254	2011-13

RUNS BATTED IN

1. Jason Varitek	251	1991-94
2. Andy Bruce	232	1988-91
3. Jason Basil	230	1998-01
4. Steven Blackwood	221	2003-06
5. Mark Fischer	220	1995-97
6. Tony Plagman	219	2007-10
7. Bryan Prince	216	1998-01
8. Luke Murton	201	2006-09
9. Matt Wieters	198	2005-07
10. Darren Bragg	194	1988-91
11. Jay Payton	193	1992-94
12. Brandon Hensley	184	1992-95
J.J. Thomas	184	1995-97
14. Derek Dietrich	181	2008-10
Scott Byers	181	1993-96
16. Matt Skole	179	2009-11
17. Scott Jordan	176	1982-85
18. Walt McConnell	172	1983-85
19. K.G. White	171	1985-88
Jeremy Slayden	171	2002-05

SLUGGING PERCENTAGE

(Min. 200 at-bats)	TB-AB	Pct.	Years
1. Tom Angley	222-291	.763	1925-27
2. Mark Teixeira	376-528	.712	1999-01
3. Doug Wycoff	177-255	.694	1924-26
4. Mike Fowler	321-474	.677	1986-87
5. Bobby Reeves	167-250	.668	1924-26
6. Jason Varitek	610-914	.667	1991-94
7. J.J. Thomas	442-675	.655	1995-97
8. Tommy Thompson	299-460	.650	1978-81
9. Mark Fischer	480-741	.648	1995-97
10. Anthony Maisano	276-432	.639	1989-90
11. Chase Burnette	167-250	.639	2008-10
12. Jay Payton	490-785	.624	1992-94
13. Riccardo Ingram	302-489	.618	1985-87
14. Pete Geist	350-568	.616	1983-85
15. Jeff Distasio	285-464	.614	1983-86
16. Scott Jordan	468-762	.614	1982-85
17. Andy Bruce	506-830	.610	1988-91
18. Matt Skole	415-681	.609	2009-11
19. Billy Parham	357-591	.604	1986-88
20. Nomar Garciaparra	405-672	.603	1992-94

RUNS SCORED

1. Jason Varitek	261	1991-94
2. Scott Jordan	253	1982-85
3. Steve Newbern	242	1982-85
4. Darren Bragg	232	1988-91
5. K.G. White	222	1985-88
6. Ty Griffin	220	1986-88
Victor Menocal	220	1999-02
8. Tony Plagman	213	2007-10
Eric Patterson	205	2002-04
10. Danny Payne	201	2005-07
11. Matthew Boggs	198	1998-02
12. Carlton Fleming	196	1990-92
13. J.J. Thomas	194	1995-97
Jason Basil	194	1998-01
15. Andy Bruce	193	1988-91
16. Jeff Rowland	188	2008-10
17. Adam Leggett	186	1995-97
18. Jay Payton	185	1992-94
Mark Fischer	185	1995-97
20. Keith Kerver	183	1984-87

HOME RUNS

1. Jason Varitek	57	1991-94
2. J.J. Thomas	56	1995-97
3. Tony Plagman	55	2007-10
4. Andy Bruce	52	1988-91
5. Luke Murton	47	2006-09
6. Matt Skole	47	2009-11
7. K.G. White	46	1985-88
8. Billy Parham	42	1986-88
Mark Fischer	42	1995-97
10. Daniel Palka	41	2011-13
Derek Dietrich	41	2008-10
Tommy Thompson	41	1978-81
13. Jason Basil	40	1998-01
Jeremy Slayden	40	2002-05
15. Anthony Maisano	37	1989-90
16. Scott Jordan	36	1982-85
Jeff Distasio	36	1983-86
Darren Bragg	36	1988-91
Jay Payton	36	1992-94
Mark Teixeira	36	1999-01

TOUGHEST TO STRIKEOUT

(Min. 400 at-bats)	AB-K	AB/K	Years
1. Carlton Fleming	762-43	17.72	1990-92
2. Greg Woodward	441-25	17.64	1981-83
3. Gary Newsom	428-28	15.29	1980-82
4. Frank Turner	466-31	15.03	1973-76
5. Jay Payton	785-59	13.31	1992-94
6. Chris Morgan	402-32	12.56	1983-84
7. Jim Giuliani	356-30	11.87	1974-76
8. Nomar Garciaparra	672-62	10.84	1992-94
9. Bert Kizer	502-47	10.68	1974-77
10. Scott Byers	796-76	10.47	1993-96
11. Rick Lockwood	601-62	9.69	1980-83
12. Doug Ibele	374-39	9.59	1976-79
13. Keith Kerver	770-81	9.51	1984-87
14. David Boyd	344-37	9.30	1974-76
15. Mark Teixeira	528-58	9.10	1999-01
16. Mickey Langley	324-36	9.00	1975-78
17. Donnie Noggle	312-35	8.91	1965-67
18. Victor Menocal	979-111	8.82	1999-02
19. Clifton Remole	631-73	8.64	2002-04
20. Kyle Wren	795-99	8.03	2011-13





VICTOR MENOCAL *(left) and* ***JASON VARITEK*** *are the only two players in Tech history to record 300 base hits. Menocal collected his 327 hits in a school-record 979 at bats.*

RECORDS

CAREER BATTING LEADERS

DOUBLES

1.	Jason Varitek	82	1991-94
2.	Scott Byers	70	1993-96
3.	Jason Basil	66	1998-01
4.	Luke Murton	61	2006-09
5.	Steven Blackwood	60	2003-06
6.	Nomar Garciaparra	58	1992-94
7.	Tony Plagman	56	2007-10
8.	Andy Bruce	54	1988-91
	Brandon Hensley	54	1992-95
	Victor Menocal	54	1999-02
	Wes Hodges	54	2004-06
	Matt Wieters	54	2005-07
	Mott Hyde	54	2011-14
14.	Bryan Prince	53	1998-01
15.	Darren Bragg	52	1988-91
	Brad Stockton	52	1998-01
17.	Jay Payton	51	1992-94
18.	Daniel Palka	50	2011-13
	K.G. White	50	1985-88
20.	J.J. Thomas	48	1995-97

TOTAL BASES

1.	Jason Varitek	610	1991-94
2.	Tony Plagman	513	2007-10
3.	Andy Bruce	506	1988-91
4.	Jay Payton	490	1992-94
5.	Jason Basil	481	1998-01
6.	Mark Fischer	480	1995-97
7.	K.G. White	475	1985-88
8.	Scott Jordan	468	1982-85
9.	Luke Murton	465	2006-09
10.	J.J. Thomas	442	1995-97
11.	Scott Byers	438	1993-96
12.	Brandon Hensley	422	1992-95
13.	Darren Bragg	420	1988-91
14	Victor Menocal	419	1999-02
15.	Matt Wieters	418	2005-07
16.	Matt Skole	415	2009-11
	Steven Blackwood	414	2003-06
18.	Derek Dietrich	412	2008-10
19.	Daniel Palka	411	2011-13
	Jeremy Slayden	406	2002-05

AT BATS

1.	Victor Menocal	979	1999-02
2.	Jason Varitek	914	1991-94
	Mott Hyde	914	2011-14
4.	Brandon Hensley	881	1992-95
5.	Steven Blackwood	868	2003-06
6.	Tony Plagman	858	2007-10
7.	Andy Bruce	830	1988-91
8.	Jason Basil	828	1998-01
9.	K.G. White	819	1985-88
10.	Luke Murton	814	2006-09
11.	Scott Byers	796	1993-96
12.	Kyle Wren	795	2011-13
13.	Bryan Prince	788	1998-01
14.	Jay Payton	785	1992-94
15.	Steve Newbern	782	1982-85
16.	Matthew Boggs	772	1998-02
	Eric Patterson	772	2002-04
18.	Keith Kerver	770	1984-87
19.	Ty Griffin	767	1986-88
20.	Scott Jordan	762	1982-85

TRIPLES

1.	Jay Payton	22	1992-94
2.	Kyle Wren	19	2011-13
	Mark Fischer	19	1995-97
4.	Steve Newbern	15	1982-85
5.	Brandon Thomas	14	2010-13
	Nomar Garciaparra	14	1992-94
7.	Cam Bonifay	13	1971-74
8.	Bobby Reeves	12	1924-26
	Duck McKee	12	1930-31
	Eric Patterson	12	2002-04
	Jeff Rowland	12	2008-10
12.	Randy Rhino	11	1971-74
	Michael Smith	11	1992-95
	Ryan Ritter	11	1993-95
15.	Randy Carroll	10	1965-66
	Pete Geist	10	1983-85
	Scott Jordan	10	1982-85
	Carl Sitler	10	1984-87
	Tom Green	10	1989-90
	Anthony Byrd	10	1990-92
	Michael Sorrow	10	1993-96

STOLEN BASES

1.	Ty Griffin	127	1986-88
2.	Eric Patterson	124	2002-04
3.	Scott Jordan	114	1982-85
4.	K.G. White	89	1985-88
5.	Steve Newbern	86	1982-85
6.	Carlton Fleming	68	1990-92
7.	Nomar Garciaparra	66	1992-94
	Tyler Greene	66	2003-05
9.	Danny Payne	64	2005-07
10.	Kyle Wren	60	2011-13
11.	Jeff Rowland	56	2008-10
	Anthony Byrd	56	1990-92
13.	Red Barron	54	1920-22
14.	Darren Bragg	51	1988-91
15.	Randy Rhino	46	1971-74
16.	Brandon Thomas	45	2010-13
17.	Michael Smith	44	1992-95
18.	Jay Payton	43	1992-94
19.	Matt Murton	42	2001-03
20.	Jamie Sims	41	1982-85
	Matthew Boggs	41	1998-02

GAMES PLAYED

1.	Jason Varitek	253	1991-94
2.	Mott Hyde	252	2011-14
3.	Victor Menocal	243	1999-02
4.	Darren Bragg	242	1988-91
	Brandon Hensley	242	1992-95
	Steven Blackwood	242	2003-06
7.	Tony Plagman	235	2007-10
8.	Jason Basil	230	1998-01
9.	Andy Bruce	228	1988-91
10.	Matthew Boggs	227	1998-02
11.	Luke Murton	225	2006-09
12.	K.G. White	224	1985-88
13.	Keith Kerver	221	1984-87
14.	Brad Stockton	220	1998-01
15.	Michael Sorrow	219	1993-96
16.	Scott Byers	217	1993-96
17.	Steve Newbern	210	1982-85
	Bryan Prince	210	1998-01
19.	Adam Easterling	206	1994-97
20.	Brandon Thomas	204	2010-13

SEASON BATTING LEADERS

BATTING AVERAGE

(Min. 75 at-bats)		H-AB	Avg.	Year
1.	Tom Angley	50-100	.500	1925
2.	Bob Lusk	46-99	.465	1951
3.	Doug Ibele	52-112	.464	1979
4.	Doug Wycoff	43-98	.439	1926
5.	Jay Payton	129-297	.434	1994
6.	Mark Teixeira	103-241	.4274	2000
7.	Nomar Garciaparra	117-274	.4270	1994
8.	Riccardo Ingram	101-237	.4262	1987
9.	Jason Varitek	106-249	.4257	1994
10.	Bobby McCauley	35-84	.417	1954
11.	Scott Jordan	94-226	.416	1985
12.	Larry Elliott	59-143	.413	1971
13.	Tommy Thompson	52-127	.409	1979
14.	Scott Jordan	84-206	.408	1984
15.	Doug Wycoff	33-81	.407	1925
16.	Jason Varitek	86-212	.406	1992
17.	Cam Bonifay	55-136	.4044	1971
18.	Bobby Reeves	44-109	.4037	1926
19.	Jason Varitek	92-228	.4035	1993
20.	Mark Fischer	104-260	.400	1996

BASE HITS

1.	Jay Payton	129	1994
2.	Nomar Garciaparra	117	1994
3.	Richard Lewis	109	2000
4.	Jason Varitek	106	1994
	Wes Hodges	106	2005
6.	Mark Fischer	104	1996
	Victor Menocal	104	2002
8.	Mark Teixeira	103	2000
9.	Victor Menocal	102	2001
10.	Riccardo Ingram	101	1987
11.	Keith Kerver	100	1986
	Richard Lewis	100	2001
	Tyler Greene	100	2005
14.	Mike Fowler	99	1987
	Bryan Prince	99	2000
	Charlie Blackmon	99	2008
17.	Kyle Wren	98	2013
	Ryan Ritter	98	1995
19.	Andy Bruce	97	1990
20.	Jason Basil	96	2000

HOME RUNS

1.	Anthony Maisano	25	1990
2.	Mark Fischer	24	1997
3.	Andy Bruce	22	1991
	Jason Varitek	22	1993
	J.J. Thomas	22	1997
6.	J.J. Thomas	21	1996
	Tony Plagman	21	2010
8.	Billy Parham	20	1988
	Luke Murton	20	2009
	Jay Payton	20	1994
	Ryan Ritter	20	1995
	Matt Skole	20	2010
13.	Jeff Distasio	19	1986
14.	Mike Fowler	18	1987
	Billy Parham	18	1987
	K.G. White	18	1988
	Mark Teixeira	18	2000
	Jeremy Slayden	18	2002
19.	Daniel Palka	17	2013
	Riccardo Ingram	17	1987
	Andy Bruce	17	1990
	Matt Skole	17	2009
	Jason Varitek	17	1994

SLUGGING PERCENTAGE

(Min. 75 at-bats)		TB-AB	Pct.	Year
1.	Tom Angley	93-100	.930	1926
2.	Bobby Reeves	97-109	.890	1926
3.	Doug Wycoff	81-98	.827	1926
4.	Tom Angley	68-83	.819	1925
5.	Tommy Thompson	103-127	.811	1979
6.	Jason Varitek	182-228	.798	1993
7.	Nomar Garciaparra	213-274	.777	1994
8.	Mark Teixeira	186-241	.772	2000
9.	Riccardo Ingram	179-237	.755	1987
10.	Jay Payton	224-297	.754	1994
11.	Bobby McCauley	71-95	.747	1955
12.	Jason Varitek	182-249	.731	1994
13.	Mark Fischer	187-257	.728	1997
14.	Anthony Maisano	154-214	.720	1990
15.	Scott Jordan	147-206	.714	1984
	Luke Murton	147-206	.714	2009
17.	Andy Bruce	177-249	.711	1991
18.	Tony Plagman	169-239	.707	2010
19.	Ted Tomasovich	79-113	.699	1968
20.	J.J. Thomas	159-228	.697	1996

RUNS SCORED

1.	Mark Teixeira	104	2000
2.	Riccardo Ingram	93	1987
3.	Nomar Garciaparra	92	1994
4.	Jason Varitek	87	1994
5.	Darren Bragg	86	1991
6.	Mike Fowler	84	1987
7.	Ty Griffin	81	1988
8.	Richard Lewis	79	2000
9.	Jason Varitek	78	1993
	Jay Payton	78	1994
11.	Scott Jordan	77	1985
	Richard Lewis	77	2001
	Jeff Kindel	77	2006
14.	Ryan Ritter	76	1995
	Eric Patterson	76	2004
	Tyler Greene	76	2005
17.	Scott Jordan	75	1984
	Mark Fischer	75	1997
	Adam Leggett	75	1997
	Jeff Rowland	75	2010

DOUBLES

1.	Jay Payton	27	1994
2.	Nomar Garciaparra	26	1994
3.	Mike Fowler	25	1987
	Scott Byers	25	1995
	Jason Basil	25	2000
	Luke Murton	25	2008
7.	Jason Varitek	23	1994
	Mark Fischer	23	1996
	Jeff Kindel	23	2005
	Jacob Esch	23	2011
11.	Jim Giuliani	22	1976
	Jason Varitek	22	1992
	Brad Stockton	22	2000
	Steven Blackwood	22	2004
15.	Riccardo Ingram	21	1987
	Darren Bragg	21	1991
	Michael Wolff	21	1992
	Scott Prather	21	1998
	Jay Hood	21	1998
	Bryan Prince	21	2000
	Mark Teixeira	21	2000
	Matt Gonzalez	21	2014

TOUGHEST TO STRIKEOUT

(Min. 75 at-bats)		AB-K	AB/K	Year
1.	Gary Newsom	103-2	51.50	1980
2.	Frank Turner	117-4	29.25	1975
	Frank Turner	117-4	29.25	1976
4.	Carlton Fleming	268-14	19.14	1991
5.	Greg Woodward	133-7	19.00	1982
6.	Doug Ibele	113-6	18.83	1977
7.	Greg Woodward	145-8	18.13	1981
8.	Carlton Fleming	249-14	17.79	1992
9.	Jim Giuliani	123-7	17.57	1976
10.	Nomar Garciaparra	274-16	17.13	1994
11.	Carlton Fleming	245-15	16.33	1990
12.	Greg Woodward	163-10	16.30	1983
13.	Ken Bonifay, Sr.	127-8	15.88	1967
14.	Johnny Menger	93-6	15.50	1957
	Jay Payton	248-16	15.50	1992
16.	Bert Kizer	123-8	15.38	1977
17.	Jamie Sims	198-13	15.23	1984
18.	Donnie Noggle	117-8	14.63	1967
19	Scott Byers	262-18	14.56	1996
20.	Cam Bonifay	86-6	14.33	1973

RUNS BATTED IN

1.	Jay Payton	102	1994
2.	Riccardo Ingram	99	1987
3.	Mark Fischer	98	1997
4.	Andy Bruce	96	1991
5.	Mike Fowler	87	1987
6.	Jason Varitek	86	1994
7.	Jason Basil	83	2000
8.	Jeff Distasio	82	1986
9.	Mark Teixeira	80	2000
10.	Andy Bruce	78	1990
	Tony Plagman	78	2010
12.	Bryan Prince	77	2000
13.	Chris Morgan	76	1984
14.	Billy Parham	73	1988
	Darren Bragg	73	1990
	Nomar Garciaparra	73	1994
	Tony Plagman	73	2009
	Jake Davies	73	2012
19.	Walt McConnell	72	1985
	Jason Varitek	72	1993
	Tyler Greene	72	2005

TRIPLES

1.	Jay Payton	12	1993
	Nomar Garciaparra	11	1994
3.	Steve Newbern	9	1985
4.	Bobby Reeves	8	1926
	Randy Carroll	8	1965
	Ty Griffin	8	1988
	Daniel Spingola	8	2014
8.	Duck McKee	7	1930
	Donnie Noggle	7	1967
	Anthony Byrd	7	1991
	Mark Fischer	7	1995
	Mark Fischer	7	1997
	Jeff Rowland	7	2010
	Kyle Wren	7	2011
15.	Ted Tomasovich	6	1968
	Tom Green	6	1989
	Michael Smith	6	1992
	Jay Payton	6	1992
	Richard Lewis	6	2001
	Kyle Wren	6	2012
	Kyle Wren	6	2013

SEASON BATTING LEADERS

GEORGIA TECH'S TRIPLE CROWN WINNERS

The following Georgia Tech players have led their teams in batting average, home runs and RBI in one season

Year	*Player*	*HR*	*RBI*	*AVG*
1958	Earl Moore	4	15	.287
1959	Roger Kaiser	4	32	.373
1960	George Inman	7	24	.360
1968	Ted Tomasovich	5	38	.381
1975	Frank Turner	2	30	.376
1991	Andy Bruce	*22	*96	.345
1992	Jason Varitek	11	52	*.406
1993	Jason Varitek	*22	72	.404
1994	Jay Payton	20	*102	*.434
1997	Mark Fischer	*24	98	.354
1999	Mark Teixeira	13	65	.387

** Denotes is/was school record*

MOORE


KAISER

INMAN

TOMASOVICH


TURNER

BRUCE

VARITEK


PAYTON

FISCHER

TEIXEIRA

TOTAL BASES

1.	Jay Payton	224	1994
2.	Nomar Garciaparra	213	1994
3.	Mark Fischer	187	1997
4.	Mark Teixeira	186	2000
5.	Jason Varitek	182	1993
	Jason Varitek	182	1994
7.	Mike Fowler	180	1987
8.	Riccardo Ingram	179	1987
	Mark Fischer	179	1996
10.	Andy Bruce	178	1990
	Ryan Ritter	178	1995
12.	Andy Bruce	177	1991
13.	Jason Basil	170	2000
14.	Tony Plagman	169	2010
15.	Chase Burnette	167	2010
16.	Ty Griffin	164	1988
17.	Billy Parham	162	1988
18.	Jay Payton	161	1993
19.	Jeremy Slayden	160	2002
20.	J.J. Thomas	159	1996
	Heath Honeycutt	159	1998
	Matt Skole	159	2010

STOLEN BASES

1.	Ty Griffin	50	1986
2.	Eric Patterson	48	2004
3.	Eric Patterson	41	2002
4.	Scott Jordan	40	1985
5.	Ty Griffin	39	1987
6.	Ty Griffin	38	1988
7.	Scott Jordan	36	1983
8.	Anthony Byrd	35	1991
9.	Eric Patterson	35	2003
10.	K.G. White	34	1987
11.	Nomar Garciaparra	33	1994
12.	Scott Jordan	31	1984
	Tyler Greene	31	2005
14.	Steve Newbern	30	1984
15.	Kyle Wren	28	2013
	K.G. White	28	1988
17.	Steve Newbern	26	1983
	K.G. White	26	1986
	Carlton Fleming	26	1991
20.	Nomar Garciaparra	25	1992
	Charlie Blackmon	25	2008

AT BATS

1.	Jay Payton	297	1994
2.	Anthony Byrd	285	1991
3.	Victor Menocal	282	2002
4.	Victor Menocal	280	2000
5.	Nomar Garciaparra	274	1994
	Richard Lewis	274	2000
7.	Jeff Kindel	273	2006
8.	Keith Kerver	272	1986
9.	Brandon Hensley	270	1994
10.	Tyler Green	269	2005
11.	Carlton Fleming	268	1991
	Jay Hood	268	1996
	Victor Menocal	268	2001
14.	K.G. White	267	1986
	Andy Bruce	267	1990
	Adam Leggett	267	1997
	Wes Hodges	267	2005
18.	Richard Lewis	266	2001
19.	Billy Parham	264	1988
	Eric Patterson	264	2004

LONGEST HITTING STREAKS

(All streaks of 20 games or more)

30 games	Victor Menocal	2002
28 games	Carlton Fleming	1990
27 games	Jay Payton	1993
27 games	Richard Lewis	2000
24 games	Riccardo Ingram	1987
23 games	Scott Jordan	1984
23 games	Tyler Greene	2005
22 games	K.G. White	1987
22 games	Jay Payton	1994
21 games	J.J. Thomas	1996
20 games	Ty Griffin	1987
20 games	Derik Goffena	2000
20 games	Kyle Wren	2013

CONSECUTIVE GAMES REACHING BASE

80 games	Danny Payne	2006-07
79 games	Scott Jordan	1984-85
65 games	Jason Varitek	1993-94
58 games	Mark Teixeira	2000-01
56 games	Richard Lewis	2000-01

YEARLY BATTING LEADERS

BATTING AVERAGE

1951	Bob Lusk	*.465
1952	Lewis Andrews	.321
1953	Bill Cohen	.400
1954	Bobby McCauley	.417
1955	Lane Akers	.354
1956	Lane Akers	.321
1957	Johnny Menger	.398
1958	Earl Moore	.287
1959	Roger Kaiser	.373
1960	George Inman	.360
1961	Charlie Thompson	.361
1962	John Gher	.319
1963	Mickey Carmack	.328
1964	Pete Caldwell	.286
1965	Randy Carroll	.376
1966	Randy Carroll	.330
1967	Donnie Noggle	.316
1968	Ted Tomasovich	.381
1969	Lloyd Harris; Brannon Bonifay	.333
1970	Danny Clark	.327
1971	Larry Elliott	.413
1972	Cam Bonifay	.370
1973	Randy Rhino	.366
1974	Jim Stevens	.377
1975	Frank Turner	.376
1976	Jim Giuliani	.366
1977	Bert Kizer	.366
1978	Tommy Thompson; Doug Ibele	.350
1979	Doug Ibele	.464
1980	Doug Blemker	.333
1981	Rick Lockwood	.362
1982	Rick Lockwood	.367
1983	Scott Jordan	.368
1984	**Scott Jordan**	**.408**
1985	Scott Jordan	.416
1986	Keith Kerver	.368
1987	**Riccardo Ingram**	**.426**
1988	Ty Griffin	.345
1989	Andy Bruce	.335
1990	Darren Bragg	.397
1991	Andy Bruce	.345
1992	Jason Varitek	.406
1993	**Jason Varitek**	**.404**
1994	**Jay Payton**	**.434**
1995	Ryan Ritter	.383
1996	**Mark Fischer**	**.400**
1997	Mark Fischer	.354
1998	Heath Honeycutt	.368
1999	Mark Teixeira	.387
2000	**Mark Teixeira**	**.427**
2001	Matt Murton	.385
2002	Victor Menocal	.369
2003	Mike Nickeas	.333
2004	Steven Blackwood	.359
2005	Wes Hodges	.397
2006	Danny Payne	.356
2007	Danny Payne	.370
2008	Charlie Blackmon	.396
2009	Luke Murton; Tony Plagman	.354
2010	Thomas Nichols	.376
2011	Matt Skole	.348
2012	Brandon Thomas	.360
2013	Zane Evans	.361
2014	Daniel Spingola	.319
2015	Ryan Peurifoy	.324

RUNS BATTED IN

1951	Bob Lusk	32
1952	Chappell Rhino	16
1953	Clyde Young	13
1954	Larry Morris	25
1955	Bobby McCauley	33
1956	Lane Akers; Dick Gookin	18
1957	Earl Moore	30
1958	Earl Moore	15
1959	Roger Kaiser	32
1960	George Inman	24
1961	Billy Williamson	20
1962	John Gher	21
1963	Richard Conliff; Bob Sheridan	16
1964	Jimmy Adams	10
1965	W.J. Blane	23
1966	W.J. Blane	22
1967	Donnie Noggle	29
1968	Ted Tomasovich	38
1969	Lloyd Harris; Floyd Harris; Phil Cardwell	21
1970	Derrell Parker; Brannon Bonifay; David Glover	14
1971	Cam Bonifay	35
1972	Ray Giuliani	27
1973	Cam Bonifay	19
1974	H.F. Reagin	40
1975	Frank Turner	30
1976	Jim Giuliani	30
1977	Mickey Langley	41
1978	Gary Hardie	38
1979	Tommy Thompson	51
1980	Tommy Thompson; David Trapani	24
1981	Tommy Thompson	31
1982	Rick Lockwood	55
1983	**Rick Lockwood**	**67**
1984	Chris Morgan	76
1985	**Walt McConnell**	**72**
1986	**Jeff Distasio**	**82**
1987	**Riccardo Ingram**	**99**
1988	Billy Parham	73
1989	Anthony Maisano	59
1990	**Andy Bruce**	**78**
1991	**Andy Bruce**	**96**
1992	Jason Varitek	52
1993	Jason Varitek	72
1994	**Jay Payton**	***102**
1995	Tucker Barr	70
1996	J.J. Thomas	68
1997	Mark Fischer	98
1998	Heath Honeycutt	71
1999	Mark Teixeira	65
2000	**Jason Basil**	**83**
2001	Jason Basil; Richard Lewis	64
2002	Jeremy Slayden	66
2003	Matt Murton	56
2004	Steven Blackwood	66
2005	Tyler Greene	72
2006	Matt Wieters	71
2007	Matt Wieters	59
2008	Derek Dietrich	66
2009	Tony Plagman	73
2010	Tony Plagman	78
2011	Matt Skole	58
2012	**Jake Davies**	**73**
2013	Zane Evans; Daniel Palka	66
2014	Matt Gonzalez	37
2015	A.J. Murray	51

RUNS SCORED

1951	Bob Lusk	33
1952	Vaughn Dyer	22
1953	Jimmy Rogers; Chappell Rhino	13
1954	Bobby McCauley	26
1955	Lane Akers	33
1956	Johnny Menger	25
1957	Lane Akers	29
1958	Doug Veazey	19
1959	Doug Veazey	27
1960	George Inman	29
196l	Billy Williamson	20
1962	Doug Cook	19
1963	Mickey Carmack; Richard Conliff	14
1964	Jimmy Adams	16
1965	Randy Carroll	24
1966	Randy Carroll	21
1967	W.J. Blane	23
1968	Phil Caldwell; Floyd Harris; Ronnie King	27
1969	Bobby Gibson	31
1970	Dennis Davis	17
1971	Brannon Bonifay	36
1972	Larry Elliott	36
1973	Dick Steed	19
1974	Cam Bonifay	42
1975	Frank Turner	34
1976	Bert Kizer	30
1977	Bert Kizer	37
1978	Doug Ibele	38
1979	Doug Ibele	41
1980	Tommy Thompson	23
1981	Todd Moore	36
1982	Gary Newsom	49
1983	**Scott Jordan**	**68**
1984	**Scott Jordan**	**75**
1985	**Scott Jordan**	**77**
1986	Frank Bolick	72
1987	**Riccardo Ingram**	**93**
1988	Ty Griffin	81
1989	**Darren Bragg**	**74**
1990	Carlton Fleming	67
1991	**Darren Bragg**	**86**
1992	Carlton Fleming	67
1993	**Jason Varitek**	**78**
1994	Nomar Garciaparra	92
1995	Ryan Ritter	76
1996	J.J. Thomas	67
1997	Mark Fischer; Adam Leggett	75
1998	Heath Honeycutt	70
1999	Mark Teixeira	61
2000	**Mark Teixeira**	***103**
2001	Richard Lewis	77
2002	Jeremy Slayden	74
2003	Matt Murton	64
2004	Eric Patterson	76
2005	Tyler Greene	76
2006	Jeff Kindel	77
2007	Danny Payne	68
2008	Charlie Blackmon	68
2009	Jeff Rowland	66
2010	Jeff Rowland	75
2011	Kyle Wren	57
2012	Brandon Thomas	57
2013	Daniel Palka	55
2014	Daniel Spingola	45
2015	A.J. Murray	49

BASE HITS

195l	Bob Lusk	46
1952	Vaughn Dyer	23
1953	Jimmy Rogers	23
1954	Bobby McCauley	35
1955	Lane Akers	35
1956	Lane Akers; Johnny Menger	26
1957	Lane Akers; Bobby Dover	38
1958	Earl Moore	25
1959	Roger Kaiser	41
1960	Bobby Dews	35
1961	Roger Kaiser	29
1962	John Gher	29
1963	Richard Conliff	26
1964	Jimmy Adams	24
1965	Randy Carroll	44
1966	Randy Carroll	36
1967	Donnie Noggle	37
1968	Ted Tomasovich	43
1969	Bobby Gibson	36
1970	Larry Elliott	26
1971	Larry Elliott	59
1972	Larry Elliott	42
1973	Randy Rhino	37
1974	Randy Brown	49
1975	Frank Turner	44
1976	Jim Giuliani; Bert Kizer	45
1977	Bert Kizer	45
1978	Tommy Thompson; Doug Ibele	41
1979	Tommy Thompson; Doug Ibele	52
1980	Gary Newsom	31
1981	Rick Lockwood	51
1982	Rick Lockwood	66
1983	Scott Jordan	74
1984	Scott Jordan	84
1985	Scott Jordan	94
1986	Keith Kerver	100
1987	Riccardo Ingram	101
1988	Ty Griffin	90
1989	Andy Bruce	86
1990	Andy Bruce	97
1991	Carlton Fleming	92
1992	Carlton Fleming	89
1993	Jason Varitek	92
1994	Jay Payton	*129
1995	Ryan Ritter	98
1996	Mark Fischer	104
1997	Mark Fischer/ Adam Leggett	91
1998	Heath Honeycutt	95
1999	Mark Teixeira	87
2000	Richard Lewis	109
2001	Victor Menocal	102
2002	Victor Menocal	104
2003	Matt Murton	74
2004	Steven Blackwood	92
2005	Wes Hodges	106
2006	Jeff Kindel; Matt Wieters	92
2007	Danny Payne	81
2008	Charlie Blackmon	99
2009	Tony Plagman	87
2010	Chase Burnette	85
2011	Kyle Wren	90
2012	Sam Dove	86
2013	Kyle Wren	98
2014	**Daniel Spingola**	**82**
2015	Matt Gonzalez	63

AT BATS

1951	Chappell Rhino	104
1952	Charlie Brannon	85
1953	Chappell Rhino	86
1954	Lane Akers	89
1955	Lane Akers	99
1956	Johnny Menger	98
1957	Bobby Dover	115
1958	Doug Veazey	90
1959	Jerry Meyer	116
1960	Bobby Dews	116
1961	Roger Kaiser	95
1962	Billy Williamson	93
1963	Billy Williamson	104
1964	Jimmy Adams	94
1965	Randy Carroll	117
1966	Randy Carroll	109
1967	Ken Bonifay; Roy Jarrett	127
1968	Floyd Harris	136
1969	Floyd Harris	118
1970	Larry Elliott	96
1971	Dick Steed	151
1972	Dick Steed	129
1973	Randy Brown	104
1974	Randy Brown	148
1975	Frank Turner	117
1976	Bert Kizer	139
1977	Steve Davison	135
1978	Steve Davison	118
1979	Steve Davison	132
1980	Gary Newsom	103
1981	Todd Moore	165
1982	Gary Newsom	185
1983	Scott Jordan; Rick Lockwood	201
1984	Pete Geist	225
1985	Carl Sitler	240
1986	Keith Kerver	272
1987	Mike Fowler	259
1988	Billy Parham	264
1989	Andy Bruce	257
1990	Andy Bruce	267
1991	Anthony Byrd	285
1992	Carlton Fleming	249
1993	Jay Payton	240
1994	Jay Payton	*297
1995	Ryan Ritter	256
1996	Jay Hood	268
1997	Adam Leggett	267
1998	Heath Honeycutt	258
1999	Mark Teixeira	225
2000	Victor Menocal	280
2001	Victor Menocal	268
2002	Victor Menocal	282
2003	Eric Patterson	248
2004	Eric Patterson	264
2005	Tyler Greene	269
2006	Jeff Kindel	273
2007	Danny Payne	219
2008	Charlie Blackmon	250
2009	Jeff Rowland	247
2010	Chase Burnette	250
2011	Kyle Wren	265
2012	Kyle Wren	258
2013	Kyle Wren	272
2014	Daniel Spingola	257
2015	Matt Gonzalez	221

YEARLY BATTING LEADERS

*Denotes Tech Record;
Boldface led ACC

STOLEN BASES

1953	Bob Hudson; Larry Morris; Bobby McCauley	2
1954	Bobby McCauley	8
1955	Larry Morris	9
1956	Johnny Menger; Toppy Vann	4
1957	Bobby Dover	9
1958	Four Players	1
1959	Jerry Meyer; Mike Thomas	5
1960	Bobby Dews	8
1961	Billy Williamson; Roger Kaiser	4
1962	John Gher	9
1963	Bob Sheridan	3
1964	Jimmy Adams	7
1965	Jimmy Adams	9
1966	Roy Jarrett; Ken Bonifay	4
1967	Glenn Rea	9
1968-72	(Not Available)	
1973	Randy Rhino	19
1974	Randy Rhino	23
1975	Randy Rhino	12
1976	Steve Davison	5
1977	Steve Davison	7
1978	Steve Davison	7
1979	Steve Davison	6
1980	Larry Maurer	13
1981	Larry Maurer; Gary Newsom	11
1982	Gary Newsom	16
1983	**Scott Jordan**	**36**
1984	Scott Jordan	31
1985	Scott Jordan	40
1986	**Ty Griffin**	***50**
1987	**Ty Griffin**	**39**
1988	**Ty Griffin**	**38**
1989	Tom Green	21
1990	Carlton Fleming	18
1991	**Anthony Byrd**	**35**
1992	Nomar Garciaparra	25
1993	Michael Smith	24
1994	Nomar Garciaparra	33
1995	Ryan Ritter	6
1996	Adam Leggett	15
1997	Adam Leggett	18
1998	Heath Honeycutt	13
1999	Matthew Boggs	14
2000	Mark Teixeira	13
2001	Richard Lewis	11
2002	Eric Patterson	41
2003	Eric Patterson	35
2004	**Eric Patterson**	**48**
2005	Tyler Greene	31
2006	Danny Payne	20
2007	Danny Payne	20
2008	Charlie Blackmon	25
2009	Jeff Rowland	21
2010	Jeff Rowland	13
2011	Brandon Thomas	19
2012	Brandon Thomas	16
2013	Kyle Wren	28
2014	Daniel Spingola	15
2015	Thomas Smith; Matt Gonzalez	10

DOUBLES

1951	Bob Lusk	9
1952	Leon Hardeman	5
1953	Bill Cohen; Chappell Rhino	3
1954	Larry Morris	6
1955	Johnny Menger	7
1956	Dick Gookin	4
1957	Bobby Dover	7
1958	Jack Robertson; Bud Blemker	4
1959	Jerry Meyer	7
1960	Jerry Meyer	5
1961	Roger Kaiser	5
1962	John Gher; Ben Ferguson	5
1963	Mickey Carmack	4
1964	Pete Caldwell; Dick Emerson	3
1965	Randy Carroll	7
1966	W.J. Blane	9
1967	Donnie Noggle	7
1968	Ted Tomasovich	9
1969	Lloyd Harris; Bobby Gibson; Floyd Harris	6
1970	Dennis Davis	4
1971	Larry Elliott	12
1972	Dick Steed	11
1973	Jack Helinger	9
1974	Bert Kizer	12
1975	Frank Turner; Jim Giuliani	9
1976	Jim Giuliani	22
1977	Bert Kizer	10
1978	Gary Hardie	9
1979	Mike Macon	9
1980	Ray Cooney	8
1981	Todd Moore	10
1982	Rick Lockwood	12
1983	**Rick Lockwood**	**19**
1984	Scott Jordan	17
1985	Pete Geist	19
1986	Mike Fowler	18
1987	**Mike Fowler**	**25**
1988	Pat McGuire	17
1989	Andy Bruce; Marty Durkin; Anthony Maisano	14
1990	Andy Bruce	20
1991	Darren Bragg	21
1992	Jason Varitek	22
1993	Jason Varitek	20
1994	**Jay Payton**	***27**
1995	Scott Byers	25
1996	Mark Fischer	23
1997	Adam Leggett	17
1998	Scott Prather; Jay Hood	21
1999	Mark Teixeira; Jason Basil	18
2000	Jason Basil	25
2001	Victor Menocal	18
2002	Victor Menocal	20
2003	Jeremy Slayden	18
2004	Steven Blackwood	22
2005	Jeff Kindel	23
2006	Matt Wieters; Wes Hodges	20
2007	Danny Payne	20
2008	Luke Murton	25
2009	Tony Plagman	18
2010	Chase Burnette	19
2011	Jacob Esch	23
2012	Daniel Palka	19
2013	Mott Hyde	18
2014	**Matt Gonzalez**	**21**
2015	A.J. Murray	16

TRIPLES

1951	Dick Harvin	4
1952	Vaughn Dyer	4
1953	Jimmy Rogers; Chappell Rhino	3
1954	Charlie Brannon	3
1955	Bill Cohen; Bobby Dover; Johnny Menger	2
1956	Lane Akers	4
1957	Lane Akers; Ted Thomas	3
1958	Joe Chambers	1
1959	Roger Kaiser; Mike Thomas	4
1960	Bob Sheridan	5
1961	Billy Williamson	4
1962	John Gher	5
1963	Jimmy Adams; Richard Conliff; Bob Sheridan	2
1964	Jimmy Adams	3
1965	Randy Carroll	8
1966	Pete Caldwell	3
1967	Donnie Noggle	7
1968	Ted Tomasovich	6
1969	Lloyd Harris	4
1970	Derrell Parker	3
1971	Brannon Bonifay	5
1972	Ray Giuliani	5
1973	Randy Rhino; Cam Bonifay	4
1974	Randy Brown	4
1975	Randy Rhino	4
1976	Glen Mize	2
1977	Mickey Langley; Steve Davison	3
1978	Doug Ibele	4
1979	Rich Robbins	3
1980	Ray Cooney	4
1981	Rick Lockwood; Todd Moore	3
1982	Gary Newsom	4
1983	**Scott Jordan**	**5**
1984	Pete Geist/Carl Sitler	4
1985	**Steve Newbern**	**9**
1986	Frank Bolick	4
1987	Riccardo Ingram; Carl Sitler; K.G. White	3
1988	**Ty Griffin**	**8**
1989	**Tom Green**	**6**
1990	Andy Bruce	5
1991	Anthony Byrd	7
1992	Michael Smith; Jay Payton	6
1993	**Jay Payton**	***12**
1994	**Nomar Garciaparra**	**11**
1995	Mark Fischer	7
1996	Mark Fischer	5
1997	Mark Fischer	7
1998	Derik Goffena	3
1999	Eric McQueen	1
2000	Mark Teixeira; Brad Stockton	4
2001	Richard Lewis	6
2002	Tyler Parker	4
2003	Jeremy Slayden; Eric Patterson	4
2004	Eric Patterson	5
2005	Tyler Greene	3
2006	Danny Payne; Whit Robbins; Jeff Kindel; Michael Fisher	1
2007	Danny Payne; Luke Murton	3
2008	Charlie Blackmon	3
2009	Derek Dietrich; Jeff Rowland	4
2010	Jeff Rowland	7
2011	Kyle Wren	7
2012	Kyle Wren	6
2013	Kyle Wren	6
2014	**Daniel Spingola**	**8**
2015	Keenan Innis; Brandon Gold	2

HOME RUNS

1951	Dick Harvin	4
1952	Vaughn Dyer; Charlie Brannon	2
1953	Bobby McCauley	2
1954	Larry Morris	5
1955	Bobby McCauley	11
1956	Lane Akers; Bobby Dover	3
1957	Earl Moore	5
1958	Earl Moore	4
1959	Roger Kaiser; George Inman	4
1960	George Inman	7
1961	Billy Williamson	2
1962	Mickey Carmack	4
1963	Ron Scharf; Richard Conliff	3
1964	Jimmy Adams	5
1965	Randy Carroll	4
1966	Ken Bonifay	4
1967	Ronnie King	5
1968	Ted Tomasovich; Ronnie King; Phil Cardwell	5
1969	Jim Hargrave	5
1970	Derrell Parker	2
1971	Brannon Bonifay	3
1972	Ray Giuliani; Dick Steed	3
1973	Jack Helinger	5
1974	Jim Stevens	7
1975	Four players	2
1976	Donnie Keener	6
1977	Bert Kizer	8
1978	Tommy Thompson	10
1979	Tommy Thompson	14
1980	Gary Newsom	8
1981	Tommy Thompson	11
1982	Gary Newsom	11
1983	Rick Lockwood	12
1984	Pete Geist	16
1985	Jeff Distasio	13
1986	Jeff Distasio	19
1987	Mike Fowler; Billy Parham	18
1988	Billy Parham	20
1989	Anthony Maisano	12
1990	**Anthony Maisano**	***25**
1991	Andy Bruce	22
1992	Jason Varitek	11
1993	**Jason Varitek**	**22**
1994	Jay Payton	20
1995	Ryan Ritter	20
1996	**J.J. Thomas**	**21**
1997	Mark Fischer	24
1998	Eric McQueen	15
1999	Mark Teixeira	13
2000	**Mark Teixeira**	**18**
2001	Jason Basil; Jason Perry	14
2002	Jeremy Slayden	18
2003	Micah Owings	15
2004	Micah Owings	15
2005	Jeremy Slayden	13
2006	Matt Wieters	15
2007	Matt Wieters	10
2008	Tony Plagman	16
2009	Luke Murton	20
2010	Tony Plagman	21
2011	Daniel Palka	12
2012	Jake Davies	14
2013	**Daniel Palka**	**17**
2014	Mott Hyde; A.J. Murray	4
2015	A.J. Murray	15

TEAM PITCHING RECORDS

INNING PITCHED

Season
619.1 in 1986

COMPLETE GAMES

Season (most)
18 in 1991
Season (fewest):
0 four times
2006, 2009, 2014, 2015

SHUTOUTS

Season (most)
8, three times
1906, 1971, 1997
Most Consecutive
3 in 1971
3-7 vs. Georgia State, 6-0
3-7 vs. Georgia State, 6-0
3-10 vs. Georgia, 7-0
Most Consecutive Shutout Innings
27
Milligan, 3-28-1972, through Hillsdale, 4-3-1972
Most Consecutive Games Without a Shutout
112
Stetson, 4-1-1978 through Georgia, 5-7-1981

SAVES

Season (most)
18, twice
2006, 2014
Season (fewest)
3, three times
1974, 1975, 1981

EARNED RUN AVERAGE

Season (lowest)
2.60 in 1973
Season (highest)
8.44 in 1953

RELIEF APPEARANCES

Season (most)
187 in 2004
Season (fewest)
21 in 1967

RUNS ALLOWED

Inning
18 vs. LSU (7th), 5-26-1996
Game
29 vs. LSU, 5-26-1996
Season (most)
422 in 1995
Season (fewest)
85 in 1970

EARNED RUNS ALLOWED

Inning
18 vs. LSU (7th), 5-26-1996
Game
29 vs. LSU, 5-26-1996
Season (most)
350 in 1995
Season (fewest)
70 in 1973

HITS ALLOWED

Inning
13 vs. LSU (7th), 5-26-1996
Game
25 vs. Clemson, 4-17-1983
Season (most)
660 in 2006
Season (fewest)
183 in 1970

HITS PER 9 INNINGS

Season (highest)
11.58, 1980
304/236.1 innings
Season (lowest)
7.36, 1971
258/315.2 innings

STRIKEOUTS

Game (10 inn.)
20 vs. Vanderbilt, 4-23-2010
Game (9 inn.)
19, twice
vs. Earlham, 3-21-1975
vs. Augusta, 4-23-1989
Season (most)
618 in 1998
Season (fewest)
87 in 1954

STRIKEOUTS PER 9 INNINGS

Season (highest)
10.00, 1998 (618/556 inn.)
Season (lowest)
3.30, 1978 (95/259.1 inn.)

HOME RUNS ALLOWED

Game:
7 vs. North Carolina, 4-3-1994
Season (most)
70, twice
1983, 1998
Season (fewest)
4 in 1970

WALKS

Game
15, vs. Armstrong State, 2-26-1986
Season (most)
416 in 1986
Season (fewest)
82 on 1964

WALKS PER 9 INNINGS

Season (highest)
8.03, 1961
176/197.1 innings
Season (lowest)
2.54, 2002
171/606.2 innings

STRIKEOUT-TO-WALK RATIO

Season (best)
2.90-1, 2002
496 strikeouts/171 walks
Season (worst)
0.62-1, 1961
109 strikeouts/176 walks

WILD PITCHES

Season (most)
81 in 1991

HIT BATSMEN

Season (most)
72 in 2002

INDIVIDUAL PITCHING RECORDS

RELIEF APPEARANCES

Season
45, Jim Poole, 1988
Career
119, twice
Jim Poole, 1985-88
Chris Myers, 1991-94

INNINGS PITCHED

Game
14
Henry Collier vs. Georgia, 5-21-1910
Season
143.0
Brad Rigby, 1994
Career
472.0
Doug Creek, 1988-91

EARNED RUN AVERAGE

Season (min. 50 IP)
1.07, Mike Sorrow, 1971
Career (min. 100 IP)
1.97, Mike Schisler, 1970-73

STRIKEOUTS

Inning
4, three times
Ed LaFitte (1st) vs. Georgia, 5-19-1906
Brad Rigby (7th) vs. Ga. Southern, 5-8-1994;
Kyle Bakker (1st) vs. Coastal Carolina, 2-22-2002
Game (9 inn.)
19, Jerry Bass vs. Earlham, 3-21-1975
Game (10 inn.)
19, Ed LaFitte vs. Mercer, 4-13-1907
Game (11 inn.)
20, Doc Wilson vs. Vanderbilt, 4-23-1910

EARNED RUNS ALLOWED

Season (min. 50 IP)
7, twice
Jerry Owen, 1967
Mike Schisler, 1970
Career (min. 100 IP)
33, Joe Chambers, 1960-61

RUNS ALLOWED

Season (min. 50 IP)
8, twice
Mike Schisler, 1970
Sam Clay, 2014
Career (min. 100 IP)
48, Larry Livingston, 1970-73

HITS ALLOWED

Season (min. 50 IP)
27, Butch Crook, 1966
Career (min. 100 IP)
54, Ted Tomasovich, 1966-68

WALKS ALLOWED

Season (min. 50 IP)
10, Mike Schisler, 1970
Career (min. 100 IP)
20, Joe Chambers, 1960-62

HIT BATSMEN

Game (most)
5, Eddie Burns vs. USF, 5-6-07
Season (most)
23, Eddie Burns, 2008
Career (most)
38, Eddie Burns, 2005-08

WILD PITCHES

Game (most)
4, three times
John Davis vs. Clemson, 4-13-1988
Marc Pisciotta vs. Duke, 4-14-1990
Cole Pitts vs. Indiana State, 2-28-2015
Season (most)
21, Brad Rigby, 1994
Career (most)
55, Doug Creek, 1988-91

NO HITTERS

NO-HITTERS BY TECH PITCHERS

Pitcher	*Opponent*	*Date*	*Score*	*IP*	*H*	*R*	*ER*	*BB*	*SO*	*Comment*
Jimmy Robinson	Jacksonville	3-23-1965	W, 8-1	9	0	1	1	1	9	Walk, HBP, WP aided in Jacksonville run
Jerry Bass	Earlham	3-21-1975	W, 41-0	9	0	0	0	3	19	Single-game K mark, NCAA record for win margin
Stu Rogers	Ball State	3-1-1983	W, 12-0	7	0	0	0	3	8	Capped three-game sweep
Roger Roddy	E. Tenn. St.	3-24-1987	W, 15-0	7	0	0	0	0	8	Three Tech errors, game called by rain

NO-HITTERS BY OPPOSING PITCHERS

Spencer Love	Vanderbilt	4-25-1907	L, 0-6	9	0	0	0	2	10	None of the 4 GT runners advanced past first base
Tom Philpot	Georgia	5-10-1919	L, 0-8	9	0	0	0	1	6	Only three baserunners (HBP, walk, error)
Don Woeltjen	Georgia	5-3-1963	L, 0-5	9	0	0	0	0	11	Only perfect game ever pitched against Tech
Nelson Gibson/Charles Watson	Clemson	5-6-1967	L, 0-3	9	0	0	0	–	–	Tigers committed three errors

CAREER PITCHING LEADERS

WINNING PERCENTAGE

(Min. 10 wins)	Record	Pct.	Years
1. Ed LaFitte	18-2	.900	1906-07
2. Scott Erwin	25-3	.893	1986-89
3. Mike Schisler	22-3	.880	1970-73
4. L.J. Yankosky	25-4	.862	1994-98
5. Al Gogolin	23-4	.852	1992-94
6. John Horn	11-2	.846	1983-85
7. Bud Moore	15-3	.833	1966-68
Philip Perry	10-2	.833	2000-04
Jared Hyatt	15-3	.833	2004-07
Andrew Robinson	10-2	.833	2007-10
11. Brad Rigby	35-8	.814	1992-94
12 Andrew Kown	13-3	.813	2002-04
13. Kyle Bakker	25-6	.806	2001-03
14. Deck McGuire	28-7	.800	2008-10
Mark Pope	24-6	.800	2009-11
16. Kris Wilson	25-7	.781	1995-97
17. Chris Goodman	17-5	.773	2002-03
18. Zac Ryan	**10-3**	**.770**	**2014-**
19. Blake Wood	22-7	.759	2004-06
20. Craig Day	24-8	.750	1903-06
Micah Owings	18-6	.750	2003-04
Lee Hyde	18-6	.750	2004-06

STRIKEOUTS PER 9 INNINGS

(Min. 100 innings)	K/IP	K/9	Years
1. Jim Poole	263/188	12.59	1985-88
2. Ed LaFitte	242/189.1	11.50	1906-07
3. Scott Prather	197/162.1	10.92	1996-98
4. Brad Rigby	397/339.1	10.53	1992-94
5. Jed Bradley	254/234.0	10.43	2009-11
6. Jason Neighborgall	115/101	10.25	2003-05
7. Bud Blemker	257/233.2	9.90	1957-59
8. Brad Rulon	160/146.2	9.82	2005-08
9. Chuck Crowder	377/346.2	9.79	1997-99
10. Cory Vance	328/302.2	9.75	1998-00
11. Brett Binkley	190/176	9.72	1991-93
12. Deck McGuire	306/291	9.46	2008-10
13. Jared Hyatt	150/144	9.37	2004-07
Marc Pisciotta	275/264	9.37	1989-91
15. Buck Farmer	387/380.1	9.16	2010-13
16. Mike Sorrow	248/247.1	9.02	1969-72
17. Keith Fleming	266/269.2	8.88	1983-86
18. Rich Thieme	114/116	8.84	1995-97
19. Doug Creek	458/472	8.73	1988-91
20. David Elder	283/292	8.72	1995-97

APPEARANCES

1. Chris Myers	125	1991-94
2. Jim Poole	120	1985-88
3. Brad Rulon	117	2005-08
4. Jeff Watchko	115	2000-03
5. Keith Fleming	111	1983-86
6. Jase Wrigley	103	1995-98
7. Andrew Robinson	98	2007-10
Brian Burks	93	2001-04
9. Dusty Isaacs	89	2011-14
10. Brett Binkley	82	1991-93
Jared Hyatt	82	2004-07
12. Aaron Walker	76	2001-04
13. Joe Wise	74	1987-90
Doug Creek	74	1988-91
15. George Shirilla	73	1981-85
16. Chuck Crowder	73	1996-99
17. John Davis	72	1987-90
Mike Hostetler	72	1989-91
19. Buck Farmer	68	2010-13
20. Jordan Crews	67	2002-05
Ryan Turner	67	2004-07

EARNED RUN AVERAGE

(Min. 100 innings)	ER/IP	ERA	Years
1. Mike Schisler	54/246.2	1.97	1970-73
2. Gary Steele	41/163.1	2.26	1968-70
3. Bud Blemker	60/233.2	2.31	1957-59
4. Mike Sorrow	66/247.1	2.40	1969-72
5. Bud Moore	48/172.1	2.51	1966-68
6. Brett Binkley	55/176	2.81	1991-93
7. Bill Pridgen	43/136.1	2.84	1971-72
8. Jeff Payne	41/124	2.98	1965-67
9. Jim Robinson	62/186.1	2.99	1964-66
10. Mark Pope	73/219.1	3.00	2009-11
11. Brad Rigby	114/339.1	3.02	1992-94
12. Phil Hudson	60/175	3.09	1967-70
13. Al Gogolin	89/258	3.10	1992-94
14. Buck Farmer	132/380.1	3.12	2010-13
15. Jim Poole	68/188	3.26	1985-88
16. Deck McGuire	106/291	3.28	2008-10
Ed Chambless	60/163.1	3.31	1958-60
18. Jerry Owen	68/180.1	3.39	1967-70
19. Chris Myers	94/246.1	3.43	1992-94
20. Alex Cruz	55/144.0	3.44	2012-14

WALKS PER 9 INNINGS

(Min. 100 innings)	BB/IP	BB/9	Years
1. Chris Goodman	36/168.1	1.92	2002-03
2. Mark Pope	53/219.1	2.17	2009-11
3. Kyle Bakker	69/273	2.27	2001-03
4. Brian Burks	75/289.1	2.33	2001-04
5. Kris Wilson	89/328.2	2.437	1995-97
6. Bill Pridgen	37/136.1	2.443	1971-72
7. Eddie Burns	44/153.1	2.58	2005-08
8. Chris Myers	73/246.1	2.67	1991-94
9. Andrew Kown	50/166	2.71	2002-04
10. Jim Robinson	57/186.2	2.75	1964-66
11. Mike Schisler	76/246.2	2.77	1970-73
12. Jed Bradley	73/234	2.81	2009-11
13. Blake Wood	79/252	2.82	2004-06
14. Jonathan King	**57/179.1**	**2.860**	**2013-**
15. Micah Owings	64/201.1	2.861	2003-04
16. Buck Farmer	121/380.1	2.87	2010-13
17. David Duncan	87/272.1	2.88	2006-08
18. Jeff Payne	40/124	2.90	1965-67
19. Mike Hostetler	96/282.2	3.06	1989-91
20. Aaron Walker	36/104.1	3.11	2001-04

VICTORIES

1. Doug Creek	41	1988-91
2. Brad Rigby	35	1992-94
3. Buck Farmer	33	2010-13
Chuck Crowder	33	1996-99
5. Kevin Brown	28	1984-86
David Elder	28	1995-97
Cory Vance	28	1998-00
Deck McGuire	28	2008-10
9. Brian Burks	27	2001-04
10. Roger Kinard	26	1984-87
11. Marc Pisciotta	25	1989-91
Scott Erwin	25	1986-89
Kris Wilson	25	1995-97
L.J. Yankosky	25	1994-98
Kyle Bakker	25	2001-03
16. Craig Day	24	1903-06
Mark Pope	24	2009-11
18. Todd Shiver	23	1984-87
Al Gogolin	23	1992-94
20. Mike Schisler	22	1970-73
Jerry Bass	22	1974-77
Keith Fleming	22	1983-86
Sam Drake	22	1987-89
John Davis	22	1987-90
Mike Hostetler	22	1989-91
Brent Colson	22	1990-92
Blake Wood	22	2004-06

CAREER PITCHING LEADERS

INNINGS PITCHED

1.	Doug Creek	472	1988-91
2.	Buck Farmer	380.1	2010-13
3.	Chuck Crowder	346.2	1996-99
4.	Brad Rigby	339.2	1992-94
5.	Kevin Brown	329	1984-86
6.	Kris Wilson	328.2	1995-97
7.	Roger Kinard	323	1984-87
8.	Jerry Bass	310	1974-77
9.	Cory Vance	302.2	1998-00
10.	Stu Rogers	299.1	1981-84
11.	David Elder	292	1995-97
12.	Deck McGuire	291	2008-10
13.	Brent Colson	290.2	1990-92
14.	Brian Burks	289.1	2001-04
15.	John Davis	283.1	1987-90
16.	Mike Hostetler	282.2	1989-91
17.	Todd Shiver	276.2	1984-87
18.	Kyle Bakker	273	2001-03
19.	David Duncan	272.1	2006-08
20.	Keith Fleming	269.2	1983-86

STRIKEOUTS

1.	Doug Creek	458	1988-91
2.	Brad Rigby	397	1992-94
3.	Buck Farmer	387	2010-13
4.	Chuck Crowder	377	1996-99
5.	Cory Vance	328	1998-00
6.	Deck McGuire	306	2008-10
7.	Jerry Bass	294	1974-77
8.	David Elder	283	1995-97
9.	Marc Pisciotta	275	1989-91
10.	Kyle Bakker	274	2001-03
11.	Roger Kinard	272	1984-87
12.	Kris Wilson	270	1995-97
13.	Keith Fleming	266	1983-86
14.	Jim Poole	263	1985-88
15.	Sam Drake	256	1987-89
	Brent Colson	256	1990-92
17.	John Davis	254	1987-90
	Jed Bradley	254	2009-11
19.	Kevin Brown	249	1984-86
20.	Mike Sorrow	248	1969-72

COMPLETE GAMES

1.	Craig Day	20	1903-06
	Bud Blemker	20	1957-79
3.	Jerry Bass	17	1974-77
	Mike Sorrow	17	1969-71
5.	Ed LaFitte	16	1906-07
	Doug Creek	16	1988-91
7.	Kevin Brown	15	1984-86
8.	Mike Schisler	12	1970-73
	Mike Hostetler	12	1989-91
10.	Ed Chambless	11	1958-60
	Solomon	11	1903
	DeWitt Poole	11	1904
13.	Stu Rogers	10	1981-84
	Phil Hudson	10	1967-70
	Bob Patton	10	1954-57
16.	Danny McGregor	9	1954-57
17.	Roger Kinard	8	1984-87
	Cory Vance	8	1998-00
19.	Scott Erwin	7	1986-89
	Al Gogolin	7	1992-94
	Chuck Crowder	7	1996-99



JIM POOLE'S *22 career saves stand as a school record.*

SAVES

1.	Jim Poole	22	1985-88
2.	Keith Fleming	21	1983-86
3.	Chris Myers	20	1991-94
4.	Jeff Watchko	19	2000-03
5.	Brett Binkley	18	1991-93
6.	Tucker Barr	17	1994-96
	Matt Wieters	16	2005-07
8.	Brian Burks	13	2001-04
9.	Mike Hostetler	12	1989-91
	Luke Bard	12	2010-12
11.	Brad Rulon	11	2005-08
12.	Zane Evans	10	2011-13
	Andrew Robinson	10	2007-10
14.	Jase Wrigley	9	1995-98
	Chris Hicks	9	2006-08
	Mark Pope	9	2009-11
17.	Sam Clay	8	2013-14
	Zac Ryan	**8**	**2014-**
19.	Andy Mitchell	7	1998-01
	Dusty Isaacs	7	2011-14

SHUTOUTS

1.	Mark Pope	4	2009-11
2.	Bill Pridgen	3	1971-72
	Jerry Bass	3	1974-77
	Stu Rogers	3	1980-84
	Chuck Crowder	3	1996-99
5.	Mike Schisler	2	1970-73
	Doug Creek	2	1988-91
	Al Gogolin	2	1992-94
	Kris Wilson	2	1995-97
	Kyle Bakker	2	2001-03

SEASON PITCHING LEADERS

WINNING PERCENTAGE

(Min. 5 wins)	Record	Pct.	Year
1. Scott Erwin	13-0	1.000	1988
2. Mike Schisler	9-0	1.000	1973
3. Bud Blemker	8-0	1.000	1957
Mike Schisler	8-0	1.000	1971
5. Lee Hyde	6-0	1.000	2006
6. John Horn	5-0	1.000	1984
Brad Rulon	5-0	1.000	2006
8. Brad Rigby	13-1	.929	1993
9. L.J. Yankosky	11-1	.917	1998
Jeff Watchko	11-1	.917	2002
11. Andrew Kown	10-1	.909	2004
Blake Wood	10-1	.909	2005
13. Zac Ryan	**9-1**	**.900**	**2015**
14. Bill Pridgen	8-1	.889	1971
Al Gogolin	8-1	.889	1993
Jared Hyatt	8-1	.889	2007
Deck McGuire	8-1	.889	2008
Mark Pope	8-1	.889	2010
19. Bud Moore	7-1	.875	1967
Jerry Bass	7-1	.875	1974
Matt Saier	7-1	.875	1995

STRIKEOUTS PER 9 INNINGS

(Min. 50 innings)	K/IP	K/9	Year
1. Jim Poole	113/71	14.32	1988
2. Jason Neighborgall	72/53	12.22	2005
3. Brad Rigby	132/98.2	12.04	1993
4. Keith Fleming	91/70.1	11.64	1986
5. Brad Rigby	184/143	11.58	1994
6. Ed LaFitte	97/75.2	11.54	1907
7. Ed LaFitte	145/113.2	11.48	1906
8. Cory Vance	102/80	11.475	1998
9. Bud Blemker	121/95	11.46	1959
10. Jim Poole	90/71	11.41	1987
11. Scott Prather	98/77.2	11.36	1998
12. Buck Hall	83/67	11.15	1993
13. Doc Wilson	94/76	11.13	1910
14. Brett Binkley	69/58	10.71	1993
15. Deck McGuire	118/100.1	10.59	2009
16. Butch Crook	61/52	10.56	1966
17. Marc Pisciotta	74/63.2	10.46	1990
18. David Elder	123/106.1	10.41	1996
19. Sam Drake	82/72.1	10.20	1989
20. Kyle Schmidt	80/71.2	10.05	2002

APPEARANCES

1. Jim Poole	45	1988
2. Brett Binkley	39	1993
Chris Myers	39	1993
4. Jim Poole	38	1987
5. Brad Rulon	37	2006
6. Keith Fleming	36	1986
7. Brad Rulon	34	2008
8. Mike Hostetler	33	1989
Andrew Robinson	33	2008
10. Zach Brewster	32	2009
Chris Myers	32	1992
12. Jim Poole	31	1986
Jeff Watchko	31	2001
Sam Clay	31	2014
15. Marc Pisciotta	30	1990
Jase Wrigley	30	1998
Jordan Crews	30	2005
Alex Cruz	30	2012
19. Shane McGill	29	1994
Jeff Watchko	29	2002
Jeff Watchko	29	2003
Brad Rulon	29	2007
Jared Hyatt	29	2007
Dusty Isaacs	29	2014

EARNED RUN AVERAGE

(Min. 40 innings)	ER/IP	ERA	Year
1. Mike Sorrow	10/84	1.07	1971
2. Sam Clay	8/57.0	1.26	2014
3. Mike Schisler	13/86.1	1.355	1973
4. Bud Blemker	11/72.2	1.362	1957
5. Jerry Priestley	8/42	1.71	1966
6. Mike Schisler	7/36.2	1.72	1970
7. Mark Pope	22/113.2	1.74	2011
8. Bud Moore	16/81.1	1.77	1967
9. Gary Steele	12/60.2	1.78	1969
10. Brett Binkley	18/90	1.80	1992
11. Mike Sorrow	12/59	1.831	1969
12. Alex Cruz	15/72.2	1.832	2012
13. Jeff Payne	14/68.2	1.835	1967
14. Chris Myers	17/80.2	1.90	1993
15. Dusty Isaacs	13/61.0	1.92	2014
16. Jim Poole	16/71	2.03	1988
17. Phil Hudson	22/94	2.106	1968
18. Jim Robinson	15/64	2.109	1966
19. Bill Pridgen	16/65.2	2.193	1971
20. Brad Rulon	12/49.0	2.204	2006

WALKS PER 9 INNINGS

(Min. 50 innings)	BB/IP	BB/9	Year
1. Mark Pope	13/78.2	1.49	2010
2. Kyle Bakker	24/134.2	1.60	2002
3. Chris Myers	15/80.2	1.67	1993
4. Chris Goodman	16/81.2	1.76	2002
5. Ryan Turner	15/75.2	1.78	2007
6. Jeff Watchko	19/89.2	1.91	2002
Mark Pope	24/113.2	1.91	2011
8. Jeff Payne	15/68.2	1.97	1967
9. Mike Schisler	19/86.1	1.98	1973
10. Blake Wood	24/106.1	2.03	2005
11. Brian Burks	13/57.1	2.04	2003
12. Bill Pridgen	15/65.2	2.06	1971
13. Chis Goodman	20/86.2	2.08	2003
14. Chris Myers	13/55	2.13	1992
15. Micah Owings	21/88	2.15	2003
16. Eddie Burns	17/70.1	2.18	2007
17. Brian Burks	23/94.1	2.194	2004
18. Kris Wilson	24/98.1	2.197	1996
19. Brian Burks	25/102.1	2.199	2002
20. Joe Chambers	13/52	2.25	1960

VICTORIES

1. Brad Rigby	14	1994
2. Scott Erwin	13	1988
Marc Pisciotta	13	1991
Brad Rigby	13	1993
Cory Vance	13	2000
Kyle Bakker	13	2002
7. Ed LaFitte	12	1906
Roger Kinard	12	1987
Mike Hostetler	12	1990
Al Gogolin	12	1994
Kris Wilson	12	1997
Chuck Crowder	12	1998
13. Kevin Brown	11	1986
Craig Day	11	1905
Sam Drake	11	1987
Doug Creek	11	1990
Doug Creek	11	1991
Brent Colson	11	1992
Buck Farmer	11	2011
Deck McGuire	11	2009
Mark Pope	11	2011
L.J. Yankosky	11	1998
Jeff Watchko	11	2002
Blake Wood	11	2006

SEASON PITCHING LEADERS

INNINGS PITCHED

1.	Brad Rigby	143	1994
2.	Al Gogolin	139.1	1994
3.	Kevin Brown	137	1985
4.	Doug Creek	136.2	1991
5.	Kevin Brown	136	1986
6.	Kyle Bakker	134.2	2002
7.	Mike Hostetler	130.1	1990
8.	Roger Kinard	130	1987
9.	Doug Creek	126	1990
10.	Chuck Crowder	124.2	1998
11.	Marc Pisciotta	122.1	1991
12.	Jerry Bass	119.2	1977
13.	Cory Vance	119	2000
14.	Brent Colson	118.2	1992
15.	Kris Wilson	118.1	1997
16.	David Albert	117.2	1992
17.	Chuck Crowder	117	1999
18.	Doug Creek	115.1	1989
19.	Blake Wood	114.2	2006
20.	Scott Erwin	114	1988

STRIKEOUTS

1.	Brad Rigby	184	1994
2.	Ed LaFitte	145	1906
3.	Chuck Crowder	133	1998
4.	Brad Rigby	132	1993
5.	Chuck Crowder	130	1999
6.	Doug Creek	128	1991
7.	Doug Creek	126	1990
8.	Marc Pisciotta	124	1991
	Al Gogolin	124	1994
10.	David Elder	123	1996
	Cory Vance	123	2000
12.	Buck Farmer	122	2013
	Kevin Brown	122	1986
14.	Jerry Bass	121	1977
	Bud Blemker	121	1959
16.	Deck McGuire	118	2009
	Deck McGuire	118	2010
18.	Doug Creek	116	1989
19.	Kyle Bakker	115	2002
	Buck Farmer	115	2012

COMPLETE GAMES

1.	Craig Day	12	1905
2.	Solomon	11	1903
	DeWitt Poole	11	1904
	Ed LaFitte	11	1906
5.	Jerry Bass	10	1977
6.	Craig Day	9	1906
	Bud Blemker	9	1959
8.	Doc Wilson	8	1910
	Bud Moore	8	1967
	Kevin Brown	8	1985
11.	Craig Day	7	1904
	Henry Collier	7	1910
	Phil Hudson	7	1968
	Mike Schisler	7	1973
	Doug Creek	7	1990
16.	Scroup Enloe	6	1925
	Snead	6	1925
	Bud Blemker	6	1957
	Bill Pridgen	6	1972
	Mike Hostetler	6	1990
	Mike Hostetler	6	1991
	David Albert	6	1992

SAVES

1.	Brett Binkley	14	1993
2.	Tucker Barr	12	1995
3.	Mike Hostetler	11	1989
4.	Jim Poole	10	1987
5.	Jim Poole	9	1988
	Chris Hicks	9	2008
7.	Keith Fleming	8	1986
	Chris Myers	8	1992
	Mark Pope	8	2009
	Brian Burks	8	2003
	Andrew Robinson	8	2010
	Luke Bard	8	2011
	Sam Clay	8	2014
14.	Keith Fleming	7	1984
	Chris Myers	7	1994
	Matt Wieters	7	2006
	Brad Rulon	7	2008
	Zane Evans	7	2012
	Dusty Isaacs	7	2014
	Zac Ryan	**7**	**2015**



KEVIN BROWN *pitched Georgia Tech to ACC Championships in 1985, 1986 and 1987.*

RECORDS

YEARLY PITCHING LEADERS

STRIKEOUTS

1953 Dave Redford 44
1954 Bob Patton 26
1955 Danny McGregor 35
1956 Bob Patton 32
1957 Bud Blemker 72
1958 Bud Blemker 66
1959 Bud Blemker 121
1960 Ed Chambless 73
1961 Harry Davis 32
1962 Don Shi 38
1963 Ron Scharf 37
1964 Jimmy Robinson 36
1965 Jimmy Robinson 49
1966 Butch Crook 61
1967 Jeff Payne 74
1968 Phil Hudson 80
1969 Mike Sorrow 55
1970 Mike Schisler 42
1971 Mike Sorrow 93
1972 Mike Sorrow 74
1973 Mike Schisler 69
1974 Jerry Bass 42
1975 Jerry Bass 66
1976 Rodney Hudlow 79
1977 Jerry Bass 121
1978 Bart Campbell 30
1979 Jim Thorsten 29
1980 Mike Gentry 26
1981 Richard O'Brien 48
1982 John Jett 57
1983 Stu Rogers 72
1984 Keith Fleming;
Stu Rogers 44
1985 Kevin Brown 95
1986 Kevin Brown 122
1987 Roger Kinard 111
1988 Jim Poole 113
1989 Doug Creek 116
1990 Doug Creek 126
1991 Doug Creek 128
1992 Brent Colson 105
1993 Brad Rigby 132
1994 Brad Rigby *184
1995 Kris Wilson 101
1996 David Elder 123
1997 Kris Wilson 103
1998 Chuck Crowder 133
1999 Chuck Crowder 130
2000 Cory Vance 123
2001 Steve Kelly 93
2002 Kyle Bakker 115
2003 Kyle Bakker 80
2004 Micah Owings 112
2005 Blake Wood 74
2006 Blake Wood 95
2007 David Duncan 86
2008 David Duncan 74
2009 Deck McGuire 118
2010 Deck McGuire 118
2011 Jed Bradley
Buck Farmer 106
2012 Buck Farmer 115
2013 Buck Farmer 122
2014 Sam Clay
Josh Heddinger 64
2015 Brandon Gold 71

STRIKEOUTS PER 9 INN.

1953 Dave Redford 6.71
1954 Dave Redford 4.44
1955 Danny McGregor 5.00
1956 Bob Patton 6.22
1957 Bud Blemker 8.92
1958 Bud Blemker 9.00
1959 Bud Blemker 11.46
1960 Ed Chambless 9.43
1961 John Hawkins 4.75
1962 Don Shi 8.42
1963 Don Shi 7.14
1964 Jimmy Robinson 5.04
1965 Larry Zimmer 8.26
1966 Butch Crook 10.56
1967 Jeff Payne 9.77
1968 Phil Hudson 7.66
1969 Mike Sorrow 8.39
1970 Mike Schisler 10.31
1971 Mike Sorrow 9.96
1972 Mike Sorrow 8.46
1973 Greg Baldwin 7.27
1974 Jerry Bass 6.83
1975 Jerry Bass 8.57
1976 Jerry Bass 8.91
1977 Jerry Bass 9.10
1978 Bart Campbell 6.98
1979 Steve Davison 7.46
1980 Eric Perry 5.32
1981 Stu Rogers 6.79
1982 Alan Walker 7.88
1983 Keith Fleming 8.87
1984 Keith Fleming 8.88
1985 John Stewart 11.57
1986 Jim Poole 11.77
1987 Jim Poole 11.41
1988 Jim Poole *14.32
1989 Sam Drake 10.20
1990 Marc Pisciotta 10.46
1991 Marc Pisciotta 9.12
1992 Brett Binkley 8.90
1993 Brad Rigby 12.04
1994 Brad Rigby 11.58
1995 Tucker Barr 13.02
1996 Scott Prather 11.37
1997 Rich Thieme 9.87
1998 Cory Vance 11.47
1999 Chuck Crowder 10.00
2000 Cory Vance 9.30
2001 Kyle Bakker 9.73
2002 Kyle Schmidt 10.05
2003 Brian Burks 7.85
2004 Micah Owings 8.89
2005 Jason Neighborgall 12.2
2006 Matt Wieters 9.95
2007 Danny Payne 11.15
2008 Brad Rulon 10.90
2009 Deck McGuire 10.59
2010 Jed Bradley 9.78
2011 Jed Bradley 9.74
2012 Buck Farmer 9.75
2013 Buck Farmer 9.71
2014 Sam Clay 10.10
2015 Zac Ryan 7.55

WALKS PER 9 INN.

1953 Chappell Rhino 2.70
1954 Bob Patton 2.70
1955 Danny McGregor 3.29
1956 Bob Patton 3.11
1957 Bob Patton 2.84
1958 Bud Blemker 4.23
1959 Ed Chambless 4.06
1960 Joe Chambers 2.25
1961 Harry Davis 8.66
1962 Frank Hall 3.58
1963 Ivan Entrekin 3.49
1964 Jimmy Robinson 2.80
1965 Jimmy Robinson 2.79
1966 Jimmy Robinson 2.67
1967 Jeff Payne 1.97
1968 Gary Steele 3.21
1969 Mike Sorrow 2.90
1970 Mike Schisler 2.45
1971 Bill Pridgen 2.06
1972 Bill Pridgen 2.10
1973 Mike Schisler 1.98
1974 James Beavers 3.89
1975 Jerry Bass 3.63
1976 Jerry Bass 3.97
1977 Jerry Bass 3.76
1978 David Middour 2.89
1979 Jim Thorsten 3.96
1980 Mike Gentry 3.84
1981 Eric Perry 3.15
1982 Stu Rogers 2.63
1983 Stu Rogers 3.77
1984 Stu Rogers 3.34
1985 Kevin Brown 2.96
1986 Keith Fleming 3.46
1987 Jim Poole 4.06
1988 John Davis 2.77
1989 Mike Hostetler 3.83
1990 Mike Hostetler 2.55
1991 Mike Hostetler 3.32
1992 Chris Myers 2.13
1993 Chris Myers 1.67
1994 Tucker Barr 2.37
1995 Tucker Barr 0.48
1996 Kris Wilson 2.20
1997 Kris Wilson 2.28
1998 L.J. Yankosky 3.41
1999 Simon Young 3.02
2000 Cory Vance 2.72
2001 Kyle Bakker 1.79
2002 Kyle Bakker 1.60
2003 Brian Burks 2.04
2004 Brian Burks 2.19
2005 Blake Wood 2.03
2006 David Duncan 3.13
2007 Ryan Turner 1.78
2008 Eddie Burns 2.64
2009 Brandon Cumpton 3.08
2010 Mark Pope *1.49
2011 Mark Pope 1.91
2012 Alex Cruz 2.82
2013 Buck Farmer 2.79
2014 Devin Stanton 2.59
2015 Jonathan King 2.45

WINS

1951 Herb Bradshaw;
Chappell Rhino 4
1952 Chappell Rhino 3
1953 Chappell Rhino 5
1954 Bob Patton 6
1955 Danny McGregor 5
1956 Burton Grant 4
1957 Bud Blemker 8
1958 Ed Chambless; . . . . . .
Jim Towery 2
1959 Bud Blemker 9
1960 Eddie Chambless 5
1961 Mike Tomasovich;
Harry Davis 2
1962 Mike Tomasovich 4
1963 Ron Scharf;
Jimmy Tumlin 3
1964 Ron Scharf 4
1965 Jimmy Robinson 6
1966 Jerry Priestley 4
1967 Bud Moore 7
1968 Phil Hudson 6
1969 David Vittur;
Phil Hudson;
Mike Sorrow 4
1970 Jerry Owen 5
1971 Bill Pridgen;
Mike Schisler 8
1972 Mike Sorrow 6
1973 Mike Schisler 9
1974 Jerry Bass 7
1975 Jerry Bass;
Gene Beal 3
1976 Rodney Hudlow 5
1977 Jerry Bass 10
1978 David Middour 6
1979 Jim Thorsten 5
1980 Mike Gentry 3
1981 Eric Perry 4
1982 Stu Rogers;
Richard O'Brien;
John Jett;
Alan Walker 5
1983 Stu Rogers 9
1984 Kevin Brown 7
1985 Kevin Brown;
Keith Fleming 10
1986 Kevin Brown 11
1987 Roger Kinard 12
1988 Scott Erwin 13
1989 Doug Creek 10
1990 Mike Hostetler 12
1991 Marc Pisciotta 13
1992 Brent Colson 11
1993 Brad Rigby 13
1994 Brad Rigby *14
1995 David Elder 10
1996 Chuck Crowder 10
1997 Kris Wilson 12
1998 Chuck Crowder 12
1999 Chuck Crowder 10
2000 Cory Vance 13
2001 Rhett Parrott 9
2002 Kyle Bakker 13
2003 Micah Owings;
Chris Goodman 9
2004 Andrew Kown 10
2005 Blake Wood 10
2006 Blake Wood 11
2007 Jared Hyatt 8
2008 Deck McGuire 8
2009 Deck McGuire 11
2010 Jed Bradley;
Brandon Cumpton;
Deck McGuire 9
2011 Mark Pope;
Buck Farmer 11
2012 Buck Farmer;
Alex Cruz 8
2013 Buck Farmer 9
2014 Dusty Isaacs 8
2015 Zac Ryan 9

INNINGS PITCHED

1953 Dave Redford 59
1954 Bob Patton 73.1
1955 Danny McGregor 63
1956 Danny McGregor 51.1
1957 Bud Blemker 72.2
1958 Bud Blemker 66
1959 Bud Blemker 95
1960 Ed Chambless 69.2
1961 Harry Davis 62.1
1962 Frank Hall 78
1963 Ron Scharf 60
1964 Jimmy Robinson 64.1
1965 Jimmy Robinson 58
1966 Jimmy Robinson 64
1967 Bud Moore 81.1
1968 Phil Hudson 94
1969 Gary Steele 60.2
1970 Jerry Owen 56
1971 Mike Sorrow 84
1972 Mike Sorrow 78.2
1973 Mike Schisler 86.1
1974 James Beavers 71.2
1975 Jerry Bass 69.1
1976 Rodney Hudlow 91.1
1977 Jerry Bass 119.2
1978 David Middour 84
1979 Danny Suarez 62
1980 Mike Gentry 63.1
1981 Richard O'Brien 68.1
1982 John Jett 84.2
1983 Stu Rogers 105
1984 Stu Rogers 72.2
1985 Kevin Brown 137
1986 Kevin Brown 136
1987 Roger Kinard 130
1988 Scott Erwin 114
1989 Doug Creek 115.1
1990 Mike Hostetler 130.1
1991 Doug Creek 136.2
1992 Brent Colson 118.2
1993 Brad Rigby 98.2
1994 Brad Rigby *143
1995 Kris Wilson 112
1996 David Elder 106.1
1997 Kris Wilson 118.1
1998 Chuck Crowder 124.2
1999 Chuck Crowder 117
2000 Cory Vance 119
2001 Steve Kelly 112.2
2002 Kyle Bakker 134.2
2003 Kyle Bakker 93
2004 Micah Owings 113.1
2005 Blake Wood 106.1
2006 Blake Wood 114.2
2007 David Duncan 104
2008 David Duncan 96.1
2009 Deck McGuire 100.1
2010 Deck McGuire 112.2
2011 Mark Pope 113.2
2012 Buck Farmer 106.2
2013 Buck Farmer 113.1
2014 Josh Heddinger 82.1
2015 Jonathan King 92.0

EARNED RUN AVERAGE

1957 Bud Blemker 1.36
1958 Bud Blemker 3.41
1959 Bud Blemker 2.28
1960 Ed Chambless 2.84
1961 Mike Tomasovich 2.56
1962 Frank Hall 4.61
1963 Ron Scharf 3.90
1964 Ron Scharf 2.48
1965 Jimmy Robinson 2.33
1966 Jerry Priestley 1.71
1967 Bud Moore 1.78
1968 Phil Hudson 2.14
1969 David Vittur 1.53
1970 Mike Schisler 1.72
1971 Mike Sorrow *1.07
1972 Mike Schisler 2.41
1973 Mike Schisler 1.36
1974 Jerry Bass 3.93
1975 Jerry Bass 3.65
1976 Jerry Bass 5.49
1977 Jerry Bass 2.78
1978 David Middour 4.29
1979 Steve Davison 4.63
1980 Eric Perry 5.53
1981 Richard O'Brien 3.29
1982 Stu Rogers 4.50
1983 Keith Fleming 3.91
1984 Mike Stanford 1.99
1985 John Stewart 2.95
1986 Keith Fleming 2.30
1987 Jim Poole 3.42
1988 Jim Poole 2.03
1989 Scott Erwin 3.39
1990 Mike Hostetler 2.76
1991 Mike Hostetler 3.93
1992 Brett Binkley 1.80
1993 Chris Myers 1.90
1994 L.J. Yankosky 2.68
1995 Tucker Barr 3.38
1996 Jase Wrigley 3.41
1997 Kris Wilson 3.12
1998 Chuck Crowder 3.03
1999 Chuck Crowder 3.62
2000 Cory Vance 3.40
2001 Kyle Bakker 2.78
2002 Kyle Bakker 3.14
2003 Jason Neighborgall 3.70
2004 Andrew Kown 3.46
2005 Blake Wood 3.13
2006 Lee Hyde 3.02
2007 Jared Hyatt 3.51
2008 Deck McGuire 3.46
2009 Deck McGuire 3.50
2010 Deck McGuire 2.96
2011 Mark Pope 1.74
2012 Alex Cruz 1.83
2013 Buck Farmer 2.78
2014 Sam Clay 1.26
2015 Brandon Gold 3.26

*Denotes Tech Record;
Boldface led ACC

RECORDS

DEFENSIVE RECORDS

TEAM RECORDS

FIELDING PERCENTAGE

Season (highest)
.975 in 2015
Season (lowest)
.901 in 1953

TOTAL CHANCES

Season (most)
2,795 in 1986

DOUBLE PLAYS

Game
5, vs. Coastal Carolina, 4-1-95
Game (both teams)
7, twice
vs. Georgia St., 4-10-1984
vs. Florida State, 4-7-2012
Season (most)
77 in 2014
Season (fewest)
11 in 1958

ERRORS

Game (most)
12, vs. Georgia, 4-21-1898
Game (both teams)
22, vs. Georgia, 4-21-1898
Georgia Tech 12, Georgia 10
Season (most)
140 in 1988
Season (fewest)
37 in 1958

INDIVIDUAL RECORDS

ERRORS

Game (most)
6, by Smith vs. Georgia, 4-21-1898
Season
31, twice
Pete Geist, 1984
Tyler Greene, 2003
Career
89, Keith Kerver, 1984-87

PUTOUTS

Game (infield)
20, Reggie Johnson vs. Miami, 5-15-92
Game (outfield)
9, twice
Scott Jordan vs. Wake Forest, 3-27-1985
Brandon Thomas vs. Georgia, 5-14-2013
Game (catcher)
18, Bob Harrell vs. Earlham, 3-21-1975
Season (infield)
551, Scott Byers, 1994
Season (outfield)
145, Anthony Byrd, 1991
Season (catcher)
519, Jason Varitek, 1994

ASSISTS

Game (infield)
11, Keith Kerver vs. Florida State, 5-25-1985
Game (OF)
2, 17 times
Todd Moore (twice)
Chuck Dunn (twice)
Chris Morgan (twice)
Johnny Ferguson (twice)
Jeff Kindel (twice)
Matt Saier vs. Washington, 5-30-1994
Jeremy Slayden vs. Miami, 5-10-2002
Danny Payne vs. Duquesne, 2-24-2007
Jeff Rowland vs. Miami, 4-13-2008
Kyle Wren at Miami, 5-16-2013
Matt Gonzalez at North Carolina, 3-22-2014
Keenan Innis at Pittsburgh, 3-29-2014
Game (catcher)
5, twice
Greg Woodward vs. UNC, 4-4-1982
Jason Haniger vs. Rutgers, 2-29-2008
Season (infield)
230, Keith Kerver, 1986
Season (outfield)
9, twice
Jeff Kindel, 2006
Matt Gonzalez, 2014
Season (catcher)
72, Jason Varitek, 1994
Career (infield)
682, Keith Kerver, 1984-87
Career (outfield)
16, Scott Jordan, 1982-85
Career (catcher)
256, Jason Varitek, 1991-94

PICKOFFS

Game:
4, Doug Creek vs. Ga. Southern, 2-17-1990
Season (pitcher)
16, Doug Creek, 1990
Season (catcher)
6, Jason Varitek, 1993
Career
44, Doug Creek, 1988-91

RUNNERS CAUGHT STEALING

Season
36, Jason Varitek, 1991
Career
99, Jason Varitek, 1991-94

TEAM RECORDS

SEASONS

Winning Seasons
73
Losing Seasons
36
.500 Seasons
3
Most Consecutive Winning Seasons
32
Began: 1982 (29-20)
Ended: Current
Most Consecutive Losing Seasons
6
Began: 1949 (10-14)
Ended: 1954 (9-13-1)

WINS

Entire Season
52 in 2002
Overall record: 52-16
Regular Season Only
47 in 1987
Regular season record: 47-11
Winning Percentage
.889 in 1920
Overall record: 16-2
Postseason
9 in 1994
Postseason record: 9-4; reached College World Series
Home Wins
38 in 1990
Home Record: 38-5
Home Winning Percentage
.941 in 1992
Home Record: 32-2
Road Wins
15 in 2011
Road Record: 15-8

LOSSES & TIES

Most Losses
27, twice
2013 (37-27)
2014 (37-27)
Most Ties
2, four times
1959 (17-9-2)
1961 (6-16-2)
1965 (20-8-2)
1973 (20-6-2)

MARGIN OF VICTORY, DEFEAT

Largest Winning Margin
41 vs. Earlham, 3-21-1975
Final Score: Georgia Tech 41, Earlham 0
Largest Losing Margin
24 at Georgia, 4-15-1899
Final Score: Georgia 25, Georgia Tech 1
Largest Losing Margin (home game)
22 vs. Michigan, 3-12-1995
Final Score: Michigan 27, Georgia Tech 5

EXTRA-INNING GAMES

Most Played
9, twice
1986
2014
Most Consecutive Extra-Inning Games
3 in 1986
5-23-1986 def. Navy, 9-8 (14 inn.) - NCAA Atlantic Regional
5-24-1986 def. Western Carolina, 8-7 (11 inn.) - NCAA Atlantic Regional
5-25-1986 loss at Miami, 7-6 (10 inn.) - NCAA Atlantic Regional

SHUTOUTS

Most Shutouts (by Georgia Tech)
8, four times
1906
1971
1989
1997
Most Consecutive Shutouts (by Georgia Tech)
3 in 1971
3-7 vs. Georgia State (6-0), 3-7 vs. Georgia State (6-0); 3-8 vs. Georgia (7-0)
Most Shutouts (against Georgia Tech)
6 in 2014
Most Consecutive Shutouts (against Georgia Tech)
2 in 2015
5-12 vs. Georgia (0-6); 5-14 at Miami (0-3)
Most Consecutive Games Without Being Shutout (by Georgia Tech)
302 from 1976-84
Began: 5-2-1976 vs. Florida State, 6-18
Ended: 4-15-1984 vs. Wake Forest, 6-4
Most Consecutive Scoreless Innings (by Georgia Tech)
27 in 1972
Most Consecutive Scoreless Innings (against Georgia Tech)
26 in 2015

STREAKS

Longest Winning Streak
20 games, twice
1990
Began: 2-17 vs. Georgia Southern, 8-3
Ended: 3-17 vs. New Orleans, 10-3
2004
Began: 3-23 at Florida State, 11-4
Ended: 5-28 vs. Florida State, 13-4
Longest Unbeaten Streak
20 games, twice
1990
Began: 2-17 vs. Georgia Southern, 8-3
Ended: 3-17 vs. New Orleans, 10-3
2004
Began: 3-23 at Florida State, 11-4
Ended: 5-28 vs. Florida State, 13-4
Longest Conference Winning Streak
25 games in 2004-05 *ACC RECORD
Began: 4-10-04 vs. North Carolina, 8-4
Ended: 3-20-05 vs. NC State, 11-10
Longest Season-Opening Winning Streak
17 games in 2003
Began: 2-15 at Georgia Southern, 8-1
Ended: 3-15 vs. Kent State, 4-1
Longest Home Winning Streak
29 games from 1989-90
Began: 5-8-89 vs. South Carolina, 8-7
Ended: 3-21-90 vs. North Carolina, 11-5
Longest Losing Streak
10 games in 1975
Began: 4-5 vs. Milligan, 4-9
Ended: 5-9 vs. Shorter, 3-10
Longest Season-Opening Losing Streak
9 games in 1986
Began: 2-22 vs. Florida State, 4-6
Ended: 3-2 vs. South Carolina, 14-15

TEAM RECORDS

LONGEST GAMES

By Inning (overall)
15 innings, twice
vs. Oglethorpe, 5-1-1933, at Ponce de Leon Park (loss, 4-3)
vs. NC State, 5-26-2011, at Durham Bulls Athletic Park (win, 6-5)

By Inning (home)
13 innings, six times
vs. Georgia, 5-8-1915 (tie, 1-1)
vs. Auburn, 4-14-197 (loss, 2-4)
vs. Milligan, 3-27-1969 (win, 10-9)
vs. Winthrop, 3-20-2004 (win, 7-6)
vs. Rutgers, 2-26-05 (loss, 9-10)
vs. Clemson, 4-27-12 (win, 6-5)

By Time (overall)
5:07 (5 hours, 7 minutes) vs. NC State, 5-26-2011
at Durham Bulls Athletic Park (win, 6-5 in 15 innings)

ATTENDANCE

Single Game
28,836 vs. Georgia at Turner Field, 5-11-2004

Russ Chandler Stadium (regular season game)
4,609 vs. Georgia, 4-9-2008

Russ Chandler Stadium (postseason game)
4,468 vs. Southern California, 6-2-2000, NCAA Atlanta Super Regional

Russ Chandler Stadium (regular season series)
10,655 vs. Florida State, 2002
5-2: 4,177
5-3: 2,610
5-4: 3,166

Russ Chandler Stadium (postseason series)
10,435, NCAA Atlanta Regional, 2000
5-26 vs. Georgia Southern: 4,233
5-27 vs. Stetson: 3,381
5-28 vs. Stetson: 2,821

BIGGEST INNINGS

Runs	*Opponent (inning)*	*Date*	*Final Score*
15	Charleston Southern (4th)	3/2/1999	Tech, 22-4
14	Elmhurst (5th)	3/29/1978	Tech, 14-1
13	Centenary (6th)	4/5/1977	Tech, 18-3
12	Virginia Tech (1st)	5/14/2005	Tech, 27-2
	at Maryland (5th)	5/23/2004	Tech, 18-6
	at N.C. State (7th)	3/30/2002	Tech, 20-12
	Oakland (4th)	2/28/2001	Tech, 18-0
	Stetson (6th)	5/27/2000	Tech, 24-1
	at N.C. State (9th)	4/4/1998	Tech, 17-13
	Maryland (6th)	3/20/1995	Tech, 25-17
	Ball State (8th)	2/26/1985	Tech, 21-11
11	at Georgia State (2nd)	4/15/2009	Tech, 18-2
	Mercer (3rd)	3/10/2009	Tech, 17-3
	Virginia Tech (2nd)	5/14/2005	Tech, 27-2
	Georgia (6th)	4/8/1992	Tech, 15-1
	Virginia (6th)	3/9/1990	Tech, 17-6
	Tenn. Temple (6th)	4/12/1984	Tech, 24-5
	Ball State (6th)	3/1/1983	Tech, 14-4
	Hillsdale (5th)	3/31/1979	Tech, 24-3
	Earlham (6th)	3/21/1975	Tech, 41-0
10	at Clemson (5th)	4/27/2013	Tech, 14-9
	Wake Forest (6th)	2/27/2010	Tech, 15-0
	at Boston College (4th)	4/28/2006	Tech, 12-4
	at Georgia State (8th)	5/11/1994	Tech, 23-9
	Clemson (5th)	5/14/1994	Tech, 20-4
	Maryland (5th)	3/22/1989	Tech, 19-7
	E. Tenn. St. (7th)	3/24/1987	Tech, 15-0
	Augusta College (4th)	5/4/1987	Tech, 14-7
	Maryland (5th)	4/1/1986	Tech, 26-0
	Ohio State (6th)	3/21/1984	Tech, 18-4
	at Georgia State (1st)	3/5/1981	Tech, 35-9
	Earlham (8th)	3/21/1975	Tech, 41-0

BIGGEST NINTH-INNING COMEBACKS

Runs	*Deficit*	*Opponent*	*Date*	*Result*
12		at NC State	4/4/1998	Win, 17-13
8	1 (9-8)	vs. FIU	2/21/2015	Win, 16-8
7		Duke	3/27/1998	Win, 9-8
		Mercer	3/5/1997	Win, 7-6
6	5 (9-4)	Virginia Tech	3/20/2009	Win, 10-9
	3 (7-4)	vs. Florida State (ACC)	5/25/2003	Win, 10-7
		NC State	5/9/1997	Win, 14-13
5	3 (7-4)	at Mercer	5/6/2015	Win, 9-7
	5 (13-8)	Georgia	5/14/2014	Loss, 14-13 (11 inn.)
	4 (8-4)	North Carolina	5/14/2011	Win, 9-8
	5 (8-3)	North Carolina	3/28/2010	Win, 11-8 (10 inn.)
		SE Missouri State	4/11/1998	Win, 6-5
		Oklahoma State (NCAA)	5/24/1998	Win, 6-5
		NC State (ACC)	4/21/1984	Win, 5-3
4	4 (6-2)	Rutgers	2/29/2008	Loss, 10-6 (11 inn.)
	2 (9-7)	at Miami	3/27/2005	Win, 11-10
	3 (6-3)	Miami	5/10/2002	Win, 7-6
		Eastern Kentucky (NCAA)	5/25/1985	Win, 14-13
		Mercer	4/14/1993	Win, 7-6
		New York Tech	3/2/1991	Win, 7-6
		NC State (ACC)	5/14/1991	Win, 4-3
3	2 (8-6)	vs. Albany	2/22/2015	Win, 9-8
	3 (8-5)	North Carolina	5/12/2013	Win, 9-8 (11 inn.)
	3 (5-2)	Clemson	4/27/2012	Win, 6-5 (13 inn.)
	3 (6-3)	North Carolina	4/4/2009	Win, 10-6 (11 inn.)
	2 (10-8)	NC State	3/20/2005	Win, 11-10
	2 (8-6)	Florida State	4/16/2005	Win, 9-8
		Stetson	3/4/1997	Win, 9-5 (10 inn.)
		Charleston Southern	3/25/1997	Win, 12-11 (11 inn.)
		Florida State	4/18/1997	Loss, 10-9 (12 inn.)
		North Carolina	5/14/1997	Win, 7-6
		Virginia	3/16/1996	Win, 7-6
		Georgia	2/24/1996	Win, 6-5 (10 inn.)
		Duke	4/11/1993	Win, 7-6

YEAR-BY-YEAR BATTING STATS SINCE 1953

Year	G (W-L-T)	AB	R	RPG	H	Avg.	2B	3B	HR	RBI	SLG%	BB	SO	AB/SO	SB	FLD%
2015	55 (32-23)	1874	325	5.9	506	.270	97	9	42	301	.399	213	390	4.81	46	.975
2014	64 (37-27)	2212	316	4.9	611	.276	110	**21**	21	292	.373	208	437	5.06	53	.974
2013	64 (37-27)	2244	414	6.5	**683**	.304	117	24	**58**	385	.455	257	**449**	5.00	77	.973
2012	64 (38-26)	**2245**	405	6.3	**661**	.294	127	17	**53**	379	.437	246	426	5.27	80	.961
2011	63 (42-21)	2231	406	6.4	677	.303	132	17	48	377	.442	263	456	4.89	67	.966
2010	62 (47-15)	2198	563	9.1	716	.326	129	26	122	519	.575	313	486	4.52	57	.972
2009	58 (38-19-1)	2090	501	8.6	658	.315	111	16	111	479	.543	276	412	5.07	52	.965
2008	62 (41-21)	2149	454	7.3	661	.308	133	13	92	416	.510	232	**490**	4.39	84	.969
2007	57 (32-25)	1998	394	6.9	585	.293	114	18	50	358	.443	299	425	4.70	65	.966
2006	68 (50-18)	2414	**594**	**8.7**	768	.318	**156**	4	**90**	**551**	**.498**	**361**	**471**	5.13	51	.964
2005	64 (45-19)	2354	**592**	**9.3**	**783**	**.333**	**151**	10	71	**550**	**.496**	363	465	5.06	78	.966
2004	65 (44-21)	2399	**571**	**8.8**	766	**.319**	**149**	13	71	**509**	.481	317	452	5.31	**106**	.972
2003	62 (44-18)	2186	466	7.5	647	.296	115	20	74	413	.468	279	480	4.60	107	.961
2002	68 (52-16)	2427	560	8.2	800	.330	149	18	66	503	.487	296	425	5.71	**130**	.962
2001	61 (41-20)	2237	**578**	**9.5**	**776**	**.347**	127	19	74	**525**	**.520**	286	322	6.95	68	.960
2000	66 (50-16)	2439	**604**	**9.1**	**833**	**.342**	151	17	79	**536**	.515	275	348	7.01	71	.963
1999	58 (38-20)	2029	436	7.5	635	.313	107	1	65	390	.463	284	367	5.53	83	.955
1998	63 (41-22)	2243	540	8.6	687	.306	147	16	103	482	.524	337	463	4.84	63	.959
1997	61 (46-15)	2238	568	9.3	718	.321	111	**24**	91	507	.514	319	498	4.49	103	.955
1996	64 (40-24)	2293	508	7.9	734	.320	143	15	**97**	458	**.522**	287	397	5.78	64	**.966**
1995	60 (38-22)	2162	**545**	**9.1**	710	**.328**	**131**	25	**82**	492	**.526**	317	427	5.06	36	.965
1994	67 (50-17)	2455	**634**	**9.5**	828	**.337**	**164**	31	93	577	.543	367	407	6.03	85	.968
1993	61 (47-14)	2098	**460**	**7.5**	647	.308	112	29	**71**	408	**.491**	278	338	6.21	87	.960
1992	64 (45-19)	2199	450	7.0	692	**.315**	**149**	28	50	398	.476	296	347	6.33	100	.956
1991	68 (42-26)	2354	549	8.1	734	.312	147	28	75	486	.494	364	372	6.33	**114**	.961
1990	71 (46-25)	2325	547	7.7	719	.309	118	18	95	492	.498	411	424	5.48	80	.959
1989	64 (38-26)	2137	**477**	**7.5**	642	**.300**	108	17	67	414	.461	357	450	4.75	70	.944
1988	69 (45-24)	2370	531	7.7	708	.299	125	**24**	107	468	.507	367	477	4.97	139	.947
1987	65 (51-14)	2351	**662**	**10.2**	801	**.341**	**163**	12	**119**	602	**.572**	358	416	5.65	144	.949
1986	68 (45-23)	2493	541	8.0	775	.311	121	16	90	480	.481	358	380	6.56	129	.954
1985	62 (42-19-1)	2221	**553**	**8.9**	733	.333	137	20	82	475	**.520**	283	300	7.40	108	.959
1984	55 (36-19)	2023	**567**	**10.3**	690	**.341**	**123**	20	87	515	.551	370	278	7.28	106	.940
1983	53 (38-15)	1864	518	9.8	617	**.331**	111	**20**	**70**	459	**.525**	353	221	8.43	113	.942
1982	49 (29-20)	1628	361	7.4	474	.291	65	12	53	314	.443	297	237	6.87	83	.949
1981	38 (14-24)	1348	277	7.3	392	.291	53	12	53	243	.466	222	189	7.13	35	.937
1980	27 (8-19)	911	161	6.0	242	.266	34	10	25	149	.407	163	124	4.59	27	.935
1979	31 (15-16)	1085	254	8.2	341	.314	53	11	54	229	.533	148	167	6.50	28	.944
1978	29 (14-15)	1027	225	7.8	295	.287	36	9	34	207	.439	148	159	6.46	30	.960
1977	30 (18-12)	1031	205	6.8	290	.286	51	14	24	184	.428	146	125	8.25	25	.952
1976	34 (12-22)	1134	181	5.3	301	.265	75	7	20	154	.397	148	130	8.72	14	.942
1975	29 (12-17)	971	204	7.0	262	.269	46	12	11	173	.376	153	154	6.31	38	.931
1974	37 (20-17)	1253	266	7.2	384	.306	78	14	26	229	.453	190	183	6.85	46	.951
1973	28 (20-6-2)	861	139	5.0	231	.268	41	10	15	119	.391	132	141	6.11	41	.951
1972	31 (21-10)	1015	188	6.1	293	.289	59	19	10	151	.414	159	143	7.10	29	.963
1971	37 (31-6)	1191	237	6.4	346	.291	57	21	11	196	.401	—	—	—	—	.954
1970	24 (17-7-1)	783	122	5.1	187	.239	21	15	3	110	.315	—	—	—	—	.965
1969	28 (16-12)	977	193	6.9	270	.276	34	21	13	158	.394	172	159	6.14	24	.955
1968	34 (21-13)	1136	237	7.0	329	.281	51	19	19	204	.418	205	156	7.28	25	.941
1967	32 (21-11)	1049	186	5.8	271	.258	31	17	15	163	.363	163	167	6.28	33	.968
1966	30 (14-16)	959	149	5.0	226	.236	34	15	13	131	.343	153	161	5.96	15	.953
1965	30 (20-8-2)	983	169	5.6	257	.261	41	17	21	143	.401	151	170	5.70	34	.944
1964	24 (9-15)	774	72	3.0	168	.217	14	8	11	59	.298	64	155	4.99	31	.946
1963	27 (9-18)	922	133	4.9	214	.232	21	11	14	116	.324	118	169	5.46	12	—
1962	24 (8-16)	817	125	5.2	203	.248	20	13	8	100	.334	—	—	—	24	—
1961	24 (6-16-2)	906	128	5.3	197	.244	21	11	9	110	.295	—	—	—	17	—
1960	25 (14-11)	874	180	7.2	233	.267	26	17	15	163	.387	—	—	—	23	—
1959	28 (17-9-2)	963	178	6.4	272	.275	32	17	18	164	.407	150	157	6.13	18	.922
1958	24 (7-17)	781	119	5.0	179	.229	23	1	15	101	.319	—	—	—	4	.925
1957	27 (18-8-1)	938	189	7.0	267	.285	37	20	18	152	.424	124	138	6.80	27	.950
1956	23 (11-12)	763	128	5.6	186	.244	21	11	12	105	.347	94	125	6.10	17	.958
1955	24 (15-9)	847	201	8.4	251	.296	34	11	20	173	.433	131	128	6.62	33	.944
1954	23 (9-13-1)	757	141	6.1	202	.267	22	12	10	116	.367	—	—	—	19	.933
1953	21 (8-13)	708	94	4.5	163	.230	19	9	5	82	.304	113	133	5.32	11	.901

Boldface indicates led ACC

TOP FIVE TEAMS

BATTING AVERAGE

1. .347 2001
2. .342 2000
3. .341 1987
4. .341 1984
5. .337 1994

RUNS

1. 662. 1987
2. 634. 1994
3. 604. 2000
4. 594. 2006
5. 593. 2005

RUNS PER GAME

1. 10.3 1984
2. 10.2 1987
3. 9.8 1983
4. 9.5 1994
   9.5 2001

DOUBLES

1. 164. 1994
2. 163. 1987
3. 156. 2006
4. 151. 2000
5. 149. 1992
   149. 2002
   149. 2004

TRIPLES

1. 31 1994
2. 29 1993
3. 28 1992
   28 1991
5. 26 2010

HOME RUNS

1. 122. 2010
2. 119. 1987
3. 111. 2009
4. 107. 1988
5. 103. 1998

STOLEN BASES

1. 144. 1987
2. 139. 1988
3. 130. 2002
4. 129. 1986
5. 114. 1991

SLUGGING PERCENTAGE

1. .575 2010
2. .572 1987
3. .551 1984
4. .543 1994
   .543 2009

FIELDING PERCENTAGE

1. .975 2015
2. .974 2014
3. .973 2013
4. .972 2004
   .972 2010

YEAR-BY-YEAR PITCHING STATS SINCE 1953

Year	G	W-L-T	Pct.	IP	H	H/9	R	ER	ERA	BB	BB/9	SO	SO/9	CG	SHO
2015	55	32-23	.581	486.2	515	9.52	306	261	4.83	250	4.62	357	6.60	0	2
2014	64	37-27	.578	586	549	8.43	249	218	3.35	270	4.15	479	7.36	0	6
2013	64	37-27	.578	566.2	561	8.92	317	274	4.35	258	4.10	447	7.11	3	4
2012	64	38-26	.594	569.2	555	8.78	327	280	4.42	247	3.91	456	7.21	1	5
2011	63	42-21	.667	568	489	7.75	245	174	2.76	210	3.33	540	8.57	8	7
2010	62	47-15	.758	551	551	9.00	286	246	4.02	188	3.07	520	8.49	3	6
2009	58	38-19-1	.664	515	533	9.31	319	266	4.65	234	4.09	523	9.14	0	3
2008	62	41-21	.661	548	617	10.13	355	307	5.04	223	3.66	461	7.57	1	5
2007	57	32-25	.561	509.1	583	10.30	336	290	5.12	207	3.66	427	7.54	2	2
2006	68	50-18	.735	604.2	660	9.82	356	297	4.42	232	3.45	502	7.47	0	2
2005	64	45-19	.703	574.2	612	9.58	347	277	4.34	260	4.07	474	7.42	1	3
2004	65	44-21	.677	590	609	9.28	359	313	4.77	226	3.44	521	7.95	1	0
2003	62	44-18	.710	552.2	537	8.74	315	250	4.07	198	3.22	423	6.89	3	3
2002	68	52-16	.765	606.2	641	9.51	344	274	4.06	171	2.54	496	7.36	5	6
2001	61	41-20	.672	532	576	9.74	331	267	4.52	213	3.60	434	7.34	5	2
2000	66	50-16	.758	585.2	570	8.76	339	281	4.32	242	3.67	507	7.68	6	2
1999	58	38-20	.655	512.2	595	10.45	378	300	5.27	272	4.78	489	8.58	4	3
1998	63	41-22	.651	556	577	9.33	369	305	4.94	274	4.44	618	10.00	7	1
1997	61	46-15	.754	542	561	9.31	371	289	4.80	275	4.57	490	8.14	3	8
1996	64	40-24	.625	556.2	599	9.68	389	317	5.13	267	4.32	521	8.42	4	3
1995	60	38-22	.633	522	593	10.22	422	350	6.03	298	5.14	463	7.98	2	2
1994	67	50-17	.746	606.2	564	8.37	310	264	3.92	259	3.84	558	8.28	9	5
1993	61	47-14	.770	540.2	445	7.40	242	188	3.13	191	3.18	547	9.11	5	4
1992	64	45-19	.703	562.2	541	8.65	282	214	3.42	227	3.63	480	7.68	8	2
1991	68	42-26	.618	581.2	627	9.70	376	308	4.77	301	4.66	521	8.06	18	5
1990	71	46-25	.648	593	523	7.94	330	263	3.99	283	4.30	531	8.06	17	3
1989	64	38-26	.594	542.2	533	8.84	381	283	4.69	357	5.92	534	8.86	10	7
1988	69	45-24	.652	606.1	585	8.68	373	273	4.03	308	4.57	611	9.07	6	0
1987	65	51-14	.785	560.1	535	8.59	342	283	4.55	293	4.71	514	8.26	10	4
1986	68	45-23	.662	619.1	594	8.63	391	315	4.58	416	6.05	551	8.01	10	5
1985	62	42-19-1	.685	538	577	9.65	350	300	5.02	279	4.67	401	6.71	16	4
1984	55	36-19	.655	488.2	555	10.22	353	272	5.01	302	5.56	360	6.63	7	1
1983	53	38-15	.717	453.1	523	10.38	356	275	5.50	364	7.23	315	6.25	8	1
1982	49	29-20	.592	424	450	9.55	301	258	5.48	229	4.86	235	4.99	5	2
1981	38	14-24	.368	334.1	419	11.28	284	215	5.79	178	4.79	198	5.33	3	3
1980	27	8-19	.296	236.1	304	11.58	244	196	7.46	159	6.06	123	4.68	5	0
1979	31	15-16	.484	265.1	308	10.45	248	204	6.92	174	5.90	133	4.51	7	0
1978	29	14-15	.483	259.1	328	11.38	193	162	5.62	138	4.79	95	3.30	9	2
1977	30	18-12	.600	267	303	10.21	188	145	4.89	146	4.92	200	6.74	14	1
1976	34	12-22	.353	287.1	328	10.27	232	177	5.54	184	5.76	238	7.45	9	2
1975	29	12-17	.414	249.2	256	9.23	188	140	5.04	141	5.08	180	6.49	5	1
1974	37	20-17	.541	315.1	351	10.02	238	189	5.40	206	5.88	220	6.28	6	3
1973	28	20-6-2	.750	242	219	8.14	102	70	2.60	84	3.12	189	7.03	8	1
1972	31	21-10	.677	270.2	248	8.25	131	100	3.33	98	3.26	218	7.25	12	5
1971	37	31-6	.838	315.2	258	7.36	124	93	2.65	129	3.68	270	7.70	12	8
1970	24	17-7	.708	223	183	7.39	85	75	3.03	100	4.04	170	6.86	13	3
1969	28	16-12	.571	252.1	208	7.42	108	84	3.00	115	4.10	199	7.10	12	3
1968	34	21-13	.618	304	299	8.85	163	117	3.46	156	4.62	235	6.96	10	3
1967	32	21-11	.656	281	255	8.17	119	87	2.79	129	4.13	243	7.78	17	2
1966	30	14-16	.467	254	192	6.80	110	83	2.94	152	5.39	206	7.30	14	3
1965	30	20-8-2	.700	259	216	7.51	121	99	3.44	92	3.20	176	6.12	—	3
1964	24	9-15	.375	204.1	231	10.17	142	103	4.54	82	3.61	111	4.89	—	0
1963	27	9-18	.333	232.1	256	9.92	187	137	5.31	136	5.27	150	5.81	—	2
1962	24	8-16	.333	210	213	9.13	173	128	5.49	155	6.64	139	5.96	—	0
1961	24	6-16-2	.292	197.1	226	10.31	210	150	6.84	176	8.01	109	4.97	9	0
1960	25	14-11	.560	220	198	8.10	133	103	4.21	110	4.50	170	6.95	8	3
1959	28	17-9-2	.643	239	213	8.02	127	90	3.39	150	5.65	227	8.55	15	2
1958	24	7-17	.292	195.2	200	9.20	154	112	5.16	113	5.20	134	6.16	9	0
1957	27	18-8-1	.685	231	194	7.56	110	80	3.12	105	4.09	169	6.58	11	3
1956	23	11-12	.478	193.1	186	8.66	100	—	4.66	101	4.70	92	4.28	15	1
1955	24	15-9	.625	207.2	233	10.11	140	—	6.06	93	4.03	119	5.16	9	2
1954	23	9-13-1	.413	185.1	211	10.25	144	—	6.99	87	4.22	89	4.32	—	1
1953	21	8-13	.381	178	192	9.71	167	—	8.44	104	5.26	126	6.37	—	0

TOP FIVE TEAMS

EARNED RUN AVERAGE

1. 2.60 1973
2. 2.65 1971
3. 2.76 2011
4. 2.79 1967
5. 2.94 1966

STRIKEOUTS PER 9 INNINGS

1. 10.00 1998
2. 9.14 2009
3. 9.11 1993
4. 9.07 1988
5. 8.86 1989

HITS PER 9 INNINGS

1. 6.80 1966
2. 7.36 1971
3. 7.39 1970
4. 7.40 1993
5. 7.42 1969

WALKS PER 9 INNINGS

1. 2.54 2002
2. 3.07 2010
3. 3.12 1973
4. 3.18 1993
5. 3.20 1965

COMPLETE GAMES

1. 18. 1991
2. 17. 1967
   17. 1990
4. 16. 1985
5. 15. 1956
   15. 1959

SHUTOUTS

1. 8. 1971
   8. 1997
3. 7. 1989
   7. 2011
5. 6. 2002
   6. 2010
   6. 2014

INNINGS PITCHED

1. 619.1 1986
2. 606.2 1994
   606.2 2002
4. 606.1 1988
5. 604.2 2006

TEAM FACTS & FIGURES

ALL-TIME RECORDS

Overall
2,360-1,498-27 (.611)

Home
1,581-664-11 (.703)

At Russ Chandler Stadium
(1985-present)
851-251-1 (.772)

Away
591-681-10 (.465)

Neutral
187-153-6 (.549)

ACC *(1980-present)*
486-337-2 (.590)

SEC *(1933-64)*
183-236-2 (.437)

The listing of scores on the following pages is the most comprehensive possible with available sources of information.

The years prior to 1900 are incomplete, but the scores listed for those years have been documented.

Georgia Tech began playing its home games at Rose Bowl Field in 1930, and Russ Chandler Stadium opened on that same site in 1985.

Before that, the Yellow Jackets played their home games at Tech Park, Brisbine Park, Piedmont Park and Grant Field.

BEST RECORDS

Since 1900, 24 Tech teams have posted a winning percentage of .700 or better.

Year	*Coach*	*Record*	*Pct.*
1920	Joe Bean	16-2	.889
1906	John Heisman	23-3	.885
1923	Kid Clay	16-2-2	.850
1971	Jim Luck	31-6	.838
1926	Kid Clay	21-4-1	.827
1921	Kid Clay	18-4-1	.804
1987	Jim Morris	51-14	.785
1993	Jim Morris	47-14	.770
1905	John Heisman	13-4	.767
2002	Danny Hall	52-16	.765
2000	Danny Hall	50-16	.758
2010	Danny Hall	47-15	.758
1997	Danny Hall	46-15	.754
1973	Jim Luck	20-6-2	.750
1994	Danny Hall	50-17	.746
2006	Danny Hall	50-18	.735
1983	Jim Morris	38-15	.717
1928	Kid Clay	15-6	.714
2003	Danny Hall	44-18	.710
1970	Jim Luck	17-7-1	.700
1992	Jim Morris	45-19	.703
2005	Danny Hall	45-19	.703
1965	Jim Luck	20-8-2	.700
1916	John Heisman	14-6	.700

TECH IN FINAL POLLS

Year	*CB*	*BA*	*USA*
1965	8	—	—
1967	16	—	—
1971	10	—	—
1985	17	—	—
1986	17	18	—
1987	25	13	—
1988	29	23	—
1991	26	—	—
1992	24	22	19
1993	13	8	9
1994	2	2	2
1996	18	22	20
1997	10	17	11
1998	15	19	20
2000	10	6	10
2001	—	—	21
2002	5	8	5
2003	14	17	16
2004	11	10	12
2005	10	10	10
2006	8	7	7
2008	24	—	24
2009	18	20	18
2010	17	18	17
2011	19	20	20

TEAM TITLES

1920
Southern Intercollegiate Athletic

1921
Southern Intercollegiate Athletic

1923
Southern Conference

1926
Southern Conference

1957
Southeastern Conference

1959
Miami Sports Carnival

1985
Atlantic Coast Conference

1986
Atlantic Coast Conference
Rainbow Easter Tournament

1987
Atlantic Coast Conference
ACC Regular Season

1988
Atlantic Coast Conference

1993
Olive Garden Classic
Oscar Mayer Classic
ACC Regular Season

1994
NCAA Midwest II Regional

1997
ACC Regular Season

2000
Atlantic Coast Conference
ACC Regular Season
NCAA Atlanta Regional

2002
NCAA Atlanta Regional
NCAA Atlanta Super Regional

2003
Atlantic Coast Conference

2004
ACC Regular Season
NCAA Atlanta Regional

2005
Atlantic Coast Conference
ACC Regular Season
NCAA Atlanta Regional

2006
NCAA Atlanta Regional
NCAA Atlanta Super Regional

2011
ACC Regular Season
ACC Coastal Division

2012
Atlantic Coast Conference

2014
Atlantic Coast Conference

ALL-TIME NO. 1 RANKINGS

Georgia Tech has been ranked as the top team in the country 11 times in its history for a total of 30 weeks. In 1993, the Jackets were ranked No. 1 by Baseball America for four straight weeks and returned to the top spot in all three polls on May 17, Tech's first unanimous choice ever. The Jackets opened the 1994 season ranked No. 1 and proceeded to advance to the College World Series where they finished as the national runner-up. Tech returned to the top spot after winning the 2000 ACC Tournament. The Yellow Jackets opened the 2001 season as the nation's preseason No. 1 team and spent six weeks at the top of the poll, their longest stay ever. Georgia Tech opened the 2003 season as the nation's No. 1 team according to Baseball America, and returned to the top spot on Mar. 28, 2005, after opening the season 21-5, 11-1 in the ACC.

Date	*Record*	*Poll(s)*	*What Happened Next*	*Weeks at No. 1*
Mar. 16, 1987	16-0	CB	Lost two to Jacksonville	1
Mar. 19, 1990	23-1	BA, CB	Lost to Hawaii, Wright State	1
Feb. 11, 1991	3-0	CB	Lost two of three at New Orleans	1
Mar. 1, 1993	11-1	BA	Won Oscar Mayer Classic (3 games)	4
May 17, 1993	45-10	USA, BA, CB	Lost twice in ACC Tournament	1
Preseason 1994	0-0	BA, USA	No. 1 by USA on 2/21; No. 2 by CB	4
May 22, 2000	47-14	BA, CB	Won NCAA Atlanta Regional	2
Preseason 2001	0-0	BA, CB	Went 2-1 in Rice Invitational	6
Preseason 2003	0-0	BA	Opened season 17-0	6
Mar. 28, 2005	21-5	CB, NCBWA	Went 2-2 vs. Western Carolina, Maryland	1
Feb. 27, 2006	10-0	USA, BA, CB	No. 1 by BA and CB on 3/6	3

SERIES RECORDS

Opponent	Overall	Home	Away	Neutral	Streak	Last
Akron	3-0	3-0	0-0	0-0	W3	2013
Alabama	29-38-1	13-14-1	12-22	4-2	L2	2010
UAB	1-1	1-0	0-1	0-0	L1	1979
Alabama State	1-0	1-0	0-0	0-0	W1	2008
Albany	1-0	0-0	0-0	1-0	W1	2015
Alma	2-2	2-2	0-0	0-0	W1	1970
Anderson	3-1	3-1	0-0	0-0	L1	1980
Appalachian State	16-1	16-1	0-0	0-0	W15	1994
Arizona	0-2	0-0	0-0	0-2	L2	1989
Arizona State	0-1	0-0	0-0	0-1	L1	1998
Arkansas	2-1	0-0	0-0	2-1	W2	1998
Armstrong State	4-2	3-2	1-0	0-0	W3	2003
Army West Point	2-1-1	0-0	0-0	2-2-1	L1	1961
Atlanta Athletic Club	1-0	1-0	0-0	0-0	W1	1903
Atlanta Braves	0-12-1	0-0	0-12-1	0-0	L2	2007
Atlanta Colts	0-2	0-0	0-0	0-2	L2	1896
Atlanta Crackers	0-5-1	0-0	0-1	0-4-1	L1	1956
Atlanta Pretzels	0-1	0-0	0-1	0-0	L1	1902
Atlanta Spellers	0-1	0-0	0-1	0-0	L1	1898
Auburn	**106-119-5**	**63-48-2**	**40-64-2**	**3-7-1**	**W1**	**2015**
Augusta State	14-3	12-1	2-2	0-0	W8	1991
Austin Peay	2-1	1-1	0-0	1-0	W1	2011
Baldwin-Wallace	1-0	1-0	0-0	0-0	W1	1977
Ball State	4-0	4-0	0-0	0-0	W4	1985
Baptist	3-0	3-0	0-0	0-0	W3	1988
Berry	4-3	3-2	1-1	0-0	L2	1970
Bingham-Mebane	2-2	2-1	0-1	0-0	L1	1917
Boston College	**16-10**	**9-1**	**7-8**	**0-1**	**L3**	**2015**
Bowling Green	4-3	4-2	0-0	0-0	W3	2014
Buffalo	0-2	0-2	0-0	0-0	L2	1915
Cal State Fullerton	3-3	0-0	0-2	3-1	L2	2006
California	0-2	0-0	0-0	0-2	L2	1995
UCLA	2-4	1-2	1-2	0-0	L2	1999
Camp Gordon	1-0	1-0	0-0	0-0	W1	1919
Campbell	4-0	4-0	0-0	0-0	W4	2003
Centenary	1-0	1-0	0-0	0-0	W1	1977
Central	4-0	4-0	0-0	0-0	W4	1908
Central Florida	1-2	0-0	0-0	1-2	L1	1996
Central Michigan	2-0	1-0	0-0	1-0	W2	1985
Charleston Southern	12-1	12-1	0-0	0-0	W7	2001
Charlotte	5-0	4-0	1-0	0-0	W5	2012
Chattanooga	3-2	2-1	1-1	0-0	W3	1974
Chicopee Mills	1-1	0-1	0-0	1-0	L1	1946
Cincinnati	8-0	7-0	0-0	1-0	W8	1998
The Citadel	2-0	2-0	0-0	0-0	W2	2013
Clemson	**106-108-3**	**73-42-2**	**22-47-1**	**11-19**	**W1**	**2015**
Cleveland Indians	0-1	0-1	0-0	0-9	L1	1906
Cleveland State	8-6	8-6	0-0	0-0	W2	1979
Costal Carolina	**15-7**	**13-5**	**0-1**	**2-1**	**L3**	**2015**
College of Charleston	11-0	9-0	0-0	2-0	W11	2012
Columbus	4-0	4-0	0-0	0-0	W4	1988
Connecticut	6-1	5-1	0-0	1-0	W1	2000
Cornell	1-3	1-3	0-0	0-0	L1	1991
Covington Mills	2-0	1-0	1-0	0-0	W2	1946
Creighton	1-1	0-0	0-0	1-1	W1	1990
Cumberland	1-0	1-0	0-0	0-0	W1	1906
Dahlonega	2-0	2-0	0-0	0-0	W2	1909
Dartmouth	3-3	3-2	0-0	0-1	L1	1925
Davidson	12-2	11-2	1-0	0-0	W1	1995
DePauw	4-0	4-0	0-0	0-0	W4	1973
Detroit Tigers	0-2	0-2	0-0	0-0	L2	1922
Dortch's Bakery	1-0	1-0	0-0	0-0	W1	1946
Duke	**90-33**	**49-14**	**32-16**	**9-3**	**W1**	**2015**
Duquesne	3-0	3-0	0-0	0-0	W3	2007
East Carolina	0-1	0-1	0-0	0-0	L1	2003
Earlham	9-0	9-0	0-0	0-0	W9	1975
East Tennessee State	24-1	23-1	0-0	1-0	W1	2013
Eastern Kentucky	9-0	8-0	0-0	1-0	W9	2002
Eastern Michigan	1-0	1-0	0-0	0-0	W1	1985
Elmhurst	2-1	2-1	0-0	0-0	L1	1981
Elon	4-0	4-0	0-0	0-0	W4	2009
Erskine	16-1	15-1	1-0	0-0	W14	1976
Evansville	5-2	5-2	0-0	0-0	W5	1997
Fairfield	1-1	1-1	0-0	0-0	L1	1979
Florida	33-59-1	21-23	12-36-1	0-0	L3	2012
Florida A&M	2-0	2-0	0-0	0-0	W2	1984
Florida Atlantic	4-1	4-1	0-0	0-0	L1	2005
Florida International	1-0	0-0	0-0	1-0	W1	2015
Florida Southern	3-4	0-0	3-4	0-0	L1	1966
Florida State	**45-70**	**19-27**	**16-36**	**10-7**	**L1**	**2014**
Fordham	1-1	1-1	0-0	0-0	W1	2015
Fort Benning	0-1	0-0	0-1	0-0	L1	1943
Fort McPherson	2-1	2-1	0-0	0-0	L1	1918
Furman	20-2	12-1	8-1	0-0	W6	2005
Gardner-Webb	2-0	2-0	0-0	0-0	W2	2002
George Mason	1-0	0-0	0-0	1-0	W1	1992
George Washington	5-1	4-0	0-0	1-1	W5	2003
Georgetown	2-4	1-1	1-3	0-0	L2	1922
Georgia	**160-202-2**	**90-69-1**	**55-113**	**15-20-1**	**L1**	**2015**
Georgia College	5-2	5-2	0-0	0-0	L2	1986
Georgia Southern	**96-31**	**53-16**	**42-15**	**1-0**	**W3**	**2015**
Georgia Southwestern	1-0	1-0	0-0	0-0	W1	1983
Georgia State	**61-10**	**35-4**	**26-6**	**0-0**	**W5**	**2015**
Goodyear (Cartersville)	1-0	1-0	0-0	0-0	W1	1932
Goodyear (Rockmart)	1-0	0-0	1-0	0-0	W1	1932
Greenville (Ill.)	2-0	2-0	0-0	0-0	W2	1979
Guilford	1-0	1-0	0-0	0-0	W1	1986
Harvard	1-1	1-1	0-0	0-0	W1	1974
Hawai'i	2-2	0-0	2-2	0-0	W1	1990
Hawai'i-Pacific	2-0	0-0	0-0	2-0	W2	1986
Henry Grady	1-0	1-0	0-0	0-0	W1	1901
Hillsdale	20-1	20-1	0-0	0-0	W3	1984
Hobart	0-1	0-1	0-0	0-0	L1	1902
Hope	13-0	13-0	0-0	0-0	W13	1984
Houston	0-1	0-0	0-0	0-1	L1	1990
Howard	6-0	6-0	0-0	0-0	W6	1999
Huntingdon	1-0	1-0	0-0	0-0	W1	1982
Illinois	4-2	3-1	0-0	1-1	W1	2013
Illinois-Chicago	8-1	5-1	3-0	0-0	W7	2011
Illinois State	3-0	3-0	0-0	0-0	W3	1983
Indiana	1-0	1-0	0-0	0-0	W1	1917
Indiana Central	2-1	2-1	0-0	0-0	W2	1970
Indiana Southeast	0-1	0-1	0-0	0-0	L1	1981
Indiana State	3-0	3-0	0-0	0-0	W3	2015
Iona	4-1	3-0	0-0	1-1	W4	2005
Jacksonville	7-8	3-6	3-2	1-0	W1	1999
Jacksonville State	7-1	6-1	0-0	1-0	W7	2014
Kennesaw State	**17-6**	**12-3**	**5-3**	**0-0**	**L1**	**2015**
Kent State	13-5	12-4	0-0	1-1	W1	2012
Kentucky	32-21	21-12	11-9	0-0	L2	1982
Lamar	1-0	0-0	0-0	1-0	W1	2001
Lewis	1-1	1-1	0-0	0-0	L1	1971
Liberty	4-1	4-1	0-0	0-0	W3	2000
Lipscomb	5-0	4-0	0-0	1-0	W5	2009
Louisiana-Lafayette	1-0	0-0	0-0	1-0	W1	1997
Louisiana-Monroe	2-0	0-0	0-0	2-0	W2	1964
Louisiana State	0-3	0-0	0-2	0-1	L3	1996
Louisville	1-5	0-0	0-3	1-2	L3	2015
Marietta	0-1	0-0	0-1	0-0	L1	1946
Marietta (Ohio)	1-0	1-0	0-0	0-0	W1	1975
Marist	1-0	1-0	0-0	0-0	W1	1909
Maryland	73-26	43-6	25-19	5-1	W2	2014
UMBC	**First Meeting in 2016**					
Memphis	1-4	1-3	0-0	0-1	L3	1977
Mercer	**108-54**	**64-24**	**43-29**	**1-1**	**W2**	**2015**
Mercer-Atlanta	8-0	5-0	3-0	0-0	W8	1984

SERIES RECORDS

Opponent	Overall	Home	Away	Neutral	Streak	Last
Merchants	1-0	1-0	0-0	0-0	W1	1900
Miami (Fla.)	**35-55-2**	**16-21**	**13-31-2**	**6-3**	**L3**	**2015**
Michigan	2-3	1-2	0-0	1-1	W1	2003
Michigan State	0-2-1	0-2-1	0-0	0-0	L2	1949
Middle Tennessee State	4-1	4-1	0-0	0-0	W2	1990
Milledgeville Cadets	1-0	0-0	1-0	0-0	W1	1897
Milligan	16-3-1	15-3-1	0-0	1-0	W1	1979
Minnesota	4-1	3-0	0-0	1-1	W4	1994
Mississippi	5-2	4-2	1-0	0-0	L2	1959
Mississippi State	3-11	1-4	1-4	1-3	L6	2011
Mississippi Valley State	1-0	1-0	0-0	0-0	W1	2006
Missouri State	3-0	3-0	0-0	0-0	W3	2010
Morehead State	1-1	1-1	0-0	0-0	W1	1989
Navy	2-0-1	0-0	1-0-1	1-0	W2	1986
Nebraska	1-0	0-0	0-0	1-0	W1	2001
UNLV	1-1	0-0	1-1	0-0	W1	1995
New Orleans	19-7	9-3	8-3	2-1	W1	1996
New York Tech	3-0	3-0	0-0	0-0	W3	1991
Newberry	2-0	2-0	0-0	0-0	W2	1905
Newnan	1-0	1-0	0-0	0-0	W1	1901
North Carolina	**73-59**	**36-29**	**27-25**	**10-5**	**L1**	**2015**
UNC Asheville	8-0	8-0	0-0	0-0	W8	1996
UNC Greensboro	4-1	4-1	0-0	0-0	W4	2014
UNC Wilmington	2-2	2-2	0-0	0-0	W2	1987
NC State	**72-53**	**36-14**	**23-28**	**13-11**	**L2**	**2014**
North Florida	1-0	1-0	0-0	0-0	W1	2014
North Georgia	2-0	2-0	0-0	0-0	W2	1946
Northeastern	1-0	1-0	0-0	0-0	W1	2006
Northwestern	2-3	2-3	0-0	0-0	L1	1985
Northwood Institute	4-2	4-2	0-0	0-0	W2	1981
Notre Dame	8-5	8-5	0-0	0-0	W2	2015
Oakland	6-0	6-0	0-0	0-0	W6	2001
Oglethorpe	22-20-1	20-12	0-1	2-7-1	W1	1935
Ohio	3-1	3-1	0-0	0-0	W3	2015
Ohio Northern	2-0	2-0	0-0	0-0	W2	1983
Ohio State	15-7-1	12-3	1-1	2-3-1	L1	2013
Oklahoma	0-6	0-0	0-0	0-6	L6	2004
Oklahoma State	2-3	0-0	0-0	2-3	W1	1998
Old Dominion	5-3	5-3	0-0	0-0	W1	2014
Olivet	9-1	9-1	0-0	0-0	W2	1978
Parsons	1-0	1-0	0-0	0-0	W1	1967
Pennsylvania	0-2	0-1	0-1	0-0	L2	1924
Penn State	4-2	4-0	0-2	0-0	W2	1924
Pensacola NAS	2-2	2-0	0-2	0-0	L2	1942
Pepperdine	2-0	0-0	0-0	2-0	W2	1993
Philadelphia Athletics	0-4	0-2	0-0	0-2	L4	1920
Piedmont	2-0	2-0	0-0	0-0	W2	1987
Pittsburgh	**2-4**	**2-1**	**0-3**	**0-0**	**W1**	**2015**
Presbyterian	8-2	8-2	0-0	0-0	W6	2015
Purdue	**3-0**	**3-0**	**0-0**	**0-0**	**W3**	**2004**
Radford	0-1	0-1	0-0	0-0	L1	2014
Reading	0-3	0-3	0-0	0-0	L3	1931
Rice	0-1	0-0	0-1	0-0	L1	2001
Rider	1-1	0-1	0-0	1-0	W1	2003
Riverside Academy	1-0	1-0	0-0	0-0	W1	1909
Rollins	6-10	1-1	5-9	0-0	L2	1966
Rome	0-1	0-1	0-0	0-0	L1	1900
Rutgers	47-11	47-11	0-0	0-0	W16	2013
Sacramento State	2-0	0-0	0-0	2-0	W2	1986
St. Francis	1-0	1-0	0-0	0-0	W1	1979
St. John's	6-3	5-2	0-0	1-1	W2	2015
Saint Louis	2-0	0-0	0-0	2-0	W2	1978
Samford	5-0	5-0	0-0	0-0	W5	1992
San Diego	1-0	0-0	0-0	1-0	W1	1994
Santa Clara	2-0	0-0	0-0	2-0	W2	1986
Savannah State	**4-0**	**4-0**	**0-0**	**0-0**	**W4**	**2014**
Sewanee	22-4	15-4	7-0	0-0	W11	1917
Shorter	2-4	2-4	0-0	0-0	W2	1986

Opponent	Overall	Home	Away	Neutral	Streak	Last
Siena	2-0	2-0	0-0	0-0	W2	1994
Sienna Heights	1-0	1-0	0-0	0-0	W1	1982
Slippery Rock	1-0	1-0	0-0	0-0	W1	1977
South Alabama	5-2	5-2	0-0	0-0	W5	1987
South Carolina	16-34-1	11-17	3-14-1	2-3	W1	2005
Southern Mississippi	2-2	2-2	0-0	0-0	W1	2011
USC Aiken	3-2	3-2	0-0	0-0	W1	1986
USF	11-2	6-2	5-0	0-0	W2	2014
Southeast Missouri State	4-0	3-0	0-0	1-0	W4	1998
Southern	2-0	2-0	0-0	0-0	W2	1984
Southern California	0-4	0-2	0-0	0-2	L4	2004
Stetson	22-10-1	9-6	13-4-1	0-0	W1	2006
Stone Mountain Prep	0-1	0-1	0-0	0-0	L1	1909
Tennessee	45-33	29-17	15-16	1-0	W1	2006
Tennessee Tech	8-1	7-1	0-0	1-0	W6	2002
Tennessee Temple	7-1	7-1	0-0	0-0	W5	1985
Texas A&M	1-1	0-0	0-0	1-1	L1	1992
TCU	1-1	0-0	0-0	1-1	L1	1988
Texas Tech	2-1	2-0	0-0	0-1	W2	2004
Troy	0-2	0-2	0-0	0-0	L2	1978
Tulane	4-1	2-1	0-0	2-0	W4	1996
USSR National Team	1-0	1-0	0-0	0-0	W1	1996
Utah	2-0	0-0	0-0	2-0	W2	1995
Valdosta State	1-4	0-0	1-4	0-0	L1	1967
Vanderbilt	59-36-1	39-15-1	20-21	0-0	L1	2013
Villanova	3-1	3-0	0-0	0-1	W3	2004
Virginia	**71-51-2**	**38-16-2**	**26-30**	**7-5**	**L1**	**2015**
VCU	**4-1**	**1-1**	**0-0**	**3-0**	**L1**	**2014**
Virginia Tech	**26-15**	**16-8**	**10-5**	**0-2**	**W1**	**2015**
Wake Forest	72-40-1	43-16	20-20-1	9-4	W2	2014
Waseda (Japan)	1-1	0-0	0-0	1-1	L1	1986
Washington	4-7	1-2	0-0	3-5	L4	2014
Washington & Lee	7-3	4-2	3-1	0-0	L1	1927
Washington Senators	0-1	0-0	0-0	0-1	L1	1911
West Georgia	11-9	10-6	1-2	0-1	W3	1988
West Liberty	1-0	1-0	0-0	0-0	W1	1969
West Virginia	4-0	4-0	0-0	0-0	W4	1999
West Virginia Wesleyan	1-1	1-1	0-0	0-0	L1	1916
Western Carolina	**19-16**	**18-15**	**0-1**	**1-0**	**W1**	**2014**
Western Kentucky	5-1	5-1	0-0	0-0	W4	1994
Western Michigan	**2-0**	**2-0**	**0-0**	**0-0**	**W2**	**1985**
Wichita State	1-3	0-1	1-2	0-0	W1	1994
William & Mary	3-0	3-0	0-0	0-0	W3	2005
William Jewell	7-1	7-1	0-0	0-0	W5	1979
Winder	0-1	0-0	0-1	0-0	L1	1896
Winthrop	18-1	16-1	2-0	0-0	W3	2012
Wofford	9-0	7-0	2-0	0-0	W9	2007
Wright State	1-1	0-0	0-0	1-1	W1	1990
Xavier	7-1	7-1	0-0	0-0	L1	2010
Yale	4-0-1	2-0	0-0	2-0-1	W3	1973
Youngstown State	3-0	3-0	0-0	0-0	W3	2008

2016 opponents in bold

SERIES HISTORY

Key

Game Type
* NCAA Regional or Playoff
$ College World Series
+ Conference tournament
# Exhibition
f – forfeit
All games 9 innings except where noted

Neutral Site Designations
1. Atlanta-Fulton County Stadium, Atlanta, Ga.
2. Ponce de Leon Park, Atlanta, Ga.
3. Griffin, Ga. (field unknown)
4. Spiller's Field, Atlanta, Ga.
5. Columbia, S.C. (field unknown)
6. Montgomery, Ala. (field unknown)
7. Rollins College, Winter Park, Fla.
8. Miami, Fla. (field unknown)
9. Sims Legion Park, Gastonia, N.C.
10. Seminole Field, Tallahassee, Fla.
11. Luther Williams Field, Macon, Ga.
12. Americus, Ga. (unknown field)
13. Nat Buring Field, Memphis, Tenn.
14. Boshamer Stadium, Chapel Hill, N.C.
15. Durham Athletic Park, Durham, N.C.
16. Smith-Wills Stadium, Jackson, Miss.
17. Dick Howser Stadium, Tallahassee, Fla.
18. Rainbow Stadium, Honolulu, Hawaii
19. Mark Light Stadium, Miami, Fla.
20. Municipal Stadium, West Palm Beach, Fla.
21. Municipal Stadium, Greenville, S.C.
22. Tiger Field, Douglas, Ga.
23. Barnson Field/Wilson Stadium, Las Vegas, Nev.
24. Douglasville, Ga. (field unknown)
25. Gainesville, Ga. (field unknown)
26. Hubert H. Humphrey Metrodome, Minneapolis, Minn.
27. McKethan Stadium-Perry Field, Gainesville, Fla.
28. Alex Box Stadium, Baton Rouge, La.
29. Louisiana Superdome, New Orleans, La.
30. Osceola County Stadium, Kissimmee, Fla.
31. Titan Field, Fullerton, Calif.
32. Eck Stadium-Tyler Field, Wichita, Kan.
33. Rosenblatt Stadium, Omaha, Neb.
34. Durham Bulls Athletic Park, Durham, N.C.
35. Lindsey Nelson Stadium, Knoxville, Tenn.
36. Griffith Stadium, Charlotte, N.C.
37. Al Lang Stadium, St. Petersburg, Fla.
38. Dudy Noble Field, Starkville, Miss.
39. Disney's Wide World of Sports, Lake Buena Vista, Fla.
40. Knight's Stadium, Fort Mill, S.C.
41. Reckling Park, Houston, Tex.
42. Frank Foley Field, Athens, Ga.
43. Coastal Federal Field, Myrtle Beach, S.C.
44. Salem Memorial Stadium, Salem, Va.
45. Turner Field, Atlanta, Ga.
46. Grayson Stadium, Savannah, Ga.
47. Ripken Stadium, Aberdeen, Md.
48. Baseball Grounds of Jacksonville, Jacksonville, Fla.
49. USA Baseball National Training Complex, Cary, N.C.
50. NewBridge Bank Park, Greensboro, N.C.
51. The Winthrop Ballpark, Rock Hill, S.C.
52. Hawkins Field, Nashville, Tenn.
53. Swayze Field, Oxford, Miss.
54. Springs Brooks Stadium, Conway, S.C.

Akron
(3-0-0)
H: 3-0, A: 0-0, N: 0-0
2-15-2013 . . . .hW. 3-0
2-16-2013 . . . .hW. 10-3
2-17-2013 . . . .hW. 5-3

Alabama
(29-38-1)
H: 13-14-1, A: 12-22, N: 4-2
4-8-1904 . . . . .hW. 8-4
4-9-1904 . . . . .hW. 11-4
4-9-1904 . . . . .hW. 8-3
5-8-1908 . . . . .aL 1-5
5-9-1908 . . . . .aL (10) 0-1
5-10-1908 . . . .aL 3-10
4-2-1910 . . . . .aL 3-4
4-3-1910 . . . . .aW. 3-1
4-28-1911 . . . .aW. 4-3
4-29-1911 . . . .aL 1-2
4-25-1913 . . . .aL 3-7
4-26-1913 . . . .aL 4-5
4-24-1914 . . . .aL 2-11
4-25-1914 . . . .aW. 12-8
4-25-1914 . . . .aW. 7-0
5-1-1914 . . . . .hW. 4-3
5-2-1914 . . . . .hW. 5-4
4-9-1915 . . . . .hL 1-2
4-10-1915 . . . .hW. 7-6
5-1-1919 . . . . .aL 1-11
5-1-1919 . . . . .aL 2-6
4-25-1923 . . . .aW. 6-3
4-26-1923 . . . .6W. 11-2
5-9-1924 . . . . .hL (10) 6-8
4-17-1925 . . . .aW. 9-2
4-18-1925 . . . .aL 10-17
4-14-1926 . . . .hW. 7-5
4-15-1926 . . . .hT (10) 8-8
4-16-1926 . . . .6W. 12-6
4-17-1926 . . . .6W. 12-10
4-20-1927 . . . .hW. 9-4
4-21-1927 . . . .hW. 7-6
4-22-1927 . . . .aL 5-8
4-23-1927 . . . .aW. 6-3
4-25-1928 . . . .aL 3-4
4-26-1928 . . . .aW. 5-3
4-28-1928 . . . .hL 1-7
4-24-1929 . . . .hL 4-7
4-25-1929 . . . .hL 3-9
4-26-1929 . . . .aL 3-6
4-27-1929 . . . .aW. 4-2
4-21-1930 . . . .hW. 7-6
4-22-1930 . . . .hL 2-7
4-25-1930 . . . .aL 2-16
4-26-1930 . . . .aL 3-15
4-14-1933 . . . .aL 2-6
4-25-1933 . . . .hW. 6-4
4-13-1934 . . . .aW. 9-5
4-14-1934 . . . .aL 2-11
4-20-1934 . . . .hL 3-4
4-21-1934 . . . .hL 1-8
4-2-1935 . . . . .aL 3-10
4-26-1937 . . . .hL 1-7
4-27-1937 . . . .hL 1-3
4-27-1938 . . . .aL 3-6
4-28-1938 . . . .aL 3-9
4-9-1943 . . . . .hL 1-10
5-14-1943 . . . .aW. 15-4
5-15-1943 . . . .aL 2-6
5-9-1957 . . . . .aW+. 5-4
5-10-1957 . . . .hL+ 10-11
5-13-1957 . . . .hW+ 10-1
5-25-1986 . . . .19W* 12-6
5-25-1991 . . . .17L*. 4-8
2-9-1996 . . . . .30L 2-7
6-05-2010 . . . .hW* 5-2
6-06-2010 . . . .hL*. 1-8
6-07-2010 . . . .hL*. 8-10

UAB
(1-1)
H: 1-0, A: 0-1, N: 0-0
4-7-1979 . . . . .hW. 15-2
5-5-1979 . . . . .aL 2-3

Alabama State
(1-0)
H: 1-0, A: 0-0, N: 0-0
3-26-2008 . . . .hW. 17-4

Albany
(1-0)
H: 0-0, A: 0-0, N: 1-0
2-22-2015 . . . .54W. 9-8

Alma College
(2-2)
H: 2-2, A: 0-0, N: 0-0
3-20-1968 . . . .hW. 14-3
3-21-1968 . . . .hL 4-5
3-25-1970 . . . .hL 7-8
3-26-1970 . . . .hW. 10-1

Anderson College
(3-1)
H: 3-1, A: 0-0, N: 0-0
4-11-1968 . . . .hW. 16-4
4-12-1968 . . . .hW. 14-10
3-29-1975 . . . .hW. 11-5
4-2-1980 . . . . .hL 5-9

Appalachian State
(16-1)
H: 16-1, A: 0-0, N: 0-0
3-24-1978 . . . .hW. 19-13
3-9-1980 . . . . .hL 3-10
3-9-1983 . . . . .hW. 11-10
3-3-1984 . . . . .hW. 6-4
4-21-1987 . . . .hW. 9-1
3-7-1989 . . . . .hW. 15-3
3-8-1989 . . . . .hW. 16-8
3-6-1990 . . . . .hW. 6-5
3-7-1990 . . . . .hW. 9-1
3-5-1991 . . . . .hW. 10-0
3-6-1991 . . . . .hW. 20-9
2-25-1992 . . . .hW. 9-4
2-26-1992 . . . .hW. 8-3
3-30-1993 . . . .hW. 10-2
3-31-1993 . . . .hW. 7-2
3-8-1994 . . . . .hW. 22-4
3-9-1994 . . . . .hW. 22-4

Arizona
(0-2)
H: 0-0, A: 0-0, N: 0-2
3-31-1989 . . . .26L 1-3
4-2-1989 . . . . .26L 4-12

Arizona State
(0-1)
H: 0-0, A: 0-0, N: 0-1
5-25-1998 . . . .32L*. 1-3

Arkansas
(2-1)
H: 0-0, A: 0-0, N: 2-1
5-26-1985 . . . .17L*. 5-7
3-6-1993 . . . . .26W. 3-2
5-23-1998 . . . .32W* 2-0

Armstrong State
(4-2)
H: 3-2, A: 1-0, N: 0-0
5-8-1981 . . . . .hW. 11-8
2-26-1986 . . . .hL 12-13
2-27-1986 . . . .hL (10) 6-7
4-14-1987 . . . .hW. 19-15
4-22-1988 . . . .hW. 8-6
2-23-2003 . . . .aW. 12-4

Army
(2-1-1)
H: 0-0, A: 0-0, N: 2-1-1
3-24-1960 . . . .8W. 13-0
3-25-1960 . . . .8W. 5-2
3-23-1961 . . . .8T 2-2
3-24-1961 . . . .8L (7) 6-7

Atlanta Athletic Club
(1-0)
H: 1-0, A: 0-0, N: 0-0
3-28-1903 . . . .hW# 11-3

Atlanta Braves
(0-12-1)
H: 0-0, A: 0-0, N: 0-12-1
4-6-1977 . . . . .1L# 0-7
4-5-1978 . . . . .1L# 3-13
4-4-1979 . . . . .1L# 0-5
3-5-1987 . . . . .20L# 3-9
3-2-1989 . . . . .20L# 0-3
3-4-1993 . . . . .20L# 2-14
3-2-1995 . . . . .20L# 1-5
2-27-1997 . . . .20L# 2-7
3-4-1999 . . . . .39L# 5-15
3-1-2001 . . . . .39L# 4-18
2-27-2003 . . . .39T# (4) 3-3
3-2-2005 . . . . .39L# 0-12
2-28-2007 . . . .39L# 0-5

Atlanta Colts
(0-2)
H: 0-0, A: 0-0, N: 0-2
4-12-1895 . . . .nL# 4-16
4-15-1896 . . . .nL# 8-20

Atlanta Crackers
(0-5-1)
H: 0-0, A: 0-4-1, N: 0-1
4-21-1903 . . . .aL# 5-22
4-24-1903 . . . .aL# 1-16
3-23-1904 . . . .aL# 1-6
3-12-1927 . . . .aL# 2-6
3-25-1929 . . . .aT# 6-6
4-2-1956 . . . . .2L# 4-6

Atlanta Pretzels
(0-1)
H: 0-0, A: 0-1, N: 0-0
4-9-1902 . . . . .aL# 1-12

Atlanta Spellers
(0-1)
H: 0-0, A: 0-1, N: 0-0
4-8-1898 . . . . .aL# 2-5

Auburn
(106-119-5)
H: 63-48-2, A: 40-64-2, N: 3-7-1
4-10-1897 . . . .aL 4-6
4-16-1898 . . . .aW. 4-3
4-8-1899 . . . . .aW. 10-8
4-22-1899 . . . .hW. 6-4
5-5-1900 . . . . .aL 4-9
5-4-1901 . . . . .hW. 15-12
4-25-1903 . . . .hW. 8-7
4-23-1904 . . . .hW. 4-3
5-5-1905 . . . . .hL 0-1
5-6-1905 . . . . .hL 2-4
5-11-1906 . . . .hL (11) 1-2
5-12-1906 . . . .hW. 5-0
5-12-1906 . . . .hW (8) 4-0
5-10-1907 . . . .aL 2-3
5-11-1907 . . . .aW (12) 2-0
5-12-1907 . . . .aL (7) 1-4
5-1-1908 . . . . .hL 0-1
5-2-1908 . . . . .hW. 7-2
5-11-1908 . . . .aW. 6-0
5-12-1908 . . . .aL 3-8
4-29-1909 . . . .aL 0-6
4-30-1909 . . . .aW. 8-2
5-7-1909 . . . . .hL 0-2
5-8-1909 . . . . .hW. 6-5
4-15-1910 . . . .aL 1-16
5-6-1910 . . . . .hW. 3-1
4-17-1911 . . . .hW. 4-1
4-18-1911 . . . .hW. 9-4
5-2-1912 . . . . .hW. 3-2
5-3-1912 . . . . .hL 5-7
5-4-1912 . . . . .hW. 5-3
4-18-1913 . . . .aL 2-3
4-19-1913 . . . .aW. 11-4
4-19-1913 . . . .aL 3-4
3-27-1914 . . . .hL 4-9
3-28-1914 . . . .hW. 10-5
4-16-1915 . . . .aT 6-6
4-17-1915 . . . .aW. 12-2
4-18-1915 . . . .aW. 7-1
4-14-1916 . . . .hW. 6-4
4-15-1916 . . . .hL 9-10
4-16-1916 . . . .hL 0-3
4-14-1917 . . . .aL (10) 4-5
4-14-1917 . . . .aL 1-4
4-12-1918 . . . .aW. 8-4
4-13-1918 . . . .aL 4-10
4-20-1918 . . . .aW. 8-3
4-21-1918 . . . .aL (5) 0-6
4-11-1919 . . . .hW. 2-1
4-12-1919 . . . .hW. 4-2
4-16-1920 . . . .aW. 6-2
4-17-1920 . . . .aL 4-5
4-15-1921 . . . .hW. 8-3
4-19-1921 . . . .hW. 7-6
4-1-1922 . . . . .hL 6-7
4-15-1922 . . . .aL 5-8
4-16-1922 . . . .aW. 5-4
4-14-1923 . . . .hL 3-7
4-23-1923 . . . .aT (5) 2-2
4-24-1923 . . . .6T (6) 1-1
4-5-1924 . . . . .aW. 17-5
4-6-1924 . . . . .aW. 2-0
5-14-1924 . . . .hW. 7-6
5-15-1924 . . . .hW. 2-0
4-24-1925 . . . .hW. 25-2
4-25-1925 . . . .aW. 10-8
4-9-1926 . . . . .hW. 5-0
4-10-1926 . . . .hW. 13-7
4-8-1927 . . . . .6L 2-10
4-9-1927 . . . . .6L 5-7
4-17-1928 . . . .aL 4-15
4-18-1928 . . . .aW. 11-2
4-21-1928 . . . .hW. 7-5
4-3-1929 . . . . .aL 3-23
4-4-1929 . . . . .aL 10-16
4-19-1929 . . . .hW. 12-7
4-20-1929 . . . .hW. 8-3
4-16-1930 . . . .hL 4-7
4-17-1930 . . . .hW. 6-2
4-24-1931 . . . .hW. 11-7
4-25-1931 . . . .hL 8-13
5-11-1931 . . . .aL 5-11
5-12-1931 . . . .aL 0-13
4-15-1932 . . . .hT 6-6
4-16-1932 . . . .hL 10-12
4-16-1932 . . . .hW. 5-4
4-29-1932 . . . .aL (10) 7-8
4-7-1933 . . . . .hW. 4-3
4-8-1933 . . . . .hL 7-11
4-28-1933 . . . .aL (10) 3-4
4-29-1933 . . . .aL 5-9
4-6-1934 . . . . .hW. 10-4
4-7-1934 . . . . .hL 4-7
4-28-1934 . . . .aL 0-1
4-22-1935 . . . .aW. 6-3
4-23-1935 . . . .aW. 4-3
4-7-1937 . . . . .hL 2-3
5-1-1937 . . . . .aL 5-6
5-1-1937 . . . . .aW (7) 3-2
4-29-1938 . . . .aW. 9-6
4-30-1938 . . . .aL 2-9
5-11-1938 . . . .hW. 6-2
5-12-1938 . . . .hW. 5-4
4-14-1939 . . . .aL 2-5
4-15-1939 . . . .aL 4-11
5-1-1939 . . . . .hL 2-11
5-2-1939 . . . . .hW. 5-4
4-5-1940 . . . . .hW. 4-2
4-6-1940 . . . . .hL 1-7
4-20-1940 . . . .aL 0-2
4-16-1941 . . . .aW. 5-3
4-17-1941 . . . .aW. 7-4
4-28-1941 . . . .hL 6-9
4-29-1941 . . . .hL 3-7
4-10-1942 . . . .aL 1-7
4-11-1942 . . . .aL 4-8
4-20-1942 . . . .hW. 15-10
4-21-1942 . . . .hL 9-11
5-19-1947 . . . .aL 4-8
5-20-1947 . . . .aL 4-17
5-26-1947 . . . .hW. 12-2
5-27-1947 . . . .hL 5-14
4-16-1948 . . . .aL 4-17
4-17-1948 . . . .aW. 10-8
5-17-1948 . . . .hW. 13-8
5-18-1948 . . . .hW. 12-6
4-15-1949 . . . .hL 8-12
4-16-1949 . . . .hW. 5-3
4-25-1949 . . . .aW. 8-2
4-26-1949 . . . .aL 3-4
4-14-1950 . . . .aL 5-9
4-15-1950 . . . .aW. 9-8
5-5-1950 . . . . .hW. 8-4
5-6-1950 . . . . .hL 3-8
3-30-1951 . . . .hL 2-23
3-31-1951 . . . .hW. 11-9
4-28-1951 . . . .aL 1-6
3-31-1952 . . . .hT 4-4
4-1-1952 . . . . .hL 4-11
4-4-1952 . . . . .aW. 10-3
4-5-1952 . . . . .aW. 3-2
3-30-1953 . . . .hW. 6-5
3-31-1953 . . . .hL 7-14
4-13-1953 . . . .aL 4-11
4-14-1953 . . . .aW. 8-5
4-9-1954 . . . . .hL 2-5
4-10-1954 . . . .hW. 6-4
5-7-1954 . . . . .aW. 9-6
5-8-1954 . . . . .aL 9-21
4-1-1955 . . . . .aW. 5-3
4-2-1955 . . . . .aL 3-7
4-18-1955 . . . .hL 8-13
4-19-1955 . . . .hW. 12-7
4-27-1956 . . . .aL 0-1
4-28-1956 . . . .aL 3-9
4-28-1956 . . . .aW. 10-1
4-26-1957 . . . .hW. 2-1
4-27-1957 . . . .hL 2-3
4-27-1957 . . . .hW. 8-7
4-11-1958 . . . .aL 11-14
4-12-1958 . . . .aL 3-11
4-18-1958 . . . .hL (12) 2-3
4-19-1958 . . . .hL 0-15
4-10-1959 . . . .aW. 7-2
4-11-1959 . . . .aL 4-9
4-17-1959 . . . .hW. 5-1
4-1-1960 . . . . .hW. 3-2
4-2-1960 . . . . .hL 4-5
4-22-1960 . . . .aW. 7-6
4-23-1960 . . . .aW. 12-0
4-1-1961 . . . . .hL 6-7
4-1-1961 . . . . .hL (7) 10-12
4-21-1961 . . . .aL 13-24
4-22-1961 . . . .aL 5-9
3-23-1962 . . . .aL 1-9
3-24-1962 . . . .aL 2-3
3-30-1962 . . . .hL 6-8
3-29-1963 . . . .hL 3-11
3-30-1963 . . . .hL 3-5
4-9-1963 . . . . .aL 0-4
4-10-1963 . . . .aL 4-6
4-10-1964 . . . .hL 4-10
4-11-1964 . . . .hL 6-8
5-8-1964 . . . . .aL 1-5
5-9-1964 . . . . .aL 2-10
4-9-1965 . . . . .aL 3-12
4-10-1965 . . . .aL 0-4
5-7-1965 . . . . .hW. 5-4
5-8-1965 . . . . .hW. 13-5
4-23-1966 . . . .aL (7) 1-2
4-23-1966 . . . .aW (7) 8-2
5-17-1966 . . . .hL 0-1
5-18-1966 . . . .hW. 13-3
4-14-1967 . . . .hL (13) 2-4
4-15-1967 . . . .hL (12) 6-9
5-19-1967 . . . .aW. 12-8
5-20-1967 . . . .aL 6-8
5-15-1974 . . . .12L 7-11
5-21-1975 . . . .12L 5-6
5-18-1976 . . . .12L 4-6
5-17-1977 . . . .12L 6-7
5-16-1978 . . . .12W. 10-8
5-15-1979 . . . .12W. 7-6
5-12-1982 . . . .hW. 8-6
4-14-1983 . . . .hW. 16-7
5-4-1983 . . . . .aL (10) 3-4
5-4-1984 . . . . .hW. 8-5
4-4-1985 . . . . .hW. 12-5
4-24-1985 . . . .aL 5-6
4-23-1986 . . . .hW. 6-4
4-28-1986 . . . .aL (10) 7-8
4-28-1987 . . . .hL 6-11
5-6-1987 . . . . .aW. 9-5
3-8-1988 . . . . .hL 3-14
2-28-1989 . . . .aL 7-9
4-18-1989 . . . .hW. 14-6
2-5-1993 . . . . .30W. 5-4
1-29-1999 . . . .39L 12-17
3-6-2001 . . . . .aL 0-4
4-17-2001 . . . .hW. 11-1
4-9-2002 . . . . .aW. 9-5

RECORDS

SERIES HISTORY

4-16-2002 . . . .hW. 10-4
3-11-2003 . . . .aW. 4-2
3-18-2003 . . . .hL 5-7
3-2-2004 . . . . .aL 2-6
3-30-2004 . . . .hW. 20-5
3-23-2005 . . . .hL (11) 6-7
4-5-2005 . . . . .aW. 3-2
2-24-2015 . . . .aL 1-7
3-24-2015 . . . .hW. 4-1

Augusta State
(14-3)
H: 12-1, A: 2-2, N: 0-0
3-12-1982 . . . .hL (7) 1-3
3-12-1982 . . . .hW (8) 6-5
4-11-1985 . . . .hW. 15-4
4-10-1986 . . . .hW. 12-4
5-5-1986 . . . . .aW. 13-0
4-7-1987 . . . . .aL 4-7
5-3-1987 . . . . .hW. 18-8
5-4-1987 . . . . .hW. 14-7
4-27-1988 . . . .aL 6-7
4-30-1988 . . . .hW. 3-1
5-1-1988 . . . . .hW. 13-3
4-23-1989 . . . .hW. 15-4
4-25-1989 . . . .hW. 18-0
4-23-1990 . . . .hW. 15-2
4-24-1990 . . . .hW. 4-2
4-3-1991 . . . . .aW. 8-1
5-5-1991 . . . . .hW (8) 6-1

Austin Peay
(2-1)
H: 1-1, A: 0-0, N: 1-0
5-24-1996 . . . .28W* 14-3
6-3-2011 . . . . .hL*. 1-2
6-5-2011 . . . . .hW* 12-2

Baldwin-Wallace
(1-0)
H: 1-0, A: 0-0, N: 0-0
3-24-1977 . . . .hW. 9-2

Ball State
(4-0)
H: 4-0, A: 0-0, N: 0-0
2-28-1983 . . . .hW. 8-4
3-1-1983 . . . . .hW (7) 14-4
3-1-1983 . . . . .hW (7) 12-0
2-26-1985 . . . .hW. 21-11

Baptist
(3-0)
H: 3-0, A: 0-0, N: 0-0
4-13-1977 . . . .hW. 17-16
4-14-1977 . . . .hW. 3-2
4-26-1988 . . . .hW. 15-1

Berry
(4-3)
H: 3-2, A: 1-1, N: 0-0
5-14-1965 . . . .hW. 7-1
5-19-1966 . . . .hW. 10-3
5-12-1967 . . . .aW. 3-1
5-17-1967 . . . .hL 3-5
4-25-1968 . . . .hW. 10-9
5-14-1969 . . . .aL 0-1
5-14-1970 . . . .hL 4-7

Bingham-Mebane
(2-2)
H: 2-1, A: 0-1, N: 0-0
5-3-1906 . . . . .aL# 4-8
3-30-1917 . . . .hW. 4-3
3-31-1917 . . . .hW. 11-2
3-31-1917 . . . .hL (7) 3-4

Boston College
(16-10)
H: 9-1, A: 7-8, N: 0-1
4-28-2006 . . . .aW. 12-4
4-29-2006 . . . .aL 4-5
4-30-2006 . . . .al 1-5
3-16-2007 . . . .hW. 10-0
3-17-2007 . . . .hW. 5-2
3-18-2007 . . . .hL 2-9
3-29-2008 . . . .aW. 5-2
3-29-2008 . . . .aW. 13-2
3-30-2008 . . . .aW. 3-2
3-13-2009 . . . .hW. 5-4
5-21-2009 . . . .34L+. 3-7
5-20-2010 . . . .aW. 15-8
5-21-2010 . . . .aW. 7-5
5-22-2010 . . . .aL 3-6
4-22-2011 . . . .hW. 2-0
4-23-2011 . . . .hW. 8-1
4-24-2011 . . . .hW. 10-8
3-23-2012 . . . .aL 7-15
3-24-2012 . . . .aL 3-4
3-24-2012 . . . .aW. 2-1
3-15-2013 . . . .hW. 12-5
3-16-2013 . . . .hW. 11-3
3-17-2013 . . . .hW. 9-1
4-17-2015 . . . .aL 0-1
4-18-2015 . . . .aL 1-6
4-19-2015 . . . .aL 0-4

Bowling Green
(4-3)
H: 4-3, A: 0-0, N: 0-0
3-28-1969 . . . .hL (11) 5-6
3-20-1971 . . . .hW. 7-2
3-24-1973 . . . .hL 1-2
3-23-1974 . . . .hL 2-3
2-28-2014 . . . .hW. 3-2
3-1-2014 . . . . .hW. 8-3
3-2-2014 . . . . .hW. 8-5

Buffalo
(0-2)
H: 0-2, A: 0-0, N: 0-0
3-18-1915 . . . .hL# 2-7
3-19-1915 . . . .hL# 0-8

Cal State Fullerton
(3-3)
H: 0-0, A: 0-2, N: 3-1
3-5-1993 . . . . .26W (11) . . . 7-6
2-27-1994 . . . .aL 0-2
6-3-1994 . . . . .33W$. 2-0
6-8-1994 . . . . .33W$ (12) . . 3-2
2-28-2004 . . . .aL 1-7
6-18-2006 . . . .33L$ 5-7

California
(0-2)
H: 0-0, A: 0-0, N: 0-2
5-24-1992 . . . .27L*. 2-3
5-25-1995 . . . .35L*. 3-4

UCLA
(2-4)
H: 1-2, A: 1-2, N: 0-0
2-6-1998 . . . . .hW. 16-7
2-7-1998 . . . . .hL 9-10
2-8-1998 . . . . .hL 11-13
2-5-1999 . . . . .aW. 13-8
2-6-1999 . . . . .aL 3-12
2-7-1999 . . . . .aL 1-6

Camp Gordon
(1-0)
H: 1-0, A: 0-0, N: 0-0
3-22-1919 . . . .hW#. 11-4

Campbell
(4-0)
H: 4-0, A: 0-0, N: 0-0
3-2-1982 . . . . .hW. 12-11
3-5-1990 . . . . .hW. 8-6
3-4-2003 . . . . .hW. 5-3
3-5-2003 . . . . .hW. 3-1

Centenary
(1-0)
H: 1-0, A: 0-0, N: 0-0
4-5-1977 . . . . .hW. 18-3

Central
(4-0)
H: 4-0, A: 0-0, N: 0-0
5-17-1901 . . . .hW (f). 9-0
5-18-1901 . . . .hW. 15-6
5-15-1908 . . . .hW. 14-2
5-16-1908 . . . .hW. 7-0

Central Florida
(1-2)
H: 0-0, A: 0-0, N: 1-2
5-25-1989 . . . .27L*. 4-6
2-6-1993 . . . . .30W. 13-2
2-11-1996 . . . .30L 7-8

Central Michigan
(2-0)
H: 1-0, A: 0-0, N: 1-0
3-7-1985 . . . . .hW. 11-6
5-23-1985 . . . .17W* 7-6

Charleston Southern
(12-1)
H: 12-1, A: 0-0, N: 0-0
2-10-1995 . . . .hW (7) 14-1
2-11-1995 . . . .hW (7) 8-4
2-11-1995 . . . .hW (7) 6-1
3-25-1997 . . . .hW (11) . . 12-11
3-26-1997 . . . .hW. 16-6
2-11-1998 . . . .hL 4-10
3-2-1999 . . . . .hW. 22-4
3-3-1999 . . . . .hW. 20-13
3-28-2000 . . . .hW. 6-3
3-29-2000 . . . .hW. 12-5
5-4-2001 . . . . .hW. 9-4
5-5-2001 . . . . .hW. 9-3
5-6-2001 . . . . .hW. 10-5

Charlotte
(5-0)
Formerly: UNC-Charlotte
H: 4-0, A: 1-0, N: 0-0
4-12-1982 . . . .aW. 12-9
3-3-1998 . . . . .hW. 12-4
5-5-2012 . . . . .hW. 9-0
5-6-2012 . . . . .hW. 6-3
5-6-2012 . . . . .hW (11) 6-5

Chattanooga
(3-2)
Formerly: UT-Chattanooga
H: 2-1, A: 1-1, N: 0-0
4-6-1968 . . . . .hL 4-5
4-12-1969 . . . .aL 5-8
4-19-1969 . . . .hW. 9-0
3-28-1973 . . . .aW. 4-1
4-15-1974 . . . .hW. 9-0

Chicopee Mills
(1-1)
H: 0-1, A: 0-0, N: 1-0
8-25-1946 . . . .25W. 10-9
8-29-1946 . . . .hL 1-6

Cincinnati
(8-0)
H: 7-0, A: 0-0, N: 1-0
3-25-1921 . . . .hW. 18-0
3-26-1921 . . . .hW. 17-5
4-17-1935 . . . .hW. 1-0
5-12-1978 . . . .10W+ 6-5
3-17-1984 . . . .hW. 16-2
2-20-1998 . . . .hW. 17-1
2-21-1998 . . . .hW. 19-2
2-22-1998 . . . .hW. 9-6

The Citadel
(2-0)
H: 2-0, A: 0-0, N: 0-0
4-12-2000 . . . .hW. 13-3
3-26-2013 . . . .hW. 5-4

Clemson
(106-108-3)
H: 73-42-2, A: 22-47-1, N: 11-19
4-12-1902 . . . .hW. 12-4
4-11-1903 . . . .hL 1-5
4-22-1904 . . . .hL 1-6
5-14-1904 . . . .aL 1-11
4-22-1905 . . . .hW. 5-4
4-22-1905 . . . .hL 3-5
3-24-1906 . . . .hW. 3-1
4-30-1906 . . . .aW. 6-0
4-5-1907 . . . . .hW. 4-2
4-6-1907 . . . . .hT (11) 2-2
4-3-1908 . . . . .hW. 4-3
4-4-1908 . . . . .hW (11) 5-4
5-13-1910 . . . .hW. 5-0
5-14-1910 . . . .hW (7) 4-0
5-15-1910 . . . .hW (7) 11-3
4-12-1912 . . . .hL 4-6
4-13-1912 . . . .hW. 4-2
3-28-1913 . . . .hW. 3-0
3-29-1913 . . . .hW. 3-1
4-25-1917 . . . .5W. 3-2
4-26-1917 . . . .5W. 5-1
4-5-1919 . . . . .hW. 5-0
4-6-1919 . . . . .hW. 9-3
4-23-1920 . . . .hW. 2-1
4-24-1920 . . . .hW (10) 5-4
4-1-1921 . . . . .hW. 7-0
4-2-1921 . . . . .hW. 10-1
3-24-1922 . . . .hW. 9-4
3-25-1922 . . . .hW. 6-2
3-20-1925 . . . .hW. 4-0
3-21-1925 . . . .hW. 6-0
3-19-1926 . . . .hW. 5-2
3-20-1926 . . . .hL (10) 5-6
3-18-1927 . . . .hW. 11-5
3-19-1927 . . . .hW. 10-1
3-23-1928 . . . .hW. 14-4
3-24-1928 . . . .hW. 7-5
4-12-1929 . . . .hW. 5-2
4-13-1929 . . . .hL 4-7
3-28-1930 . . . .hW. 10-9
3-29-1930 . . . .hW. 4-1
4-5-1935 . . . . .aL 0-4
4-26-1935 . . . .hL 2-10
4-27-1935 . . . .hW. 6-0
4-27-1935 . . . .hW. 2-1
4-24-1943 . . . .hL 4-5
5-7-1943 . . . . .aW. 14-6
5-8-1943 . . . . .aL 10-11
4-15-1955 . . . .hW. 6-4
4-16-1955 . . . .aL 4-8
4-18-1956 . . . .aW. 21-6
4-25-1956 . . . .hW. 2-1
5-6-1957 . . . . .hL 0-5
5-7-1957 . . . . .aL (10) 6-7
4-8-1958 . . . . .hW. 8-1
6-4-1959 . . . . .9L*. 6-9
3-31-1960 . . . .aL 0-10
5-2-1961 . . . . .hL 5-15
4-21-1962 . . . .hL 6-9
4-21-1962 . . . .hL (7) 4-18
3-27-1963 . . . .hL 4-6
4-3-1963 . . . . .aW. 10-8
4-14-1964 . . . .aL 4-22
5-14-1964 . . . .hW. 4-3
4-3-1965 . . . . .aL 2-4
4-3-1965 . . . . .aT 6-6
5-11-1965 . . . .hT 4-4
4-18-1966 . . . .aL 9-14
5-20-1966 . . . .hW. 4-1
4-4-1967 . . . . .aL 1-10
5-6-1967 . . . . .hL 0-4
4-15-1968 . . . .aL 3-6
5-4-1968 . . . . .hW. 7-0
4-14-1969 . . . .aW. 4-3
4-7-1970 . . . . .aL 6-17
5-7-1970 . . . . .hW. 7-1
4-13-1971 . . . .hW. 8-4
4-21-1971 . . . .aW. 4-1
4-9-1972 . . . . .aL 0-1
4-3-1974 . . . . .hW. 11-7
4-9-1974 . . . . .aL 3-12
4-17-1974 . . . .aL 8-10
4-8-1975 . . . . .hL 3-10
4-22-1975 . . . .hL 3-18
4-5-1976 . . . . .hL 3-12
4-12-1976 . . . .hL 10-12
4-8-1977 . . . . .hL 7-8
4-7-1978 . . . . .hL 9-13
4-13-1978 . . . .aW. 2-1
4-11-1979 . . . .hL 6-14
4-18-1979 . . . .aL 2-20
4-3-1980 . . . . .aL 1-18
4-9-1980 . . . . .hW. 12-10
4-2-1981 . . . . .aL 4-6
4-7-1981 . . . . .hL 5-10
4-22-1981 . . . .14L+. 6-7
4-1-1982 . . . . .aL 4-17
4-7-1982 . . . . .hL 2-10
4-22-1982 . . . .14L+. 2-16
4-7-1983 . . . . .hW. 7-6
4-17-1983 . . . .aL 6-19
3-27-1984 . . . .aL 1-5
4-11-1984 . . . .hL 2-7
4-3-1985 . . . . .aL 2-4
4-10-1985 . . . .hW. 9-8
4-19-1985 . . . .hW+ 12-9
4-20-1985 . . . .hW+ 7-5
4-22-1986 . . . .hL 3-6
5-7-1986 . . . . .aW. 7-0
5-15-1986 . . . .15W+ 16-5
4-8-1987 . . . . .hW. 4-2
4-15-1987 . . . .aW. 7-6
4-22-1987 . . . .hW. 12-2
5-16-1987 . . . .21W+ 7-1
4-6-1988 . . . . .aL 3-7
4-13-1988 . . . .hL 2-4
4-21-1988 . . . .aL 4-7
4-12-1989 . . . .hL 5-7
4-19-1989 . . . .aL 5-16
4-26-1989 . . . .hW. 11-4
5-14-1989 . . . .21L+. 3-9
4-27-1990 . . . .hL 12-14
4-28-1990 . . . .aW. 8-3
4-29-1990 . . . .hL 10-17
4-26-1991 . . . .aL (10) 8-9
4-27-1991 . . . .hL 0-8
4-28-1991 . . . .aW. 11-6
5-13-1991 . . . .21L+. 5-6
5-14-1991 . . . .21L+. 8-24
4-24-1992 . . . .hW. 6-2
4-25-1992 . . . .hW (10) 7-6
4-26-1992 . . . .hL 4-5
5-12-1992 . . . .21L+. 4-5
4-23-1993 . . . .aW. 11-0
4-24-1993 . . . .aW. 10-5
4-25-1993 . . . .aW. 6-0
5-17-1993 . . . .21L+. 8-9
5-13-1994 . . . .hL (10) 8-9
5-14-1994 . . . .hW. 20-4
5-15-1994 . . . .hL 4-7
5-20-1994 . . . .21L+. 6-9
4-28-1995 . . . .aL 5-8
4-29-1995 . . . .aL 1-6
4-30-1995 . . . .aL 5-6
5-10-1996 . . . .hL (10) 8-9
5-11-1996 . . . .hW. 4-0
5-12-1996 . . . .hL 2-9
5-16-1996 . . . .14L+. 1-6
4-25-1997 . . . .aL 4-7
4-26-1997 . . . .aW. 19-4
5-15-1997 . . . .37L+. 4-7
5-3-1998 . . . . .hW. 7-6
5-4-1998 . . . . .hW. 9-7
5-5-1998 . . . . .hW. 14-5
5-14-1998 . . . .34W+ 10-6
4-23-1999 . . . .aL 4-24
4-24-1999 . . . .aL 8-13
4-25-1999 . . . .aL 5-6
4-28-2000 . . . .hW. 7-4
4-29-2000 . . . .hW. 9-7
4-30-2000 . . . .hL 12-13
5-19-2000 . . . .40W+ 9-8
5-20-2000 . . . .40W+ 8-4
4-20-2001 . . . .aL 0-3
4-21-2001 . . . .aL 1-5
4-22-2001 . . . .aW. 5-3
5-4-2002 . . . . .hL 9-12
5-5-2002 . . . . .hW. 15-6
5-6-2002 . . . . .hW. 11-0
5-22-2002 . . . .37L+. 0-10
6-16-2002 . . . .33L$ 7-9
4-25-2003 . . . .aL (10) 7-9
4-26-2003 . . . .aL 5-10
4-27-2003 . . . .aL 3-11
5-14-2004 . . . .hW. 8-3
5-15-2004 . . . .hW. 11-3
5-16-2004 . . . .hW. 8-4
5-27-2004 . . . .44W+(13) . 11-7
4-29-2005 . . . .aW. 18-14
4-30-2005 . . . .aL 5-6
5-1-2005 . . . . .aW. 6-4
4-14-2006 . . . .hL 6-7
4-15-2006 . . . .hW. 12-3
4-16-2006 . . . .hW. 22-4
5-25-2006 . . . .48L+. 2-3
5-27-2006 . . . .48W+ (10) . . 8-7
5-27-2006 . . . .48L+. 11-16
6-16-2006 . . . .33L$ 4-8
4-27-2007 . . . .aL (11) 2-3
4-28-2007 . . . .aL 3-10
4-29-2007 . . . .aW. 6-3
5-9-2008 . . . . .hW. 5-1
5-10-2008 . . . .hW. 7-1
5-11-2008 . . . .hL 6-16
5-24-2008 . . . .48L+. 4-10
4-24-2009 . . . .aW. 5-4
4-25-2009 . . . .aL 5-8
4-26-2009 . . . .aL 3-6
4-16-2010 . . . .hW(10) 8-6
4-17-2010 . . . .hW. 4-3
4-18-2010 . . . .hW. 11-3
5-29-2010 . . . .50L+. 3-9
4-29-2011 . . . .aL 2-4
4-30-2011 . . . .aW. 5-1
5-1-2011 . . . . .aL 1-3
5-25-2011 . . . .34L+. 0-9
4-27-2012 . . . .hW (13) 6-5
4-28-2012 . . . .hL 7-13
4-29-2012 . . . .hL 8-11
5-26-2012 . . . .50W+ 5-1
4-26-2013 . . . .aL 3-11
4-26-2013 . . . .aL (11) 3-4
4-27-2013 . . . .aW. 14-9
5-23-2014 . . . .50W+ 3-0
4-24-2015 . . . .hW. 4-2
4-25-2015 . . . .hL 3-11
4-26-2015 . . . .hW (10) 5-4

Cleveland Indians
(0-1)
H: 0-1, A: 0-0, N: 0-0
3-29-1906 . . . .hL# 4-16

Cleveland State
(8-6)
H: 8-6, A: 0-0, N: 0-0
3-26-1971 . . . .hL 3-11
3-27-1971 . . . .hW. 8-0
3-23-1973 . . . .hW. 13-6
3-22-1974 . . . .hL 3-7
3-23-1975 . . . .hW. 6-4
3-25-1975 . . . .hL 1-10
3-22-1976 . . . .hL 6-11
3-24-1976 . . . .hW. 10-7
3-23-1977 . . . .hL 1-7
3-23-1977 . . . .hW. 7-5
3-20-1978 . . . .hW. 10-7
3-22-1978 . . . .hL 5-13
3-19-1979 . . . .hW. 4-3
3-22-1979 . . . .hW. 7-4

Coastal Carolina
(15-7)
H: 13-5, A: 0-1, N: 2-1
4-9-1978 . . . .hL (10) 8-9
2-10-1990 . . . .hW (7) 8-6
2-10-1990 . . . .hW (7) 10-2
2-11-1990 . . . .hW. 12-5
5-24-1991 . . . .17W* 11-7
2-12-1993 . . . .hW. 12-1
2-13-1993 . . . .hW. 8-4
2-14-1993 . . . .hW. 4-1
3-31-1995 . . . .hW. 12-0
4-1-1995 . . . . .hW. 10-5
4-2-1995 . . . . .hW. 7-6
5-25-2001 . . . .42L*. 3-5
2-22-2002 . . . .43W. 2-1
5-31-2002 . . . .hW* 6-0
5-10-2005 . . . .hL 6-7
5-2-2008 . . . . .hW. 10-6
5-3-2008 . . . . .hL 9-10
5-4-2008 . . . . .hW. 11-4
5-3-2013 . . . . .hW. 4-2
5-3-2013 . . . . .hL 4-7
5-5-2013 . . . . .hL 8-12
2-21-2015 . . . .aL 5-7

College of Charleston
(11-0)
H: 9-0, A: 0-0, N: 2-0
3-15-1991 . . . .hW. 16-2
2-7-1992 . . . . .hW. 9-2
2-8-1992 . . . . .hW. 14-8
2-9-1992 . . . . .hW. 7-5
2-26-1993 . . . .hW. 10-2
2-27-1993 . . . .hW. 11-2
2-28-1993 . . . .hW. 19-1
6-9-2006 . . . . .hW* 5-0
6-10-2006 . . . .hW* 12-3
6-1-2012 . . . . .27W* 8-4
6-3-2012 . . . . .27W* 3-0

Columbus
(4-0)
H: 4-0, A: 0-0, N: 0-0
3-30-1982 . . . .hW. 3-2
4-13-1983 . . . .hW. 6-3
5-6-1986 . . . . .hW. 4-2
4-17-1988 . . . .hW. 12-7

Connecticut
(6-1)
H: 5-1, A: 0-0, N: 1-0
5-27-1994 . . . .32W* 7-0
3-9-1996 . . . . .hW. 7-0
3-9-1996 . . . . .hW. 8-2
3-10-1996 . . . .hW. 11-8
3-10-2000 . . . .hW. 12-0
3-11-2000 . . . .hL 5-11
3-12-2000 . . . .hW. 17-7

Cornell
(1-3)
H: 1-3, A: 0-0, N: 0-0
4-12-1901 . . . .hL 5-13
4-2-1902 . . . . .hL 5-25
3-23-1991 . . . .hW (7) 10-5
3-23-1991 . . . .hL (7) 7-9

Covington Mills
(2-0)
H: 1-0, A: 1-0, N: 0-0
8-2-1946 . . . . .hW. 4-0
8-24-1946 . . . .aW. 11-9

Creighton
(1-1)
H: 0-0, A: 0-0, N: 1-1
3-27-1990 . . . .18L (8) 4-5
3-31-1990 . . . .18W (10) . . . 3-2

Cumberland
(1-0)
H: 1-0, A: 0-0, N: 0-0
5-24-1906 . . . .hW. 11-0

Dahlonega
(2-0)
H: 2-0, A: 0-0, N: 0-0
5-4-1907 . . . . .hW#. 9-1
5-1-1909 . . . . .hW. 2-1

RECORDS

SERIES HISTORY

Dartmouth
(3-3)
H: 3-2, A: 0-0, N: 0-1
4-6-1923 ....hW (11) 1-0
4-7-1923 ....hW (10) 3-2
3-28-1924 ....hL 3-7
3-29-1924 ....4L (7)..... 7-11
4-3-1925 ....hW..... 7-5
4-4-1925 ....hL 0-1

Davidson
(12-2)
H: 11-2, A: 1-0, N: 0-0
4-5-1918 ....hL 1-7
4-6-1918 ....hW..... 6-1
4-30-1920 ....hW..... 6-2
5-1-1920 ....hW..... 5-0
3-29-1967 ....hW..... 14-1
3-30-1967 ....hW..... 9-0
3-2-1983 ....hW..... 10-3
3-18-1989 ....hW (7) 1-0
3-18-1989 ....hW (5) 17-0
4-30-1989 ....aW..... 12-5
3-31-1992 ....hW..... 4-3
4-6-1993 ....hW..... 6-4
4-13-1994 ....hL 4-6
4-4-1995 ....hW..... 7-6

DePauw
(4-0)
H: 4-0, A: 0-0, N: 0-0
3-24-1968 ....hW..... 10-3
3-29-1969 ....hW..... 15-1
3-22-1971 ....hW..... 9-2
3-22-1973 ....hW..... 13-4

Detroit Tigers
(0-2)
H: 0-2, A: 0-0, N: 0-0
3-16-1922 ....hL# 2-4
3-17-1922 ....hL# 4-7

Dortch's Bakery
(1-0)
H: 1-0, A: 0-0, N: 0-0
7-31-1946 ....hW..... 12-4

Duke
(90-33)
Formerly: Trinity College
H: 49-14, A: 32-16, N: 9-3
5-4-1903 ....hW..... 10-0
4-10-1905 ....hW (12) 3-2
4-6-1906 ....hL 0-10
4-7-1906 ....hW..... 5-1
4-10-1908 ....hL 0-2
4-11-1908 ....hL 0-5
4-16-1909 ....hW..... 3-1
4-17-1909 ....hW..... 3-2
4-21-1911 ....hL 2-3
4-22-1911 ....hW..... 4-1
5-5-1916 ....hW..... 14-3
5-6-1916 ....hW..... 5-0
3-23-1972 ....hW..... 21-10
3-24-1972 ....hW..... 20-1
4-11-1980 ....aL 2-11
4-12-1980 ....aL 3-4
3-9-1981 ....hL 1-2
3-10-1981 ....hL 2-3
4-10-1982 ....aL (7)..... 1-6
4-10-1982 ....aW (7) 5-3
3-10-1983 ....hW..... 15-8
3-11-1983 ....hL 4-25
4-20-1984 ....15W+ (10).. 8-4
3-8-1985 ....hW..... 10-5
3-9-1985 ....hL 3-5
3-4-1986 ....aW..... 3-2
3-5-1986 ....aW..... 4-3
4-10-1987 ....aW..... 6-3
4-11-1987 ....aL 2-7
4-17-1987 ....hW..... 8-1
5-13-1987 ....21W+ 3-1
4-10-1988 ....aL 15-16
4-16-1988 ....hW (7) 7-2
4-16-1988 ....hW (7) 5-3
4-9-1989 ....hW..... 5-0
4-29-1989 ....aW (7) 6-1
4-13-1990 ....hW..... 12-3
4-14-1990 ....hW..... 6-3
4-15-1990 ....hW..... 10-2
4-12-1991 ....aL 2-4
4-13-1991 ....aW..... 8-3
4-14-1991 ....aL 6-7
5-11-1991 ....21W+ 9-7
4-10-1992 ....hL 5-11
4-11-1992 ....hW..... 14-2
4-12-1992 ....hW..... 6-4
5-11-1992 ....21W+ 7-3
4-9-1993 ....aW..... 20-2
4-10-1993 ....aW..... 6-2
4-11-1993 ....aW..... 7-6
4-8-1994 ....hW..... 7-5
4-9-1994 ....hW..... 9-2
4-10-1994 ....hW..... 17-10
4-7-1995 ....aW..... 9-3
4-8-1995 ....aW..... 10-2
4-9-1995 ....34W..... 10-5
3-29-1996 ....hL 5-6
3-31-1996 ....hW (7) 15-7
3-31-1996 ....hW (7) 13-5
5-1-1997 ....aW..... 13-7
5-2-1997 ....aW..... 11-4
5-3-1997 ....aW..... 8-3
5-16-1997 ....37L+ 3-5
3-27-1998 ....hW..... 9-8
3-28-1998 ....hW..... 6-5
3-29-1998 ....hW..... 12-4
5-13-1998 ....34L+ 0-4
4-9-1999 ....aL 6-7
4-10-1999 ....aW..... 10-7
4-11-1999 ....aW..... 6-2
3-24-2000 ....hW..... 14-1
3-25-2000 ....hL 3-4
3-26-2000 ....hL 3-4
5-17-2000 ....40W+ 9-3
4-6-2001 ....aW..... 9-2
4-7-2001 ....aL 7-8
4-8-2001 ....aW..... 13-3
5-16-2001 ....40W+ 16-2
4-5-2002 ....hW..... 4-2
4-6-2002 ....hW (10) 8-7
4-7-2002 ....hW..... 15-7
5-23-2002 ....37W+ 6-1
4-12-2003 ....aW..... 9-1
4-12-2003 ....aW..... 11-1
4-13-2003 ....aW..... 13-6
5-24-2003 ....44W+ 23-4
5-7-2004 ....hW (10) 9-8
5-8-2004 ....hW..... 9-8
5-9-2004 ....hW..... 14-3
3-4-2005 ....aW..... 11-3
3-5-2005 ....aW..... 11-5
3-6-2005 ....aW..... 19-3
5-12-2006 ....hW (10) 7-6
5-13-2006 ....hW..... 11-8
5-14-2006 ....hW..... 18-6
3-23-2007 ....aW..... 3-2
3-24-2007 ....aL 0-3
3-25-2007 ....aW..... 5-1
3-21-2008 ....hW..... 5-4
3-22-2008 ....hW..... 4-2
3-23-2008 ....hL 3-10
5-14-2009 ....aW..... 10-3
5-15-2009 ....aL 4-6
5-16-2009 ....aL 3-5
4-2-2010 ....hW..... 13-3
4-3-2010 ....hW..... 21-5
4-4-2010 ....hW..... 9-4
4-1-2011 ....aW..... 9-2
4-2-2011 ....aL 3-4
4-3-2011 ....aW..... 11-5
3-31-2012 ....hW..... 1-0
3-31-2012 ....hW..... 8-0
4-1-2012 ....hL 3-4
4-5 2013 ....aL 0-2
4-6-2013 ....aW..... 2-1
4-7-2013 ....aL 0-3
4-4-2014 ....hW..... 7-4
4-5-2014 ....hW..... 5-1
4-6-2014 ....hW..... 1-0
5-22-2014 ....50L+ 0-6
3-13-2015 ....aW..... 5-2
3-14-2015 ....aL 3-6
3-15-2015 ....aW..... 4-0

Duquesne
(3-0)
H: 3-0, A: 0-0, N: 0-0
2-23-2007 ....hW..... 11-2
2-24-2007 ....hW..... 10-7
2-25-2007 ....hW..... 15-6

East Carolina
(0-1)
H: 0-1, A: 0-0, N: 0-0
5-31-2003 ....hL*..... 3-10

Earlham
(9-0)
H: 9-0, A: 0-0, N: 0-0
3-23-1968 ....hW..... 4-3
3-21-1971 ....hW..... 11-8
3-22-1971 ....hW..... 4-3
3-23-1971 ....hW..... 3-1
3-20-1972 ....hW..... 18-1
3-21-1972 ....hW..... 7-2
3-22-1974 ....hW..... 8-0
3-20-1975 ....hW..... 22-7
3-21-1975 ....hW..... 41-0

East Tennessee State
(24-1)
H: 23-1, A: 0-0, N: 1-0
3-18-1967 ....hW..... 5-4
3-18-1968 ....hW..... 7-6
3-19-1968 ....hW..... 7-5
4-18-1970 ....hW..... 7-2
2-27-1985 ....hW (7) 12-1
2-27-1985 ....hW (7) 3-2
3-23-1987 ....hW..... 20-1
3-24-1987 ....hW..... 15-0
3-25-1987 ....hW..... 19-8
3-9-1988 ....hW..... 8-2
3-10-1988 ....hW..... 12-4
3-12-1990 ....hW..... 9-1
3-13-1990 ....hW..... 12-1
2-8-1991 ....hW..... 8-0
2-9-1991 ....hW..... 7-1
2-10-1991 ....hW..... 11-10
5-10-2000 ....hW..... 10-6
5-7-2001 ....hW..... 9-4
3-5-2002 ....hW (10) 6-5
2-21-2006 ....hW..... 7-3
2-21-2006 ....hW..... 5-2
4-1-2008 ....hW..... 13-6
4-2-2008 ....hW..... 5-4
5-17-2011 ....hL 6-8
6-1-2013 ....52W*..... 5-1

Eastern Kentucky
(9-0)
H: 8-0, A: 0-0, N: 1-0
5-25-1985 ....17W* 14-13
2-23-1990 ....hW..... 6-2
2-24-1990 ....hW (7) 3-2
2-24-1990 ....hW (7) 7-1
2-25-1990 ....hW..... 10-0
3-21-2000 ....hW..... 3-2
3-22-2000 ....hW..... 5-4
3-19-2002 ....hW..... 6-5
3-20-2002 ....hW..... 13-9

Eastern Michigan
(1-0)
H: 1-0, A: 0-0, N: 0-0
3-10-1985 ....hW..... 9-7

Elmhurst
(2-1)
H: 2-1, A: 0-0, N: 0-0
4-11-1977 ....hW..... 8-7
3-29-1978 ....hW..... 14-1
3-31-1981 ....hL 6-7

Elon
(4-0)
H: 4-0, A: 0-0, N: 0-0
3-24-1984 ....hW..... 11-8
2-23-2001 ....hW..... 18-7
2-24-2001 ....hW..... 9-5
5-31-2009 ....hW* 8-4

Erskine
(16-1)
H: 15-1, A: 1-0, N: 0-0
3-26-1920 ....hW..... 4-2
3-27-1920 ....hW..... 18-0
5-5-1967 ....hL 1-4
5-10-1967 ....aW..... 5-2
4-16-1968 ....hW..... 5-4
4-10-1970 ....hW..... 3-2
4-11-1970 ....hW..... 4-3
4-2-1971 ....hW..... 8-7
4-3-1971 ....hW..... 2-0
4-1-1972 ....hW (7) 2-0
4-1-1972 ....hW (7) 4-0
4-6-1973 ....hW..... 4-2
4-5-1974 ....hW..... 12-4
4-6-1974 ....hW..... 15-10
3-31-1975 ....hW..... 3-1
4-1-1975 ....hW..... 11-2
3-26-1976 ....hW..... 11-9

Evansville
(5-2)
H: 5-2, A: 0-0, N: 0-0
3-2-1979 ....hL 1-7
3-4-1984 ....hL 5-14
3-3-1985 ....hW..... 12-4
3-6-1987 ....hW..... 21-5
3-7-1987 ....hW..... 10-6
2-22-1997 ....hW..... 9-1
2-23-1997 ....hW..... 21-10

Fairfield
(1-1)
H: 1-1, A: 0-0, N: 0-0
3-30-1978 ....hW..... 17-0
3-18-1979 ....hL 3-7

Florida
(33-59-1)
H: 21-23, A: 12-36-1, N: 0-0
4-1-1904 ....hW..... 10-1
4-2-1904 ....hW..... 13-0
4-15-1920 ....hW..... 8-0
4-26-1920 ....aW..... 9-3
4-27-1920 ....aW (12) 6-3
4-20-1923 ....hW..... 2-0
4-21-1923 ....hW..... 13-0
4-5-1929 ....aL (7)..... 3-4
4-6-1929 ....aW..... 3-1
4-3-1930 ....hW..... 2-1
4-4-1930 ....hL 1-3
4-13-1931 ....aL 6-8
4-14-1931 ....aL 8-9
4-22-1931 ....hW..... 8-4
4-23-1931 ....hL 3-4
4-26-1932 ....hL 4-6
4-26-1932 ....hL (7)..... 1-7
4-9-1934 ....hW..... 3-2
4-10-1934 ....hL (7)..... 6-18
4-16-1937 ....aL 10-11
4-17-1937 ....aL 4-5
4-13-1938 ....hL 4-7
4-14-1938 ....hL 1-11
4-7-1939 ....aL (7)..... 2-14
4-8-1939 ....aL 3-5
4-12-1940 ....aT (6)..... 1-1
4-13-1940 ....aL 1-7
5-6-1940 ....hW..... 9-8
5-7-1940 ....hL 5-8
4-23-1941 ....hL 3-5
4-24-1941 ....hW..... 4-1
3-23-1949 ....aL 1-6
3-24-1949 ....aL 1-11
4-29-1949 ....hL 3-6
4-30-1949 ....hW..... 11-1
3-21-1951 ....aL 7-10
3-22-1951 ....aW..... 10-8
4-18-1951 ....aL 5-15
4-25-1951 ....aL 6-7
3-21-1952 ....aL 3-9
3-22-1952 ....aL 2-13
4-25-1952 ....aW..... 6-3
4-26-1952 ....aL 5-13
3-27-1953 ....aL 4-15
3-28-1953 ....aL 2-13
4-24-1953 ....hW..... 5-4
4-25-1953 ....hL 2-11
3-26-1954 ....aL 5-16
3-27-1954 ....aW..... 15-4
4-19-1954 ....hL 5-15
4-20-1954 ....hW..... 6-3
3-25-1955 ....aL 3-11
3-26-1955 ....aW..... 11-7
4-11-1955 ....hL 7-11
4-12-1955 ....hW..... 7-6
3-23-1956 ....aL 3-5
3-24-1956 ....aL 2-3
3-24-1956 ....aL 6-7
3-22-1957 ....aW..... 12-1
3-23-1957 ....aW..... 10-1
3-23-1957 ....aW..... 8-2
4-4-1958 ....hL 4-6
4-5-1958 ....hL 0-3
5-2-1958 ....aL (10)..... 3-4
5-3-1958 ....aL 1-3
4-3-1959 ....aL 1-10
4-4-1959 ....aW..... 12-4
5-1-1959 ....hW..... 2-1
5-2-1959 ....hW..... 17-8
4-15-1960 ....hL 3-11
4-16-1960 ....hL 8-14
5-6-1960 ....aW..... 5-2
5-7-1960 ....aL 4-5
4-14-1961 ....aL 3-5
4-15-1961 ....aL 0-11
5-5-1961 ....hW..... 2-1
5-6-1961 ....hL 1-12
4-13-1962 ....hL 1-12
4-14-1962 ....hL 5-9
5-4-1962 ....aL 4-15
5-5-1962 ....aL 2-7
3-22-1963 ....aL 5-12
3-23-1963 ....aL 2-14
4-19-1963 ....hL 8-11
4-20-1963 ....hW..... 7-2
3-27-1964 ....aL 1-2
4-17-1964 ....hL 3-17
4-18-1964 ....hW..... 4-2
4-28-1965 ....hW..... 12-5
4-29-1965 ....hW..... 4-3
5-3-1982 ....hL 3-4
6-2-2012 ....aL*..... 2-6
6-3-2012 ....aL*..... 3-15

Florida A&M
(2-0)
H: 2-0, A: 0-0, N: 0-0
5-14-1981 ....hW..... 13-0
4-5-1984 ....hW..... 19-5

Florida Atlantic
(4-1)
H: 4-1, A: 0-0, N: 0-0
6-7-2002 ....hW* 14-3
6-8-2002 ....hW* 11-5
5-6-2005 ....hW (10) 5-4
5-7-2005 ....hW..... 12-3
5-8-2005 ....hL 0-2

Florida International
(1-0)
H: 0-0, A: 0-0, N: 1-0
2-21-2015 ....54W..... 16-9

Florida Southern
(3-4)
H: 0-0, A: 3-4, N: 0-0
3-23-1951 ....aW..... 11-10
3-24-1951 ....aW..... 20-2
3-19-1958 ....aL 1-8
3-20-1958 ....aL 3-9
3-18-1963 ....aL 5-7
3-25-1966 ....aW..... 6-1
3-26-1966 ....aL 3-4

Florida State
(45-70)
H: 19-27, A: 16-36, N: 10-7
6-6-1959 ....9L*..... 9-16
3-19-1962 ....aL 4-10
3-20-1962 ....aL 8-9
3-21-1962 ....aL (10)..... 6-7
5-16-1963 ....hL (7)..... 5-10
5-16-1963 ....hW (7) 5-4
3-23-1964 ....aL 0-5
3-24-1964 ....aL 2-3
4-21-1964 ....hL 1-14
5-2-1969 ....aL 1-2
5-3-1969 ....aW..... 8-5
4-29-1972 ....aL 2-4
4-30-1972 ....aL 3-8
4-28-1973 ....hW..... 1-0
4-29-1973 ....hW..... 3-2
4-12-1975 ....aL 0-11
4-13-1975 ....aL 3-9
5-2-1976 ....hL 6-18
5-2-1976 ....hW..... 4-3
5-11-1978 ....aL+ (10).... 3-4
5-13-1978 ....aL+ 4-8
4-28-1979 ....hL 2-5
4-29-1979 ....hL 4-11
2-18-1984 ....aL 6-12
2-19-1984 ....aW..... 15-2
4-28-1985 ....hL 0-19
4-29-1985 ....hL 3-13
5-24-1985 ....aL*..... 1-9
5-25-1985 ....aW* 8-3
2-22-1986 ....aL 4-6
2-23-1986 ....aL 4-9
3-31-1987 ....hL 5-7
4-1-1987 ....hL 8-10
4-23-1988 ....aL 2-15
4-24-1988 ....aW..... 10-2
2-6-1989 ....aL 1-14
4-3-1992 ....aL 6-9
4-4-1992 ....aL 2-3
4-5-1992 ....aW..... 10-3
4-2-1993 ....hW..... 10-3
4-3-1993 ....hL 3-17
4-4-1993 ....hL 1-5
5-18-1993 ....21L+ 2-5
4-29-1994 ....aL 4-6
4-30-1994 ....aW..... 6-2
5-1-1994 ....aW..... 7-5
6-5-1994 ....33W$ (10) . 12-4
5-5-1995 ....hW..... 5-4
5-6-1995 ....hW..... 11-9
5-7-1995 ....hL 9-14
4-26-1996 ....aL 4-16
4-27-1996 ....aL 3-6
4-28-1996 ....aW..... 4-1
4-18-1997 ....hL (12)..... 9-10
4-19-1997 ....hL 6-11
4-20-1997 ....hW (10) .. 12-11
4-17-1998 ....aL 2-3
4-18-1998 ....aL 3-8
4-19-1998 ....aL 5-10
4-30-1999 ....hW..... 3-2
5-1-1999 ....hL 4-18
5-2-1999 ....hL 2-4
5-20-1999 ....34L+ 3-7
4-21-2000 ....aL 0-6
4-22-2000 ....aW..... 5-0
4-23-2000 ....aL 5-7
5-20-2000 ....40W+ 10-3
4-27-2001 ....hW..... 9-8
4-28-2001 ....hL 2-6
4-29-2001 ....hW..... 12-2
5-17-2001 ....40W+ (10).. 6-5
4-19-2002 ....aL 3-4
4-20-2002 ....aL 9-14
4-21-2002 ....aL 1-13
5-25-2002 ....37L+ 4-7
5-2-2003 ....hL 1-7
5-3-2003 ....hW (10) 5-4
5-4-2003 ....hL 7-12
5-25-2003 ....44W+ 10-7
4-23-2004 ....aW..... 11-4
4-24-2004 ....aW..... 12-2
4-25-2004 ....aW..... 7-6
5-28-2004 ....44W+ 13-4
5-29-2004 ....44L+ 7-8
5-30-2004 ....44L+ 5-17
4-15-2005 ....hW..... 6-4
4-16-2005 ....hW..... 9-8
4-17-2005 ....hW..... 9-4
5-26-2005 ....48W+ 5-4
5-27-2005 ....48W+(7) .. 18-2
4-21-2006 ....aW..... 15-8
4-23-2006 ....aW..... 10-4
4-23-2006 ....aW..... 8-7
5-17-2007 ....hL 2-17
5-18-2007 ....hL 2-10
5-19-2007 ....hL 11-17
3-14-2008 ....aL 7-8
3-15-2008 ....aL 2-11
3-16-2008 ....aL 8-17
5-8-2009 ....hW..... 12-3
5-9-2009 ....hL 6-8
5-10-2009 ....hW..... 6-5
5-23-2009 ....15W+ 9-2
5-28-2011 ....34L+ 2-4
4-6-2012 ....hL (10)..... 1-2
4-7-2012 ....hL 7-12
4-8-2012 ....hL 4-8
5-23-2012 ....50W+ 5-4
3-22-2013 ....aW..... 10-0
3-22-2013 ....aL 3-11
3-24-2013 ....aL 6-8
5-22-2013 ....34W+ 4-3
4-11-2014 ....hW..... 5-3
4-12-2014 ....hW..... 12-4
4-13-2014 ....hL 4-5

Fordham
(1-1)
H: 1-1, A: 0-0, N: 0-0
2-14-2015 ....hL 4-9
2-14-2015 ....hW..... 7-5

Fort Benning
(0-1)
H: 0-0, A: 0-1, N: 0-0
4-7-1943 ....aL 3-10

Fort McPherson
(2-1)
H: 2-1, A: 0-0, N: 0-0
4-30-1904 ....hW#..... 11-4
3-18-1909 ....hW#..... 14-4
3-23-1918 ....hL# 2-3

Furman
(20-2)
H: 12-1, A: 8-1, N: 0-0
4-20-1906 ....hW..... 1-0
4-21-1906 ....hW..... 4-3
5-1-1906 ....aW..... 7-4
4-26-1919 ....aW..... 4-3
4-27-1919 ....aW..... 4-2
5-14-1920 ....aW..... 12-1
5-15-1920 ....aW..... 4-0
3-27-1925 ....hW..... 12-2
3-28-1925 ....hW..... 12-3
4-3-1964 ....hW..... 6-3
4-4-1964 ....hW..... 4-3
5-1-1965 ....aW..... 2-0
4-9-1966 ....hW..... 6-0
4-12-1967 ....hL 3-7
4-27-1967 ....aW..... 6-1
5-1-1968 ....aL 2-3
5-9-1968 ....hW..... 6-5
3-22-1969 ....hW..... 12-7
4-24-1969 ....aW..... 8-3
4-16-1970 ....hW..... 9-3
2-17-1987 ....hW..... 10-4
6-3-2005 ....hW* (10).... 5-4

RECORDS

SERIES HISTORY

Gardner-Webb
(2-0)
H: 2-0, A: 0-0, N: 0-0

3-23-2002 . . . .hW 9-3
3-24-2002 . . . .hW 6-2

George Mason
(1-0)
H: 0-0, A: 0-0, N: 1-0

5-21-1992 . . . .27W* 5-4

George Washington
(5-1)
H: 4-0, A: 0-0, N: 1-1

6-11-1948 . . . .36L* (11) . . . 2-3
6-5-1959 . . . .9W* 7-2
3-19-1983 . . . .hW 11-4
2-28-2003 . . . .hW 13-4
3-1-2003 . . . .hW 4-2
3-2-2003 . . . .hW 9-2

Georgetown
(2-4)
H: 1-1, A: 1-3, N: 0-0

3-26-1915 . . . .hW 6-2
3-27-1915 . . . .hL 2-9
4-25-1921 . . . .aL 1-8
4-26-1921 . . . .aW 3-2
4-24-1922 . . . .aL 7-8
4-25-1922 . . . .aL 3-5

Georgia
(160-202-2)
H: 90-69-1, A: 55-113, N: 15-20-1

4-21-1898 . . . .aL 4-18
4-15-1899 . . . .aL 1-25
5-12-1900 . . . .hW 7-0
4-20-1901 . . . .hW 13-1
4-26-1902 . . . .hL 10-11
5-10-1902 . . . .hW 8-7
5-13-1902 . . . .aL 7-9
4-27-1903 . . . .hL (10) 3-5
5-12-1903 . . . .aW 10-5
4-26-1904 . . . .hW 10-4
5-4-1904 . . . .aL (12) 1-2
5-11-1904 . . . .aL 4-7
4-8-1905 . . . .hW 11-3
4-27-1905 . . . .hW 2-1
5-10-1905 . . . .aW 11-2
5-27-1905 . . . .hW 4-3
4-4-1906 . . . .aL 3-4
4-18-1906 . . . .aW 5-4
5-18-1906 . . . .hW 9-1
5-19-1906 . . . .hW 3-2
4-3-1907 . . . .aW 3-1
5-17-1907 . . . .hW 4-1
5-18-1907 . . . .hW (f) 9-0
4-20-1909 . . . .aW 3-1
4-21-1909 . . . .aL 0-4
5-20-1909 . . . .2W 4-3
5-21-1909 . . . .aW 3-0
5-22-1909 . . . .2L 1-2
5-10-1910 . . . .aW 1-0
5-11-1910 . . . .aL 6-7
5-20-1910 . . . .2L (6) 0-2
5-21-1910 . . . .2T (14) 0-0
5-4-1911 . . . .aW 6-0
5-5-1911 . . . .aL (10) 2-3
5-12-1911 . . . .hW 2-1
5-13-1911 . . . .hL 2-6
5-16-1912 . . . .aL 4-6
5-17-1912 . . . .aL 4-6
5-18-1912 . . . .aL 2-4
5-9-1913 . . . .aW 4-3
5-10-1913 . . . .aW 5-4
5-11-1913 . . . .hL 1-4
5-12-1913 . . . .hW 4-2
5-8-1914 . . . .aL 4-5
5-9-1914 . . . .aL 4-5
5-15-1914 . . . .hL 2-9
5-16-1914 . . . .hW 6-2
5-8-1915 . . . .hT (13) 1-1
5-14-1915 . . . .aL 4-7
5-15-1915 . . . .aL 2-5
5-12-1916 . . . .aL 6-8
5-13-1916 . . . .aW 9-7
5-19-1916 . . . .hL 2-4
5-20-1916 . . . .hW 5-1
5-11-1917 . . . .hL 0-1
5-12-1917 . . . .hL 1-2
5-10-1918 . . . .aL 0-2
5-11-1918 . . . .aW 4-3
5-17-1918 . . . .hL 2-4
5-18-1918 . . . .hW (11) 5-4
5-9-1919 . . . .hL 1-2
5-10-1919 . . . .hL 0-8
5-16-1919 . . . .aL 5-7
5-17-1919 . . . .aL 2-5
5-8-1925 . . . .aL 0-4
5-9-1925 . . . .aL 3-7
5-15-1925 . . . .hW 10-9
5-16-1925 . . . .hL 4-6
5-7-1926 . . . .aL 1-2
5-8-1926 . . . .aL 3-5
5-14-1926 . . . .2W 7-6
5-15-1926 . . . .2W 4-3
4-29-1927 . . . .4L 9-10
4-30-1927 . . . .4L (8) 1-8
5-13-1927 . . . .aW 10-5
5-14-1927 . . . .aL 8-10
5-18-1928 . . . .aL 5-9
5-25-1928 . . . .4L 2-3
5-26-1928 . . . .4W 7-5
5-3-1929 . . . .4L 2-8
5-4-1929 . . . .4L 1-12
5-17-1929 . . . .aW 9-5
5-18-1929 . . . .aL 1-3
5-9-1930 . . . .aL 6-7
5-10-1930 . . . .aL 3-4
5-16-1930 . . . .hL 3-7
5-1-1931 . . . .aL 6-7
5-2-1931 . . . .aW 5-3
5-15-1931 . . . .hL 0-17
5-16-1931 . . . .hW 11-4
5-6-1932 . . . .hL 3-8
5-7-1932 . . . .hL 2-9
5-13-1932 . . . .aL 0-5
5-14-1932 . . . .aL 9-10
5-5-1933 . . . .aL 1-4
5-6-1933 . . . .aL 2-10
5-12-1933 . . . .hL 3-13
5-13-1933 . . . .hW 9-3
5-4-1934 . . . .hW 9-7
5-5-1934 . . . .hL 3-4
5-11-1934 . . . .aW (10) 9-8
5-12-1934 . . . .aL 3-4
5-3-1935 . . . .hW 9-8
5-4-1935 . . . .aL 2-8
5-11-1935 . . . .hL 1-4
5-7-1937 . . . .hW (12) 5-4
5-8-1937 . . . .aL 8-13
5-14-1937 . . . .aW 16-11
5-15-1937 . . . .hW (10) 6-5
5-13-1938 . . . .aL 8-10
5-14-1938 . . . .hL 4-6
5-20-1938 . . . .hW 9-4
5-21-1938 . . . .aL 5-6
5-12-1939 . . . .hW 9-3
5-19-1939 . . . .aL 0-3
5-20-1939 . . . .hL 2-11
5-3-1940 . . . .aL 2-5
5-4-1940 . . . .hL 3-4
5-10-1940 . . . .hL 3-4
5-11-1940 . . . .aL 3-11
5-2-1941 . . . .hL 7-9
5-3-1941 . . . .aL 5-20
5-9-1941 . . . .aL 2-5
5-10-1941 . . . .hL 7-9
4-29-1942 . . . .aL 5-19
5-1-1942 . . . .hL 1-5
5-2-1942 . . . .aL 0-13
5-5-1942 . . . .hW 7-4
8-6-1946 . . . .hW 2-1
8-9-1946 . . . .aW 14-6
8-14-1946 . . . .aW 22-7
8-16-1946 . . . .hW 9-3
5-16-1947 . . . .aW 6-4
5-17-1947 . . . .hL 2-11
5-30-1947 . . . .hW 8-7
5-31-1947 . . . .aW 18-5
5-14-1948 . . . .hL 9-11
5-15-1948 . . . .hW 14-10
5-21-1948 . . . .aL 11-13
5-22-1948 . . . .aL 3-8
5-13-1949 . . . .aL 6-7
5-14-1949 . . . .hW 9-8
5-20-1949 . . . .hW 8-7
5-21-1949 . . . .aL 7-8
5-13-1950 . . . .hW 5-4
5-17-1950 . . . .aW 5-3
5-18-1950 . . . .aL 3-7
5-4-1951 . . . .aL 6-7
5-5-1951 . . . .aL 4-6
5-11-1951 . . . .hW 4-0
5-12-1951 . . . .hW 8-7
5-2-1952 . . . .hW 6-5
5-3-1952 . . . .hL 7-15
5-9-1952 . . . .hL 6-9
5-10-1952 . . . .hL 1-5
4-17-1953 . . . .aL 2-12
4-18-1953 . . . .aL 3-11
5-8-1953 . . . .hW 4-3
5-9-1953 . . . .hL 2-4
4-30-1954 . . . .hL 1-3
5-1-1954 . . . .hL 3-7
5-14-1954 . . . .aL 0-5
5-15-1954 . . . .aL 0-3
4-22-1955 . . . .aL 1-15
4-23-1955 . . . .aW 5-2
5-6-1955 . . . .hL 5-6
5-7-1955 . . . .hW 18-4
4-13-1956 . . . .aL 3-6
4-14-1956 . . . .aL 3-7
5-4-1956 . . . .hL 3-5
5-5-1956 . . . .hW 7-1
4-12-1957 . . . .hW 10-0
4-13-1957 . . . .hL (12) 3-4
5-3-1957 . . . .aW 3-0
5-4-1957 . . . .aL 0-8
4-23-1958 . . . .aL 4-7
5-7-1958 . . . .aL 4-7
5-9-1958 . . . .hL 5-7
5-10-1958 . . . .hW 12-11
4-15-1959 . . . .aW 4-3
5-6-1959 . . . .aL 3-4
5-8-1959 . . . .hW 6-2
5-9-1959 . . . .hW 12-7
4-29-1960 . . . .hW 9-0
5-13-1960 . . . .aL 4-9
5-14-1960 . . . .aL 8-11
4-7-1961 . . . .aL 6-14
4-8-1961 . . . .aW 6-5
4-19-1961 . . . .hL (7) 5-12
4-19-1961 . . . .hW (7) 6-2
3-27-1962 . . . .aL 0-11
4-18-1962 . . . .aL 6-7
4-24-1962 . . . .aL 1-2
5-1-1962 . . . .hW 8-7
4-13-1963 . . . .hL 6-15
4-16-1963 . . . .aL 2-4
5-3-1963 . . . .hL 0-5
5-4-1963 . . . .aL 8-12
4-2-1964 . . . .aL 1-2
5-5-1964 . . . .hL 0-4
4-1-1965 . . . .aL 1-10
4-6-1965 . . . .hL 4-12
4-20-1965 . . . .hW 3-1
5-4-1965 . . . .aL 5-10
4-6-1966 . . . .hL 3-4
4-13-1966 . . . .aW 11-2
5-4-1966 . . . .hL 2-4
4-5-1967 . . . .hW 8-2
4-18-1967 . . . .aW 4-3
4-25-1967 . . . .hW 13-6
5-2-1967 . . . .aL 1-2
4-23-1968 . . . .aW 6-2
5-2-1968 . . . .hL 11-14
5-8-1968 . . . .aL 4-5
5-13-1968 . . . .11W. 1-0
4-28-1969 . . . .aL 1-3
5-12-1969 . . . .11W. 9-2
5-13-1969 . . . .hW 1-0
4-14-1970 . . . .aW 11-6
4-21-1970 . . . .hW 4-3
4-28-1970 . . . .aL 1-3
5-4-1970 . . . .11L (11) 2-7
4-27-1971 . . . .hW 9-7
5-4-1971 . . . .aW 9-1
5-10-1971 . . . .hW 7-0
5-17-1971 . . . .11W. 3-1
4-19-1972 . . . .aL 1-3
4-25-1972 . . . .hW 6-5
5-7-1972 . . . .11W (10) 2-1
5-1-1973 . . . .aW 2-1
5-14-1973 . . . .11W (12) 3-2
4-23-1974 . . . .aL 11-16
4-30-1974 . . . .hW 10-9
5-12-1974 . . . .11L 3-5
4-23-1975 . . . .hL 1-5
5-6-1975 . . . .aL 3-4
5-12-1975 . . . .11W. 9-8
4-20-1976 . . . .hL 7-20
5-5-1976 . . . .aL 1-4
5-10-1976 . . . .11L 5-6
4-20-1977 . . . .aW 8-3
5-10-1977 . . . .hL 1-12
4-19-1978 . . . .aL 8-17
5-18-1978 . . . .11L 2-3
4-6-1979 . . . .hL 4-13
4-17-1979 . . . .hW 9-6
5-1-1979 . . . .11W. 9-6
3-27-1980 . . . .aL 4-6
4-29-1980 . . . .hL 5-12
3-12-1981 . . . .aL 6-16
5-7-1981 . . . .hW 3-2
3-9-1982 . . . .aW 9-7
4-28-1982 . . . .hL 7-9
4-30-1983 . . . .aL 10-11
5-1-1983 . . . .hL 3-15
5-1-1984 . . . .hL (10) 14-16
5-2-1984 . . . .aL 13-14
5-8-1984 . . . .hL (11) 8-9
5-9-1984 . . . .aL 8-10
3-12-1985 . . . .aW 9-3
3-13-1985 . . . .hL 4-5
5-1-1985 . . . .aL 3-16
5-7-1985 . . . .hL 4-5
4-16-1986 . . . .hL 3-13
4-30-1986 . . . .aL 2-4
4-29-1987 . . . .aL 4-9
5-5-1987 . . . .hW 11-3
5-22-1987 . . . .hL*. 1-5
4-19-1988 . . . .hW 10-1
5-3-1988 . . . .aW 4-3
4-11-1989 . . . .aL 5-8
5-2-1989 . . . .hW 6-2
4-11-1990 . . . .aL 8-9
4-26-1990 . . . .hW 8-2
5-1-1990 . . . .aL 6-8
5-2-1990 . . . .hW 12-5
4-16-1991 . . . .hW 9-3
4-17-1991 . . . .aL 4-8
4-30-1991 . . . .aL 2-3
5-1-1991 . . . .hW 16-1
4-8-1992 . . . .hW 15-1
4-28-1992 . . . .aW 5-4
5-5-1992 . . . .aL 2-7
5-6-1992 . . . .hW 11-3
4-7-1993 . . . .hW 3-1
4-13-1993 . . . .aW 4-1
5-4-1993 . . . .hL 1-4
5-5-1993 . . . .aW 12-1
4-20-1994 . . . .aW 8-0
4-26-1994 . . . .hW 13-2
5-10-1994 . . . .hW 14-1
3-18-1995 . . . .aW 7-5
3-19-1995 . . . .aL 7-12
4-18-1995 . . . .hL 3-10
4-26-1995 . . . .hW 20-7
2-24-1996 . . . .hW (10) 6-5
2-25-1996 . . . .aL 2-5
4-23-1996 . . . .hW 4-3
4-30-1996 . . . .aW 10-3
3-1-1997 . . . .aW 9-0
3-2-1997 . . . .hL 1-4
4-15-1997 . . . .hW 6-3
4-29-1997 . . . .aL 4-5
4-7-1998 . . . .hW 8-2
4-8-1998 . . . .aW 3-2
4-14-1998 . . . .aL 5-13
4-28-1998 . . . .hW 21-4
3-10-1999 . . . .hW 3-0
4-13-1999 . . . .aL 1-5
4-27-1999 . . . .hW 8-1
5-12-1999 . . . .aW 11-10
2-29-2000 . . . .aL 1-10
3-1-2000 . . . .hL 5-13
3-14-2000 . . . .aW (11) 8-5
4-25-2000 . . . .hW 7-3
2-21-2001 . . . .aW 10-8
3-21-2001 . . . .hL 9-15
4-25-2001 . . . .aL 4-5
5-26-2001 . . . .aL*. 5-13
3-26-2002 . . . .aL 1-7
3-27-2002 . . . .hW 9-1
4-24-2002 . . . .aW 6-1
5-14-2002 . . . .hW (10) 12-11
6-1-2002 . . . .hW* 3-0
6-2-2002 . . . .hW* 8-7
4-23-2003 . . . .hL 4-8
5-13-2003 . . . .45L 3-10
3-24-2004 . . . .aW 4-3
4-14-2004 . . . .hL 5-6
5-11-2004 . . . .45W. 12-5
6-11-2004 . . . .hL*. 5-7
6-12-2004 . . . .hL*. 3-5
4-20-2005 . . . .hW 12-2
4-27-2005 . . . .45L 8-11
4-12-2006 . . . .hW 8-2
4-26-2006 . . . .aL 6-12
5-11-2006 . . . .45L (11) 4-5
4-18-2007 . . . .hW 8-2
4-24-2007 . . . .45L 7-10
5-9-2007 . . . .aL 4-9
4-9-2008 . . . .hW 9-4
5-7-2008 . . . .aW 11-1
5-13-2008 . . . .45L 2-3
6-1-2008 . . . .aL*. 0-8
6-2-2008 . . . .aL*. 6-18
4-14-2009 . . . .aW 11-6
5-12-2009 . . . .45L 5-7
3-16-2010 . . . .hW 6-5
4-14-2010 . . . .aW 25-6
4-27-2010 . . . .45W. 6-4
3-22-2011 . . . .aW 15-6
4-12-2011 . . . .hW 5-3
4-26-2011 . . . .45L 4-6
3-20-2012 . . . .aL 1-7
4-24-2012 . . . .45W. 4-3
5-9-2012 . . . .hW 8-6
4-9-2013 . . . .aW 7-5
4-23-2013 . . . .45L 0-17
5-14-2013 . . . .hL (11) . . . 13-14
3-4-2014 . . . .aL 0-1
4-15-2014 . . . .hW 4-1
5-13-2014 . . . .45W. 2-0
3-31-2015 . . . .aW 13-6
5-12-2015 . . . .45L 0-6

Georgia College
(5-2)
H: 5-2, A: 0-0, N: 0-0

4-30-1980 . . . .hW 4-1
4-29-1981 . . . .hW 6-2
4-27-1982 . . . .hW 9-3
4-28-1983 . . . .hW 10-8
2-26-1984 . . . .hW 12-8
4-15-1985 . . . .hL 9-11
5-1-1986 . . . .hL 5-16

Georgia Southern
(96-31)
Formerly: Georgia Teachers College
H: 53-16, A: 42-15, N: 1-0

5-6-1947 . . . .hW 8-7
5-19-1972 . . . .hW 4-2
5-20-1972 . . . .hW 3-2
5-16-1973 . . . .hL 5-6
5-16-1973 . . . .hL 2-13
4-7-1974 . . . .aL 5-10
4-30-1975 . . . .hL 6-9
5-9-1982 . . . .hW 2-0
5-9-1982 . . . .hL 3-8
2-20-1984 . . . .aW 15-7
2-21-1984 . . . .aW 18-6
5-11-1985 . . . .hW 15-6
5-12-1985 . . . .hW 3-1
2-24-1986 . . . .aL 1-5
2-25-1986 . . . .aL 8-11
5-10-1986 . . . .hL 2-4
5-11-1986 . . . .hW 7-1
2-23-1987 . . . .aW 10-3
2-24-1987 . . . .aW (10) 2-1
5-9-1987 . . . .hW 11-9
5-10-1987 . . . .hW 14-6
2-13-1988 . . . .aL 2-3
2-14-1988 . . . .22W. 11-3
4-4-1988 . . . .hW 15-7
4-5-1988 . . . .hW 4-2
2-25-1989 . . . .aW 5-0
2-26-1989 . . . .aW 13-9
4-5-1989 . . . .hW (7) . . . 12-10
4-5-1989 . . . .hW (7) 5-3
2-17-1990 . . . .aW 8-3
5-7-1990 . . . .hW 15-5
5-8-1990 . . . .hW 6-3
2-23-1991 . . . .aW 6-4
2-24-1991 . . . .aL 8-13
5-7-1991 . . . .hL 2-6
5-8-1991 . . . .hW 7-1
2-16-1992 . . . .aW (7) 4-2
2-16-1992 . . . .aW (7) 6-0
3-3-1992 . . . .hW 11-6
3-4-1992 . . . .hW 9-8
2-20-1993 . . . .aW 6-2
2-21-1993 . . . .aL 3-7
5-11-1993 . . . .hW 9-2
5-12-1993 . . . .hW 10-5
2-19-1994 . . . .aW 6-3
2-20-1994 . . . .aW 15-2
5-6-1994 . . . .hW 9-6
5-7-1994 . . . .hW 8-6
5-8-1994 . . . .hW 15-6
2-19-1995 . . . .aL 3-7
2-19-1995 . . . .aL 3-10
5-9-1995 . . . .hW 7-5
5-10-1995 . . . .hL 12-13
2-13-1996 . . . .aL (10) 3-4
2-14-1996 . . . .aL 4-8
5-7-1996 . . . .hL 5-6
5-8-1996 . . . .hW 7-4
2-8-1997 . . . .aW 10-0
2-9-1997 . . . .aW 8-5
5-6-1997 . . . .hW 10-0
5-7-1997 . . . .hL 5-16
2-14-1998 . . . .aW 4-2
2-15-1998 . . . .aW 8-6
3-24-1998 . . . .hW 19-6
3-25-1998 . . . .hL 7-11
2-13-1999 . . . .aW 6-4
2-14-1999 . . . .aW 11-4
5-8-1999 . . . .hW 9-8
5-9-1999 . . . .hW 3-1
2-12-2000 . . . .aW 15-3
2-13-2000 . . . .aW 7-6
4-18-2000 . . . .hW 17-5
4-19-2000 . . . .hW 22-8
5-26-2000 . . . .hW* 11-9
2-17-2001 . . . .aW 23-3
2-18-2001 . . . .aW 10-2
4-10-2001 . . . .hW 5-4
4-11-2001 . . . .hW 12-6
2-9-2002 . . . .aW 10-2
2-10-2002 . . . .aW 7-4
4-2-2002 . . . .hW (10) 4-3
4-3-2002 . . . .hW 9-3
2-15-2003 . . . .aW 8-1
2-15-2003 . . . .aW 8-3
4-15-2003 . . . .hW 8-5
4-16-2003 . . . .hL 7-8
2-15-2004 . . . .aW 15-6
2-15-2004 . . . .aW (10) 5-4
3-27-2004 . . . .hL 7-8
3-18-2004 . . . .hW 13-2
2-12-2005 . . . .aW 10-6
2-13-2005 . . . .aW 13-6
3-1-2005 . . . .hW 9-1
3-9-2005 . . . .hW 17-6
2-11-2006 . . . .aW 13-9
2-12-2006 . . . .aW 15-7
4-4-2006 . . . .hL 7-19
4-5-2006 . . . .hW 7-4
2-10-2007 . . . .aL 4-11
2-11-2007 . . . .aL 6-9
3-27-2007 . . . .hW 10-2
3-28-2007 . . . .hW 6-2
2-26-2008 . . . .hW 11-2
2-27-2008 . . . .hW (10) 1-0
4-16-2008 . . . .aW 14-8
2-24-2009 . . . .aL 5-6
2-25-2009 . . . .aW 5-3
4-7-2009 . . . .hW 8-4
4-8-2009 . . . .hL 3-23
2-23-2010 . . . .aW 10-0
2-24-2010 . . . .aW 8-5
4-20-2010 . . . .hW 6-2
4-21-2010 . . . .hW 18-4
2-22-2011 . . . .aL 5-6
2-23-2011 . . . .aW 7-4
3-15-2011 . . . .hW 4-3
3-16-2011 . . . .hW 12-3
2-22-2012 . . . .aW 11-9
3-27-2012 . . . .hL 3-5
3-28-2012 . . . .hW 10-5
2-26-2013 . . . .aW 11-4
2-27-2013 . . . .aW 14-8
3-19-2013 . . . .hL 4-5
2-19-2014 . . . .aL 3-4
4-8-2014 . . . .hW 13-2
2-17-2015 . . . .aW 7-4
3-10-2015 . . . .hW 22-6

Georgia Southwestern
(1-0)
H: 1-0, A: 0-0, N: 0-0

5-2-1983 . . . .hW 7-6

Georgia State
(61-10)
H: 35-4, A: 26-6, N: 0-0

5-7-1971 . . . .hW 6-0
5-7-1971 . . . .hW 6-0
5-11-1971 . . . .aW 8-2
5-8-1972 . . . .aW 13-0
4-27-1972 . . . .hW 9-2
4-20-1979 . . . .hL 9-10
5-12-1979 . . . .aL 2-3
3-25-1980 . . . .aL 12-16
5-4-1980 . . . .hW (10) 7-6
3-5-1981 . . . .aW 35-9
5-15-1981 . . . .hW 5-2
5-1-1982 . . . .hW 4-3
5-16-1982 . . . .aW 20-4
4-5-1983 . . . .aW 10-3
4-16-1983 . . . .hW 8-6
5-8-1983 . . . .hW 16-6
5-11-1983 . . . .aW 14-4
4-10-1984 . . . .aW 7-5
4-27-1984 . . . .hW 31-6
4-29-1984 . . . .hW 12-3
5-7-1984 . . . .aW 17-7
5-10-1985 . . . .hW 5-1
4-17-1986 . . . .aW 7-2
4-24-1986 . . . .hW 15-4
4-16-1992 . . . .hW 13-1
4-20-1993 . . . .hW 15-4
4-21-1993 . . . .aL (10) 4-5
4-27-1993 . . . .hW 10-4
4-5-1994 . . . .hW 4-3
4-12-1994 . . . .hW 28-3
5-11-1994 . . . .aW 23-9
3-28-1995 . . . .hW 18-7
4-25-1995 . . . .aW 11-2
4-2-1996 . . . .hW 23-4
4-9-1996 . . . .aW 4-2
4-1-1997 . . . .aW 5-4
4-23-1997 . . . .hW 16-5
4-1-1998 . . . .hW 9-5
4-29-1998 . . . .aW 6-4
2-27-1999 . . . .aW 14-8
2-28-1999 . . . .hW 9-3
2-15-2000 . . . .aL 3-4
2-16-2000 . . . .hW 14-4
3-13-2001 . . . .aW 11-3

RECORDS

SERIES HISTORY

4-4-2001 . . . . .hW. 23-4
3-3-2002 . . . . .hW. 12-5
3-13-2002 . . . .aW. 11-7
4-8-2003 . . . . .hW. 11-3
5-6-2003 . . . . .hW. 11-3
4-6-2004 . . . . .aW. 25-3
5-18-2004 . . . .hW. 13-3
2-11-2005 . . . .hL 2-5
2-23-2005 . . . .aW. 11-6
2-15-2006 . . . .hW. 11-9
4-19-2006 . . . .aW. 13-2
2-21-2007 . . . .aL 5-9
3-21-2007 . . . .aW. 3-0
3-12-2008 . . . .aW. 10-6
3-25-2008 . . . .hW. 12-1
3-24-2009 . . . .hL 1-10
4-15-2009 . . . .aW. 18-2
5-29-2009 . . . .hW* 9-3
3-30-2010 . . . .aW. 14-3
5-18-2010 . . . .hW. 9-3
3-2-2011 . . . . .hL 3-6
3-7-2012 . . . . .aL 4-5
4-17-2012 . . . .hW. 8-4
2-19-2013 . . . .hW. 16-5
3-19-2014 . . . .aW. 9-4
4-2-2014 . . . . .hW. 7-3
4-1-2015 . . . . .aW. 6-3

Goodyear [Cartersville]
(1-0)
H: 1-0, A: 0-0, N: 0-0
4-1-1932 . . . . .hW. 3-0

Goodyear [Rockmart]
(1-0)
H: 0-0, A: 1-0, N: 0-0
4-2-1932 . . . . .aW. 16-11

Greenville [Ill.]
(2-0)
H: 2-0, A: 0-0, N: 0-0
4-2-1977 . . . . .hW. 8-6
3-24-1979 . . . .hW. 16-5

Guilford
(1-0)
H: 1-0, A: 0-0, N: 0-0
3-12-1986 . . . .hW. 12-0

Harvard
(1-1)
H: 1-1, A: 0-0, N: 0-0
4-20-1922 . . . .hL 3-4
3-31-1974 . . . .hW. 7-5

Hawai'i
(2-2)
H: 0-0, A: 2-2, N: 0-0
3-22-1986 . . . .aL 2-6
3-27-1986 . . . .aW. 9-2
3-24-1990 . . . .aL 5-6
3-29-1990 . . . .aW. 9-2

Hawai'i-Pacific
(2-0)
H: 0-0, A: 0-0, N: 2-0
3-24-1986 . . . .18W (10) . . . 4-3
3-28-1986 . . . .18W. 5-1

Henry Grady
(1-0)
H: 1-0, A: 0-0, N: 0-0
5-25-1901 . . . .hW#. 8-7

Hillsdale
(20-1)
H: 20-1, A: 0-0, N: 0-0
3-29-1968 . . . .hW. 23-3
3-30-1968 . . . .hW. 9-1
4-1-1968 . . . . .hW. 6-1
3-24-1969 . . . .hW. 18-2
3-25-1969 . . . .hW. 11-0
4-5-1971 . . . . .hW. 5-0
4-3-1972 . . . . .hW. 9-3
4-4-1972 . . . . .hW. 6-5
3-24-1973 . . . .hW. 12-5
3-23-1974 . . . .hW. 7-1
3-30-1974 . . . .hW. 10-4
3-29-1975 . . . .hW. 12-2
3-27-1976 . . . .hW. 13-4
4-5-1975 . . . . .hW. 10-7
4-3-1976 . . . . .hW. 2-1
4-2-1978 . . . . .hW (7) 5-2
4-3-1978 . . . . .hW (7) 16-1
3-30-1979 . . . .hL 4-5
3-31-1979 . . . .hW (7) 24-3
3-23-1984 . . . .hW (7) 14-0
3-23-1984 . . . .hW (7) 9-1

Hobart
(0-1)
H: 0-1, A: 0-0, N: 0-0
3-31-1902 . . . .hL# 4-8

Hope College
(13-0)
H: 13-0, A: 0-0, N: 0-0
4-8-1971 . . . . .hW. 7-3
3-27-1976 . . . .hW. 4-3
3-25-1977 . . . .hW. 9-6
3-25-1978 . . . .hW. 24-6
3-31-1979 . . . .hW. 12-11
4-1-1980 . . . . .hW (10) 8-7
3-24-1981 . . . .hW. 11-2
3-25-1981 . . . .hW. 6-4
3-23-1982 . . . .hW. 12-0
3-24-1982 . . . .hW. 12-4
3-29-1983 . . . .hW. 12-6
3-30-1983 . . . .hW. 11-4
3-29-1984 . . . .hW. 16-1

Houston
(0-1)
H: 0-0, A: 0-0, N: 0-1
5-24-1990 . . . .28L*. 2-4

Howard
(6-0)
H: 6-0, A: 0-0, N: 0-0
3-28-1982 . . . .hW. 15-3
3-28-1983 . . . .hW. 7-3
3-25-1985 . . . .hW (7) 17-1
3-25-1985 . . . .hW (7) 16-4
3-26-1987 . . . .hW (5) 11-0
3-24-1999 . . . .hW. 14-6

Huntingdon
(1-0)
H: 1-0, A: 0-0, N: 0-0
3-4-1982 . . . . .hW. 17-9

Illinois
(4-2)
H: 3-1, A: 0-0, N: 1-1
4-9-1914 . . . . .hW. 3-2
4-10-1914 . . . .hW. 5-2
4-18-1930 . . . .hL (5) 3-4
4-19-1930 . . . .hW. 9-8
5-31-2013 . . . .52L+ 4-6
6-2-2013 . . . . .52W+ 6-3

Illinois-Chicago
(8-1)
H: 5-1, A: 3-0, N: 0-0
2-16-2007 . . . .hW. 11-2
2-17-2007 . . . .hL 4-11
2-18-2007 . . . .hW. 6-3
5-07-2010 . . . .hW. 8-4
5-08-2010 . . . .hW. 11-5
5-09-2010 . . . .hW. 5-2
5-7-2011 . . . . .aW. 9-2
5-8-2011 . . . . .aW. 10-2
5-9-2011 . . . . .aW. 5-1

Illinois State
(3-0)
H: 3-0, A: 0-0, N: 0-0
3-4-1983 . . . . .hW. 14-8
3-6-1983 . . . . .hW (7) 5-2
3-6-1983 . . . . .hW (7) 9-8

Indiana
(1-0)
H: 1-0, A: 0-0, N: 0-0
4-2-1917 . . . . .hW. 9-1

Indiana Central
(2-1)
H: 2-1, A: 0-0, N: 0-0
4-13-1968 . . . .hL 2-3
3-27-1970 . . . .hW. 6-2
3-28-1970 . . . .hW. 2-0

Indiana Southeast
(0-1)
H: 0-1, A: 0-0, N: 0-0
3-11-1981 . . . .hL 9-12

Indiana State
(3-0)
H: 3-0, A: 0-0, N: 0-0
2-27-2015 . . . .hW. 1-0
2-28-2015 . . . .hW. 15-2
3-1-2015 . . . . .hW. 7-1

Iona
(4-1)
H: 3-0, A: 0-0, N: 1-1
3-26-1990 . . . .18L (8). 1-4
3-28-1990 . . . .18W (8) . . . 15-1
2-18-2005 . . . .hW. 9-3
2-19-2005 . . . .hW. 9-3
2-19-2005 . . . .hW. 16-5

Jacksonville
(7-8)
H: 3-6, A: 3-2, N: 1-0
3-22-1965 . . . .aW. 5-3
3-23-1965 . . . .aW. 8-1
4-26-1968 . . . .hW. 8-1
4-27-1968 . . . .hL 0-1
4-25-1969 . . . .hL 2-3
4-26-1969 . . . .hL 0-3
4-23-1971 . . . .hW. 4-3
4-24-1971 . . . .hW. 8-2
5-14-1971 . . . .aL 8-12
5-15-1971 . . . .aL 1-7
4-21-1972 . . . .hL 2-6
2-22-1987 . . . .aW. 10-1
3-21-1987 . . . .hL 5-10
3-22-1987 . . . .hL 10-12
1-31-1999 . . . .39W. 14-1

Jacksonville State
(7-1)
H: 6-1, A: 0-0, N: 1-0
3-8-1979 . . . . .hL (8) 9-17
5-2-1981 . . . . .hW. 9-5
3-5-1996 . . . . .hW. 14-7
2-26-1997 . . . .hW. 15-12
3-11-1998 . . . .hW. 14-4
2-22-2000 . . . .hW. 10-2
6-4-2004 . . . . .hW* 16-3
6-1-2014 . . . . .53W* 4-2

Kennesaw State
(17-6)
H: 12-3, A: 5-3, N: 0-0
4-20-1987 . . . .hW. 19-5
5-7-1989 . . . . .hL 2-12
2-17-2006 . . . .hW. 3-2
2-18-2006 . . . .hW. 7-0
2-19-2006 . . . .hW. 5-1
2-13-2007 . . . .hW (10) . . . 11-8
3-14-2007 . . . .aL 4-6
3-5-2008 . . . . .hW. 5-3
3-18-2008 . . . .aW. 10-0
3-11-2009 . . . .hW. 5-4
3-17-2009 . . . .aW. 11-0
3-18-2009 . . . .hW. 11-3
3-31-2010 . . . .aL 4-7
4-06-2010 . . . .hW. 8-2
3-8-2011 . . . . .hW. 7-4
4-5-2011 . . . . .aL 6-7
2-29-2012 . . . .aW. 11-5
4-3-2012 . . . . .hW. 7-3
4-3-2013 . . . . .hW. 9-1
2-25-2014 . . . .hL (12) 3-5
3-18-2014 . . . .aW. 8-7
3-17-2015 . . . .aW (11) 7-6
4-21-2015 . . . .hL 6-11

Kent State
(13-5)
H: 12-4, A: 0-0, N: 1-1
3-22-1984 . . . .hW. 8-7
3-22-1996 . . . .hW. 14-12
3-23-1996 . . . .hL 7-9
3-24-1996 . . . .hW. 17-16
3-19-1999 . . . .hW. 5-2
3-20-1999 . . . .hL 6-11
3-21-1999 . . . .hW. 13-12
3-16-2001 . . . .hW. 8-5
3-17-2001 . . . .hW. 10-3
3-18-2001 . . . .hW. 7-4
3-14-2003 . . . .hW. 5-4
3-15-2003 . . . .hW. 4-1
3-16-2003 . . . .hL 3-5
2-18-2011 . . . .hW. 6-3
2-19-2011 . . . .hW. 8-1
2-20-2011 . . . .hL 1-6
2-17-2012 . . . .51L 0-5
2-18-2012 . . . .51W. 6-2

Kentucky
(32-21)
H: 21-12, A: 11-9, N: 0-0
5-11-1923 . . . .hW. 9-5
5-12-1923 . . . .hW. 10-2
4-30-1925 . . . .aW. 4-3
4-11-1927 . . . .hW. 3-2
4-12-1927 . . . .hW. 7-5
4-11-1941 . . . .aW. 12-5
4-12-1941 . . . .aW. . . . . —
4-6-1942 . . . . .hW. 10-7
4-7-1942 . . . . .hW. 6-5
4-30-1948 . . . .hL 5-8
5-1-1948 . . . . .hW. 18-6
5-8-1948 . . . . .aL 4-5
5-8-1948 . . . . .aW. 12-8
4-8-1949 . . . . .hL 7-14
4-9-1949 . . . . .hL 8-9
5-6-1949 . . . . .aW. 18-13
5-7-1949 . . . . .aL 1-9
4-5-1950 . . . . .hL 6-10
4-6-1950 . . . . .hL 9-14
4-28-1950 . . . .aL 2-7
4-14-1951 . . . .aL 3-4
4-14-1951 . . . .aW. 5-4
5-14-1951 . . . .hW. 16-11
5-15-1951 . . . .hL 8-9
4-18-1952 . . . .hW. 25-11
4-19-1952 . . . .hW. 6-5
5-1-1953 . . . . .aL 3-14
5-2-1953 . . . . .aW. 14-3
4-16-1954 . . . .hW. 9-0
4-17-1954 . . . .hL 3-4
4-8-1955 . . . . .hW. 17-0
4-9-1955 . . . . .hW. 21-3
4-29-1955 . . . .aW. 13-3
4-30-1955 . . . .aW. 10-2
4-5-1957 . . . . .hW. 6-5
4-6-1957 . . . . .hW. 13-4
4-6-1957 . . . . .hW. 9-7
4-25-1958 . . . .aW. 3-2
4-26-1958 . . . .aL 5-7
4-24-1959 . . . .hL 1-4
4-25-1959 . . . .hW. 5-4
4-25-1959 . . . .hW. 15-1
4-8-1960 . . . . .hL 10-11
4-9-1960 . . . . .hW. 4-3
4-28-1961 . . . .aL (10) . . . 15-16
4-29-1961 . . . .aL (7) 0-15
4-7-1962 . . . . .hL (7) 3-4
4-7-1962 . . . . .hW (8) 6-4
4-24-1963 . . . .aL 10-13
4-25-1963 . . . .aW. 5-3
4-25-1974 . . . .hW. 13-12
4-3-1981 . . . . .hL 9-16
4-2-1982 . . . . .hL 4-10

Lamar
(1-0)
H: 0-0, A: 0-0, N: 1-0
2-9-2001 . . . . .41W. 11-9

Lewis University
(1-1)
H: 1-1, A: 0-0, N: 0-0
4-15-1971 . . . .hW. 8-2
4-16-1971 . . . .hL 5-9

Liberty
(4-1)
H: 4-1, A: 0-0, N: 0-0
2-24-1984 . . . .hW. 12-5
2-25-1984 . . . .hL 3-4
3-6-1989 . . . . .hW. 7-5
5-27-1993 . . . .hW* 4-1
3-15-2000 . . . .hW. 6-1

Lipscomb
(5-0)
H: 4-0, A: 0-0, N: 1-0
4-29-1967 . . . .hW. 9-2
5-31-2008 . . . .42W* 6-3
2-20-2009 . . . .hW. 9-0
2-21-2009 . . . .hW. 13-3
2-22-2009 . . . .hW. 5-3

Louisiana-Lafayette
(1-0)
Formerly: Southwestern La.
H: 0-0, A: 0-0, N: 1-0
5-23-1997 . . . .38W* 8-0

Louisiana-Monroe
(2-0)
Formerly: Northeast Louisiana
H: 0-0, A: 0-0, N: 2-0
3-25-1964 . . . .10W. 7-4
3-26-1964 . . . .10W. 3-2

Louisiana State
(0-3)
H: 0-0, A: 0-2, N: 0-1
5-25-1990 . . . .aL*. 5-11
2-21-1992 . . . .29L 2-3
5-26-1996 . . . .aL*. 13-29

Louisville
(1-5)
H: 0-0, A: 0-3, N: 1-2
5-15-1976 . . . .13L+ 3-6
5-14-1977 . . . .13L+ 3-15
5-30-2008 . . . .42W* 8-5
3-27-2015 . . . .aL 1-4
3-28-2015 . . . .aL 3-8
3-29-2015 . . . .aL 1-4

Marietta
(0-1)
H: 0-0, A: 0-1, N: 0-0
8-27-1946 . . . .aL 2-3

Marietta [Ohio]
(1-0)
H: 1-0, A: 0-0, N: 0-0
3-9-1975 . . . . .hW. 14-7

Marist College
(1-0)
H: 1-0, A: 0-0, N: 0-0
3-23-1909 . . . .hW#. 5-0

Maryland
(73-26)
H: 43-6, A: 25-19, N: 5-1
4-28-1921 . . . .aL 6-3
4-27-1922 . . . .aW. 8-3
4-5-1923 . . . . .hW. 4-3
4-15-1925 . . . .hW. 21-4
4-7-1928 . . . . .hW. 8-2
5-28-1971 . . . .9W* 9-4
3-10-1974 . . . .hL 5-7
4-17-1980 . . . .hL 9-11
4-18-1980 . . . .hL 5-9
4-25-1980 . . . .aL+ 2-9
4-18-1981 . . . .aL 4-12
4-19-1981 . . . .aL 1-4
4-18-1982 . . . .hW (7) 3-2
4-18-1982 . . . .hW (7) 5-4
3-24-1983 . . . .aL 2-5
3-25-1983 . . . .aL 5-8
3-18-1984 . . . .hW. 9-2
3-19-1984 . . . .hL 11-16
4-18-1984 . . . .15L+ 0-4
3-28-1985 . . . .aW. 29-2
3-29-1985 . . . .aL 6-8
4-20-1985 . . . .hW+ 8-2
3-31-1986 . . . .hW. 11-4
4-1-1986 . . . . .hW. 26-0
5-14-1986 . . . .15W+ 7-5
3-27-1987 . . . .aW. 10-2
5-1-1987 . . . . .hW. 20-14
5-2-1987 . . . . .hW. 7-3
3-12-1988 . . . .hW. 9-3
3-25-1988 . . . .aL 2-8
3-21-1989 . . . .hW (8) 6-5
3-22-1989 . . . .hW. 19-7
4-14-1989 . . . .aW. 14-3
3-30-1991 . . . .hW (7) 11-5
3-30-1991 . . . .hW (7) 8-2
3-31-1991 . . . .hW. 3-2
3-24-1992 . . . .aW. 13-6
3-25-1992 . . . .aL 5-6
3-12-1993 . . . .hL (7) 8-10
5-15-1993 . . . .21W+ 6-0
3-22-1994 . . . .aW. 12-4
3-23-1994 . . . .aL 5-6
3-24-1994 . . . .aW. 12-4
3-20-1995 . . . .hW. 25-17
3-21-1995 . . . .hW. 18-6
3-22-1995 . . . .hW. 10-7
5-3-1996 . . . . .aW. 13-2
5-4-1996 . . . . .aW. 7-1
5-5-1996 . . . . .aW (10) 8-6
3-28-1997 . . . .hW. 7-0
3-29-1997 . . . .hW. 13-11
3-30-1997 . . . .hW. 11-1
5-9-1998 . . . . .aW. 3-2
5-9-1998 . . . . .aL (7) 1-4
5-10-1998 . . . .aW. 12-3
3-26-1999 . . . .hW. 11-3
3-27-1999 . . . .hW. 5-1
3-28-1999 . . . .hW. 13-0
4-7-2000 . . . . .aW. 7-3
4-8-2000 . . . . .aW. 8-5
4-9-2000 . . . . .aW. 10-3
4-23-2001 . . . .hW. 15-1
4-24-2001 . . . .hW. 8-1
4-25-2001 . . . .hW. 11-9
4-12-2002 . . . .aW. 9-6
4-13-2002 . . . .aL 8-9
4-14-2002 . . . .aW (7) 12-1
3-21-2003 . . . .hW. 13-7
3-22-2003 . . . .hW. 12-4
3-23-2003 . . . .hW. 20-6
5-21-2004 . . . .47aW. 10-2
5-22-2004 . . . .47aW. 15-1
5-23-2004 . . . .47aW. 18-6
5-26-2004 . . . .44W+ 4-3
4-1-2005 . . . . .hW. 13-8
4-2-2005 . . . . .hL 1-2
4-3-2005 . . . . .hW. 24-4
3-31-2006 . . . .aW. 15-4
4-1-2006 . . . . .aL 3-6
4-2-2006 . . . . .aL 5-8
3-30-2007 . . . .hW. 5-4
3-31-2007 . . . .hW. 16-6
4-1-2007 . . . . .hW. 4-2
4-18-2008 . . . .aL 5-7
4-19-2008 . . . .aL 13-14
4-20-2008 . . . .aW (5) 9-6
3-6-2009 . . . . .hW. 5-1
3-7-2009 . . . . .hW. 24-3
3-8-2009 . . . . .hW. 10-7
3-19-2010 . . . .aL 2-5
3-20-2010 . . . .aW. 24-4
3-21-2010 . . . .aW. 10-3
3-11-2011 . . . .hW. 1-0
3-12-2011 . . . .hW. 9-3
3-13-2011 . . . .hW. 6-2
4-18-2014 . . . .aL 2-7
4-19-2014 . . . .aL 1-4
4-20-2014 . . . .aW (12) . . . 13-6
5-25-2014 . . . .50W+ 9-4

Memphis
(1-4)
Formerly: Memphis State
H: 1-3, A: 0-0, N: 0-1
5-6-1966 . . . . .hL 2-7
5-7-1966 . . . . .hW. 2-0
4-14-1972 . . . .hL 2-3
4-15-1972 . . . .hL 3-22
5-13-1977 . . . .13L+ 2-9

Mercer
(108-54)
H: 64-24, A: 43-29, N: 1-1
4-17-1897 . . . .aL 6-9
5-7-1898 . . . . .aL 8-10
5-6-1899 . . . . .aL 2-14
4-7-1900 . . . . .aL 1-10
4-26-1901 . . . .hW. 3-0
4-27-1901 . . . .hL 3-7
6-7-1901 . . . . .hL 10-15
6-8-1901 . . . . .hW. 6-5
4-5-1902 . . . . .hW. 8-1
5-3-1902 . . . . .hL 1-10
4-4-1903 . . . . .aL 4-6
4-18-1903 . . . .hW. 10-3
5-15-1903 . . . .aW. 9-3
3-26-1904 . . . .hW. 10-4
5-6-1904 . . . . .aW. 4-1
5-7-1904 . . . . .aL (10) 2-3
4-29-1905 . . . .hW#. 9-2
5-12-1905 . . . .aW. 5-3
5-13-1905 . . . .aW. 2-0
5-20-1905 . . . .hW. 10-4
3-30-1906 . . . .aW. 14-1
3-31-1906 . . . .aW. 3-0
4-27-1906 . . . .hW. 4-3
4-28-1906 . . . .hW. 2-0
3-30-1907 . . . .hW. 4-0
4-13-1907 . . . .aW (11) 1-0
3-27-1908 . . . .aL 0-2
3-28-1908 . . . .aL 2-3
4-9-1909 . . . . .hL 0-4
4-10-1909 . . . .hW. 7-3
5-3-1909 . . . . .aL 2-7
5-4-1909 . . . . .aL 2-3
4-8-1910 . . . . .hW. 7-4
4-9-1910 . . . . .hW. 10-0
4-29-1910 . . . .aW. 3-1
4-30-1910 . . . .aW. 2-0
4-7-1911 . . . . .hL 6-8
4-14-1911 . . . .3L 2-5
4-15-1911 . . . .3W. 7-2
4-5-1912 . . . . .hL 2-3
4-6-1912 . . . . .hW. 4-1
5-10-1912 . . . .aW. 4-1
5-11-1912 . . . .aL 3-5
4-4-1913 . . . . .hL 2-3
4-5-1913 . . . . .hW. 4-1
4-11-1913 . . . .aL 2-4
4-13-1914 . . . .hL 0-8
4-14-1914 . . . .hW. 5-1
4-30-1915 . . . .hL 1-3
5-1-1915 . . . . .hL 3-7
4-8-1916 . . . . .aW. 6-0
4-6-1917 . . . . .hL 0-2
4-7-1917 . . . . .hL 1-3
4-28-1917 . . . .hW. 4-2
5-9-1917 . . . . .aW. 5-3
3-29-1918 . . . .hL 0-8
3-30-1918 . . . .hW. 5-2

RECORDS

SERIES HISTORY

5-3-1918 . . . . .hL 3-4
5-4-1918 . . . . .aW. 10-0
3-28-1919 . . . . .aL 1-10
3-29-1919 . . . . .aL (11) 4-5
4-18-1919 . . . .hW (11) 3-2
4-19-1919 . . . .hW. 8-1
4-2-1920 . . . . .aW. 3-0
4-7-1922 . . . . .hW. 10-3
4-8-1922 . . . . .hW. 1-0
4-27-1923 . . . .aW. 9-3
4-28-1923 . . . .aW. 9-2
4-13-1928 . . . .hL 3-7
4-10-1931 . . . .aL 7-9
4-11-1931 . . . .aW. 13-1
4-20-1931 . . . .hW. 7-3
4-21-1931 . . . .hW. 10-7
4-2-1954 . . . . .hW. 14-4
4-3-1954 . . . . .aW. 9-5
3-30-1955 . . . .hW. 5-4
4-6-1955 . . . . .aL 10-11
3-30-1956 . . . .hW. 10-2
5-1-1956 . . . . .aL 4-6
5-3-1960 . . . . .hW. 12-2
5-10-1960 . . . .aL 7-9
5-8-1962 . . . . .hW. 12-2
5-12-1962 . . . .aW. 2-1
5-14-1963 . . . .hW. 5-0
5-12-1964 . . . .hW. 9-7
5-12-1965 . . . .hW. 11-5
5-15-1965 . . . .aW. 6-2
5-2-1966 . . . . .aW (12) 3-0
5-11-1966 . . . .hW. 7-5
5-9-1967 . . . . .hW. 4-0
5-15-1967 . . . .aW. 9-2
5-7-1968 . . . . .aW. 12-3
5-12-1970 . . . .aW. 3-0
5-15-1970 . . . .hL 5-9
5-5-1972 . . . . .hW. 4-0
5-11-1972 . . . .aW. 5-0
5-2-1973 . . . . .hW. 4-3
5-4-1973 . . . . .aW. 7-6
5-6-1974 . . . . .hW. 7-4
3-27-1975 . . . .aL 0-1
3-12-1976 . . . .hL 1-5
4-23-1976 . . . .aL 6-8
4-29-1977 . . . .aL 3-11
5-9-1977 . . . . .hW. 9-1
4-24-1978 . . . .hL 5-8
5-6-1978 . . . . .aW (11) 5-4
5-4-1979 . . . . .hW. 8-6
3-2-1981 . . . . .hL 5-7
4-2-1985 . . . . .hW. 17-5
4-9-1985 . . . . .aW. 13-5
4-29-1986 . . . .hW. 16-9
5-2-1986 . . . . .aW. 5-2
3-11-1987 . . . .aW. 12-7
5-11-1987 . . . .hW. 11-4
5-9-1988 . . . . .hL (7) 7-11
5-9-1988 . . . . .hW (7) 2-1
5-6-1989 . . . . .hW. 6-3
5-10-1989 . . . .aL 8-14
2-13-1990 . . . .aL 3-7
4-16-1990 . . . .hW. 18-1
4-9-1991 . . . . .aW. 11-7
4-10-1991 . . . .hW. 9-6
4-15-1992 . . . .aL 2-4
4-22-1992 . . . .hW. 11-5
3-9-1993 . . . . .aW. 8-4
3-24-1993 . . . .hW. 8-5
4-14-1993 . . . .hW. 7-6
5-4-1994 . . . . .aL (10) 5-6
4-12-1995 . . . .hW. 9-2
5-2-1995 . . . . .aL 5-17
2-27-1996 . . . .hW. 7-2
4-10-1996 . . . .aW. 11-8
2-18-1997 . . . .aW. 12-8
3-5-1997 . . . . .hW. 7-6
2-24-1998 . . . .hL 9-13
4-22-1998 . . . .aW. 10-6
4-20-1999 . . . .hW. 7-2
5-11-1999 . . . .aW. 15-12
4-11-2000 . . . .aW (7) 19-6
5-9-2000 . . . . .hW. 16-7
3-27-2001 . . . .hW. 10-4
5-8-2001 . . . . .aW (7) 15-2
4-23-2002 . . . .hW. 12-1
5-8-2002 . . . . .aW. 20-7
2-19-2003 . . . .aW. 9-1
3-25-2003 . . . .hW. 9-1
3-19-2008 . . . .hW. 7-6
4-22-2008 . . . .aW. 16-9
3-10-2009 . . . .hW. 17-3
3-23-2010 . . . .aW. 15-8
3-24-2010 . . . .hW. 19-4
6-04-2010 . . . .hW*. 10-0
3-29-2011 . . . .hL 2-4
4-19-2011 . . . .aL 3-6
4-10-2012 . . . .hW. 6-4
5-15-2012 . . . .aL 3-4
3-5-2013 . . . . .hW. 16-9
4-2-2013 . . . . .aL 1-10
3-25-2014 . . . .hL 1-4
4-23-2014 . . . .hL (10) 3-4
4-7-2015 . . . . .hW. 4-3
5-6-2015 . . . . .aW. 9-7

Mercer-Atlanta
(8-0)
H: 5-0, A: 3-0, N: 0-0
4-30-1982 . . . .hW. 6-5
5-5-1982 . . . . .aW. 10-2
4-26-1983 . . . .aW. 19-6
4-27-1983 . . . .aW. 16-0
5-5-1983 . . . . .hW. 21-3
5-6-1983 . . . . .hW. 17-7
3-29-1984 . . . .hW. 12-1
4-28-1984 . . . .hW. 23-3

Merchants
(1-0)
H: 1-0, A: 0-0, N: 0-0
6-2-1900 . . . . .hW. 12-8

Miami [Fla.]
(35-55-2)
H: 16-21, A: 13-31-2, N: 6-3
3-21-1958 . . . .aL 6-7
3-22-1958 . . . .aL 4-7
3-23-1959 . . . .aL 3-4
3-25-1959 . . . .aT 2-2
3-26-1959 . . . .aW. 15-3
3-27-1959 . . . .aW. 4-0
3-24-1960 . . . .aL 1-5
3-26-1960 . . . .aL 3-4
3-23-1961 . . . .aL 3-10
3-25-1961 . . . .aT 5-5
4-12-1965 . . . .hL 1-5
4-13-1965 . . . .hL 1-2
5-14-1966 . . . .hL (7) 1-4
5-14-1966 . . . .hW (7) 5-3
4-21-1967 . . . .hW. 6-2
4-22-1967 . . . .hW (7) 2-1
4-22-1967 . . . .hW (7) 4-2
5-27-1971 . . . .9L*. 3-4
5-29-1971 . . . .9W*. 5-3
4-16-1978 . . . .hL 3-18
5-14-1982 . . . .hL 7-10
5-15-1982 . . . .hL 3-13
2-21-1983 . . . .aW. 4-1
2-22-1983 . . . .aL 7-10
2-23-1983 . . . .aL 4-10
5-25-1986 . . . .aL* (10) 6-7
5-26-1986 . . . .aL*. 9-15
5-28-1988 . . . .aL*. 2-4
5-26-1989 . . . .27W+ 9-7
5-17-1991 . . . .hW. 9-5
5-18-1991 . . . .hL 7-10
5-19-1991 . . . .hL 1-7
5-15-1992 . . . .aL (13) 5-6
5-16-1992 . . . .aL 2-6
5-17-1992 . . . .aL 3-4
4-4-1997 . . . . .aL 1-10
4-5-1997 . . . . .aL 4-9
4-6-1997 . . . . .aL 0-12
4-24-1998 . . . .hW. 22-7
4-25-1998 . . . .hL 5-8
4-26-1998 . . . .hL 8-9
5-6-2000 . . . . .aW. 10-2
5-7-2000 . . . . .aL 2-3
5-8-2000 . . . . .aL 5-7
5-10-2002 . . . .hW. 7-6
5-11-2002 . . . .hL 2-10
5-12-2002 . . . .hW (8) 16-8
3-28-2003 . . . .aL 6-7
3-29-2003 . . . .aL 8-13
3-30-2003 . . . .aL (8) 16-17
4-2-2004 . . . . .hW. 17-4
4-3-2004 . . . . .hL 7-9
4-4-2004 . . . . .hL 13-16
3-25-2005 . . . .aL 1-20
3-26-2005 . . . .aW. 17-7
3-27-2005 . . . .aW. 11-10
5-18-2006 . . . .hL 7-8
5-19-2006 . . . .hW. 14-5
5-20-2006 . . . .hW. 12-7
5-24-2006 . . . .48W+ 2-1
5-26-2006 . . . .48W+ 7-4
4-6-2007 . . . . .aW. 9-2
4-7-2007 . . . . .aL (11) 2-5
4-8-2007 . . . . .aL 7-8
4-12-2008 . . . .hL 5-10
4-12-2008 . . . .hL 5-15
4-13-2008 . . . .hL 3-9
5-22-2008 . . . .48L+ 12-15
3-27-2009 . . . .aW. 13-9
3-28-2009 . . . .aW. 6-4
3-29-2009 . . . .aL 2-6
5-20-2009 . . . .15L+ 6-8
5-14-2010 . . . .hW. 14-3
5-15-2010 . . . .hL 2-9
5-16-2010 . . . .hW. 6-3
3-25-2011 . . . .aW. 8-3
3-26-2011 . . . .aW. 12-3
3-27-2011 . . . .aW. 3-1
5-15-2012 . . . .hL 4-5
5-16-2012 . . . .hL 6-8
5-17-2012 . . . .hW. 2-1
5-27-2012 . . . .50W+ 8-5
5-16-2013 . . . .aL 3-8
5-17-2013 . . . .aL 7-11
5-18-2013 . . . .aW. 10-1
3-14-2014 . . . .hL 8-10
3-15-2014 . . . .hW. 13-7
3-15-2014 . . . .hW (10) 3-2
5-21-2014 . . . .50W+ 6-3
5-14-2015 . . . .aL 0-3
5-15-2015 . . . .aL 1-22
5-16-2015 . . . .aL 4-17

Michigan
(2-3)
H: 1-2, A: 0-0, N: 1-1
4-9-1912 . . . . .2L (7). 4-5
3-10-1995 . . . .hW. 15-8
3-11-1995 . . . .hL 6-8
3-12-1995 . . . .hL 5-27
2-23-2003 . . . .46W. 7-6

Michigan State
(0-2-1)
H: 0-2-1, A: 0-0, N: 0-0
3-31-1932 . . . .hT 4-4
3-25-1949 . . . .hL 5-9
3-26-1949 . . . .hL 2-7

Middle Tennessee State
(4-1)
H: 4-1, A: 0-0, N: 0-0
5-8-1970 . . . . .hW. 4-1
3-26-1972 . . . .hW. 5-2
5-18-1990 . . . .hL 4-5
5-19-1990 . . . .hW (7) 5-0
5-20-1990 . . . .hW (8) 5-4

Milledgeville Cadets
(1-0)
H: 0-0, A: 1-0, N: 0-0
5-15-1897 . . . .aW. 8-3

Milligan
(16-3-1)
H: 15-3-1, A: 0-0, N: 1-0
3-26-1965 . . . .7W. 15-2
4-1-1966 . . . . .hW. 11-2
4-2-1966 . . . . .hW. 19-1
3-31-1967 . . . .hW. 10-2
4-1-1967 . . . . .hW. 14-7
3-25-1968 . . . .hW. 2-1
3-26-1968 . . . .hW. 7-6
3-26-1969 . . . .hL 6-10
3-27-1969 . . . .hW (13) . . . 10-9
3-30-1970 . . . .hW. 8-4
3-31-1970 . . . .hT 0-0
3-29-1971 . . . .hW. 3-0
3-30-1971 . . . .hW. 2-1
3-27-1972 . . . .hW. 8-6
3-28-1972 . . . .hW. 7-6
3-30-73 . . . . .hW. 3-1
4-5-1975 . . . . .hL 4-9
3-23-1976 . . . .hW. 5-1
3-20-1977 . . . .hL 3-6
3-26-1979 . . . .hW (7) 24-8

Minnesota
(4-1)
H: 3-0, A: 0-0, N: 1-1
3-31-1989 . . . .26L 4-14
3-7-1993 . . . . .26W. 11-3
2-11-1994 . . . .hW. 3-1
2-12-1994 . . . .hW. 10-5
2-13-1994 . . . .hW. 8-2

Mississippi
(5-2)
H: 4-2, A: 1-0, N: 0-0
4-3-1914 . . . . .hW. 6-4
4-4-1914 . . . . .hW. 6-0
4-21-1916 . . . .hW. 9-0
4-22-1916 . . . .hW. 4-3
5-18-1959 . . . .aW+. 4-3
5-19-1959 . . . .hL+ 5-8
5-20-1959 . . . .hL+ 7-11

Mississippi State
(3-11)
Formerly: Mississippi A&M
H: 1-4, A: 1-4, N: 1-3
4-27-1914 . . . .aL 1-9
4-14-1915 . . . .hW. 8-6
4-15-1915 . . . .hL (10) 5-7
5-2-1919 . . . . .aW. 6-2
5-3-1919 . . . . .aL 1-2
4-1-1927 . . . . .hL 3-10
4-2-1927 . . . . .hL 5-7
5-29-1971 . . . .9W*. 20-8
5-30-1971 . . . .9L*. 2-5
5-18-1985 . . . .16L# 5-7
5-19-1985 . . . .16L# 7-15
5-19-1985 . . . .aL# 2-3
5-25-1997 . . . .aL*. 2-10
6-5-2011 . . . . .hL*. 3-7

Mississippi Valley State
(1-0)
H: 1-0, A: 0-0, N: 0-0
3-15-2006 . . . .hW. 13-4

Missouri State
(3-0)
H: 3-0, A: 0-0, N: 0-0
2-19-2010 . . . .hW. 4-0
2-20-2010 . . . .hW. 20-3
2-21-2010 . . . .hW. 13-0

Morehead State
(1-1)
H: 1-1, A: 0-0, N: 0-0
4-9-1964 . . . . .hL 1-7
5-4-1989 . . . . .hW. 9-2

Navy
(2-0-1)
H: 0-0, A: 1-0-1, N: 1-0
4-27-1921 . . . .aT (11) 2-2
4-26-1922 . . . .aW. 13-1
5-23-1986 . . . .19W* (14). . . 9-8

Nebraska
(1-0)
H: 0-0, A: 0-0, N: 1-0
2-11-2001 . . . .41W. 15-8

UNLV
(1-1)
H: 0-0, A: 1-1, N: 0-0
2-25-1988 . . . .aL 8-13
2-24-1995 . . . .aW. 14-11

New Orleans
(19-7)
H: 9-3, A: 8-3, N: 2-1
2-22-1985 . . . .aW. 6-5
2-23-1985 . . . .aW. 7-5
4-4-1986 . . . . .hL 5-15
4-5-1986 . . . . .hW. 7-0
4-6-1986 . . . . .hW. 10-7
2-28-1987 . . . .aW (7) 6-5
2-28-1987 . . . .aW (7) 17-5
3-1-1987 . . . . .aW. 14-11
3-29-1988 . . . .hL 1-4
3-30-1988 . . . .hL (10) . . . 14-15
3-31-1988 . . . .hW. 13-6
2-17-1989 . . . .aW. 10-9
2-18-1989 . . . .aL 2-7
2-19-1989 . . . .aW (12) 7-6
3-15-1990 . . . .hW. 12-2
3-17-1990 . . . .hW (7) 7-6
3-17-1990 . . . .hW (7) 10-3
2-15-1991 . . . .aL 5-6
2-16-1991 . . . .aL 2-12
2-17-1991 . . . .aW. 13-3
2-22-1992 . . . .29W. 5-4
3-6-1992 . . . . .hW. 7-5
3-7-1992 . . . . .hW. 12-8
3-8-1992 . . . . .hW. 4-0
5-23-1996 . . . .28L*. 3-13
5-25-1996 . . . .28W*. 12-7

New York Tech
(3-0)
H: 3-0, A: 0-0, N: 0-0
3-2-1991 . . . . .hW (7) 7-6
3-2-1991 . . . . .hW (7) 17-3
3-3-1991 . . . . .hW. 11-2

Newberry
(2-0)
H: 2-0, A: 0-0, N: 0-0
4-14-1905 . . . .hW. 4-3
4-15-1905 . . . .hW. 6-2

Newnan
(1-0)
H: 1-0, A: 0-0, N: 0-0
5-22-1901 . . . .hW. 3-2

North Carolina
(73-59)
H: 36-29, A: 27-25, N: 10-5
5-10-1901 . . . .hL 6-9
5-5-1923 . . . . .hW. 9-3
6-9-1923 . . . . .hL# 1-4
4-26-1926 . . . .aW. 10-5
4-27-1926 . . . .aW. 11-3
5-4-1927 . . . . .hW. 9-8
5-5-1927 . . . . .hW (8) 12-4
6-10-1948 . . . .36L*. 0-15
4-12-1963 . . . .hL 3-6
4-16-1965 . . . .hW. 3-0
4-17-1965 . . . .hW. 6-5
4-11-1966 . . . .hL 0-3
4-19-1968 . . . .hW. 4-3
4-20-1968 . . . .hL 3-10
4-8-1969 . . . . .hL 6-10
3-28-1971 . . . .hW. 3-2
3-19-1972 . . . .hL 2-7
3-29-1980 . . . .aL 4-5
4-8-1980 . . . . .hL 6-20
3-27-1981 . . . .aL 5-10
4-10-1981 . . . .hL 3-5
3-26-1982 . . . .aL 7-8
4-4-1982 . . . . .hL 11-13
4-1-1983 . . . . .aL 2-4
4-10-1983 . . . .hW. 5-4
3-31-1984 . . . .hL 4-9
4-7-1984 . . . . .aL (10) 2-6
4-21-1984 . . . .15L+ 4-9
4-6-1985 . . . . .hL 3-5
4-14-1985 . . . .aL 3-4
4-12-1986 . . . .aL 6-8
4-20-1986 . . . .hW. 12-3
5-17-1986 . . . .15W+ 9-7
4-4-1987 . . . . .hW (7) 3-1
4-4-1987 . . . . .hW (7) 16-4
4-24-1987 . . . .aW. 7-5
4-3-1988 . . . . .hW. 6-2
5-6-1988 . . . . .aW. 7-4
5-7-1988 . . . . .aW. 10-6
5-13-1988 . . . .21L+ 3-5
5-15-1988 . . . .21W+ 6-2
3-24-1989 . . . .aL 1-6
4-21-1989 . . . .hL 9-12
4-22-1989 . . . .hW. 2-1
4-20-1990 . . . .hW. 10-6
4-21-1990 . . . .hW. 11-5
4-22-1990 . . . .hL (11) . . . 11-12
5-13-1990 . . . .21L+ 4-9
4-20-1991 . . . .aL (7) 4-6
4-20-1991 . . . .aW (7) 2-0
4-21-1991 . . . .aL 0-4
4-17-1992 . . . .hW. 8-1
4-18-1992 . . . .hW. 15-4
4-19-1992 . . . .hW. 6-3
5-9-1992 . . . . .21W+ 5-4
4-16-1993 . . . .aW. 4-3
4-17-1993 . . . .aL 1-7
4-18-1993 . . . .aW. 6-2
4-1-1994 . . . . .hW. 7-4
4-2-1994 . . . . .hW (10) 7-6
4-3-1994 . . . . .hL 8-11
5-18-1994 . . . .21W+ 7-4
3-24-1995 . . . .aL 9-11
3-25-1995 . . . .aL 5-7
3-26-1995 . . . .aW. 7-5
5-19-1995 . . . .21L+ 9-12
4-19-1996 . . . .hL 6-12
4-20-1996 . . . .hL 7-8
4-21-1996 . . . .hL 11-12
5-16-1996 . . . .34W+ 13-9
3-8-1997 . . . . .aW. 11-8
3-9-1997 . . . . .aW. 10-7
3-10-1997 . . . .aW. 9-8
5-14-1997 . . . .37W+ 7-6
3-13-1998 . . . .hL 10-11
3-14-1998 . . . .hW. 11-4
3-15-1998 . . . .hL 1-9
5-15-1999 . . . .aL (7) 0-5
5-15-1999 . . . .aW (7) 3-2
5-16-1999 . . . .aW. 3-2
5-19-1999 . . . .34W+ 15-4
3-17-2000 . . . .hW. 5-4
3-18-2000 . . . .hW. 16-3
3-19-2000 . . . .hW. 8-7
5-11-2001 . . . .aL 5-10
5-12-2001 . . . .aW. 19-5
5-13-2001 . . . .aL 10-11
5-17-2002 . . . .hW. 7-4
5-18-2002 . . . .hW. 12-9
5-19-2002 . . . .hL 1-6
5-24-2002 . . . .37W+ 10-8
4-4-2003 . . . . .aW. 10-6
4-5-2003 . . . . .aL 3-7
4-6-2003 . . . . .aW. 12-5
5-25-2003 . . . .44W+ 10-6
4-9-2004 . . . . .hL 7-9
4-10-2004 . . . .hW. 8-4
4-11-2004 . . . .hW. 13-8
5-19-2005 . . . .aL 4-5
5-20-2005 . . . .aL 6-7
5-21-2005 . . . .aW. 8-1
3-24-2006 . . . .hL 0-2
3-25-2006 . . . .hW. 11-1
3-26-2006 . . . .hW. 3-2
5-11-2007 . . . .aL 3-10
5-12-2007 . . . .aW. 9-5
5-13-2007 . . . .aL 11-14
5-23-2007 . . . .48W+ 8-4
4-4-2008 . . . . .49aL 1-8
4-6-2008 . . . . .49aL 4-10
4-6-2008 . . . . .49aW. 4-1
4-3-2009 . . . . .hL 2-4
4-4-2009 . . . . .hW (11) . . . 10-6
4-5-2009 . . . . .hL 10-13
3-26-2010 . . . .aW. 2-1
3-27-2010 . . . .aW. 13-5
3-28-2010 . . . .aW. 11-8
5-13-2011 . . . .hL 2-3
5-14-2011 . . . .hW. 9-8
5-15-2011 . . . .hW. 3-0
4-20-2012 . . . .aW. 11-4
4-21-2012 . . . .aL 6-12
4-21-2012 . . . .aW. 4-2
5-10-2013 . . . .hW. 5-4
5-11-2013 . . . .hL 1-3
5-12-2013 . . . .hW (11) 9-8
3-21-2014 . . . .aL (11) 2-3
3-22-2014 . . . .aW (13) 6-5
3-22-2014 . . . .aW. 9-1
3-20-2015 . . . .hL 3-5
3-21-2015 . . . .hW. 6-5
3-21-2015 . . . .hL 1-5

UNC Asheville
(8-0)
H: 8-0, A: 0-0, N: 0-0
4-28-1988 . . . .hW. 8-1
2-21-1989 . . . .hW. 11-8
2-28-1990 . . . .hW. 9-0
2-25-1991 . . . .hW (7) 9-2
2-25-1991 . . . .hW (7) 9-0
2-18-1992 . . . .hW. 2-1
4-16-1996 . . . .hW (7) 7-6
4-16-1996 . . . .hW (7) 18-7

UNC Greensboro
(4-1)
H: 4-1, A: 0-0, N: 0-0
2-26-2000 . . . .hL 6-10
2-27-2000 . . . .hW. 8-7
2-21-2014 . . . .hW. 7-3
2-22-2014 . . . .hW. 7-0
2-23-2014 . . . .hW. 12-3

UNC Wilmington
(2-2)
H: 2-2, A: 0-0, N: 0-0
4-16-1976 . . . .hL 2-10
4-17-1976 . . . .hL 3-6
3-11-1982 . . . .hW. 17-2
3-3-1987 . . . . .hW. 13-6

NC State
(72-53)
H: 36-14, A: 23-28, N: 13-11
4-22-1921 . . . .aW. 7-2
4-23-1921 . . . .aW. 6-0
5-6-1921 . . . . .hW. 10-0
5-7-1921 . . . . .hL 1-4
4-25-1924 . . . .aL 4-5
4-26-1924 . . . .aL 4-5
4-28-1926 . . . .aW. 10-2
4-29-1926 . . . .aW. 7-5
5-6-1927 . . . . .hW. 8-7
5-7-1927 . . . . .4W. 8-4
4-5-1980 . . . . .hW. 7-5
4-5-1980 . . . . .hW (8) 8-7
3-26-1981 . . . .aL 2-10
4-12-1981 . . . .hL 5-12
4-24-1981 . . . .14L+ 6-9
3-25-1982 . . . .aL 7-13
4-3-1982 . . . . .hW. 7-6
4-21-1982 . . . .14W+ 5-1
4-9-1983 . . . . .hW (7) 14-8
4-9-1983 . . . . .hL (7) 5-8
4-20-1983 . . . .14L+ 7-10
4-1-1984 . . . . .hW. 18-11
4-8-1984 . . . . .aL 2-5
4-21-1984 . . . .15W+ 5-3
4-7-1985 . . . . .hW. 4-3

RECORDS

SERIES HISTORY

4-13-1985 . . . .aL 5-8
4-17-1985 . . . .hW+ 23-11
4-13-1986 . . . .aL (10) 2-3
4-19-1986 . . . .hW. 7-6
5-16-1986 . . . .15W+ 7-3
5-17-1986 . . . .15W+ 9-6
4-5-1987 . . . .hW. 10-8
4-26-1987 . . . .aL (7) 3-10
4-26-1987 . . . .aW (7) 6-1
5-14-1987 . . . .21L+. 4-5
5-17-1987 . . . .21W+ 6-0
4-1-1988 . . . .hL 2-12
4-2-1988 . . . .hW. 11-5
5-8-1988 . . . .aL 7-11
5-12-1988 . . . .21W+ 8-5
3-25-1989 . . . .aW. 10-4
3-26-1989 . . . .aL 3-4
5-5-1989 . . . .hL 8-10
4-6-1990 . . . .aL 7-10
4-7-1990 . . . .aL 7-9
4-8-1990 . . . .aL 10-11
5-14-1990 . . . .21L+. 6-10
4-5-1991 . . . .hW. 12-5
4-6-1991 . . . .hW. 15-13
4-7-1991 . . . .hL 8-11
5-14-1991 . . . .21W+ 4-3
3-28-1992 . . . .aL 6-10
3-29-1992 . . . .aL 3-9
3-30-1992 . . . .aL 1-4
5-10-1992 . . . .21L+. 4-7
5-7-1993 . . . .hW. 19-5
5-8-1993 . . . .hW. 10-6
5-9-1993 . . . .hL 11-13
4-15-1994 . . . .aL (10) 7-8
4-16-1994 . . . .aW. 11-7
4-17-1994 . . . .aW. 7-4
5-21-1994 . . . .21L+. 3-11
5-12-1995 . . . .hW. 6-4
5-13-1995 . . . .hW. 14-7
5-14-1995 . . . .hW. 8-6
5-17-1995 . . . .21L+ (12) . . 5-9
4-5-1996 . . . .aL 6-10
4-7-1996 . . . .aW (7) 3-2
4-7-1996 . . . .aW (7) 9-0
5-17-1996 . . . .34W+ 6-1
5-9-1997 . . . .hW. 14-13
5-10-1997 . . . .hW. 19-5
5-11-1997 . . . .hW. 7-6
4-3-1998 . . . .aL 4-6
4-4-1998 . . . .aW. 17-13
4-5-1998 . . . .aL 5-8
3-12-1999 . . . .hW. 9-4
3-13-1999 . . . .hW. 7-6
3-14-1999 . . . .hL 7-12
5-21-1999 . . . .34L+. 6-9
3-31-2000 . . . .aW. 13-1
4-1-2000 . . . .aW. 11-6
4-2-2000 . . . .aW. 4-3
3-9-2001 . . . .hL 7-9
3-10-2001 . . . .hW. 5-1
3-11-2001 . . . .hL 8-16
5-19-2001 . . . .40L+. 4-6
3-29-2002 . . . .aW. 6-4
3-30-2002 . . . .aW. 20-12
3-30-2002 . . . .aW. 3-0
5-15-2003 . . . .hW. 8-3
5-16-2003 . . . .hW. 9-6
5-17-2003 . . . .hL 2-7
5-23-2003 . . . .44L+. 0-6
5-25-2003 . . . .44W+ (10) . . 6-5
5-2-2004 . . . .aW. 6-1
5-2-2004 . . . .aW. 7-3
3-18-2005 . . . .hW. 9-5
3-19-2005 . . . .hW. 5-0
3-20-2005 . . . .hW. 11-10
3-17-2006 . . . .aL 1-8
3-18-2006 . . . .aL 11-12
3-19-2006 . . . .aW. 17-11
4-20-2007 . . . .hW. 2-1
4-21-2007 . . . .hW. 4-3
4-22-2007 . . . .hW. 7-3
5-26-2007 . . . .48L+. 7-8
5-21-2008 . . . .48W+ 10-9
4-30-2010 . . . .aL. 5-6
5-01-2010 . . . .aL 2-4
5-02-2010 . . . .aW. 5-3
5-29-2010 . . . .50W+ (7) . . 17-5
3-18-2011 . . . .hW. 9-2
3-19-2011 . . . .hW. 12-0
3-20-2011 . . . .hW. 11-4
5-26-2011 . . . .34W+(15) . . 6-5
3-9-2012 . . . .aW. 14-6
3-10-2012 . . . .aL 5-8
3-11-2012 . . . .aL 3-8
4-19-2013 . . . .hL 4-13
4-20-2013 . . . .hL 2-6
4-21-2013 . . . .hL 7-8
4-25-2014 . . . .aW. 1-0
4-26-2014 . . . .aL 0-1
4-27-2014 . . . .aL 1-7

North Florida
(1-0)
H: 1-0, A: 0-0, N: 0-0
5-6-2014 . . . . .hW. 9-6

North Georgia
(2-0)
H: 2-0, A: 0-0, N: 0-0
8-13-1946 . . . .hW. 8-2
8-21-1946 . . . .hW. 14-4

Northeastern
(1-0)
H: 1-0, A: 0-0, N: 0-0
3-7-2006 . . . . .hW. 2-1

Northwestern
(2-3)
H: 2-3, A: 0-0, N: 0-0
3-23-1970 . . . .hL 0-5
3-24-1970 . . . .hW. 1-0
3-23-1985 . . . .hL (7) 0-1
3-23-1985 . . . .hW (7) 6-0
3-24-1985 . . . .hL 4-5

Northwood Institute
(4-2)
H: 4-2, A: 0-0, N: 0-0
4-2-1976 . . . . .hW. 12-3
4-1-1977 . . . . .hW. 7-1
3-25-1978 . . . .hL 4-8
3-23-1979 . . . .hL 3-9
3-23-1980 . . . .hW. 12-3
4-5-1981 . . . . .hW. 12-10

Notre Dame
(8-5)
H: 8-5, A: 0-0, N: 0-0
4-13-1924 . . . .hL 3-4
4-11-1925 . . . .hW. 6-1
4-2-1926 . . . . .hW. 7-0
4-3-1926 . . . . .hW. 12-4
4-23-1930 . . . .hL 1-3
4-24-1930 . . . .hL 3-5
4-15-1966 . . . .hL 6-8
4-16-1966 . . . .hW. 9-2
2-17-1996 . . . .hW. 12-4
2-18-1996 . . . .hW. 9-4
3-6-2015 . . . . .hL (10) 2-3
3-7-2015 . . . . .hW. 11-7
3-8-2015 . . . . .hW. 4-1

Oakland
(6-0)
H: 6-0, A: 0-0, N: 0-0
2-19-2000 . . . .hW. 9-1
2-20-2000 . . . .hW. 9-5
2-21-2000 . . . .hW. 22-3
2-27-2001 . . . .hW (7) 16-0
2-27-2001 . . . .hW (7) 19-4
2-28-2001 . . . .hW (7) 18-0

Oglethorpe
(22-20-1)
H: 20-12, A: 0-1, N: 2-7-1
3-28-1917 . . . .hW. 6-3
3-22-1918 . . . .hW. 3-1
4-24-1918 . . . .hW. 5-1
4-10-1920 . . . .hL 1-5
4-8-1921 . . . . .hL 3-6
4-9-1921 . . . . .hW. 9-3
5-18-1921 . . . .hW. 5-0
5-18-1922 . . . .hW. 10-3
5-19-1922 . . . .hL 3-6
5-20-1922 . . . .hW. 13-6
5-18-1923 . . . .hW. 4-2
5-19-1923 . . . .hW. 3-0
5-16-1924 . . . .hL 0-1
5-17-1924 . . . .hL 1-5
4-22-1925 . . . .hW. 8-7
4-23-1925 . . . .hL 1-4
4-21-1926 . . . .hW. 8-4
4-22-1926 . . . .hW. 7-3
4-15-1927 . . . .hW. 4-3
4-16-1927 . . . .hW. 6-1
3-29-1928 . . . .hW. 12-11
3-30-1928 . . . .hW. 5-4
3-29-1929 . . . .4T 5-5
3-30-1929 . . . .4L 4-5
4-7-1930 . . . . .hL (8) 4-5
4-8-1930 . . . . .hL 3-5
4-9-1930 . . . . .hL 3-14
4-17-1931 . . . .hW (8) 8-7
4-18-1931 . . . .hL 4-6
5-8-1931 . . . . .aL 5-8
4-8-1932 . . . . .hL 0-8
4-9-1932 . . . . .hW. 5-3
4-22-1932 . . . .2L 2-7
4-23-1932 . . . .2L 1-17
4-21-1933 . . . .hW. 6-4
4-22-1933 . . . .hL 0-8
5-1-1933 . . . . .2L (15) 3-4
5-1-1933 . . . . .2L 4-5
4-23-1934 . . . .hW. 3-2
5-7-1934 . . . . .2W. 7-4
5-8-1934 . . . . .2L 2-4
4-18-1935 . . . .2L 2-5
4-19-1935 . . . .2W. 6-1

Ohio
(3-1)
H: 3-1, A: 0-0, N: 0-0
3-22-1972 . . . .hL 1-13
3-25-1994 . . . .hW. 6-4
3-26-1994 . . . .hW. 12-5
3-3-2015 . . . . .hW (12) 7-6

Ohio Northern
(2-0)
H: 2-0, A: 0-0, N: 0-0
3-8-1982 . . . . .hW. 8-4
3-5-1983 . . . . .hW. 8-5

Ohio State
(15-7-1)
H: 12-3, A: 1-1, N: 2-3-1
3-21-1924 . . . .hL 2-4
3-22-1924 . . . .hW. 6-3
3-26-1926 . . . .hW (7) 10-1
3-27-1926 . . . .hW. 11-4
3-25-1927 . . . .hW. 14-1
3-26-1927 . . . .hW 9-3
3-25-1954 . . . .7L 10-11
3-23-1955 . . . .7W. 9-3
3-21-1956 . . . .7L 5-6
3-20-1957 . . . .7T 5-5
3-19-1963 . . . .7W. 9-8
3-20-1963 . . . .7L 0-5
3-21-1984 . . . .hW (7) 18-4
3-21-1984 . . . .hW. 14-5
3-21-1988 . . . .hW. 16-5
3-22-1988 . . . .hW. 7-5
3-23-1988 . . . .hW. 10-4
5-28-1993 . . . .hL*. 4-7
2-24-2012 . . . .hW. 12-4
2-25-2012 . . . .hL 3-7
2-26-2012 . . . .hW. 13-4
5-7-2013 . . . . .aW. 9-2
5-8-2013 . . . . .aL 2-3

Oklahoma
(0-6)
H: 0-0, A: 0-0, N: 0-6
2-25-1988 . . . .23L 4-6
2-27-1988 . . . .23L 2-3
2-25-1994 . . . .31L 6-8
6-11-1994 . . . .33L$ 5-13
1-30-1999 . . . .39L 0-12
2-29-2004 . . . .31L 2-6

Oklahoma State
(2-3)
H: 0-0, A: 0-0, N: 2-3
4-1-1989 . . . . .26L 4-5
3-25-1990 . . . .18W (8) 8-2
3-30-1990 . . . .18L (6) 4-7
5-21-1998 . . . .32L*. 4-13
5-24-1998 . . . .32W*. 6-5

Old Dominion
(5-3)
H: 5-3, A: 0-0, N: 0-0
4-19-1973 . . . .hW. 8-2
4-10-1974 . . . .hW. 6-1
3-26-1975 . . . .hL 4-5
3-11-1976 . . . .hL 3-5
3-9-1977 . . . . .hW. 10-0
3-8-1984 . . . . .hW. 14-8
3-10-1986 . . . .hL 10-11
2-14-2014 . . . .hW. 6-5

Olivet
(9-1)
H: 9-1, A: 0-0, N: 0-0
4-2-1969 . . . . .hW. 17-1
4-4-1970 . . . . .hW. 5-2
4-10-1971 . . . .hW. 12-6
3-9-1974 . . . . .hW. 10-2
3-9-1974 . . . . .hW. 1-0
3-22-1975 . . . .hW. 11-1
3-22-1975 . . . .hW. 10-1
3-8-1976 . . . . .hL 4-10
3-8-1976 . . . . .hW. 7-0
3-27-1978 . . . .hW. 13-0

Parsons
(1-0)
H: 1-0, A: 0-0, N: 0-0
4-8-1967 . . . . .hW. 8-2

Penn
(0-2)
H: 0-1, A: 0-1, N: 0-0
3-31-1923 . . . .hL (11) 2-3
5-1-1924 . . . . .aL 4-8

Penn State
(4-2)
H: 4-0, A: 0-2, N: 0-0
3-28-1923 . . . .hW. 7-3
3-29-1923 . . . .hW. 14-2
4-19-1924 . . . .hW (11) 2-1
4-20-1924 . . . .hW. 5-0
5-2-1924 . . . . .aL 1-4
5-3-1924 . . . . .aL 0-6

Pensacola NAS
(2-2)
H: 2-0, A: 0-2, N: 0-0
5-5-1939 . . . . .hW. 8-4
5-6-1939 . . . . .hW. 7-6
5-8-1942 . . . . .aL 2-5
5-9-1942 . . . . .aL (10) 6-7

Pepperdine
(2-0)
H: 0-0, A: 0-0, N: 2-0
2-6-1993 . . . . .30W. 5-4
2-7-1993 . . . . .30W. 3-2

Philadelphia Athletics
(0-4)
H: 0-2, A: 0-0, N: 0-2
3-5-1910 . . . . .2L# 2-5
3-9-1910 . . . . .hL# 3-5
3-12-1910 . . . .2L# 0-12
4-7-1920 . . . . .hL# 1-5

Piedmont
(2-0)
H: 2-0, A: 0-0, N: 0-0
3-9-1987 . . . . .hW. 19-4
3-10-1987 . . . .hW. 18-2

Pittsburgh
(2-4)
H: 2-1, A: 0-3, N: 0-0
3-28-2014 . . . .aL (13) 3-4
3-29-2014 . . . .aL 0-5
3-30-2014 . . . .aL 2-4
5-8-2015 . . . . .hW. 9-1
5-9-2015 . . . . .hL 6-8
5-10-2015 . . . .hW. 10-3

Presbyterian
(8-2)
H: 8-2, A: 0-0, N: 0-0
5-9-1939 . . . . .hW. 10-4
3-29-1940 . . . .hL 3-4
4-3-1942 . . . . .hW. 9-6
4-4-1942 . . . . .hL 4-14
5-1-2009 . . . . .hW. 16-2
5-2-2009 . . . . .hW (10) 9-8
5-3-2009 . . . . .hW. 23-3
5-2-2015 . . . . .hW. 5-1
5-2-2015 . . . . .hW. 11-9
5-3-2015 . . . . .hW. 10-2

Purdue
(3-0)
H: 3-0, A: 0-0, N: 0-0
4-7-1977 . . . . .hW. 11-7
3-16-2004 . . . .hW. 14-4
3-17-2004 . . . .hW. 18-16

Radford
(0-1)
H: 0-1, A: 0-0, N: 0-0
2-15-2014 . . . .aL 1-3

Reading
(0-3)
H: 0-3, A: 0-0, N: 0-0
3-23-1931 . . . .hL# 1-9
3-24-1931 . . . .hL# 6-7
3-25-1931 . . . .hL# 4-6

Rice
(0-1)
H: 0-0, A: 0-1, N: 0-0
2-10-2001 . . . .aL 4-5

Rider
(1-1)
H: 0-1, A: 0-0, N: 1-0
5-21-1987 . . . .hL*. 5-8
2-21-2003 . . . .46W. 8-1

Riverside Academy
(1-0)
H: 1-0, A: 0-0, N: 0-0
3-20-1909 . . . .hW#. 4-2

Rollins
(6-10)
H: 1-1, A: 5-9, N: 0-0
3-21-1949 . . . .aW. 13-9
3-22-1949 . . . .aL 8-10
3-25-1953 . . . .aL 2-9
3-26-1953 . . . .aL 4-10
3-24-1954 . . . .aL 5-6
3-25-1954 . . . .aL 5-6
3-23-1955 . . . .aL 4-6
3-22-1956 . . . .aW. 7-6
5-9-1956 . . . . .hW. 7-4
5-10-1956 . . . .hL 0-7
3-21-1957 . . . .aL 3-5
3-21-1963 . . . .aW. 5-0
3-24-1965 . . . .aW. 6-4
3-25-1965 . . . .aW. 10-5
3-23-1966 . . . .aL 1-14
3-24-1966 . . . .aL 0-2

Rome
(0-1)
H: 0-1, A: 0-0, N: 0-0
5-26-1900 . . . .hL (10) 4-5

Rutgers
(47-11)
H: 47-11, A: 0-0, N: 0-0
3-4-1988 . . . . .hL 7-10
3-5-1988 . . . . .hW. 12-4
3-6-1988 . . . . .hL 7-9
3-3-1989 . . . . .hL 3-9
3-4-1989 . . . . .hW (6) 14-4
3-5-1989 . . . . .hW. 4-3
3-3-1990 . . . . .hW (7) 3-1
3-3-1990 . . . . .hW (7) 2-1
3-4-1990 . . . . .hW. 12-2
3-8-1991 . . . . .hL 7-13
3-9-1991 . . . . .hW. 13-1
3-10-1991 . . . .hW. 11-5
2-28-1992 . . . .hW. 11-1
2-29-1992 . . . .hW. 15-3
3-1-1992 . . . . .hW. 8-1
3-5-1994 . . . . .hL (8) 1-2
3-5-1994 . . . . .hW (7) 17-7
3-6-1994 . . . . .hW. 13-2
3-1-1996 . . . . .hW. 9-1
3-2-1996 . . . . .hW. 6-3
3-3-1996 . . . . .hL 4-5
3-5-1999 . . . . .hW. 12-3
3-6-1999 . . . . .hW. 19-5
3-7-1999 . . . . .hW. 6-2
3-2-2001 . . . . .hW (10) 2-1
3-3-2001 . . . . .hL 9-10
3-4-2001 . . . . .hW. 13-1
3-7-2003 . . . . .hW. 11-6
3-8-2003 . . . . .hW (10) 6-5
3-9-2003 . . . . .hW. 7-5
3-5-2004 . . . . .hW. 6-5
3-6-2004 . . . . .hL 5-7
3-7-2004 . . . . .hW. 13-6
2-25-2005 . . . .hW. 11-6
2-26-2005 . . . .hL (13) 9-10
3-3-2006 . . . . .hW. 25-8
3-4-2006 . . . . .hW. 12-2
3-5-2006 . . . . .hW. 11-4
3-2-2007 . . . . .hW. 18-12
3-3-2007 . . . . .hW. 10-8
3-4-2007 . . . . .hL 5-9
2-29-2008 . . . .hL 6-10
3-1-2008 . . . . .hW. 4-3
3-2-2008 . . . . .hW. 6-0
2-28-2009 . . . .hW. 6-4
2-28-2009 . . . .hW. 13-4
3-5-2010 . . . . .hW. 5-0
3-6-2010 . . . . .hW. 19-5
3-7-2010 . . . . .hW. 9-4
3-4-2011 . . . . .hW. 10-0
3-4-2011 . . . . .hW. 9-5
3-6-2011 . . . . .hW. 14-3
3-2-2012 . . . . .hW. 16-2
3-3-2012 . . . . .hW. 9-4
3-4-2012 . . . . .hW. 6-3
3-1-2013 . . . . .hW. 13-1
3-2-2013 . . . . .hW. 11-2
3-3-2013 . . . . .hW. 12-0

Sacramento State
(2-0)
H: 0-0, A: 0-0, N: 2-0
3-23-1986 . . . .18W (12) . . . 4-3
3-26-1986 . . . .18W. 8-1

St. Francis
(1-0)
H: 1-0, A: 0-0, N: 0-0
3-7-1979 . . . . .hW. 12-3

St. John's
(6-3)
H: 5-2, A: 0-0, N: 1-1
5-23-1991 . . . .17L*. 4-5
5-25-1991 . . . .17W*. 5-4
2-25-2011 . . . .hW. 13-0
2-26-2011 . . . .hW. 5-0
2-27-2011 . . . .hL 3-13
2-23-2013 . . . .hW. 3-2
2-23-2013 . . . .hL 7-9
2-24-2013 . . . .hW. 10-1
2-13-2015 . . . .hW. 17-3

Saint Louis
(2-0)
H: 0-0, A: 0-0, N: 2-0
5-13-1977 . . . .13W+ 3-2
5-12-1978 . . . .10W+ 8-5

Samford
(5-0)
H: 5-0, A: 0-0, N: 0-0
2-13-1987 . . . .hW. 12-1
2-14-1987 . . . .hW. 19-0
3-1-1988 . . . . .hW. 16-1
3-2-1988 . . . . .hW. 13-2
4-29-1992 . . . .hW. 8-3

San Diego
(1-0)
H: 0-0, A: 0-0, N: 1-0
2-26-1994 . . . .31W (11) . . . 5-4

Santa Clara
(2-0)
H: 0-0, A: 0-0, N: 2-0
3-25-1986 . . . .18W. 19-11
3-27-1986 . . . .18W. 6-1

Savannah State
(4-0)
H: 4-0, A: 0-0, N: 0-0
2-18-2004 . . . .hW. 13-4
5-10-2011 . . . .hW. 11-3
4-16-2013 . . . .hW. 14-1
4-9-2014 . . . . .hW. 12-1

Sewanee
(22-4)
H: 15-4, A: 7-0, N: 0-0
6-9-1900 . . . . .hL 0-1
5-29-1903 . . . .hW. 9-0
5-30-1903 . . . .hW. 13-0
5-23-1904 . . . .aW. 3-0
5-24-1904 . . . .aW. 6-2
5-25-1904 . . . .aW. 12-0
6-1-1905 . . . . .hW. 8-0
6-2-1905 . . . . .hL 4-9
6-3-1905 . . . . .hW. 4-2
4-19-1907 . . . .hL 3-6
4-20-1907 . . . .hW. 5-3
4-21-1907 . . . .hW (8) 7-4
4-24-1908 . . . .hW. 7-0
4-25-1908 . . . .hW (11) 2-1
4-25-1908 . . . .hL (7) 2-3
5-14-1909 . . . .hW. 7-1
5-15-1909 . . . .hW (7) 7-0
5-15-1909 . . . .hW (7) 4-0
4-24-1912 . . . .aW. 4-3
4-25-1912 . . . .aW. 7-1
5-2-1913 . . . . .hW. 13-0
5-3-1913 . . . . .hW. 5-1
4-26-1916 . . . .aW. 3-1
4-27-1916 . . . .aW. 3-2
4-20-1917 . . . .hW. 5-0
4-21-1917 . . . .hW. 4-1

Shorter
(2-4)
H: 2-4, A: 0-0, N: 0-0
5-9-1975 . . . . .hL 3-10
3-21-1978 . . . .hL 3-12
3-4-1980 . . . . .hL 3-17
4-30-1981 . . . .hL 1-15
4-13-1984 . . . .hW. 15-13
4-27-1986 . . . .hW. 10-1

SERIES HISTORY

Siena
(2-0)
H: 2-0, A: 0-0, N: 0-0
3-19-1994 ....hW..... 26-1
3-20-1994 ....hW..... 11-1

Sienna Heights
(1-0)
H: 1-0, A: 0-0, N: 0-0
3-29-1982 ....hW..... 16-4

Slippery Rock
(1-0)
H: 1-0, A: 0-0, N: 0-0
3-5-1977 .....hW..... 7-1

South Alabama
(5-2)
H: 5-2, A: 0-0, N: 0-0
5-5-1984 .....hL..... 4-12
5-6-1984 .....hL..... 6-16
5-3-1985 .....hW..... 9-6
5-4-1985 .....hW..... 9-1
5-3-1986 .....hW..... 4-3
5-4-1986 .....hW..... 7-4
5-7-1987 .....hW..... 11-5

South Carolina
(16-34-1)
H: 11-17, A: 3-14-1, N: 2-3
5-11-1928 ....hW..... 4-0
5-12-1928 ....hW..... 3-2
5-2-1929 .....hL..... 3-17
4-11-1930 ....aW..... 2-1
4-12-1930 ....aL..... 4-5
4-2-1931 .....hL..... 1-11
4-3-1931 .....hL..... 3-4
4-22-1938 ....hW..... 7-2
4-23-1938 ....hL..... 2-3
4-21-1939 ....aL..... 7-9
4-22-1939 ....aW..... 12-4
5-12-1972 ....hW..... 5-4
5-11-1973 ....aT (5)..... 2-2
5-12-1973 ....aL..... 3-11
5-13-1973 ....aL..... 0-2
4-13-1974 ....aL..... 2-4
4-13-1974 ....aL..... 1-4
5-11-1974 ....hL..... 3-6
5-11-1974 ....hL..... 1-12
5-20-1975 ....hL..... 0-6
5-20-1975 ....hL..... 1-20
4-27-1976 ....aL..... 3-6
4-27-1976 ....aL..... 0-8
5-6-1977 .....hL (12)..... 2-8
5-7-1977 .....hL..... 8-9
4-27-1978 ....aL (7)..... 3-6
4-27-1978 ....aL (7)..... 3-9
3-28-1979 ....hL..... 4-21
3-1-1982 .....hL..... 8-9
3-12-1983 ....hW..... 11-3
3-26-1984 ....aW..... 10-3
3-2-1985 .....hW..... 5-2
3-1-1986 .....hL..... 4-14
3-2-1986 .....hL (10)... 14-15
5-27-1988 ....19W*..... 7-6
5-29-1988 ....19L*..... 0-5
3-27-1989 ....aL..... 3-5
5-8-1989 .....hW..... 8-7
4-17-1990 ....aL..... 0-1
4-18-1990 ....aL..... 5-10
5-10-1990 ....hL (7)..... 4-7
5-10-1990 ....hW (7)..... 11-1
4-2-1991 .....aL..... 3-4
4-23-1991 ....hL..... 4-7
5-29-1993 ....hW*..... 12-0
2-23-2002 ....43L..... 3-8
6-14-2002 ....33W$..... 11-0
6-18-2002 ....33L$..... 5-9
6-4-2005 .....hW*..... 10-2
6-5-2005 .....hL*..... 3-8
6-6-2005 .....hW*..... 5-0

Southern Mississippi
(2-2)
H: 2-2, A: 0-0, N: 0-0
5-30-2009 ....hL*..... 7-10
5-31-2009 ....hW*..... 10-3
6-1-2009 .....hL*..... 8-12
6-4-2011 .....hW*..... 6-2

USC Aiken
(3-2)
H: 3-2, A: 0-0, N: 0-0
4-24-1976 ....hL..... 1-3
4-16-1977 ....hW..... 6-5
4-26-1985 ....hW..... 8-7
4-27-1985 ....hL..... 10-11
4-25-1986 ....hW..... 8-7

USF
(11-2)
H: 6-2, A: 5-0, N: 0-0
2-20-1988 ....aW..... 8-2
2-21-1988 ....aW..... 16-8
3-11-1989 ....hL..... 2-7
3-11-1989 ....hW..... 11-3
5-5-2006 .....hW..... 9-3
5-6-2006 .....hW..... 7-2
5-6-2006 .....hW..... 4-3
5-5-2007 .....aW..... 11-3
5-6-2007 .....aW..... 12-2
5-7-2007 .....aW..... 15-7
5-15-2014 ....hL..... 0-8
5-16-2014 ....hW..... 3-0
5-17-2014 ....hW..... 12-5

S.E. Missouri State
(4-0)
H: 3-0, A: 0-0, N: 1-0
4-10-1998 ....hW..... 13-2
4-11-1998 ....hW..... 14-4
4-11-1998 ....hW..... 6-5
5-22-1998 ....32W*..... 14-5

Southern
(2-0)
H: 2-0, A: 0-0, N: 0-0
3-1-1984 .....hW..... 13-3
3-2-1984 .....hW..... 9-3

Southern California
(0-4)
H: 0-2, A: 0-0, N: 0-2
3-3-2000 .....31L..... 2-9
6-2-2000 .....hL*..... 2-7
6-3-2000 .....hL*..... 3-6
2-27-2004 ....31L..... 2-9

Stetson
(22-10-1)
H: 9-6, A: 13-4-1, N: 0-0
4-9-1917 .....hW..... 4-0
4-10-1917 ....hW (10)..... 4-3
3-19-1951 ....aW..... 18-7
3-23-1953 ....aL..... 3-6
3-24-1953 ....aW..... 7-3
3-22-1954 ....aW..... 14-6
3-23-1954 ....aT..... 4-4
3-21-1955 ....aW..... 10-0
3-22-1955 ....aW..... 7-4
3-19-1956 ....aW..... 16-8
3-20-1956 ....aW..... 1-0
3-18-1957 ....aW..... 9-2
3-19-1957 ....aW..... 9-3
3-17-1958 ....aL..... 3-5
3-18-1958 ....aW..... 14-4
3-21-1960 ....aW..... 12-3
3-22-1960 ....aW..... 9-8
3-20-1961 ....aL..... 1-4
3-21-1961 ....aL..... 2-10
3-27-1965 ....aW..... 11-1
5-5-1969 .....hL (10)..... 4-5
5-6-1969 .....hL..... 2-6
4-9-1973 .....hW..... 10-3
4-10-1973 ....hW..... 4-2
4-19-1974 ....hL..... 3-7
4-20-1974 ....hW..... 18-5
4-1-1978 .....hL..... 4-5
3-4-1997 .....hW (10)..... 9-5
3-4-1998 .....hL..... 0-8
5-27-2000 ....hW*..... 24-1
5-28-2000 ....hW*..... 16-11
5-30-2003 ....hL*..... 4-5
6-3-2006 .....hW*..... 7-5

Stone Mountain Prep
(0-1)
H: 0-1, A: 0-0, N: 0-0
3-27-1909 ....hL#..... 0-3

Tennessee
(45-33)
H: 29-17, A: 15-16, N: 1-0
4-17-1902 ....aL..... 4-14
4-18-1902 ....aW..... 14-12
4-19-1902 ....aL..... 4-13
5-15-1902 ....hW..... 7-2
5-16-1902 ....hL..... 0-4
5-17-1902 ....hL..... 2-4
4-30-1903 ....aL (7)..... 1-12
5-1-1903 .....aW..... 4-2
5-2-1903 .....aL..... 5-6
5-22-1903 ....hW..... 9-8
5-23-1903 ....hL..... 5-14
5-4-1906 .....aW..... 3-2
4-17-1908 ....aW..... 10-8
4-18-1908 ....aL (7)..... 2-3
4-19-1908 ....aL (7)..... 2-6
4-3-1915 .....hL..... 4-5
5-20-1921 ....hW..... 4-1
5-21-1921 ....hW..... 4-3
4-21-1922 ....aL (5)..... 4-7
4-22-1922 ....aW..... 8-4
5-5-1922 .....hW..... 4-1
5-6-1922 .....hW..... 9-5
5-2-1928 .....hW..... 1-0
5-3-1928 .....hW..... 5-4
4-8-1940 .....hL..... 5-9
4-9-1940 .....hW..... 8-0
4-4-1941 .....hW..... 9-4
4-5-1941 .....hW..... 16-6
4-14-1948 ....hW..... 9-1
4-15-1948 ....hW..... 9-7
4-23-1948 ....aW..... 14-8
4-24-1948 ....aL..... 4-8
4-13-1949 ....hW..... 9-4
4-14-1949 ....hW..... 19-16
4-20-1949 ....aW..... 5-3
4-21-1949 ....aL..... 8-9
4-12-1950 ....hW..... 6-3
4-13-1950 ....hL..... 5-17
4-26-1950 ....aL..... 3-4
4-27-1950 ....aL..... 8-17
4-4-1951 .....hL..... 11-15
4-5-1951 .....hL..... 11-12
4-13-1951 ....aL..... 1-2
4-11-1952 ....aL..... 6-7
4-12-1952 ....aL..... 4-5
4-16-1952 ....hL..... 1-12
4-17-1952 ....hW..... 9-5
4-6-1953 .....hW..... 5-2
4-7-1953 .....hL..... 0-3
4-29-1953 ....aW..... 4-2
4-20-1956 ....hW..... 9-4
4-21-1956 ....hL..... 1-3
4-21-1956 ....hW..... 5-4
4-19-1957 ....aW..... 14-0
4-20-1957 ....aW..... 7-2
4-20-1957 ....aW..... 12-7
3-28-1958 ....hW (11)..... 5-4
3-29-1958 ....hW..... 7-2
3-29-1958 ....hW..... 11-5
4-11-1960 ....hW..... 17-6
4-12-1960 ....hW..... 6-1
4-26-1961 ....aW..... 12-7
4-27-1961 ....aW..... 8-1
4-4-1962 .....hW..... 9-4
4-5-1962 .....hW..... 5-4
4-26-1963 ....aW..... 4-2
4-27-1963 ....aW..... 7-6
4-29-1964 ....hW..... 4-3
4-30-1964 ....hL..... 3-4
4-3-1968 .....hL..... 9-20
4-4-1968 .....hL..... 4-5
5-17-1968 ....aL..... 1-6
3-24-1971 ....hW..... 6-3
3-22-1982 ....hL..... 3-9
5-26-1995 ....aL*..... 4-6
6-10-2005 ....hL*..... 2-3
6-11-2005 ....hL*..... 3-13
2-24-2006 ....43W..... 8-5

Tennessee Tech
(8-1)
H: 7-1, A: 0-0, N: 1-0
5-5-1985 .....hW (7)..... 10-0
5-5-1985 .....hW (7)..... 8-0
5-3-1989 .....hL (11)..... 6-7
4-30-1990 ....hW..... 18-3
3-16-1991 ....hW..... 15-6
5-22-1997 ....38W*..... 5-0
2-15-2002 ....hW..... 12-3
2-16-2002 ....hW..... 21-0
2-17-2002 ....hW..... 17-3

Tennessee Temple
(7-1)
H: 7-1, A: 0-0, N: 0-0
5-4-1977 .....hW..... 11-7
4-21-1979 ....hW..... 13-12
5-2-1980 .....hL..... 5-9
5-5-1981 .....hW..... 19-10
5-8-1982 .....hW..... 13-2
4-12-1983 ....hW..... 12-3
4-12-1984 ....hW..... 24-5
3-1-1985 .....hW..... 20-0

Texas A&M
(1-1)
H: 0-0, A: 0-0, N: 1-1
5-22-1992 ....27W* (10)... 3-2
5-23-1992 ....27L*..... 5-7

TCU
(1-1)
H: 0-0, A: 0-0, N: 1-1
2-26-1988 ....23W..... 8-4
2-28-1988 ....23L..... 4-6

Texas Tech
(2-1)
H: 2-0, A: 0-0, N: 0-1
2-10-1996 ....30L..... 4-8
6-5-2004 .....hW*..... 9-3
6-6-2004 .....hW*..... 5-3

Troy
(0-2)
Formerly: Troy State
H: 0-2, A: 0-0, N: 0-0
4-3-1976 .....hL..... 5-10
4-15-1978 ....hL (11)..... 4-5

Tulane
(4-1)
H: 2-1, A: 0-0, N: 2-0
4-4-1969 .....hL..... 4-6
4-13-1973 ....hW..... 7-1
4-14-1973 ....hW..... 3-2
2-23-1992 ....29W..... 10-2
5-25-1996 ....28W*..... 7-4

USSR National Team
(1-0)
H: 1-0, A: 0-0, N: 0-0
4-20-1989 ....hW# (7)... 13-1

Utah
(2-0)
H: 0-0, A: 0-0, N: 2-0
2-23-1995 ....23W..... 10-2
2-26-1995 ....23W..... 20-5

Valdosta State
(1-4)
H: 0-0, A: 1-4, N: 0-0
3-21-1966 ....aL..... 1-6
3-22-1966 ....aL (7)..... 2-4
3-22-1966 ....aL (7)..... 2-4
3-24-1967 ....aW..... 9-2
3-25-1967 ....aL..... 4-9

Vanderbilt
(59-36-1)
H: 39-15-1, A: 20-21, N: 0-0
4-5-1901 .....hL..... 5-6
4-6-1901 .....hW..... 8-0
5-9-1903 .....hL..... 2-7
5-9-1903 .....hL..... 2-4
5-19-1904 ....aL..... 1-3
5-20-1904 ....aW..... 3-1
5-21-1904 ....aL..... 2-5
4-12-1906 ....hW..... 5-1
4-13-1906 ....hW..... 5-4
4-14-1906 ....hW..... 2-1
4-25-1907 ....aL..... 0-6
4-26-1907 ....aL..... 5-6
4-27-1907 ....aW..... 3-2
4-2-1909 .....hT (10)..... 2-2
4-3-1909 .....hL..... 1-6
4-3-1909 .....hW..... 5-3
4-22-1910 ....hL..... 3-4
4-23-1910 ....hW (10)..... 3-2
4-19-1912 ....hW..... 6-2
4-26-1912 ....aL..... 0-2
4-27-1912 ....aL..... 1-2
4-17-1914 ....hL..... 3-11
4-18-1914 ....hW..... 18-6
4-21-1915 ....aW..... 7-2
4-24-1915 ....hW (11)..... 4-3
4-28-1916 ....aL..... 3-4
4-29-1916 ....aW..... 5-2
5-1-1916 .....hW..... 6-1
5-2-1916 .....hW..... 4-2
4-27-1918 ....hW..... 4-1
5-7-1920 .....hW..... 5-4
5-8-1920 .....hW..... 4-2
5-1-1925 .....aL..... 1-2
5-2-1925 .....aW..... 9-5
4-23-1926 ....hW..... 13-3
4-24-1926 ....hW..... 10-6
4-25-1927 ....aL..... 2-7
4-26-1927 ....aW..... 10-3
5-4-1928 .....hW..... 9-4
5-5-1928 .....hW..... 10-8
5-10-1929 ....aL..... 0-3
5-11-1929 ....aL..... 1-6
5-2-1930 .....hW..... 10-5
5-3-1930 .....hL (8)..... 1-6
4-16-1934 ....aW..... 9-7
4-17-1934 ....aW..... 5-3
5-18-1934 ....hW..... 3-2
5-19-1934 ....hL..... 5-6
4-15-1938 ....hW..... 7-2
4-16-1938 ....hW..... 4-0
5-6-1938 .....aL..... 3-8
4-17-1939 ....aL..... 3-12
4-18-1939 ....aW..... 7-3
4-28-1939 ....hL..... 4-10
4-26-1940 ....hW..... 6-0
4-27-1940 ....hW..... 7-5
4-9-1941 .....aW..... 8-7
4-10-1941 ....aW..... 11-4
4-25-1941 ....hW..... 7-5
4-26-1941 ....hL..... 4-7
4-17-1942 ....hW..... 8-1
4-18-1942 ....hW..... 6-4
4-24-1942 ....aW..... 10-7
4-25-1942 ....aL..... 7-10
4-16-1943 ....aL (6)..... 1-2
4-17-1943 ....aL (11)..... 2-3
4-30-1943 ....hW..... 8-0
5-1-1943 .....hL..... 2-8
5-9-1947 .....aL..... 8-10
5-10-1947 ....aW..... 6-5
5-23-1947 ....hW..... 8-5
5-24-1947 ....hL..... 5-10
4-2-1948 .....hW..... 8-6
4-3-1948 .....hW..... 8-6
3-31-1950 ....hL..... 3-5
4-1-1950 .....hW..... 13-9
4-21-1950 ....aW..... 23-2
4-22-1950 ....aL..... 3-11
4-20-1951 ....hW..... 14-11
4-21-1951 ....hW..... 22-8
4-21-1952 ....hW..... 14-4
4-22-1952 ....hL..... 8-12
4-23-1954 ....aL..... 1-2
4-24-1954 ....aW..... 8-4
3-31-1959 ....hW..... 11-3
4-25-1960 ....aW..... 14-4
3-27-1961 ....hW..... 8-5
4-27-1962 ....aW..... 12-1
4-28-1962 ....aW..... 11-9
4-5-1963 .....hL..... 8-9
4-24-1964 ....aL..... 0-1
4-25-1964 ....aW..... 2-1
6-3-2006 .....hW*..... 7-3
6-4-2006 .....hW*..... 8-4
6-2-2013 .....aW*..... 5-0
6-3-2013 .....aL*..... 1-7

Villanova
(3-1)
H: 3-0, A: 0-0, N: 0-1
5-27-1989 ....27L+ (10) 16-18
2-20-2004 ....hW..... 5-1
2-21-2004 ....hW..... 19-1
2-22-2004 ....hW..... 4-1

Virginia
(71-51-2)
H: 38-16-2, A: 26-30, N: 7-5
4-28-1924 ....aL..... 4-8
4-29-1924 ....aW..... 3-1
5-6-1924 .....hL (11)..... 4-7
5-7-1924 .....hW..... 2-1
4-30-1926 ....aL..... 6-7
5-1-1926 .....aW..... 7-6
4-2-1973 .....hL..... 4-6
4-3-1973 .....hT..... 11-11
3-4-1974 .....hL..... 6-14
3-5-1974 .....hW..... 4-2
3-6-1974 .....hW..... 8-3
3-7-1976 .....hL..... 7-9
3-7-1976 .....hW..... 3-2
4-19-1980 ....hL..... 4-5
4-20-1980 ....hL..... 8-10
4-16-1981 ....aL..... 1-11
4-17-1981 ....aL..... 8-10
4-23-1981 ....14W+..... 5-2
4-16-1982 ....hW (7)..... 5-4
4-16-1982 ....hW (7)..... 12-2
3-22-1983 ....aW..... 19-8
3-23-1983 ....aL..... 2-15
4-21-1983 ....14L+..... 1-8
3-9-1984 .....hW..... 7-2
3-10-1984 ....hL..... 1-13
3-30-1985 ....aW..... 8-4
3-31-1985 ....aL..... 4-9
3-8-1986 .....hW..... 9-7
3-9-1986 .....hW..... 18-4
3-12-1987 ....hW..... 18-2
3-28-1987 ....aL..... 2-3
3-29-1987 ....aL..... 3-19
3-19-1988 ....hW (10)... 11-10
3-20-1988 ....hL..... 9-12
3-27-1988 ....aW..... 13-2
5-14-1988 ....21W+..... 5-4
3-10-1989 ....hW..... 18-0
4-16-1989 ....aW (7)..... 3-2
4-16-1989 ....aW (7)..... 6-2
5-13-1989 ....21W+..... 3-0
3-9-1990 .....hW..... 17-6
3-10-1990 ....hW..... 9-4
3-11-1990 ....hW..... 13-6
3-25-1991 ....aL..... 5-6
3-26-1991 ....aW..... 11-1
3-27-1991 ....aW..... 13-0
5-13-1991 ....21W+..... 9-3
3-13-1992 ....hW (7)..... 4-3
3-13-1992 ....hW (7)..... 10-4
3-14-1992 ....hW (10)..... 5-4
3-26-1993 ....aW (10)..... 6-3
3-28-1993 ....aL (7)..... 2-3
3-28-1993 ....aW (7)..... 7-5
3-11-1994 ....hW..... 4-1
3-12-1994 ....hW..... 6-2
3-13-1994 ....hW..... 7-6
4-21-1995 ....aL..... 1-2
4-22-1995 ....aW..... 18-13
4-23-1995 ....aL..... 1-4
5-18-1995 ....21W+..... 3-2
3-16-1996 ....hW..... 7-6
3-16-1996 ....hW..... 5-4
3-17-1996 ....hW..... 13-5
5-18-1996 ....34L+..... 4-8
4-11-1997 ....aW..... 8-2
4-13-1997 ....aW (7)..... 4-2
4-13-1997 ....aL (7)..... 8-10
3-6-1998 .....hW..... 5-3
3-7-1998 .....hW..... 27-4
4-2-1999 .....aL (14)..... 6-7
4-3-1999 .....aW..... 7-6
4-4-1999 .....aL..... 5-6
4-14-2000 ....hW..... 8-4
4-15-2000 ....hW..... 5-1
4-16-2000 ....hW..... 12-6
3-30-2001 ....aL..... 1-3
3-31-2001 ....aW..... 10-3
4-1-2001 .....aW..... 13-9
4-26-2002 ....hL..... 1-5
4-27-2002 ....hW (12)..... 3-2
4-28-2002 ....hW..... 9-3
5-9-2003 .....aW..... 7-0
5-10-2003 ....aW..... 5-2
5-11-2003 ....aW..... 1-0
3-12-2004 ....hL..... 3-4
3-13-2004 ....hL..... 1-2
3-14-2004 ....hL (10)..... 5-8
4-22-2005 ....aL..... 2-4
4-23-2005 ....aL..... 2-9
4-24-2005 ....aL..... 1-2
5-28-2005 ....48W+..... 4-3
3-10-2006 ....hW..... 8-2
3-11-2006 ....hW..... 7-6
3-12-2006 ....hL..... 3-6
4-13-2007 ....aW (11)..... 2-1
4-14-2007 ....aL..... 6-7
5-24-2007 ....47L+..... 1-4
5-15-2008 ....aL..... 2-4
5-16-2008 ....aW..... 14-8
5-17-2008 ....aW..... 9-7
4-11-2009 ....hW..... 7-6
4-11-2009 ....hL..... 10-11
4-12-2009 ....hT..... 4-4
4-9-2010 .....aL..... 4-7
4-10-2010 ....aW..... 9-7
4-11-2010 ....aL..... 1-9
4-8-2011 .....aL..... 2-6
4-9-2011 .....aL..... 9-12
4-10-2011 ....aW..... 10-8
5-11-2012 ....aL..... 5-6
5-12-2012 ....aL..... 2-4
5-13-2012 ....aW (13)..... 5-4
5-25-2012 ....50W (7)... 17-6
4-12-2013 ....hW..... 2-1
4-13-2013 ....hL..... 2-7
4-14-2013 ....hW (6)..... 3-2
5-23-2013 ....35L+..... 2-8
5-9-2014 .....aL..... 3-4
5-10-2014 ....aL (11)..... 3-4
5-11-2014 ....aL..... 1-3
4-10-2015 ....hL..... 4-14
4-11-2015 ....hW..... 11-4
4-12-2015 ....hW..... 4-3
5-19-2015 ....34L+..... 0-11

VCU
(4-1)
H: 1-1, A: 0-0, N: 3-0
3-11-1980 ....hW..... 7-3
5-25-1988 ....19W*..... 9-6
2-24-2002 ....43W..... 8-2
2-25-2006 ....43W..... 8-2
2-16-2014 ....hL..... 3-5

RECORDS

SERIES HISTORY

Virginia Tech
(26-15)
H: 16-8, A: 10-5, N: 0-2
5-3-1980 . . . .hL (10) . . . 11-12
5-12-1981 . . . .hL 3-4
5-10-1983 . . . .hW. 18-8
3-14-1997 . . . .hW. 7-3
3-15-1997 . . . .hW. 9-8
3-16-1997 . . . .hW. 20-13
5-13-2005 . . . .hW. 10-0
5-14-2005 . . . .hW. 27-2
5-15-2005 . . . .hW. 11-1
4-7-2006 . . . .aL 6-8
4-9-2006 . . . .aW. 17-11
4-9-2006 . . . .aW. 5-3
3-9-2007 . . . .hL 3-5
3-10-2007 . . . .hW. 19-4
3-11-2007 . . . .hL 4-5
3-7-2008 . . . .hW. 14-1
3-8-2008 . . . .hW. 6-4
3-9-2008 . . . .hW. 2-1
3-20-2009 . . . .aW. 10-9
3-21-2009 . . . .aL 5-9
3-22-2009 . . . .aW. 18-8
4-23-2010 . . . .hL. 1-3
4-24-2010 . . . .hL 3-10
4-25-2010 . . . .hW. 14-12
5-27-2010 . . . .50L+. 2-6
5-19-2011 . . . .aW. 11-4
5-20-2011 . . . .aL 5-7
5-21-2011 . . . .aW. 5-3
3-16-2012 . . . .hW. 12-3
3-17-2012 . . . .hL 9-12
3-18-2012 . . . .hW. 9-1
3-8-2013 . . . .aW. 11-1
3-9-2013 . . . .aW. 14-9
3-10-2013 . . . .aL 2-6
5-24-2013 . . . .34L+. 2-3
5-2-2014 . . . .hW (11) 7-6
5-3-2014 . . . .hW. 3-1
5-4-2014 . . . .hL 6-7
4-3-2015 . . . .aW. 11-5
4-4-2015 . . . .aL 8-9
4-5-2015 . . . .aW. 7-6

Wake Forest
(72-40-1)
H: 43-16, A: 20-20-1, N: 9-4
4-9-1898 . . . .hL 2-12
4-6-1899 . . . .hL 2-9
4-25-1900 . . . .hW. 3-0
5-1-1901 . . . .hW. 23-12
4-23-1903 . . . .hL 5-9
4-28-1913 . . . .hL 2-7
3-29-1957 . . . .hW. 6-4
3-30-1957 . . . .hL 7-8
3-31-1971 . . . .hW. 11-0
4-5-1972 . . . .hL 6-7
4-6-1972 . . . .hW. 8-5
3-15-1980 . . . .hL 4-9
3-28-1981 . . . .aL 6-7
4-4-1981 . . . .hW. 21-20
3-13-1982 . . . .hL 3-4
4-11-1982 . . . .aL 7-12
4-23-1982 . . . .14L+. 6-8
3-27-1983 . . . .hW. 8-5
4-2-1983 . . . .aL 6-10
3-25-1984 . . . .aW. 11-4
4-15-1984 . . . .hW. 6-4
4-19-1984 . . . .15W+ (12) . . 4-3
3-16-1985 . . . .hW. 6-4
3-27-1985 . . . .aT 9-9
4-18-1985 . . . .hW+ 15-11
3-15-1986 . . . .hW. 8-2
4-14-1986 . . . .aL 2-14
4-12-1987 . . . .aW. 13-9
4-18-1987 . . . .hW (11) 9-8
4-19-1987 . . . .hW. 19-5
5-15-1987 . . . .21W+ 5-3
4-8-1988 . . . .aW (11) 8-6
4-9-1988 . . . .aW. 8-5
4-15-1988 . . . .hW. 9-2
5-11-1988 . . . .21W+ 4-3
4-7-1989 . . . .hW (7) 4-3
4-7-1989 . . . .hW (7) 12-3
5-15-1989 . . . .21L*. 3-5
5-4-1990 . . . .aL 5-11
5-5-1990 . . . .aL (7) 3-8
5-6-1990 . . . .aL (8) 2-3
5-12-1990 . . . .21W+ 3-1
5-2-1991 . . . .hW. 15-6
5-3-1991 . . . .hW. 18-12
5-1-1992 . . . .aL 6-7
5-2-1992 . . . .aW. 13-5
5-3-1992 . . . .aW (10) 9-8
4-29-1993 . . . .hW. 13-8
4-30-1993 . . . .hW. 8-4
5-1-1993 . . . .hW. 10-8
4-22-1994 . . . .aL 1-2
4-23-1994 . . . .aW. 7-5
4-24-1994 . . . .aL 2-14
5-19-1994 . . . .21W+ 6-0
4-14-1995 . . . .hW. 12-10
4-15-1995 . . . .hW. 13-11
4-16-1995 . . . .hW. 9-2
4-12-1996 . . . .aL 2-4
4-13-1996 . . . .aW. 13-2
4-14-1996 . . . .aL 1-7
3-21-1997 . . . .hW. 14-3
3-22-1997 . . . .hW. 10-7
3-23-1997 . . . .hW. 8-7
3-22-1998 . . . .aW. 5-1
3-23-1998 . . . .aW. 9-5
3-23-1998 . . . .aL 0-7
5-15-1998 . . . .34L+. 1-2
4-16-1999 . . . .hL 1-22
4-17-1999 . . . .hL 3-12
4-18-1999 . . . .hW. 8-6
5-12-2000 . . . .aW. 10-8
5-13-2000 . . . .aW. 20-10
5-14-2000 . . . .aL 5-9
5-18-2000 . . . .40W+ 6-3
4-13-2001 . . . .hW. 18-11
4-14-2001 . . . .hL 10-14
4-15-2001 . . . .hL 4-14
5-18-2001 . . . .40L+. 3-4
3-15-2002 . . . .aL 9-10
3-16-2002 . . . .aL 5-11
4-18-2003 . . . .hW. 2-0
4-19-2003 . . . .hW. 10-4
4-20-2003 . . . .hW. 5-3
5-22-2003 . . . .44W+ 9-8
3-19-2004 . . . .aW (10) 9-8
3-20-2004 . . . .aL 4-8
3-21-2004 . . . .aW. 9-2
3-11-2005 . . . .hW. 15-5
3-12-2005 . . . .hW. 16-14
3-13-2005 . . . .hW. 16-5
5-25-2005 . . . .47W+ 9-8
4-25-2008 . . . .hW. 12-1
4-26-2008 . . . .hW. 14-6
4-27-2008 . . . .hL 5-7
4-17-2009 . . . .aW. 13-2
4-18-2009 . . . .aW. 8-1
4-19-2009 . . . .aW. 6-0
3-12-2010 . . . .hW. 9-1
3-13-2010 . . . .hW. 15-8
3-14-2010 . . . .hW. 6-5
4-15-2011 . . . .aW. 5-1
4-16-2011 . . . .aL 4-6
4-17-2011 . . . .aW(12) 6-5
4-13-2012 . . . .aL 2-4
4-14-2012 . . . .aW. 8-7
4-15-2012 . . . .aL 3-11
3-29-2013 . . . .hW. 5-1
3-30-2013 . . . .hW. 8-1
3-30-2013 . . . .hL 6-8
3-7-2014 . . . .hL 2-9
3-8-2014 . . . .hL 8-12
3-9-2014 . . . .hW. 5-1
5-20-2014 . . . .50W+ 5-3

Waseda [Japan]
(1-1)
H: 0-0, A: 0-0, N: 1-1
3-23-1986 . . . .18W#. 9-1
3-28-1986 . . . .18L# 3-8

Washington
(4-7)
H: 1-2, A: 0-0, N: 3-5
5-29-1994 . . . .32W*. 6-2
5-30-1994 . . . .32L* (14) . . 9-12
5-30-1994 . . . .32W*. 18-7
2-24-1995 . . . .23W. 19-8
2-25-1995 . . . .23L 10-15
5-24-1997 . . . .38L*. 4-8
4-16-2004 . . . .hW. 8-4
4-17-2004 . . . .hL 3-7
4-18-2004 . . . .hL 2-16
5-31-2014 . . . .53L*. 0-8
6-1-2014 . . . .53L*. 2-4

Washington & Lee
(7-3)
H: 4-2, A: 3-1, N: 0-0
4-29-1921 . . . .aW. 2-0
4-30-1921 . . . .aW (12) 6-3
5-13-1921 . . . .hW. 4-1
5-14-1921 . . . .hW. 8-4
4-28-1922 . . . .aL 5-6
4-29-1922 . . . .aW (10) 4-3
5-12-1922 . . . .hL 2-3
5-13-1922 . . . .hW. 3-0
3-28-1927 . . . .hW. 6-3
3-29-1927 . . . .hL 0-2

Washington Senators
(0-1)
H: 0-0, A: 0-0, N: 0-1
3-11-1911 . . . .2L# 1-7

West Georgia
(11-9)
H: 10-6, A: 1-2, N: 0-1
5-10-1966 . . . .hL 2-4
5-13-1967 . . . .hL (7) 0-5
5-13-1967 . . . .hW (7) 5-3
3-11-1974 . . . .hW. 15-9
5-2-1974 . . . .hL 12-13
3-28-1975 . . . .aL 2-3
4-8-1976 . . . .hL 2-15
5-13-1976 . . . .24L 5-9
4-18-1977 . . . .hL 2-6
4-26-1977 . . . .aW. 11-2
4-22-1978 . . . .hW. 8-2
4-23-1979 . . . .hW. 13-9
4-24-1979 . . . .aL 6-7
5-9-1981 . . . .hW. 17-0
5-10-1982 . . . .hW. 8-3
5-9-1983 . . . .hW. 16-6
5-11-1984 . . . .hL 7-9
4-8-1985 . . . .hW. 17-5
4-3-1986 . . . .hW. 11-2
4-12-1988 . . . .hW. 3-1

West Liberty
(1-0)
H: 1-0, A: 0-0, N: 0-0
4-3-1969 . . . .hW. 7-5

West Virginia
(4-0)
H: 4-0, A: 0-0, N: 0-0
3-3-1995 . . . .hW (6) 11-1
3-4-1995 . . . .hW. 8-2
2-20-1999 . . . .hW. 8-2
2-21-1999 . . . .hW. 7-6

West Virginia Wesleyan
(1-1)
H: 1-1, A: 0-0, N: 0-0
4-1-1916 . . . .hW. 7-6
4-2-1916 . . . .hL 2-3

Western Carolina
(19-16)
H: 18-15, A: 0-1, N: 1-0
4-21-1973 . . . .hW (10) 5-3
4-27-1974 . . . .hL 5-10
4-28-1974 . . . .hW. 10-6
4-26-1975 . . . .hL 5-7
4-10-1976 . . . .hW. 14-10
4-11-1976 . . . .hW. 9-0
4-30-1977 . . . .hL 5-14
3-3-1979 . . . .hL (5) 1-3
3-7-1981 . . . .hL 4-5
3-8-1981 . . . .hL 2-8
2-25-1983 . . . .hW. 14-5
2-26-1983 . . . .hW. 16-9
4-8-1986 . . . .hL 3-4
4-9-1986 . . . .hW. 13-11
5-24-1986 . . . .19W* (11). . . 8-7
3-12-1991 . . . .hL 5-10
3-13-1991 . . . .hL 5-7
3-10-1992 . . . .hW. 11-10
3-22-1993 . . . .hW. 4-1
3-23-1993 . . . .hL 3-4
3-7-1995 . . . .hW. 6-0
3-9-1995 . . . .hL 7-13
3-11-1997 . . . .hL 7-13
3-12-1997 . . . .hW. 14-0
3-23-1999 . . . .hW. 2-0
4-10-2002 . . . .hW. 2-1
3-9-2004 . . . .hW. 4-3
3-10-2004 . . . .hL 5-9
3-29-2005 . . . .hL 5-8
3-28-2006 . . . .hW. 19-5
2-27-2007 . . . .hL 7-10
3-4-2008 . . . .hW. 4-1
4-21-2009 . . . .hW. 16-7
4-22-2009 . . . .aL 9-10
3-11-2014 . . . .hW. 7-5

Western Kentucky
(5-1)
H: 5-1, A: 0-0, N: 0-0
3-6-1982 . . . .hW. 8-5
3-7-1982 . . . .hL 3-6
3-7-1986 . . . .hW. 10-8
2-15-1997 . . . .hW. 5-0
2-15-1997 . . . .hW (7) 14-2
2-16-1997 . . . .hW. 22-10

Western Michigan
(2-0)
H: 2-0, A: 0-0, N: 0-0
3-24-1974 . . . .hW. 5-3
3-6-1985 . . . .hW. 15-7

Wichita State
(1-3)
H: 0-1, A: 1-2, N: 0-0
3-19-1989 . . . .aL 2-13
3-20-1989 . . . .aL 2-7
5-29-1993 . . . .hL* (10) 4-5
5-28-1994 . . . .aW* 13-1

William & Mary
(3-0)
H: 3-0, A: 0-0, N: 0-0
3-31-1969 . . . .hW. 19-5
3-11-1988 . . . .hW. 15-4
3-8-2005 . . . .hW. 17-9

William Jewell
(7-1)
H: 7-1, A: 0-0, N: 0-0
3-30-1965 . . . .hW. 8-5
3-31-1965 . . . .hW. 1-0
4-1-1968 . . . .hL 6-8
4-7-1969 . . . .hW. 8-1
4-9-1969 . . . .hW. 2-1
4-1-1970 . . . .hW. 3-1
4-2-1970 . . . .hW. 10-8
3-20-1979 . . . .hW. 19-9

Winder
(0-1)
H: 0-0, A: 0-1, N: 0-0
4-25-1896 . . . .aL 4-5

Winthrop
(18-1)
H: 16-1, A: 2-0, N: 0-0
3-22-1992 . . . .hW. 6-5
3-29-1994 . . . .hW. 12-2
3-30-1994 . . . .hW. 17-8
3-19-1996 . . . .hW. 10-7
3-20-1996 . . . .hW. 14-1
4-8-1997 . . . .hW. 7-5
4-9-1997 . . . .hW. 15-2
3-31-1998 . . . .hW. 17-12
4-6-1999 . . . .hW. 2-1
3-8-2002 . . . .hW. 6-4
3-9-2002 . . . .hW. 7-5
3-10-2002 . . . .hW. 8-1
4-2-2003 . . . .hW. 7-5
4-20-2004 . . . .hW (13) 7-6
4-8-2005 . . . .hW. 6-1
4-9-2005 . . . .hL 9-12
4-10-2005 . . . .hW. 20-3
2-17-2012 . . . .aW. 5-0
2-18-2012 . . . .aW. 5-3

Wofford
(9-0)
H: 7-0, A: 2-0, N: 0-0
4-15-1904 . . . .hW. 8-0
4-16-1904 . . . .hW. 23-7
5-2-1906 . . . .aW. 3-1
5-26-1906 . . . .hW. 7-1
5-26-1906 . . . .hW. 7-1
5-12-1920 . . . .aW. 4-2
2-19-2002 . . . .hW. 12-1
5-16-2006 . . . .hW. 16-2
4-3-2007 . . . .hW. 11-8

Wright State
(1-1)
H: 0-0, A: 0-0, N: 1-1
3-25-1990 . . . .18L (8) 1-6
3-30-1990 . . . .18W (10) . . . 4-3

Xavier
(7-1)
H: 7-1, A: 0-0, N: 0-0
4-19-1965 . . . .hW. 6-3
3-6-1986 . . . .hW. 7-6
2-27-1998 . . . .hW. 8-2
2-28-1998 . . . .hW (10) 6-5
3-1-1998 . . . .hW. 6-2
2-26-2010 . . . .hW. 5-4
2-27-2010 . . . .hW. 15-0
2-28-2010 . . . .hL 6-7

Yale
(4-0-1)
H: 2-0, A: 0-0, N: 2-0-1
3-24-1959 . . . .8W. 4-0
3-25-1959 . . . .8T 4-4
3-27-1959 . . . .8W. 8-5
3-26-1973 . . . .hW. 2-1
3-27-1973 . . . .hW. 3-2

Youngstown State
(3-0)
H: 3-0, A: 0-0, N: 0-0
2-22-2008 . . . .hW. 14-0
2-23-2008 . . . .hW. 1-0
2-24-2008 . . . .hW. 5-1

YEAR-BY-YEAR RESULTS

Neutral Site Designations & Records

1.	Atlanta-Fulton County Stadium, Atlanta, Ga.	0-3
2.	Ponce de Leon Park, Atlanta, Ga.	4-13-1
3.	Griffin, Ga. (field unknown)	1-1
4.	Spiller's Field, Atlanta, Ga.	1-7-1
5.	Columbia, S.C. (field unknown)	2-0
6.	Montgomery, Ala. (field unknown)	3-2-1
7.	Rollins College, Winter Park, Fla.	3-3-1
8.	Miami, Fla. (field unknown)	4-1-2
9.	Sims Legion Park, Gastonia, N.C.	4-4
10.	Seminole Field, Tallahassee, Fla.	4-0
11.	Luther Williams Field, Macon, Ga.	7-4
12.	Americus, Ga. (field unknown)	2-4
13.	Nat Buring Field, Memphis, Tenn.	1-2
14.	Boshamer Stadium, Chapel Hill, N.C.	2-7
15.	Durham Athletic Park, Durham, N.C.	9-4
16.	Smith-Wills Stadium, Jackson, Miss.	0-2
17.	Dick Howser Stadium, Tallahassee, Fla.	4-3
18.	Rainbow Stadium, Honolulu, Hawaii	11-5
19.	Mark Light Stadium, Miami, Fla.	5-1
20.	Municipal Stadium, West Palm Beach, Fla.	0-5
21.	Municipal Stadium, Greenville, S.C.	19-16
22.	Tiger Field, Douglas, Ga.	1-0
23.	Barnson Field/Wilson Stadium, Las Vegas, Nev.	5-4
24.	Douglasville, Ga. (field unknown)	0-1
25.	Gainesville, Ga. (field unknown)	1-0
26.	Hubert H. Humphrey Metrodome, Minneapolis, Minn.	3-4
27.	McKethan Stadium-Perry Field, Gainesville, Fla.	5-4
28.	Alex Box Stadium, Baton Rouge, La.	3-2
29.	Louisiana Superdome, New Orleans, La.	2-1
30.	Osceola County Stadium, Kissimmee, Fla.	4-3
31.	Titan Field, Fullerton, Calif.	1-4
32.	Eck Stadium-Tyler Field, Wichita, Kan.	6-3
33.	Rosenblatt Stadium, Omaha, Neb.	4-5
34.	Durham Bulls Athletic Park, Durham, N.C.	7-10
35.	Lindsey Nelson Stadium, Knoxville, Tenn.	0-1
36.	Griffith Stadium, Charlotte, N.C.	0-2
37.	Al Lang Stadium, St. Petersburg, Fla.	3-4
38.	Dudy Noble Field, Starkville, Miss.	2-1
39.	Disney's Wide World of Sports, Lake Buena Vista, Fla.	1-5-1
40.	Knight's Stadium, Fort Mill, S.C.	7-2
41.	Reckling Park, Houston, Tex.	2-0
42.	Frank Foley Field, Athens, Ga.	2-1
43.	Coastal Federal Field, Myrtle Beach, S.C.	4-1
44.	Salem Memorial Stadium, Salem, Va.	8-3
45.	Turner Field, Atlanta, Ga.	4-9
46.	Grayson Stadium, Savannah, Ga.	2-0
47.	Ripken Stadium, Aberdeen, Md.	3-0
48.	Baseball Grounds of Jacksonville, Jacksonville, Fla.	9-6
49.	USA Baseball National Training Complex, Cary, NC	1-2
50.	NewBridge Bank Park, Greensboro, N.C.	9-3
51.	Winthrop Baseball Park, Rock Hill, S.C.	1-1
52.	Hawkins Field, Nashville, Tenn.	3-2
53.	Swayze Field, Oxford, Miss.	1-2
54.	Springs Brooks Stadium, Conway, S.C.	2-1

COACH UNKNOWN
5 seasons

1895 (0-0)
Home: 0-0; Away: 0-0; Neutral: 0-0

A. 12	nL	4-16	Atlanta Colts [exh]	0-0

1896 (0-1)
Home: 0-0; Away: 0-1; Neutral: 0-0

A. 15	nL	8-20	Atlanta Colts [exh]	0-0
A. 25	aL	4-5	Winder	0-1

1897 (1-2)
Home: 0-0; Away: 1-2; Neutral: 0-0

A. 10	aL	4-6	Auburn	0-1
A. 17	aL	6-9	Mercer	0-2
M. 15	aW	8-3	Milledgeville Cadets	1-2

1898 (1-3)
Home: 0-1; Away: 1-2; Neutral: 0-0

A. 8	aL	2-5	Atlanta Spellers [exh]	0-0
A. 9	hL	2-12	Wake Forest	0-1
A. 16	aW	4-3	Auburn	1-1
A. 21	aL	4-18	Georgia	1-2
M. 7	aL	8-10	Mercer	1-3

1899 (2-3)
Home: 1-1; Away: 1-2; Neutral: 0-0

A. 6	hL	2-9	Wake Forest	0-1
A. 8	aW	10-8	Auburn	1-1
A. 15	aL	1-25	Georgia	1-2
A. 22	hW	6-4	Auburn	2-2
M. 6	aL	2-14	Mercer	2-3

COACH TODD
2 seasons; 12-9 (.571)

1900 (3-4)
Home: 3-2; Away: 0-2; Neutral: 0-0

A. 7	aL	1-10	Mercer	0-1
A. 25	hW	3-0	Wake Forest	1-1
M. 5	aL	4-9	Auburn	1-2
M. 12	hW	7-0	Georgia	2-2
M. 26	hL	4-5	Rome (10)	2-3
J. 2	hW	12-8	Merchants	3-3
J. 9	hL	0-1	Sewanee	3-4

1901 (9-5)
Home: 9-5; Away: 0-0; Neutral: 0-0

A. 5	hL	5-6	Vanderbilt	0-1
A. 6	hW	8-0	Vanderbilt	1-1
A. 12	hL	5-13	Cornell	1-2
A. 20	hW	13-1	Georgia	2-2
A. 26	hW	3-0	Mercer	3-2
A. 27	hL	3-7	Mercer	3-3
M. 1	hW	23-12	Wake Forest	4-3
M. 4	hW	15-12	Auburn	5-3
M. 10	hL	6-9	North Carolina	5-4
M. 17	hW	9-0	Central [forfeit]	6-4
M. 18	hW	15-6	Central	7-4
M. 22	hW	3-2	Newnan	8-4
M. 25	hW	8-7	Henry Grady [exh]	8-4
J. 7	hL	10-15	Mercer	8-5
J. 8	hW	6-5	Mercer	9-5

Home games at Brisbine Park

COACH SAMMY STRANG
1 season; 5-8 (.385)

1902 (5-8)
Home: 4-5; Away: 1-3; Neutral: 0-0

M. 31	hL	4-8	Hobart [exh]	0-0
A. 2	hL	5-25	Cornell	0-1
A. 5	hW	8-1	Mercer	1-1
A. 9	aL	1-12	Atlanta Pretzels [exh]	1-1
A. 12	hW	12-4	Clemson	2-1
A. 17	aL	4-14	Tennessee	2-2
A. 18	aW	14-12	Tennessee	3-2
A. 19	aL	4-13	Tennessee	3-3
A. 26	hL	10-11	Georgia	3-4
M. 3	hL	1-10	Mercer	3-5
M. 10	hW	8-7	Georgia	4-5
M. 13	aL	7-9	Georgia	4-6
M. 15	hW	7-2	Tennessee	5-6
M. 16	hL	0-4	Tennessee	5-7
M. 17	hL	2-4	Tennessee	5-8

Home games at Brisbine Park

COACH IRVING
1 season; 9-9 (.500)

1903 (9-9)
Home: 6-6; Away: 3-3; Neutral: 0-0

M. 28	hW	11-3	Atl. Athletic Club [exh]	0-0
A. 4	aL	4-6	Mercer	0-1
A. 11	hL	1-5	Clemson	0-2
A. 18	hW	10-3	Mercer	1-2
A. 21	aL	5-22	Atlanta Crackers [exh]	1-2
A. 23	hL	5-9	Wake Forest	1-3
A. 24	aL	1-16	Atlanta Crackers [exh]	1-3
A. 25	hW	8-7	Auburn	2-3
A. 27	hL	3-5	Georgia (10)	2-4
A. 30	aL	1-12	Tennessee (7)	2-5
M. 1	aW	4-2	Tennessee	3-5
M. 2	aL	5-6	Tennessee	3-6
M. 4	hW	10-0	Trinity [Duke]	4-6
M. 9	hL	2-7	Vanderbilt	4-7
M. 9	hL	2-4	Vanderbilt	4-8
M. 12	aW	10-5	Georgia	5-8
M. 15	aW	9-3	Mercer	6-8
M. 22	hW	9-8	Tennessee	7-8
M. 23	hL	5-14	Tennessee	7-9
M. 29	hW	9-0	Sewanee	8-9
M. 30	hW	13-0	Sewanee	9-9

Home games at Brisbine Park

COACH JOHN HEISMAN
14 seasons; 163-97-5 (.625)

1904 (15-7)
Home: 10-1; Away: 5-6; Neutral: 0-0

M. 23	aL	1-6	Atlanta Crackers [exh]	0-0
M. 26	hW	10-4	Mercer	1-0
A. 1	hW	10-1	Florida	2-0
A. 2	hW	13-0	Florida	3-0
A. 8	hW	8-4	Alabama	4-0
A. 9	hW	11-4	Alabama	5-0
A. 9	hW	8-3	Alabama	6-0
A. 15	hW	8-0	Wofford	7-0
A. 16	hW	23-7	Wofford	8-0
A. 22	hL	1-6	Clemson	8-1
A. 23	hW	4-3	Auburn	9-1
A. 26	hW	10-4	Georgia	10-1
A. 30	hW	11-4	Fort McPherson [exh]	10-1
M. 4	aL	1-2	Georgia (12)	10-2
M. 6	aW	4-1	Mercer	11-2
M. 7	aL	2-3	Mercer (10)	11-3
M. 11	aL	4-7	Georgia	11-4
M. 14	aL	1-11	Clemson	11-5
M. 19	aL	1-3	Vanderbilt	11-6
M. 20	aW	3-1	Vanderbilt	12-6
M. 21	aL	2-5	Vanderbilt	12-7
M. 23	aW	3-0	Sewanee	13-7
M. 24	aW	6-2	Sewanee	14-7
M. 25	aW	12-0	Sewanee	15-7

Home games at Brisbine and Piedmont Parks

1905 (13-4)
Home: 10-4; Away: 3-0; Neutral: 0-0

A. 8	hW	11-3	Georgia	1-0
A. 10	hW	3-2	Trinity [Duke] (12)	2-0
A. 14	hW	4-3	Newberry	3-0
A. 15	hW	6-2	Newberry	4-0
A. 22	hW	5-4	Clemson	5-0
A. 22	hL	3-5	Clemson	5-1
A. 27	hW	2-1	Georgia	6-1
A. 29	hW	9-2	Mercer [exh]	6-1
M. 5	hL	0-1	Auburn	6-2
M. 6	hL	2-4	Auburn	6-3
M. 10	aW	11-2	Georgia	7-3
M. 12	aW	5-3	Mercer	8-3
M. 13	aW	2-0	Mercer	9-3
M. 20	hW	10-4	Mercer	10-3
M. 27	hW	4-3	Georgia	11-3
J. 1	hW	8-0	Sewanee	12-3
J. 2	hL	4-9	Sewanee	12-4
J. 3	hW	4-2	Sewanee	13-4

1906 (23-3)
Home: 16-2; Away: 7-1; Neutral: 0-0

M. 24	hW	3-1	Clemson	1-0
M. 29	hL	4-16	Cleveland Indians [exh]	1-0
M. 30	aW	14-1	Mercer	2-0
M. 31	aW	3-0	Mercer	3-0
A. 4	aL	3-4	Georgia	3-1
A. 6	hL	0-10	Trinity [Duke]	3-2
A. 7	hW	5-1	Trinity [Duke]	4-2
A. 12	hW	5-1	Vanderbilt	5-2
A. 13	hW	5-4	Vanderbilt	6-2
A. 14	hW	2-1	Vanderbilt	7-2
A. 18	aW	5-4	Georgia	8-2
A. 20	hW	1-0	Furman	9-2
A. 21	hW	4-3	Furman	10-2
A. 27	hW	4-3	Mercer	11-2
A. 28	hW	2-0	Mercer	12-2
A. 30	aW	6-0	Clemson	13-2
M. 1	aW	7-4	Furman	14-2
M. 2	aW	3-1	Wofford	15-2
M. 3	aL	4-8	Bingham [exh]	15-2
M. 4	aW	3-2	Tennessee	16-2
M. 11	hL	1-2	Auburn (11)	16-3
M. 12	hW	5-0	Auburn	17-3
M. 12	hW	4-0	Auburn (8)	18-3
M. 18	hW	9-1	Georgia	19-3
M. 19	hW	3-2	Georgia	20-3
M. 24	hW	11-0	Cumberland	21-3
M. 26	hW	7-1	Wofford	22-3
M. 26	hW	7-0	Wofford	23-3

1907 (10-5-1)
Home: 6-1-1; Away: 4-4; Neutral: 0-0

M. 30	hW	4-0	Mercer	1-0
A. 3	aW	3-1	Georgia	2-0
A. 5	hW	4-2	Clemson	3-0
A. 6	hT	2-2	Clemson (11)	3-0-1
A. 13	aW	1-0	Mercer (11)	4-0-1
A. 19	hL	3-6	Sewanee	4-1-1
A. 20	hW	5-3	Sewanee	5-1-1
A. 21	hW	7-4	Sewanee (8)	6-1-1
A. 25	aL	0-6	Vanderbilt	6-2-1
A. 26	aL	5-6	Vanderbilt	6-3-1
A. 27	aW	3-2	Vanderbilt	7-3-1
M. 4	hW	9-1	Dahlonega [exh]	7-3-1
M. 10	aL	2-3	Auburn	7-4-1
M. 11	aW	2-0	Auburn (12)	8-4-1
M. 12	aL	1-4	Auburn (7)	8-5-1
M. 17	hW	4-1	Georgia	9-5-1
M. 18	hW	9-0	Georgia [forfeit]	10-5-1

1908 (9-12)
Home: 7-4; Away: 2-8; Neutral: 0-0

M. 27	aL	0-2	Mercer	0-1
M. 28	aL	2-3	Mercer	0-2
A. 3	hW	4-3	Clemson	1-2
A. 4	hW	5-4	Clemson (11)	2-2
A. 10	hL	0-2	Trinity [Duke]	2-3
A. 11	hL	0-5	Trinity [Duke]	2-4
A. 17	aW	10-8	Tennessee	3-4
A. 18	aL	2-3	Tennessee (7)	3-5
A. 19	aL	2-6	Tennessee (7)	3-6
A. 24	hW	7-0	Sewanee	4-6
A. 25	hW	2-1	Sewanee (11)	5-6
A. 25	hL	2-3	Sewanee (7)	5-7
M. 1	hL	0-1	Auburn	5-8
M. 2	hW	7-2	Auburn	6-8

YEAR-BY-YEAR RESULTS

M. 8	aL	1-5	Alabama	6-9
M. 9	aL	0-1	Alabama (10)	6-10
M. 10	aL	3-10	Alabama	6-11
M. 11	aW	6-0	Auburn	7-11
M. 12	aL	3-8	Auburn	7-12
M. 15	hW	14-2	Central [Ky.]	8-12
M. 16	hW	7-0	Central [Ky.]	9-12

1909 (13-8-1)

Home: 9-3-1; Away: 3-4; Neutral: 1-1

M. 18	hW	14-4	Fort McPherson [exh]	0-0
M. 20	hW	4-2	Riverside Acad. [exh]	0-0
M. 23	hW	5-0	Marist College [exh]	0-0
M. 27	hL	0-3	Stone Mtn. Prep [exh]	0-0
A. 2	hT	2-2	Vanderbilt (10)	0-0-1
A. 3	hL	1-6	Vanderbilt	0-1-1
A. 3	hW	5-3	Vanderbilt	1-1-1
A. 9	hL	0-4	Mercer	1-2-1
A. 10	hW	7-3	Mercer	2-2-1
A. 16	hW	3-1	Trinity [Duke]	3-2-1
A. 17	hW	3-2	Trinity [Duke]	4-2-1
A. 20	aW	3-1	Georgia	5-2-1
A. 21	aL	0-4	Georgia	5-3-1
A. 29	aL	0-6	Auburn	5-4-1
A. 30	aW	8-2	Auburn	6-4-1
M. 1	hW	2-1	Dahlonega	7-4-1
M. 3	aL	2-7	Mercer	7-5-1
M. 4	aL	2-3	Mercer	7-6-1
M. 7	hL	0-2	Auburn	7-7-1
M. 8	hW	6-5	Auburn	8-7-1
M. 14	hW	7-1	Sewanee	9-7-1
M. 15	hW	7-0	Sewanee (7)	10-7-1
M. 15	hW	4-0	Sewanee (7)	11-7-1
M. 20	2W	4-3	Georgia	12-7-1
M. 21	aW	3-0	Georgia	13-7-1
M. 22	2L	1-2	Georgia	13-8-1

1910 (11-5-1)

Home: 7-1; Away: 4-3; Neutral: 0-1-1

M. 5	2L	2-5	Philadelphia A's [exh]	0-0
M. 9	hL	3-5	Philadelphia A's [exh]	0-0
M. 12	2L	0-12	Philadelphia A's [exh]	0-0
A. 2	aL	3-4	Alabama	0-1
A. 3	aW	3-1	Alabama	1-1
A. 8	hW	7-4	Mercer	2-1
A. 9	hW	10-0	Mercer	3-1
A. 15	aL	1-16	Auburn	3-2
A. 22	hL	3-4	Vanderbilt	3-3
A. 23	hW	3-2	Vanderbilt (10)	4-3
A. 29	aW	3-1	Mercer	5-3
A. 30	aW	2-0	Mercer	6-3
M. 6	hW	3-1	Auburn	7-3
M. 10	aW	1-0	Georgia	8-3
M. 11	aL	6-7	Georgia	8-4
M. 13	hW	5-0	Clemson	9-4
M. 14	hW	4-0	Clemson (7)	10-4
M. 15	hW	11-3	Clemson (7)	11-4
M. 20	2L	0-2	Georgia (6)	11-4-1
M. 21	2T	0-0	Georgia (14)	11-5-1

1911 (7-6)

Home: 4-3; Away: 2-2; Neutral: 1-1

M. 11	2L	1-7	Washington Senators [exh]	0-0
A. 7	hL	6-8	Mercer	0-1
A. 14	3L	2-5	Mercer	0-2
A. 15	3W	7-2	Mercer	1-2
A. 17	hW	4-1	Auburn	2-2
A. 18	hW	9-4	Auburn	3-2
A. 21	hL	2-3	Trinity [Duke]	3-3
A. 22	hW	4-1	Trinity [Duke]	4-3
A. 28	aW	4-3	Alabama	5-3
A. 29	aL	1-2	Alabama	5-4
M. 4	aW	6-0	Georgia	6-4
M. 5	aL	2-3	Georgia (10)	6-5
M. 12	hW	2-1	Georgia	7-5
M. 13	hL	2-6	Georgia	7-6

1912 (8-10)

Home: 5-3; Away: 3-6; Neutral: 0-1

A. 5	hL	2-3	Mercer	0-1
A. 6	hW	4-1	Mercer	1-1
A. 9	2L	4-5	Michigan (7)	1-2
A. 12	hL	4-6	Clemson	1-3
A. 13	hW	4-2	Clemson	2-3
A. 19	hW	6-2	Vanderbilt	3-3
A. 24	aW	4-3	Sewanee	4-3
A. 25	aW	7-1	Sewanee	5-3
A. 26	aL	0-2	Vanderbilt	5-4
A. 27	aL	1-2	Vanderbilt	5-5
M. 2	hW	3-2	Auburn	6-5
M. 3	hL	5-7	Auburn	6-6
M. 4	hW	5-3	Auburn	7-6
M. 10	aW	4-1	Mercer	8-6
M. 11	aL	3-5	Mercer	8-7
M. 16	aL	4-6	Georgia	8-8
M. 17	aL	4-6	Georgia	8-9
M. 18	aL	2-4	Georgia	8-10

1913 (9-8)

Home: 6-3; Away: 3-5; Neutral: 0-0

M. 28	hW	3-0	Clemson	1-0
M. 29	hW	3-1	Clemson	2-0
A. 4	hL	2-3	Mercer	2-1
A. 5	hW	4-1	Mercer	3-1
A. 11	aL	2-4	Mercer	3-2
A. 18	aL	2-3	Auburn	3-3
A. 19	aW	11-4	Auburn	4-3
A. 19	aL	3-4	Auburn	4-4
A. 25	aL	3-7	Alabama	4-5
A. 26	aL	4-5	Alabama	4-6
A. 28	hL	2-7	Wake Forest	4-7
M. 2	hW	13-0	Sewanee	5-7
M. 3	hW	5-1	Sewanee	6-7
M. 9	aW	4-3	Georgia	7-7
M. 10	aW	5-4	Georgia	8-7
M. 11	hL	1-4	Georgia	8-8
M. 12	hW	4-2	Georgia	9-8

1914 (12-8)

Home: 10-4; Away: 2-4; Neutral: 0-0

M. 27	hL	4-9	Auburn	0-1
M. 28	hW	10-5	Auburn	1-1
A. 3	hW	6-4	Mississippi	2-1
A. 4	hW	6-0	Mississippi	3-1
A. 9	hW	3-2	Illinois	4-1
A. 10	hW	5-2	Illinois	5-1
A. 13	hL	0-8	Mercer	5-2
A. 14	hW	5-1	Mercer	6-2
A. 17	hL	3-11	Vanderbilt	6-3
A. 18	hW	18-6	Vanderbilt	7-3
A. 24	aL	2-11	Alabama	7-4
A. 25	aW	12-8	Alabama	8-4
A. 25	aW	7-0	Alabama	9-4
A. 27	aL	1-9	Mississippi State	9-5
M. 1	hW	4-3	Alabama	10-5
M. 2	hW	5-4	Alabama	11-5
M. 8	aL	4-5	Georgia	11-6
M. 9	aL	4-5	Georgia	11-7
M. 15	hL	2-9	Georgia	11-8
M. 16	hW	6-2	Georgia	12-8

1915 (7-8-2)

Home: 4-6-1; Away: 3-2-1; Neutral: 0-0

M. 18	hL	2-7	Buffalo [exh]	0-0
M. 19	hL	0-8	Buffalo [exh]	0-0
M. 26	hW	6-2	Georgetown	1-0
M. 27	hL	2-9	Georgetown	1-1
A. 3	hL	4-5	Tennessee	1-2
A. 9	hL	1-2	Alabama	1-3
A. 10	hW	7-6	Alabama	2-3
A. 14	hW	8-6	Mississippi St.	3-3
A. 15	hL	5-7	Mississippi St. (10)	3-4
A. 16	aT	6-6	Auburn	3-4-1
A. 17	aW	12-2	Auburn	4-4-1
A. 18	aW	7-1	Auburn	5-4-1
A. 21	aW	7-2	Vanderbilt	6-4-1
A. 24	hW	4-3	Vanderbilt (11)	7-4-1
A. 30	hL	1-3	Mercer	7-5-1
M. 1	hL	3-7	Mercer	7-6-1
M. 8	hT	1-1	Georgia (13)	7-6-2
M. 14	aL	4-7	Georgia	7-7-2
M. 15	aL	2-5	Georgia	7-8-2

1916 (14-6)

Home: 9-4; Away: 5-2; Neutral: 0-0

A. 1	hW	7-6	W.Va. Wesleyan	1-0
A. 2	hL	2-3	W.Va. Wesleyan	1-1
A. 8	aW	6-0	Mercer	2-1
A. 14	hW	6-4	Auburn	3-1
A. 15	hL	9-10	Auburn	3-2
A. 16	hL	0-3	Auburn	3-3
A. 21	hW	9-0	Mississippi	4-3
A. 22	hW	4-3	Mississippi	5-3
A. 26	aW	3-1	Sewanee	6-3
A. 27	aW	3-2	Sewanee	7-3
A. 28	aL	3-4	Vanderbilt	7-4
A. 29	aW	5-2	Vanderbilt	8-4
M. 1	hW	6-1	Vanderbilt	9-4
M. 2	hW	4-2	Vanderbilt	10-4
M. 5	hW	14-3	Trinity [Duke]	11-4
M. 6	hW	5-0	Trinity [Duke]	12-4
M. 12	aL	6-8	Georgia	12-5
M. 13	aW	9-7	Georgia	13-5
M. 19	hL	2-4	Georgia	13-6
M. 20	hW	5-1	Georgia	14-6

Home games at Grant Field

1917 (12-7)

Home: 9-5; Away: 1-2; Neutral: 2-0

M. 28	hW	6-3	Oglethorpe	1-0
M. 30	hW	4-3	Bingham-Mebane	2-0
M. 31	hW	11-2	Bingham-Mebane (7)	3-0
M. 31	hL	3-4	Bingham-Mebane	3-1
A. 2	hW	9-1	Indiana	4-1
A. 6	hL	0-2	Mercer	4-2
A. 7	hL	1-3	Mercer	4-3
A. 9	hW	4-0	Stetson	5-3
A. 10	hW	4-3	Stetson (10)	6-3
A. 14	aL	4-5	Auburn (10)	6-4
A. 14	aL	1-4	Auburn	6-5
A. 20	hW	5-0	Sewanee	7-5
A. 21	hW	4-1	Sewanee	8-5
A. 25	5W	3-2	Clemson	9-5
A. 26	5W	5-1	Clemson	10-5
A. 28	hW	4-2	Mercer	11-5
M. 9	aW	5-3	Mercer	12-5
M. 11	hL	0-1	Georgia	12-6
M. 12	hL	1-2	Georgia	12-7

Home games at Grant Field

COACH JOE BEAN
3 seasons; 35-18 (.660)

1918 (10-7)

Home: 6-4; Away: 4-3; Neutral: 0-0

M. 22	hW	3-1	Oglethorpe	1-0
M. 23	hL	2-3	Fort McPherson [exh]	1-0
M. 29	hL	0-8	Mercer	1-1
M. 30	hW	5-2	Mercer	2-1
A. 5	hL	1-7	Davidson	2-2
A. 6	hW	6-1	Davidson	3-2
A. 12	aW	8-4	Auburn	4-2
A. 13	aL	4-10	Auburn	4-3
A. 20	aW	8-3	Auburn	5-3
A. 21	aL	0-6	Auburn (5)	5-4
A. 24	hW	5-1	Oglethorpe	6-4
A. 27	hW	4-1	Vanderbilt	7-4
M. 3	hL	3-4	Mercer	7-5
M. 4	aW	10-0	Mercer	8-5
M. 10	aL	0-2	Georgia	8-6
M. 11	aW	4-3	Georgia	9-6
M. 17	hL	2-4	Georgia	9-7
M. 18	hW	5-4	Georgia (11)	10-7

Home games at Grant Field

1919 (9-9)

Home: 6-2; Away: 3-7; Neutral: 0-0

M. 22	hW	11-4	Camp Gordon [exh]	0-0
M. 28	aL	1-10	Mercer	0-1
M. 29	aL	4-5	Mercer (11)	0-2
A. 5	hW	5-0	Clemson	1-2
A. 6	hW	9-3	Clemson	2-2
A. 11	hW	2-1	Auburn	3-2
A. 12	hW	4-2	Auburn	4-2
A. 18	hW	3-2	Mercer (11)	5-2
A. 19	hW	8-1	Mercer	6-2
A. 26	aW	4-3	Furman	7-2
A. 27	aW	4-2	Furman	8-2
M. 1	aL	1-11	Alabama	8-3
M. 1	aL	2-6	Alabama	8-4
M. 2	aW	6-2	Mississippi State	9-4
M. 3	aL	1-2	Mississippi State	9-5
M. 9	hL	1-2	Georgia	9-6
M. 10	hL	0-8	Georgia	9-7
M. 16	aL	5-7	Georgia	9-8
M. 17	aL	2-5	Georgia	9-9

Home games at Grant Field

1920 (16-2)

Home: 9-1; Away: 7-1; Neutral: 0-0

M. 26	hW	4-2	Erskine	1-0
M. 27	hW	18-0	Erskine	2-0
A. 2	aW	3-0	Mercer	3-0
A. 7	hL	1-5	Philadelphia A's [exh]	3-0
A. 10	hL	1-5	Oglethorpe	3-1
A. 15	hW	8-0	Florida	4-1
A. 16	aW	6-2	Auburn	5-1
A. 17	aL	4-5	Auburn	5-2
A. 23	hW	2-1	Clemson	6-2
A. 24	hW	5-4	Clemson (10)	7-2
A. 26	aW	9-3	Florida	8-2
A. 27	aW	6-3	Florida (12)	9-2
A. 30	hW	6-2	Davidson	10-2
M. 1	hW	5-0	Davidson	11-2
M. 7	hW	5-4	Vanderbilt	12-2
M. 8	hW	4-2	Vanderbilt	13-2
M. 12	aW	4-2	Wofford	14-2
M. 14	aW	12-1	Furman	15-2
M. 15	aW	4-0	Furman	16-2

Home games at Grant Field

COACH KID CLAY
11 seasons; 147-99-5 (.596)

1921 (18-4-1)

Home: 13-2; Away: 5-2-1; Neutral: 0-0

M. 25	hW	18-0	Cincinnati	1-0
M. 26	hW	17-5	Cincinnati	2-0
A. 1	hW	7-0	Clemson	3-0
A. 2	hW	10-1	Clemson	4-0
A. 8	hL	3-6	Oglethorpe	4-1
A. 9	hW	9-3	Oglethorpe	5-1
A. 15	hW	8-3	Auburn	6-1
A. 19	hW	7-6	Auburn	7-1
A. 22	aW	7-2	N.C. State	8-1
A. 23	aW	6-0	N.C. State	9-1
A. 25	aL	1-8	Georgetown	9-2
A. 26	aW	3-2	Georgetown	10-2
A. 27	aT	2-2	Navy (11)	10-2-1
A. 28	aL	6-3	Maryland	10-3-1
A. 29	aW	2-0	Washington & Lee	11-3-1
A. 30	aW	6-3	Wash. & Lee (12)	12-3-1
M. 6	hW	10-0	N.C. State	13-3-1
M. 7	hL	1-4	N.C. State	13-4-1
M. 13	hW	4-1	Washington & Lee	14-4-1
M. 14	hW	8-4	Washington & Lee	15-4-1
M. 18	hW	5-0	Oglethorpe	16-4-1
M. 20	hW	4-1	Tennessee	17-4-1
M. 21	hW	4-3	Tennessee	18-4-1

Home games at Grant Field

1922 (14-9)

Home: 9-4; Away: 5-5; Neutral: 0-0

M. 16	hL	2-4	Detroit Tigers [exh]	0-0
M. 17	hL	4-7	Detroit Tigers [exh]	0-0
M. 24	hW	9-4	Clemson	1-0
M. 25	hW	6-2	Clemson	2-0
A. 1	hL	6-7	Auburn	2-1
A. 7	hW	10-3	Mercer	3-1
A. 8	hW	1-0	Mercer	4-1
A. 15	aL	5-8	Auburn	4-2
A. 16	aW	5-4	Auburn	5-2
A. 20	hL	3-4	Harvard	5-3
A. 21	aL	4-7	Tennessee (5)	5-4
A. 22	aW	8-4	Tennessee	6-4
A. 24	aL	7-8	Georgetown	6-5
A. 25	aL	3-5	Georgetown	6-6
A. 26	aW	13-1	Navy	7-6
A. 27	aW	8-3	Maryland	8-6
A. 28	aL	5-6	Washington & Lee	8-7
A. 29	aW	4-3	Wash. & Lee (10)	9-7
M. 5	hW	4-1	Tennessee	10-7
M. 6	hW	9-5	Tennessee	11-7
M. 12	hL	2-3	Washington & Lee	11-8
M. 13	hW	3-0	Washington & Lee	12-8
M. 18	hW	10-3	Oglethorpe	13-8
M. 19	hL	3-6	Oglethorpe	13-9
M. 20	hW	13-6	Oglethorpe	14-9

Home games at Grant Field

1923 (16-2-2)

Home: 12-2; Away: 3-0-1; Neutral: 1-0-1

M. 28	hW	7-3	Penn State	1-0
M. 29	hW	14-2	Penn State	2-0
M. 31	hL	2-3	Pennsylvania (11)	2-1
A. 5	hW	4-3	Maryland	3-1
A. 6	hW	1-0	Dartmouth (11)	4-1
A. 7	hW	3-2	Dartmouth (10)	5-1
A. 14	hL	3-7	Auburn	5-2
A. 20	hW	2-0	Florida	6-2
A. 21	hW	13-0	Florida	7-2
A. 23	aT	2-2	Auburn (5)	7-2-1
A. 24	6T	1-1	Auburn (6)	7-2-2
A. 25	aW	6-3	Alabama	8-2-2
A. 26	6W	11-2	Alabama	9-2-2
A. 27	aW	9-3	Mercer	10-2-2
A. 28	aW	9-2	Mercer	11-2-2
M. 5	hW	9-3	North Carolina	12-2-2
M. 11	hW	9-5	Kentucky	13-2-2
M. 12	hW	10-2	Kentucky	14-2-2
M. 18	hW	4-2	Oglethorpe	15-2-2
M. 19	hW	3-0	Oglethorpe	16-2-2
J. 9	hL	1-4	North Carolina [exh]	16-2-2

Home games at Grant Field

YEAR-BY-YEAR RESULTS

1924 (9-14)

Home: 6-7; Away: 3-6; Neutral: 0-1

M. 21	hL	2-4	Ohio State	0-1
M. 22	hW	6-3	Ohio State	1-1
M. 28	hL	3-7	Dartmouth	1-2
M. 29	4L	7-11	Dartmouth (7)	1-3
A. 5	aW	17-5	Auburn	2-3
A. 6	aW	2-0	Auburn	3-3
A. 13	hL	3-4	Notre Dame	3-4
A. 19	hW	2-1	Penn State (11)	4-4
A. 20	hW	5-0	Penn State	5-4
A. 25	aL	4-5	N.C. State	5-5
A. 26	aL	4-5	N.C. State	5-6
A. 28	aL	4-8	Virginia	5-7
A. 29	aW	3-1	Virginia	6-7
M. 1	aL	4-8	Pennsylvania	6-8
M. 2	aL	1-4	Penn State	6-9
M. 3	aL	0-6	Penn State	6-10
M. 6	hL	4-7	Virginia (11)	6-11
M. 7	hW	2-1	Virginia	7-11
M. 9	hL	6-8	Alabama (10)	7-12
M. 14	hW	7-6	Auburn	8-12
M. 15	hW	2-0	Auburn	9-12
M. 16	hL	0-1	Oglethorpe	9-13
M. 17	hL	1-5	Oglethorpe	9-14

Home games at Grant Field

1925 (14-7)

Home: 10-3; Away: 4-4; Neutral: 0-0

M. 20	hW	4-0	Clemson	1-0
M. 21	hW	6-0	Clemson	2-0
M. 27	hW	12-2	Furman	3-0
M. 28	hW	12-3	Furman	4-0
A. 3	hW	7-5	Dartmouth	5-0
A. 4	hL	0-1	Dartmouth	5-1
A. 11	hW	6-1	Notre Dame	6-1
A. 15	hW	21-4	Maryland	7-1
A. 17	aW	9-2	Alabama	8-1
A. 18	aL	10-17	Alabama	8-2
A. 22	hW	8-7	Oglethorpe	9-2
A. 23	hL	1-4	Oglethorpe	9-3
A. 24	hW	25-2	Auburn	10-3
A. 25	aW	10-8	Auburn	11-3
A. 30	aW	4-3	Kentucky	12-3
M. 1	aL	1-2	Vanderbilt	12-4
M. 2	aW	9-5	Vanderbilt	13-4
M. 8	aL	0-4	Georgia	13-5
M. 9	aL	3-7	Georgia	13-6
M. 15	hW	10-9	Georgia	14-6
M. 16	hL	4-6	Georgia	14-7

Home games at Grant Field
Tech lost exhibition to Atlanta Crackers

1926 (21-4-1)

Home: 12-1-1; Away: 5-3; Neutral: 4-0

M. 19	hW	5-2	Clemson	1-0
M. 20	hL	5-6	Clemson (10)	1-1
M. 26	hW	10-1	Ohio State (7)	2-1
M. 27	hW	11-4	Ohio State	3-1
A. 2	hW	7-0	Notre Dame	4-1
A. 3	hW	12-4	Notre Dame	5-1
A. 9	hW	5-0	Auburn	6-1
A. 10	hW	13-7	Auburn	7-1
A. 14	hW	7-5	Alabama	8-1
A. 15	hT	8-8	Alabama (10)	8-1-1
A. 16	6W	12-6	Alabama	9-1-1
A. 17	6W	12-10	Alabama	10-1-1
A. 21	hW	8-4	Oglethorpe	11-1-1
A. 22	hW	7-3	Oglethorpe	12-1-1
A. 23	hW	13-3	Vanderbilt	13-1-1
A. 24	hW	10-6	Vanderbilt	14-1-1
A. 26	aW	10-5	North Carolina	15-1-1
A. 27	aW	11-3	North Carolina	16-1-1
A. 28	aW	10-2	N.C. State	17-1-1
A. 29	aW	7-5	N.C. State	18-1-1
A. 30	aL	6-7	Virginia	18-2-1
M. 1	aW	7-6	Virginia	19-2-1
M. 7	aL	1-2	Georgia	19-3-1
M. 8	aL	3-5	Georgia	19-4-1
M. 14	2W	7-6	Georgia	20-4-1
M. 15	2W	4-3	Georgia	21-4-1

Home games at Grant Field

1927 (18-10)

Home: 14-3; Away: 3-3; Neutral: 1-4

M. 12	aL	2-6	Atlanta Crackers [exh]	0-0
M. 18	hW	11-5	Clemson	1-0
M. 19	hW	10-1	Clemson	2-0
M. 25	hW	14-1	Ohio State	3-0
M. 26	hW	9-3	Ohio State	4-0
M. 28	hW	6-3	Washington & Lee	5-0
M. 29	hL	0-2	Washington & Lee	5-1
A. 1	hL	3-10	Mississippi A&M	5-2
A. 2	hL	5-7	Mississippi A&M	5-3
A. 8	6L	2-10	Auburn	5-4
A. 9	6L	5-7	Auburn	5-5
A. 11	hW	3-2	Kentucky	6-5
A. 12	hW	7-5	Kentucky	7-5
A. 15	hW	4-3	Oglethorpe	8-5
A. 16	hW	6-1	Oglethorpe	9-5
A. 20	hW	9-4	Alabama	10-5
A. 21	hW	7-6	Alabama	11-5
A. 22	aL	5-8	Alabama	11-6
A. 23	aW	6-3	Alabama	12-6
A. 25	aL	2-7	Vanderbilt	12-7
A. 26	aW	10-3	Vanderbilt	13-7
A. 29	4L	9-10	Georgia	13-8
A. 30	4L	1-8	Georgia (8)	13-9
M. 4	hW	9-8	North Carolina	14-9
M. 5	hW	12-4	North Carolina (8)	15-9
M. 6	hW	8-7	N.C. State	16-9
M. 7	4W	8-4	N.C. State	17-9
M. 13	aW	10-5	Georgia	18-9
M. 14	aL	8-10	Georgia	18-10

Home games at Grant Field

1928 (15-6)

Home: 12-2; Away: 2-3; Neutral: 1-1

M. 23	hW	14-4	Clemson	1-0
M. 24	hW	7-5	Clemson	2-0
M. 29	hW	12-11	Oglethorpe	3-0
M. 30	hW	5-4	Oglethorpe	4-0
A. 7	hW	8-2	Maryland	5-0
A. 13	hL	3-7	Mercer	5-1
A. 17	aL	4-15	Auburn	5-2
A. 18	aW	11-2	Auburn	6-2
A. 21	hW	7-5	Auburn	7-2
A. 25	aL	3-4	Alabama	7-3
A. 26	aW	5-3	Alabama	8-3
A. 28	hL	1-7	Alabama	8-4
M. 2	hW	1-0	Tennessee	9-4
M. 3	hW	5-4	Tennessee	10-4
M. 4	hW	9-4	Vanderbilt	11-4
M. 5	hW	10-8	Vanderbilt	12-4
M. 11	hW	4-0	South Carolina	13-4
M. 12	hW	3-2	South Carolina	14-4
M. 18	aL	5-9	Georgia	14-5
M. 25	4L	2-3	Georgia	14-6
M. 26	4W	7-5	Georgia	15-6

Home games at Grant Field

1929 (6-14-1)

Home: 3-4; Away: 3-7; Neutral: 0-3-1

M. 25	aT	6-6	Atlanta Crackers [exh]	0-0
M. 29	4T	5-5	Oglethorpe	0-0-1
M. 30	4L	4-5	Oglethorpe	0-1-1
A. 3	aL	3-23	Auburn	0-2-1
A. 4	aL	10-16	Auburn	0-3-1
A. 5	aL	3-4	Florida (7)	0-4-1
A. 6	aW	3-1	Florida	1-4-1
A. 12	hW	5-2	Clemson	2-4-1
A. 13	hL	4-7	Clemson	2-5-1
A. 19	hW	12-7	Auburn	3-5-1
A. 20	hW	8-3	Auburn	4-5-1
A. 24	hL	4-7	Alabama	4-6-1
A. 25	hL	3-9	Alabama	4-7-1
A. 26	aL	3-6	Alabama	4-8-1
A. 27	aW	4-2	Alabama	5-8-1
M. 2	hL	3-17	South Carolina	5-9-1
M. 3	4L	2-8	Georgia	5-10-1
M. 4	4L	1-12	Georgia	5-11-1
M. 10	aL	0-3	Vanderbilt	5-12-1
M. 11	aL	1-6	Vanderbilt	5-13-1
M. 17	aW	9-5	Georgia	6-13-1
M. 18	aL	1-3	Georgia	6-14-1

Home games at Grant Field

1930 (8-16)

Home: 7-11; Away: 1-5; Neutral: 0-0

M. 28	hW	10-9	Clemson	1-0
M. 29	hW	4-1	Clemson	2-0
A. 3	hW	2-1	Florida	3-0
A. 4	hL	1-3	Florida	3-1
A. 7	hL	4-5	Oglethorpe (8)	3-2
A. 8	hL	3-5	Oglethorpe	3-3
A. 9	hL	3-14	Oglethorpe	3-4
A. 11	aW	2-1	South Carolina	4-4
A. 12	aL	4-5	South Carolina	4-5
A. 16	hL	4-7	Auburn	4-6
A. 17	hW	6-2	Auburn	5-6
A. 18	hL	3-4	Illinois (5)	5-7
A. 19	hW	9-8	Illinois	6-7
A. 21	hW	7-6	Alabama	7-7
A. 22	hL	2-7	Alabama	7-8
A. 23	hL	1-3	Notre Dame	7-9
A. 24	hL	3-5	Notre Dame	7-10
A. 25	aL	2-16	Alabama	7-11
A. 26	aL	3-15	Alabama	7-12
M. 2	hW	10-5	Vanderbilt	8-12
M. 3	hL	1-6	Vanderbilt (8)	8-13
M. 9	aL	6-7	Georgia	8-14
M. 10	aL	3-4	Georgia	8-15
M. 16	hL	3-7	Georgia	8-16

1931 (8-13)

Home: 6-6; Away: 2-7; Neutral: 0-0

M. 23	hL	1-9	Reading [exh]	0-0
M. 24	hL	6-7	Reading [exh]	0-0
M. 25	hL	4-6	Reading [exh]	0-0
A. 2	hL	1-11	South Carolina	0-1
A. 3	hL	3-4	South Carolina	0-2
A. 10	aL	7-9	Mercer	0-3
A. 11	aW	13-1	Mercer	1-3
A. 13	aL	6-8	Florida	1-4
A. 14	aL	8-9	Florida	1-5
A. 17	hW	8-7	Oglethorpe (8)	2-5
A. 18	hL	4-6	Oglethorpe	2-6
A. 20	hW	7-3	Mercer	3-6
A. 21	hW	10-7	Mercer	4-6
A. 22	hW	8-4	Florida	5-6
A. 23	hL	3-4	Florida	5-7
A. 24	hW	11-7	Auburn	6-7
A. 25	hL	8-13	Auburn	6-8
M. 1	aL	6-7	Georgia	6-9
M. 2	aW	5-3	Georgia	7-9
M. 8	aL	5-8	Oglethorpe	7-10
M. 11	aL	5-11	Auburn	7-11
M. 12	aL	0-13	Auburn	7-12
M. 15	hL	0-17	Georgia	7-13
M. 16	hW	11-4	Georgia	8-13

COACH BOBBY DODD
7 seasons; 43-64-2 (.404)

1932 (4-11-2)

Home: 3-6-2; Away: 1-3; Neutral: 0-2

M. 31	hT	4-4	Michigan State	0-0-1
A. 1	hW	3-0	Goodyear [Cartersville]	1-0-1
A. 2	aW	16-11	Goodyear [Rockmart]	2-0-1
A. 8	hL	0-8	Oglethorpe	2-1-1
A. 9	hW	5-3	Oglethorpe	3-1-1
A. 15	hT	6-6	Auburn	3-1-2
A. 16	hL	10-12	Auburn	3-2-2
A. 16	hW	5-4	Auburn	4-2-2
A. 22	2L	2-7	Oglethorpe	4-3-2
A. 23	2L	1-17	Oglethorpe	4-4-2
A. 26	hL	4-6	Florida	4-5-2
A. 26	hL	1-7	Florida (7)	4-6-2
A. 29	aL	7-8	Auburn (10)	4-7-2
M. 6	hL	3-8	Georgia	4-8-2
M. 7	hL	2-9	Georgia	4-9-2
M. 13	aL	0-5	Georgia	4-10-2
M. 14	aL	9-10	Georgia	4-11-2

Tech lost two exhibitions to Atlanta Crackers

1933 (4-10, 3-7 SEC)

Home: 4-3; Away: 0-5; Neutral: 0-2

A. 7	hW	4-3	Auburn	1-0
A. 8	hL	7-11	Auburn	1-1
A. 14	aL	2-6	Alabama	1-2
A. 21	hW	6-4	Oglethorpe	2-2
A. 22	hL	0-8	Oglethorpe	2-3
A. 25	hW	6-4	Alabama	3-3
A. 28	aL	3-4	Auburn (10)	3-4
A. 29	aL	5-9	Auburn	3-5
M. 1	2L	3-4	Oglethorpe (15)	3-6
M. 1	2L	4-5	Oglethorpe	3-7
M. 5	aL	1-4	Georgia	3-8
M. 6	aL	2-10	Georgia	3-9
M. 12	hL	3-13	Georgia	3-10
M. 13	hW	9-3	Georgia	4-10

1934 (10-10, 8-9 SEC)

Home: 5-6; Away: 4-3; Neutral: 1-1

A. 6	hW	10-4	Auburn	1-0
A. 7	hL	4-7	Auburn	1-1
A. 9	hW	3-2	Florida	2-1
A. 10	hL	6-18	Florida (7)	2-2
A. 13	aW	9-5	Alabama	3-2
A. 14	aL	2-11	Alabama	3-3
A. 16	aW	9-7	Vanderbilt	4-3
A. 17	aW	5-3	Vanderbilt	5-3
A. 20	hL	3-4	Alabama	5-4
A. 21	hL	1-8	Alabama	5-5
A. 23	hW	3-2	Oglethorpe	6-5
A. 28	aL	0-1	Auburn	6-6
M. 4	hW	9-7	Georgia	7-6
M. 5	hL	3-4	Georgia	7-7
M. 7	2W	7-4	Oglethorpe	8-7
M. 8	2L	2-4	Oglethorpe	8-8
M. 11	aW	9-8	Georgia (10)	9-8
M. 12	aL	3-4	Georgia	9-9
M. 18	hW	3-2	Vanderbilt	10-9
M. 19	hL	5-6	Vanderbilt	10-10

1935 (7-6, 3-3 SEC)

Home: 4-2; Away: 2-3; Neutral: 1-1

A. 2	aL	3-10	Alabama	0-1
A. 5	aL	0-4	Clemson	0-2
A. 17	hW	1-0	Cincinnati	1-2
A. 18	2L	2-5	Oglethorpe	1-3
A. 19	2W	6-1	Oglethorpe	2-3
A. 22	aW	6-3	Auburn	3-3
A. 23	aW	4-3	Auburn	4-3
A. 26	hL	2-10	Clemson	4-4
A. 27	hW	6-0	Clemson	5-4
A. 27	hW	2-1	Clemson	6-4
M. 3	hW	9-8	Georgia	7-4
M. 4	aL	2-8	Georgia	7-5
M. 11	hL	1-4	Georgia	7-6

1936 (no team)

1937 (4-7, 4-7 SEC)

Home: 2-3; Away: 2-4; Neutral: 0-0

A. 7	hL	2-3	Auburn	0-1
A. 16	aL	10-11	Florida	0-2
A. 17	aL	4-5	Florida	0-3
A. 26	hL	1-7	Alabama	0-4
A. 27	hL	1-3	Alabama	0-5
M. 1	aL	5-6	Auburn	0-6
M. 1	aW	3-2	Auburn (7)	1-6
M. 7	hW	5-4	Georgia (12)	2-6
M. 8	aL	8-13	Georgia	2-7
M. 14	aW	16-11	Georgia	3-7
M. 15	hW	6-5	Georgia (10)	4-7

1938 (7-10, 5-8 SEC)

Home: 6-4; Away: 1-6; Neutral: 0-0

A. 13	hL	4-7	Florida	0-1
A. 14	hL	1-11	Florida	0-2
A. 15	hW	7-2	Vanderbilt	1-2
A. 16	hW	4-0	Vanderbilt	2-2
A. 22	hW	7-2	South Carolina	3-2
A. 23	hL	2-3	South Carolina	3-3
A. 27	aL	3-6	Alabama	3-4
A. 28	aL	3-9	Alabama	3-5
A. 29	aW	9-6	Auburn	4-5
A. 30	aL	2-9	Auburn	4-6
M. 6	aL	3-8	Vanderbilt	4-7
M. 11	hW	6-2	Auburn	5-7
M. 12	hW	5-4	Auburn	6-7
M. 13	aL	8-10	Georgia	6-8
M. 14	hL	4-6	Georgia	6-9
M. 20	hW	9-4	Georgia	7-9
M. 21	aL	5-6	Georgia	7-10

1939 (7-10, 3-9 SEC)

Home: 5-3; Away: 2-7; Neutral: 0-0

A. 7	aL	2-14	Florida (7)	0-1
A. 8	aL	3-5	Florida	0-2
A. 14	aL	2-5	Auburn	0-3
A. 15	aL	4-11	Auburn	0-4
A. 17	aL	3-12	Vanderbilt	0-5
A. 18	aW	7-3	Vanderbilt	1-5
A. 21	aL	7-9	South Carolina	1-6
A. 22	aW	12-4	South Carolina	2-6
A. 28	hL	4-10	Vanderbilt	2-7
M. 1	hL	2-11	Auburn	2-8
M. 2	hW	5-4	Auburn	3-8
M. 5	hW	8-4	Pensacola NAS	4-8
M. 6	hW	7-6	Pensacola NAS	5-8
M. 9	hW	10-4	Presbyterian	6-8
M. 12	hW	9-3	Georgia	7-8
M. 19	aL	0-3	Georgia	7-9
M. 20	hL	2-11	Georgia	7-10

COACH ROY MUNDORFF
4 seasons; 26-36-1 (.421)

1940 (5-10-1, 5-9-1 SEC)

Home: 5-6; Away: 0-4-1; Neutral: 0-0

M. 29	hL	3-4	Presbyterian	0-1
A. 5	hW	4-2	Auburn	1-1
A. 6	hL	1-7	Auburn	1-2

RECORDS

YEAR-BY-YEAR RESULTS

A. 8	hL	5-9	Tennessee	1-3
A. 9	hW	8-0	Tennessee	2-3
A. 12	aT	1-1	Florida (6)	2-3-1
A. 13	aL	1-7	Florida	2-4-1
A. 20	aL	0-2	Auburn	2-5-1
A. 26	hW	6-0	Vanderbilt	3-5-1
A. 27	hW	7-5	Vanderbilt	4-5-1
M. 3	aL	2-5	Georgia	4-6-1
M. 4	hL	3-4	Georgia	4-7-1
M. 6	hW	9-8	Florida	5-7-1
M. 7	hL	5-8	Florida	5-8-1
M. 10	hL	3-4	Georgia	5-9-1
M. 11	aL	3-11	Georgia	5-10-1

1941 (10-8, 10-8 SEC)

Home: 4-6; Away: 6-2; Neutral: 0-0

A. 4	hW	9-4	Tennessee	1-0
A. 5	hW	16-6	Tennessee	2-0
A. 9	aW	8-7	Vanderbilt	3-0
A. 10	aW	11-4	Vanderbilt	4-0
A. 11	aW	12-5	Kentucky	5-0
A. 12	aW	—	Kentucky	6-0
A. 16	aW	5-3	Auburn	7-0
A. 17	aW	7-4	Auburn	8-0
A. 23	hL	3-5	Florida	8-1
A. 24	hW	4-1	Florida	9-1
A. 25	hW	7-5	Vanderbilt	10-1
A. 26	hL	4-7	Vanderbilt	10-2
A. 28	hL	6-9	Auburn	10-3
A. 29	hL	3-7	Auburn	10-4
M. 2	hL	7-9	Georgia	10-5
M. 3	aL	5-20	Georgia	10-6
M. 9	aL	2-5	Georgia	10-7
M. 10	hL	7-9	Georgia	10-8

1942 (8-10, 7-7 SEC)

Home: 7-3; Away: 1-7; Neutral: 0-0

A. 3	hW	9-6	Presbyterian	1-0
A. 4	hL	4-14	Presbyterian	1-1
A. 6	hW	10-7	Kentucky	2-1
A. 7	hW	6-5	Kentucky	3-1
A. 10	aL	1-7	Auburn	3-2
A. 11	aL	4-8	Auburn	3-3
A. 17	hW	8-1	Vanderbilt	4-3
A. 18	hW	6-4	Vanderbilt	5-3
A. 20	hW	15-10	Auburn	6-3
A. 21	hL	9-11	Auburn	6-4
A. 24	aW	10-7	Vanderbilt	7-4
A. 25	aL	7-10	Vanderbilt	7-5
A. 29	aL	5-19	Georgia	7-6
M. 1	hL	1-5	Georgia	7-7
M. 2	aL	0-13	Georgia	7-8
M. 5	hW	7-4	Georgia	8-8
M. 8	aL	2-5	Pensacola NAS	8-9
M. 9	aL	6-7	Pensacola NAS (10)	8-10

1943 (3-8, 2-5 SEC)

Home: 1-3; Away: 2-5; Neutral: 0-0

A. 7	aL	3-10	Fort Benning	0-1
A. 9	hL	1-10	Alabama	0-2
A. 16	aL	1-2	Vanderbilt (6)	0-3
A. 17	aL	2-3	Vanderbilt (11)	0-4
A. 24	hL	4-5	Clemson	0-5
A. 30	hW	8-0	Vanderbilt	1-5
M. 1	hL	2-8	Vanderbilt	1-6
M. 7	aW	14-6	Clemson	2-6
M. 8	aL	10-11	Clemson	2-7
M. 14	aW	15-4	Alabama	3-7
M. 15	aL	2-6	Alabama	3-8

1944 & 1945 (no teams)

COACH JOE PITTARD
16 seasons; 169-173-7 (.497)

1946 (10-2, 0-0 SEC)

Home: 6-1; Away: 3-1; Neutral: 1-0

J. 31	hW	12-4	Dortch's Bakery	1-0
A. 2	hW	4-0	Covington Mills	2-0
A. 6	hW	2-1	Georgia	3-0
A. 9	aW	14-6	Georgia	4-0
A. 13	hW	8-2	North Georgia College	5-0
A. 14	aW	22-7	Georgia	6-0
A. 16	hW	9-3	Georgia	7-0
A. 21	hW	14-4	North Georgia College	8-0
A. 24	aW	11-9	Covington Mills	9-0
A. 25	25W	10-9	Chicopee Mills	10-0
A. 27	aL	2-3	Marietta	10-1
A. 29	hL	1-6	Chicopee Mills	10-2

Season played in July and August

1947 (7-6, 6-6 SEC)

Home: 4-3; Away: 3-3; Neutral: 0-0

M. 6	hW	8-7	Georgia Teachers Coll.	1-0
M. 9	aL	8-10	Vanderbilt	1-1
M. 10	aW	6-5	Vanderbilt	2-1
M. 16	aW	6-4	Georgia	3-1
M. 17	hL	2-11	Georgia	3-2
M. 19	aL	4-8	Auburn	3-3
M. 20	aL	4-17	Auburn	3-4
M. 23	hW	8-5	Vanderbilt	4-4
M. 24	hL	5-10	Vanderbilt	4-5
M. 26	hW	12-2	Auburn	5-5
M. 27	hL	5-14	Auburn	5-6
M. 30	hW	8-7	Georgia	6-6
M. 31	aW	18-5	Georgia	7-6

Season played in May

1948 (11-9, 11-7 SEC)

Home: 8-2; Away: 3-5; Neutral: 0-2

A. 2	hW	8-6	Vanderbilt	1-0
A. 3	hW	8-6	Vanderbilt	2-0
A. 14	hW	9-1	Tennessee	3-0
A. 15	hW	9-7	Tennessee	4-0
A. 16	aL	4-17	Auburn	4-1
A. 17	aW	10-8	Auburn	5-1
A. 23	aW	14-8	Tennessee	6-1
A. 24	aL	4-8	Tennessee	6-2
A. 30	hL	5-8	Kentucky	6-3
M. 1	hW	18-6	Kentucky	7-3
M. 8	aL	4-5	Kentucky	7-4
M. 8	aW	12-8	Kentucky	8-4
M. 14	hL	9-11	Georgia	8-5
M. 15	hW	14-10	Georgia	9-5
M. 17	hW	13-8	Auburn	10-5
M. 18	hW	12-6	Auburn	11-5
M. 21	aL	11-13	Georgia	11-6
M. 22	aL	3-8	Georgia	11-7
J. 10	36L	0-15	North Carolina*	11-8
J. 11	36L	2-3	Geo. Washington (11)*	11-9

**Southern Championship (NCAA play-in)*

1949 (10-14, 9-11 SEC)

Home: 6-6; Away: 4-8; Neutral: 0-0

M. 21	aW	13-9	Rollins	1-0
M. 22	aL	8-10	Rollins	1-1
M. 23	aL	1-6	Florida	1-2
M. 24	aL	1-11	Florida	1-3
M. 25	hL	5-9	Michigan State	1-4
M. 26	hL	2-7	Michigan State	1-5
A. 8	hL	7-14	Kentucky	1-6
A. 9	hL	8-9	Kentucky	1-7
A. 13	hW	9-4	Tennessee	2-7
A. 14	hW	19-16	Tennessee	3-7
A. 15	hL	8-12	Auburn	3-8
A. 16	hW	5-3	Auburn	4-8
A. 20	aW	5-3	Tennessee	5-8
A. 21	aL	8-9	Tennessee	5-9
A. 25	aW	8-2	Auburn	6-9
A. 26	aL	3-4	Auburn	6-10
A. 29	hL	3-6	Florida	6-11
A. 30	hW	11-1	Florida	7-11
M. 6	aW	18-13	Kentucky	8-11
M. 7	aL	1-9	Kentucky	8-12
M. 13	aL	6-7	Georgia	8-13
M. 14	hW	9-8	Georgia	9-13
M. 20	hW	8-7	Georgia	10-13
M. 21	aL	7-8	Georgia	10-14

1950 (7-11, 7-11 SEC)

Home: 4-5; Away: 3-6; Neutral: 0-0

M. 31	hL	3-5	Vanderbilt	0-1
A. 1	hW	13-9	Vanderbilt	1-1
A. 5	hL	6-10	Kentucky	1-2
A. 6	hL	9-14	Kentucky	1-3
A. 12	hW	6-3	Tennessee	2-3
A. 13	hL	5-17	Tennessee	2-4
A. 14	aL	5-9	Auburn	2-5
A. 15	aW	9-8	Auburn	3-5
A. 21	aW	23-2	Vanderbilt	4-5
A. 22	aL	3-11	Vanderbilt	4-6
A. 26	aL	3-4	Tennessee	4-7
A. 27	aL	8-17	Tennessee	4-8
A. 28	aL	2-7	Kentucky	4-9
M. 5	hW	8-4	Auburn	5-9
M. 6	hL	3-8	Auburn	5-10
M. 13	hW	5-4	Georgia	6-10
M. 17	aW	5-3	Georgia	7-10
M. 18	aL	3-7	Georgia	7-11

1951 (11-12, 8-12 SEC)

Home: 6-4; Away: 5-8; Neutral: 0-0

M. 19	aW	18-7	Stetson	1-0
M. 21	aL	7-10	Florida	1-1
M. 22	aW	10-8	Florida	2-1
M. 23	aW	11-10	Florida Southern	3-1
M. 24	aW	20-2	Florida Southern	4-1
M. 30	hL	2-23	Auburn	4-2
M. 31	hW	11-9	Auburn	5-2
A. 4	hL	11-15	Tennessee	5-3
A. 5	hL	11-12	Tennessee	5-4
A. 13	aL	1-2	Tennessee	5-5
A. 14	aL	3-4	Kentucky	5-6
A. 14	aW	5-4	Kentucky	6-6
A. 18	aL	5-15	Florida	6-7
A. 20	hW	14-11	Vanderbilt	7-7
A. 21	hW	22-8	Vanderbilt	8-7
A. 25	aL	6-7	Florida	8-8
A. 28	aL	1-6	Auburn	8-9
M. 4	aL	6-7	Georgia	8-10
M. 5	aL	4-6	Georgia	8-11
M. 11	hW	4-0	Georgia	9-11
M. 12	hW	8-7	Georgia	10-11
M. 14	hW	16-11	Kentucky	11-11
M. 15	hL	8-9	Kentucky	11-12

1952 (8-11-1, 8-11-1 SEC)

Home: 5-6-1; Away: 3-5; Neutral: 0-0

M. 21	aL	3-9	Florida	0-1
M. 22	aL	2-13	Florida	0-2
M. 31	hT	4-4	Auburn	0-2-1
A. 1	hL	4-11	Auburn	0-3-1
A. 4	aW	10-3	Auburn	1-3-1
A. 5	aW	3-2	Auburn	2-3-1
A. 11	aL	6-7	Tennessee	2-4-1
A. 12	aL	4-5	Tennessee	2-5-1
A. 16	hL	1-12	Tennessee	2-6-1
A. 17	hW	9-5	Tennessee	3-6-1
A. 18	hW	25-11	Kentucky	4-6-1
A. 19	hW	6-5	Kentucky	5-6-1
A. 21	hW	14-4	Vanderbilt	6-6-1
A. 22	hL	8-12	Vanderbilt	6-7-1
A. 25	aW	6-3	Florida	7-7-1
A. 26	aL	5-13	Florida	7-8-1
M. 2	hW	6-5	Georgia	8-8-1
M. 3	hL	7-15	Georgia	8-9-1
M. 9	hL	6-9	Georgia	8-10-1
M. 10	hL	1-5	Georgia	8-11-1

1953 (8-13, 7-10 SEC)

Home: 4-4; Away: 4-9; Neutral: 0-0

M. 23	aL	3-6	Stetson	0-1
M. 24	aW	7-3	Stetson	1-1
M. 25	aL	2-9	Rollins	1-2
M. 26	aL	4-10	Rollins	1-3
M. 27	aL	4-15	Florida	1-4
M. 28	aL	2-13	Florida	1-5
M. 30	hW	6-5	Auburn	2-5
M. 31	hL	7-14	Auburn	2-6
A. 6	hW	5-2	Tennessee	3-6
A. 7	hL	0-3	Tennessee	3-7
A. 13	aL	4-11	Auburn	3-8
A. 14	aW	8-5	Auburn	4-8
A. 17	aL	2-12	Georgia	4-9
A. 18	aL	3-11	Georgia	4-10
A. 24	hW	5-4	Florida	5-10
A. 25	hL	2-11	Florida	5-11
A. 29	aW	4-2	Tennessee	6-11
M. 1	aL	3-14	Kentucky	6-12
M. 2	aW	14-3	Kentucky	7-12
M. 8	hW	4-3	Georgia	8-12
M. 9	hL	2-4	Georgia	8-13

1954 (9-13-1, 6-10 SEC)

Home: 4-5; Away: 5-7-1; Neutral: 0-1

M. 22	aW	14-6	Stetson	1-0
M. 23	aT	4-4	Stetson	1-0-1
M. 24	aL	5-6	Rollins	1-1-1
M. 25	7L	10-11	Ohio State	1-2-1
M. 25	aL	5-6	Rollins	1-3-1
M. 26	aL	5-16	Florida	1-4-1
M. 27	aW	15-4	Florida	2-4-1
A. 2	hW	14-4	Mercer	3-4-1
A. 3	aW	9-5	Mercer	4-4-1
A. 9	hL	2-5	Auburn	4-5-1
A. 10	hW	6-4	Auburn	5-5-1
A. 16	hW	9-0	Kentucky	6-5-1
A. 17	hL	3-4	Kentucky	6-6-1
A. 19	hL	5-15	Florida	6-7-1
A. 20	hW	6-3	Florida	7-7-1
A. 23	aL	1-2	Vanderbilt	7-8-1
A. 24	aW	8-4	Vanderbilt	8-8-1
A. 30	hL	1-3	Georgia	8-9-1
M. 1	hL	3-7	Georgia	8-10-1
M. 7	aW	9-6	Auburn	9-10-1
M. 8	aL	9-21	Auburn	9-11-1
M. 14	aL	0-5	Georgia	9-12-1
M. 15	aL	0-3	Georgia	9-13-1

1955 (15-9, 10-6 SEC)

Home: 7-3; Away: 7-6; Neutral: 1-0

M. 21	aW	10-0	Stetson	1-0
M. 22	aW	7-4	Stetson	2-0
M. 23	7W	9-3	Ohio State	3-0
M. 23	aL	4-6	Rollins	3-1
M. 25	aL	3-11	Florida	3-2
M. 26	aW	11-7	Florida	4-2
M. 30	hW	5-4	Mercer	5-2
A. 1	aW	5-3	Auburn	6-2
A. 2	aL	3-7	Auburn	6-3
A. 6	aL	10-11	Mercer	6-4
A. 8	hW	17-0	Kentucky	7-4
A. 9	hW	21-3	Kentucky	8-4
A. 11	hL	7-11	Florida	8-5
A. 12	hW	7-6	Florida	9-5
A. 15	hW	6-4	Clemson	10-5
A. 16	aL	4-8	Clemson	10-6
A. 18	hL	8-13	Auburn	10-7
A. 19	hW	12-7	Auburn	11-7
A. 22	aL	1-15	Georgia	11-8
A. 23	aW	5-2	Georgia	12-8
A. 29	aW	13-3	Kentucky	13-8
A. 30	aW	10-2	Kentucky	14-8
M. 6	hL	5-6	Georgia	14-9
M. 7	hW	18-4	Georgia	15-9

1956 (11-12, 4-9 SEC)

Home: 6-3; Away: 5-8; Neutral: 0-1

M. 19	aW	16-8	Stetson	1-0
M. 20	aW	1-0	Stetson	2-0
M. 21	7L	5-6	Ohio State	2-1
M. 22	aW	7-6	Rollins	3-1
M. 23	aL	3-5	Florida	3-2
M. 24	aL	2-3	Florida	3-3
M. 24	aL	6-7	Florida	3-4
M. 30	hW	10-2	Mercer	4-4
A. 2	2L	4-6	Atlanta Crackers [exh]	4-4
A. 13	aL	3-6	Georgia	4-5
A. 14	aL	3-7	Georgia	4-6
A. 18	aW	21-6	Clemson	5-6
A. 20	hW	9-4	Tennessee	6-6
A. 21	hL	1-3	Tennessee	6-7
A. 21	hW	5-4	Tennessee	7-7
A. 25	hW	2-1	Clemson	8-7
A. 27	aL	0-1	Auburn	8-8
A. 28	aL	3-9	Auburn	8-9
A. 28	aW	10-1	Auburn	9-9
M. 1	aL	4-6	Mercer	9-10
M. 4	hL	3-5	Georgia	9-11
M. 5	hW	7-1	Georgia	10-11
M. 9	hW	7-4	Rollins	11-11
M. 10	hL	0-7	Rollins	11-12

1957 (18-8-1, 13-3 SEC)

Home: 8-5; Away: 10-3; Neutral: 0-0-1

M. 18	aW	9-2	Stetson	1-0
M. 19	aW	9-3	Stetson	2-0
M. 20	7T	5-5	Ohio State	2-0-1
M. 21	aL	3-5	Rollins	2-1-1
M. 22	aW	12-1	Florida	3-1-1
M. 23	aW	10-1	Florida	4-1-1
M. 23	aW	8-2	Florida	5-1-1
M. 29	hW	6-4	Wake Forest	6-1-1
M. 30	hL	7-8	Wake Forest	6-2-1
A. 5	hW	6-5	Kentucky	7-2-1
A. 6	hW	13-4	Kentucky	8-2-1
A. 6	hW	9-7	Kentucky	9-2-1
A. 12	hW	10-0	Georgia	10-2-1
A. 13	hL	3-4	Georgia (12)	10-3-1
A. 19	aW	14-0	Tennessee	11-3-1
A. 20	aW	7-2	Tennessee	12-3-1
A. 20	aW	12-7	Tennessee	13-3-1
A. 26	hW	2-1	Auburn	14-3-1
A. 27	hL	2-3	Auburn	14-4-1
A. 27	hW	8-7	Auburn	15-4-1
M. 3	aW	3-0	Georgia	16-4-1
M. 4	aL	0-8	Georgia	16-5-1
M. 6	hL	0-5	Clemson	16-6-1
M. 7	aL	6-7	Clemson (10)	16-7-1
M. 9	aW+	5-4	Alabama	17-7-1
M. 10	hL+	10-11	Alabama	17-8-1
M. 13	hW+	10-1	Alabama	18-8-1

+SEC Playoff
Tech lost exhibition to Atlanta Crackers

YEAR-BY-YEAR RESULTS

1958 (7-17, 5-12 SEC)

Home: 5-5; Away: 2-12; Neutral: 0-0

M. 17	aL	3-5	Stetson	0-1
M. 18	aW	14-4	Stetson	1-1
M. 19	aL	1-8	Florida Southern	1-2
M. 20	aL	3-9	Florida Southern	1-3
M. 21	aL	6-7	Miami	1-4
M. 22	aL	4-7	Miami	1-5
M. 28	hW	5-4	Tennessee (11)	2-5
M. 29	hW	7-2	Tennessee	3-5
M. 29	hW	11-5	Tennessee	4-5
A. 4	hL	4-6	Florida	4-6
A. 5	hL	0-3	Florida	4-7
A. 8	hW	8-1	Clemson	5-7
A. 11	aL	11-14	Auburn	5-8
A. 12	aL	3-11	Auburn	5-9
A. 18	hL	2-3	Auburn (12)	5-10
A. 19	hL	0-15	Auburn	5-11
A. 23	aL	4-7	Georgia	5-12
A. 25	aW	3-2	Kentucky	6-12
A. 26	aL	5-7	Kentucky	6-13
M. 2	aL	3-4	Florida (10)	6-14
M. 3	aL	1-3	Florida	6-15
M. 7	aL	4-7	Georgia	6-16
M. 9	hL	5-7	Georgia	6-17
M. 10	hW	12-11	Georgia	7-17

1959 (17-9-2, 11-4 SEC)

Home: 8-3; Away: 6-4-1; Neutral: 3-2-1

M. 23	aL#	3-4	Miami	0-1
M. 24	8W#	4-0	Yale	1-1
M. 25	aT#	2-2	Miami	1-1-1
M. 25	8T#	4-4	Yale	1-1-2
M. 26	aW#	15-3	Miami	2-1-2
M. 27	aW#	8-5	Yale	3-1-2
M. 27	8W#	4-0	Miami	4-1-2
M. 31	hW	11-3	Vanderbilt	5-1-2
A. 3	aL	1-10	Florida	5-2-2
A. 4	aW	12-4	Florida	6-2-2
A. 10	aW	7-2	Auburn	7-2-2
A. 11	aL	4-9	Auburn	7-3-2
A. 15	aW	4-3	Georgia	8-3-2
A. 17	hW	5-1	Auburn	9-3-2
A. 24	hL	1-4	Kentucky	9-4-2
A. 25	hW	5-4	Kentucky	10-4-2
A. 25	hW	15-1	Kentucky	11-4-2
M. 1	hW	2-1	Florida	12-4-2
M. 2	hW	17-8	Florida	13-4-2
M. 6	aL	3-4	Georgia	13-5-2
M. 8	hW	6-2	Georgia	14-5-2
M. 9	hW	12-7	Georgia	15-5-2
M. 18	aW+	4-3	Mississippi	16-5-2
M. 19	hL+	5-8	Mississippi	16-6-2
M. 20	hL+	7-11	Mississippi	16-7-2
J. 4	9L*	6-9	Clemson	16-8-2
J. 5	9W*	7-2	Geo. Washington	17-8-2
J. 6	9L*	9-16	Florida State	17-9-2

#Miami Sports Carnival
+SEC Playoff
**NCAA District 3 Playoffs*

1960 (14-11, 9-7 SEC)

Home: 6-4; Away: 6-7; Neutral: 2-0

M. 21	aW	12-3	Stetson	1-0
M. 22	aW	9-8	Stetson	2-0
M. 24	8W	13-0	Army	3-0
M. 24	aL	1-5	Miami	3-1
M. 25	8W	5-2	Army	4-1
M. 26	aL	3-4	Miami	4-2
M. 31	aL	0-10	Clemson	4-3
A. 1	hW	3-2	Auburn	5-3
A. 2	hL	4-5	Auburn	5-4
A. 8	hL	10-11	Kentucky	5-5
A. 9	hW	4-3	Kentucky	6-5
A. 11	hW	17-6	Tennessee	7-5
A. 12	hW	6-1	Tennessee	8-5
A. 15	hL	3-11	Florida	8-6
A. 16	hL	8-14	Florida	8-7
A. 22	aW	7-6	Auburn	9-7
A. 23	aW	12-0	Auburn	10-7
A. 25	aW	14-4	Vanderbilt	11-7
A. 29	hW	9-0	Georgia	12-7
M. 3	hW	12-2	Mercer	13-7
M. 6	aW	5-2	Florida	14-7
M. 7	aL	4-5	Florida	14-8
M. 10	aL	7-9	Mercer	14-9
M. 13	aL	4-9	Georgia	14-10
M. 14	aL	8-11	Georgia	14-11

1961 (6-16-2, 6-11 SEC)

Home: 3-5; Away: 3-10-1; Neutral: 0-1-1

M. 20	aL	1-4	Stetson	0-1
M. 21	aL	2-10	Stetson	0-2
M. 23	8T	2-2	Army	0-2-1
M. 23	aL	3-10	Miami	0-3-1
M. 24	8L	6-7	Army (7)	0-4-1
M. 25	aT	5-5	Miami	0-4-2
M. 27	hW	8-5	Vanderbilt	1-4-2
A. 1	hL	6-7	Auburn	1-5-2
A. 1	hL	10-12	Auburn (7)	1-6-2
A. 7	aL	6-14	Georgia	1-7-2
A. 8	aW	6-5	Georgia	2-7-2
A. 14	aL	3-5	Florida	2-8-2
A. 15	aL	0-11	Florida	2-9-2
A. 19	hL	5-12	Georgia (7)	2-10-2
A. 19	hW	6-2	Georgia (7)	3-10-2
A. 21	aL	13-24	Auburn	3-11-2
A. 22	aL	5-9	Auburn	3-12-2
A. 26	aW	12-7	Tennessee	4-12-2
A. 27	aW	8-1	Tennessee	5-12-2
A. 28	aL	15-16	Kentucky (10)	5-13-2
A. 29	aL	0-15	Kentucky (7)	5-14-2
M. 2	hL	5-15	Clemson	5-15-2
M. 5	hW	2-1	Florida	6-15-2
M. 6	hL	1-12	Florida	6-16-2

COACH JIM LUCK
20 seasons; 320-280-5 (.553)

1962 (8-16, 6-11 SEC)

Home: 5-6; Away: 3-10; Neutral: 0-0

M. 19	aL	4-10	Florida State	0-1
M. 20	aL	8-9	Florida State	0-2
M. 21	aL	6-7	Florida State (10)	0-3
M. 23	aL	1-9	Auburn	0-4
M. 24	aL	2-3	Auburn	0-5
M. 27	aL	0-11	Georgia	0-6
M. 30	hL	6-8	Auburn	0-7
A. 4	hW	9-4	Tennessee	1-7
A. 5	hW	5-4	Tennessee	2-7
A. 7	hL	3-4	Kentucky (8)	2-8
A. 7	hW	6-4	Kentucky (7)	3-8
A. 13	hL	1-12	Florida	3-9
A. 14	hL	5-9	Florida	3-10
A. 18	aL	6-7	Georgia	3-11
A. 21	hL	6-9	Clemson	3-12
A. 21	hL	4-18	Clemson (7)	3-13
A. 24	aL	1-2	Georgia	3-14
A. 27	aW	12-1	Vanderbilt	4-14
A. 28	aW	11-9	Vanderbilt	5-14
M. 1	hW	8-7	Georgia	6-14
M. 4	aL	4-15	Florida	6-15
M. 5	aL	2-7	Florida	6-16
M. 8	hW	12-2	Mercer	6-17
M. 12	aW	2-1	Mercer	6-18

1963 (9-18, 4-13 SEC)

Home: 3-9; Away: 5-8; Neutral: 1-1

M. 18	aL	5-7	Florida Southern	0-1
M. 19	7W	9-8	Ohio State	1-1
M. 20	7L	0-5	Ohio State	1-2
M. 21	aW	5-0	Rollins	2-2
M. 22	aL	5-12	Florida	2-3
M. 23	aL	2-14	Florida	2-4
M. 27	hL	4-6	Clemson	2-5
M. 29	hL	3-11	Auburn	2-6
M. 30	hL	3-5	Auburn	2-7
A. 3	aW	10-8	Clemson	3-7
A. 5	hL	8-9	Vanderbilt	3-8
A. 9	aL	0-4	Auburn	3-9
A. 10	aL	4-6	Auburn	3-10
A. 12	hL	3-6	North Carolina	3-11
A. 13	hL	6-15	Georgia	3-12
A. 16	aL	2-4	Georgia	3-13
A. 19	hL	8-11	Florida	3-14
A. 20	hW	7-2	Florida	4-14
A. 24	aL	10-13	Kentucky	4-15
A. 25	aW	5-3	Kentucky	5-15
A. 26	aW	4-2	Tennessee	6-15
A. 27	aW	7-6	Tennessee	7-15
M. 3	hL	0-5	Georgia	7-16
M. 4	aL	8-12	Georgia	7-17
M. 14	hW	5-0	Mercer	8-17
M. 16	hL	5-10	Florida State (7)	8-18
M. 16	hW	5-4	Florida State (7)	9-18

1964 (9-15, 3-10 SEC)

Home: 6-7; Away: 1-8; Neutral: 2-0

M. 23	aL#	0-5	Florida State	0-1
M. 24	aL#	2-3	Florida State	0-2
M. 25	10W#	7-4	N.E. Louisiana State	1-2
M. 26	10W#	3-2	N.E. Louisiana State	2-2
M. 27	aL	1-2	Florida	2-3
A. 2	aL	1-2	Georgia	2-4
A. 3	hW	6-3	Furman	3-4
A. 4	hW	4-3	Furman	4-4
A. 9	hL	1-7	Morehead State	4-5
A. 10	hL	4-10	Auburn	4-6
A. 11	hL	6-8	Auburn	4-7
A. 14	aL	4-22	Clemson	4-8
A. 17	hL	3-17	Florida	4-9
A. 18	hW	4-2	Florida	5-9
A. 21	hL	1-14	Florida State	5-10
A. 24	aL	0-1	Vanderbilt	5-11
A. 25	aW	2-1	Vanderbilt	6-11
A. 29	hW	4-3	Tennessee	7-11
A. 30	hL	3-4	Tennessee	7-12
M. 5	hL	0-4	Georgia	7-13
M. 8	aL	1-5	Auburn	7-14
M. 9	aL	2-10	Auburn	7-15
M. 12	hW	9-7	Mercer	8-15
M. 14	hW	4-3	Clemson	9-15

#Florida State Invitational

1965 (20-8-2)

Home: 12-3-1; Away: 7-5-1; Neutral: 1-0

M. 22	aW	5-3	Jacksonville	1-0
M. 23	aW	8-1	Jacksonville	2-0
M. 24	aW	6-4	Rollins	3-0
M. 25	aW	10-5	Rollins	4-0
M. 26	7W	15-2	Milligan	5-0
M. 27	aW	11-1	Stetson	6-0
M. 30	hW	8-5	William Jewell	7-0
M. 31	hW	1-0	William Jewell	8-0
A. 1	aL	1-10	Georgia	8-1
A. 3	aL	2-4	Clemson	8-2
A. 3	aT	6-6	Clemson	8-2-1
A. 6	hL	4-12	Georgia	8-3-1
A. 9	aL	3-12	Auburn	8-4-1
A. 10	aL	0-4	Auburn	8-5-1
A. 12	hL	1-5	Miami	8-6-1
A. 13	hL	1-2	Miami	8-7-1
A. 16	hW	3-0	North Carolina	9-7-1
A. 17	hW	6-5	North Carolina	10-7-1
A. 19	hW	6-3	Xavier	11-7-1
A. 20	hW	3-1	Georgia	12-7-1
A. 28	hW	12-5	Florida	13-7-1
A. 29	hW	4-3	Florida	14-7-1
M. 1	aW	2-0	Furman	15-7-1
M. 4	aL	5-10	Georgia	15-8-1
M. 7	hW	5-4	Auburn	16-8-1
M. 8	hW	13-5	Auburn	17-8-1
M. 11	hT	4-4	Clemson	17-8-2
M. 12	hW	11-5	Mercer	18-8-2
M. 14	hW	7-1	Berry	19-8-2
M. 15	aW	6-2	Mercer	20-8-2

1966 (14-16)

Home: 10-8; Away: 4-8; Neutral: 0-0

M. 21	aL	1-6	Valdosta State	0-1
M. 22	aL	2-4	Valdosta State (7)	0-2
M. 22	aL	2-4	Valdosta State (7)	0-3
M. 23	aL	1-14	Rollins	0-4
M. 24	aL	0-2	Rollins	0-5
M. 25	aW	6-1	Florida Southern	1-5
M. 26	aL	3-4	Florida Southern	1-6
A. 1	hW	11-2	Milligan	2-6
A. 2	hW	19-1	Milligan	3-6
A. 6	hL	3-4	Georgia	3-7
A. 9	hW	6-0	Furman	4-7
A. 11	hL	0-3	North Carolina	4-8
A. 13	aW	11-2	Georgia	5-8
A. 15	hL	6-8	Notre Dame	5-9
A. 16	hW	9-2	Notre Dame	6-9
A. 18	aL	9-14	Clemson	6-10
A. 23	aL	1-2	Auburn (7)	6-11
A. 23	aW	8-2	Auburn (7)	7-11
M. 2	aW	3-0	Mercer (12)	8-11
M. 4	hL	2-4	Georgia	8-12
M. 6	hL	2-7	Memphis State	8-13
M. 7	hW	2-0	Memphis State	9-13
M. 10	hL	2-4	West Georgia	9-14
M. 11	hW	7-5	Mercer	10-14
M. 14	hL	1-4	Miami (7)	10-15
M. 14	hW	5-3	Miami (7)	11-15
M. 17	hL	0-1	Auburn	11-16
M. 18	hW	13-3	Auburn	12-16
M. 19	hW	10-3	Berry	13-16
M. 20	hW	4-1	Clemson	14-16

1967 (21-11)

Home: 14-7; Away: 7-4; Neutral: 0-0

M. 18	hW	5-4	East Tennessee St.	1-0
M. 24	aW	9-2	Valdosta State	2-0
M. 25	aL	4-9	Valdosta State	2-1
M. 29	hW	14-1	Davidson	3-1
M. 30	hW	9-0	Davidson	4-1
M. 31	hW	10-2	Milligan	5-1
A. 1	hW	14-7	Milligan	6-1
A. 4	aL	1-10	Clemson	6-2
A. 5	hW	8-2	Georgia	7-2
A. 8	hW	8-2	Parsons	8-2
A. 12	hL	3-7	Furman	8-3
A. 14	hL	2-4	Auburn (13)	8-4
A. 15	hL	6-9	Auburn (12)	8-5
A. 18	aW	4-3	Georgia	9-5
A. 21	hW	6-2	Miami	10-5
A. 22	hW	2-1	Miami (7)	11-5
A. 22	hW	4-2	Miami (7)	12-5
A. 25	hW	13-6	Georgia	13-5
A. 27	aW	6-1	Furman	14-5
A. 29	hW	9-2	David Lipscomb	15-5
M. 2	aL	1-2	Georgia	15-6
M. 5	hL	1-4	Erskine	15-7
M. 6	hL	0-4	Clemson	15-8
M. 9	hW	4-0	Mercer	16-8
M. 10	aW	5-2	Erskine	17-8
M. 12	aW	3-1	Berry	18-8
M. 13	hW	5-3	West Georgia (7)	19-8
M. 13	hL	0-5	West Georgia (7)	19-9
M. 15	aW	9-2	Mercer	20-9
M. 17	hL	3-5	Berry	20-10
M. 19	aW	12-8	Auburn	21-10
M. 20	aL	6-8	Auburn	21-11

1968 (21-13)

Home: 18-9; Away: 2-4; Neutral: 1-0

M. 18	hW	7-6	East Tenn. State	1-0
M. 19	hW	7-5	East Tenn. State	2-0
M. 20	hW	14-3	Alma College	3-0
M. 21	hL	4-5	Alma College	3-1
M. 23	hW	4-3	Earlham	4-1
M. 24	hW	10-3	DePauw	5-1
M. 25	hW	2-1	Milligan	6-1
M. 26	hW	7-6	Milligan	7-1
M. 29	hW	23-3	Hillsdale	8-1
M. 30	hW	9-1	Hillsdale	9-1
A. 1	hW	6-1	Hillsdale	10-1
A. 1	hL	6-8	William Jewell	10-2
A. 3	hL	9-20	Tennessee	10-3
A. 4	hL	4-5	Tennessee	10-4
A. 6	hL	4-5	UT-Chattanooga	10-5
A. 11	hW	16-4	Anderson College	11-5
A. 12	hW	14-10	Anderson College	12-5
A. 13	hL	2-3	Indiana Central	12-6
A. 15	aL	3-6	Clemson	12-7
A. 16	hW	5-4	Erskine	13-7
A. 19	hW	4-3	North Carolina	14-7
A. 20	hL	3-10	North Carolina	14-8
A. 23	aW	6-2	Georgia	15-8
A. 25	hW	10-9	Berry	16-8
A. 26	hW	8-0	Jacksonville	17-8
A. 27	hL	0-1	Jacksonville	17-9
M. 1	aL	2-3	Furman	17-10
M. 2	hL	11-14	Georgia	17-11
M. 4	hW	7-0	Clemson	18-11
M. 7	aW	12-3	Mercer	19-11
M. 8	aL	4-5	Georgia	19-12
M. 9	hW	6-5	Furman	20-12
M. 13	11W	1-0	Georgia	21-12
M. 17	aL	1-6	Tennessee	21-13

1969 (16-12)

Home: 12-8; Away: 3-4; Neutral: 1-0

M. 22	hW	12-7	Furman	1-0
M. 24	hW	18-2	Hillsdale	2-0
M. 25	hW	11-0	Hillsdale	3-0
M. 26	hL	6-10	Milligan	3-1
M. 27	hW	10-9	Milligan (13)	4-1
M. 28	hL	5-6	Bowling Green (11)	4-2
M. 29	hW	15-1	DePauw	5-2
M. 31	hW	19-5	William & Mary	6-2
A. 2	hW	17-1	Olivett	7-2
A. 3	hW	7-5	West Liberty	8-2
A. 4	hL	4-6	Tulane	8-3
A. 7	hW	8-1	William Jewell	9-3
A. 8	hL	6-10	North Carolina	9-4
A. 9	hW	2-1	William Jewell	10-4
A. 12	aL	5-8	UT-Chattanooga	10-5
A. 14	aW	4-3	Clemson	11-5
A. 19	hW	9-0	UT-Chattanooga	12-5
A. 24	aW	8-3	Furman	13-5
A. 25	hL	2-3	Jacksonville	13-6
A. 26	hL	0-3	Jacksonville	13-7
A. 28	aL	1-3	Georgia	13-8
M. 2	aL	1-2	Florida State	13-9

RECORDS

YEAR-BY-YEAR RESULTS

M. 3	aW	8-5	Florida State	14-9
M. 5	hL	4-5	Stetson (10)	14-10
M. 6	hL	2-6	Stetson	14-11
M. 12	11W	9-2	Georgia	15-11
M. 13	hW	1-0	Georgia	16-11
M. 14	aL	0-1	Berry	16-12

1970 (17-7-1)

Home: 15-4-1; Away: 2-2; Neutral: 0-1

M. 23	hL	0-5	Northwestern	0-1
M. 24	hW	1-0	Northwestern	1-1
M. 25	hL	7-8	Alma College	1-2
M. 26	hW	10-1	Alma College	2-2
M. 27	hW	6-2	Indiana Central	3-2
M. 28	hW	2-0	Indiana Central	4-2
M. 30	hW	8-4	Milligan	5-2
M. 31	hT	0-0	Milligan	5-2-1
A. 1	hW	3-1	William Jewell	6-2-1
A. 2	hW	10-8	William Jewell	7-2-1
A. 4	hW	5-2	Olivet	8-2-1
A. 7	aL	6-17	Clemson	8-3-1
A. 10	hW	3-2	Erskine	9-3-1
A. 11	hW	4-3	Erskine	10-3-1
A. 14	aW	11-6	Georgia	11-3-1
A. 16	hW	9-3	Furman	12-3-1
A. 18	hW	7-2	East Tenn. State	13-3-1
A. 21	hW	4-3	Georgia	14-3-1
A. 28	aL	1-3	Georgia	14-4-1
M. 4	11L	2-7	Georgia (11)	14-5-1
M. 7	hW	7-1	Clemson	15-5-1
M. 8	hW	4-1	Middle Tenn. St.	16-5-1
M. 12	aW	3-0	Mercer	17-5-1
M. 14	hL	4-7	Berry	17-6-1
M. 15	hL	5-9	Mercer	17-7-1

1971 (31-6)

Home: 24-2; Away: 3-2; Neutral: 4-2

M. 20	hW	7-2	Bowling Green	1-0
M. 21	hW	11-8	Earlham	2-0
M. 22	hW	9-2	DePauw	3-0
M. 22	hW	4-3	Earlham	4-0
M. 23	hW	3-1	Earlham	5-0
M. 24	hW	6-3	Tennessee	6-0
M. 26	hL	3-11	Cleveland State	6-1
M. 27	hW	8-0	Cleveland State	7-1
M. 28	hW	3-2	North Carolina	8-1
M. 29	hW	3-0	Milligan	9-1
M. 30	hW	2-1	Milligan	10-1
M. 31	hW	11-0	Wake Forest	11-1
A. 2	hW	8-7	Erskine	12-1
A. 3	hW	2-0	Erskine	13-1
A. 5	hW	5-0	Hillsdale	14-1
A. 8	hW	7-3	Hope College	15-1
A. 10	hW	12-6	Olivett	16-1
A. 13	hW	8-4	Clemson	17-1
A. 15	hW	8-2	Lewis University	18-1
A. 16	hL	5-9	Lewis University	18-2
A. 21	aW	4-1	Clemson	19-2
A. 23	hW	4-3	Jacksonville	20-2
A. 24	hW	8-2	Jacksonville	21-2
A. 27	hW	9-7	Georgia	22-2
M. 4	aW	9-1	Georgia	23-2
M. 7	hW	6-0	Georgia State	24-2
M. 7	hW	6-0	Georgia State	25-2
M. 10	hW	7-0	Georgia	26-2
M. 11	aW	8-2	Georgia State	27-2
M. 14	aL	8-12	Jacksonville	27-3
M. 15	aL	1-7	Jacksonville	27-4
M. 17	11W	3-1	Georgia	28-4
M. 27	9L*	3-4	Miami	28-5
M. 28	9W*	9-4	Maryland	29-5
M. 29	9W*	5-3	Miami	30-5
M. 29	9W*	20-8	Mississippi State	31-5
M. 30	9L*	2-5	Mississippi State	31-6

**NCAA District 3 Playoffs*

1972 (21-10)

Home: 18-6; Away: 2-4; Neutral: 1-0

M. 19	hL	2-7	North Carolina	0-1
M. 20	hW	18-1	Earlham	1-1
M. 21	hW	7-2	Earlham	2-1
M. 22	hL	1-13	Ohio University	2-2
M. 23	hW	21-10	Duke	3-2
M. 24	hW	20-1	Duke	4-2
M. 26	hW	5-2	Middle Tenn. State	5-2
M. 27	hW	8-6	Milligan	6-2
M. 28	hW	7-6	Milligan	7-2
A. 1	hW	2-0	Erskine (7)	8-2
A. 1	hW	4-0	Erskine (7)	9-2
A. 3	hW	9-3	Hillsdale	10-2
A. 4	hW	6-5	Hillsdale	11-2
A. 5	hL	6-7	Wake Forest	11-3
A. 6	hW	8-5	Wake Forest	12-3
A. 9	aL	0-1	Clemson	12-4
A. 14	hL	2-3	Memphis State	12-5
A. 15	hL	3-22	Memphis State	12-6
A. 19	aL	1-3	Georgia	12-7
A. 21	hL	2-6	Jacksonville	12-8
A. 25	hW	6-5	Georgia	13-8
A. 27	hW	9-2	Georgia State	14-8
A. 29	aL	2-4	Florida State	14-9
A. 30	aL	3-8	Florida State	14-10
M. 5	hW	4-0	Mercer	15-10
M. 7	11W	2-1	Georgia (10)	16-10
M. 8	aW	13-0	Georgia State	17-10
M. 11	aW	5-0	Mercer	18-10
M. 12	hW	5-4	South Carolina	19-10
M. 19	hW	4-2	Georgia Southern	20-10
M. 20	hW	3-2	Georgia Southern	21-10

1973 (20-6-2)

Home: 16-4-1; Away: 3-2-1; Neutral: 1-0

M. 22	hW	13-4	DePauw	1-0
M. 23	hW	13-6	Cleveland State	2-0
M. 24	hW	12-5	Hillsdale	3-0
M. 24	hL	1-2	Bowling Green	3-1
M. 26	hW	2-1	Yale	4-1
M. 27	hW	3-2	Yale	5-1
M. 28	aW	4-1	UT-Chattanooga	6-1
M. 30	hW	3-1	Milligan	7-1
A. 2	hL	4-6	Virginia	7-2
A. 3	hT	11-11	Virginia	7-2-1
A. 6	hW	4-2	Erskine	8-2-1
A. 9	hW	10-3	Stetson	9-2-1
A. 10	hW	4-2	Stetson	10-2-1
A. 13	hW	7-1	Tulane	11-2-1
A. 14	hW	3-2	Tulane	12-2-1
A. 19	hW	8-2	Old Dominion	13-2-1
A. 21	hW	5-3	W. Carolina (10)	14-2-1
A. 28	hW	1-0	Florida State	15-2-1
A. 29	hW	3-2	Florida State	16-2-1
M. 1	aW	2-1	Georgia	17-2-1
M. 2	hW	4-3	Mercer	18-2-1
M. 4	aW	7-6	Mercer	19-2-1
M. 11	aT	2-2	South Carolina (5)	19-2-2
M. 12	aL	3-11	South Carolina	19-3-2
M. 13	aL	0-2	South Carolina	19-4-2
M. 14	11W	3-2	Georgia (12)	20-4-2
M. 16	hL	5-6	Georgia Southern	20-5-2
M. 16	hL	2-13	Georgia Southern	20-6-2

1974 (20-17)

Home: 20-9; Away: 0-6; Neutral: 0-2

M. 4	hL	6-14	Virginia	0-1
M. 5	hW	4-2	Virginia	1-1
M. 6	hW	8-3	Virginia	2-1
M. 9	hW	10-2	Olivet	3-1
M. 9	hW	1-0	Olivet	4-1
M. 10	hL	5-7	Maryland	4-2
M. 11	hW	15-9	West Georgia	5-2
M. 22	hW	8-0	Earlham	6-2
M. 22	hL	3-7	Cleveland State	6-3
M. 23	hW	7-1	Hillsdale	7-3
M. 23	hL	2-3	Bowling Green	7-4
M. 24	hW	5-3	Western Michigan	8-4
M. 30	hW	10-4	Hillsdale	9-4
M. 31	hW	7-5	Harvard	10-4
A. 3	hW	11-7	Clemson	11-4
A. 5	hW	12-4	Erskine	12-4
A. 6	hW	15-10	Erskine	13-4
A. 7	aL	5-10	Georgia Southern	13-5
A. 9	aL	3-12	Clemson	13-6
A. 10	hW	6-1	Old Dominion	14-6
A. 13	aL	2-4	South Carolina	14-7
A. 13	aL	1-4	South Carolina	14-8
A. 15	hW	9-0	UT-Chattanooga	15-8
A. 17	aL	8-10	Clemson	15-9
A. 19	hL	3-7	Stetson	15-10
A. 20	hW	18-5	Stetson	16-10
A. 23	aL	11-16	Georgia	16-11
A. 25	hW	13-12	Kentucky	17-11
A. 27	hL	5-10	Western Carolina	17-12
A. 28	hW	10-6	Western Carolina	18-12
A. 30	hW	10-9	Georgia	19-12
M. 2	hL	12-13	West Georgia	19-13
M. 6	hW	7-4	Mercer	20-13
M. 11	hL	3-6	South Carolina	20-14
M. 11	hL	1-12	South Carolina	20-15
M. 12	11L	3-5	Georgia	20-16
M. 15	12L	7-11	Auburn	20-17

1975 (12-17)

Home: 11-11; Away: 0-5; Neutral: 1-1

M. 9	hW	14-7	Marietta [Ohio]	1-0
M. 20	hW	22-7	Earlham	2-0
M. 21	hW	41-0	Earlham	3-0
M. 22	hW	11-1	Olivet	4-0
M. 22	hW	10-1	Olivet	5-0
M. 23	hW	6-4	Cleveland State	6-0
M. 25	hL	1-10	Cleveland State	6-1
M. 26	hL	4-5	Old Dominion	6-2
M. 27	aL	0-1	Mercer	6-3
M. 28	aL	2-3	West Georgia	6-4
M. 29	hW	12-2	Hillsdale	7-4
M. 29	hW	11-5	Anderson College	8-4
M. 31	hW	3-1	Erskine	9-4
A. 1	hW	11-2	Erskine	10-4
A. 5	hW	10-7	Hillsdale	11-4
A. 5	hL	4-9	Milligan	11-5
A. 8	hL	3-10	Clemson	11-6
A. 12	aL	0-11	Florida State	11-7
A. 13	aL	3-9	Florida State	11-8
A. 22	hL	3-18	Clemson	11-9
A. 23	hL	1-5	Georgia	11-10
A. 26	hL	5-7	Western Carolina	11-11
A. 30	hL	6-9	Georgia Southern	11-12
M. 6	aL	3-4	Georgia	11-13
M. 9	hL	3-10	Shorter College	11-14
M. 12	11W	9-8	Georgia	12-14
M. 20	hL	0-6	South Carolina	12-15
M. 20	hL	1-20	South Carolina	12-16
M. 21	12L	5-6	Auburn	12-17

1976 (12-22)

Home: 12-14; Away: 0-4; Neutral: 0-4

M. 7	hL	7-9	Virginia	0-1
M. 7	hW	3-2	Virginia	1-1
M. 8	hL	4-10	Olivet	1-2
M. 8	hW	7-0	Olivet	2-2
M. 11	hL	3-5	Old Dominion	2-3
M. 12	hL	1-5	Mercer	2-4
M. 22	hL	6-11	Cleveland State	2-5
M. 23	hW	5-1	Milligan	3-5
M. 24	hW	10-7	Cleveland State	4-5
M. 26	hW	11-9	Erskine	5-5
M. 27	hW	13-4	Hillsdale	6-5
M. 27	hW	4-3	Hope College	7-5
A. 2	hW	12-3	Northwood Institute	8-5
A. 3	hW	2-1	Hillsdale	9-5
A. 3	hL	5-10	Troy State	9-6
A. 5	hL	3-12	Clemson	9-7
A. 8	hL	2-15	West Georgia	9-8
A. 10	hW	14-10	Western Carolina	10-8
A. 11	hW	9-0	Western Carolina	11-8
A. 12	hL	10-12	Clemson	11-9
A. 16	hL	2-10	UNC-Wilmington	11-10
A. 17	hL	3-6	UNC-Wilmington	11-11
A. 20	hL	7-20	Georgia	11-12
A. 23	aL	6-8	Mercer	11-13
A. 24	hL	1-3	USC-Aiken	11-14
A. 27	aL	3-6	South Carolina	11-15
A. 27	aL	0-8	South Carolina	11-16
M. 2	hL	6-18	Florida State	11-17
M. 2	hW	4-3	Florida State	12-17
M. 5	aL	1-4	Georgia	12-18
M. 10	11L	5-6	Georgia	12-19
M. 13	24L	5-9	West Georgia	12-20
M. 15	13L+	3-6	Louisville	12-21
M. 18	12L	4-6	Auburn	12-22

+Metro Tournament

1977 (18-12)

Home: 15-8; Away: 2-1; Neutral: 1-3

M. 5	hW	7-1	Slippery Rock	1-0
M. 9	hW	10-0	Old Dominion	2-0
M. 20	hL	3-6	Milligan	2-1
M. 23	hL	1-7	Cleveland State	2-2
M. 23	hW	7-5	Cleveland State	3-2
M. 24	hW	9-2	Baldwin-Wallace	4-2
M. 25	hW	9-6	Hope College	5-2
A. 1	hW	7-1	Northwood Institute	6-2
A. 2	hW	8-6	Greenville [Ill.]	7-2
A. 5	hW	18-3	Centenary	8-2
A. 6	1L	0-7	Atlanta Braves [exh]	8-2
A. 7	hW	11-7	Indiana-Purdue	9-2
A. 8	hL	7-8	Clemson	9-3
A. 11	hW	8-7	Elmhurst	10-3
A. 13	hW	17-16	Baptist	11-3
A. 14	hW	3-2	Baptist	12-3
A. 16	hW	6-5	USC-Aiken	13-3
A. 18	hL	2-6	West Georgia	13-4
A. 20	aW	8-3	Georgia	14-4
A. 26	aW	11-2	West Georgia	15-4
A. 29	aL	3-11	Mercer	15-5
A. 30	hL	5-14	Western Carolina	15-6
M. 4	hW	11-7	Tennessee Temple	16-6
M. 6	hL	2-8	South Carolina (12)	16-7
M. 7	hL	8-9	South Carolina	16-8
M. 9	hW	9-1	Mercer	17-8
M. 10	hL	1-12	Georgia	17-9
M. 13	13W+	3-2	St. Louis	18-9
M. 13	13L+	2-9	Memphis State	18-10
M. 14	13L+	3-15	Louisville	18-11
M. 17	12L	6-7	Auburn	18-12

+Metro Tournament

1978 (14-15)

Home: 9-9; Away: 2-5; Neutral: 3-1

M. 20	hW	10-7	Cleveland State	1-0
M. 21	hL	3-12	Shorter	1-1
M. 22	hL	5-13	Cleveland State	1-2
M. 24	hW	19-13	Appalachian State	2-2
M. 25	hW	24-6	Hope College	3-2
M. 25	hL	4-8	Northwood Institute	3-3
M. 27	hW	13-0	Olivet	4-3
M. 29	hW	14-1	Elmhurst	5-3
M. 30	hW	17-0	Fairfield	6-3
A. 1	hL	4-5	Stetson	6-4
A. 2	hW	5-2	Hillsdale (7)	7-4
A. 3	hW	16-1	Hillsdale (7)	8-4
A. 5	1L	3-13	Atlanta Braves [exh]	8-4
A. 7	hL	9-13	Clemson	8-5
A. 9	hL	8-9	Coastal Carolina (10)	8-6
A. 13	aW	2-1	Clemson	9-6
A. 15	hL	4-5	Troy State (11)	9-7
A. 16	hL	3-18	Miami	9-8
A. 19	aL	8-17	Georgia	9-9
A. 22	hW	8-2	West Georgia	10-9
A. 24	hL	5-8	Mercer	10-10
A. 27	aL	3-6	South Carolina (7)	10-11
A. 27	aL	3-9	South Carolina (7)	10-12
M. 6	aW	5-4	Mercer (11)	11-12
M. 11	aL+	3-4	Florida State (10)	11-13
M. 12	10W+	8-5	St. Louis	12-13
M. 12	10W+	6-5	Cincinnati	13-13
M. 13	aL+	4-8	Florida State	13-14
M. 16	12W	10-8	Auburn	14-14
M. 18	11L	2-3	Georgia	14-15

+Metro Tournament

1979 (15-16)

Home: 13-12; Away: 0-4; Neutral: 2-0

M. 2	hL	1-7	Evansville	0-1
M. 3	hL	1-3	Western Carolina (5)	0-2
M. 7	hW	12-3	St. Francis	1-2
M. 8	hL	9-17	Jacksonville State (8)	1-3
M. 18	hL	3-7	Fairfield	1-4
M. 19	hW	4-3	Cleveland State	2-4
M. 20	hW	19-9	William Jewell	3-4
M. 22	hW	7-4	Cleveland State	4-4
M. 23	hL	3-9	Northwood Institute	4-5
M. 24	hW	16-5	Greenville	5-5
M. 26	hW	24-8	Milligan(7)	6-5
M. 28	hL	4-21	South Carolina	6-6
M. 30	hL	4-5	Hillsdale	6-7
M. 31	hW	24-3	Hillsdale (7)	7-7
M. 31	hW	12-11	Hope College	8-7
A. 4	1L	0-5	Atlanta Braves [exh]	8-7
A. 6	hL	4-13	Georgia	8-8
A. 7	hW	15-2	Ala.-Birmingham	9-8
A. 11	hL	6-14	Clemson	9-9
A. 17	hW	9-6	Georgia	10-9
A. 18	aL	2-20	Clemson	10-10
A. 20	hL	9-10	Georgia State	10-11
A. 21	hW	13-12	Tennessee Temple	11-11
A. 23	hW	13-9	West Georgia	12-11
A. 24	aL	6-7	West Georgia	12-12
A. 28	hL	2-5	Florida State	12-13
A. 29	hL	4-11	Florida State	12-14
M. 1	11W	9-6	Georgia	13-14
M. 4	hW	8-6	Mercer	14-14
M. 5	aL	2-3	Ala.-Birmingham	14-15
M. 12	aL	2-3	Georgia State	14-16
M. 15	12W	7-6	Auburn	15-16

1980 (8-19, 3-10 ACC)

Home: 8-12; Away: 0-7; Neutral: 0-0

M. 4	hL	3-17	Shorter	0-1
M. 9	hL	3-10	Appalachian State	0-2
M. 11	hW	7-3	Va. Commonwealth	1-2
M. 15	hL	4-9	Wake Forest	1-3
M. 23	hW	12-3	Northwood Institute	2-3
M. 25	aL	12-16	Georgia State	2-4
M. 27	aL	4-6	Georgia	2-5
M. 29	aL	4-5	North Carolina	2-6
A. 1	hW	8-7	Hope College (10)	3-6
A. 2	hL	5-9	Anderson College	3-7
A. 3	aL	1-18	Clemson	3-8

YEAR-BY-YEAR RESULTS

A. 5	hW	7-5	N.C. State	4-8
A. 5	hW	8-7	N.C. State (8)	5-8
A. 8	hL	6-20	North Carolina	5-9
A. 9	hW	12-10	Clemson	6-9
A. 11	aL	2-11	Duke	6-10
A. 12	aL	3-4	Duke	6-11
A. 17	hL	9-11	Maryland	6-12
A. 18	hL	5-9	Maryland	6-13
A. 19	hL	4-5	Virginia	6-14
A. 20	hL	8-10	Virginia	6-15
A. 25	aL+	2-9	Maryland	6-16
A. 29	hL	5-12	Georgia	6-17
A. 30	hW	4-1	Georgia College	7-17
M. 2	hL	5-9	Tennessee Temple	7-18
M. 3	hL	11-12	Virginia Tech (10)	7-19
M. 4	hW	7-6	Georgia State (10)	8-19

+ACC Tournament

1981 (14-24, 1-13 ACC)

Home: 12-13; Away: 1-9; Neutral: 1-2

M. 2	hL	5-7	Mercer	0-1
M. 5	aW	35-9	Georgia State	1-1
M. 7	hL	4-5	Western Carolina	1-2
M. 8	hL	2-8	Western Carolina	1-3
M. 9	hL	1-2	Duke	1-4
M. 10	hL	2-3	Duke	1-5
M. 11	hL	9-12	Indiana Southeast	1-6
M. 12	aL	6-16	Georgia	1-7
M. 24	hW	11-2	Hope College	2-7
M. 25	hW	6-4	Hope College	3-7
M. 26	aL	2-10	N.C. State	3-8
M. 27	aL	5-10	North Carolina	3-9
M. 28	aL	6-7	Wake Forest	3-10
M. 31	hL	6-7	Elmhurst	3-11
A. 2	aL	4-6	Clemson	3-12
A. 3	hL	9-16	Kentucky	3-13
A. 4	hW	21-20	Wake Forest	4-13
A. 5	hW	12-10	Northwood Institute	5-13
A. 7	hL	5-10	Clemson	5-14
A. 10	hL	3-5	North Carolina	5-15
A. 12	hL	5-12	N.C. State	5-16
A. 16	aL	1-11	Virginia	5-17
A. 17	aL	8-10	Virginia	5-18
A. 18	aL	4-12	Maryland	5-19
A. 19	aL	1-4	Maryland	5-20
A. 22	14L+	6-7	Clemson	5-21
A. 23	14W+	5-2	Virginia	6-21
A. 24	14L+	6-9	N.C. State	6-22
A. 29	hW	6-2	Georgia College	7-22
A. 30	hL	1-15	Shorter	7-23
M. 2	hW	9-5	Jacksonville State	8-23
M. 5	hW	19-10	Tennessee Temple	9-23
M. 7	hW	3-2	Georgia	10-23
M. 8	hW	11-8	Armstrong State	11-23
M. 9	hW	17-0	West Georgia	12-23
M. 12	hL	3-4	Virginia Tech	12-24
M. 14	hW	13-0	Florida A&M	13-24
M. 15	hW	5-2	Georgia State	14-24

+ACC Tournament

COACH JIM MORRIS
12 seasons; 504-244-1 (.674)

1982 (29-20, 6-8 ACC)

Home: 23-13; Away: 5-5; Neutral: 1-2

M. 1	hL	8-9	South Carolina	0-1
M. 2	hW	12-11	Campbell	1-1
M. 4	hW	17-9	Huntingdon	2-1
M. 6	hW	8-5	Western Kentucky	3-1
M. 7	hL	3-6	Western Kentucky	3-2
M. 8	hW	8-4	Ohio Northern	4-2
M. 9	aW	9-7	Georgia	5-2
M. 11	hW	17-2	UNC-Wilmington	6-2
M. 12	hL	1-3	Augusta (8)	6-3
M. 12	hW	6-5	Augusta (7)	7-3
M. 13	hL	3-4	Wake Forest	7-4
M. 22	hL	3-9	Tennessee	7-5
M. 23	hW	12-0	Hope College	8-5
M. 24	hW	12-4	Hope College	9-5
M. 25	aL	7-13	N.C. State	9-6
M. 26	aL	7-8	North Carolina	9-7
M. 28	hW	15-3	Howard	10-7
M. 29	hW	16-4	Sienna Heights	11-7
M. 30	hW	3-2	Columbus	12-7
A. 1	aL	4-17	Clemson	12-8
A. 2	hL	4-10	Kentucky	12-9
A. 3	hW	7-6	N.C. State	13-9
A. 4	hL	11-13	North Carolina	13-10
A. 7	hL	2-10	Clemson	13-11
A. 10	aL	1-6	Duke (7)	13-12
A. 10	aW	5-3	Duke (7)	14-12
A. 11	aL	7-12	Wake Forest	14-13
A. 12	aW	12-9	UNC Charlotte	15-13
A. 16	hW	5-4	Virginia (7)	16-13
A. 16	hW	12-2	Virginia (7)	17-13
A. 18	hW	3-2	Maryland (7)	18-13
A. 18	hW	5-4	Maryland (7)	19-13
A. 21	14W+	5-1	N.C. State	20-13
A. 22	14L+	2-16	Clemson	20-14
A. 23	14L+	6-8	Wake Forest	20-15
A. 27	hW	9-3	Georgia College	21-15
A. 28	hL	7-9	Georgia (10)	21-16
A. 30	hW	6-5	Mercer-Atlanta	22-16
M. 1	hW	4-3	Georgia State	23-16
M. 3	hL	3-4	Florida	23-17
M. 5	aW	10-2	Mercer-Atlanta	24-17
M. 8	hW	13-2	Tennessee Temple	25-17
M. 9	hW	2-0	Georgia Southern	26-17
M. 9	hL	3-8	Georgia Southern	26-18
M.10	hW	8-3	West Georgia	27-18
M. 12	hW	8-6	Auburn	28-18
M. 14	hL	7-10	Miami	28-19
M. 15	hL	3-13	Miami	28-20
M. 16	aW	20-4	Georgia State	29-20

+ACC Tournament

1983 (38-15, 6-8 ACC)

Home: 32-3; Away: 6-10; Neutral: 0-2

F. 21	aW	4-1	Miami	1-0
F. 22	aL	7-10	Miami	1-1
F. 23	aL	4-10	Miami	1-2
F. 25	hW	14-5	Western Carolina	2-2
F. 26	hW	16-9	Western Carolina	3-2
F. 28	hW	8-4	Ball State	4-2
M. 1	hW	14-4	Ball State (7)	5-2
M. 1	hW	12-0	Ball State (7)	6-2
M. 2	hW	10-3	Davidson	7-2
M. 4	hW	14-8	Illinois State	8-2
M. 5	hW	8-5	Ohio Northern	9-2
M. 6	hW	5-2	Illinois State (7)	10-2
M. 6	hW	9-8	Illinois State (7)	11-2
M. 9	hW	11-10	AppalachianState	12-2
M. 10	hW	15-8	Duke	13-2
M. 11	hL	4-25	Duke	13-3
M. 12	hW	11-3	South Carolina	14-3
M. 19	hW	11-4	Geo. Washington	15-3
M. 22	aW	19-8	Virginia	16-3
M. 23	aL	2-15	Virginia	16-4
M. 24	aL	2-5	Maryland	16-5
M. 25	aL	5-8	Maryland	16-6
M. 27	hW	8-5	Wake Forest	17-6
M. 28	hW	7-3	Howard	18-6
M. 29	hW	12-6	Hope College	19-6
M. 30	hW	11-4	Hope College	20-6
A. 1	aL	2-4	North Carolina	20-7
A. 2	aL	6-10	Wake Forest	20-8
A. 5	aW	10-3	Georgia State	21-8
A. 7	hW	7-6	Clemson	22-8
A. 9	hW	14-8	N.C. State (7)	23-8
A. 9	hL	5-8	N.C. State (7)	23-9
A. 10	hW	5-4	North Carolina	24-9
A. 12	hW	12-3	Tennessee Temple	25-9
A. 13	hW	6-3	Columbus	26-9
A. 14	hW	16-7	Auburn	27-9
A. 16	hW	8-6	Georgia State	28-9
A. 17	aL	6-19	Clemson	28-10
A. 20	14L+	7-10	N.C. State	28-11
A. 21	14L+	1-8	Virginia	28-12
A. 26	aW	19-6	Mercer-Atlanta	29-12
A. 27	aW	16-0	Mercer-Atlanta	30-12
A. 28	hW	10-8	Georgia College	31-12
A. 30	aL	10-11	Georgia	31-13
M. 1	hL	3-15	Georgia	31-14
M. 2	hW	7-6	Ga. Southwestern	32-14
M. 4	aL	3-4	Auburn (10)	32-15
M. 5	hW	21-3	Mercer-Atlanta	33-15
M. 6	hW	17-7	Mercer-Atlanta	34-15
M. 8	hW	16-6	Georgia State	35-15
M. 9	hW	16-6	West Georgia	36-15
M. 10	hW	18-8	Virginia Tech	37-15
M.11	aW	14-4	Georgia State	38-15

+ACC Tournament

1984 (36-19, 5-7 ACC)

Home: 26-11; Away: 7-6; Neutral: 3-2

F. 18	aL	6-12	Florida State	0-1
F. 19	aW	15-2	Florida State	1-1
F. 20	aW	15-7	Georgia Southern	2-1
F. 21	aW	18-6	Georgia Southern	3-1
F. 24	hW	12-5	Liberty Baptist	4-1
F. 25	hL	3-4	Liberty Baptist	4-2
F. 26	hW	12-8	Georgia College	5-2
M. 1	hW	13-3	Southern Univ.	6-2
M. 2	hW	9-3	Southern Univ.	7-2
M. 3	hW	6-4	Appalachian State	8-2
M. 4	hL	5-14	Evansville	8-3
M. 8	hW	14-8	Old Dominion	9-3
M. 9	hW	7-2	Virginia	10-3
M. 10	hL	1-13	Virginia	10-4
M. 17	hW	16-2	Cincinnati	11-4
M. 18	hW	9-2	Maryland	12-4
M. 19	hL	11-16	Maryland	12-5
M. 21	hW	18-4	Ohio State (7)	13-5
M. 21	hW	14-5	Ohio State	14-5
M. 22	hW	8-7	Kent State	15-5
M. 23	hW	14-0	Hillsdale (7)	16-5
M. 23	hW	9-1	Hillsdale (7)	17-5
M. 24	hW	11-8	Elon	18-5
M. 25	aW	11-4	Wake Forest	19-5
M. 26	aW	10-3	South Carolina	20-5
M. 27	aL	1-5	Clemson	20-6
M. 29	hW	16-1	Hope College	21-6
M. 29	hW	12-1	Mercer-Atlanta	22-6
M. 31	hL	4-9	North Carolina	22-7
A. 1	hW	18-11	N.C. State	23-7
A. 5	hW	19-5	Florida A&M	24-7
A. 7	aL	2-6	North Carolina (10)	24-8
A. 8	aL	2-5	N.C. State	24-9
A. 10	aW	7-5	Georgia State	25-9
A. 11	hL	2-7	Clemson	25-10
A. 12	hW	24-5	Tennessee Temple	26-10
A. 13	hW	15-13	Shorter	27-10
A. 15	hW	6-4	Wake Forest	28-10
A. 18	15L+	0-4	Maryland	28-11
A. 19	15W+	4-3	Wake Forest (12)	29-11
A. 20	15W+	8-4	Duke (10)	30-11
A. 21	15W+	5-3	N.C. State	31-11
A. 21	15L+	4-9	North Carolina	31-12
A. 27	hW	31-6	Georgia State	32-12
A. 28	hW	23-3	Mercer-Atlanta	33-12
A. 29	hW	12-3	Georgia State	34-12
M. 1	hL	14-16	Georgia (10)	34-13
M. 2	aL	13-14	Georgia	34-14
M. 4	hW	8-5	Auburn	35-14
M. 5	hL	4-12	South Alabama	35-15
M. 6	hL	6-16	South Alabama	35-16
M. 7	aW	17-7	Georgia State	36-16
M. 8	hL	8-9	Georgia (11)	36-17
M. 9	aL	8-10	Georgia	36-18
M. 11	hL	7-9	West Georgia	36-19

+ACC Tournament

1985 (42-19-1, 6-7-1 ACC)

Home: 33-10; Away: 7-8-1; Neutral: 2-1

F. 22	aW	6-5	New Orleans	1-0
F. 23	aW	7-5	New Orleans	2-0
F. 26	hW	21-11	Ball State	3-0
F. 27	hW	12-1	East Tenn. St. (7)	4-0
F. 27	hW	3-2	East Tenn. St. (7)	5-0
M. 1	hW	20-0	Tennessee Temple	6-0
M. 2	hW	5-2	South Carolina	7-0
M. 3	hW	12-4	Evansville	8-0
M. 6	hW	15-7	Western Michigan	9-0
M. 7	hW	11-6	Central Michigan	10-0
M. 8	hW	10-5	Duke	11-0
M. 9	hL	3-5	Duke	11-1
M. 10	hW	9-7	Eastern Michigan	12-1
M. 12	aW	9-3	Georgia	13-1
M. 13	hL	4-5	Georgia	13-2
M. 16	hW	6-4	Wake Forest	14-2
M. 23	hL	0-1	Northwestern (7)	14-3
M. 23	hW	6-0	Northwestern (7)	15-3
M. 24	hL	4-5	Northwestern	15-4
M. 25	hW	17-1	Howard (7)	16-4
M. 25	hW	16-4	Howard (7)	17-4
M. 27	aT	9-9	Wake Forest	17-4-1
M. 28	aW	29-2	Maryland	18-4-1
M. 29	aL	6-8	Maryland	18-5-1
M. 30	aW	8-4	Virginia	19-5-1
M. 31	aL	4-9	Virginia	19-6-1
A. 2	hW	17-5	Mercer	20-6-1
A. 3	aL	2-4	Clemson	20-7-1
A. 4	hW	12-5	Auburn	21-7-1
A. 6	hL	3-5	North Carolina	21-8-1
A. 7	hW	4-3	N.C. State	22-8-1
A. 8	hW	17-5	West Georgia	23-8-1
A. 9	aW	13-5	Mercer	24-8-1
A. 10	hW	9-8	Clemson	25-8-1
A. 11	hW	15-4	Augusta	26-8-1
A. 13	aL	5-8	N.C. State	26-9-1
A. 14	aL	3-4	North Carolina	26-10-1
A. 15	hL	9-11	Georgia College	26-11-1
A. 17	hW+	23-11	N.C. State	27-11-1
A. 18	hW+	15-11	Wake Forest	28-11-1
A. 19	hW+	12-9	Clemson	29-11-1
A. 20	hW+	8-2	Maryland	30-11-1
A. 20	hW+	7-5	Clemson	31-11-1
A. 24	aL	5-6	Auburn	31-12-1
A. 26	hW	8-7	USC-Aiken	32-12-1
A. 27	hL	10-11	USC-Aiken	32-13-1
A. 28	hL	0-19	Florida State	32-14-1
A. 29	hL	3-13	Florida State	32-15-1
M. 1	aL	3-16	Georgia	32-16-1
M. 3	hW	9-6	South Alabama	33-16-1
M. 4	hW	9-1	South Alabama	34-16-1
M. 5	hW	10-0	Tenn. Tech (7)	35-16-1
M. 5	hW	8-0	Tenn. Tech (7)	36-16-1
M. 7	hL	4-5	Georgia	36-17-1
M. 10	hW	5-1	Georgia State	37-17-1
M. 11	hW	15-6	Ga. Southern	38-17-1
M. 12	hW	3-1	Ga. Southern	39-17-1
M. 18	16L	5-7	Miss.State (exh)	39-17-1
M. 19	16L	7-15	Miss.State (exh)	39-17-1
M. 19	aL	2-3	Miss.State (exh)	39-17-1
M. 23	17W*	7-6	Central Michigan	40-17-1
M. 24	aL*	1-9	Florida State	40-18-1
M. 25	17W*	14-13	Eastern Kentucky	41-18-1
M. 25	aW*	8-3	Florida State	42-18-1
M. 26	17L*	5-7	Arkansas	42-19-1

Russ Chandler Stadium opened
+ACC Tournament (Champions)
**NCAA South II Regional*

1986 (45-23, 10-4 ACC)

Home: 24-11; Away: 7-12; Neutral: 14-0

F. 22	aL	4-6	Florida State	0-1
F. 23	aL	4-9	Florida State	0-2
F. 24	aL	1-5	Georgia Southern	0-3
F. 25	aL	8-11	Georgia Southern	0-4
F. 26	hL	12-13	Armstrong State	0-5
F. 27	hL	6-7	Armstrong State (10)	0-6
M. 1	hL	4-14	South Carolina	0-7
M. 2	hL	14-15	South Carolina (10)	0-8
M. 4	aW	3-2	Duke	1-8
M. 5	aW	4-3	Duke	2-8
M. 6	hW	7-6	Xavier	3-8
M. 7	hW	10-8	Western Kentucky	4-8
M. 8	hW	9-7	Virginia	5-8
M. 9	hW	18-4	Virginia	6-8
M. 10	hL	10-11	Old Dominion	6-9
M. 12	hW	12-0	Guilford	7-9
M. 15	hW	8-2	Wake Forest	8-9
M. 22	aL#	2-6	Hawaii	8-10
M. 23	18W#	9-1	Waseda (exh)	8-10
M. 23	18W#	4-3	Sacramento St. (12)	9-10
M. 24	18W#	4-3	Hawaii-Pacific (10)	10-10
M. 25	18W#	19-11	Santa Clara	11-10
M. 26	18W#	8-1	Sacramento State	12-10
M. 27	18W#	6-1	Santa Clara	13-10
M. 27	aW#	9-2	Hawaii	14-10
M. 28	18W#	5-1	Hawaii-Pacific	15-10
M. 28	18L#	3-8	Waseda (exh)	15-10
M. 31	hW	11-4	Maryland	16-10
A. 1	hW	26-0	Maryland	17-10
A. 3	hW	11-2	West Georgia	18-10
A. 4	hL	5-15	New Orleans	18-11
A. 5	hW	7-0	New Orleans	19-11
A. 6	hW	10-7	New Orleans	20-11
A. 8	hL	3-4	Western Carolina	20-12
A. 9	hW	13-11	Western Carolina	21-12
A. 10	hW	12-4	Augusta	22-12
A. 12	aL	6-8	North Carolina	22-13
A. 13	aL	2-3	N.C. State (10)	22-14
A. 14	aL	2-14	Wake Forest	22-15
A. 16	hL	3-13	Georgia	22-16
A. 17	aW	7-2	Georgia State	23-16
A. 19	hW	7-6	N.C. State	24-16
A. 20	hW	12-3	North Carolina	25-16
A. 22	hL	3-6	Clemson	25-17
A. 23	hW	6-4	Auburn	26-17
A. 24	hW	15-4	Georgia State	27-17
A. 25	hW	8-7	USC-Aiken	28-17
A. 27	hW	10-1	Shorter	29-17
A. 28	aL	7-8	Auburn (10)	29-18
A. 29	hW	16-9	Mercer	30-18
A. 30	aL	2-4	Georgia	30-19
M. 1	hL	5-16	Georgia College	30-20
M. 2	aW	5-2	Mercer	31-20
M. 3	hW	4-3	South Alabama	32-20
M. 4	hW	7-4	South Alabama	33-20
M. 5	aW	13-0	Augusta	34-20
M. 6	hW	4-2	Columbus	35-20
M. 7	aW	7-0	Clemson	36-20
M. 10	hL	2-4	Georgia Southern	36-21
M. 11	hW	7-1	Georgia Southern	37-21
M. 14	15W+	7-5	Maryland	38-21

RECORDS

YEAR-BY-YEAR RESULTS

M. 15	15W+	16-5	Clemson	39-21
M. 16	15W+	7-3	N.C. State	40-21
M. 17	15W+	9-7	North Carolina	41-21
M. 17	15W+	9-6	N.C. State	42-21
M. 23	19W*	9-8	Navy (14)	43-21
M. 24	19W*	8-7	W. Carolina (11)	44-21
M. 25	aL*	6-7	Miami (10)	44-22
M. 25	19W*	12-6	Alabama	45-22
M. 26	aL*	9-15	Miami	45-23

#Rainbow Easter Tournament (Champions)
+ACC Tournament (Champions)
**NCAA Atlantic Regional*

1987 (51-14, 17-4 ACC)

Home: 33-7; Away: 14-6; Neutral: 4-1

F. 13	hW	12-1	Samford	1-0
F. 14	hW	19-0	Samford	2-0
F. 17	hW	10-4	Furman	3-0
F. 22	aW	10-1	Jacksonville	4-0
F. 23	aW	10-3	Georgia Southern	5-0
F. 24	aW	2-1	Ga. Southern (10)	6-0
F. 28	aW	6-5	New Orleans (7)	7-0
F. 28	aW	17-5	New Orleans (7)	8-0
M. 1	aW	14-11	New Orleans	9-0
M. 3	hW	13-6	UNC-Wilmington	10-0
M. 5	20L	3-9	Atlanta Braves (exh)	10-0
M. 6	hW	21-5	Evansville	11-0
M. 7	hW	10-6	Evansville	12-0
M. 9	hW	19-4	Piedmont	13-0
M. 10	hW	18-2	Piedmont	14-0
M. 11	aW	12-7	Mercer	15-0
M. 12	hW	18-2	Virginia	16-0
M. 21	hL	5-10	Jacksonville	16-1
M. 22	hL	10-12	Jacksonville	16-2
M. 23	hW	20-1	East Tennessee St.	17-2
M. 24	hW	15-0	East Tennessee St.	18-2
M. 25	hW	19-8	East Tennessee St.	19-2
M. 26	hW	11-0	Howard (5)	20-2
M. 27	aW	10-2	Maryland	21-2
M. 28	aL	2-3	Virginia	21-3
M. 29	aL	3-19	Virginia	21-4
M. 31	hL	5-7	Florida State	21-5
A. 1	hL	8-10	Florida State	21-6
A. 4	hW	3-1	North Carolina (7)	22-6
A. 4	hW	16-4	North Carolina (7)	23-6
A. 5	hW	10-8	N.C. State	24-6
A. 7	aL	4-7	Augusta	24-7
A. 8	hW	4-2	Clemson	25-7
A. 10	aW	6-3	Duke	26-7
A. 11	aL	2-7	Duke	26-8
A. 12	aW	13-9	Wake Forest	27-8
A. 14	hW	19-15	Armstrong State	28-8
A. 15	aW	7-6	Clemson	29-8
A. 17	hW	8-1	Duke	30-8
A. 18	hW	9-8	Wake Forest (11)	31-8
A. 19	hW	19-5	Wake Forest	32-8
A. 20	hW	19-5	Kennesaw State	33-8
A. 21	hW	9-1	Appalachian State	34-8
A. 22	hW	12-2	Clemson	35-8
A. 24	aW	7-5	North Carolina	36-8
A. 26	aL	3-10	N.C. State (7)	36-9
A. 26	aW	6-1	N.C. State (7)	37-9
A. 28	hL	6-11	Auburn	37-10
A. 29	aL	4-9	Georgia	37-11
M. 1	hW	20-14	Maryland	38-11
M. 2	hW	7-3	Maryland	39-11
M. 3	hW	18-8	Augusta	40-11
M. 4	hW	14-7	Augusta	41-11
M. 5	hW	11-3	Georgia	42-11
M. 6	aW	9-5	Auburn	43-11
M. 7	hW	11-5	South Alabama	44-11
M. 9	hW	11-9	Georgia Southern	45-11
M. 10	hW	14-6	Georgia Southern	46-11
M. 11	hW	11-4	Mercer	47-11
M. 13	21W+	3-1	Duke	48-11
M. 14	21L+	4-5	N.C. State	48-12
M. 15	21W+	5-3	Wake Forest	49-12
M. 16	21W+	7-1	Clemson	50-12
M. 17	21W+	6-0	N.C. State	51-12
M. 21	hL*	5-8	Rider	51-13
M. 22	hL*	1-5	Georgia	51-14

+ACC Tournament (Champions)
**NCAA Northeast Regional*
Tech Won ACC Regular Season

1988 (45-24, 12-8 ACC)

Home: 28-9; Away: 9-10; Neutral: 8-5

F. 13	aL	2-3	Georgia Southern	0-1
F. 14	22W	11-3	Georgia Southern	1-1
F. 20	aW	8-2	South Florida	2-1
F. 21	aW	16-8	South Florida	3-1
F. 25	23L#	4-6	Oklahoma	3-2
F. 25	aL#	8-13	Nevada-Las Vegas	3-3
F. 26	23W#	8-4	Texas Christian	4-3
F. 27	23L#	2-3	Oklahoma	4-4
F. 28	23L#	4-6	Texas Christian	4-5
M. 1	hW	16-1	Samford	5-5
M. 2	hW	13-2	Samford	6-5
M. 4	hL	7-10	Rutgers	6-6
M. 5	hW	12-4	Rutgers	7-6
M. 6	hL	7-9	Rutgers	7-7
M. 8	hL	3-14	Auburn	7-8
M. 9	hW	8-2	East Tenn. State	8-8
M. 10	hW	12-4	East Tenn. State	9-8
M. 11	hW	15-4	William & Mary	10-8
M. 12	hW	9-3	Maryland	11-8
M. 19	hW	11-10	Virginia (10)	12-8
M. 20	hL	9-12	Virginia	12-9
M. 21	hW	16-5	Ohio State	13-9
M. 22	hW	7-5	Ohio State	14-9
M. 23	hW	10-4	Ohio State	15-9
M. 25	aL	2-8	Maryland	15-10
M. 27	aW	13-2	Virginia	16-10
M. 29	hL	1-4	New Orleans	16-11
M. 30	hL	14-15	New Orleans (10)	16-12
M. 31	hW	13-6	New Orleans	17-12
A. 1	hL	2-12	N.C. State	17-13
A. 2	hW	11-5	N.C. State	18-13
A. 3	hW	6-2	North Carolina	19-13
A. 4	hW	15-7	Georgia Southern	20-13
A. 5	hW	4-2	Georgia Southern	21-13
A. 6	aL	3-7	Clemson	21-14
A. 8	aW	8-6	Wake Forest (11)	22-14
A. 9	aW	8-5	Wake Forest	23-14
A. 10	aL	15-16	Duke	23-15
A. 12	hW	3-1	West Georgia	24-15
A. 13	hL	2-4	Clemson	24-16
A. 15	hW	9-2	Wake Forest	25-16
A. 16	hW	7-2	Duke (7)	26-16
A. 16	hW	5-3	Duke (7)	27-16
A. 17	hW	12-7	Columbus	28-16
A. 19	hW	10-1	Georgia	29-16
A. 21	aL	4-7	Clemson	29-17
A. 22	hW	8-6	Armstrong State	30-17
A. 23	aL	2-15	Florida State	30-18
A. 24	aW	10-2	Florida State	31-18
A. 26	hW	15-1	Baptist	32-18
A. 27	aL	6-7	Augusta	32-19
A. 28	hW	8-1	UNC-Asheville	33-19
A. 30	hW	3-1	Augusta	34-19
M. 1	hW	13-3	Augusta	35-19
M. 3	aW	4-3	Georgia	36-19
M. 6	aW	7-4	North Carolina	37-19
M. 7	aW	10-6	North Carolina	38-19
M. 8	aL	7-11	N.C. State	38-20
M. 9	hL	7-11	Mercer (7)	38-21
M. 9	hW	2-1	Mercer (7)	39-21
M. 11	21W+	4-3	Wake Forest	40-21
M. 12	21W+	8-5	N.C. State	41-21
M. 13	21L+	3-5	North Carolina	41-22
M. 14	21W+	5-4	Virginia	42-22
M. 15	21W+	6-2	North Carolina	43-22
M. 25	19W*	9-6	Va. Commonwealth	44-22
M. 27	19W*	7-6	South Carolina	45-22
M. 28	aL*	2-4	Miami	45-23
M. 29	19L*	0-5	South Carolina	45-24

#UNLV Desert Classic
+ACC Tournament (Champions)
**NCAA Atlantic Regional*

1989 (38-26, 13-6 ACC)

Home: 26-7; Away: 10-11; Neutral: 2-8

F.6	aL	1-14	Florida State	0-1
F.17	aW	10-9	New Orleans	1-1
F.18	aL	2-7	New Orleans	1-2
F.19	aW	7-6	New Orleans (12)	2-2
F. 21	hW	11-8	UNC-Asheville	3-2
F. 25	aW	5-0	Georgia Southern	4-2
F. 26	aW	13-9	Georgia Southern	5-2
F. 28	aL	7-9	Auburn	5-3
M. 2	20L	0-3	Atlanta Braves (exh)	5-3
M. 3	hL	3-9	Rutgers	5-4
M. 4	hW	14-4	Rutgers (6)	6-4
M. 5	hW	4-3	Rutgers	7-4
M. 6	hW	7-5	Liberty	8-4
M. 7	hW	15-3	Appalachian State	9-4
M. 8	hW	16-8	Appalachian State	10-4
M. 10	hW	18-0	Virginia	11-4
M. 11	hL	2-7	South Florida	11-5
M. 11	hW	11-3	South Florida	12-5
M. 18	hW	1-0	Davidson (7)	13-5
M. 18	hW	17-0	Davidson (5)	14-5
M. 19	aL	2-13	Wichita State	14-6
M. 20	aL	2-7	Wichita State	14-7
M. 21	hW	6-5	Maryland (8)	15-7
M. 22	hW	19-7	Maryland	16-7
M. 24	aL	1-6	North Carolina	16-8
M. 25	aW	10-4	N.C. State	17-8
M. 26	aL	3-4	N.C. State	17-9
M. 27	aL	3-5	South Carolina	17-10
M. 31	26L#	1-3	Arizona	17-11
M. 31	26L#	4-14	Minnesota	17-12
A. 1	26L#	4-5	Oklahoma State	17-13
A. 2	26L#	4-12	Arizona (7)	17-14
A. 5	hW	12-10	Ga. Southern (7)	18-14
A. 5	hW	5-3	Ga. Southern (7)	19-14
A. 7	hW	4-3	Wake Forest (7)	20-14
A. 7	hW	12-3	Wake Forest (7)	21-14
A. 9	hW	5-0	Duke	22-14
A. 11	aL	5-8	Georgia	22-15
A. 12	hL	5-7	Clemson	22-16
A. 14	aW	14-3	Maryland	23-16
A. 16	aW	3-2	Virginia (7)	24-16
A. 16	aW	6-2	Virginia (7)	25-16
A. 18	hW	14-6	Auburn	26-16
A. 19	aL	5-16	Clemson	26-17
A. 20	hW	13-1	U.S.S.R. (exh/7)	26-17
A. 21	hL	9-12	North Carolina	26-18
A. 22	hW	2-1	North Carolina	27-18
A. 23	hW	15-4	Augusta	28-18
A. 25	hW	18-0	Augusta	29-18
A. 26	hW	11-4	Clemson	30-18
A. 29	aW	6-1	Duke (7)	31-18
A. 30	aW	12-5	Davidson	32-18
M. 2	hW	6-2	Georgia	33-18
M. 3	hL	6-7	Tenn. Tech (11)	33-19
M. 4	hW	9-2	Morehead State	34-19
M. 5	hL	8-10	N.C. State	34-20
M. 6	hW	6-3	Mercer	35-20
M. 7	hL	2-12	Kennesaw State	35-21
M. 8	hW	8-7	South Carolina	36-21
M. 10	aL	8-14	Mercer	36-22
M. 13	21W+	3-0	Virginia	37-22
M. 14	21L+	3-9	Clemson	37-23
M. 15	21L+	3-5	Wake Forest	37-24
M. 25	27L*	4-6	Central Florida	37-25
M. 26	27W*	9-7	Miami	38-25
M. 27	27L*	16-18	Villanova (10)	38-26

#Pillsbury Classic
+ACC Tournament
**NCAA East Regional*

1990 (46-25, 9-9 ACC)

Home: 38-5; Away: 3-13; Neutral: 5-7

F. 10	hW	8-6	Coastal Carolina (7)	1-0
F. 10	hW	10-2	Coastal Carolina (7)	2-0
F. 11	hW	12-5	Coastal Carolina	3-0
F. 13	aL	3-7	Mercer	3-1
F. 17	aW	8-3	Georgia Southern	4-1
F. 23	hW	6-2	Eastern Kentucky	5-1
F. 24	hW	3-2	Eastern Kentucky (7)	6-1
F. 24	hW	7-1	Eastern Kentucky (7)	7-1
F. 25	hW	10-0	Eastern Kentucky	8-1
F. 28	hW	9-0	UNC Asheville	9-1
M. 3	hW	3-1	Rutgers (7)	10-1
M. 3	hW	2-1	Rutgers (7)	11-1
M. 4	hW	12-2	Rutgers	12-1
M. 5	hW	8-6	Campbell	13-1
M. 6	hW	6-5	Appalachian State	14-1
M. 7	hW	9-1	Appalachian State	15-1
M. 9	hW	17-6	Virginia	16-1
M. 10	hW	9-4	Virginia	17-1
M. 11	hW	13-6	Virginia	18-1
M. 12	hW	9-1	East Tenn. State	19-1
M. 13	hW	12-1	East Tenn. State	20-1
M. 15	hW	12-2	New Orleans	21-1
M. 17	hW	7-6	New Orleans (7)	22-1
M. 17	hW	10-3	New Orleans (7)	23-1
M. 24	aL#	5-6	Hawaii	23-2
M. 25	18L#	1-6	Wright State (8)	23-3
M. 25	18W#	8-2	Oklahoma State (8)	24-3
M. 26	18L#	1-4	Iona (8)	24-4
M. 27	18L#	4-5	Creighton (8)	24-5
M. 28	18W#	15-1	Iona (8)	25-5
M. 29	aW#	9-2	Hawaii	26-5
M. 30	18W#	4-3	Wright State (10)	27-5
M. 30	18L#	4-7	Oklahoma State (6)	27-6
M. 31	18W#	3-2	Creighton (10)	28-6
A. 6	aL	7-10	N.C. State	28-7
A. 7	aL	7-9	N.C. State	28-8
A. 8	aL	10-11	N.C. State	28-9
A. 11	aL	8-9	Georgia	28-10
A. 13	hW	12-3	Duke [TV]	29-10
A. 14	hW	6-3	Duke	30-10
A. 15	hW	10-2	Duke	31-10
A. 16	hW	18-1	Mercer	32-10
A. 17	aL	0-1	South Carolina	32-11
A. 18	aL	5-10	South Carolina	32-12
A. 20	hW	10-6	North Carolina [TV]	33-12
A. 21	hW	11-5	North Carolina	34-12
A. 22	hL	11-12	North Carolina (11)	34-13
A. 23	hW	15-2	Augusta	35-13
A. 24	hW	4-2	Augusta	36-13
A. 26	hW	8-2	Georgia	37-13
A. 27	hL	12-14	Clemson	37-14
A. 28	aW	8-3	Clemson	38-14
A. 29	hL	10-17	Clemson	38-15
A. 30	hW	18-3	Tennessee Tech	39-15
M. 1	aL	6-8	Georgia	39-16
M. 2	hW	12-5	Georgia	40-16
M. 4	aL	5-11	Wake Forest	40-17
M. 5	aL	3-8	Wake Forest (7)	40-18
M. 6	aL	2-3	Wake Forest (8)	40-19
M. 7	hW	15-5	Georgia Southern	41-19
M. 8	hW	6-3	Georgia Southern	42-19
M. 10	hL	4-7	South Carolina (7)	42-20
M. 10	hW	11-1	South Carolina (7)	43-20
M. 12	21W+	3-1	Wake Forest	44-20
M. 13	21L+	4-9	North Carolina	44-21
M. 14	21L+	6-10	N.C. State	44-22
M. 18	hL	4-5	Mid. Tenn. State	44-23
M. 19	hW	5-0	Mid. Tenn. St. (7)	45-23
M. 20	hW	5-4	Mid. Tenn. St. (8)	46-23
M. 24	28L*	2-4	Houston	46-24
M. 25	aL*	5-11	Louisiana State	46-25

#Rainbow Spring Tournament
+ACC Tournament
**NCAA South I Regional*

1991 (42-26, 12-8 ACC)

Home: 28-10; Away: 9-12; Neutral: 5-4

F. 8	hW	8-0	East Tenn. State	1-0
F. 9	hW	7-1	East Tenn. State	2-0
F. 10	hW	11-10	East Tenn. State	3-0
F. 15	aL	5-6	New Orleans	3-1
F. 16	aL	2-12	New Orleans	3-2
F. 17	aW	13-3	New Orleans	4-2
F. 23	aW	6-4	Georgia Southern	5-2
F. 24	aL	8-13	Georgia Southern	5-3
F. 25	hW	9-2	UNC Asheville (7)	6-3
F. 25	hW	9-0	UNC Asheville (7)	7-3
M. 2	hW	7-6	New York Tech (7)	8-3
M. 2	hW	17-3	New York Tech (7)	9-3
M. 3	hW	11-2	New York Tech	10-3
M. 5	hW	10-0	Appalachian State	11-3
M. 6	hW	20-9	Appalachian State	12-3
M. 8	hL	7-13	Rutgers	12-4
M. 9	hW	13-1	Rutgers	13-4
M. 10	hW	11-5	Rutgers	14-4
M. 12	hL	5-10	Western Carolina	14-5
M. 13	hL	5-7	Western Carolina	14-6
M. 15	hW	16-2	Coll. of Charleston	15-6
M. 16	hW	15-6	Tennessee Tech	16-6
M. 23	hW	10-5	Cornell (7)	17-6
M. 23	hL	7-9	Cornell (7)	17-7
M. 25	aL	5-6	Virginia	17-8
M. 26	aW	11-1	Virginia	18-8
M. 27	aW	13-0	Virginia	19-8
M. 30	hW	11-5	Maryland (7)	20-8
M. 30	hW	8-2	Maryland (7)	21-8
M. 31	hW	3-2	Maryland	22-8
A. 2	aL	3-4	South Carolina	22-9
A. 3	aW	8-1	Augusta	23-9
A. 5	hW	12-5	N.C. State	24-9
A. 6	hW	15-13	N.C. State	25-9
A. 7	hL	8-11	N.C. State	25-10
A. 9	aW	11-7	Mercer	26-10
A. 10	hW	9-6	Mercer	27-10
A. 12	aL	2-4	Duke	27-11
A. 13	aW	8-3	Duke	28-11
A. 14	aL	6-7	Duke	28-12
A. 16	hW	9-3	Georgia	29-12
A. 17	aL	4-8	Georgia	29-13
A. 20	aL	4-6	North Carolina (7)	29-14
A. 20	aW	2-0	North Carolina (7)	30-14
A. 21	aL	0-4	North Carolina	30-15
A. 23	hL	4-7	South Carolina	30-16
A. 26	aL	8-9	Clemson (10)	30-17
A. 27	hL	0-8	Clemson	30-18
A. 28	aW	11-6	Clemson	31-18
A. 30	aL	2-3	Georgia	31-19
M. 1	hW	16-1	Georgia	32-19
M. 2	hW	15-6	Wake Forest	33-19
M. 3	hW	18-12	Wake Forest	34-19
M. 5	hW	6-1	Augusta (8)	35-19
M. 7	hL	2-6	Georgia Southern	35-20
M. 8	hW	7-1	Georgia Southern	36-20
M. 11	21W+	9-7	Duke	37-20

YEAR-BY-YEAR RESULTS

M. 13	21W+	9-3	Virginia	38-20
M. 13	21L+	5-6	Clemson	38-21
M. 14	21W+	4-3	N.C. State	39-21
M. 14	21L+	8-24	Clemson	39-22
M. 17	hW	9-5	Miami [TV]	40-22
M. 18	hL	7-10	Miami [TV]	40-23
M. 19	hL	1-7	Miami [TV]	40-24
M. 23	17L*	4-5	St. John's	40-25
M. 24	17W*	11-7	Coastal Carolina	41-25
M. 25	17W*	5-4	St. John's	42-25
M. 25	17L*	4-8	Alabama	42-26

+ACC Tournament
**NCAA Atlantic Regional*

1992 (45-19, 14-9 ACC)

Home: 32-2; Away: 7-12; Neutral: 6-5

F. 7	hW	9-2	Coll. of Charleston	1-0
F. 8	hW	14-8	Coll. of Charleston	2-0
F. 9	hW	7-5	Coll. of Charleston	3-0
F. 16	aW	4-2	Georgia Southern (7)	4-0
F. 16	aW	6-0	Georgia Southern (7)	5-0
F. 18	hW	2-1	UNC-Asheville	6-0
F. 21	29L#	2-3	Louisiana State	6-1
F. 22	29W#	5-4	New Orleans	7-1
F. 23	29W#	10-2	Tulane	8-1
F. 25	hW	9-4	Appalachian State	9-1
F. 26	hW	8-3	Appalachian State	10-1
F. 28	hW	11-1	Rutgers	11-1
F. 29	hW	15-3	Rutgers	12-1
M. 1	hW	8-1	Rutgers	13-1
M. 3	hW	11-6	Georgia Southern	14-1
M. 4	hW	9-8	Georgia Southern	15-1
M. 6	hW	7-5	New Orleans	16-1
M. 7	hW	12-8	New Orleans	17-1
M. 8	hW	4-0	New Orleans	18-1
M. 10	hW	11-10	Western Carolina	19-1
M. 13	hW	4-3	Virginia (7)	20-1
M. 13	hW	10-4	Virginia (7)	21-1
M. 14	hW	5-4	Virginia (10)	22-1
M. 22	hW	6-5	Winthrop	23-1
M. 24	aW	13-6	Maryland	24-1
M. 25	aL	5-6	Maryland	24-2
M. 28	aL	6-10	N.C. State	24-3
M. 29	aL	3-9	N.C. State	24-4
M. 30	aL	1-4	N.C. State	24-5
M. 31	hW	4-3	Davidson	25-5
A. 3	aL	6-9	Florida State [TV]	25-6
A. 4	aL	2-3	Florida State	25-7
A. 5	aW	10-3	Florida State [TV]	26-7
A. 8	hW	15-1	Georgia	27-7
A. 10	hL	5-11	Duke	27-8
A. 11	hW	14-2	Duke	28-8
A. 12	hW	6-4	Duke	29-8
A. 15	aL	2-4	Mercer	29-9
A. 16	hW	13-1	Georgia State	30-9
A. 17	hW	8-1	North Carolina [TV]	31-9
A. 18	hW	15-4	North Carolina	32-9
A. 19	hW	6-3	North Carolina [TV]	33-9
A. 22	hW	11-5	Mercer	34-9
A. 24	hW	6-2	Clemson [TV]	35-9
A. 25	hW	7-6	Clemson (10)	36-9
A. 26	hL	4-5	Clemson [TV]	36-10
A. 28	aW	5-4	Georgia	37-10
A. 29	hW	8-3	Samford	38-10
M. 1	aL	6-7	Wake Forest	38-11
M. 2	aW	13-5	Wake Forest	39-11
M. 3	aW	9-8	Wake Forest (10)	40-11
M. 5	aL	2-7	Georgia	40-12
M. 6	hW	11-3	Georgia	41-12
M. 9	21W+	5-4	North Carolina	42-12
M. 10	21L+	4-7	N.C. State	42-13
M. 11	21W+	7-3	Duke	43-13
M. 12	21L+	4-5	Clemson	43-14
M. 15	aL	5-6	Miami (13)	43-15
M. 16	aL	2-6	Miami [TV]	43-16
M. 17	aL	3-4	Miami [TV]	43-17
M. 21	27W*	5-4	George Mason	44-17
M. 22	27W*	3-2	Texas A&M (10)	45-17
M. 23	27L*	5-7	Texas A&M	45-18
M. 24	27L*	2-3	California	45-19

#Busch Challenge
+ACC Tournament
**NCAA East Regional*

1993 (47-14, 16-6 ACC)

Home: 25-8; Away: 14-4; Neutral: 8-2

F. 5	30W!	5-4	Auburn	1-0
F. 6	30W!	13-2	Central Florida	2-0
F. 6	30W!	5-4	Pepperdine	3-0
F. 7	30W!	3-2	Pepperdine	4-0
F. 12	hW	12-1	Coastal Carolina	5-0
F. 13	hW	8-4	Coastal Carolina	6-0
F. 14	hW	4-1	Coastal Carolina	7-0
F. 20	aW	6-2	Georgia Southern	8-0
F. 21	aL	3-7	Georgia Southern	8-1
F. 26	hW	10-2	Coll. of Charleston	9-1
F. 27	hW	11-2	Coll. of Charleston	10-1
F. 28	hW	19-1	Coll. of Charleston	11-1
M. 4	20L	2-14	Atlanta Braves [exh]	11-1
M. 5	26W#	7-6	Cal State-Fullerton(11)	12-1
M. 6	26W#	3-2	Arkansas	13-1
M. 7	26W#	11-3	Minnesota	14-1
M. 9	aW	8-4	Mercer	15-1
M. 12	hL	8-10	Maryland (7)	15-2
M. 22	hW	4-1	Western Carolina	16-2
M. 23	hL	3-4	Western Carolina	16-3
M. 24	hW	8-5	Mercer	17-3
M. 26	aW	6-3	Virginia (10)	18-3
M. 28	aL	2-3	Virginia (7)	18-4
M. 28	aW	7-5	Virginia (7)	19-4
M. 30	hW	10-2	Appalachian State	20-4
M. 31	hW	7-2	Appalachian State	21-4
A. 2	hW	10-3	Florida State [TV]	22-4
A. 3	hL	3-17	Florida State [TV]	22-5
A. 4	hL	1-5	Florida State [TV]	22-6
A. 6	hW	6-4	Davidson	23-6
A. 7	hW	3-1	Georgia [TV]	24-6
A. 9	aW	20-2	Duke	25-6
A. 10	aW	6-2	Duke	26-6
A. 11	aW	7-6	Duke	27-6
A. 13	aW	4-1	Georgia	28-6
A. 14	hW	7-6	Mercer	29-6
A. 16	aW	4-3	North Carolina	30-6
A. 17	aL	1-7	North Carolina	30-7
A. 18	aW	6-2	North Carolina	31-7
A. 20	hW	15-4	Georgia State	32-7
A. 21	aL	4-5	Georgia State (10)	32-8
A. 23	aW	11-0	Clemson	33-8
A. 24	aW	10-5	Clemson	34-8
A. 25	aW	6-0	Clemson	35-8
A. 27	hW	10-4	Georgia State	36-8
A. 29	hW	13-8	Wake Forest	37-8
A. 30	hW	8-4	Wake Forest	38-8
M. 1	hW	10-8	Wake Forest [TV]	39-8
M. 4	hL	1-4	Georgia [TV]	39-9
M. 5	aW	12-1	Georgia	40-9
M. 7	hW	19-5	N.C. State	41-9
M. 8	hW	10-6	N.C. State	42-9
M. 9	hL	11-13	N.C. State [TV]	42-10
M. 11	hW	9-2	Georgia Southern	43-10
M. 12	hW	10-5	Georgia Southern	44-10
M. 15	21W+	6-0	Maryland	45-10
M. 17	21L+	8-9	Clemson	45-11
M. 18	21L+	2-5	Florida State	45-12
M. 27	hW*	4-1	Liberty	46-12
M. 28	hL*	4-7	Ohio State	46-13
M. 29	hW*	12-0	South Carolina	47-13
M. 29	hL*	4-5	Wichita State (10)	47-14

!Olive Garden Classic (Champions)
#Oscar Mayer Classic (Champions)
+ACC Tournament
**NCAA Atlantic Regional*

COACH DANNY HALL
22 seasons; 923-452-1 (.671)

1994 (50-17, 16-8 ACC)

Home: 29-5; Away: 12-7; Neutral: 9-5

F. 11	hW	3-1	Minnesota	1-0
F. 12	hW	10-5	Minnesota	2-0
F. 13	hW	8-2	Minnesota	3-0
F. 19	aW	6-3	Georgia Southern	4-0
F. 20	aW	15-2	Georgia Southern	5-0
F. 25	31L#	6-8	Oklahoma	5-1
F. 26	31W#	5-4	San Diego (11)	6-1
F. 27	aL#	0-2	Cal State Fullerton	6-2
M. 5	hL	1-2	Rutgers (8)	6-3
M. 5	hW	17-7	Rutgers (7)	7-3
M. 6	hW	13-2	Rutgers	8-3
M. 8	hW	22-4	Appalachian State	9-3
M. 9	hW	22-4	Appalachian State	10-3
M. 11	hW	4-1	Virginia	11-3
M. 12	hW	6-2	Virginia	12-3
M. 13	hW	7-6	Virginia	13-3
M. 19	hW	26-1	Siena	14-3
M. 20	hW	11-1	Siena	15-3
M. 22	aW	12-4	Maryland	16-3
M. 23	aL	5-6	Maryland	16-4
M. 24	aW	12-4	Maryland	17-4
M. 25	hW	6-4	Ohio	18-4
M. 26	hW	12-5	Ohio	19-4
M. 29	hW	12-2	Winthrop	20-4
M. 30	hW	17-8	Winthrop	21-4
A. 1	hW	7-4	North Carolina	22-4
A. 2	hW	7-6	N. Carolina (10) [TV]	23-4
A. 3	hL	8-11	North Carolina	23-5
A. 5	hW	4-3	Georgia State	24-5
A. 8	hW	7-5	Duke	25-5
A. 9	hW	9-2	Duke	26-5
A. 10	hW	17-10	Duke	27-5
A. 12	hW	28-3	Georgia State	28-5
A. 13	hL	4-6	Davidson	28-6
A. 15	aL	7-8	N.C. State (10)	28-7
A. 16	aW	11-7	N.C. State	29-7
A. 17	aW	7-4	N.C. State	30-7
A. 20	aW	8-0	Georgia	31-7
A. 22	aL	1-2	Wake Forest	31-8
A. 23	aW	7-5	Wake Forest	32-8
A. 24	aL	2-14	Wake Forest	32-9
A. 26	hW	13-2	Georgia [TV]	33-9
A. 29	aL	4-6	Florida State	33-10
A. 30	aW	6-2	Florida State	34-10
M. 1	aW	7-5	Florida State [TV]	35-10
M. 4	aL	5-6	Mercer (10)	35-11
M. 6	hW	9-6	Ga. Southern [TV]	36-11
M. 7	hW	8-6	Georgia Southern	37-11
M. 8	hW	15-6	Georgia Southern	38-11
M. 10	hW	14-1	Georgia [TV]	39-11
M. 11	aW	23-9	Georgia State	40-11
M. 13	hL	8-9	Clemson (10) [TV]	40-12
M. 14	hW	20-4	Clemson	41-12
M. 15	hL	4-7	Clemson [TV]	41-13
M. 18	21W+	7-4	North Carolina	42-13
M. 19	21W+	6-0	Wake Forest	43-13
M. 20	21L+	6-9	Clemson	43-14
M. 21	21L+	3-11	N.C. State	43-15
M. 27	32W*	7-0	Connecticut	44-15
M. 28	aW*	13-1	Wichita State	45-15
M. 29	32W*	6-2	Washington	46-15
M. 30	32L*	9-12	Washington (14)	46-16
M. 30	32W*	18-7	Washington	47-16
J. 3	33W$	2-0	Cal St. Fullerton [TV]	48-16
J. 5	33W$	12-4	Florida St. (10) [TV]	49-16
J. 8	33W$	3-2	Cal St. Fullerton(12)[TV]	50-16
J. 11	33L$	5-13	Oklahoma [TV]	50-17

#Anaheim Hilton Classic
+ACC Tournament
**NCAA Midwest II Regional (Champions)*
$College World Series

1995 (38-22, 16-8 ACC)

Home: 26-6; Away: 7-12; Neutral: 5-4

F. 10	hW	14-1	Charleston So. (7)	1-0
F. 11	hW	8-4	Charleston So. (7)	2-0
F. 11	hW	6-1	Charleston So. (7)	3-0
F. 19	aL	3-7	Georgia Southern	3-1
F. 19	aL	3-10	Georgia Southern	3-2
F. 23	23W#	10-2	Utah	4-2
F. 24	23W#	19-8	Washington	5-2
F. 24	aW#	14-11	Nevada-Las Vegas	6-2
F. 25	23L#	10-15	Washington	6-3
F. 26	23W#	20-5	Utah	7-3
M. 2	20L	1-5	Atlanta Braves [exh]	7-3
M. 3	hW	11-1	West Virginia (6)	8-3
M. 4	hW	8-2	West Virginia	9-3
M. 7	hW	6-0	W. Carolina [TV]	10-3
M. 9	hL	7-13	W. Carolina	10-4
M. 10	hW	15-8	Michigan	11-4
M. 11	hL	6-8	Michigan	11-5
M. 12	hL	5-27	Michigan	11-6
M. 18	aW	7-5	Georgia	12-6
M. 19	aL	7-12	Georgia	12-7
M. 20	hW	25-17	Maryland	13-7
M. 21	hW	18-6	Maryland	14-7
M. 22	hW	10-7	Maryland	15-7
M. 24	aL	9-11	North Carolina	15-8
M. 25	aL	5-7	North Carolina	15-9
M. 26	aW	7-5	North Carolina	16-9
M. 28	hW	18-7	Georgia State	17-9
M. 31	hW	12-0	Coastal Carolina	18-9
A. 1	hW	10-5	Coastal Carolina	19-9
A. 2	hW	7-6	Coastal Carolina	20-9
A. 4	hW	7-6	Davidson	21-9
A. 7	aW	9-3	Duke	22-9
A. 8	aW	10-2	Duke	23-9
A. 9	34W	10-5	Duke	24-9
A. 12	hW	9-2	Mercer	25-9
A. 14	hW	12-10	Wake Forest	26-9
A. 15	hW	13-11	Wake Forest	27-9
A. 16	hW	9-2	Wake Forest [TV]	28-9
A. 18	hL	3-10	Georgia [TV]	28-10
A. 21	aL	1-2	Virginia	28-11
A. 22	aW	18-13	Virginia	29-11
A. 23	aL	1-4	Virginia	29-12
A. 25	aW	11-2	Georgia State	30-12
A. 26	hW	20-7	Georgia	31-12
A. 28	aL	5-8	Clemson	31-13
A. 29	aL	1-6	Clemson	31-14
A. 30	aL	5-6	Clemson [TV]	31-15
M. 2	aL	5-17	Mercer	31-16
M. 5	hW	5-4	Florida State	32-16
M. 6	hW	11-9	Florida State	33-16
M. 7	hL	9-14	Florida State [TV]	33-17
M. 9	hW	7-5	Ga. Southern [TV]	34-17
M. 10	hL	12-13	Ga. Southern	34-18
M. 12	hW	6-4	N.C. State [TV]	35-18
M. 13	hW	14-7	N.C. State	36-18
M. 14	hW	8-6	N.C. State [TV]	37-18
M. 17	21L+	5-9	N.C. State (12)	37-19
M. 18	21W+	3-2	Virginia	38-19
M. 19	21L+	9-12	North Carolina	38-20
M. 25	35L*	3-4	California	38-21
M. 26	aL*	4-6	Tennessee	38-22

#Coors/UNLV Desert Classic
+ACC Tournament
**NCAA Mideast Regional*

1996 (40-24, 13-11 ACC)

Home: 25-9; Away: 10-9; Neutral: 5-6

F. 9	30L#	2-7	Alabama	0-1
F. 10	30L#	4-8	Texas Tech	0-2
F. 11	30L#	7-8	Central Florida	0-3
F. 13	aL	3-4	Ga. Southern (10)	0-4
F. 14	aL	4-8	Georgia Southern	0-5
F. 17	hW	12-4	Notre Dame	1-5
F. 18	hW	9-4	Notre Dame	2-5
F. 24	hW	6-5	Georgia (10)	3-5
F. 25	aL	2-5	Georgia	3-6
F. 27	hW	7-2	Mercer	4-6
M. 1	hW	9-1	Rutgers	5-6
M. 2	hW	6-3	Rutgers	6-6
M. 3	hL	4-5	Rutgers	6-7
M. 5	hW	14-7	Jacksonville State	7-7
M. 9	hW	7-0	Connecticut	8-7
M. 9	hW	8-2	Connecticut	9-7
M. 10	hW	11-8	Connecticut	10-7
M. 16	hW	7-6	Virginia	11-7
M. 16	hW	5-4	Virginia	12-7
M. 17	hW	13-5	Virginia	13-7
M. 19	hW	10-7	Winthrop	14-7
M. 20	hW	14-1	Winthrop	15-7
M. 22	hW	14-12	Kent	16-7
M. 23	hL	7-9	Kent	16-8
M. 24	hW	17-16	Kent	17-8
M. 29	hL	5-6	Duke [TV]	17-9
M. 31	hW	15-7	Duke (7)	18-9
M. 31	hW	13-5	Duke (7)	19-9
A. 2	hW	23-4	Georgia State	20-9
A. 5	aL	6-10	N.C. State	20-10
A. 7	aW	3-2	N.C. State (7)	21-10
A. 7	aW	9-0	N.C. State (7)	22-10
A. 9	aW	4-2	Georgia State	23-10
A. 10	aW	11-8	Mercer	24-10
A. 12	aL	2-4	Wake Forest	24-11
A. 13	aW	13-2	Wake Forest	25-11
A. 14	aL	1-7	Wake Forest	25-12
A. 16	hW	7-6	UNC Asheville (7)	26-12
A. 16	hW	18-7	UNC Asheville (7)	27-12
A. 19	hL	6-12	North Carolina [TV]	27-13
A. 20	hL	7-8	North Carolina	27-14
A. 21	hL	11-12	North Carolina	27-15
A. 23	hW	4-3	Georgia [TV]	28-15
A. 26	aL	4-16	Florida State [TV]	28-16
A. 27	aL	3-6	Florida State	28-17
A. 28	aW	4-1	Florida State	29-17
A. 30	aW	10-3	Georgia	30-17
M. 3	aW	13-2	Maryland	31-17
M. 4	aW	7-1	Maryland	32-17
M. 5	aW	8-6	Maryland (10)	33-17
M. 7	hL	5-6	Georgia Southern	33-18
M. 8	hW	7-4	Georgia Southern	34-18
M. 10	hL	8-9	Clemson (10) [TV]	34-19
M. 11	hW	4-0	Clemson	35-19
M. 12	hL	2-9	Clemson [TV]	35-20
M. 16	34W+	13-9	North Carolina	36-20
M. 16	14L+	1-6	Clemson	36-21
M. 17	34W+	6-1	N.C. State	37-21
M. 18	34L+	4-8	Virginia	37-22
M. 23	28L*	3-13	New Orleans	37-23
M. 24	28W*	14-3	Austin Peay	38-23
M. 25	28W*	7-4	Tulane	39-23
M. 25	28W*	12-7	New Orleans	40-23
M. 26	aL*	13-29	Louisiana State	40-24

#Olive Garden Classic
+ACC Tournament
**NCAA South II Regional*

RECORDS

YEAR-BY-YEAR RESULTS

1997 (46-15, 19-4 ACC)

Home: 29-5; Away: 14-7; Neutral: 3-3

F. 8	aW	10-0	Georgia Southern	1-0
F. 9	aW	8-5	Georgia Southern	2-0
F. 15	hW	5-0	Western Kentucky	3-0
F. 15	hW	14-2	Western Kentucky (7)	4-0
F. 16	hW	22-10	Western Kentucky	5-0
F. 18	aW	12-8	Mercer	6-0
F. 22	hW	9-1	Evansville	7-0
F. 23	hW	21-10	Evansville	8-0
F. 26	hW	15-12	Jacksonville State	9-0
F. 27	2OL	2-7	Atlanta Braves (exh)	9-0
M. 1	aW	9-0	Georgia	10-0
M. 2	hL	1-4	Georgia	10-1
M. 4	hW	9-5	Stetson (10)	11-1
M. 5	hW	7-6	Mercer	12-1
M. 8	aW	11-8	North Carolina	13-1
M. 9	aW	10-7	North Carolina	14-1
M. 10	aW	9-8	North Carolina	15-1
M. 11	hL	7-13	W. Carolina [TV]	15-2
M. 12	hW	14-0	W. Carolina	16-2
M. 14	hW	7-3	Virginia Tech	17-2
M. 15	hW	9-8	Virginia Tech	18-2
M. 16	hW	20-13	Virginia Tech	19-2
M. 21	hW	14-3	Wake Forest	20-2
M. 22	hW	10-7	Wake Forest	21-2
M. 23	hW	8-7	Wake Forest	22-2
M. 25	hW	12-11	Charleston So. (11)	23-2
M. 26	hW	16-6	Charleston So.	24-2
M. 28	hW	7-0	Maryland	25-2
M. 29	hW	13-11	Maryland	26-2
M. 30	hW	11-1	Maryland	27-2
A. 1	aW	5-4	Georgia State	28-2
A. 4	aL	1-10	Miami [TV]	28-3
A. 5	aL	4-9	Miami [TV]	28-4
A. 6	aL	0-12	Miami	28-5
A. 8	hW	7-5	Winthrop	29-5
A. 9	hW	15-2	Winthrop	30-5
A. 11	aW	8-2	Virginia	31-5
A. 13	aW	4-2	Virginia (7)	32-5
A. 13	aL	8-10	Virginia (7)	32-6
A. 15	hW	6-3	Georgia [TV]	33-6
A. 18	hL	9-10	Florida St. (12) [TV]	33-7
A. 19	hL	6-11	Florida State	33-8
A. 20	hW	12-11	Florida St. (10) [TV]	34-8
A. 23	hW	16-5	Georgia State	35-8
A. 25	aL	4-7	Clemson	35-9
A. 26	aW	19-4	Clemson	36-9
A. 29	aL	4-5	Georgia	36-10
M. 1	aW	13-7	Duke	37-10
M. 2	aW	11-4	Duke	38-10
M. 3	aW	8-3	Duke	39-10
M. 6	hW	10-0	Ga. Southern [TV]	40-10
M. 7	hL	5-16	Ga. Southern	40-11
M. 9	hW	14-13	N.C. State [TV]	41-11
M. 10	hW	19-5	N.C. State	42-11
M. 11	hW	7-6	N.C. State [TV]	43-11
M. 14	37W+	7-6	North Carolina	44-11
M. 15	37L+	4-7	Clemson	44-12
M. 16	37L+	3-5	Duke	44-13
M. 22	38W*	5-0	Tennessee Tech	45-13
M. 23	38W*	8-0	SW Louisiana [La.-Laf.]	46-13
M. 24	38L*	4-8	Washington	46-14
M. 25	aL*	2-10	Mississippi State	46-15

+ACC Tournament
**NCAA Mideast Regional*
Tech Won ACC Regular Season

1998 (41-22, 14-9 ACC)

Home: 27-10; Away: 10-8; Neutral: 4-4

F. 6	hW	16-7	UCLA	1-0
F. 7	hL	9-10	UCLA	1-1
F. 8	hL	11-13	UCLA	1-2
F. 11	hL	4-10	Charleston Southern	1-3
F. 14	aW	4-2	Georgia Southern	2-3
F. 15	aW	8-6	Georgia Southern	3-3
F. 20	hW	17-1	Cincinnati	4-3
F. 21	hW	19-2	Cincinnati	5-3
F. 22	hW	9-6	Cincinnati	6-3
F. 24	hL	9-13	Mercer	6-4
F. 27	hW	8-2	Xavier	7-4
F. 28	hW	6-5	Xavier (10)	8-4
M. 1	hW	6-2	Xavier	9-4
M. 3	hW	12-4	UNC Charlotte	10-4
M. 4	hL	0-8	Stetson	10-5
M. 6	hW	5-3	Virginia	11-5
M. 7	hW	27-4	Virginia	12-5
M. 11	hW	14-4	Jacksonville State	13-5
M. 13	hL	10-11	North Carolina	13-6
M. 14	hW	11-4	North Carolina	14-6
M. 15	hL	1-9	North Carolina	14-7
M. 22	aW	5-1	Wake Forest [TV]	15-7
M. 23	aW	9-5	Wake Forest	16-7
M. 23	aL	0-7	Wake Forest	16-8
M. 24	hW	19-6	Georgia Southern	17-8
M. 25	hL	7-11	Georgia Southern	17-9
M. 27	hW	9-8	Duke	18-9
M. 28	hW	6-5	Duke	19-9
M. 29	hW	12-4	Duke [TV]	20-9
M. 31	hW	17-12	Winthrop	21-9
A. 1	hW	9-5	Georgia State	22-9
A. 3	aL	4-6	N.C. State	22-10
A. 4	aW	17-13	N.C. State	23-10
A. 5	aL	5-8	N.C. State [TV]	23-11
A. 7	hW	8-2	Georgia [TV]	24-11
A. 8	aW	3-2	Georgia	25-11
A. 10	hW	13-2	S.E. Missouri St.	26-11
A. 11	hW	14-4	S.E. Missouri St.	27-11
A. 11	hW	6-5	S.E. Missouri St.	28-11
A. 14	aL	5-13	Georgia	28-12
A. 17	aL	2-3	Florida State	28-13
A. 18	aL	3-8	Florida State [TV]	28-14
A. 19	aL	5-10	Florida State [TV]	28-15
A. 22	aW	10-6	Mercer	29-15
A. 24	hW	22-7	Miami	30-15
A. 25	hL	5-8	Miami	30-16
A. 26	hL	8-9	Miami	30-17
A. 28	hW	21-4	Georgia	31-17
A. 29	aW	6-4	Georgia State	32-17
M. 3	hW	7-6	Clemson	33-17
M. 4	hW	9-7	Clemson [TV]	34-17
M. 5	hW	14-5	Clemson [TV]	35-17
M. 9	aW	3-2	Maryland	36-17
M. 9	aL	1-4	Maryland (7)	36-18
M. 10	aW	12-3	Maryland	37-18
M. 13	34L+	0-4	Duke	37-19
M. 14	34W+	10-6	Clemson	38-19
M. 15	34L+	1-2	Wake Forest	38-20
M. 21	32L*	4-13	Oklahoma State	38-21
M. 22	32W*	14-5	S.E. Missouri St.	39-21
M. 23	32W*	2-0	Arkansas	40-21
M. 24	32W*	6-5	Oklahoma State	41-21
M. 25	32L*	1-3	Arizona State	41-22

+ACC Tournament
**NCAA Midwest Regional*

1999 (38-20, 12-12 ACC)

Home: 25-6; Away: 11-10; Neutral: 2-4

J. 29	39L	12-17	Auburn# [TV]	0-1
J. 30	39L	0-12	Oklahoma#	0-2
J. 31	39W	14-1	Jacksonville#	1-2
F. 5	aW	13-8	UCLA	2-2
F. 6	aL	3-12	UCLA	2-3
F. 7	aL	1-6	UCLA	2-4
F. 13	aW	6-4	Georgia Southern	3-4
F. 14	aW	11-4	Georgia Southern	4-4
F. 20	hW	8-2	West Virginia	5-4
F. 21	hW	7-6	West Virginia	6-4
F. 27	aW	14-8	Georgia State	7-4
F. 28	hW	9-3	Georgia State	8-4
M. 2	hW	22-4	Charleston So.	9-4
M. 3	hW	20-13	Charleston So.	10-4
M. 4	39L	5-15	Atlanta Braves (exh)	10-4
M. 5	hW	12-3	Rutgers	11-4
M. 6	hW	19-5	Rutgers	12-4
M. 7	hW	6-2	Rutgers	13-4
M. 10	hW	3-0	Georgia	14-4
M. 12	hW	9-4	N.C. State	15-4
M. 13	hW	7-6	N.C. State	16-4
M. 14	hL	7-12	N.C. State	16-5
M. 19	hW	5-2	Kent	17-5
M. 20	hL	6-11	Kent	17-6
M. 21	hW	13-12	Kent	18-6
M. 23	hW	2-0	Western Carolina	19-6
M. 24	hW	14-6	Howard	20-6
M. 26	hW	11-3	Maryland	21-6
M. 27	hW	5-1	Maryland	22-6
M. 28	hW	13-0	Maryland	23-6
A. 2	aL	6-7	Virginia (14)	23-7
A. 3	aW	7-6	Virginia	24-7
A. 4	aL	5-6	Virginia	24-8
A. 6	hW	2-1	Winthrop	25-8
A. 9	aL	6-7	Duke	25-9
A. 10	aW	10-7	Duke	26-9
A. 11	aW	6-2	Duke	27-9
A. 13	aL	1-5	Georgia	27-10
A. 16	hL	1-22	Wake Forest [TV]	27-11
A. 17	hL	3-12	Wake Forest	27-12
A. 18	hW	8-6	Wake Forest [TV]	28-12
A. 20	hW	7-2	Mercer	29-12
A. 23	aL	4-24	Clemson	29-13
A. 24	aL	8-13	Clemson	29-14
A. 25	aL	5-6	Clemson	29-15
A. 27	hW	8-1	Georgia [TV]	30-15
A. 30	hW	3-2	Florida State	31-15
M. 1	hL	4-18	Florida State	31-16
M. 2	hL	2-4	Florida State [TV]	31-17
M. 8	hW	9-8	Ga. Southern [TV]	32-17
M. 9	hW	3-1	Ga. Southern	33-17
M. 11	aW	15-12	Mercer	34-17
M. 12	aW	11-10	Georgia	35-17
M. 15	aL	0-5	North Carolina (7)	35-18
M. 15	aW	3-2	North Carolina (7)	36-18
M. 16	aW	3-2	North Carolina	37-18
M. 19	34W+	15-4	North Carolina	38-18
M. 20	34L+	3-7	Florida State	38-19
M. 21	34L+	6-9	N.C. State	38-20

#ACC Disney Baseball Blast
+ACC Tournament

2000 (50-16, 18-6 ACC)

Home: 31-8; Away: 14-7; Neutral: 5-1

F. 12	aW	15-3	Georgia Southern	1-0
F. 13	aW	7-6	Georgia Southern	2-0
F. 15	aL	3-4	Georgia State	2-1
F. 16	hW	14-4	Georgia State	3-1
F. 19	hW	9-1	Oakland	4-1
F. 20	hW	9-5	Oakland	5-1
F. 21	hW	22-3	Oakland	6-1
F. 22	hW	10-2	Jacksonville State	7-1
F. 26	hL	6-10	UNC Greensboro	7-2
F. 27	hW	8-7	UNC Greensboro	8-2
F. 29	aL	1-10	Georgia [TV]	8-3
M. 1	hL	5-13	Georgia [TV]	8-4
M. 3	31L#	2-9	Southern California	8-5
M. 10	hW	12-0	Connecticut	9-5
M. 11	hL	5-11	Connecticut	9-6
M. 12	hW	17-7	Connecticut	10-6
M. 14	aW	8-5	Georgia (11) [TV]	11-6
M. 15	hW	6-1	Liberty	12-6
M. 17	hW	5-4	North Carolina	13-6
M. 18	hW	16-3	North Carolina	14-6
M. 19	hW	8-7	North Carolina [TV]	15-6
M. 21	hW	3-2	Eastern Kentucky	16-6
M. 22	hW	5-4	Eastern Kentucky	17-6
M. 24	hW	14-1	Duke	18-6
M. 25	hL	3-4	Duke [TV]	18-7
M. 26	hL	3-4	Duke	18-8
M. 28	hW	6-3	Charleston So.	19-8
M. 29	hW	12-5	Charleston So.	20-8
M. 31	aW	13-1	NC State	21-8
A. 1	aW	11-6	NC State	22-8
A. 2	aW	4-3	NC State	23-8
A. 7	aW	7-3	Maryland	24-8
A. 8	aW	8-5	Maryland	25-8
A. 9	aW	10-3	Maryland	26-8
A. 11	aW	19-6	Mercer (7)	27-8
A. 12	hW	13-3	The Citadel	28-8
A. 14	hW	8-4	Virginia	29-8
A. 15	hW	5-1	Virginia	30-8
A. 16	hW	12-6	Virginia	31-8
A. 18	hW	17-5	Georgia Southern	32-8
A. 19	hW	22-8	Georgia Southern	33-8
A. 21	aL	0-6	Florida State	33-9
A. 22	aW	5-0	Florida State [TV]	34-9
A. 23	aL	5-7	Florida State [TV]	34-10
A. 25	hW	7-3	Georgia [TV]	35-10
A. 28	hW	7-4	Clemson	36-10
A. 29	hW	9-7	Clemson [TV]	37-10
A. 30	hL	12-13	Clemson [TV]	37-11
M. 6	aW	10-2	Miami [TV]	38-11
M. 7	aL	2-3	Miami [TV]	38-12
M. 8	aL	5-7	Miami [TV]	38-13
M. 9	hW	16-7	Mercer	39-13
M. 10	hW	10-6	East Tenn. State	40-13
M. 12	aW	10-8	Wake Forest	41-13
M. 13	aW	20-10	Wake Forest	42-13
M. 14	aL	5-9	Wake Forest	42-14
M. 17	40W+	9-3	Duke	43-14
M. 18	40W+	6-3	Wake Forest	44-14
M. 19	40W+	9-8	Clemson	45-14
M. 20	40W+	10-3	Florida State	46-14
M. 20	40W+	8-4	Clemson [TV]	47-14
M. 26	hW*	11-9	Georgia Southern	48-14
M. 27	hW*	24-1	Stetson	49-14
M. 28	hW*	16-11	Stetson	50-14
J. 2	hL^	2-7	So. California	50-15
J. 3	hL^	3-6	So. California	50-16

#Kia Baseball Bash, Fullerton, Calif.
+ACC Tournament (Champions)
**NCAA Atlanta Regional (Champions)*
^NCAA Atlanta Super Regional
Tech Won ACC Regular Season

2001 (41-20, 13-11 ACC)

Home: 26-7; Away: 11-10; Neutral: 4-3

F. 9	41W#	11-9	Lamar	1-0
F. 10	aL#	4-5	Rice	1-1
F. 11	41W#	15-8	Nebraska	2-1
F. 17	aW	23-3	Georgia Southern	3-1
F. 18	aW	10-2	Georgia Southern	4-1
F. 21	aW	10-8	Georgia	5-1
F. 23	hW	18-7	Elon	6-1
F. 24	hW	9-5	Elon	7-1
F. 27	hW	16-0	Oakland (7)	8-1
F. 27	hW	19-4	Oakland (7)	9-1
F. 28	hW	18-0	Oakland (7)	10-1
M. 1	39L	4-18	Atlanta Braves (exh)	10-1
M. 2	hW	2-1	Rutgers (10)	11-1
M. 3	hL	9-10	Rutgers	11-2
M. 4	hW	13-1	Rutgers	12-2
M. 6	aL	0-4	Auburn	12-3
M. 9	hL	7-9	NC State	12-4
M. 10	hW	5-1	NC State	13-4
M. 11	hL	8-16	NC State	13-5
M. 13	aW	11-3	Georgia State	14-5
M. 16	hW	8-5	Kent State	15-5
M. 17	hW	10-3	Kent State	16-5
M. 18	hW	7-4	Kent State	17-5
M. 21	hL	9-15	Georgia	17-6
M. 23	hW	15-1	Maryland	18-6
M. 24	hW	8-1	Maryland	19-6
M. 25	hW	11-9	Maryland	20-6
M. 27	hW	10-4	Mercer	21-6
M. 30	aL	1-3	Virginia	21-7
M. 31	aW	10-3	Virginia	22-7
A. 1	aW	13-9	Virginia	23-7
A. 4	hW	23-4	Georgia State	24-7
A. 6	aW	9-2	Duke	25-7
A. 7	aL	7-8	Duke	25-8
A. 8	aW	13-3	Duke	26-8
A. 10	hW	5-4	Ga. Southern [TV]	27-8
A. 11	hW	12-6	Ga. Southern	28-8
A. 13	hW	18-11	Wake Forest [TV]	29-8
A. 14	hL	10-14	Wake Forest [TV]	29-9
A. 15	hL	4-14	Wake Forest [TV]	29-10
A. 17	hW	11-1	Auburn	30-10
A. 20	aL	0-3	Clemson	30-11
A. 21	aL	1-5	Clemson [TV]	30-12
A. 22	aW	5-3	Clemson	31-12
A. 25	aL	4-5	Georgia [TV]	31-13
A. 27	hW	9-8	Florida State [TV]	32-13
A. 28	hL	2-6	Florida State [TV]	32-14
A. 29	hW	12-2	Florida State	33-14
M. 4	hW	9-4	Charleston So.	34-14
M. 5	hW	9-3	Charleston So.	35-14
M. 6	hW	10-5	Charleston So.	36-14
M. 7	hW	9-4	East Tenn. State	37-14
M. 8	aW	15-2	Mercer (7)	38-14
M. 11	aL	5-10	North Carolina	38-15
M. 12	aW	19-5	North Carolina	39-15
M. 13	aL	10-11	North Carolina	39-16
M. 16	40W+	16-2	Duke	40-16
M. 17	40W+	6-5	Florida State (10)	41-16
M. 18	40L+	3-4	Wake Forest	41-17
M. 19	40L+	4-6	NC State	41-18
M. 25	42L*	3-5	Coastal Carolina	41-19
M. 26	aL*	5-13	Georgia	41-20

#Crowne Plaza/Rice Invit., Houston, Tex.
+ACC Tournament
**NCAA Athens Regional*

2002 (52-16, 14-9 ACC)

Home: 36-4; Away: 11-7; Neutral: 5-5

F. 9	aW	10-2	Georgia Southern	1-0
F. 10	aW	7-4	Georgia Southern	2-0
F. 15	hW	12-3	Tennessee Tech	3-0
F. 16	hW	21-0	Tennessee Tech	4-0
F. 17	hW	17-3	Tennessee Tech	5-0
F. 19	hW	12-1	Wofford	6-0
F. 22	43W#	2-1	Coastal Carolina	7-0
F. 23	43L#	3-8	South Carolina [TV]	7-1
F. 24	43W#	8-2	Va. Commonwealth	8-1
M. 3	hW	12-5	Georgia State	9-1
M. 5	hW	6-5	East Tenn.State (10)	10-1
M. 8	hW	6-4	Winthrop	11-1
M. 9	hW	7-5	Winthrop	12-1
M. 10	hW	8-1	Winthrop	13-1
M. 13	aW	11-7	Georgia State	14-1
M. 15	aL	9-10	Wake Forest	14-2
M. 16	aL	5-11	Wake Forest	14-3
M. 19	hW	6-5	Eastern Kentucky	15-3
M. 20	hW	13-9	Eastern Kentucky	16-3
M. 23	hW	9-3	Gardner-Webb	17-3
M. 24	hW	6-2	Gardner-Webb	18-3
M. 26	aL	1-7	Georgia	18-4

YEAR-BY-YEAR RESULTS

M. 27	hW	9-1	Georgia	19-4
M. 29	aW	6-4	NC State	20-4
M. 30	aW	20-12	NC State	21-4
M. 30	aW	3-0	NC State	22-4
A. 2	hW	4-3	Ga. Southern (10)	23-4
A. 3	hW	9-3	Ga. Southern	24-4
A. 5	hW	4-2	Duke	25-4
A. 6	hW	8-7	Duke (10)	26-4
A. 7	hW	15-7	Duke	27-4
A. 9	aW	9-5	Auburn	28-4
A. 10	hW	2-1	Western Carolina	29-4
A. 12	aW	9-6	Maryland	30-4
A. 13	aL	8-9	Maryland	30-5
A. 14	aW	12-1	Maryland (7)	31-5
A. 16	hW	10-4	Auburn	32-5
A. 19	aL	3-4	Florida State [TV]	32-6
A. 20	aL	9-14	Florida State [TV]	32-7
A. 21	aL	1-13	Florida State	32-8
A. 23	hW	12-1	Mercer	33-8
A. 24	aW	6-1	Georgia	34-8
A. 26	hL	1-5	Virginia	34-9
A. 27	hW	3-2	Virginia (12)	35-9
A. 28	hW	9-3	Virginia	36-9
M. 4	hL	9-12	Clemson	36-10
M. 5	hW	15-6	Clemson [TV]	37-10
M. 6	hW	11-0	Clemson	38-10
M. 8	aW	20-7	Mercer	39-10
M. 10	hW	7-6	Miami [TV]	40-10
M. 11	hL	2-10	Miami [TV]	40-11
M. 12	hW	16-8	Miami (8)	41-11
M. 14	hW	12-11	Georgia (10) [TV]	42-11
M. 17	hW	7-4	North Carolina	43-11
M. 18	hW	12-9	North Carolina [TV]	44-11
M. 19	hL	1-6	North Carolina	44-12
M. 22	37L+	0-10	Clemson	44-13
M. 23	37W+	6-1	Duke	45-13
M. 24	37W+	10-8	North Carolina	46-13
M. 25	37L+	4-7	Florida State	46-14
M. 31	hW*	6-0	Coastal Carolina	47-14
J. 1	hW*	3-0	Georgia	48-14
J. 2	hW*	8-7	Georgia	49-14
J. 7	hW^	14-3	Florida Atlantic	50-14
J. 8	hW^	11-5	Florida Atlantic	51-14
J. 14	33W$	11-0	South Carolina [TV]	52-14
J. 16	33L$	7-9	Clemson [TV]	52-15
J. 18	33L$	5-9	South Carolina [TV]	52-16

#Baseball at the Beach., Myrtle Beach, S.C.
+ACC Tournament
**NCAA Atlanta Regional (Champions)*
^NCAA Atlanta Super Regional (Champions)
$College World Series

2003 (44-18, 17-7 ACC)

Home: 24-9; Away: 13-7; Neutral: 7-2

F. 15	aW	8-1	Georgia Southern	1-0
F. 15	aW	8-3	Georgia Southern	2-0
F. 19	aW	9-1	Mercer	3-0
F. 21	46W#	8-1	Rider	4-0
F. 23	46W#	7-6	Michigan	5-0
F. 23	aW#	12-4	Armstrong Atlantic	6-0
F. 27	39T	3-3	Atlanta Braves (exh/4)	6-0
F. 28	hW	13-4	George Washington	7-0
M. 1	hW	4-2	George Washington	8-0
M. 2	hW	9-2	George Washington	9-0
M. 4	hW	5-3	Campbell	10-0
M. 5	hW	3-1	Campbell	11-0
M. 7	hW	11-6	Rutgers	12-0
M. 8	hW	6-5	Rutgers (10)	13-0
M. 9	hW	7-5	Rutgers	14-0
M. 11	aW	4-2	Auburn	15-0
M. 14	hW	5-4	Kent State	16-0
M. 15	hW	4-1	Kent State	17-0
M. 16	hL	3-5	Kent State	17-1
M. 18	hL	5-7	Auburn [TV]	17-2
M. 21	hW	13-7	Maryland	18-2
M. 22	hW	12-4	Maryland	19-2
M. 23	hW	20-6	Maryland	20-2
M. 25	hW	9-1	Mercer [TV]	21-2
M. 28	aL	6-7	Miami [TV]	21-3
M. 29	aL	8-13	Miami [TV]	21-4
M. 30	aL	16-17	Miami (8) [TV]	21-5
A. 2	hW	7-5	Winthrop	22-5
A. 4	aW	10-6	North Carolina	23-5
A. 5	aL	3-7	North Carolina [TV]	23-6
A. 6	aW	12-5	North Carolina	24-6
A. 8	hW	11-3	Georgia State [TV]	25-6
A. 12	aW	9-1	Duke	26-6
A. 12	aW	11-1	Duke	27-6
A. 13	aW	13-6	Duke	28-6
A. 15	hW	8-5	Ga. Southern [TV]	29-6
A. 16	hL	7-8	Ga. Southern	29-7
A. 18	hW	2-0	Wake Forest [TV]	30-7
A. 19	hW	10-4	Wake Forest	31-7
A. 20	hW	5-3	Wake Forest	32-7
A. 23	hL	4-8	Georgia [TV]	32-8
A. 25	aL	7-9	Clemson [TV]	32-9
A. 26	aL	5-10	Clemson	32-10
A. 27	aL	3-11	Clemson	32-11
M. 2	hL	1-7	Florida State [TV]	32-12
M. 3	hW	5-4	Florida St.(10)[TV]	33-12
M. 4	hL	7-12	Florida State	33-13
M. 6	hW	11-3	Georgia State [TV]	34-13
M. 9	aW	7-0	Virginia	35-13
M. 10	aW	5-2	Virginia	36-13
M. 11	aW	1-0	Virginia	37-13
M. 13	45L%	3-10	Georgia [TV]	37-14
M. 15	hW	8-3	NC State	38-14
M. 16	hW	9-6	NC State	39-14
M. 17	hL	2-7	NC State	39-15
M. 22	44W+	9-8	Wake Forest	40-15
M. 23	44L+	0-6	NC State	40-16
M. 24	44W+	23-4	Duke	41-16
M. 25	44W+	10-6	North Carolina	42-16
M. 25	44W+	10-7	Florida State [TV]	43-16
M. 25	44W+	6-5	NC State (10) [TV]	44-16
M. 30	hL*	4-5	Stetson	44-17
M. 31	hL*	3-10	East Carolina	44-18

#Memorial Health Diamond Classic, Savannah, Ga.
%Children's Healthcare of Atlanta Classic, Atlanta, Ga.
+ACC Tournament (Champions)
**NCAA Atlanta Regional*

2004 (44-21, 18-5 ACC)

Home: 26-14; Away: 14-3; Neutral: 4-4

F. 15	aW	15-6	Georgia Southern	1-0
F. 15	aW	5-4	Ga. Southern(10)	2-0
F. 18	hW	13-4	Savannah State	3-0
F. 20	hW	5-1	Villanova	4-0
F. 21	hW	19-1	Villanova	5-0
F. 22	hW	4-1	Villanova	6-0
F. 27	31L#	2-9	Southern California	6-1
F. 28	aL#	1-7	Cal State-Fullerton	6-2
F. 29	31L#	2-6	Oklahoma	6-3
M. 2	aL	2-6	Auburn	6-4
M. 5	hW	6-5	Rutgers	7-4
M. 6	hL	5-7	Rutgers	7-5
M. 7	hW	13-6	Rutgers	8-5
M. 9	hW	4-3	Western Carolina	9-5
M. 10	hL	5-9	Western Carolina	9-6
M. 12	hL	3-4	Virginia	9-7
M. 13	hL	1-2	Virginia	9-8
M. 14	hL	5-8	Virginia (10)	9-9
M. 16	hW	14-4	Purdue	10-9
M. 17	hW	18-16	Purdue	11-9
M. 19	aW	9-8	Wake Forest (10)	12-9
M. 20	aL	4-8	Wake Forest	12-10
M. 21	aW	9-2	Wake Forest	13-10
M. 24	aW	4-3	Georgia [TV]	14-10
M. 27	hL	7-8	Georgia Southern	14-11
M. 28	hW	13-2	Georgia Southern	15-11
M. 30	hW	20-5	Auburn [TV]	16-11
A. 2	hW	17-4	Miami	17-11
A. 3	hL	7-9	Miami	17-12
A. 4	hL	13-16	Miami	17-13
A. 6	aW	25-3	Georgia State	18-13
A. 9	hL	7-9	North Carolina [TV]	18-14
A. 10	hW	8-4	North Carolina [TV]	19-14
A. 11	hW	13-8	North Carolina	20-14
A. 14	hL	5-6	Georgia	20-15
A. 16	hW	8-4	Washington	21-15
A. 17	hL	3-7	Washington	21-16
A. 18	hL	2-16	Washington	21-17
A. 20	hW	7-6	Winthrop (13)	22-17
A. 23	aW	11-4	Florida State [TV]	23-17
A. 24	aW	12-2	Florida State [TV]	24-17
A. 25	aW	7-6	Florida State	25-17
M. 2	aW	6-1	NC State	26-17
M. 2	aW	7-3	NC State	27-17
M. 7	hW	9-8	Duke (10)	28-17
M. 8	hW	9-8	Duke	29-17
M. 9	hW	14-3	Duke	30-17
M. 11	45W%	12-5	Georgia [TV]	31-17
M. 14	hW	8-3	Clemson [TV]	32-17
M. 15	hW	11-3	Clemson [TV]	33-17
M. 16	hW	8-4	Clemson	34-17
M. 18	hW	13-3	Georgia State [TV]	35-17
M. 21	47aW	10-2	Maryland	36-17
M. 22	47aW	15-1	Maryland	37-17
M. 23	47aW	18-6	Maryland	38-17
M. 26	44W+	4-3	Maryland	39-17
M. 27	44W+	11-7	Clemson (13)	40-17
M. 28	44W+	13-4	Florida State	41-17
M. 29	44L+	7-8	Florida State [TV]	41-18
M. 30	44L+	5-17	Florida State [TV]	41-19
J. 4	hW*	16-3	Jacksonville St.	42-19
J. 5	hW*	9-3	Texas Tech	43-19
J. 6	hW*	5-3	Texas Tech	44-19
J. 11	hL^	5-7	Georgia [TV]	44-20
J. 12	hL^	3-5	Georgia [TV]	44-21

#Kia Baseball Bash, Fullerton, Calif.
%Children's Healthcare of Atlanta Classic, Atlanta, Ga.
47-Considered Maryland home game
+ACC Tournament
**NCAA Atlanta Regional (Champions)*
^NCAA Atlanta Super Regional
Tech Won ACC Regular Season

2005 (45-19, 22-8 ACC)

Home: 29-11; Away: 12-7; Neutral: 4-1

F. 11	hL	2-5	Georgia State	0-1
F. 12	aW	10-6	Georgia Southern	1-1
F. 13	aW	13-6	Ga. Southern (TV)	2-1
F. 18	hW	9-3	Iona	3-1
F. 19	hW	9-3	Iona	4-1
F. 19	hW	16-5	Iona	5-1
F. 23	aW	11-6	Georgia State	6-1
F. 25	hW	11-6	Rutgers	7-1
F. 26	hL	9-10	Rutgers (13)	7-2
M. 1	hW	9-1	Georgia Southern	8-2
M. 2	39L	0-12	Atlanta Braves (exh)	8-2
M. 4	aW	11-3	Duke	9-2
M. 5	aW	11-5	Duke	10-2
M. 6	aW	19-3	Duke	11-2
M. 8	hW	17-9	William & Mary	12-2
M. 9	hW	17-6	Georgia Southern	13-2
M. 11	hW	15-5	Wake Forest	14-2
M. 12	hW	16-14	Wake Forest	15-2
M. 13	hW	16-5	Wake Forest	16-2
M. 18	hW	9-5	NC State	17-2
M. 19	hW	5-0	NC State	18-2
M. 20	hW	11-10	NC State	19-2
M. 23	hL	6-7	Auburn (11)	19-3
M. 25	aL	1-20	Miami [TV]	19-4
M. 26	aW	17-7	Miami [TV]	20-4
M. 27	aW	11-10	Miami [TV]	21-4
M. 29	hL	5-8	Western Carolina	21-5
A. 1	hW	13-8	Maryland	22-5
A. 2	hL	1-2	Maryland	22-6
A. 3	hW	24-4	Maryland	23-6
A. 5	aW	3-2	Auburn	24-6
A. 8	hW	6-1	Winthrop	25-6
A. 9	hL	9-12	Winthrop	25-7
A. 10	hW	20-3	Winthrop	26-7
A. 15	hW	6-4	Florida State [TV]	27-7
A. 16	hW	9-8	Florida State [TV]	28-7
A. 17	hW	9-4	Florida State [TV]	29-7
A. 20	hW	12-2	Georgia	30-7
A. 22	aL	2-4	Virginia	30-8
A. 23	aL	2-9	Virginia	30-9
A. 24	aL	1-2	Virginia	30-10
A. 27	45L%	8-11	Georgia [TV]	30-11
A. 29	aW	18-14	Clemson [TV]	31-11
A. 30	aL	5-6	Clemson [TV]	31-12
M. 1	aW	6-4	Clemson [TV]	32-12
M. 6	hW	5-4	Florida Atlantic (10)	33-12
M. 7	hW	12-3	Florida Atlantic	34-12
M. 8	hL	0-2	Florida Atlantic	34-13
M. 10	hL	6-7	Coastal Carolina	34-14
M. 13	hW	10-0	Virginia Tech [TV]	35-14
M. 14	hW	27-2	Virginia Tech	36-14
M. 15	hW	11-1	Virginia Tech	37-14
M. 19	aL	4-5	North Carolina [TV]	37-15
M. 20	aL	6-7	North Carolina [TV]	37-16
M. 21	aW	8-1	North Carolina [TV]	38-16
M. 25	48W+	9-8	Wake Forest	39-16
M. 26	48W+	5-4	Florida State	40-16
M. 27	48W+	18-2	Florida State [TV] (7)	41-16
M. 28	48W+	4-3	Virginia	42-16
J. 3	hW*	5-4	Furman [TV] (10)	43-16
J. 4	hW*	10-2	South Carolina [TV]	44-16
J. 5	hL*	3-8	South Carolina [TV]	44-17
J. 6	hW*	5-0	South Carolina [TV]	45-17
J. 10	hL^	2-3	Tennessee [TV]	45-18
J. 11	hL^	3-13	Tennessee [TV]	45-19

%Children's Healthcare of Atlanta Classic, Atlanta, Ga.
+ACC Tournament (Champions)
**NCAA Atlanta Regional (Champions)*
^NCAA Atlanta Super Regional
Tech Won ACC Reguar Season

2006 (50-18, 19-11 ACC)

Home: 34-5; Away: 11-8; Neutral: 5-5

F. 11	aW	13-9	Georgia Southern	1-0
F. 12	aW	15-7	Georgia Southern[TV]	2-0
F. 15	hW	11-9	Georgia State	3-0
F. 17	hW	3-2	Kennesaw State	4-0
F. 18	hW	7-0	Kennesaw State	5-0
F. 19	hW	5-1	Kennesaw State	6-0
F. 21	hW	7-3	E. Tennessee State	7-0
F. 21	hW	5-2	E. Tennessee State	8-0
F. 24	43W#	8-5	Tennessee	9-0
F. 25	43W#	8-2	Va. Commonwealth (6)	10-0
M. 3	hW	25-8	Rutgers	11-0
M. 4	hW	12-2	Rutgers	12-0
M. 5	hW	11-4	Rutgers	13-0
M. 7	hW	2-1	Northeastern	14-0
M. 10	hW	8-2	Virginia	15-0
M. 11	hW	7-6	Virginia	16-0
M. 12	hL	3-6	Virginia	16-1
M. 15	hW	13-4	Miss. Valley St.	17-1
M. 17	aL	1-8	NC State	17-2
M. 18	aL	11-12	NC State (10)	17-3
M. 19	aW	17-11	NC State	18-3
M. 24	hL	0-2	North Carolina	18-4
M. 25	hW	11-1	North Carolina [TV]	19-4
M. 26	hW	3-2	North Carolina	20-4
M. 28	hW	19-5	Western Carolina	21-4
M. 31	aW	15-4	Maryland	22-4
A. 1	aL	3-6	Maryland	22-5
A. 2	aL	5-8	Maryland	22-6
A. 4	hL	7-19	Georgia Southern	22-7
A. 5	hW	7-4	Georgia Southern	23-7
A. 7	aL	6-8	Virginia Tech	23-8
A. 9	aW	17-11	Virginia Tech	24-8
A. 9	aW	5-3	Virginia Tech	25-8
A. 12	hW	8-2	Georgia	26-8
A. 14	hL	6-7	Clemson	26-9
A. 15	hW	12-3	Clemson [TV]	27-9
A. 16	hW	22-4	Clemson [TV]	28-9
A. 19	aW	13-2	Georgia State	29-9
A. 21	aW	15-8	Florida State [TV]	30-9
A. 23	aW	10-4	Florida State	31-9
A. 23	aW	8-7	Florida State	32-9
A. 26	aL	6-12	Georgia [TV]	32-10
A. 28	aW	12-4	Boston College	33-10
A. 29	aL	4-5	Boston College	33-11
A. 30	aL	1-5	Boston College	33-12
M. 5	hW	9-3	South Florida	34-12
M. 6	hW	7-2	South Florida	35-12
M. 6	hW	4-3	South Florida	36-12
M. 11	45L%	4-5	Georgia [TV] (11)	36-13
M. 12	hW	7-6	Duke (10)	37-13
M. 13	hW	11-8	Duke	38-13
M. 14	hW	18-6	Duke	39-13
M. 16	hW	16-2	Wofford	40-13
M. 18	hL	7-8	Miami [TV]	40-14
M. 19	hW	14-5	Miami [TV]	41-14
M. 20	hW	12-7	Miami [TV]	42-14
M. 24	48W+	2-1	Miami	43-14
M. 25	48L+	2-3	Clemson	43-15
M. 26	48W+	7-4	Miami	44-15
M. 27	48W+	8-7	Clemson [TV] (10)	45-15
M. 27	48L+	11-16	Clemson	45-16
J. 3	hW*	7-5	Stetson [TV]	46-16
J. 3	hW*	7-3	Vanderbilt [TV]	47-16
J. 4	hW*	8-4	Vanderbilt [TV]	48-16
J. 9	hW^	5-0	Coll. of Charleston[TV]	49-16
J. 10	hW^	12-3	Coll. of Charleston[TV]	50-16
J. 16	33L$	4-8	Clemson [TV]	50-17
J. 18	33L$	5-7	Cal St. Fullerton[TV]	50-18

#Baseball at the Beach., Myrtle Beach, S.C.
%Children's Healthcare of Atlanta Classic, Atlanta, Ga.
+ACC Tournament
**NCAA Atlanta Regional (Champions)*
^NCAA Atlanta Super Regional (Champions)
$College World Series

2007 (32-25, 15-14 ACC)

Home: 21-10; Away: 10-12; Neutral: 1-3

F. 10	aL	4-11	Georgia Southern	0-1
F. 11	aL	6-9	Georgia Southern [TV]	0-2
F. 13	hW	11-8	Kennesaw State (10)	1-2
F. 16	hW	11-2	Illinois-Chicago	2-2
F. 17	hL	4-11	Illinois-Chicago	2-3
F. 18	hW	6-3	Illinois-Chicago	3-3
F. 21	hL	5-9	Georgia State	3-4
F. 23	hW	11-2	Duquesne	4-4
F. 24	hW	10-7	Duquesne	5-4
F. 25	hW	15-6	Duquesne	6-4
F. 27	hL	7-10	Western Carolina	6-5
F. 28	39L	0-5	Atlanta Braves (exh)	6-5
M. 2	hW	18-12	Rutgers	7-5
M. 3	hW	10-8	Rutgers	8-5
M. 4	hL	5-9	Rutgers	8-6
M. 9	hL	3-5	Virginia Tech	8-7
M. 10	hW	19-4	Virginia Tech	9-7
M. 11	hL	4-5	Virginia Tech	9-8
M. 14	aL	4-6	Kennesaw State	9-9

RECORDS

YEAR-BY-YEAR RESULTS

M. 16	hW	10-0	Boston College	10-9
M. 17	hW	5-2	Boston College	11-9
M. 18	hL	2-9	Boston College	11-10
M. 21	aW	3-0	Georgia State	12-10
M. 23	aW	3-2	Duke	13-10
M. 24	aL	0-3	Duke	13-11
M. 25	aW	5-1	Duke	14-11
M. 27	hW	10-2	Georgia Southern	15-11
M. 28	hW	6-2	Ga. Southern [TV]	16-11
M. 30	hW	5-4	Maryland	17-11
M. 31	hW	16-6	Maryland	18-11
A. 1	hW	4-2	Maryland	19-11
A. 3	hW	11-8	Wofford	20-11
A. 6	aW	9-2	Miami [TV] (11)	21-11
A. 7	aL	2-5	Miami [TV]	21-12
A. 8	aL	7-8	Miami [TV]	21-13
A. 13	aW	2-1	Virginia (11)	22-13
A. 14	aL	6-7	Virginia	22-14
A. 18	hW	8-2	Georgia [TV]	23-14
A. 20	hW	2-1	NC State	24-14
A. 21	hW	4-3	NC State	25-14
A. 22	hW	7-3	NC State	26-14
A. 24	45L%	7-10	Georgia [TV]	26-15
A. 27	aL	2-3	Clemson (11)	26-16
A. 28	aL	3-10	Clemson	26-17
A. 29	aW	6-3	Clemson	27-17
M. 5	aW	11-3	USF	28-17
M. 6	aW	12-2	USF [TV]	29-17
M. 7	aW	15-7	USF	30-17
M. 9	aL	4-9	Georgia [TV]	30-18
M. 11	aL	3-10	North Carolina	30-19
M. 12	aW	9-5	North Carolina	31-19
M. 13	aL	11-14	North Carolina	31-20
M. 17	hL	2-17	Florida State [TV]	31-21
M. 18	hL	2-10	Florida State [TV]	31-22
M. 19	hL	11-17	Florida State [TV]	31-23
M. 23	48W+	8-4	North Carolina [TV]	32-23
M. 24	48L+	1-4	Virginia [TV]	32-24
M. 26	48L+	7-8	NC State [TV]	32-25

%Children's Healthcare of Atlanta Classic, Atlanta, Ga.
+ACC Tournament

2008 (41-21, 16-14 ACC)

Home: 26-8; Away: 12-10; Neutral: 3-3

F. 22	hW	14-0	Youngstown State	1-0
F. 23	hW	1-0	Youngstown State	2-0
F. 24	hW	5-1	Youngstown State	3-0
F. 26	hW	11-2	Georgia Southern	4-0
F. 27	hW	1-0	Georgia Southern (10)	5-0
F. 29	hL	6-10	Rutgers (11)	5-1
M. 1	hW	4-3	Rutgers	6-1
M. 2	hW	6-0	Rutgers	7-1
M. 4	hW	4-1	Western Carolina	8-1
M. 5	hW	5-3	Kennesaw State	9-1
M. 7	hW	14-1	Virginia Tech	10-1
M. 8	hW	6-4	Virginia Tech	11-1
M. 9	hW	2-1	Virginia Tech	12-1
M. 12	aW	10-6	Georgia State	13-1
M. 14	aL	7-8	Florida State	13-2
M. 15	aL	2-11	Florida State	13-3
M. 16	aL	8-17	Florida State	13-4
M. 18	aW	10-0	Kennesaw State	14-4
M. 19	hW	7-6	Mercer	15-4
M. 21	hW	5-4	Duke	16-4
M. 22	hW	4-2	Duke	17-4
M. 23	hL	3-10	Duke	17-5
M. 25	hW	12-1	Georgia State	18-5
M. 26	hW	17-4	Alabama State	19-5
M. 29	aW	5-2	Boston College	20-5
M. 29	aW	13-2	Boston College	21-5
M. 30	aW	3-2	Boston College	22-5
A. 1	hW	13-6	East Tennessee St.	23-5
A. 2	hW	5-4	East Tennessee St.	24-5
A. 4	49aL	1-8	North Carolina	24-6
A. 6	49aL	4-10	North Carolina	24-7
A. 6	49aW	4-1	North Carolina	25-7
A. 9	hW	9-4	Georgia [TV]	26-7
A. 12	hL	5-10	Miami	26-8
A. 12	hL	5-15	Miami [TV]	26-9
A. 13	hL	3-9	Miami [TV]	26-10
A. 16	aW	14-8	Georgia Southern [TV]	27-10
A. 18	aL	5-7	Maryland	27-11
A. 19	aL	13-14	Maryland	27-12
A. 20	aW	9-6	Maryland (5) [TV]	28-12
A. 22	aW	16-9	Mercer	29-12
A. 25	hW	12-1	Wake Forest [TV]	30-12
A. 26	hW	14-6	Wake Forest [TV]	31-12
A. 27	hL	5-7	Wake Forest	31-13
M. 2	hW	10-6	Coastal Carolina [TV]	32-13
M. 3	hL	9-10	Coastal Carolina [TV]	32-14
M. 4	hW	11-4	Coastal Carolina	33-14
M. 7	aW	11-1	Georgia	34-14
M. 9	hW	5-1	Clemson	35-14
M. 10	hW	7-1	Clemson [TV]	36-14
M. 11	hL	6-16	Clemson	36-15
M. 13	45L%	2-3	Georgia [TV]	36-16
M. 15	aL	2-4	Virginia	36-17
M. 16	aW	14-8	Virginia	37-17
M. 17	aW	9-7	Virginia	38-17
M. 21	48W+	10-9	NC State	39-17
M. 22	48L+	12-15	Miami [TV]	39-17
M. 24	48L+	4-10	Clemson [TV]	39-19
M. 30	42W*	8-5	Louisville [TV]	40-19
M. 31	42W*	6-3	Lipscomb [TV]	41-19
J. 1	aL*	0-8	Georgia [TV]	41-20
J. 2	aL*	6-18	Georgia [TV]	41-21

%Children's Healthcare of Atlanta Classic, Atlanta, Ga.
49-Considered North Carolina home game
+ACC Tournament
**NCAA Athens Regional*

2009 (38-19-1, 17-10-1 ACC)

Home: 24-8-1; Away: 13-8; Neutral: 1-3

F. 20	hW	9-0	Lipscomb	1-0
F. 21	hW	13-3	Lipscomb	2-0
F. 22	hW	5-3	Lipscomb	3-0
F. 24	aL	5-6	Georgia Southern	3-1
F. 25	aW	5-3	Georgia Southern	4-1
F. 28	hW	6-4	Rutgers	5-1
F. 28	hW	13-4	Rutgers	6-1
M. 6	hW	5-1	Maryland	7-1
M. 7	hW	24-3	Maryland	8-1
M. 8	hW	10-7	Maryland	9-1
M. 10	hW	17-3	Mercer	10-1
M. 11	hW	5-4	Kennesaw State	11-1
M. 13	hW	5-4	Boston College	12-1
M. 17	aW	11-0	Kennesaw State	13-1
M. 18	hW	11-3	Kennesaw State	14-1
M. 20	aW	10-9	Virginia Tech	15-1
M. 21	aL	5-9	Virginia Tech	15-2
M. 22	aW	18-8	Virginia Tech	16-2
M. 24	hL	1-10	Georgia State {TV}	16-3
M. 27	aW	13-9	Miami {TV}	17-3
M. 28	aW	6-4	Miami {TV}	18-3
M. 29	aL	2-6	Miami {TV}	18-4
A. 3	hL	2-4	North Carolina	18-5
A. 4	hW	10-6	North Carolina (11)	19-5
A. 5	hL	10-13	North Carolina	19-6
A. 7	hW	8-4	Georgia Southern	20-6
A. 8	hL	3-23	Georgia Southern	20-7
A. 11	hW	7-6	Virginia	21-7
A. 11	hL	10-11	Virginia	21-8
A. 12	hT	4-4	Virginia	21-8-1
A. 14	aW	11-6	Georgia	22-8-1
A. 15	aW	18-2	Georgia State	23-8-1
A. 17	aW	13-2	Wake Forest	24-8-1
A. 18	aW	8-1	Wake Forest	25-8-1
A. 19	aW	6-0	Wake Forest	26-8-1
A. 21	hW	16-7	Western Carolina	27-8-1
A. 22	aL	9-10	Western Carolina	27-9-1
A. 24	aW	5-4	Clemson	28-9-1
A. 25	aL	5-8	Clemson	28-10-1
A. 26	aL	3-6	Clemson	28-11-1
M. 1	hW	16-2	Presbyterian	29-11-1
M. 2	hW	9-8	Presbyterian (10)	30-11-1
M. 3	hW	23-3	Presbyterian	31-11-1
M. 8	hW	12-3	Florida State {TV}	32-11-1
M. 9	hL	6-8	Florida State {TV}	32-12-1
M. 10	hW	6-5	Florida State {TV}	33-12-1
M. 12	45L%	5-7	Georgia {TV}	33-13-1
M. 14	aW	10-3	Duke	34-13-1
M. 15	aL	4-6	Duke	34-14-1
M. 16	aL	3-5	Duke	34-15-1
M. 20	34L+	6-8	Miami {TV}	34-16-1
M. 21	34L+	3-7	Boston Col. {TV}	34-17-1
M. 23	34W+	9-2	Florida State {TV}	35-17-1
M. 29	hW*	9-3	Georgia State	36-17-1
M. 30	hL*	7-10	Southern Miss	36-18-1
M. 31	hW*	8-4	Elon	37-18-1
M. 31	hW*	10-3	Southern Miss	38-18-1
J. 1	hL*	8-12	Southern Miss	38-19-1

%Children's Healthcare of Atlanta Classic, Atlanta, Ga.
+ACC Tournament
**NCAA Atlanta Regional*

2010 (47-15, 21-9 ACC)

Home: 31-6; Away: 14-7; Neutral: 2-2

F. 19	hW	4-0	Missouri State	1-0
F. 20	hW	20-3	Missouri State	2-0
F. 21	hW	13-0	Missouri State	3-0
F. 23	aW	10-0	Georgia Southern	4-0
F. 24	aW	8-5	Georgia Southern	5-0
F. 26	hW	5-4	Xavier	6-0
F. 27	hW	15-0	Xavier	7-0
F.28	hL	7-6	Xavier	7-1
M. 5	hW	5-0	Rutgers	8-1
M. 6	hW	19-5	Rutgers	9-1
M. 7	hW	9-4	Rutgers	10-1
M. 12	hW	9-1	Wake Forest	11-1
M. 13	hW	15-8	Wake Forest	12-1
M. 14	hW	6-5	Wake Forest	13-1
M. 16	hW	6-5	Georgia [TV]	14-1
M. 19	aL	5-2	Maryland	14-2
M. 20	aW	24-4	Maryland	15-2
M. 21	aW	10-3	Maryland	16-2
M. 23	aW	15-8	Mercer	17-2
M. 24	hW	19-4	Mercer	18-2
M. 26	aW	2-1	North Carolina	19-2
M. 27	aW	13-5	North Carolina	20-2
M. 28	aW	11-8	North Carolina	21-2
M. 30	aW	14-3	Georgia State	22-2
M. 31	aL	7-4	Kennesaw State	22-3
A. 2	hW	13-3	Duke	23-3
A. 3	hW	21-5	Duke	24-3
A. 4	hW	9-4	Duke	25-3
A. 6	hW	8-2	Kennesaw State	26-3
A. 9	aL	7-4	Virginia	26-4
A. 10	aW	9-7	Virginia	27-4
A. 11	aL	9-1	Virginia	27-5
A. 14	aW	25-6	Georgia [TV]	28-5
A. 16	hW	8-6	Clemson (10)	29-5
A. 17	hW	4-3	Clemson [TV]	30-5
A. 18	hW	11-3	Clemson	31-5
A. 20	hW	6-2	Georgia Southern	32-5
A. 21	hW	18-4	Georgia Southern	33-5
A. 23	hL	3-1	Virginia Tech	33-6
A. 24	hL	10-3	Virginia Tech	33-7
A. 25	hW	14-12	Virginia Tech	34-7
A. 27	W%	6-4	Georgia [TV]	35-7
A. 30	aL	6-5	NC State	35-8
M. 1	aL	4-2	NC State [TV]	35-9
M. 2	aW	5-3	NC State	36-9
M. 7	hW	8-4	Illinois-Chicago	37-9
M. 8	hW	11-5	Illinois-Chicago	38-9
M. 9	hW	5-2	Illinois-Chicago	39-9
M. 14	hW	14-3	Miami [TV]	40-9
M. 15	hL	9-2	Miami [TV]	40-10
M. 16	hW	6-3	Miami [TV]	41-10
M. 18	hW	9-3	Georgia State	42-10
M. 20	aW	15-8	Boston College	43-10
M. 21	aW	7-5	Boston College	44-10
M. 22	aL	6-3	Boston College	44-11
M. 27	50L+	6-2	Virginia Tech [TV]	44-12
M. 29	50W+	17-5	NC State (7) [TV]	45-12
M. 29	50L+	9-3	Clemson [TV]	45-13
J. 4	hW*	10-0	Mercer [TV]	46-13
J. 5	hW*	5-2	Alabama [TV]	47-13
J. 6	hL*	8-1	Alabama [TV]	47-14
J. 7	hL*	10-8	Alabama [TV]	47-15

%Children's Healthcare of Atlanta Classic, Atlanta, Ga.
+ACC Tournament
**NCAA Atlanta Regional*

2011 (42-21, 22-8 ACC)

Home: 26-10; Away: 15-8; Neutral: 1-3

F. 18	hW	6-3	Kent State	1-0
F. 19	hW	8-1	Kent State	2-0
F. 20	hL	1-6	Kent State	2-1
F. 22	aL	5-6	Georgia Southern	2-2
F. 23	aW	7-4	Georgia Southern	3-2
F. 25	hW	13-0	St. John's	4-2
F. 26	hW	5-0	St. John's	5-2
F. 27	hL	3-13	St. John's	5-3
M. 2	hL	3-6	Georgia State	5-4
M. 4	hW	10-0	Rutgers	6-4
M. 4	hW	9-5	Rutgers	7-4
M. 6	hW	14-3	Rutgers	8-4
M. 8	hW	7-4	Kennesaw State	9-4
M. 11	hW	1-0	Maryland	10-4
M. 12	hW	9-3	Maryland	11-4
M. 13	hW	6-2	Maryland	12-4
M. 15	hW	4-3	Georgia Southern	13-4
M. 16	hW	12-3	Georgia Southern	14-4
M. 18	hW	9-2	NC State	15-4
M. 19	hW	12-0	NC State	16-4
M. 20	hW	11-4	NC State	17-4
M. 22	aW	15-6	Georgia {TV}	18-4
M. 25	aW	8-3	Miami {TV}	19-4
M. 26	aW	12-3	Miami (10) {TV}	20-4
M. 27	aW	3-1	Miami {TV}	21-4
M. 29	hL	2-4	Mercer	21-5
A. 1	aW	9-2	Duke	22-5
A. 2	aL	3-4	Duke	22-6
A. 3	aW	11-5	Duke	23-6
A. 5	aL	6-7	Kennesaw State	23-7
A. 8	hL	2-6	Virginia	23-8
A. 9	hL	9-12	Virginia	23-9
A. 10	hW	10-8	Virginia	24-9
A. 12	hW	5-3	Georgia {TV}	25-9
A. 15	aW	5-1	Wake Forest	26-9
A. 16	aL	4-6	Wake Forest	26-10
A. 17	aW	6-5	Wake Forest (12)	27-10
A. 19	aL	3-6	at Mercer	27-11
A. 22	hW	2-0	Boston College	28-11
A. 23	hW	8-1	Boston College	29-11
A. 24	hW	10-8	Boston College	30-11
A. 26	45L%	4-6	Georgia {TV}	30-12
A. 29	aL	2-4	Clemson	30-13
A. 30	aW	5-1	Clemson {TV}	31-13
M. 1	aL	1-3	Clemson	31-14
M. 7	aW	9-2	Illinois-Chicago	32-14
M. 8	aW	10-2	Illinois-Chicago	33-14
M. 9	aW	5-1	Illinois-Chicago	34-14
M. 10	hW	11-3	Savannah State	35-14
M. 13	hL	2-3	North Carolina	35-15
M. 14	hW	9-8	North Carolina	36-15
M. 15	hW	3-0	North Carolina	37-15
M. 17	hL	6-8	East Tennessee St.	37-16
M. 19	aW	11-4	Virginia Tech	38-16
M. 20	aL	5-7	Virginia Tech	38-17
M. 21	aW	5-3	Virginia Tech	39-17
M 25	34L+	0-9	Clemson {TV}	39-18
M. 26	34W+	6-5	NC State (15) {TV}	40-18
M. 28	34L+	2-4	Florida State {TV}	40-19
J. 3	hL*	1-2	Austin Peay	40-20
J. 4	hW*	6-2	Southern Miss	41-20
J. 5	hW*	12-2	Austin Peay	42-20
J. 5	hL*	3-7	Mississippi State	42-21

%Children's Healthcare of Atlanta Classic, Atlanta, Ga.
+ ACC Tournament
** NCAA Atlanta Regional*

2012 (38-26, 12-18 ACC)

Home: 20-11; Away: 10-14; Neutral: 8-1

F. 17	51L#	0-5	Kent State	0-1
F. 17	aW#	5-0	Winthrop	1-1
F. 18	51W#	6-2	Kent State	2-1
F. 18	aW#	5-3	Winthrop	3-1
F. 22	aW	11-9	Georgia Southern	4-1
F. 24	hW	12-4	Ohio State	5-1
F. 25	hL	3-7	Ohio State	5-2
F. 26	hW	13-4	Ohio State	6-2
F. 29	hW	11-5	Kennesaw State	7-2
M. 2	hW	16-2	Rutgers	8-2
M. 3	hW	9-4	Rutgers	9-2
M. 4	hW	6-3	Rutgers	10-2
M. 7	aL	4-5	Georgia State	10-3
M. 9	aW	14-6	NC State	11-3
M. 10	aL	5-8	NC State {TV}	11-4
M. 11	aL	3-8	NC State {TV}	11-5
M. 13	hW	15-4	Wagner	12-5
M. 16	hW	12-3	Virginia Tech {TV}	13-5
M. 17	hL	9-12	Virginia Tech {TV}	13-6
M. 18	hW	9-1	Virginia Tech {TV}	14-6
M. 20	aL	1-7	Georgia {TV}	14-7
M. 23	aL	7-15	Boston College	14-8
M. 24	aL	3-4	Boston College	14-9
M. 24	aW	2-1	Boston College	15-9
M. 27	hL	3-5	Georgia Southern	15-10
M. 28	hW	10-5	Georgia Southern	16-10
M. 31	hW	1-0	Duke {TV}	17-10
M. 31	hW	8-0	Duke	18-10
A. 1	hL	3-4	Duke	18-11
A. 3	aW	7-3	Kennesaw State	19-11
A. 6	hL	1-2	Florida State (10) {TV}	19-12
A. 7	hL	7-12	Florida State {TV}	19-13
A. 8	hL	4-8	Florida State {TV}	19-14
A. 10	hW	6-4	Mercer	20-14
A. 13	aL	2-4	Wake Forest {TV}	20-15
A. 14	aW	8-7	Wake Forest	21-15
A. 15	aL	3-11	Wake Forest {TV}	21-16
A. 17	hW	8-4	Georgia State	22-16
A. 20	aW	11-4	North Carolina {TV}	23-16
A. 21	aL	6-12	North Carolina {TV}	23-17
A. 21	aW	4-2	North Carolina	24-17
A. 24	45W%	4-3	Georgia {TV}	25-17
A. 27	hW	6-5	Clemson (13) {TV}	26-17
A. 28	hL	7-13	Clemson {TV}	26-18
A. 29	hL	8-11	Clemson {TV}	26-19
M. 5	hW	9-0	Charlotte	27-19
M. 6	hW	6-3	Charlotte	28-19
M. 6	hW	6-5	Charlotte (11)	29-19
M. 9	hW	8-6	Georgia {TV}	30-19
M. 11	aL	5-6	Virginia	30-20
M. 12	aL	2-4	Virginia {TV}	30-21
M. 13	aW	5-4	Virginia (13)	31-21
M. 15	aL	3-4	Mercer	31-22
M. 15	hL	4-5	Miami {TV}	31-23

RECORDS

YEAR-BY-YEAR RESULTS

M. 16	hL	6-8	Miami {TV}	31-24
M. 17	hW	2-1	Miami {TV}	32-24
M. 23	50W+	5-4	Florida State {TV}	33-24
M. 25	50W+	17-6	Virginia (7) {TV}	34-24
M. 26	50W+	5-1	Clemson {TV}	35-24
M. 27	50W+	8-5	Miami {TV}	6-24
J. 1	27W*	8-4	Coll. of Charleston {TV}	37-24
J. 2	aL*	2-6	Florida {TV}	37-25
J. 3	27W*	3-0	Coll. of Charleston {TV}	38-25
J. 3	aL*	3-15	Florida {TV}	38-26

%Children's Healthcare of Atlanta Classic, Atlanta, Ga.
 # Coca-Cola Winthrop Classic, Rock Hill, S.C.
+ ACC Tournament (Champions)
* NCAA Gainesville Regional

2013 (37-27, 15-15 ACC)

Home: 23-11; Away: 10-12; Neutral: 3-4

F. 15	hW	3-0	Akron	1-0
F. 16	hW	10-3	Akron	2-0
F. 17	hW	5-3	Akron	3-0
F. 19	hW	16-5	Georgia State	4-0
F. 23	hW	3-2	St. John's [TV]	5-0
F. 23	hL	7-9	St. John's	5-1
F. 24	hW	10-1	St. John's	6-1
F. 26	aW	11-4	Georgia Southern	7-1
F. 27	aW	14-8	Georgia Southern	8-1
M. 1	hW	13-1	Rutgers {TV}	9-1
M. 2	hW	11-2	Rutgers	10-1
M. 3	hW	12-0	Rutgers	11-1
M. 5	hW	16-9	Mercer	12-1
M. 8	aW	11-1	Virginia Tech	13-1
M. 9	aW	14-9	Virginia Tech	14-1
M. 10	aL	2-6	Virginia Tech	14-2
M. 15	hW	12-5	Boston College	15-2
M. 16	hW	11-3	Boston College	16-2
M. 17	hW	9-1	Boston College	17-2
M. 19	hL	4-5	Georgia Southern {TV}	17-3
M. 22	aW	10-0	Florida State {TV}	18-3
M. 22	aL	3-11	Florida State {TV}	18-4
M. 24	aL	6-8	Florida State {TV}	18-5
M. 26	hW	5-4	The Citadel	19-5
M. 29	hW	5-1	Wake Forest {TV}	20-5
M. 30	hW	8-1	Wake Forest {TV}	21-5
M. 30	hL	6-8	Wake Forest {TV}	21-6
A. 2	aL	1-10	Mercer	21-7
A. 3	hW	9-1	Kennesaw State	22-7
A. 5	aL	0-2	Duke	22-8
A. 6	aW	2-1	Duke	23-8
A. 7	aL	0-3	Duke	23-9
A. 9	aW	7-5	Georgia {TV}	24-9
A. 12	hW	2-1	Virginia {TV}	25-9
A. 13	hL	2-7	Virginia {TV}	25-10
A. 14	hW	3-2	Virginia (6) {TV}	26-10
A. 16	hW	14-1	Savannah State	27-10
A. 19	hL	4-13	NC State {TV}	27-11
A. 20	hL	2-6	NC State {TV}	27-12
A. 21	hL	7-8	NC State {TV}	27-13
A. 23	45L%	0-17	Georgia {TV}	27-14
A. 26	aL	3-11	Clemson	27-15
A. 26	aL	3-4	Clemson (11) {TV}	27-16
A. 27	aW	14-9	Clemson	28-16
M. 3	hW	4-2	Coastal Carolina {TV}	29-16
M. 3	hL	4-7	Coastal Carolina {TV}	29-17
M. 5	hL	8-12	Coastal Carolina {TV}	29-18
M. 7	aW	9-2	Ohio State {TV}	30-18
M. 8	aL	2-3	Ohio State	30-19
M. 10	hW	5-4	North Carolina {TV}	31-19
M. 11	hL	1-3	North Carolina {TV}	31-20
M. 12	hW	9-8	North Carolina (11) {TV}	32-20
M. 14	hL	13-14	Georgia (11) {TV}	32-21
M. 16	aL	3-8	Miami {TV}	32-22
M. 17	aL	7-11	Miami {TV}	32-23
M. 18	aW	10-1	Miami {TV}	33-23
M. 22	34W+	4-3	Florida State {TV}	34-23
M. 23	34L+	2-8	Virginia {TV}	34-24
M. 24	34L+	2-3	Virginia Tech {TV}	34-25
M. 31	52L*	4-6	Illinois {TV}	34-26
J. 1	52W*	5-1	East. Tenn. St. {TV}	35-26
J. 2	52W*	6-3	Illinois {TV}	36-26
J. 2	aW*	5-0	Vanderbilt {TV}	37-26
J. 3	aL*	1-7	Vanderbilt {TV}	37-27

%Children's Healthcare of Atlanta Classic, Atlanta, Ga.
+ ACC Tournament
** NCAA Nashville Regional*

2014 (37-27, 14-16 ACC)

Home: 25-11; Away: 6-13; Neutral: 6-3

F. 14	hW#	6-5	Old Dominion	1-0
F. 15	hL#	1-3	Radford	1-1
F. 16	hL#	3-5	VCU	1-2
F. 19	aL	3-4	Georgia Southern	1-3
F. 21	hW	7-3	UNC Greensboro	2-3
F. 22	hW	7-0	UNC Greensboro	3-3
F. 23	hW	12-3	UNC Greensboro	4-3
F. 25	hL (12)	3-5	Kennesaw State	4-4
F. 28	hW	3-2	Bowling Green	5-4
M. 1	hW	8-3	Bowling Green	6-4
M. 2	hW	8-5	Bowling Green	7-4
M. 4	aL	0-1	Georgia [TV]	7-5
M. 7	hL	2-9	Wake Forest [TV]	7-6
M. 8	hL	8-12	Wake Forest	7-7
M. 9	hW	5-1	Wake Forest	8-7
M. 11	hW	7-5	Western Carolina	9-7
M. 14	hL	8-10	Miami [TV]	9-8
M. 15	hW	13-7	Miami	10-8
M. 15	hW	3-2	Miami [TV] (11)	11-8
M. 18	aW	8-7	Kennesaw State	12-8
M. 19	aW	9-4	Georgia State	13-8
M. 21	aL	2-3	North Carolina [TV] (11)	13-9
M. 22	aW	6-5	North Carolina [TV] (13)	14-9
M. 22	aW	9-1	North Carolina [TV]	15-9
M. 25	hL	1-4	Mercer	15-10
M. 28	aL	3-4	Pittsburgh (13)	15-11
M. 29	aL	0-5	Pittsburgh	15-12
M. 30	aL	2-4	Pittsburgh	15-13
A. 2	hW	7-3	Georgia State	16-13
A. 4	hW	7-4	Duke [TV]	17-13
A. 5	hW	5-1	Duke [TV]	18-13
A. 6	hW	1-0	Duke [TV]	19-13
A. 8	hW	13-2	Georgia Southern	20-13
A. 9	hW	12-1	Savannah State	21-13
A. 11	hW	5-3	Florida State [TV]	22-13
A. 12	hW	12-4	Florida State [TV]	23-13
A. 13	hL	4-5	Florida State [TV]	23-14
A. 15	hW	4-1	Georgia [TV]	24-14
A. 18	aL	2-7	Maryland	24-15
A. 19	aL	1-4	Maryland	24-16
A. 20	aW	13-6	Maryland (12)	25-16
A. 23	hL	3-4	Mercer (10)	25-17
A. 25	aW	1-0	NC State [TV]	26-17
A. 26	aL	0-1	NC State [TV]	26-18
A. 27	aL	1-7	NC State [TV]	26-19
M. 2	hW	7-6	Virginia Tech [TV] (11)	27-19
M. 3	hW	3-1	Virginia Tech [TV]	28-19
M. 4	hL	6-7	Virginia Tech [TV]	28-20
M. 6	hW	9-6	North Florida [TV]	29-20
M. 9	aL	3-4	Virginia	29-21
M. 10	aL	3-4	Virginia (11)	29-22
M. 11	aL	1-3	Virginia	29-23
M. 13	45W%	2-0	Georgia [TV]	30-23
M. 15	hL	0-8	South Florida [TV]	30-24
M. 16	hW	3-0	South Florida [TV]	31-24
M. 17	hW	12-5	South Florida [TV]	32-24
M. 20	50W+	5-3	Wake Forest [TV]	33-24
M. 21	50W+	6-3	Miami [TV]	34-24
M. 22	50L+	0-6	Duke [TV]	34-25
M. 23	50W+	3-0	Clemson [TV]	35-25
M. 25	50W+	9-4	Maryland [TV]	36-25
M. 31	53L*	0-8	Washington [TV]	36-26
J. 1	53W*	4-2	Jacksonville State [TV]	37-26
J. 1	53L*	2-4	Washington [TV]	37-27

#Battle in Midtown, Atlanta, Ga.
%Children's Healthcare of Atlanta Classic, Atlanta, Ga.
+ ACC Tournament (Champions)
** NCAA Oxford Regional*

2015 (32-23, 13-17 ACC)

Home: 21-8; Away: 9-13; Neutral: 2-2

F. 13	hW	17-3	St. John's	1-0
F. 14	hL	4-9	Fordham	1-1
F. 14	hW	7-5	Fordham	2-1
F. 17	aW	7-4	Georgia Southern [TV]	3-1
F. 21	54W#	16-9	FIU	4-1
F. 21	aL#	5-7	Coastal Carolina	4-2
F. 22	54W#	9-8	Albany	5-2
F. 24	aL	1-7	Auburn [TV]	5-3
F. 27	hW	1-0	Indiana State	6-3
F. 28	hW	15-2	Indiana State	7-3
M. 1	hW	7-1	Indiana State	8-3
M. 3	hW	7-6	Ohio (12)	9-3
M. 6	hL	2-3	Notre Dame (10) [TV]	9-4
M. 7	hW	11-7	Notre Dame [TV]	10-4
M. 8	hW	4-1	Notre Dame [TV]	11-4
M. 10	hW	22-6	Georgia Southern [TV]	12-4
M. 13	aW	5-2	Duke [TV]	13-4
M. 14	aL	3-6	Duke [TV]	13-5
M. 15	aW	4-0	Duke [TV]	14-5
M. 17	aW	7-6	Kennesaw State (11)	15-5
M. 20	hL	3-5	North Carolina [TV]	15-6
M. 21	hW	6-5	North Carolina [TV]	16-6
M. 21	hL	1-5	North Carolina [TV]	16-7
M. 24	hW	4-1	Auburn [TV]	17-7
M. 27	aL	1-4	Louisville [TV]	17-8
M. 28	aL	3-8	Louisville [TV]	17-9
M. 29	aL	1-4	Louisville [TV]	17-10
M. 31	aW	13-6	Georgia [TV]	18-10
A. 1	aW	6-3	Georgia State	19-10
A. 3	aW	11-5	Virginia Tech	20-10
A. 4	aL	8-9	Virginia Tech	20-11
A. 5	aW	7-6	Virginia Tech	21-11
A. 7	hW	4-3	Mercer	22-11
A. 10	hL	4-14	Virginia [TV]	22-12
A. 11	hW	11-4	Virginia [TV]	23-12
A. 12	hW	4-3	Virginia [TV]	24-12
A. 17	aL	0-1	Boston College	24-13
A. 18	aL	1-6	Boston College	24-14
A. 19	aL	0-4	Boston College	24-15
A. 21	hL	6-11	Kennesaw State	24-16
A. 24	hW	4-2	Clemson [TV]	25-16
A. 25	hL	3-11	Clemson [TV]	25-17
A. 26	hW	5-4	Clemson (10) [TV]	26-17
M. 2	hW	5-1	Presbyterian	27-17
M. 2	hW	11-9	Presbyterian	28-17
M. 3	hW	10-2	Presbyterian	29-17
M. 6	aW	9-7	Mercer	30-17
M. 8	hW	9-1	Pittsburgh	31-17
M. 9	hL	6-8	Pittsburgh [TV]	31-18
M. 10	hW	10-3	Pittsburgh	32-18
M. 12	45L%	0-6	Georgia [TV]	32-19
M. 14	aL	0-3	Miami [TV]	32-20
M. 15	aL	1-22	Miami [TV]	32-21
M. 16	aL	4-17	Miami [TV]	32-22
M. 19	34L+	0-11	Virginia [TV]	32-23

 # Caravalle Resort's Baseball at the Beach
%Children's Healthcare of Atlanta Classic, Atlanta, Ga.
+ ACC Tournament

RECORDS

#17 Danny Hall
Head Coach
23rd Season at Tech

#18 Bryan Prince
Assistant Coach
9th Season at Tech

#34 Jason Howell
Assistant Coach
4th Season at Tech

#12 Mike Nickeas
Volunteer Assistant Coach
2nd Season at Tech

#1 Carter Hall
MIF • R/R • 6-0 • 175
Freshman



#2 Grant Wruble
C/OF • R/R • 6-1 • 190
Senior

#3 Wade Bailey
MIF • R/R • 5-9 • 178
Sophomore

#4 Zac Ryan
RHP • R/R • 6-1 • 201
Junior

#5 Keenan Innis
OF • L/R • 6-0 • 180
Junior

#6 Ryan Peurifoy
OF • R/R • 6-2 • 206
Junior

#7 Arden Pabst
C • R/R • 6-1 • 202
Junior • Captain



#8 Jonathan Hughes
RHP • R/R • 6-2 • 186
Freshman



#9 Joey Bart
C • R/R • 6-2 • 214
Freshman

#10 Brandon Gold
IF/RHP • R/R • 6-3 • 203
Junior



#11 Tristin English
RHP/DH • R/R • 6-2 • 200
Freshman



#13 Jackson Webb
IF • S/R • 5-11 • 160
Freshman



#14 Matt Gonzalez
3B/OF • R/R • 5-11 • 193
Senior



#15 Connor Justus
MIF • R/R • 6-0 • 193
Junior



#16 Coleman Poje
OF • R/R • 6-1 • 212
r-Junior



#20 Matt Phillips
RHP • R/R • 6-2 • 195
Junior



#21 Brandt Stallings
OF • R/R • 6-4 • 217
Freshman

#22 Trevor Craport
UTL • R/R • 5-11 • 201
Sophomore

#23 Ben Parr
LHP • L/L • 6-4 • 182
Junior

#24 Joe Wiseman
RHP • R/R • 6-4 • 249
Senior

#25 Kel Johnson
OF • R/R • 6-4 • 204
Sophomore



#26 Matthew Gorst
RHP • R/R • 6-1 • 201
Junior

#27 Patrick Wiseman
RHP • L/R • 6-5 • 217
Sophomore

#28 Jared Datoc
RHP • R/R • 5-7 • 210
Sophomore



#29 Bailey Combs
RHP • R/R • 5-11 • 191
Freshman

#31 Tanner Shelton
LHP • L/L • 6-2 • 235
Junior



#32 Will Galloway
C • R/R • 6-1 • 197
Freshman



#35 Bobby Gauvreau
RHP • R/R • 5-10 • 200
Freshman

#36 Cole Pitts
RHP • R/R • 6-5 • 237
r-Senior

#37 Keyton Gibson
RHP • R/R • 6-2 • 209
Freshman



#38 Robert Winborne
IF • R/R • 6-1 • 180
Freshman

#39 Jonathan King
LHP • L/L • 5-11 • 197
r-Junior • Captain



#40 Micah Carpenter
RHP • R/R • 5-11 • 174
Freshman

#41 Burton Dulaney
RHP • R/R • 6-0 • 179
Freshman

#42 Jake Lee
RHP • R/R • 5-11 • 170
Freshman

2016 SCHEDULE

FEBRUARY

SUN	MON	TUE	WED	THUR	FRI	SAT
	1	2	3	4	5	6
7	8	9	10	11	12	13
14	15	16	17	18	19 PUR 4 P.M.	20 WMU 2 P.M.
21 VCU 1 P.M.	22	23	24 GASO 6 P.M.	25	26 UMBC 4 P.M.	27 UMBC 2 P.M.
28 UMBC 1 P.M.	29					

MARCH

SUN	MON	TUE	WED	THUR	FRI	SAT
		1 GSU 4 P.M.	2	3	4 WCU 4 P.M.	5 WCU 2 P.M.
6 WCU 1 P.M.	7	8 AUB 5:30 P.M.	9	10	11 FSU* 6 P.M.	12 FSU* 6 P.M.
13 FSU* 1 P.M.	14	15 AUB 6 P.M.	16	17	18 VT* 7 P.M.	19 VT* 4 P.M.
20 VT* 1 P.M.	21	22 KSU 6 P.M.	23	24 UNC* 6 P.M.	25 UNC* 7 P.M.	26 UNC* 2 P.M.
27	28	29	30 GASO 6 P.M.	31		

APRIL

SUN	MON	TUE	WED	THUR	FRI	SAT
					1 DUKE* 7 P.M.	2 DUKE* 4 P.M.
3 DUKE* 1 P.M.	4	5 MER 6 P.M.	6 KSU 6 P.M.	7	8 PITT* 6 P.M.	9 PITT* 12 P.M.
10 PITT* 1 P.M.	11	12 UGA 6 P.M.	13	14	15 NCST* 7 P.M.	16 NCST* 4 P.M.
17 NCST* 1 P.M.	18	19 MER 6 P.M.	20 GSU 6 P.M.	21	22 CLEM* 6:30 P.M.	23 CLEM* 6:30 P.M.
24 CLEM* 1 P.M.	25	26 UGA 7 P.M.	27	28	29 CCU 7 P.M.	30 CCU 4 P.M.

MAY

SUN	MON	TUE	WED	THUR	FRI	SAT
1 CCU 1 P.M.	2	3	4	5	6	7 MIA* 7 P.M.
8 MIA* 4 P.M.	9 MIA* 7 P.M.	10 SVST 4 P.M.	11	12	13 UVA* 6 P.M.	14 UVA* 4 P.M.
15 UVA* 1 P.M.	16	17 UGA 7 P.M.	18	19 BC* 7 P.M.	20 BC* 7 P.M.	21 BC* 1 P.M.
22	23	24 ACC	25 ACC	26 ACC	27 ACC	28 ACC
29 ACC	30	31				

KEY

HOME GAME — AWAY GAME — TURNER FIELD GAME

PUR - PURDUE
WMU - WESTERN MICHIGAN
VCU - VIRGINIA COMMONWEALTH
GASO - GEORGIA SOUTHERN
UMBC - MARYLAND, BALTIMORE COUNTY
GSU - GEORGIA STATE
WCU - WESTERN CAROLINA
AUB - AUBURN
KSU - KENNESAW STATE
MER - MERCER
CCU - COASTAL CAROLINA
SVST - SAVANNAH STATE

ACC - ACC TOURNAMENT
(DURHAM, N.C.)

*ACC GAME
ALL TIMES LISTED IN EASTERN TIME ZONE AND SUBJECT TO CHANGE

RAMBLINWRECK.COM #TogetherWeSwarm **@GTBASEBALL**